



승인번호  
제 920006 호



등록번호 11-B50928-000001-10  
ISSN 1738-8945

# 2022 건강보험통계연보

National Health Insurance Statistical Yearbook

*h·well*  
국민건강보험  
National Health Insurance Service



건강보험심사평가원  
HEALTH INSURANCE REVIEW & ASSESSMENT SERVICE



# 발 간 사

국민건강보험공단과 건강보험심사평가원은 2005년부터 매년 『건강보험통계연보』를 공동으로 발간하고 있으며, 올해로 18주년을 맞이하게 되어 매우 기쁘게 생각합니다.

『건강보험통계연보』에는 양 기관이 건강보험 제도를 운영하며 수집·관리하고 있는 건강보험 적용인구, 재정현황, 급여실적, 심사실적, 적정성 평가, 질병현황 등 다양한 정보가 포함되어 있습니다.

그동안 국민과 이해관계자에게 신뢰받는 보건의료 통계를 제공하기 위해 끊임없이 노력한 결과, “국가승인통계 품질 평가”에서 최근 5년간 “우수등급”을 연속으로 달성하는 등 통계 품질관리 역량을 대외적으로 인정받기도 하였습니다.

이번 호에서도 마찬가지로 국민과 이용자의 통계자료에 대한 이해도를 높이고 정확한 해석을 돕기 위해 통계 용어를 알기 쉽게 재정비하였으며, 양 기관의 통계표 명칭을 표준화하여 자료의 통일성을 높였습니다.

앞으로도 양 기관은 서로 협력하면서 보건의료 통계정보의 다양한 수요를 충족하고, 더 많은 국민이 건강한 혜택을 누릴 수 있도록 최선의 노력을 다하겠습니다.

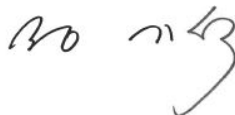
감사합니다.

2023. 11.


국민건강보험공단

건강보험심사평가원

이사장



원장







# Preface

The National Health Insurance Service (NHIS) and the Health Insurance Review and Assessment Service (HIRA) have jointly published the 『National Health Insurance Statistical Yearbook』 every year since 2005. We are very pleased to celebrate the 18th anniversary this year.

『The National Health Insurance Statistics Yearbook』 contains various information collected and managed by both organizations in operating the health insurance system, including the population covered by health insurance, financial status, benefit performance, review performance, adequacy assessment, and disease status.

Our ceaseless efforts to provide credible health and medical statistics to the public and stakeholders paid off, and we have been externally recognized for our statistics quality management capabilities, including achieving an "Excellent" rating in the "National Statistics Quality Assessment" for the past five years consecutively.

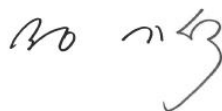
This issue reorganizes statistical terminology to make it easier for the public to understand statistical data, facilitates accurate interpretation, and standardizes the names of the statistical tables of both organizations to increase data unity.

The two organizations will work together to meet the diverse needs for health and medical statistical information and do their best to ensure more people enjoy health benefits.

Thank you.

November 2023

President of the National Health  
Insurance Service



President of the Health Insurance  
Review and Assessment Service



## 작성목적 및 근거법규

### ▶ 작성목적

- 사회보장의 근간인 건강보험에 관한 주요사항을 통계자료로 생산함으로써 우리나라 건강보험 정책 및 보건의료정책의 기초자료로 활용될 뿐만 아니라 학술분야에도 유용하게 이용될 수 있음

### ▶ 근거법규

- 건강보험통계연보는 국민건강보험법에 의해 제도 운영과정에서 획득한 가입자의 자격, 보험료, 보험재정, 보험급여실적 및 심사실적, 요양급여비용의 적정성 평가, 질병에 대한 통계를 작성하고 있음
- 통계청 승인번호 제920006호

## 건강보험 연혁

- ▶ 1963 . 12 . 16    의료보험법 제정  
- 조합 임의설립(300인 이상 사업장)
- ▶ 1964 . 6 . 5     의료보험법 시행령 제정
- ▶ 1970 . 8 . 7     의료보험법 (1차)개정(미실시)  
- 조합강제설립주의(피용자, 군인, 공무원, 일반자영자 대상)
- ▶ 1976 . 12 . 22    의료보험법 전문(2차)개정  
- 500인 이상 사업장 당연적용(공무원, 교직원, 군인제외)  
- 조합방식
- ▶ 1977 . 1 . 13    전국의료보험협의회 발기인 총회 개최  
- 전국의료보험협의회 설립
- ▶ 1977 . 3 . 12    의료보험법 시행령 전문개정  
- 500인 이상 사업장 당연적용

## Purpose and Legal Ground

### ▶ Purpose

- : In order to formulate national health policies as well as to support academic research by producing a variety of important statistical data of Korea National Health Insurance, which is one of main pillars of national social security programs in Korea.

### ▶ Legal Ground

- : The National Health Insurance Statistical Yearbook includes statistical information collected during the operation of national health insurance in accordance with the National Health Insurance Act as below:
  - eligibility of the insured, insurance premiums, financing of health insurance, health insurance benefits, medical treatment of health insurance, evaluation of the appropriateness of health insurance benefits and diseases statistics.
- : In accordance with the Approval Number 92006 of Statistics Korea

## Synopsis of Health Insurance History

- ▶ 1963. 12. 16 Medical Insurance Act was enacted.
  - Medical Insurance Society could be established voluntarily at the industrial establishment with 300 workers or more.
- ▶ 1964. 6. 5 Enforcement Decree of Medical Insurance Act was enacted.
- ▶ 1970. 8. 7 Medical Insurance Act (the 1st) was amended.
  - Set up the legal basis of compulsory establishment of Medical Insurance Society for industrial employees, military personnel, government employees and the self-employed.
- ▶ 1976. 12. 22 Medical Insurance Act (the 2nd) was enacted wholly.
  - The person who is employed at the industrial establishment with 500 workers or more came to be covered compulsorily (Government employees, private school employees and military personnel excluded).
  - Medical Insurance Society System was adopted.
- ▶ 1977. 1. 13 The founders of Federation of Korean Medical Insurance Societies (FKMIS) held their general meeting.
  - The Federation of Korean Medical Insurance Societies was founded.
- ▶ 1977. 3 .12 Enforcement Decree of Medical Insurance Act was amended wholly.
  - The person who is employed at the industrial establishment with 500 workers or more was covered compulsorily.

- ▶ 1977 . 6 . 8      의료보험수가 및 약가 제정 고시
  
- ▶ 1977 . 7 . 1      1종 의료보험조합(486개소) 업무개시  
- 500인 이상 사업장 의료보험 실시
  
- ▶ 1977 . 11 . 28    전국의료보험협의회 사단법인 인가
  
- ▶ 1977 . 12 . 31    공무원 및 사립학교교직원 의료보험법 제정
  
- ▶ 1978 . 8 . 11    공무원 및 사립학교교직원 의료보험관리공단 발족
  
- ▶ 1979 . 1 . 1      공무원 및 사립학교교직원 의료보험 업무개시
  
- ▶ 1979 . 4 . 7      의료보험법 시행령 개정  
- 300인 이상 사업장 당연적용 확대
  
- ▶ 1979 . 4 . 17    의료보험법 (3차)개정  
- 요양기관 강제지정
  
- ▶ 1979 . 7 . 1      300인 이상 사업장 의료보험실시(26개 지구공동조합 신설),  
진료비 심사지급업무, 전국의료보험협회에 일괄 위탁
  
- ▶ 1980 . 10 . 31    의료보험법 시행령 개정  
- 100인 이상 사업장 당연적용 확대  
- 16인 이상 사업장 임의가입
  
- ▶ 1981 . 1 . 1      100인 이상 사업장 의료보험 실시
  
- ▶ 1981 . 4 . 4      의료보험법 (4차)개정  
- 직종, 지역조합 설립근거

- ▶ 1977 . 6 . 8      Fee for medical service and drug price of Medical Insurance was notified by the Ministry of Health and Social Affairs.
- ▶ 1977 . 7 . 1      Class I Medical Insurance Societies (Its Number : 486) started their own business.
- ▶ 1977 . 11 . 28    The Federation of Korean Medical Insurance Societies got the approval as an incorporated body.
- ▶ 1977 . 12 . 31    Medical Insurance Act for Government and Private School Employees was enacted.
- ▶ 1978 . 8 . 11     Korea Medical Insurance Corporation was founded.
  - It manages the insurance business for the government and private school employees.
- ▶ 1979. 1. 1        Korea Medical Insurance Corporation started own business.
- ▶ 1979. 4. 7        Enforcement Decree of Medical Insurance Act was amended.
  - Class I Medical Insurance's coverage was expanded to the industrial establishment with 300 workers or more.
- ▶ 1979. 4. 17      Medical Insurance Act (the 3rd) was amended.
  - Medical care institutions came to be designated compulsorily as providers of Medical care services of Medical Insurance.
- ▶ 1979. 7. 1        The person who is employed at the industrial establishment with 300 workers or more came to be covered.
  - 26 district societies were newly established.
  - Review and payment of medical expenses of medical benefit was entrusted to the FKMIS.
- ▶ 1980. 10. 31     Enforcement Decree on Medical Insurance Act was amended.
  - The coverage of Medical Insurance was compulsorily expanded to the person who is employed at the industrial with 100 workers or more and voluntarily expanded to the employees in the industrial establishment with 16 workers or more.
- ▶ 1981. 1. 1        The person who is employed at the industrial establishment with 100 workers or more came to be covered
- ▶ 1981. 4. 4        Medical Insurance (the 4th) was amended.
  - Set up the legal basis of the establishment of Occupational and Self-employed Medical Insurance Societies(Class II).

- ▶ 1981 . 7 . 1    지역의료보험 1차 시범사업 실시(홍천, 옥구, 군위)
  
- ▶ 1981 . 9 . 30    전국의료보험협의회, 의료보험조합연합회로 개편(특수공법인)
  
- ▶ 1981 . 12 . 1    직종의료보험조합 발족(문화예술인, 이미용)
  
- ▶ 1981 . 12 . 31    의료보험법 (5차)개정
  - 의료보험조합연합회에 의료보험심사위원회 설치운영
  - 의료보험조합연합회에 조합간 공동사업 시행근거
  
- ▶ 1982 . 7 . 1    지역의료보험 2차 시범사업 실시(강화, 보은, 목포)
  
- ▶ 1982 . 12 . 21    의료보험법 시행령 개정
  - 16인 이상 사업장 당연적용 및 5인 이상 사업장 임의적용
  
- ▶ 1984 . 5 . 1    목포에서 의약분업 시범사업 실시(8개월 시한)
  
- ▶ 1984 . 12 . 1    청주시와 청원군에서 한방의료보험 시범사업 실시
  
- ▶ 1984 . 12 . 31    의료보험법 (6차)개정
  - 피부양자 인정범위 확대(장인, 장모)
  - 동일상병 180일 급여기간을 연간 180일로 변경
  - 1종, 2종 의료보험을 직장, 지역, 직종의료보험으로 용어 개정
  
- ▶ 1985 . 12 . 25    의료보험법 시행령 개정
  - 표준보수월액 등급조정(53등급)
  - 의원급 이하 외래진료비 본인부담정액제 실시
  
- ▶ 1987 . 2 . 1    한방의료보험 전국확대

- ▶ 1981. 7. 1            The 1st pilot program for self-employed medical insurance was started in the three rural areas.
  
- ▶ 1981. 9. 30           The FKMIS was reorganized as a legal public juridical body.
  
- ▶ 1981. 12. 1           Occupational Medical Insurance Societies were established(for Artists and Entertainers, Barbers and Beauty Artists).
  
- ▶ 1981. 12. 31           Medical Insurance Act (the 5th) was amended.
  - Medical Insurance Deliberation Committee was established in the FKMIS.
  - The legal basis for the joint project among societies was set up
  
- ▶ 1982 .7. 1            The 2nd pilot program for self-employed medical insurance was started in the two other rural areas and one urban area.
  
- ▶ 1982. 12. 21           Enforcement Decree of Medical Insurance Act was amended.
  - The coverage of Class I Medical Insurance was compulsorily expanded to the person who is employed at the industrial establishment with 16 workers or more and voluntarily expanded to the employees in the industrial establishment with 5 workers or more.
  
- ▶ 1984. 5. 1            Pilot program of the separation of dispensing and prescription was enforced for 8 months in Mokpo-Shi.
  
- ▶ 1984. 12. 1           Pilot program of providing oriental medical care as a medical care benefits by Cheongju-Shi and Cheongwon-Gun was enforced.
  
- ▶ 1984. 12. 31           Medical Insurance Act (the 6th) was amended.
  - The scope of dependants was expanded to the parents of insured's spouse.
  - Duration of getting benefits was changed from 180 days a disease to 180 days in a year.
  - The term for Medical Insurance was changed.
    - Class I Medical Insurance → Medical Insurance for Industrial Workers
    - Class II Medical Insurance → Medical Insurance for Self- employed and Occupational Medical Insurance.
  
- ▶ 1985. 12. 25           Enforcement Decree of Medical Insurance Act was amended.
  - Monthly standard wages class of employees was readjusted from 41 grades to 53 grades.
  - Under the Class Clinic, Flat-sum co-payment of medical care expenses system for outpatient was set up.
  
- ▶ 1987. 2. 1            Oriental medical care service was provided as medical insurance benefits to whole-nation.

- ▶ 1987 . 12 . 4    의료보험법 (7차)개정
  - 피부양자 인정범위 확대(형제, 자매, 직계비속의 배우자)
  - 임의계속 피보험자 제도 도입
  - 의료보험조합연합회, 의료보험연합회로 명칭 변경
  - 보험재정안정기금 설치 의무화
  - 요양급여기간 제한에 대한 보완
  
- ▶ 1988 . 1 . 1    농·어촌 지역의료보험 실시
  
- ▶ 1988 . 7 . 22    의료보험법 시행령 개정
  - 5인 이상 사업장 당연 가입
  
- ▶ 1989 . 7 . 1    도시 지역의료보험 실시(전국민 의료보장 실현)
  
- ▶ 1989 . 10 . 1    약국 의료보험 급여실시
  
- ▶ 1994 . 1 . 7    의료보험법 (8차)개정
  - 직장의료보험 보험료율 변경(3%~8%→2%~8%)
  - 65세 이상 피보험자 및 피부양자 요양급여기간 연장  
(연간 180일→210일)
  - 분만급여 대상 확대(피보험자의 배우자→모든 피부양자)
  
- ▶ 1994 . 8 . 1    의료보험법 시행령 개정
  - 직장 피보험자 자격상실 후 계속 요양급여기간 연장(3개월→6개월)
  - 처방전에 의하지 않은 약국 이용 본인부담률 인하(60%→40%)
  - 고액보험급여비용 공동부담사업 부담금 상향조정(총보험료 수입의 10%→20%)
  
- ▶ 1994 . 12 . 31    의료보험법 (9차)개정
  - 국가유공자예우등에 관한 법률을 독립유공자예우에 관한 법률 및 국가유공자예우등에 관한 법률로 함.



- ▶ 1987. 12. 4      Medical Insurance Act (the 7th) was amended.
  - The scope of dependants was expanded to the direct lineal descendant's spouse, brothers and sisters of the insured.
  - Optional continuation of the eligibility for the insured retired temporarily was introduced.
  - The title of FKMIS was changed to NFMI(National Federation of Medical Insurance).
  - The federation was forced to create Insurance Finance Stabilization Fund.
  - The provision of restriction of benefit period was readjusted.
  
- ▶ 1988. 1. 1      The person who is self-employed in rural area came to be covered.
  
- ▶ 1988. 7. 22      Enforcement Decree of Medical Insurance Act was amended.
  - The person who is employed at the industrial establishment with 5 workers or more came to be covered compulsorily.
  
- ▶ 1989. 7. 1      The person who is self-employed in urban area came to be covered.
  - Medical security for whole population was accomplished.
  
- ▶ 1989. 10. 1      Pharmacy took part as a provider of medical insurance benefit.
  
- ▶ 1994. 1. 7      Medical Insurance Act (the 8th) was amended.
  - The contribution rate of Medical Insurance Program for Industrial Workers was changed 3% ~ 8% to 2% ~ 8%.
  - The period of Medical Care Benefits for the 65year or more old person was increased from 180 days a year to 210 days a year.
  - Maternity benefits was expanded from Insured woman and the wife of Insured to Insured and Dependant woman.
  
- ▶ 1994. 8. 1      Enforcement Decree of Medical Insurance Act was amended.
  - The period of Medical Care Benefits after disqualification of employee insured was extended from 3 months to 6 months.
  - The rate of co-sharing borne by the patient for the pharmacist's prescription and dispensing was decreased from 60% to 40% of total cost.
  - The rate of co-sharing borne by the insurer for the high-cost benefits was increased from 10% to 20% of total collected-contributions.
  
- ▶ 1994. 12. 31      Medical Insurance Act (the 9th) was amended.
  - Act on Person of National Merit was changed into Act on Honorable Treatment, etc. to Persons of National Merit.

- ▶ 1995 . 8 . 4      의료보험법 (10차)개정
  - 1995년부터 모든 피보험자 요양급여기간 연장(연간 180일→210일)
  - 65세 이상, 등록 장애인, 국가유공자등 요양급여기간 제한 폐지
  
- ▶ 1995 . 12 . 29    의료보험법 시행령 개정
  - 본인부담금 보상금 (같은 달이 아니더라도 30일 이내 본인부담금이 50만원 초과 시에도 지급)
  - 1996년부터 요양급여기간 연장(연간 210일→240일)
  
- ▶ 1996 . 1 . 1      의료보험급여범위 확대
  - 전산화단층촬영(C/T)급여 실시
  - 1997년부터 요양급여기간 연장(연간 240일→270일)
  
- ▶ 1997 . 1 . 13    의료보험법 (11차)개정
  - 국가유공자예우등에 관한 법률을 국가유공자 등 예우 및 지원에 관한 법률로 함.
  
- ▶ 1997 . 12 . 13    의료보험법 (12차)개정
  - 청문에 관한 조항 삭제
  
- ▶ 1997 . 12 . 31    의료보험법 (13차)개정
  - 국민의료보험법 공포('98년 10월 1일부터 시행)에 따른 조문 정리
  - 요양급여기간 연장(연간 270일→300일)
  
- ▶ 1998 . 2 . 8      의료보험법 (14차)개정
  - 요양기관 지정취소처분 대신에 업무정지나 업무정지에 갈음하는 과징금 부과 도입 등
  
- ▶ 1998 . 10 . 1     국민의료보험관리공단 업무개시
  
- ▶ 1999 . 2 . 8      국민건강보험법 제정(2000. 1. 1. 시행)
  - 질병·부상에 대한 예방·재활 확대
  - 보험자의 단일화(국민건강보험공단)
  - 심사 평가기관의 신설(건강보험심사평가원)
  - 요양급여비용의 '계약제' 도입

- ▶ 1995. 8. 4      Medical Insurance Act (the 10th) was amended.
  - Duration of medical care benefit was extended from 180 days to 210 days per year.
  - There is no longer a maximum duration for those aged over 65, people with disabilities Persons of national merit, etc.
  
- ▶ 1995. 12. 29    Enforcement Decree of Medical Insurance Act was amended.
  - Although of the hospital bill does not exceed ₩500,000 on the same month, in case that the charge amount within 30 days exceeds ₩500,000, the compensation for the charge in person shall be granted.
  - Duration of benefits was extended from 210 days to 240 days per in 1996.
  
- ▶ 1996. 1. 1      The list of reimbursable service was expanded.
  - Computerized tomography (C/T) was included in the list of reimbursable services.
  - Duration of benefits was extended from 240 days to 270 days a year in 1997.
  
- ▶ 1997. 1. 13     Medical Insurance Act (the 11th) was amended.
  - Act on Persons of National Merit was changed into Act on Honorable Treatment, and Aid to Persons of National Merit, etc
  
- ▶ 1997. 12. 13    Medical Insurance Act (the 12th) was amended.
  - Clauses on hearing was eliminated.
  
- ▶ 1997. 12. 31    Medical Insurance Act (the 13th) was amended.
  - The related clauses was arranged in accordance with the promulgation of National Health Insurance Law which come into force on 1. Oct. 1998.
  - Duration of benefits was extended from 270 days to 300 days per year.
  
- ▶ 1998. 2. 8      Medical Insurance Act (the 14th) was amended.
  - The Scheme of the designation and cancellation of medical care institute was abrogated.
  - The Scheme of the suspension of medical treatment or the surcharge of substituting the suspension of medical treatment of the medical care institute was introduced.
  
- ▶ 1998. 10. 1     National Health Insurance Corporation started its own business.
  
- ▶ 1999. 2. 8      National Health Insurance Act was enacted (enforced on 1. Jan. 2000)
  - Insurance benefits was expanded to the prevention of illness, and rehabilitation.
  - All insurers were integrated into single insurer National Health Insurance Corporation.
  - Independent organization for health care review and evaluation, Health Insurance Review Agency, was established.
  - Contract System for determining medical fee was introduced.

- ▶ 1999 . 12 . 31    국민건강보험법 개정
  - 직장·지역 가입자의 한시적 보험재정 구분계리
  - 국민건강보험법의 시행 연기(2000. 7. 1 시행)
  
- ▶ 2000 . 7 . 1    국민건강보험법 시행 및 의약분업 실시
  
- ▶ 2001 . 5 . 24    국민건강보험법 개정
  - 의료보호법이 의료급여법으로 제명 변경에 따른 조문정리
  
- ▶ 2002 . 1 . 19    국민건강보험재정건전화특별법 제정(2002.7.1 시행) 및 국민건강보험법 개정
  - 재정의 구분계리 기한을 2003년 6월 30일까지로 연장
  
- ▶ 2002 . 12 . 18    국민건강보험법 개정
  - 요양급여의 대상여부에 대한 확인신청제도 신설
  - 의약품대금의 직접지불제도 삭제
  
- ▶ 2003 . 7 . 1    재정통합
  - 구분 계리했던 직장과 지역재정을 통합함
  
- ▶ 2003 . 7 . 29    국민건강보험법 개정
  - 보험사업자의 보험금 지급내역자료 요청 가능토록 함
  - 국가 등이 제공하는 자료에 대한 사용료 및 수수료 면제규정 신설
  
- ▶ 2003 . 9 . 29    국민건강보험법 개정
  - 한국희귀의약품센터(Korea Orphan Drug Center)를 요양기관에 포함
  
- ▶ 2004 . 4 . 30    국민건강보험법 개정
  - 현역병 등 군병역의무자 요양급여 실시
  
- ▶ 2004 . 7 . 1    국민건강보험법 개정
  - 본인부담상한제 실시

- ▶ 1999. 12. 31      National Health Insurance Act was amended.
  - Financial accounting was classified into finance for employees and for self-employed persons during fixed period.
  - The date of National Health Insurance Act took effect was postponed to 1. Jul. 2000.
  
- ▶ 2000. 7 .1        National Health Insurance Act was enforced and The separation of prescription and dispensing of drugs was implemented.
  
- ▶ 2001. 5. 24        National Health Insurance Act was amended.
  - The term in Medical Aid Act was changed and the related clauses was also arranged.
  
- ▶ 2002. 1. 19        Special Act for the Financial Stability of National Health Insurance was enacted(enforced on 1. Jul, 2002) and National Health Insurance Act was amended.
  - Financial accounting classified between employees and self- employed persons was extended to 30. Jun. 2003.
  
- ▶ 2002. 12. 18      National Health Insurance Act was amended.
  - A new application system for affirmation of insurance benefits was established.
  - The directly payed system for fees of medical supplies was excluded.
  
- ▶ 2003. 7. 1        The accounting system of National Health Insurance program was integrated in 29. Jul. 2003
  - The separated financial accounting system between the Employee Insurance and the Self-employed Insurance program was integrated.
  
- ▶ 2003. 7. 29        The National Health Insurance Act was revised in 29. Jul. 2003.
  - The National Health Insurance Corporation can obtain the detailed payment information from private insurance companies.
  - A provision which the National Government, etc. can provide information free of charges was newly added.
  
- ▶ 2003. 9. 29        The National Health Insurance Act was revised in 29. Sep. 2003.
  - The Korea Orphan Drug Center was registered as a health care institution.
  
- ▶ 2004. 4. 30        The National Health Insurance Act was revised in 30. Apr. 2004.
  - Providing Military personnel, etc for Insurance benefits
  
- ▶ 2004. 7. 1        The National Health Insurance Act was revised in 01. Jul. 2004.
  - Introducing the Co-payment Ceiling System

- ▶ 2005 . 1 . 27      국민건강보험법 개정
  - 공단이 국세청을 통하여 가입자의 소득 또는 보수의 성실신고 유도
  
- ▶ 2005 . 7 . 13      국민건강보험법 개정
  - 교도소 등 수용시설의 수용자에 대한 요양급여 실시
  
- ▶ 2006 . 10 . 4      국민건강보험법 개정
  - 국민건강보험료 부과 및 면제대상 월의 산정
  - 전자고지 제도
  
- ▶ 2006 . 12 . 30      국민건강보험법 개정
  - 보험료 부과기준의 등급제 폐지하고, 취약계층에 대한 보험료 경감을 확대
  
- ▶ 2007 . 12 . 14      국민건강보험법 개정
  
- ▶ 2008 . 3 . 28      국민건강보험법 개정
  - 건강보험증 제시의무 완화(주민등록증, 운전면허증 등으로 대체 가능)
  - 납부능력 없는 미성년자의 지역보험료 연대납부의무 면제
  - 가산금의 조정 및 환급금 지급 시 이자 가산 규정 신설
  - 업무정지처분 효과의 승계
  - 행정처분 확정된 일부 요양기관의 위반사실의 공표근거 조항 마련
  - 포상금의 지급근거 마련
  - 국가유공자 등 예우 및 지원에 관한 법률에 따라 제66조의2 제1항제4호 개정(국가유공자의 유족 또는 가족의 범위를 양성평등원칙에 부합하도록 개선 및 국가유공자 등이 국가로부터 받은 대부금(貸付金)으로 취득한 부동산의 양도·담보 등을 금지하는 규정을 삭제하여 국가유공자 등의 사유재산권에 대한 보호를 강화 등)

- ▶ 2005. 1. 27      The National Health Insurance Act was revised in 27. Jan. 2005.
  - The National Health Insurance Corporation's inducing beneficiaries to make a sincere return of his/her income with the National Tax Service
  
- ▶ 2005. 7. 13      The National Health Insurance Act was revised in 13. Jul. 2005.
  - Introducing insurance benefits for prisoners
  
- ▶ 2006. 10. 4      The National Health Insurance Act was revised in 4. Oct. 2006.
  - Calculation date change for the contribution and exemption
  - Introduced an electronic notification system
  
- ▶ 2006. 12. 30      The National Health Insurance Act was revised in 30. Dec. 2006.
  - Abolished was the grade scaling system(Grade 1 ~ Grade 100) for Standardized Monthly Wage
  - Expanded the number of insured who are eligible for the reduced contribution.
  
- ▶ 2007. 12. 14      The National Health Insurance Act was revised in 14. Dec. 2007.
  - Added new regulations on the adjustment of the benefit coverage and the fees of the patients who are injured in the course of employment, between the workers's compensation fund and the health insurance fund.
  
- ▶ 2008. 3. 28      The National Health Insurance Act was revised
  - Ease on the obligation to show the Health Insurance Card(Possible to use ID cards, driver's licences etc as a substitute)
  - Exemption of the joint responsibility to pay contribution by the person under age 20 incapable of paying for it
  - Adjustment of additional dues and new establishment of provision to add interest in providing refund
  - Succession of the effect of the operation prohibition measure
  - Provision of the basis to announce the fact that some healthcare facilities were firmly decided to get administrative measures
  - Provision of the basis to provide reward.
  - According to the Act on treating with honor and supporting persons of national merit etc, sub-paragraph4 of paragraph1 in article 66-2 was revised(improvement on the scope of the bereaved family or family in accordance with the principle of the equality of both sexes, and strengthening the protection of the right to private property by eliminating the regulation of prohibiting transfer and mortgage etc of realty which was acquired with loans received by the government, and so on)

- ▶ 2009 . 5 . 21      국민건강보험법 개정
- 국민건강보험공단의 업무에 「국민연금법」, 「고용보험 및 산업재해보상보험의 보험료징수 등에 관한 법률」 및 「임금채권보장법」에 따라 위탁받은 사회보험료 징수업무 추가
  - 국민건강보험공단의 회계를 국민건강보험사업과 징수위탁 근거법에 따라 위탁받은 국민연금사업·고용보험사업·산업재해보상보험사업·임금채권보장사업을 구분 계리
  - 동일한 사업장의 사용자가 2명 이상인 경우 건강보험료 연대납부의무 근거 마련
  - 국민건강보험공단이 징수한 사회보험료 등의 금액이 징수하여야 할 총액에 부족한 경우 각 사회보험에 배분하여 납부 처리하는 기준 마련
  - 이 법 시행 전에 6개월 이상 사회보험료 징수업무를 시험 운영
- ▶ 2010 . 3 . 22      국민건강보험법 개정
- 「석면피해구제법」에 따른 위탁업무 근거 신설
- ▶ 2010 . 6 . 10      국민건강보험법 개정
- 「동산·채권 등의 담보에 관한 법률」제정에 따른 관련 조항 용어정리
- ▶ 2011 . 12 . 31      국민건강보험법 전부 개정
- 소득월액 산정 방법 등 구체화(직장가입자의 보수 외 소득을 기준으로 소득월액보험료를 부과·징수)
  - 보험료 체납자의 인적사항 공개 절차 등
  - 재외국민 및 외국인 피부양자의 요건
  - 요양기관의 시설·장비인력 현황 신고 의무 부과
- ▶ 2013 . 5 . 22      국민건강보험법 개정
- 요양급여비용 계약체결 시기 조정
  - 보험료 납부 연장제도 법적 근거 마련



- ▶ 2009. 5. 21      The National Health Insurance Act was revised
  - Add the duty of collecting the Social Insurance Fee to the existing duty of National Health Insurance Corporation by the 「National Pension Act」, 「Act of collecting the fee of Unemployment Insurance and Industrial Accident Compensation Insurance」 and 「Wage Claim Guarantee Act」
  - Accounting of NHIC is divided from National Pension Business, Unemployment Insurance Business, Industrial Accident Compensation Insurance Business and Wage Claim Guarantee Business by the National Health Insurance Act and Collection Consignment Basis Act.
  - Arrange the basis of joint responsibility of paying the contribution in the case of more than 2 employers in the same working place.
  - Arrange the payment processing standard by distributing the shortage to each social insurance if Collected Social Insurance Fee by NHIC is less than the presumed total collection fee.
  - Collecting duty of Social Insurance Fee must be operated on trial for more than 6 months before the enforcement of this law
  
- ▶ 2010. 3. 22      Amendment to National Health Insurance Act
  - Establishment of working group according to "Act on Relief for Asbestos Damage"
  
- ▶ 2010. 6. 10      Amendment to National Health Insurance Act
  - Definitions of relevant provisions following enactment of "Chattles, Bonds, Etc. Collateral Act"
  
- ▶ 2011. 12. 31      General amendment to National Health Insurance Act
  - Specific provisions on the method of calculating the monthly amount of income (The insurance premium based on monthly income is charged and collected from employment based policyholders based on income other than remuneration)
  - Procedures for the disclosure of personal information in the case of policyholders who are delinquent in the payment of the insurance premium, etc.
  - Criteria for eligibility as a dependent of a policyholder who is an overseas Korean national or foreigner
  - Providers are obliged to report current details of facility, equipment, and personnel
  
- ▶ 2013. 5. 22      Amendment to National Health Insurance Act
  - Timing adjustment of benefit contract conclusion
  - Legal basis for premium payment extension

- ▶ 2014 . 1 . 1      국민건강보험법 개정
- 리베이트와 관련된 약제에 대해서 요양급여대상으로 적용하는 것을 정지 및 제외할 수 있도록 하고, 약제를 요양급여대상에서 적용 정지 또는 제외 시 국민건강에 심각한 위해를 초래할 것이 예상될 때에는 과징금 처분으로 대체할 수 있도록 함
  - 사립학교 직원을 제외한 교원에게만 국가가 보험료의 일부를 부담하도록 함
  - 건강보험분쟁조정위원회 위원수를 확대하고, 분쟁조정위원회에 사무국을 신설함
- ▶ 2014 . 5 . 20      국민건강보험법 개정
- 사무장병원 및 면허대여약국에 대하여 국민건강보험공단이 요양급여비용의 지급을 보류할 수 있는 근거를 마련함
  - 국민건강보험공단이 현금으로 지급하는 보험급여를 받는 수급자의 신청이 있는 경우에는 별도의 보험급여수급계좌로 해당 급여를 입금하도록 하고, 금융기관은 이 법에 따른 급여만이 보험급여수급계좌에 입금되도록 관리하며, 보험급여수급계좌의 예금채권은 압류금지 대상으로 규정함
  - 국민건강보험료 카드 납부제도에 대한 법적 근거를 마련하고, 납부대행기관이 납부의무자로부터 납부수수료를 받을 수 있도록 함
  - 국민건강보험공단과 건강보험심사평가원이 국가, 지방자치단체 등에 대하여 업무와 관련하여 요청할 수 있는 자료의 유형을 명확하게 규정함
- ▶ 2016 . 2 . 3      국민건강보험법 개정
- 보건복지부 장관이 건강보험정책심의위원회 심의를 거쳐 5년마다 국민건강보험종합계획을 수립하고 매년 종합계획에 따른 연도별 시행계획을 수립·시행하며, 관련 사항을 국회에 보고하도록 규정
- ▶ 2016 . 3 . 22      국민건강보험법 개정
- 건강보험재정에 대한 정부지원 기간을 1년 연장
  - 선별급여 요건 및 평가에 관한 사항과 요양기관 선별급여 관리에 관한 사항 신설
  - 선별급여는 요양급여비용의 본인일부부담금을 달리 설정할 수 있는 근거 마련, 현재 시행 중인 요양급여비용 본인부담상한제의 안정적인 운영을 위한 법적 근거 마련
  - 재외국민 및 외국인의 건강보험 가입 요건 및 보험료 부과·징수에 관한 사항 규정

- ▶ 2014 . 1 . 1      Revision of the National Health Insurance Act
- Drugs that were found to have been related to rebates can be excluded or suspended for reimbursement. If the exclusion or suspension of the drug is highly likely to cause a serious risk to public health, they can be replaced with fine.
  - The nation provided partial subsidy on premium for public school teachers and faculty. (excluding private school teachers and faculty)
  - The number of members were expanded for the National Health Insurance Dispute Mediation Committee. A secretariat was established within the committee.
- ▶ 2014 . 5 . 20      Revision of the National Health Insurance Act
- Legal grounds were prepared for reimbursement holdout against hospitals and pharmacies that borrowed license.
  - For those who receive benefit in cash, NHIS can transfer the benefit to a designated account when there is a request from the recipient. The financial institution makes sure that the account is used only for NHIS benefit. The designated account is prohibited to be seized.
  - Legal grounds were prepared for credit card payment of NHI premium, and the service charge for the payment agency imposed on the subscriber.
  - The type of additional data the National Health Insurance Corporation and the Health Insurance Review Service can request to the central and local governments are defined in a concrete manner.
- ▶ 2016 . 2 . 3      Revision of the National Health Insurance Act
- Legal grounds were prepared for a comprehensive Health Plan to be produced by the Ministry of Health and Welfare every five years and to be reviewed by National Health Insurance Policy Deliberation Committee. Detailed yearly implementation plans shall be produced and executed, and be reported to the National Assembly.
- ▶ 2016 . 3 . 22      Revision of the National Health Insurance Act
- Government support for National Health Insurance financing is extended for one more year
  - New clauses were introduced regarding standards and assessment of selective reimbursement and management of selective reimbursement in providers
  - Legal grounds were prepared to allow to determine co-payment separately for selective reimbursement cases. Legal grounds were prepared for existing co-payment ceiling system for stable operation
  - New clauses were introduced for foreigners in Korea and Korean nationals in foreign countries on how to impose and collect premium

- ▶ 2017 . 2 . 8      국민건강보험법 개정
  - 국민건강보험공단의 예방사업 목적과 기본방향 구체화
  - 건강보험료등을 납부하는 자의 신용카드등을 이용한 납부금액 상한선 폐지
  
- ▶ 2017 . 4 . 18      국민건강보험법 개정
  - 건강보험료 부과체계 불형평성문제와 재원고갈문제 및 미성년자에 대한 건강보험료 부담문제를 해결하기 위하여 저소득 지역가입자에게 적용되던 평가소득 폐지 등 현행 제도 개선·보완
  
- ▶ 2018 . 1 . 16      국민건강보험법 개정
  - 국민건강보험공단이 「재난적의료비 지원에 관한 법률」에 따라 재난적 의료비 지원사업에 출연금을 출연할 수 있도록 근거 마련
  - 임의계속가입자 인정 요건을 완화하여 임의계속가입제도 적용대상 확대
  
- ▶ 2018 . 3 . 27      국민건강보험법 개정
  - 「약사법」 제47조제2항을 위반한 리베이트 약제에 대한 제재처분으로 요양급여비용 상한금액 감액 처분 도입
  - 압류 진행시 소액금융재산에 대한 압류 금지 사실 등이 기재된 통보서 발송, 건강보험료 3회 이상 체납한 자에게 분할납부 신청 절차·방법 등을 안내하도록 규정
  
- ▶ 2018 . 12 . 11      국민건강보험법 개정
  - 가입자 또는 피부양자가 신청할 경우에만 건강보험증을 발급하여 건강보험증 발급교부 예산 절감
  - 의사 등이 가입자 또는 피부양자를 직접 방문하는 방문요양급여 신설
  - "20세 이상인 지역가입자" 및 "20세 이상인 피부양자"로 건강검진의 대상 확대

- ▶ 2017 . 2 . 8      Revision of the National Health Insurance Act
  - Specified the goal and direction of prevention efforts of NHIS
  - Ceiling for credit card payment is abolished for persons who pay health insurance premium and etc.
  
- ▶ 2017 . 4 . 18      Revision of the National Health Insurance Act
  - Revision of existing system for low-income self-employed subscribers to improve imbalance in premium determination mechanism and fund depletion
  
- ▶ 2018 . 1 . 16      Revision of the National Health Insurance Act
  - Legal grounds were prepared for <Support system of catastrophic health expenditure> in order to allow NHIS to spend contribution for catastrophic health expenditure cases
  - Expanded the target of voluntary subscribers by adjusting eligibility criteria
  
- ▶ 2018 . 3 . 27      Revision of the National Health Insurance Act
  - Introduction of the provision which reduces the upper limit amount (referring to the amount set as the upper limit of each kind of medicine) of the health care service expenses on medicine when a pharmacist breaks the Article 47-2 of the Pharmaceutical Affairs Act that prohibit the rebate.
  - Introduction of the provision that NHIS should send a written notification of ‘non-attachment rule on the bank account, which has small amount of money’ to a late payer in the procedure of the foreclosure.
  - Introduction of the provision that the information of the installment payment option and the application procedure should be given to late payers for 3 months or more by NHIS
  
- ▶ 2018 . 12 . 11      Revision of the National Health Insurance Act
  - Introduction of the provision that NHIS issues the health insurance card only when the member of the insured requests begetting the saving of the budget.
  - Introduction of the ‘visiting care benefit’ which is a new coverage that doctors or nurses can visit their patients’(the insureds) house in person.
  - Expansion of the health check-up benefit coverage to the self-employed insured and the dependent of the employee-insured who are aged over 20.

- ▶ 2019 . 1 . 15      국민건강보험법 개정
- 공단이 가입자 자격의 취득 또는 변동 여부를 직접 확인하는 경우 해당 사항을 자격 취득 또는 변동 후 최초로 보험료 납입 고지를 할 때 알리도록 함
  - 외국인·재외국민이 일정 요건을 충족할 경우 지역가입자로 당연가입 되도록 하고, 외국인·재외국민인 지역가입자가 외국 보험 등의 적용을 받아 건강보험 가입이 불필요할 경우 가입 제외를 신청할 수 있도록 함
- ▶ 2019 . 4 . 23      국민건강보험법 개정
- 분할납부 승인을 받은 자가 정당한 사유 없이 분할 납부 횟수 이상 그 승인된 보험료를 내지 아니한 경우 분할납부 승인을 취소 하도록 함
  - 국민건강보험공단 종사자 등이 가입자 등의 개인정보를 누설한 경우 5년 이하의 징역 또는 5천만원 이하의 벌금에 처하도록 함
- ▶ 2019 . 12 . 3      국민건강보험법 개정
- 「독립유공자예우에 관한 법률」 및 「국가유공자 등 예우 및 지원에 관한 법률」에 따라 의료보호를 받는 사람이 건강보험 적용을 신청하여 가입자의 자격을 취득하는 경우에는 그 달부터 보험료를 징수하도록 함
  - 지역가입자가 실제 거주를 목적으로 일정 기준 이하의 주택을 구입 또는 임차하기 위하여 금융회사 등으로부터 대출을 받고 그 사실을 국민건강보험공단에 통보하는 경우에는 해당 대출금액을 보험료부과 점수 산정 시 제외할 수 있도록 함
- ▶ 2020 . 4 . 7      국민건강보험법 개정
- 건강보험제도 운영의 합리성을 제고하고, 재정 건전성을 도모하기 위하여 보험료 면제 사유 중 국외 체류 사유에 해당하는 경우에는 1개월 이상의 기간으로서 대통령령으로 정하는 기간 이상 국외 체류 하는 경우에만 보험료를 면제받을 수 있도록 함

- ▶ 2019 . 1 . 15      Revision of the National Health Insurance Act
- NHIS shall inform the subscriber at the point of first premium collection when there was a change in the subscriber's eligibility or subscriber type and it was acknowledged by NHIS.
  - Foreigners and overseas Koreans will automatically subscribe NHIS and become a self-employed subscriber when they meet certain conditions, and will be free to apply for withdrawal of subscription when they become no longer in need of health insurance for reasons such as subscription of foreign insurance plan.
- ▶ 2019 . 4 . 23      Revision of the National Health Insurance Act
- If a subscriber who was granted for installment payment failed to pay the granted premium for more than the granted times without just reason, the approval for installment payment will be recanted.
  - If a employee of NHIS or etc. leaked private information of a subscriber or etc., the employee shall be sentenced to no longer than 5 year in prison or no more than KRW 50 million in fine.
- ▶ 2019 . 12 . 3      Revision of the National Health Insurance Act
- According to the <Act on the Honorable Treatment of Persons of Distinguished Service to Independence> and the <Act on the Honorable Treatment of and Support for Persons, etc. of Distinguished Service to the State>, if a person who receives medical benefits apply for the National Health Insurance and obtain membership as a subscriber, NHIS shall collect premium from the month.
  - When a self-employed subscriber took out a loan from a financial company, etc. to purchase or lease a house for the purpose of living there by him or herself, and notified NHIS on the fact, the amount of loan can be excluded from score calculation for premium amount determination.
- ▶ 2020 . 4 . 7      Revision of the National Health Insurance Act
- In order to enhance the rationality of the health insurance system and promote financial soundness, we made sure that in case of exemption from insurance contribution, only those who stay in other countries for more than a month or longer as specified in the Presidential Decree are subject to exemption from insurance contribution.

- ▶ 2020 . 12 . 29      국민건강보험법 개정
  - 1인 1개설 위반 및 면허 대여 의료기관 등에 대해 요양급여비용의 지급 보류 및 부당이득 환수 조치와 더불어 장애인 보조기기 판매업자 등에 대해서도 부당이득 징수를 할 수 있도록 하며, 지역별로 의료수가를 달리 지급할 수 있는 근거 마련
  - 장애인 보조기기 등에 대한 보험급여 및 요양비의 지급 절차를 전산화하는 근거를 마련하고, 국민건강보험공단이 가족관계등록 전산정보자료를 공동 이용할 수 있도록 함
  
- ▶ 2021 . 6 . 8        국민건강보험법 개정
  - 급여정지를 갈음하는 과징금의 처분사유를 보다 구체화하고 과징금 상한을 상향 조정함으로써 제재의 실효성을 제고
  
- ▶ 2022 . 6 . 10      국민건강보험법 개정
  - 건강보험심사평가원이 수행하고 있는 요양급여 대상 여부 확인 제도 신청 시 구체적인 범위, 방법과 처리절차 등 필요한 사항을 보건복지부령으로 정하도록 함
  - 요양급여 적정성 평가의 목적과 대상, 결과 통지 등에 관한 사항을 명확히 규정
  - 지역가입자 주택금융부채 보험료 공제 제도의 원활한 시행을 위하여 금융정보 제공기관에 신용정보집중기관을 추가하고, 해당 제도 시행 전에 준비행위를 할 수 있는 근거를 마련
  
- ▶ 2022 . 12 . 27     국민건강보험법 개정
  - 건강보험료 등을 체납한 요양기관에 요양급여비용을 지급하는 경우 급여비용에서 체납금을 공제 후 지급



- 2020. 12 . 29      Revision of the National Health Insurance Act
- Withholding payment of healthcare benefit expenses and taking measures to redeem unlawful profits for violations of the establishment of one per person and medical facilities that borrow licenses, collecting unlawful profits from vendors of assistive devices for the disabled and establishing a basis for paying different medical costs for each community
  - Prepare the basis for computerizing the payment procedures for insurance benefits and medical costs for assistive devices for the disabled and enabling The National Health Insurance Corporation jointly to use the family relationship registration computerized information data
- 2021. 6 . 8      Revision of the National Health Insurance Act
- Enhancing the effectiveness of sanctions by specifying the reasons for disposition of penalty surcharges in lieu of benefit suspension and raising the upper limit of penalty surcharges
- 2022. 6 . 10      Amended the National Health Insurance Act
- Necessary matters such as specific scope, methods, and processing procedures when applying for the system to confirm eligibility for nursing care benefits conducted by the Health Insurance Review and Assessment Service to be determined by the Ordinance of the Ministry of Health and Welfare
  - Clearly stipulated matters regarding the purpose and target of the medical care benefit adequacy assessment, notification of results, etc
  - Added a credit registry to the financial information service agencies to smoothly implement the housing finance liability/insurance premium deduction system for local subscribers and established the basis for preparations prior to implementing the system
- 2022. 12 . 27      Amended the National Health Insurance Act
- Medical care benefit costs to a health care institution with arrears of health insurance premiums, etc. to be paid after deducting the arrears from the benefit costs

## 일 러 두 기

1. 건강보험 재정 및 지급현황과 관련된 통계는 요양기관에서 청구한 진료비를 공단에서 지급한 지급일 기준이며, 질병통계와 진료현황은 환자가 요양기관에서 진료 받은 진료일 기준임
2. 급여비는 요양기관 청구에 따라 지급한 진료비 중 공단이 부담한 금액이며 결산기준 또는 지급일 기준으로 구분 수록하였음
3. 요양기관 통계는 의료법, 약사법 등에 따른 의료기관 및 보건기관, 약국 등의 기관 수 및 근무인력 등과는 다음과 같은 기준으로 차이가 있음
  - 요양급여비용을 청구하는 의료기관 및 보건기관을 대상으로 함
  - 요양급여비용 청구기관이 건강보험심사평가원에 신고한 인력, 시설, 장비 자료만을 대상으로 연도 말 기준으로 산출함
4. 질병통계는 요양기관에서 환자진료 중 진단명이 확정되지 않은 상태에서 환자의 호소, 증세 등에 따라 일차진단명을 부여하고 청구한 내역 중 주진단명 기준으로 발췌한 것이므로, 실제 최종 확정된 질병과는 다를 수 있음
  - ※ 특히, “법정감염병” 관련 통계는 질병청에서 공표한 자료와는 수집하는 방식이 서로 다르기 때문에 차이가 있음
5. 본 연보에 사용된 용어, 산출기준, 부호, 약어의 정의는 다음과 같음

### 가. 용 어

#### (1) 요양기관

환자를(에게) 진료(투약)하는 기관으로서, 상급종합병원, 종합병원, 병원, 요양병원, 정신병원, 의원, 치과병원, 치과의원, 조산원, 보건의료원, 보건소, 보건지소, 보건진료소, 한방병원, 한의원, 약국 및 한국회귀·필수의약품센터를 총칭함.

## EXPLANATORY NOTE

1. Statistics related to health insurance finances and payment status are based on the date of payment by the NHIS for medical expenses claimed by healthcare institutions. Disease statistics and medical treatment status are based on the date of treatment on which the patient received treatment at the healthcare institution.
2. Healthcare benefit costs are the amount borne by the NHIS among the medical expenses paid according to claims from healthcare institutions and are categorized based on the settlement criteria or payment date.
3. Healthcare institution statistics differ from the number and workforce of medical institutions, health institutions, pharmacies, etc. according to the Medical Service Act, and Pharmaceutical Affairs Act, etc. based on the following criteria.
  - Targeted at medical and healthcare institutions that claim healthcare benefit costs
  - Provider statistics are produced based on the year end data of reported personnel, facility, and equipment
4. Disease statistics are extracted based on the principal diagnosis name from the details claimed after assigning the primary diagnosis name based on the patient's complaints and symptoms when the diagnosis has not yet been confirmed during patient treatment at a healthcare institution. Thus, the statistics may differ from the final disease confirmed.
- ※ In particular, “Officially designated communicable diseases“ related statistics can have a large mismatch with claims data, as the statistics are collected and produced by Korea Centers for Disease Control and Prevention using different methods.
5. Terms, indicator result calculation standards, symbols and abbreviations used in this yearbook are defined as follows.

### A. Terms

#### (1) Provider

Collective name for institutions that provide treatment (administration) to patients, including tertiary general hospitals, general hospitals, hospitals, long-term care hospitals, mental hospitals, clinics, dental hospitals, dental clinics, midwives, public health care clinics, public health care centers, branches of public health care centers, public health care posts, oriental medical hospitals, oriental medical clinics, pharmacies, and Korea Orphan & Essential Drug Center.

(2) 진료비(요양급여비용)

요양기관에서 건강보험환자 진료에 소요된 비용으로 보험자부담금(공단부담금)과 환자 본인부담금을 합한 금액이며, 요양기관에서 청구한 총 진료비 중 심사 결정된 진료비

(3) 급여비(공단부담금, 보험자부담금)

심사결정된 총진료비 중 법이 정한 환자본인부담금을 제외하고 보험자(공단)가 요양기관에 지급한 금액

(4) 요양급여일수

입내원일수에 원내 투약일수를 포함한 일수. 단, 내원과 투약이 중복된 날은 1일로 산정. 약국 처방전의 요양급여일수는 투약일수를 의미함.

(5) 입내원일수

건강보험 환자가 실제로 요양기관에 방문 또는 입원한 일수

(6) 진료실인원수

건강보험 가입자중 1년간(1.1.~12.31.) 진료 받은 환자수로 상병별, 월별, 요양기관종별로 실인원을 각각 산정하여 합산하는 경우 중복인원이 있을 수 있어 총 실인원수와 일치하지 않음

(7) 청구건수

요양기관에서 환자를(에게) 진료(투약)한 후 건강보험 요양급여비용 청구방법에 의거 작성한 요양급여비용 명세서 건수

(8) 원외처방횟수

요양기관에서 원외처방전을 발행한 횟수

(9) 원외처방일수

원외처방전에 의하여 조제투약 하도록 처방한 일수

나. 지표 산출기준

o 진료횟수 = 연간 입내원일수/연도말(연평균) 적용인구

o 수지율 = 보험급여비/보험료수입(총수지율 = 총지출/총수입)

(2) Medical Expenses

The total cost rendered during the treatment and determined to be valid by the HIRA review process. The medical expenses is the sum of the co-payment (paid by the patient) and the insurance benefit (paid by NHIS).

(3) Benefit (Paid by NHIS)

The amount of benefit paid by the insurer (NHIS) to the provider, out of the total medical fee determined by HIRA review. (Excluding co-payment paid by the patient)

(4) (Number of) Reimbursed days (Treatment days)

The number of total treatment days indicated in the claim statement which includes drug prescription days without medical treatment.

(5) (Number of) Visits

The number of visits or the number of hospitalized days of the patient indicated in the claim statement

(6) (Number of) Patients

Number of patients received treatment for one year (January 1 to December 31) among health insurance subscribers. This number may not match the total number of actual patients since there may be overlapping patients if it is calculated and added up by disease, month, and type of care institution.

(7) (Number of) Claims

Number of completed claims rendered at providers based on NHI benefit claim guideline after healthcare service (drug) was delivered to patients.

(8) Prescription times(Number of Prescriptions)

The numbers of prescription issued in providers for outpatients

(9) (Number of) Prescription Days

The number of drug administration days indicated by the outpatient prescription

**B. Indicator result calculation standards**

o Average Number of visit =  $\text{Visit(Inpatient) Days} / \text{Average Beneficiaries}$

o Rate of Benefits to contributions =  $\text{Benefits} / \text{contributions} (\text{Rate of expenditure to revenue} = \text{expenditure} / \text{revenue})$

- o 일당진료비 = 총진료비/진료일수
- o 건당 급여비 = 급여비/청구건수
- o 건당 입내원일수 = 입내원일수/청구건수
- o 입내원일당 급여비 = 급여비/입내원일수
- o 요양급여일당 급여비 = 급여비/요양급여일수
- o 원외처방률 = 원외처방횟수/입내원일수 × 100
- o 원외처방횟수당 처방일수 = 원외처방일수/원외처방횟수

#### 다. 부 호

- 0 ..... 단위미만
- ..... 해당숫자없음
- ..... 자료미상

#### 라. 약 어

- o 성별: M(남), F(여)
- o 진료형태별: I.P(입원), O.P(외래), D.I(치과입원), D.O(치과외래), O.I(한방입원), O.O(한방외래), P(약국)
- o 요양기관종별: T.H(상급종합병원), G.H(종합병원), H(병원), C(의원), D.H(치과병원), D.C(치과의원), K.H(한방병원), K.C(한방의원), H.C(보건기관), M(조산원), P(약국)
- o 직역종별: I.W.(직장), C.E.(근로자), G.&T.(공무원 및 교직원), S.E.(지역), S.E.U.(시지역), S.E.R.(군지역), O.M.I.(직종), V.M.I.(임의), I.W.(직장)=C.E.(근로자)+G&T (공무원 및 교직원)

6. 계수가 단위미만인 경우 반올림 하였으므로 각 항목의 합과 일치하지 않을 수 있음

7. 통계표 중 전년도 연보와 일치하지 않을 경우에는 금년 호에서 정정된 것임

※ 이 연보에 수록된 자료에 대하여 문의사항이 있을 때에는 「건강보험심사평가원 급여정보분석실 급여정보운영부」(☎ 033-739-2107,2112 홈페이지 <http://www.hira.or.kr>) 또는 「국민건강보험공단 빅데이터전략본부 통계관리부」(☎ 033-736-2463,2469, 홈페이지 <http://www.nhis.or.kr>)에 문의하시기 바라며, 통계자료실에 통계연보를 포함한 다양한 통계자료를 수록하였으니 많은 이용 바랍니다.

- o Medical fee per day = Total medical fee/Reimbursed days
- o Medical fee (benefit) per claim = Medical fee (benefit)/Claims
- o Visits (Reimbursed days) per Claim = Visits (Reimbursed days)/Claims
- o Medical fee (benefit) per visit = Medical fee (benefit)/Visits
- o Medical fee (benefit) per reimbursed days = Medical fee (benefit) / Reimbursed days
- o Outpatient prescription rate = Numbers of outpatient prescription/Visits × 100
- o Prescription days per outpatient prescription = Prescription days/Prescription times

### C. Symbol

- 0 ..... Less than the unit value
- ..... Not Applicable
- ..... Not Available

### D. Abbreviation

- o Gender: M(male), F(female)
  - o Treatment Type: I.P (Inpatient), O.P (Outpatient), D.I (Dental Inpatient), D.O (Dental Outpatient), O.I (Oriental Inpatient), O.O (Oriental Outpatient), P(Pharmacy)
  - o Type of Medical Care Institution: T.H (Tertiary Hospital), G.H (General Hospital), H (Hospital), C (Clinic), D.H (Dental Hospital), D.C (Dental Clinic), O.H (Oriental Hospital), O.C (Oriental Clinic), H.C (Health Center), M (Midwifery Clinic), P (Pharmacy)
  - o Category: I.W. (Medical Insurance Program for Industrial Workers), C.E. (Company Employee), G&T (Government Employees and private school Teachers), S.E. (Medical Insurance Program for Self-Employees), S.E.U. (Self-Employees in Urban Area), S.E.R. (Self-Employees in Rural Area), O.M.I. (Occupational Medical Insurance), V.M.I. (Voluntary Medical Insurance), I.W. (Industrial Workers) = C.E. (Company Employee) + G&T (Government Employees and private school Teachers)
6. Coefficients less than a unit may not match the sum of each item because they have been rounded.
7. Statistical tables not matching the previous year's annual report have been corrected in this year's issue.
- ※ For more information and any inquiries regarding this yearbook, please contact us at the Benefits Information Management Division of HIRA (<http://www.hira.or.kr>) or Big DATA Strategy Department of National Health Insurance Service (<http://www.nhis.or.kr>).

# 차 례

## 제 I 편 건강보험 일반 현황

### 제 1 장 적용인구

제 I -1표	연도별 보험자수 현황 .....	5
제 I -2표	연도별 의료보장 적용인구 현황 .....	6
제 I -3표	시도별 연령별 성별 적용인구 현황(의료보장) .....	8
제 I -3-1표	시도별 연령별 성별 적용인구 현황(건강보험) .....	10
제 I -3-2표	시도별 연령별 성별 적용인구 현황(직장) .....	12
제 I -3-3표	시도별 연령별 성별 적용인구 현황(지역) .....	14
제 I -3-4표	시도별 연령별 성별 적용인구 현황(의료급여) .....	16
제 I -4표	월별 적용인구 현황 .....	18
제 I -5표	시·군·구별 적용인구 현황 .....	20
제 I -6표	가입자 및 피부양자, 사업장 월별 변동 현황(직장) .....	28
제 I -6-1표	시도별 월별 세대수 및 가입자 변동 현황(지역) .....	30
제 I -7표	사업장 규모별 적용인구 현황(직장) .....	32
제 I -8표	시도별 외국인 및 재외국민 적용인구 현황 .....	34

### 제 2 장 요양기관

요양기관 통계 자료 이용시 유의사항 .....		39
제 I -9표	지역별 종별 요양기관 현황 .....	40
제 I -10표	종별 설립구분별 요양기관 현황 .....	42
제 I -11표	지역별 설립구분별 요양기관 현황 .....	44
제 I -12표	지역별 표시과목별 의원 현황 .....	46
제 I -13표	요양기관 종별 인력 현황 I (의사, 약사 등)(계) .....	48
제 I -13-1표	요양기관 종별 인력 현황 I (의사, 약사 등)(남자) .....	50
제 I -13-2표	요양기관 종별 인력 현황 I (의사, 약사 등)(여자) .....	52



# Contents

## Chap. I General Statistics in Health Insurance

### Section 1 Beneficiaries of Health Insurance

Table I -1	Number of Insurers by Year .....	5
Table I -2	Beneficiaries of Health Insurance & Medical Aid by Year .....	6
Table I -3	Beneficiaries by Province, Age and Gender(Health Insurance & Medical Aid) ..	8
Table I -3-1	Beneficiaries by Province, Age and Gender(Health Insurance) .....	10
Table I -3-2	Beneficiaries by Province, Age and Gender(I.W.) .....	12
Table I -3-3	Beneficiaries by Province, Age and Gender(S.E.) .....	14
Table I -3-4	Beneficiaries by Province, Age and Gender(Medical Aid) .....	16
Table I -4	Beneficiaries by Month .....	18
Table I -5	Beneficiaries by District .....	20
Table I -6	Changes in Qualification of Insured and Dependents, and Establishments by Month(I.W.) .....	28
Table I -6-1	Changes in Qualification of Households and Insured, and Establishment by Month(S.E.) .....	30
Table I -7	Beneficiaries by Industrial Class(I.W.) .....	32
Table I -8	Number of Foreigner overseas Korean by Province .....	34

### Section 2 Provider

Instructions for using provider statistics data .....		39
Table I -9	Provider data by Region and Provider type .....	40
Table I -10	Provider data by type of provider type and establishment .....	42
Table I -11	Provider data by region and type of establishment .....	44
Table I -12	Clinic data by region and departments .....	46
Table I -13	Medical personnel data by provider type I (Doctior, Pharmacist, etc.)(Total) .....	48
Table I -13-1	Medical personnel data by provider type I (Doctior, Pharmacist, etc.)(Male) .....	50
Table I -13-2	Medical personnel data by provider type I (Doctior, Pharmacist, etc.)(Female) .....	52

제 I-14표	요양기관 종별 인력 현황II(간호사 및 기타인원) .....	54
제 I-15표	요양기관 지역별 인력 현황 I(의사, 약사 등)(계) .....	56
제 I-15-1표	요양기관 지역별 인력 현황 I(의사, 약사 등)(남자) .....	58
제 I-15-2표	요양기관 지역별 인력 현황 I(의사, 약사 등)(여자) .....	60
제 I-16표	요양기관 지역별 인력 현황II(간호사 및 기타인원) .....	62
제 I-17표	요양기관 종별 전문과목별 전문의 현황(계) .....	64
제 I-17-1표	요양기관 종별 전문과목별 전문의 현황(계)(남자) .....	66
제 I-17-2표	요양기관 종별 전문과목별 전문의 현황(계)(여자) .....	68
제 I-18표	요양기관 지역별 전문과목별 전문의 현황(계) .....	70
제 I-18-1표	요양기관 지역별 전문과목별 전문의 현황(계)(남자) .....	72
제 I-18-2표	요양기관 지역별 전문과목별 전문의 현황(계)(여자) .....	74
제 I-19표	요양기관 종별 입원실 현황 .....	76
제 I-20표	요양기관 지역별 입원실 현황 .....	78
제 I-21표	요양기관 종별 특수진료실 현황 .....	80
제 I-22표	요양기관 지역별 특수진료실 현황 .....	82
제 I-23표	요양기관 지역별 진단방사선·특수의료장비 현황 .....	84
제 I-24표	요양기관 종별 의료장비 현황 .....	86

## 제 II 편 건강보험 재정 현황

2022년도 보험료 산정 방법 .....		91
지역보험료 부과요소별 점수표 .....		93
제Ⅱ-1표	연도별 건강보험 재정현황 .....	96
제Ⅱ-2표	월별 시도별 보험료 현황(총계) .....	98
제Ⅱ-3표	보수월액 구간별 가입자 및 보험료 부담현황(직장) .....	100
제Ⅱ-4표	사업장 규모별 보험료 현황(직장) .....	102
제Ⅱ-5표	업종별 보험료 현황(직장) .....	103
제Ⅱ-6표	산정보험료 점수구간별 현황(지역) .....	104
제Ⅱ-7표	보험료분위별 보험료 현황 .....	108
제Ⅱ-8표	연도별 건강보험 주요지표(총괄) .....	110

Table I -14	Medical personnel data by provider typeII(Nurse and Other staff) .....	54
Table I -15	Medical personnel data by region I (Doctior, Pharmacist, etc.)(Total) .....	56
Table I -15-1	Medical personnel data by region I (Doctior, Pharmacist, etc.)(Male) .....	58
Table I -15-2	Medical personnel data by region I (Doctior, Pharmacist, etc.)(Female) .....	60
Table I -16	Medical personnel data by regionII(Nurse and Other staff) .....	62
Table I -17	Specialist data by provider type and speciality(Total) .....	64
Table I -17-1	Specialist data by provider type and speciality(Male) .....	66
Table I -17-2	Specialist data by provider type and speciality(Female) .....	68
Table I -18	Specialist data by region and speciality(Total) .....	70
Table I -18-1	Specialist data by region and speciality(Male) .....	72
Table I -18-2	Specialist data by region and speciality(Female) .....	74
Table I -19	Ward data by provider type .....	76
Table I -20	Ward data by region .....	78
Table I -21	Special care unit data by provider type .....	80
Table I -22	Special care unit data by region .....	82
Table I -23	Diagnostic radiographic equipment and special medical equipment data by region .....	84
Table I -24	Medical equipments by provider type .....	86

## Chap. II Financial Indicators in Health Insurance

TableII-1	Financial Indicators of N.H.I.C by Year .....	96
TableII-2	Revenues of Contribution by Month and Province(Total) .....	98
TableII-3	Employment Members Contribution by Monthly Wage(I.W.) .....	100
TableII-4	Contribution by Scale of Workplace(I.W.) .....	102
TableII-5	Contribution by Business Type of Workplace(I.W.) .....	103
TableII-6	Computed Contribution by Point(S.E) .....	104
TableII-7	Distribution of Contributions by vigintile of Contribution .....	108
TableII-8	Major Indicators of Health Insurance by Year(Total) .....	110

제Ⅱ-9표	직장가입자 보수 외 소득월액보험료 현황	112
제Ⅱ-10표	연도별 정부지원금 현황	113

### 제 Ⅲ 편 건강보험 진료현황

#### 제 1 장 국민건강보험공단 진료현황

건강보험 수가인상률	120
요양기관 유형별 환산지수	121
제Ⅲ-1표 연도별 보험급여 지급현황	122
제Ⅲ-2표 시·군·구별 진료형태별 진료현황(총계)	124
제Ⅲ-3표 시도별 현금급여 지급현황	148
제Ⅲ-4표 요양기관종별 진료형태별 진료현황(총계)	150
제Ⅲ-4-1표 요양기관종별 진료형태별 진료현황(직장)	152
제Ⅲ-4-2표 요양기관종별 진료형태별 진료현황(지역)	154
제Ⅲ-5표 월별 진료형태별 진료현황(총계)	156
제Ⅲ-5-1표 월별 진료형태별 진료현황(직장)	158
제Ⅲ-5-2표 월별 진료형태별 진료현황(지역)	160
제Ⅲ-6표 연령별 성별 진료현황(총계)	162
제Ⅲ-6-1표 연령별 성별 진료현황(직장)	164
제Ⅲ-6-2표 연령별 성별 진료현황(지역)	166
제Ⅲ-7표 연령별 성별 진료현황(의료기관 소계)	168
제Ⅲ-7-1표 연령별 성별 진료현황(입원)	170
제Ⅲ-7-2표 연령별 성별 진료현황(외래)	172
제Ⅲ-8표 연령별 성별 진료현황(약국 소계)	174
제Ⅲ-9표 연령별 성별 요양기관종별 평균 수진횟수(총계)	176
제Ⅲ-9-1표 연령별 성별 요양기관종별 평균 수진횟수(직장)	180
제Ⅲ-9-2표 연령별 성별 요양기관종별 평균 수진횟수(지역)	184
제Ⅲ-10표 연령별 연간진료비 크기별 실인원 및 진료비 현황(총계)	188
제Ⅲ-11표 연령별 연간진료비 크기별 실인원 및 진료비 현황(입원)	192
제Ⅲ-12표 연령별 연간진료비 크기별 실인원 및 진료비 현황(외래)	196

TableII-9	Current statistics on monthly insurance premiums for employment provided policyholders based on income other than remuneration .....	112
TableII-10	Government Subsidies of Health Insurance by Year .....	113

### Chap. III Benefits in Health Insurance

#### Section 1 NHIS Service benefits

Rate of Adjustment for Medical Fee in the Insurance Scheme .....		120
Unit Price by type of provider .....		121
TableIII-1	Benefits by Year .....	122
TableIII-2	Service Benefits by District and Benefit Type(Total) .....	124
TableIII-3	Cash Benefits by Province .....	148
TableIII-4	Service Benefits by Type of Provider(Total) .....	150
TableIII-4-1	Service Benefits by Type of Provider(I.W.) .....	152
TableIII-4-2	Service Benefits by Type of Provider(S.E.) .....	154
TableIII-5	Service Benefits by Month(Total) .....	156
TableIII-5-1	Service Benefits by Month(I.W.) .....	158
TableIII-5-2	Service Benefits by Month(S.E.) .....	160
TableIII-6	Service Benefits by Age and Gender(Total) .....	162
TableIII-6-1	Service Benefits by Age and Gender(I.W.) .....	164
TableIII-6-2	Service Benefits by Age and Gender(S.E.) .....	166
TableIII-7	Service Benefits by Age and Gender(Inpatient & Outpatient) .....	168
TableIII-7-1	Service Benefits by Age and Gender(Inpatient) .....	170
TableIII-7-2	Service Benefits by Age and Gender(Outpatient) .....	172
TableIII-8	Service Benefits by Age and Gender(Pharmacy) .....	174
TableIII-9	Average Visit Days by Age, Gender and Type of Provider(Total) .....	176
TableIII-9-1	Average Visit Days by Age, Gender and Type of Provider(I.W.) .....	180
TableIII-9-2	Average Visit Days by Age, Gender and Type of Provider(S.E.) .....	184
TableIII-10	Number of patients and Total Medical Expense by Patient Age and Annual Medical Expense(Total) .....	188
TableIII-11	Number of patients and Total Medical Expense by Patient Age and Annual Medical Expense(Inpatient) .....	192
TableIII-12	Number of patients and Total Medical Expense by Patient Age and Annual Medical Expense(Outpatient) .....	196

제Ⅲ-13표	연령별 연간진료비 크기별 실인원 및 진료비 현황(약국 소계) .....	200
--------	-----------------------------------------	-----

## 제 2 장 건강보험심사평가원 진료현황

제Ⅲ-14표	연도별 진료현황 .....	206
제Ⅲ-15표	요양기관종별 진료현황(계) .....	208
제Ⅲ-15-1표	요양기관종별 진료현황(0~4세) .....	210
제Ⅲ-15-2표	요양기관종별 진료현황(5~9세) .....	212
제Ⅲ-15-3표	요양기관종별 진료현황(10~14세) .....	214
제Ⅲ-15-4표	요양기관종별 진료현황(15~19세) .....	216
제Ⅲ-15-5표	요양기관종별 진료현황(20~24세) .....	218
제Ⅲ-15-6표	요양기관종별 진료현황(25~29세) .....	220
제Ⅲ-15-7표	요양기관종별 진료현황(30~34세) .....	222
제Ⅲ-15-8표	요양기관종별 진료현황(35~39세) .....	224
제Ⅲ-15-9표	요양기관종별 진료현황(40~44세) .....	226
제Ⅲ-15-10표	요양기관종별 진료현황(45~49세) .....	228
제Ⅲ-15-11표	요양기관종별 진료현황(50~54세) .....	230
제Ⅲ-15-12표	요양기관종별 진료현황(55~59세) .....	232
제Ⅲ-15-13표	요양기관종별 진료현황(60~64세) .....	234
제Ⅲ-15-14표	요양기관종별 진료현황(65~69세) .....	236
제Ⅲ-15-15표	요양기관종별 진료현황(70~74세) .....	238
제Ⅲ-15-16표	요양기관종별 진료현황(75~79세) .....	240
제Ⅲ-15-17표	요양기관종별 진료현황(80~84세) .....	242
제Ⅲ-15-18표	요양기관종별 진료현황(85세이상) .....	244
제Ⅲ-16표	월별 진료현황(계) .....	246
제Ⅲ-16-1표	월별 진료현황(의료기관 및 보건기관) .....	248
제Ⅲ-16-2표	월별 진료현황(약국) .....	250

## 제Ⅳ 편 건강보험 심사실적

제Ⅳ-1표	연도별 진료비 심사실적 .....	255
제Ⅳ-2표	요양기관종별 진료비 심사실적 .....	256

TableIII-13	Number of patients and Total Medical Expense by Patient Age and Annual Medical Expense(Pharmacy) ...	200
-------------	------------------------------------------------------------------------------------------------------	-----

## Section 2 HIRA Service benefits

TableIII-14	Current status of annual benefit cost .....	206
TableIII-15	Current status of annual benefit cost by the type of institution (Total) .....	208
TableIII-15-1	Current status of annual benefit cost by the type of institution (Ages 0~4) .....	210
TableIII-15-2	Current status of annual benefit cost by the type of institution (Ages 5~9) .....	212
TableIII-15-3	Current status of annual benefit cost by the type of institution (Ages 10~14) .....	214
TableIII-15-4	Current status of annual benefit cost by the type of institution (Ages 15~19) .....	216
TableIII-15-5	Current status of annual benefit cost by the type of institution (Ages 20~24) .....	218
TableIII-15-6	Current status of annual benefit cost by the type of institution (Ages 25~29) .....	220
TableIII-15-7	Current status of annual benefit cost by the type of institution (Ages 30~34) .....	222
TableIII-15-8	Current status of annual benefit cost by the type of institution (Ages 35~39) .....	224
TableIII-15-9	Current status of annual benefit cost by the type of institution (Ages 40~44) .....	226
TableIII-15-10	Current status of annual benefit cost by the type of institution (Ages 45~49) .....	228
TableIII-15-11	Current status of annual benefit cost by the type of institution (Ages 50~54) .....	230
TableIII-15-12	Current status of annual benefit cost by the type of institution (Ages 55~59) .....	232
TableIII-15-13	Current status of annual benefit cost by the type of institution (Ages 60~64) .....	234
TableIII-15-14	Current status of annual benefit cost by the type of institution (Ages 65~69) .....	236
TableIII-15-15	Current status of annual benefit cost by the type of institution (Ages 70~74) .....	238
TableIII-15-16	Current status of annual benefit cost by the type of institution (Ages 75~79) .....	240
TableIII-15-17	Current status of annual benefit cost by the type of institution (Ages 80~84) .....	242
TableIII-15-18	Current status of annual benefit cost by the type of institution (Over Ages 85) ..	244
TableIII-16	Current status of monthly benefit cost (Total) .....	246
TableIII-16-1	Current status of monthly benefit cost (Medical institution) .....	248
TableIII-16-2	Current status of monthly benefit cost (Pharmacy) .....	250

## Chap.IV Benefit claim review records of National Health Insurance

TableIV-1	Review Records by Year .....	255
TableIV-2	Review Records by Provider Type .....	256

제Ⅳ-3표	월별 진료비 심사실적(계) .....	258
제Ⅳ-3-1표	월별 진료비 심사실적(의료기관 및 보건기관) .....	260
제Ⅳ-3-2표	월별 진료비 심사실적(약국) .....	262
제Ⅳ-4표	요양기관소재지별 진료비 심사실적	
제Ⅳ-4-1표	요양기관소재지별 진료비 심사실적(서울) .....	264
제Ⅳ-4-2표	요양기관소재지별 진료비 심사실적(부산) .....	266
제Ⅳ-4-3표	요양기관소재지별 진료비 심사실적(대구) .....	268
제Ⅳ-4-4표	요양기관소재지별 진료비 심사실적(인천) .....	270
제Ⅳ-4-5표	요양기관소재지별 진료비 심사실적(광주) .....	272
제Ⅳ-4-6표	요양기관소재지별 진료비 심사실적(대전) .....	274
제Ⅳ-4-7표	요양기관소재지별 진료비 심사실적(울산) .....	276
제Ⅳ-4-8표	요양기관소재지별 진료비 심사실적(세종) .....	278
제Ⅳ-4-9표	요양기관소재지별 진료비 심사실적(경기) .....	280
제Ⅳ-4-10표	요양기관소재지별 진료비 심사실적(강원) .....	282
제Ⅳ-4-11표	요양기관소재지별 진료비 심사실적(충북) .....	284
제Ⅳ-4-12표	요양기관소재지별 진료비 심사실적(충남) .....	286
제Ⅳ-4-13표	요양기관소재지별 진료비 심사실적(전북) .....	288
제Ⅳ-4-14표	요양기관소재지별 진료비 심사실적(전남) .....	290
제Ⅳ-4-15표	요양기관소재지별 진료비 심사실적(경북) .....	292
제Ⅳ-4-16표	요양기관소재지별 진료비 심사실적(경남) .....	294
제Ⅳ-4-17표	요양기관소재지별 진료비 심사실적(제주) .....	296
제Ⅳ-5표	의원급 표시과목별 진료비 심사실적(계) .....	298
제Ⅳ-5-1표	의원급 표시과목별 진료비 심사실적(입원) .....	300
제Ⅳ-5-2표	의원급 표시과목별 진료비 심사실적(외래) .....	302
제Ⅳ-6-1표	내원일당 진료비크기별 심사실적(입원) .....	304
제Ⅳ-6-2표	내원일당 진료비크기별 심사실적(외래) .....	316
제Ⅳ-7표	진료내역 항목별 진료비 심사실적 .....	330
제Ⅳ-8표	처방일수별 요양기관 종별 원외처방횟수 .....	332
제Ⅳ-9표	질병군 범주별(DRG) 진료비 심사실적 .....	336



TableIV-3	Review Records by Month(Total) .....	258
TableIV-3-1	Review Records by Month(Medical Institution and Community health agency) ...	260
TableIV-3-2	Review Records by Month(Pharmacy) .....	262
TableIV-4	Review Records by Location of the Provider	
TableIV-4-1	Review Records by Location of the Provider(Seoul) .....	264
TableIV-4-2	Review Records by Location of the Provider(Busan) .....	266
TableIV-4-3	Review Records by Location of the Provider(Daegu) .....	268
TableIV-4-4	Review Records by Location of the Provider(Incheon) .....	270
TableIV-4-5	Review Records by Location of the Provider(Gwangju) .....	272
TableIV-4-6	Review Records by Location of the Provider(Daejeon) .....	274
TableIV-4-7	Review Records by Location of the Provider(Ulsan) .....	276
TableIV-4-8	Review Records by Location of the Provider(Sejong) .....	278
TableIV-4-9	Review Records by Location of the Provider(Gyeonggi) .....	280
TableIV-4-10	Review Records by Location of the Provider(Gangwon) .....	282
TableIV-4-11	Review Records by Location of the Provider(Chungbuk) .....	284
TableIV-4-12	Review Records by Location of the Provider(Chungnam) .....	286
TableIV-4-13	Review Records by Location of the Provider(Jeonbuk) .....	288
TableIV-4-14	Review Records by Location of the Provider(Jeonnang) .....	290
TableIV-4-15	Review Records by Location of the Provider(Gyeongbuk) .....	292
TableIV-4-16	Review Records by Location of the Provider(Gyeongnam) .....	294
TableIV-4-17	Review Records by Location of the Provider(Jeju) .....	296
TableIV-5	Review Records by Department of Clinics(Total) .....	298
TableIV-5-1	Review Records by Department of Clinics(Inpatient) .....	300
TableIV-5-2	Review Records by Department of Clinics(Outpatient) .....	302
TableIV-6-1	Review Records per Visit(Inpatient) .....	304
TableIV-6-2	Review Records per Visit(Outpatient) .....	316
TableIV-7	Review Records by Treatment Category .....	330
TableIV-8	Prescription Times per Prescription day and by Provider Type .....	332
TableIV-9	Review Records by Diagnosis Related Group .....	336

제Ⅳ-10표	질병군 세부 분류별 진료비 심사실적(계) .....	338
제Ⅳ-10-1표	질병군 세부 분류별 진료비 심사실적(상급종합병원) .....	340
제Ⅳ-10-2표	질병군 세부 분류별 진료비 심사실적(종합병원) .....	342
제Ⅳ-10-3표	질병군 세부 분류별 진료비 심사실적(병원) .....	344
제Ⅳ-10-4표	질병군 세부 분류별 진료비 심사실적(의원) .....	346
제Ⅳ-11표	방문일당 약제비 크기별 진료비 심사실적(처방조제) (계) .....	348
제Ⅳ-11-1표	방문일당 약제비 크기별 진료비 심사실적(처방조제) (상급종합병원) .....	350
제Ⅳ-11-2표	방문일당 약제비 크기별 진료비 심사실적(처방조제) (종합병원) .....	352
제Ⅳ-11-3표	방문일당 약제비 크기별 진료비 심사실적(처방조제) (병원) .....	354
제Ⅳ-11-4표	방문일당 약제비 크기별 진료비 심사실적(처방조제) (요양병원) .....	356
제Ⅳ-11-5표	방문일당 약제비 크기별 진료비 심사실적(처방조제) (정신병원) .....	358
제Ⅳ-11-6표	방문일당 약제비 크기별 진료비 심사실적(처방조제) (의원) .....	360
제Ⅳ-11-7표	방문일당 약제비 크기별 진료비 심사실적(처방조제) (치과병원) .....	362
제Ⅳ-11-8표	방문일당 약제비 크기별 진료비 심사실적(처방조제) (치과의원) .....	364
제Ⅳ-11-9표	방문일당 약제비 크기별 진료비 심사실적(처방조제) (보건기관) .....	366
제Ⅳ-11-10표	방문일당 약제비 크기별 진료비 심사실적(처방조제) (한방병원) .....	368
제Ⅳ-12표	방문일당 약제비 크기별 진료비 심사실적(직접조제) .....	370
제Ⅳ-13표	투약일수별 처방전발행기관종별 원외처방전건수 .....	372
제Ⅳ-14표	치과 소재지별 요양기관종별 진료비 심사실적 .....	374
제Ⅳ-15표	치과 연령별 성별 진료비 심사실적 .....	378
제Ⅳ-16표	한방 소재지별 요양기관종별 진료비 심사실적 .....	380
제Ⅳ-17표	한방 연령별 성별 진료비 심사실적 .....	384
제Ⅳ-18표	약국 조제행위별 진료비 심사실적 .....	386
제Ⅳ-19표	요양기관 종별 분만 진료비 심사실적 .....	387
제Ⅳ-20표	요양기관소재지별 분만 진료비 심사실적 .....	388
제Ⅳ-21표	초·경산별 분만 진료비 심사실적 .....	389
제Ⅳ-22표	암 상병별 진료비 심사실적(입원) .....	390
제Ⅳ-23표	암 상병별 진료비 심사실적(외래) .....	394

TableIV-10	Detailed Review Records by Diagnosis Related Group(Total) .....	338
TableIV-10-1	Detailed Review Records by Diagnosis Related Group (Tertiary Hospital) .....	340
TableIV-10-2	Detailed Review Records by Diagnosis Related Group (General Hospital) .....	342
TableIV-10-3	Detailed Review Records by Diagnosis Related Group (Hospital) .....	344
TableIV-10-4	Detailed Review Records by Diagnosis Related Group (Clinic) .....	346
TableIV-11	Review Records by the Amount of Drug cost per visit(By prescription) (Total) .....	348
TableIV-11-1	Review Records by the Amount of Drug cost per visit(By prescription) (Tertiary Hospital) ...	350
TableIV-11-2	Review Records by the Amount of Drug cost per visit(By prescription) (General Hospital) ...	352
TableIV-11-3	Review Records by the Amount of Drug cost per visit(By prescription) (Hospital) .....	354
TableIV-11-4	Review Records by the Amount of Drug cost per visit(By prescription) (Healthcare Institute) ..	356
TableIV-11-5	Review Records by the Amount of Drug cost per visit(Prescription) (Psychiatric hospital) ...	358
TableIV-11-6	Review Records by the Amount of Drug cost per visit(By prescription) (Clinic) .....	360
TableIV-11-7	Review Records by the Amount of Drug cost per visit(By prescription) (Dental hospital) .....	362
TableIV-11-8	Review Records by the Amount of Drug cost per visit(By prescription) (Dental clinic) .....	364
TableIV-11-9	Review Records by the Amount of Drug cost per visit(By prescription) (Health center) .....	366
TableIV-11-10	Review Records by the Amount of Drug cost per visit(By prescription) (Oriental Hospital) ..	368
TableIV-12	Review Records by the Amount of Drug cost per visit(Without prescription) .....	370
TableIV-13	Prescription times per Prescription day and by Provider Type .....	372
TableIV-14	Dental Claim Review Records by Location of Provider .....	374
TableIV-15	Dental Claim Review Records by Age and Gender .....	378
TableIV-16	Oriental Medicine Claim Review Records by Location of Provider .....	380
TableIV-17	Oriental Medicine Claim Review Records by Age and Gender .....	384
TableIV-18	Review Records of Pharmacy Dispensing .....	386
TableIV-19	Review Records of Delivery by Provider Type .....	387
TableIV-20	Review Records of Delivery by Location of Provider .....	388
TableIV-21	Review Records of Delivery by the Type of Parity .....	389
TableIV-22	Review Records of cancer procedures (Inpatient) .....	390
TableIV-23	Review records of non-cancer procedures (Inpatient) .....	394

## 제V편 요양급여 적정성평가

제V-1표	요양기관종별 약제평가 항목별 지표 .....	401
제V-2표	의원 표시과목별 약제평가 항목별 지표 .....	402
제V-3표	다발성 질병별 약제평가 항목별 지표	
제V-3-1표	다발성 질병별 약제평가 항목별 지표(상급종합병원) .....	404
제V-3-2표	다발성 질병별 약제평가 항목별 지표(종합병원) .....	405
제V-3-3표	다발성 질병별 약제평가 항목별 지표(병원) .....	406
제V-3-4표	다발성 질병별 약제평가 항목별 지표(치과병원) .....	407
제V-3-5표	다발성 질병별 약제평가 항목별 지표(치과의원) .....	407
제V-4표	의원 표시과목별 다발성 질병별 약제평가 항목별 지표 .....	408
제V-5-1표	요양기관종별 항생제 처방률 .....	411
제V-5-2표	의원 표시과목별 항생제 처방률 .....	411
제V-6표	의원 소재지별 약제평가 항목별 지표 .....	412

## 평가지표 개요

약제급여 평가 .....	414
---------------	-----

## 제 VI 편 질병통계

질병통계 자료 이용시 유의사항	419	
298질병분류	420	
제VI-1표	22대 분류별 진료현황	431
제VI-2표	298 질병분류별 연령별 진료현황(총계)	432
제VI-3표	질병소분류별 다빈도 상병 진료현황(계)	612
제VI-3-1표	질병소분류별 다빈도 상병 진료현황(남자)	622
제VI-3-2표	질병소분류별 다빈도 상병 진료현황(여자)	626
제VI-4표	질병소분류별 입원 다빈도 상병 진료현황(계)	630
제VI-4-1표	질병소분류별 입원 다빈도 상병 진료현황(남자)	640
제VI-4-2표	질병소분류별 입원 다빈도 상병 진료현황(여자)	644

## Chap. V Quality assessment

Table V-1	Drug Assessment Indicators by Provider Type .....	401
Table V-2	Drug Assessment Indicators by Departments in Clinics .....	402
Table V-3	Drug Assessment Indicators of Frequent Occurring Diseases	
Table V-3-1	Drug Assessment Indicators of Frequently Occurring Diseases(Tertiary hospital) .....	404
Table V-3-2	Drug Assessment Indicators of Frequently Occurring Diseases(General hospital)) .....	405
Table V-3-3	Drug Assessment Indicators of Frequently Occurring Diseases(Hospital) .....	406
Table V-3-4	Drug Assessment Indicators of Frequently Occurring Diseases(Dental hospital) .....	407
Table V-3-5	Drug Assessment Indicators of Frequently Occurring Diseases(Dental clinic) .....	407
Table V-4	Drug Assessment Indicators of Frequently Occurring Diseases by Department in Clinics ..	408
Table V-5-1	Antibiotics Prescription Rate by Provider Type .....	411
Table V-5-2	Antibiotics Prescription Rate by Departments in Clinic .....	411
Table V-6	Drug Assessment Indicators by Location of Clinic .....	412

### Introduction of assessment indicators

Prescriptions: Assessment of Appropriate Prescriptions .....	414
--------------------------------------------------------------	-----

## Chap. VI Diseases Statistics

Instructions for using disease statistics data .....		419
Classification of 298 Diseases .....		420
TableVI-1	Benefits by Classification of 22 Disease Categories .....	431
TableVI-2	Benefits by Classification of 298 Disease Categories by Age(Total) .....	432
TableVI-3	Benefits by Frequency of Disease(Total) .....	612
TableVI-3-1	Benefits by Frequency of Disease(Male) .....	622
TableVI-3-2	Benefits by Frequency of Disease(Female) .....	626
TableVI-4	Inpatient Benefits by Frequency of Disease(Total) .....	630
TableVI-4-1	Inpatient Benefits by Frequency of Disease(Male) .....	640
TableVI-4-2	Inpatient Benefits by Frequency of Disease(Female) .....	644

제VI-5표	질병소분류별 외래 다빈도 상병 진료현황(계) .....	648
제VI-5-1표	질병소분류별 외래 다빈도 상병 진료현황(남자) .....	658
제VI-5-2표	질병소분류별 외래 다빈도 상병 진료현황(여자) .....	662
제VI-6표	한방 22대 분류별 진료현황 .....	666
제VI-7표	질병소분류별 다빈도 상병 진료현황(한방 계) .....	668
제VI-7-1표	질병소분류별 다빈도 상병 진료현황(한방 남자) .....	670
제VI-7-2표	질병소분류별 다빈도 상병 진료현황(한방 여자) .....	671
제VI-8표	질병소분류별 입원 다빈도 상병 진료현황(한방 계) .....	672
제VI-8-1표	질병소분류별 입원 다빈도 상병 진료현황(한방 남자) .....	674
제VI-8-2표	질병소분류별 입원 다빈도 상병 진료현황(한방 여자) .....	675
제VI-9표	질병소분류별 외래 다빈도 상병 진료현황(한방 계) .....	676
제VI-9-1표	질병소분류별 외래 다빈도 상병 진료현황(한방 남자) .....	678
제VI-9-2표	질병소분류별 외래 다빈도 상병 진료현황(한방 여자) .....	679
제VI-10표	65세이상 노인 질병소분류별 다빈도 상병 진료현황(계) .....	680
제VI-10-1표	65세이상 노인 질병소분류별 다빈도 상병 진료현황(남자) .....	682
제VI-10-2표	65세이상 노인 질병소분류별 다빈도 상병 진료현황(여자) .....	684
제VI-11표	65세이상 노인 질병소분류별 입원 다빈도 상병 진료현황(계) .....	686
제VI-11-1표	65세이상 노인 질병소분류별 입원 다빈도 상병 진료현황(남자) .....	688
제VI-11-2표	65세이상 노인 질병소분류별 입원 다빈도 상병 진료현황(여자) .....	690
제VI-12표	65세이상 노인 질병소분류별 외래 다빈도 상병 진료현황(계) .....	692
제VI-12-1표	65세이상 노인 질병소분류별 외래 다빈도 상병 진료현황(남자) .....	694
제VI-12-2표	65세이상 노인 질병소분류별 외래 다빈도 상병 진료현황(여자) .....	696
제VI-13표	65세이상 노인 질병소분류별 다빈도 상병 진료현황(한방 계) .....	698
제VI-13-1표	65세이상 노인 질병소분류별 다빈도 상병 진료현황(한방 남자) .....	700
제VI-13-2표	65세이상 노인 질병소분류별 다빈도 상병 진료현황(한방 여자) .....	701
제VI-14표	65세이상 노인 질병소분류별 입원 다빈도 상병 진료현황(한방 계) .....	702
제VI-14-1표	65세이상 노인 질병소분류별 입원 다빈도 상병 진료현황(한방 남자) .....	704
제VI-14-2표	65세이상 노인 질병소분류별 입원 다빈도 상병 진료현황(한방 여자) .....	705
제VI-15표	65세이상 노인 질병소분류별 외래 다빈도 상병 진료현황(한방 계) .....	706

TableVI-5	Outpatient Benefits by Frequency of Disease(Total) .....	648
TableVI-5-1	Outpatient Benefits by Frequency of Disease(Male) .....	658
TableVI-5-2	Outpatient Benefits by Frequency of Disease(Female) .....	662
TableVI-6	Benefits by Classification of 22 Disease Categories .....	666
TableVI-7	Benefits by Frequency of Disease(O.H&C Total) .....	668
TableVI-7-1	Benefits by Frequency of Disease(O.H&C Male) .....	670
TableVI-7-2	Benefits by Frequency of Disease(O.H&C Female) .....	671
TableVI-8	Inpatient Benefits by Frequency of Disease(O.H&C Total) .....	672
TableVI-8-1	Inpatient Benefits by Frequency of Disease(O.H&C Male) .....	674
TableVI-8-2	Inpatient Benefits by Frequency of Disease(O.H&C Female) .....	675
TableVI-9	Outpatient Benefits by Frequency of Disease(O.H&C Total) .....	676
TableVI-9-1	Outpatient Benefits by Frequency of Disease(O.H&C Male) .....	678
TableVI-9-2	Outpatient Benefits by Frequency of Disease(O.H&C Female) .....	679
TableVI-10	Benefits by Frequency of Disease in elderly man above the age of 65(Total) ....	680
TableVI-10-1	Benefits by Frequency of Disease in elderly man above the age of 65(Male) ....	682
TableVI-10-2	Benefits by Frequency of Disease in elderly man above the age of 65(Female) ...	684
TableVI-11	Inpatient Benefits by Frequency of Disease in elderly man above the age of 65(Total) ..	686
TableVI-11-1	Inpatient Benefits by Frequency of Disease in elderly man above the age of 65(Male) ..	688
TableVI-11-2	Inpatient Benefits by Frequency of Disease in elderly man above the age of 65(Female) ..	690
TableVI-12	Outpatient Benefits by Frequency of Disease in elderly man above the age of 65(Total) ...	692
TableVI-12-1	Outpatient Benefits by Frequency of Disease in elderly man above the age of 65(Male) ·	694
TableVI-12-2	Outpatient Benefits by Frequency of Disease in elderly man above the age of 65(Female) ·	696
TableVI-13	Benefits by Frequency of Disease in elderly man above the age of 65(O.H&C Total) ·	698
TableVI-13-1	Benefits by Frequency of Disease in elderly man above the age of 65(O.H&C Male) ...	700
TableVI-13-2	Benefits by Frequency of Disease in elderly man above the age of 65(O.H&C Female) ..	701
TableVI-14	Inpatient Benefits by Frequency of Disease in elderly man above the age of 65(O.H&C Total) ...	702
TableVI-14-1	Inpatient Benefits by Frequency of Disease in elderly man above the age of 65(O.H&C Male) ...	704
TableVI-14-2	Inpatient Benefits by Frequency of Disease in elderly man above the age of 65(O.H&C Female) ...	705
TableVI-15	Outpatient Benefits by Frequency of Disease in elderly man above the age of 65(O.H&C Total) ....	706

제VI-15-1표	65세이상 노인 질병소분류별 외래 다빈도 상병 진료현황(한방 남자) .....	708
제VI-15-2표	65세이상 노인 질병소분류별 외래 다빈도 상병 진료현황(한방 여자) .....	709
제VI-16표	시도별 신규 중증(암) 등록환자의 암유형별 등록인원현황 .....	710
제VI-17표	시도별 신규 중증(암) 등록환자의 암유형별 진료인원 현황 .....	712
제VI-18표	연령별 성별 신규 중증(암) 등록환자의 진료현황 .....	714
제VI-19표	요양기관시도별 신규 중증(암) 등록환자의 암유형별 진료인원 현황 .....	716
제VI-20표	시도별 전체 중증(암) 등록환자의 암유형별 등록인원 현황 .....	718
제VI-21표	연령별 성별 전체 중증(암) 등록환자의 진료현황 .....	720
제VI-22표	중증질환 산정특례 적용 연령별 성별 진료현황 .....	722
제VI-23표	432 분류별 다빈도 증상 약국 직접조제 실적 .....	730

## 제 VII 편 부 록

제VII-1표	인구추이 .....	733
제VII-2표	인구성장의 구성요인 .....	734
제VII-3표	생명표(2021) .....	735
제VII-4표	연령별 성별 추계인구 .....	736
제VII-5표	경제활동인구, 취업자수 및 실업자수 .....	738
제VII-6표	기대여명(OECD) .....	740
제VII-7표	영아사망률(OECD) .....	741
제VII-8표	총 병상수(OECD) .....	742
제VII-9표	환자1인당 평균재원일수(OECD) .....	743
건강보험통계연보 해설서 .....		745



TableVI-15-1	Outpatient Benefits by Frequency of Disease in elderly man above the age of 65(O.H&C Male) ····	708
TableVI-15-2	Outpatient Benefits by Frequency of Disease in elderly man above the age of 65(O.H&C Female) ·	709
TableVI-16	Number of People Registered Newly as Patients with Serious. Disease or Cancer by Region and Cancer Type) ····	710
TableVI-17	Number of People Treated among Those Registered Newly. as Patients with Serious Disease or Cancer by Region and Cancer Type) ··	712
TableVI-18	Treatments of People Registered Newly as Patients. with Serious Disease or Cancer by Age and Gender ········	714
TableVI-19	Number of People Treated among Those Registered Newly. as Patients with Serious Disease or Cancer by Region and Cancer Type ···	716
TableVI-20	Total Number of People Registered as Patients with Serious. Disease or Cancer by Region and Cancer Type ·····	718
TableVI-21	Total Treatments of People Registered as Patients. with Serious Disease or Cancer by Age and Gender ·····	720
TableVI-22	Current statistics by age and sex on the treatment of patients. with serious disease eligible for special case calculation ········	722
TableVI-23	Pharmacist's Dispensing Activities by Frequency of 432 Symptoms ·········	730

## Chap.VII Appendix

TableVII-1	Trend of Population ·········	733
TableVII-2	Components of Population growth ·········	734
TableVII-3	Life Table(2021) ·········	735
TableVII-4	Estimates of midyear Population by Age and Gender ·········	736
TableVII-5	Economically Active Population, Employed and Unemployed ·········	738
TableVII-6	Life Expectancy at Each Age(OECD) ·········	740
TableVII-7	Neonatal Mortality Rates(OECD) ·········	741
TableVII-8	Inpatient Care Beds(OECD) ·········	742
TableVII-9	Average Length of Stay in inpatient care (OECD) ·········	743
Guide for National Health Insurance Statistical Yearbook ·········		745



# 그림으로 보는 건강보험 주요통계

## 제Ⅰ편 건강보험 일반 현황

01 의료보장 적용인구 현황 .....	2
02 사업장 적용현황 .....	3
03 요양기관 현황 .....	4
04 요양기관 종별 인력 현황 .....	5

## 제Ⅱ편 건강보험 재정 현황

05 보험료 현황 .....	6
06 보험료분위별 현황 .....	7
07 1인당 연간 보험료 및 연간 급여비 현황 .....	8
08 연도별 보험급여비 현황 .....	9

## 제Ⅲ편 건강보험 진료현황

09 입내원일수 현황 .....	10
10 연도별 진료현황 .....	11
11 연도별 진료비 크기별 현황 .....	12
12 노인(65세 이상) 노인진료비 현황 .....	13

## 제Ⅳ편 건강보험 심사실적

13 연도별 진료비 심사실적 .....	14
14 요양기관 종별 진료비 심사실적 .....	15
15 요양기관 소재지별 진료비 심사실적 .....	16
16 의원 표시과목별 진료비 심사실적 .....	17
17 처방일수별 요양기관 종별 원외처방횟수 .....	18
18 질병군 범주별(DRG) 진료비 심사실적 .....	19
19 분만 진료비 심사실적 .....	20

## 제Ⅴ편 요양급여 적정성평가

20 약제 요양급여 적정성 평가 .....	21
-------------------------	----

## 제Ⅵ편 질병통계

21 질병통계 현황 .....	22
22 중증질환 산정특례 진료현황 .....	23

## 01 의료보장 적용인구 현황

### ▣ 2022년 의료보장 적용인구 5,293만 명, 건강보험 적용인구 5,141만 명

- 2022년 건강보험 적용인구 중 직장 가입자는 3,663만 명, 지역 가입자는 1,478만 명
- 건강보험 적용인구 중 직장 비율은 71.3% ... 전년 대비 1.5%p 감소
- 1인당 평균 부양가족수(세대원)는 직장·지역 모두 감소 추세

(단위 : 천 명, 천 세대)

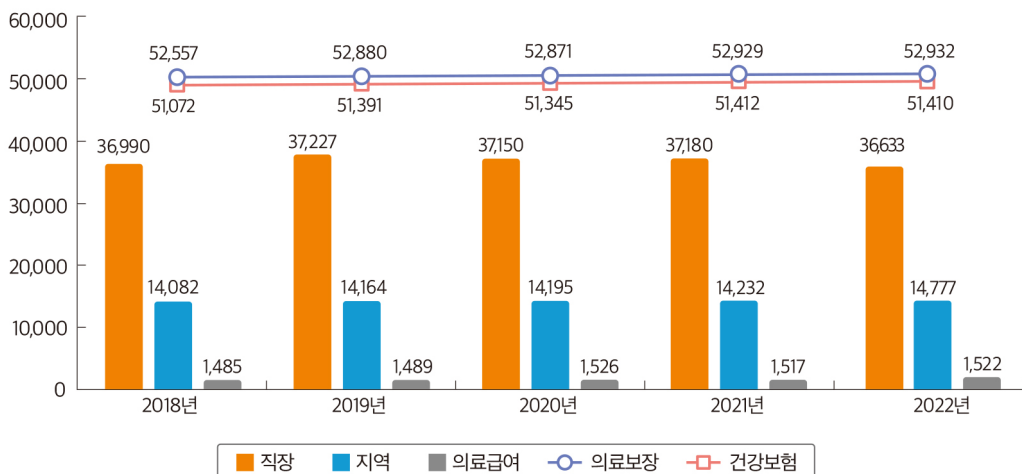
구분	2018년	2019년	2020년	2021년	2022년
의료보장	52,557	52,880	52,871	52,929	52,932
합계	51,072	51,391	51,345	51,412	51,410
직장가입자	36,990	37,227	37,150	37,180	36,633
- 가입자	17,479	18,123	18,543	19,090	19,594
- 피부양자	19,510	19,104	18,607	18,090	17,039
부양률(명)	1.12	1.05	1.00	0.95	0.87
지역가입자	14,082	14,164	14,195	14,232	14,777
- 세대수	8,053	8,377	8,590	8,817	9,314
- 세대원	7,404	7,207	7,062	6,897	7,075
부양률(명)	0.92	0.86	0.82	0.78	0.76
의료급여	1,485	1,489	1,526	1,517	1,522

주) 1. 연도 말 기준, 반올림 계산하여 합계 값과 차이가 있을 수 있음

2. 직장가입자는 이종가입자 포함, 지역세대수는 비가입세대주 세대포함(단, 지역가입자는 비가입세대주 제외)

### 연도별 의료보장 적용인구 현황

(단위 : 천명)



## 02 사업장 적용현황

### ▣ 연도별 사업장 적용현황(2018년-2022년)

- 2022년 적용 사업장은 205만 2천 개소로, 2018년(175만 3천 개소) 대비 17.1% 증가

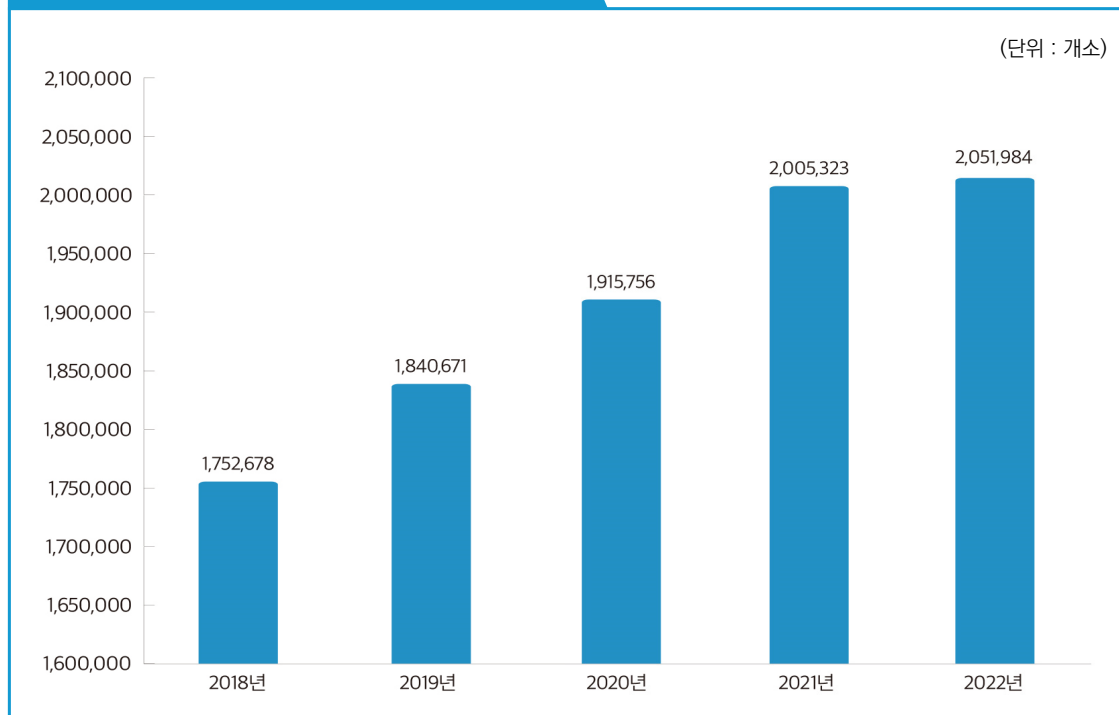
(단위 : 개소, %)

구 분	사업장 수			2018 대비 증감률
	계	직장	공·교	
2018년	1,752,678	1,737,239	15,439	-
2019년	1,840,671	1,825,345	15,326	5.0
2020년	1,915,756	1,900,406	15,350	9.3
2021년	2,005,323	1,990,155	15,168	14.4
2022년	2,051,984	2,036,891	15,093	17.1

- 주) 1. 연도 말 기준  
2. 공교: 공무원 및 사립학교

### 연도별 사업장 적용현황

(단위 : 개소)



### 03 요양기관 현황

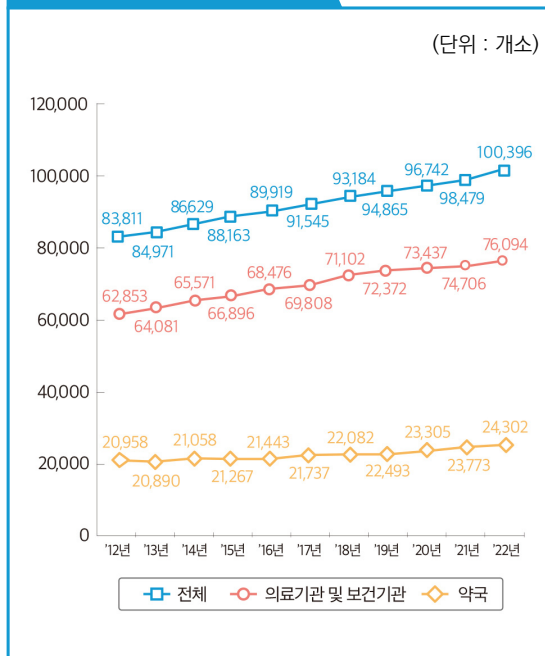
#### ▣ 2022년 말 요양기관수는 100,396개소로 전년보다 1,917개소 기관이 늘어, 전년 대비 1.95% 증가

- 의료기관 및 보건기관 76,094개소(75.79%), 약국 24,302개소(24.21%)로 구성
- 의료기관 및 보건기관 기관수 구성비는 의원 34,958개소(45.94%), 치과 19,087개소(25.08%), 한방 15,095개소(19.84%) 순  
(단위 : 개소, %)

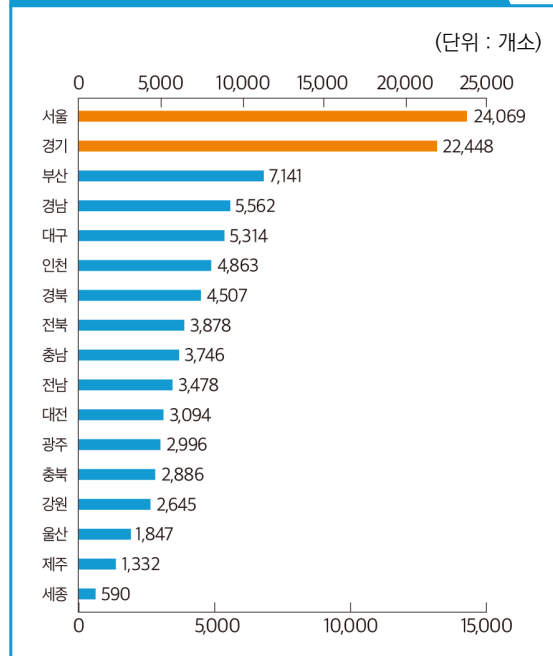
구분	계	의료기관 및 보건기관									약국
		상급 종합병원	종합 병원	병원	요양 병원	정신 병원	의원	치과	한방	보건기관 등	
2012년	83,811	44	278	1,421	1,103	-	28,033	15,566	12,906	3,502	20,958
2021년	98,479	45	319	1,397	1,464	250	33,912	18,823	15,005	3,491	23,773
2022년	100,396	45	328	1,398	1,435	257	34,958	19,087	15,095	3,491	24,302
증감률	전년대비	1.95	0.00	2.82	0.07	-1.98	2.80	3.08	1.40	0.60	2.23
	연평균	1.82	0.22	1.67	-0.16	2.67	-	2.23	2.06	1.58	1.49

주) 치과: 치과병원·치과의원, 한방: 한방병원·한의원, 보건기관 등: 조산원·보건의료원·보건소·보건지소·보건진료소

#### 연도별 요양기관수 현황



#### 2022년 요양기관 소재지별 기관수 현황



## 04 요양기관 종별 인력 현황

### ▣ 2022년 요양기관 인력은 458,956명으로 전년보다 18,291명이 늘어 4.15% 증가

- 의료기관 및 보건기관에 424,964명(92.59%), 약국에 33,992명(7.41%) 종사
- 의료기관 및 보건기관 인력 수는 종합병원 112,403명(26.45%), 상급종합병원 93,826명(22.08%), 의원 66,709명 (15.70%) 순

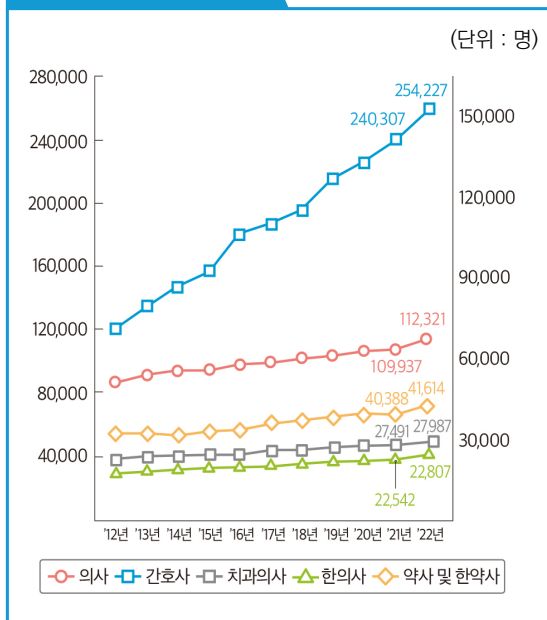
(단위 : 명, %)

구분		계	의료기관 및 보건기관								약국	
			상급 종합병원	종합 병원	병원	요양 병원	정신 병원	의원	치과	한방		보건기관 등
2012년		279,053	47,963	57,529	34,616	14,661	-	48,657	20,709	18,117	8,662	28,139
2021년		440,665	89,805	106,170	46,918	35,714	5,015	63,755	26,332	25,332	8,780	32,844
2022년		458,956	93,826	112,403	49,033	35,117	5,516	66,709	26,801	26,898	8,661	33,992
증감률	전년대비	4.15	4.48	5.87	4.51	-1.67	9.99	4.63	1.78	6.18	-1.36	3.50
	연평균	5.10	6.94	6.93	3.54	9.13	-	3.21	2.61	4.03	0.00	1.91

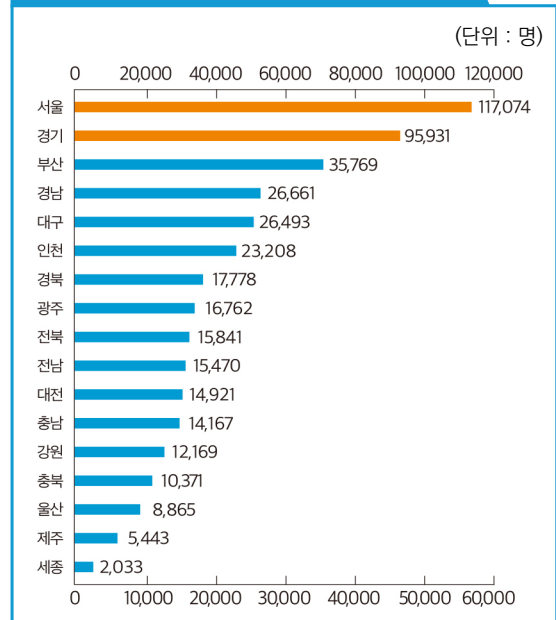
주) 1. 인력: 의사, 치과의사, 한의사, 약사, 한약사, 간호사

2. 치과: 치과병원·치과의원, 한방: 한방병원·한의원, 보건기관 등: 조산원·보건의료원·보건소·보건지소·보건진료소

#### 연도별 인력 현황



#### 2022년 요양기관 소재지별 인력 현황



## 05 보험료 현황

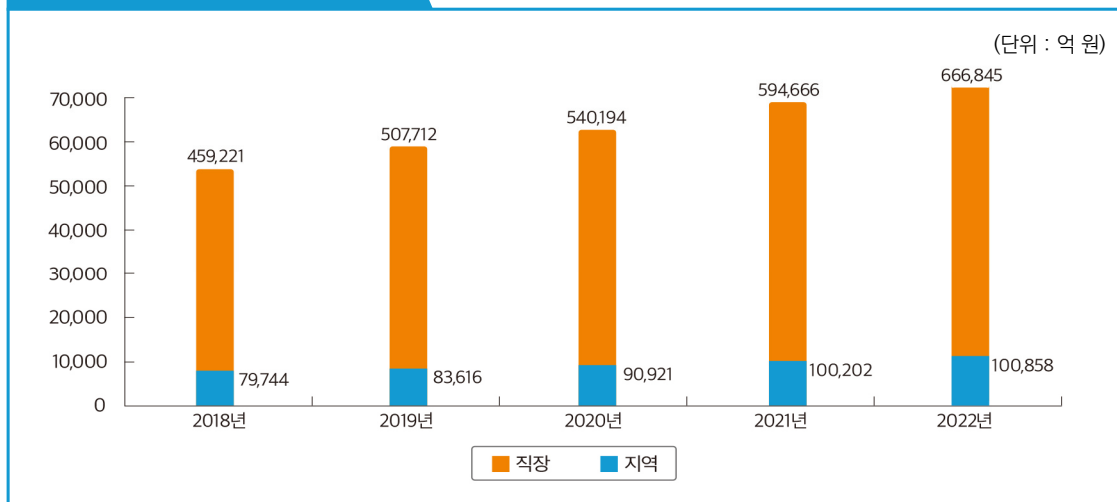
### ■ 2022년 보험료부과액 76조 7,703억 원 ... 전년 대비 10.5% 증가

- 직장보험료 66조 6,845억 원 ... 총 부과액 86.9%
- 지역보험료 10조 858억 원 ... 총 부과액 13.1%
- 건강보험 세대당 월평균보험료 129,832원
  - 직장가입자 월평균 145,553원, 지역가입자 월평균 95,221원
- 건강보험 1인당 월평균보험료 71,387원
  - 직장가입자 월평균 75,952원, 지역가입자 월평균 59,377원

구 분		2018년	2019년	2020년	2021년	2022년
보험료 (억 원)	전 체	538,965	591,328	631,114	694,869	767,703
	직 장	459,221	507,712	540,194	594,666	666,845
	지 역	79,744	83,616	90,921	100,202	100,858
세대당 월보험료 (원)	전 체	104,201	109,558	114,069	122,201	129,832
	직 장	112,635	120,152	124,629	133,591	145,553
	지 역	85,546	86,160	90,864	97,221	95,221
1인당 월보험료 (원)	전 체	50,979	55,488	59,218	65,211	71,387
	직 장	52,085	57,527	61,109	67,392	75,952
	지 역	48,011	50,027	54,165	59,414	59,377

- 주) 1. 결산기준  
 2. 세대당 및 1인당 월 보험료는 개인부담보험료 기준(사용자부담금 제외)  
 3. 국고지원금, 담배부담금 제외

### 연도별 보험료 현황





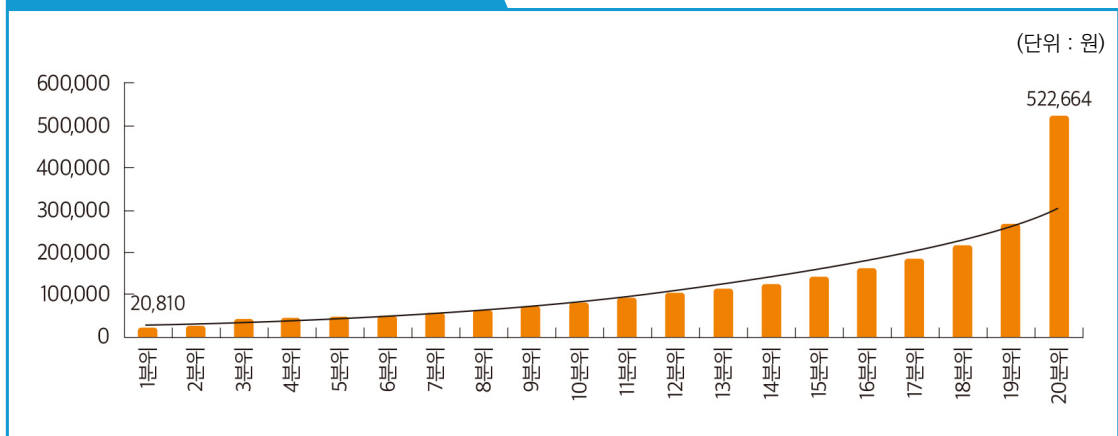
## 06 보험료분위별 현황

■ 2022년 보험료분위별 보험료 ... 1분위(5% 저소득층) 월 평균보험료 2만 810원,  
20분위(5% 고소득층) 월 평균보험료 52만 2,664원

구 분	세대수(세대)	최대보험료(원)	평균보험료(원)	적용인구(명)
계	28,071,854	3,653,550	121,726	49,981,883
1분위	1,403,592	35,820	20,810	1,966,360
2분위	1,403,593	52,560	34,018	1,977,080
3분위	1,403,593	64,210	44,655	2,135,146
4분위	1,403,592	67,420	49,548	2,032,553
5분위	1,403,593	70,240	51,644	1,993,888
6분위	1,403,593	75,600	55,090	2,247,753
7분위	1,403,592	80,730	59,124	1,968,699
8분위	1,403,593	87,370	63,145	1,878,623
9분위	1,403,593	93,620	68,180	2,120,583
10분위	1,403,593	101,350	76,466	2,229,202
11분위	1,403,592	108,500	85,356	2,265,617
12분위	1,403,593	118,830	95,026	2,367,383
13분위	1,403,593	130,930	108,089	2,544,167
14분위	1,403,592	145,040	123,662	2,638,822
15분위	1,403,593	162,640	141,349	2,809,661
16분위	1,403,593	183,480	159,083	2,861,920
17분위	1,403,592	211,590	184,601	3,212,847
18분위	1,403,593	250,160	219,158	3,444,550
19분위	1,403,593	322,010	272,860	3,576,940
20분위	1,403,593	3,653,550	522,664	3,710,089

- 주) 1. 연도 말 기준  
2. 직장은 산정보험료 기준이며, 지역은 부과보험료 기준  
3. 직장보험료는 임의계속가입자 및 소득월액보험료 제외

### 2022년 보험료분위별 평균보험료 현황



## 07 1인당 연간 보험료 및 연간 급여비 현황

### ▣ 2022년 건강보험 적용대상자 1인당 연간 보험료 1,493,677원

(단위 : 원)

구분	2018년	2019년	2020년	2021년	2022년
1인당 연간 보험료	1,056,782	1,154,212	1,228,802	1,352,083	1,493,677
1인당 연간 급여비	1,238,582	1,346,744	1,385,612	1,492,698	1,623,967

주) 1. 결산기준

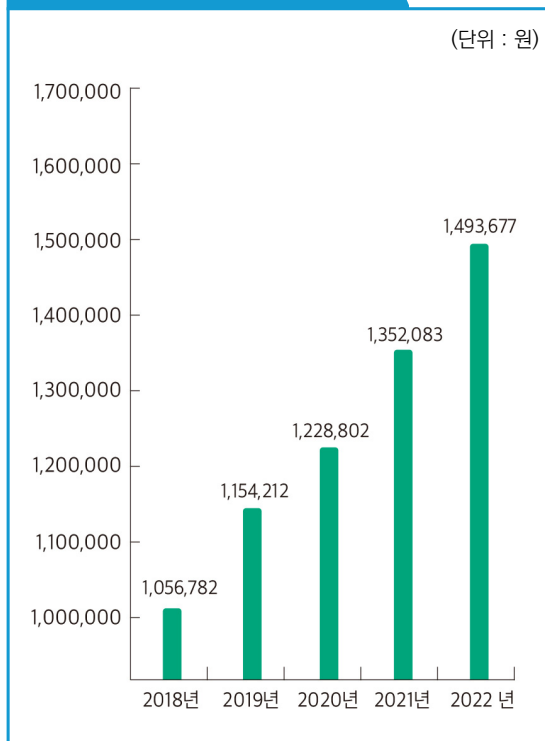
2. 1인당 연간보험료는 개인 및 사용자가 부담한 보험료 기준

3. 1인당 연간 보험료 = 연간 보험료(국고지원금, 담배부담금 제외) / 연평균 건강보험적용인구,

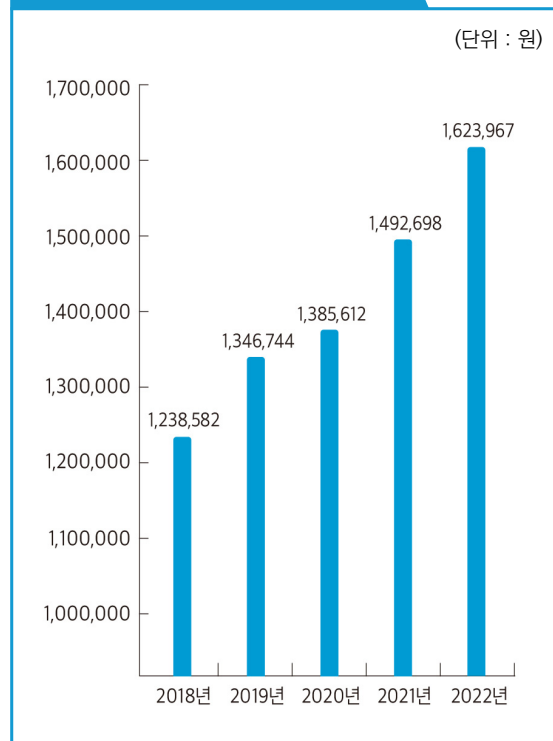
1인당 연간 급여비 = 연간 보험급여비 / 연평균 건강보험적용인구

※ 2022년도 연평균 건강보험적용인구 : 51,396,852명

연도별 1인당 연간 보험료 추이



연도별 1인당 연간 급여비 추이



## 08 연도별 보험급여비 현황

▣ 2022년 보험급여비는 83조 4,668억원이며, 세대당 연간 보험급여비는 295만 원

구 분	2018년	2019년	2020년	2021년	2022년
보험급여비 (억 원)	631,683	689,966	711,652	767,134	834,668
세대당 연간 보험급여비 (원)	2,531,670	2,727,087	2,669,049	2,797,222	2,953,530

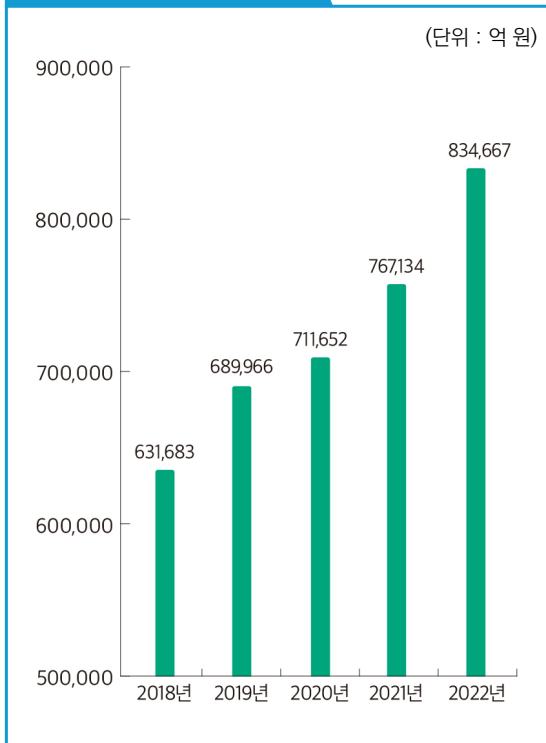
주) 1. 결산기준

2. 보험급여비: 현물급여비(요양급여비, 건강검진비) ⊕ 현금급여비(임출산진료비, 요양비 등) (본문 II-1표 참고)

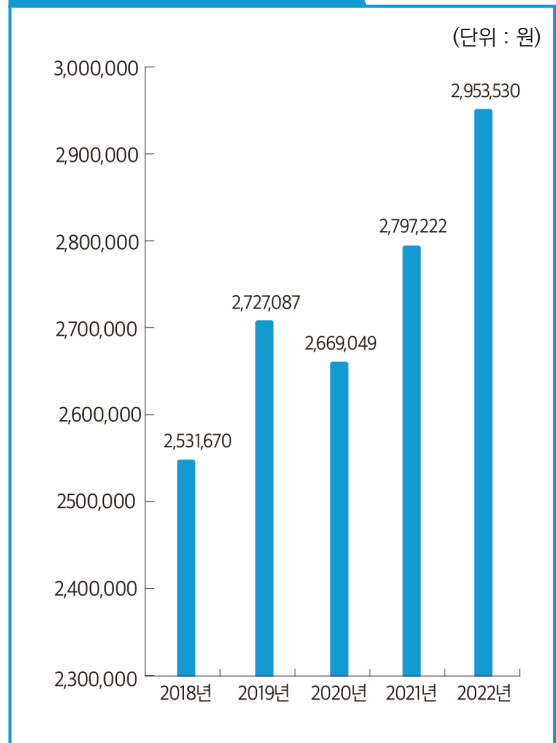
3. 세대당 연간보험급여비 = 보험급여비/연평균 세대수

※ 2022년도 연평균 세대수 : 28,260,011세대

연도별 보험급여비



세대당 연간 보험급여비



## 09 입내원일수 현황

### ▣ 2022년 1인당 월평균 입내원일수 1.74일 ... 전년 대비 10.1% 증가

- 입내원 1일당 진료비 98,454원 ... 전년 대비 0.2% 증가
- 1인당 월평균 진료비 171,636원 ... 전년 대비 10.9% 증가

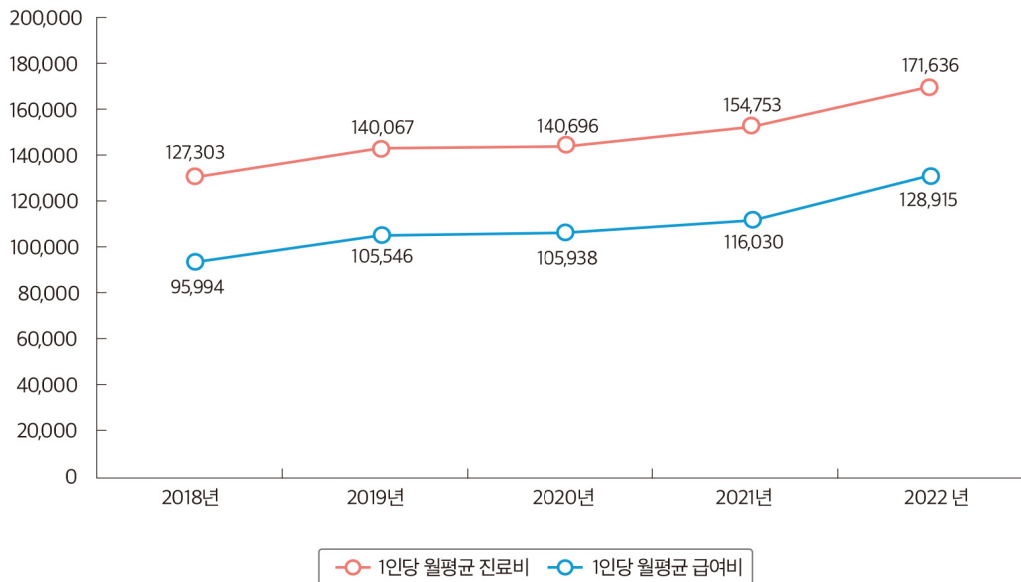
(단위 : 원, 일)

구 분		2018년	2019년	2020년	2021년	2022년
입내원 1일당	진료비	74,084	80,461	92,389	98,255	98,454
	급여비	55,864	60,630	69,565	73,669	73,948
1인당 월평균	입내원일수	1.72	1.74	1.52	1.58	1.74
	진료비	127,303	140,067	140,696	154,753	171,636
	급여비	95,994	105,546	105,938	116,030	128,915

- 주) 1. 진료일 기준, 입내원일수는 약국의 처방조제 제외  
 2. 1인당 월평균 입내원일수 = 입내원일수 / 연평균 건강보험적용인구 / 해당 개월 수  
 ※ 2022년도 연평균 건강보험적용인구 : 51,396,852명

### 연도별 1인당 월평균 진료비 및 급여비 추이

(단위 : 원)



## 10 연도별 진료현황

■ 2022년 건강보험 진료비는 105조 8,586억 원, 전년대비 10.9% 증가하였고,  
급여비 79조 5,099억 원, 전년대비 11.1% 증가

(단위 : 억 원, %)

구 분	2018년	2019년	2020년	2021년	2022년
진료비 (전년대비 증감률)	779,104 (10.1)	861,110 (10.5)	867,139 (0.7)	954,376 (10.1)	1,058,586 (10.9)
급여비 (전년대비 증감률)	587,489 (10.9)	648,881 (10.4)	652,916 (0.6)	715,569 (9.6)	795,099 (11.1)

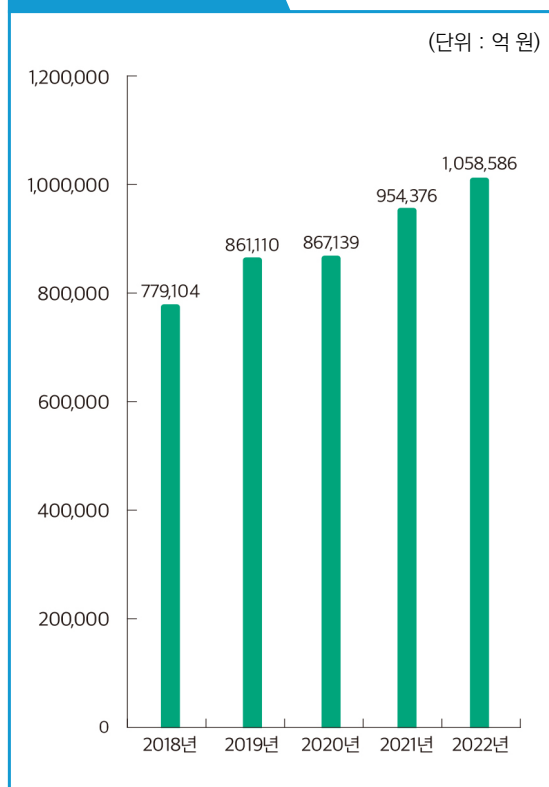
주) 1. 진료일 기준

2. 건강보험 진료현황(의료급여 및 비급여 제외)

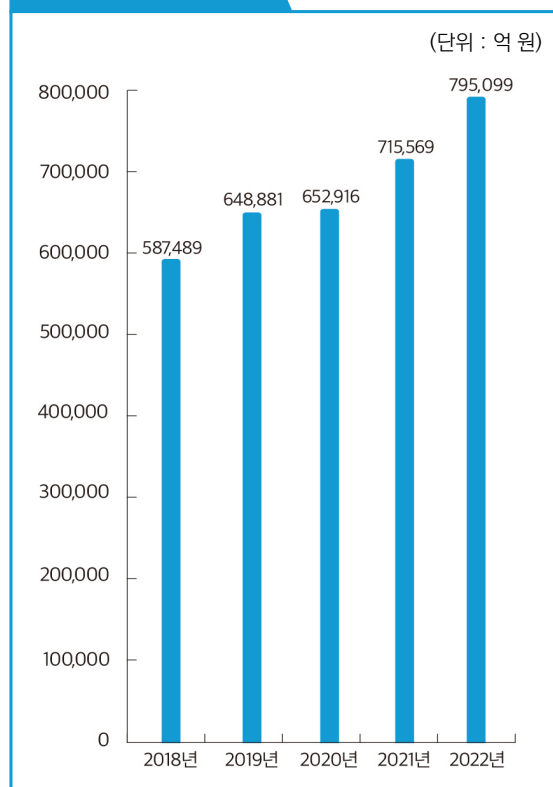
3. 진료비: 요양기관에서 건강보험환자 진료에 소요된 비용으로 공단부담금과 본인부담금을 합한 금액이며, 요양기관에서 청구한 진료비 중 심사결정된 진료비

4. 급여비(공단부담금, 보험자부담금): 심사결정된 진료비 중 법이 정한 본인부담금을 제외하고 보험자(공단)가 요양기관에 지급한 금액, 보험급여비의 현물급여 중 요양급여비에 해당

연도별 진료비



연도별 급여비



## 11 연도별 진료비 크기별 현황

■ 2022년 연간 1인당 진료비 500만원 초과 진료실인원수는 392만 4천 명으로 8.0%를 점유하였고, 진료비는 53조 3,137억 원으로 50.4%를 점유

(단위 : 천 명, 억 원)

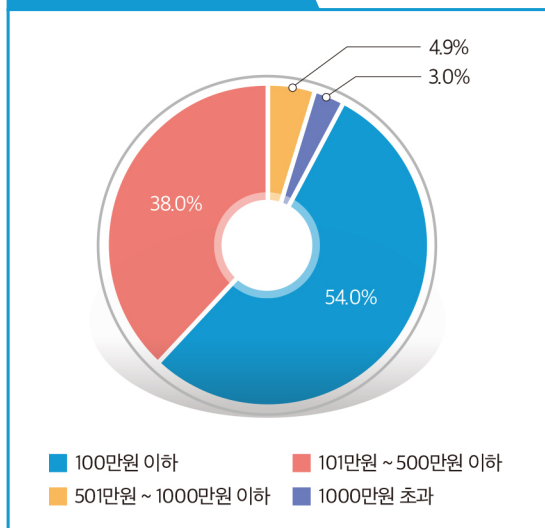
구 분	2021년				2022년			
	진료실인원수(비율)		진료비(비율)		진료실인원수(비율)		진료비(비율)	
계	47,786	100%	954,376	100%	49,213	100%	1,058,586	100%
100만 원 이하	28,043	58.7%	110,135	11.5%	26,585	54.0%	116,064	11.0%
101만 원 ~ 300만 원 이하	12,755	26.7%	222,679	23.3%	14,736	29.9%	257,363	24.3%
301만 원 ~ 500만 원 이하	3,469	7.3%	132,912	13.9%	3,968	8.1%	152,022	14.4%
501만 원 ~ 1000만 원 이하	2,130	4.5%	144,112	15.1%	2,436	4.9%	164,530	15.5%
1001만 원 ~ 2000만 원 이하	772	1.6%	106,018	11.1%	845	1.7%	115,921	11.0%
2001만 원 ~ 3000만 원 이하	261	0.5%	64,706	6.8%	263	0.5%	64,504	6.1%
3001만 원 ~ 4000만 원 이하	185	0.4%	63,021	6.6%	195	0.4%	66,445	6.3%
4001만 원 ~ 5000만 원 이하	69	0.1%	30,825	3.2%	76	0.2%	33,683	3.2%
5001만 원 ~ 1억 원 이하	83	0.2%	55,050	5.8%	91	0.2%	60,342	5.7%
1억 원 초과	16	0.0%	24,918	2.6%	18	0.0%	27,711	2.6%

주) 1. 진료일 기준

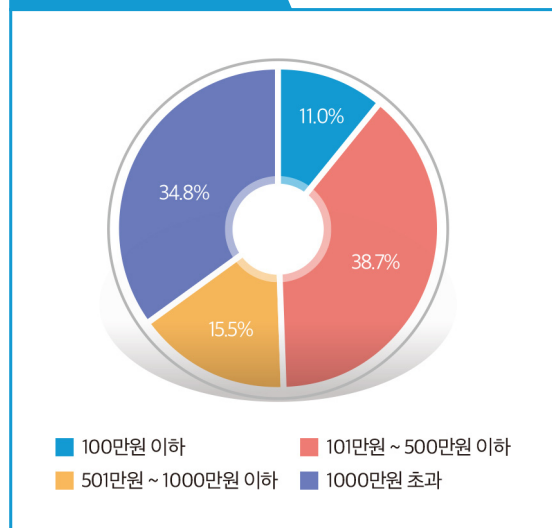
2. 건강보험 진료현황(의료급여 및 비급여 제외)

3. 진료비: 요양기관에서 건강보험환자 진료에 소요된 비용으로 공단부담금과 본인부담금을 합한 금액이며, 요양기관에서 청구한 진료비 중 심사결정된 진료비

진료인원 구성비



진료비 구성비



## 12 노인(65세 이상) 노인진료비 현황

■ 2022년 65세 이상 노인 건강보험 적용인구는 875만 명으로 전체대상자의 17.0%

● 2022년 노인진료비는 45조 7,647억 원으로 2018년 대비 1.4배 증가

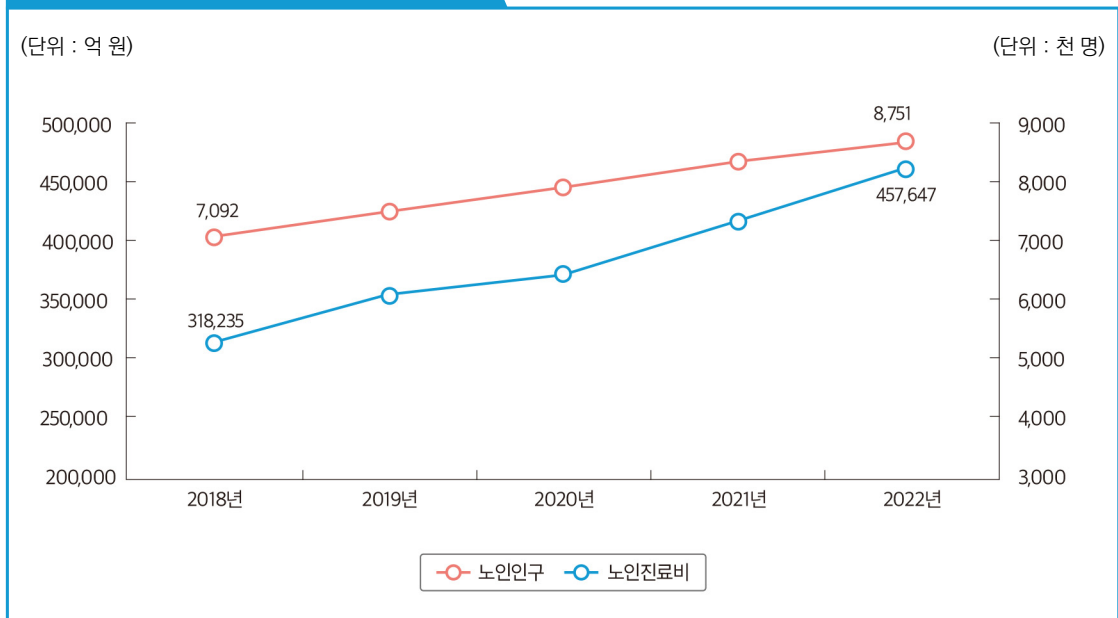
구분	2018년	2019년	2020년	2021년	2022년
전체 건강보험 적용인구(천 명)	51,072	51,391	51,345	51,412	51,410
65세 이상 건강보험 적용인구(천 명)(비율, %)	7,092 (13.9)	7,463 (14.5)	7,904 (15.4)	8,320 (16.2)	8,751 (17.0)
65세 이상 진료비 (억 원)(증가율, %)	318,235 (12.4)	357,925 (12.5)	376,135 (5.1)	413,829 (10.0)	457,647 (10.6)
노인 1인당 연평균 진료비 (천 원)	4,568	4,910	4,870	5,085	5,347
전체 1인당 연평균 진료비 (천 원)	1,528	1,681	1,688	1,857	2,060

주) 1. 진료일 기준, 적용인구는 연도말 기준

2. 노인 1인당 연평균 진료비 = 65세이상 진료비/65세이상 연평균 적용인구(8,558,395명)

3. 전체 1인당 연평균 진료비 = 전체 진료비/연평균 적용인구(51,396,852명)

### 연도별 노인(65세 이상) 진료비 현황



## 13 연도별 진료비 심사실적

### ■ 2022년 진료비는 102조 9,770억원으로, 전년 대비 10.14% 증가

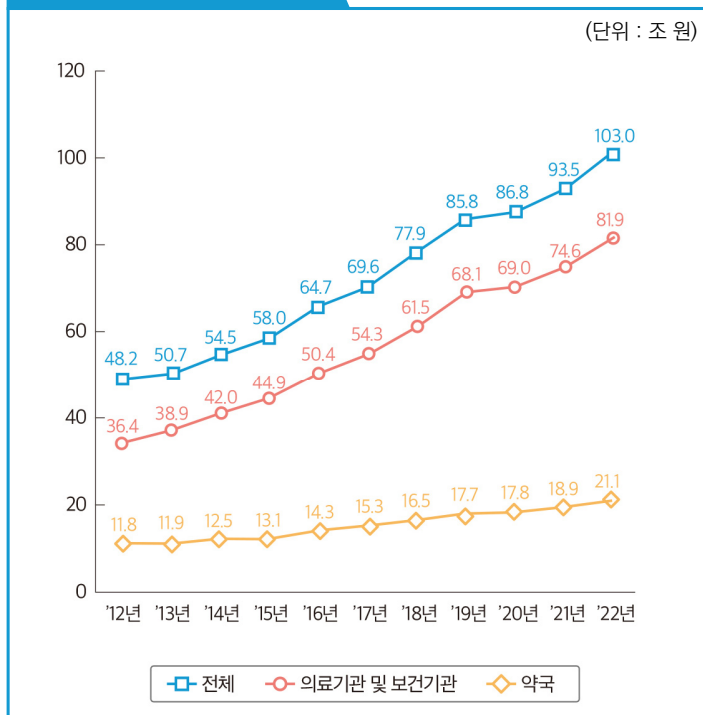
- 입원 진료비는 34조 9,059억원으로 전년 대비 0.63% 증가
- 외래 진료비는 46조 9,518억원으로 전년 대비 17.51% 증가
- 약국 진료비는 21조 1,194억원으로 전년 대비 12.01% 증가

(단위 : 억 원, %)

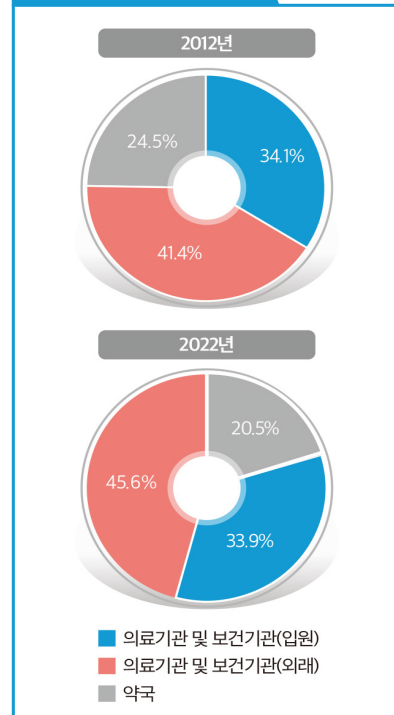
구분	총계	의료기관 및 보건기관			약국
		소계	입원	외래	
2012년	482,349	364,094	164,391	199,703	118,255
2021년	934,984	746,434	346,873	399,561	188,550
<b>2022년</b>	<b>1,029,770</b>	<b>818,576</b>	<b>349,059</b>	<b>469,518</b>	<b>211,194</b>
증감률	전년대비	10.14	0.63	17.51	12.01
	연평균	7.88	8.44	7.82	8.92

주) 심사일 기준(건강보험심사평가원 심사결정 자료)

### 연도별 진료비 구성비



### 진료비 구성비





## 14 요양기관 종별 진료비 심사실적

### ▣ 2022년 의료기관 및 보건기관 중 진료비가 많은 종별은 의원, 종합병원, 상급종합병원 순

- 의원 '21년 18조 7,710억원 → '22년 23조 1,199억원 (23.17% 증가)
- 종합병원 '21년 16조 788억원 → '22년 17조 3,572억원 (7.95% 증가)
- 상급종합병원 '21년 16조 9,903억원 → '22년 17조 3,013억원 (1.83% 증가)

(단위 : 억 원, %)

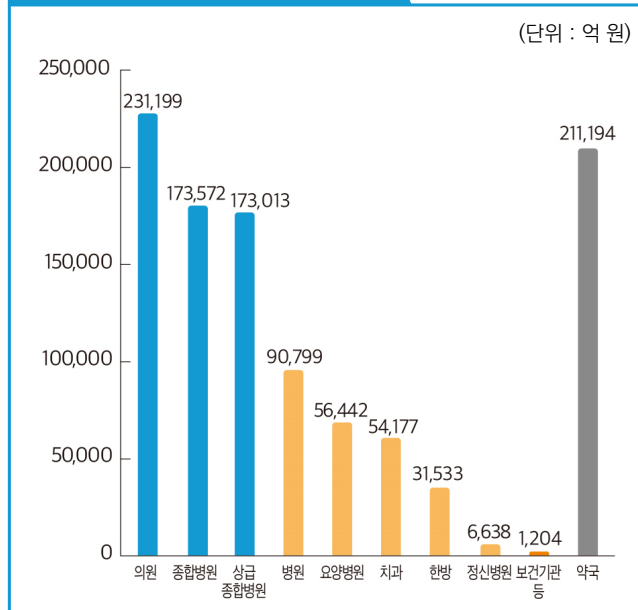
구분		계	의료기관 및 보건기관									약국	
			소계	상급 종합병원	종합 병원	병원	요양 병원	정신 병원	의원	치과	한방		보건기관 등
2012년		482,349	364,094	76,225	71,509	48,153	26,148	-	104,855	16,029	19,410	1,766	118,255
2021년		934,984	746,434	169,903	160,788	82,375	57,205	4,500	187,710	52,098	30,622	1,233	188,550
2022년		1,029,770	818,576	173,013	173,572	90,799	56,442	6,638	231,199	54,177	31,533	1,204	211,194
증감률	전년대비	10.14	9.66	1.83	7.95	10.23	-1.33	47.51	23.17	3.99	2.97	-2.35	12.01
	연평균	7.88	8.44	8.54	9.27	6.55	8.00	-	8.23	12.95	4.97	-3.76	5.97

주) 1. 심사일 기준(건강보험심사평가원 심사결정 자료)

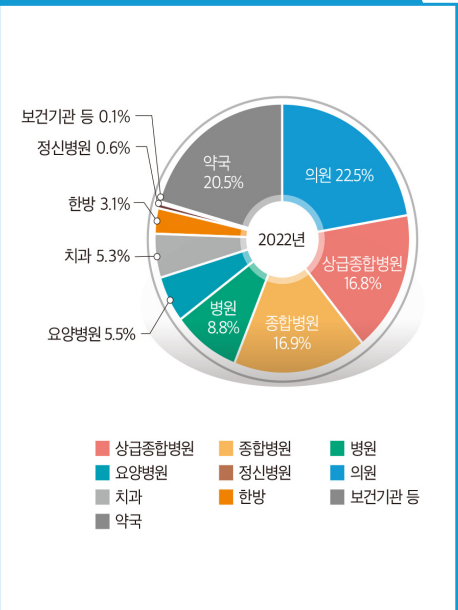
2. 치과: 치과병원·치과의원, 한방: 한방병원·한의원, 보건기관 등: 조산원·보건의료원·보건소·보건지소·보건진료소

3. 「의료법」개정(제3조제2항제3호, 2021.3.5. 시행)에 따라 요양기관 종별 구분으로 정신병원 신설

### 2022년 요양기관 종별 진료비



### 2022년 요양기관 종별 진료비 구성비



## 15 요양기관 소재지별 진료비 심사실적

### □ 요양기관 소재지 기준, 2022년 진료비가 높은 지역은 서울, 경기, 부산 순

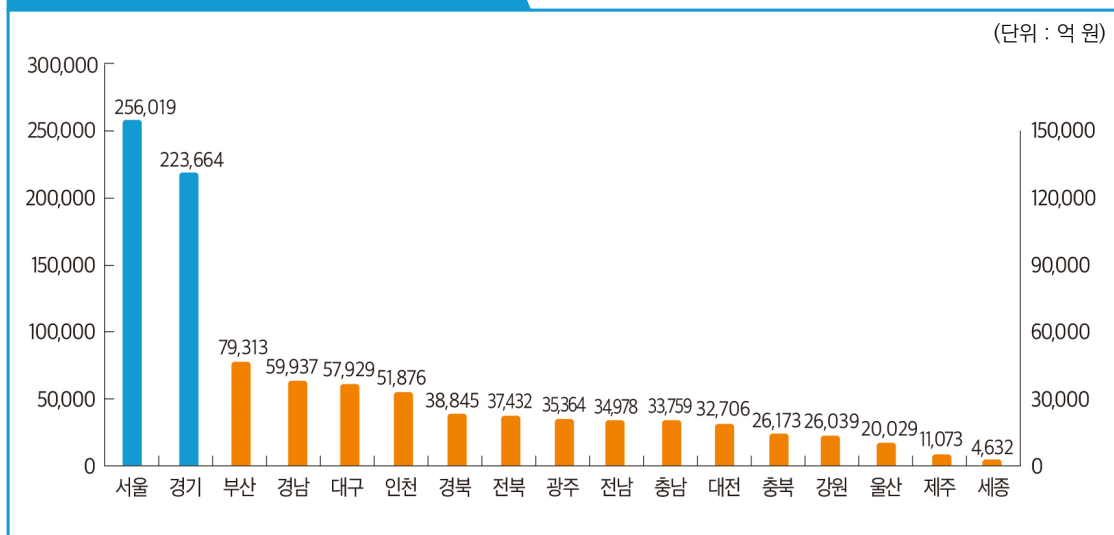
- 서울 '21년 23조 7,519억원 → '22년 25조 6,019억원 (7.79% 증가)
- 경기 '21년 19조 6,756억원 → '22년 22조 3,664억원 (13.68% 증가)
- 부산 '21년 7조 2,711억원 → '22년 7조 9,313억원 (9.08% 증가)

(단위 : 억 원, %)

구분	계	서울	부산	대구	인천	광주	대전	울산	세종
2012년	482,349	122,206	39,790	26,982	22,387	16,505	16,412	9,641	288
2021년	934,984	237,519	72,711	53,007	46,642	32,266	29,845	18,307	3,739
<b>2022년</b>	<b>1,029,770</b>	<b>256,019</b>	<b>79,313</b>	<b>57,929</b>	<b>51,876</b>	<b>35,364</b>	<b>32,706</b>	<b>20,029</b>	<b>4,632</b>
증감률	전년대비	10.14	7.79	9.08	9.29	11.22	9.60	9.59	9.41
	연평균	7.88	7.68	7.14	7.94	8.77	7.92	7.14	7.59
구분	경기	강원	충북	충남	전북	전남	경북	경남	제주
2012년	92,968	12,844	12,784	16,699	19,571	18,459	20,915	28,814	5,085
2021년	196,756	23,633	23,491	30,590	34,260	32,272	35,484	54,602	9,860
<b>2022년</b>	<b>223,664</b>	<b>26,039</b>	<b>26,173</b>	<b>33,759</b>	<b>37,432</b>	<b>34,978</b>	<b>38,845</b>	<b>59,937</b>	<b>11,073</b>
증감률	전년대비	13.68	10.18	11.42	10.36	9.26	8.38	9.47	9.77
	연평균	9.18	7.32	7.43	7.29	6.70	6.60	6.39	7.60

주) 심사일 기준(건강보험심사평가원 심사결정 자료)

### 2022년 요양기관 소재지별(시도별) 진료비



## 16 의원 표시과목별 진료비 심사실적

### ▣ 2022년 의원 진료비는 23조 1,199억원으로 전년 대비 23.17% 증가

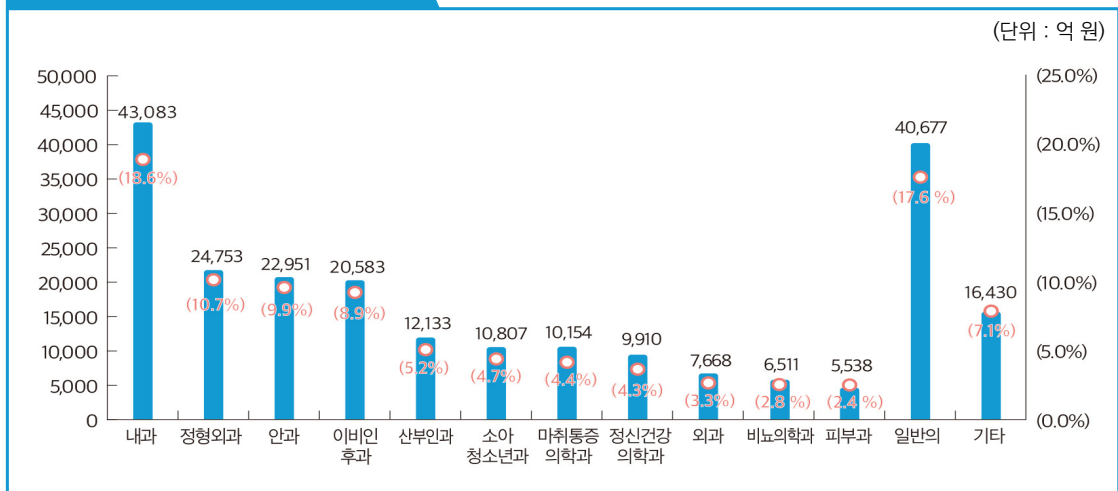
- 소아청소년과: '21년 5,134억 원 → '22년 1조 807억 원(110.52% 증가)
- 이비인후과: '21년 1조 1,142억 원 → '22년 2조 583억 원(84.73% 증가)
- 일반의: '21년 3조 2,507억 원 → '22년 4조 677억 원(25.13% 증가)

(단위 : 억 원, %)

구분	계	내과	정신건강의학과	외과	정형외과	마취통증의학과	산부인과
2012년	104,855	17,896	2,969	4,380	12,870	3,514	5,233
2021년	187,710	35,083	8,433	6,738	21,308	8,919	11,705
<b>2022년</b>	<b>231,199</b>	<b>43,083</b>	<b>9,910</b>	<b>7,668</b>	<b>24,753</b>	<b>10,154</b>	<b>12,133</b>
증감률	전년대비	23.17	17.51	13.80	16.17	13.85	3.66
	연평균	8.23	12.81	5.76	6.76	11.20	8.77
구분	소아청소년과	안과	이비인후과	피부과	비뇨의학과	일반의	기타
2012년	7,161	8,848	8,902	2,601	2,603	20,728	7,149
2021년	5,134	21,380	11,142	5,535	6,072	32,507	13,753
<b>2022년</b>	<b>10,807</b>	<b>22,951</b>	<b>20,583</b>	<b>5,538</b>	<b>6,511</b>	<b>40,677</b>	<b>16,430</b>
증감률	전년대비	110.52	7.34	84.73	0.05	7.23	19.46
	연평균	4.20	10.00	8.74	7.85	9.60	8.68

주) 1. 심사일 기준(건강보험심사평가원 심사결정 자료)  
2. 미표시 전문의는 일반의에 포함

### 2022년 의원 표시과목별 진료비



주) ( )는 의원 전체 요양급여비용 대비 해당 표시과목 요양급여비용의 구성비

## 17 처방일수별 요양기관 종별 원외처방횟수

### ▣ 2022년 원외처방횟수는 4억 9,618만 회로 전년 대비 15.88% 증가

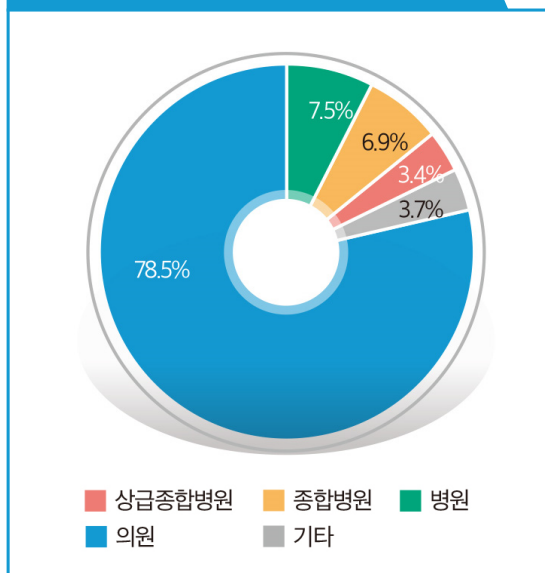
- 종별 원외처방횟수 구성비는 의원 78.46%, 병원 7.47%, 종합병원 6.93%, 상급종합병원 3.43% 순임
- 원외처방횟수가 많은 처방일수는 3일, 7일, 30일, 5일 순임

2022년 요양기관 종별 원외처방횟수										
구분	총계	상급 종합병원	종합병원	병원	요양병원	정신병원	의원	치과	한방	보건기관 등
원외처방횟수 (만 회)	49,618	1,702	3,440	3,705	106	24	38,929	1,584	14	113
구성비 (%)	100.00	3.43	6.93	7.47	0.21	0.05	78.46	3.19	0.03	0.23

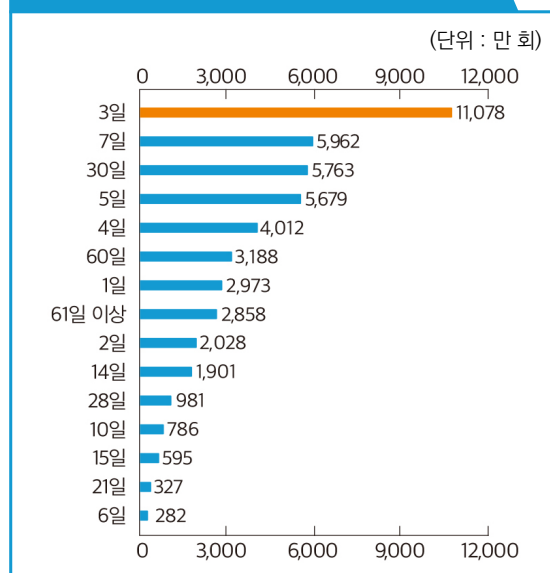
2022년 처방일수별 원외처방횟수								
구분	총계	1일	2일	3일	4일	5일	6일	7일
원외처방횟수 (만 회)	49,618	2,973	2,028	11,078	4,012	5,679	282	5,962
	10일	14일	15일	21일	28일	30일	60일	61일 이상
	786	1,901	595	327	981	5,763	3,188	2,858

주) 원외처방일수 상위 15개 처방일수

2022년 요양기관 종별 원외처방횟수 구성비



2022년 상위 15개 처방일수별 원외처방횟수



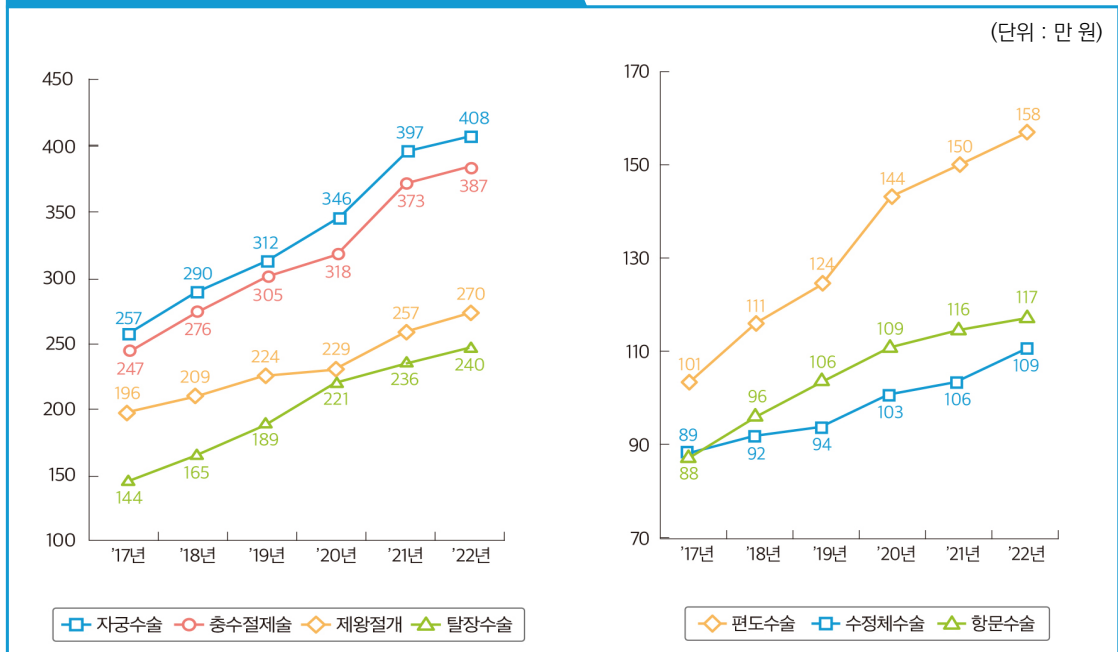
## 18 질병군 범주별(DRG) 진료비 심사실적

▣ 2022년 포괄수가(DRG) 진료비는 1조 9,356억 원이며, 수정체수술, 제왕절개, 자궁수술 순으로 높음

- 건당 입내원일수가 가장 많은 수술은 제왕절개로 6.13일
- 건당 진료비가 가장 높은 수술은 자궁수술로 408만 원

2022년								
구분	총계	수정체수술	편도수술	충수절제술	탈장수술	항문수술	자궁수술	제왕절개
진료비 (억 원)	19,356	7,365	208	1,778	582	2,671	3,040	3,712
건당 입내원일수 (일)	2.26	1.03	2.73	4.75	2.80	2.19	4.59	6.13
건당 진료비 (만 원)	161	109	158	387	240	117	408	270

### 연도별 질병군 범주별(DRG) 건당 진료비 추이



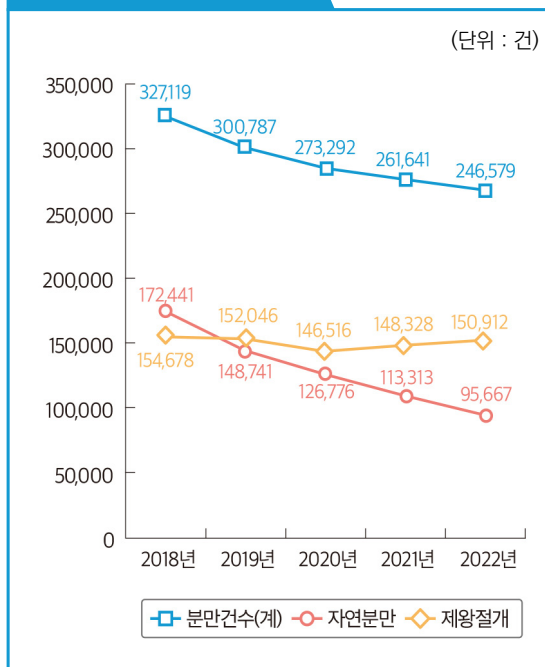
## 19 분만 진료비 심사실적

### 2022년 분만기관수는 474개소, 분만건수는 24만 6,579건

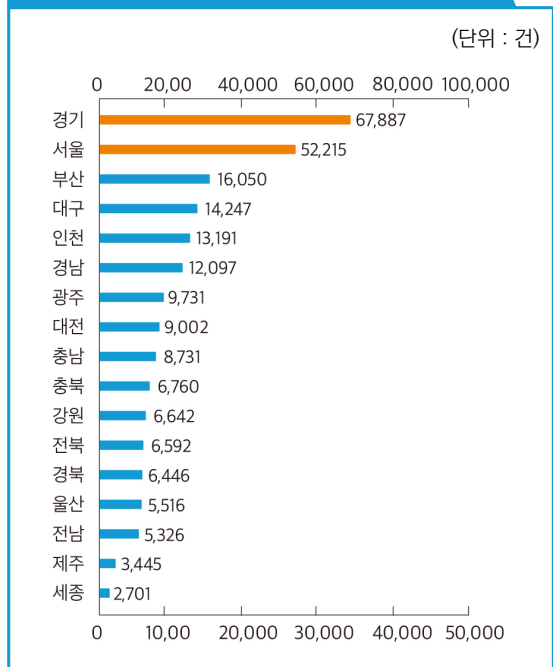
- 연령대별 분만건수는 30~39세에서 18만 3,654건(전체 중 74.48%)으로 가장 많음
- 시도별 분만건수는 경기 6만 7,887건, 서울 5만 2,215건, 부산 1만 6,050건 순으로 많음

2022년(요양기관 종별 현황)			2022년(연령대별 현황)	
구분	분만기관수 (개소)	분만건수 (건)	구분	분만건수 (건)
계	474	246,579	계	246,579
상급종합병원	44	23,411	19세 이하	351
종합병원	81	26,849	20~29세	46,965
병원	129	121,249	30~39세	183,654
의원	207	74,781	40~49세	15,603
조산원	13	289	50세 이상	6

### 연도별 분만건수 추이



### 2022년 요양기관 소재지별(시도별) 분만건수



## 20 약제 요양급여 적정성 평가

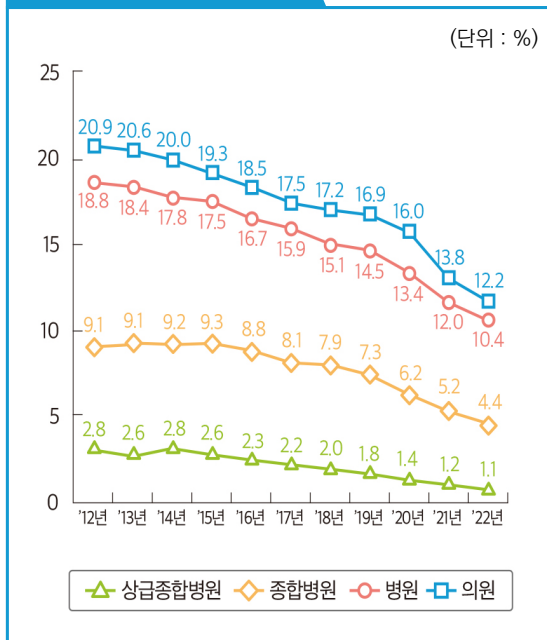
### ■ 2022년 약제 평가 결과 주사제 처방률 및 급성상기도감염 항생제 처방률 모두 감소 추세

- 2021년 대비 주사제 처방률 감소폭이 가장 큰 종별은 병원  
- 병원: '21년 12.01% → '22년 10.38%(1.63%p 감소)
- 2021년 대비 급성상기도감염 항생제 처방률 감소폭이 가장 큰 종별은 병원  
- 병원: '21년 45.04% → '22년 37.72%(7.32%p 감소)

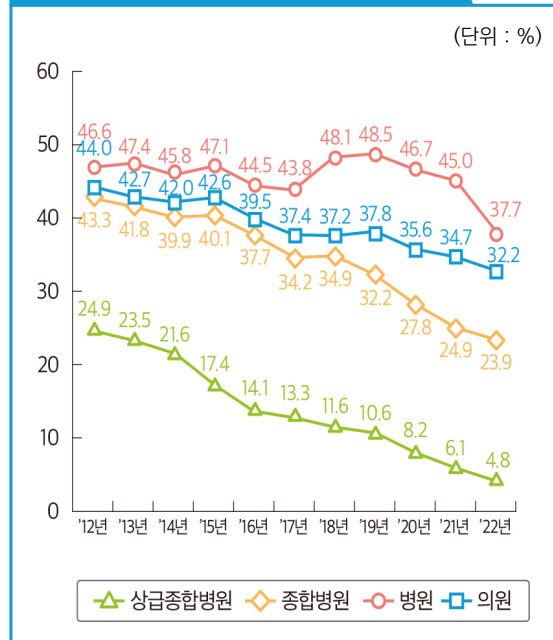
구분	주사제 처방률(%)				급성상기도감염 항생제 처방률(%)			
	상급 종합병원	종합병원	병원	의원	상급 종합병원	종합병원	병원	의원
2012년	2.83	9.06	18.83	20.91	24.86	43.28	46.58	43.98
2021년	1.20	5.20	12.01	13.76	6.07	24.87	45.04	34.67
<b>2022년</b>	<b>1.13</b>	<b>4.39</b>	<b>10.38</b>	<b>12.24</b>	<b>4.77</b>	<b>23.89</b>	<b>37.72</b>	<b>32.23</b>
증감 (전년대비, %p)	-0.07	-0.81	-1.63	-1.52	-1.30	-0.98	-7.32	-2.44

주) 2018년까지 4분기 평가결과 기준, 2019년부터 연간 평가결과 기준

#### 주사제 처방률 추이



#### 급성상기도감염 항생제 처방률 추이



주) 2018년까지 매년 4분기 평가결과 기준, 2019년부터 연간 평가결과 기준

## 21 질병통계 현황

▣ 2022년 만성질환(12개질환) 진료인원은 2,061만 명이며, 고혈압이 727만 명으로 가장 많았고, 관절염 514만 명, 정신 및 행동장애 398만 명, 당뇨병 369만 명, 신경계질환 343만 명, 간의 질환 195만 명 순으로 나타남

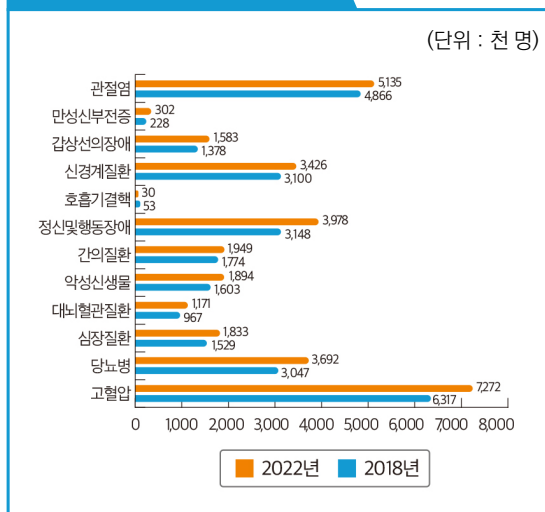
● 전년 대비 증가율이 높은 질병은

- 만성신부전증 (282천 명 → 302천 명) 7% 증가
- 정신 및 행동장애 (3,752천 명 → 3,978천 명) 6% 증가

구분	진료실인원수(천 명)					진료비(억 원)				
	2018년	2021년	2022년	전년 대비(%)	연평균 증가율(%)	2018년	2021년	2022년	전년 대비(%)	연평균 증가율(%)
계	18,029	20,095	20,616	2.6	3.4	312,904	393,472	408,220	3.7	6.9
고혈압	6,317	7,070	7,272	2.9	3.6	33,757	42,958	44,968	4.7	7.4
당뇨병	3,047	3,568	3,692	3.5	4.9	24,742	32,371	34,169	5.6	8.4
심장질환	1,529	1,785	1,833	2.7	4.6	26,224	34,512	36,784	6.6	8.8
대뇌혈관질환	967	1,115	1,171	5.1	4.9	28,020	35,765	36,369	1.7	6.7
약성신생물	1,603	1,820	1,894	4.1	4.3	75,110	97,398	101,330	4.0	7.8
간의 질환	1,774	1,993	1,949	-2.2	2.4	10,273	11,364	11,557	1.7	3.0
정신및행동장애	3,148	3,752	3,978	6.0	6.0	41,221	49,959	51,558	3.2	5.8
호흡기결핵	53	34	30	-11.5	-12.7	1,459	1,256	1,107	-11.9	-6.7
신경계질환	3,100	3,442	3,426	-0.5	2.5	25,586	30,645	30,194	-1.5	4.2
갑상선의 장애	1,378	1,574	1,583	0.6	3.5	3,405	4,404	4,634	5.2	8.0
만성신부전증	228	282	302	7.0	7.3	19,514	23,997	25,137	4.8	6.5
관절염	4,866	5,010	5,135	2.5	1.4	23,593	28,842	30,413	5.4	6.6

주) 진료일 기준, 건강보험 진료현황(의료급여 및 비급여 제외), 진료실인원수는 약국 제외, 진료비는 약국 포함

### 주요 만성질환 진료인원



### 12개 만성질환의 산출기준

항목	상병코드 및 명칭	
만성질환	I10-I13, I15	고혈압
	E10-E14	당뇨병
	I05-I09, I20-I27, I30-I52	심장질환
	I60-I69	대뇌혈관질환
	C00-C97, D00-D09, D32-D33, D37-D48	약성신생물
	B18-B19, K70-K77	간의질환
	F00-F99, G40-G41	정신 및 행동장애
	A15-A16, A19	호흡기결핵
	G00-G37, G43-G83	신경계질환
	E00-E07	갑상선의장애
	N18	만성신부전증
	M00-M09, M11-M19, M45	관절염

주) 한의 제외



## 22 중증질환 산정특례 진료현황

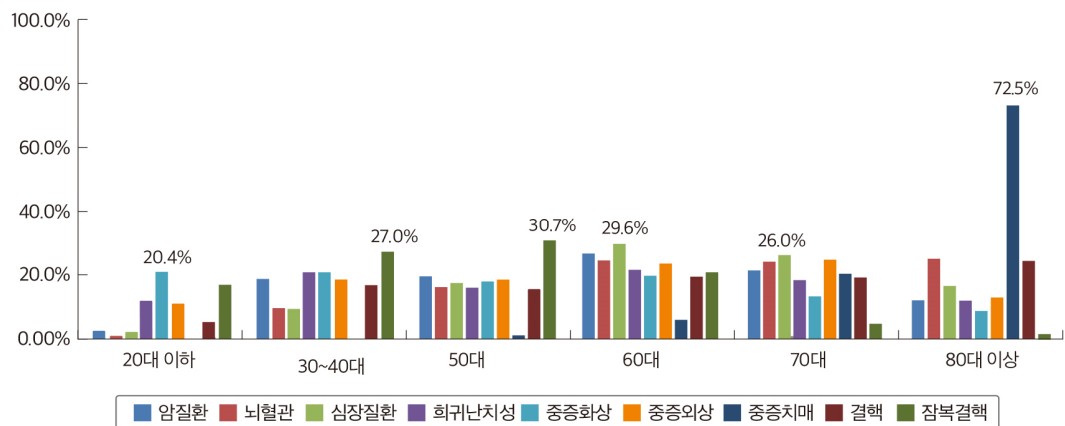
### ▣ 2022년 중증질환 산정특례 진료현황 … 전체 진료인원 257만 명

● 암질환 137만 명, 희귀난치성 98만 6천 명, 심장질환 11만 명, 뇌혈관 7만 명, 중증치매 6만 3천 명, 잠복결핵 3만 4천 명, 결핵 2만 9천 명, 중증외상 4천 명, 중증화상 3천 명 순으로 나타남

(단위: 명, %)

	구분	계	20대 이하	30대	40대	50대	60대	70대	80대 이상
진료 실 인 원 수	계	2,569,669	155,483	169,051	311,555	465,147	619,618	500,317	348,498
	암질환	1,370,510	32,482	78,031	177,065	269,765	363,283	285,852	164,032
	뇌혈관	70,364	777	1,669	4,998	11,196	17,380	16,942	17,402
	심장질환	109,832	2,306	2,431	7,459	18,753	32,549	28,543	17,791
	희귀난치성	985,843	113,916	84,304	118,714	161,477	213,468	176,747	117,217
	중증화상	2,675	545	225	322	481	511	357	234
	중증외상	4,409	488	331	477	810	1,032	714	557
	중증치매	62,677	1	4	33	733	3,843	12,609	45,454
	결핵	28,567	1,521	2,035	2,739	4,373	5,381	5,532	6,986
	잠복결핵	33,639	5,586	2,837	6,245	10,319	7,005	1,415	232
구 성 비	계	100.0	6.1	6.6	12.1	18.1	24.0	19.5	13.6
	암질환	100.0	2.4	5.7	12.9	19.7	26.4	20.9	12.0
	뇌혈관	100.0	1.1	2.4	7.1	15.9	24.7	24.1	24.7
	심장질환	100.0	2.1	2.2	6.8	17.1	29.6	26.0	16.2
	희귀난치성	100.0	11.6	8.6	12.0	16.4	21.6	17.9	11.9
	중증화상	100.0	20.4	8.4	12.0	18.0	19.2	13.3	8.7
	중증외상	100.0	11.1	7.5	10.8	18.4	23.4	16.2	12.6
	중증치매	100.0	0.0	0.0	0.1	1.2	6.1	20.1	72.5
	결핵	100.0	5.3	7.1	9.6	15.3	18.8	19.4	24.5
	잠복결핵	100.0	16.6	8.4	18.6	30.7	20.8	4.2	0.7

### 2022년 중증질환 산정특례 진료현황 점유율







# 제 I 편

## 건강보험 일반 현황

General Statistich in Health Insurance



## 제1장

Beneficiaries of Health Insurance

# 적용인구



제I-1표  
Table I-1

연도별 보험자수 현황  
Number of Insurers by Year

(단위 : 개)  
Unit : Each

구 분 Division	1990	2000	2010	2011	2012	2013	2014	2015	2016	2017	2018	2019	2020	2021	2022
계 Total	409	1	1	1	1	1	1	1	1	1	1	1	1	1	1
국민건강 보험공단 N.H.I.S	- 1(235)	1(178)	1(178)	1(178)	1(178)	1(178)	1(178)	1(178)	1(178)	1(178)	1(178)	1(178)	1(178)	1(178)	1(178)
지역본부 Regional Headquarters	- (6)	(6)	(6)	(6)	(6)	(6)	(6)	(6)	(6)	(6)	(6)	(6)	(6)	(6)	(6)
지사 Branch Offices	- (223)	(178)	(178)	(178)	(178)	(178)	(178)	(6)	(178)	(178)	(178)	(178)	(178)	(178)	(178)
출장소 (민원센터) Liaison Offices	- (12)	(54)	(54)	(54)	(54)	(54)	(54)	(178)	(54)	(54)	(54)	(54)	(54)	(54)	(54)
국민의료보험 관리공단 N.H.I.S	-	-	-	-	-	-	-	-	-	-	-	-	-	-	-
지사 Regional Offices	-	-	-	-	-	-	-	-	-	-	-	-	-	-	-
민원실 Service Support Offices	-	-	-	-	-	-	-	-	-	-	-	-	-	-	-
공·교공단 K.M.I.S	1	-	-	-	-	-	-	-	-	-	-	-	-	-	-
지역 S.E	254	-	-	-	-	-	-	-	-	-	-	-	-	-	-
군지역 Rural	137	-	-	-	-	-	-	-	-	-	-	-	-	-	-
도시지역 Urban	117	-	-	-	-	-	-	-	-	-	-	-	-	-	-
직장 I.W	154	-	-	-	-	-	-	-	-	-	-	-	-	-	-
공동 District	83	-	-	-	-	-	-	-	-	-	-	-	-	-	-
단독 Individual	71	-	-	-	-	-	-	-	-	-	-	-	-	-	-
직종 O.M.I	-	-	-	-	-	-	-	-	-	-	-	-	-	-	-
임의 V.M.I	-	-	-	-	-	-	-	-	-	-	-	-	-	-	-

주 : 1) 직종 및 임의지역 의료보험조합은 '89.6.30 일자로 해산

2) 공·교의료보험관리공단과 지역의료보험조합이 '98.10.1 일 통합

3) 국민의료보험관리공단과 직장의료보험조합이 2000.7.1 일 통합

Note : 1) Societies of O.M.I & V.M.I are dissolved on 30 June.1989

2) K.M.I.C & S.Eare integrated on 1 October.1998

3) N.H.I.C & I.W are integrated on 1 July. 2000

제 I-2표  
Table I-2

연도별 의료보장  
Beneficiaries of Health Insurance

구 분 Division				1990	2000	2010	2011	2012	
의료보장 Medical Security				44,110,412	47,465,758	50,581,191	50,908,646	51,169,141	
건 보	계 Total			40,180,023	45,895,749	48,906,795	49,299,165	49,662,097	
	직 장 소 계 I.W. Sub-Total	소 계 Sub-Total		20,758,592	22,403,872	32,383,526	33,256,574	34,106,034	
		가 입 자 Insured		6,511,164	7,267,972	12,763,729	13,396,713	13,990,644	
		피부양자 Dependants		14,247,428	15,135,900	19,619,797	19,859,861	20,115,390	
		- 근 로 자 C. E.	소 계 Sub-Total		16,155,231	17,577,672	27,746,938	28,649,521	29,526,657
	가 입 자 Insured		5,297,570	5,891,004	11,189,387	11,809,642	12,388,338		
	피부양자 Dependants		10,857,661	11,686,668	16,557,551	16,839,879	17,138,319		
	- 공 · 교 G. & T.		소 계 Sub-Total		4,603,361	4,826,200	4,636,588	4,607,053	4,579,377
		가 입 자 Insured		1,213,594	1,376,968	1,574,342	1,587,071	1,602,306	
		피부양자 Dependants		3,389,767	3,449,232	3,062,246	3,019,982	2,977,071	
		지 역 S.E	소 계	가 입 자 Insured	19,421,431	23,491,877	16,523,269	16,042,591	15,556,063
	S.T		(세 대 수) (Households)	5,616,344	8,215,282	7,940,227	7,901,928	7,834,587	
	군지역		가 입 자 Insured	6,179,600	3,286,043	1,791,296	1,761,119	1,713,452	
	Rural		(세 대 수) (Households)	1,659,061	1,144,395	886,246	896,719	913,375	
	도 시		가 입 자 Insured	13,241,831	20,205,834	14,731,973	14,281,472	13,842,611	
	Urban		(세 대 수) (Households)	3,957,283	7,070,887	7,053,981	7,005,209	6,921,212	
	Health Insurance	직 종 O. M. I.	소 계 Sub-Total	-	-	-	-	-	
			가 입 자 Insured	-	-	-	-	-	
			피부양자 Dependants	-	-	-	-	-	
		임 의 V. M. I.	가 입 자 Insured	-	-	-	-	-	
(세 대 수) (Households)	-		-	-	-	-			
의료급여 Medical Aid	계 Total			3,930,389	1,570,009	1,674,396	1,609,481	1,507,044	
	1 종 Class1				695,000	810,684	1,071,686	1,087,268	1,058,223
	2 종 Class2				1,958,920	759,325	602,710	522,213	448,821
	부조 Medical Assistant				1,276,469	-	-	-	-

주 : 연도말 기준, '90 년 의료급여는 보건복지부 책정기준



# 적용인구 현황

& Medical Aid by Year

(단위 : 명, 세대)  
Unit : Person, Households

2013	2014	2015	2016	2017	2018	2019	2020	2021	2022
<b>51,448,491</b>	<b>51,757,146</b>	<b>52,034,424</b>	<b>52,272,755</b>	<b>52,426,625</b>	<b>52,556,653</b>	<b>52,880,293</b>	<b>52,870,968</b>	<b>52,928,662</b>	<b>52,932,270</b>
49,989,620	50,316,384	50,490,157	50,763,283	50,940,885	51,071,982	51,391,447	51,344,938	51,412,137	51,409,978
35,005,695	35,601,802	36,224,766	36,674,739	36,898,912	36,989,716	37,227,477	37,149,795	37,179,823	36,632,790
14,606,113	15,140,804	15,760,157	16,337,524	16,829,663	17,479,465	18,123,124	18,542,657	19,089,710	19,593,873
20,399,582	20,460,998	20,464,609	20,337,215	20,069,249	19,510,251	19,104,353	18,607,138	18,090,113	17,038,917
30,453,514	31,433,781	32,095,368	32,573,532	32,841,731	33,031,759	33,308,709	33,291,464	33,369,875	32,957,531
12,991,261	13,659,796	14,265,735	14,822,974	15,301,653	15,922,380	16,530,132	16,923,451	17,436,976	17,911,411
17,462,253	17,773,985	17,829,633	17,750,558	17,540,078	17,109,379	16,778,577	16,368,013	15,932,899	15,046,120
4,552,181	4,168,021	4,129,398	4,101,207	4,057,181	3,957,957	3,918,768	3,858,331	3,809,948	3,675,259
1,614,852	1,481,008	1,494,422	1,514,550	1,528,010	1,557,085	1,592,992	1,619,206	1,652,734	1,682,462
2,937,329	2,687,013	2,634,976	2,586,657	2,529,171	2,400,872	2,325,776	2,239,125	2,157,214	1,992,797
14,983,925	14,714,582	14,265,391	14,088,544	14,041,973	14,082,266	14,163,970	14,195,143	14,232,314	14,777,188
7,709,436	7,748,636	7,653,483	7,665,056	7,786,208	8,052,557	8,376,732	8,589,611	8,816,767	9,314,231
1,685,837	1,766,227	1,813,030	1,913,233	1,871,569	1,860,527	1,855,303	1,730,458	1,681,827	1,620,975
915,352	993,103	1,038,968	1,108,426	1,088,268	1,097,424	1,124,101	1,076,953	1,060,883	1,025,037
13,298,088	12,948,355	12,452,361	12,175,311	12,170,404	12,221,739	12,308,667	12,464,685	12,550,487	13,156,213
6,794,084	6,755,533	6,614,515	6,556,630	6,697,940	6,955,133	7,252,631	7,512,658	7,755,884	8,289,194
-	-	-	-	-	-	-	-	-	-
-	-	-	-	-	-	-	-	-	-
-	-	-	-	-	-	-	-	-	-
-	-	-	-	-	-	-	-	-	-
-	-	-	-	-	-	-	-	-	-
1,458,871	1,440,762	1,544,267	1,509,472	1,485,740	1,484,671	1,488,846	1,526,030	1,516,525	1,522,292
1,039,892	1,036,713	1,078,412	1,065,551	1,065,398	1,081,803	1,104,404	1,136,938	1,144,397	1,164,667
418,979	404,049	465,855	443,921	420,342	402,868	384,442	389,092	372,128	357,625
-	-	-	-	-	-	-	-	-	-

Note : As of the end of the Year, '90 Medical Assistant Population is as of estimate of Ministry of Health and Welfare

제 I-3표  
Table I-3

시도별 연령별 성별  
Beneficiaries by Province, Age and

구 분 Division		계 T	0 세 Age	1~4	5~9	10~14	15~19	20~24	25~29	30~34
계 남 여	T	52,932,270	247,258	1,205,368	2,128,637	2,372,733	2,364,496	3,066,636	3,650,889	3,507,490
	M	26,456,527	126,432	617,845	1,090,597	1,219,675	1,219,942	1,591,189	1,935,811	1,855,458
	F	26,475,743	120,826	587,523	1,038,040	1,153,058	1,144,554	1,475,447	1,715,078	1,652,032
서 울 남 여	Seoul	9,755,308	41,299	190,944	322,158	365,116	391,288	614,225	844,090	791,166
	M	4,724,462	21,182	98,769	164,726	187,529	199,130	283,022	403,463	395,030
	F	5,030,846	20,117	92,175	157,432	177,587	192,158	331,203	440,627	396,136
부 산 남 여	Busan	3,369,020	13,869	67,900	125,486	134,419	132,474	188,828	220,183	206,876
	M	1,648,313	7,103	34,808	64,388	69,032	68,175	96,524	114,474	107,758
	F	1,720,707	6,766	33,092	61,098	65,387	64,299	92,304	105,709	99,118
대 구 남 여	Daegu	2,399,163	10,082	51,603	96,880	106,995	111,373	145,424	157,942	145,487
	M	1,181,913	5,122	26,521	49,482	55,181	57,937	76,868	83,861	78,736
	F	1,217,250	4,960	25,082	47,398	51,814	53,436	68,556	74,081	66,751
인 천 남 여	Incheon	3,061,952	14,915	73,330	125,860	138,899	137,007	172,414	217,326	217,327
	M	1,536,096	7,570	37,717	64,374	71,272	70,303	89,407	114,185	114,578
	F	1,525,856	7,345	35,613	61,486	67,627	66,704	83,007	103,141	102,749
광 주 남 여	Gwangju	1,459,064	7,394	35,640	64,976	74,558	77,241	100,440	106,582	91,048
	M	722,426	3,811	18,175	33,335	38,484	40,086	52,222	56,055	47,506
	F	736,638	3,583	17,465	31,641	36,074	37,155	48,218	50,527	43,542
대 전 남 여	Daejeon	1,472,041	7,711	34,260	60,875	68,662	73,011	99,615	112,306	99,414
	M	734,302	3,982	17,573	31,290	35,442	37,742	50,938	59,702	53,089
	F	737,739	3,729	16,687	29,585	33,220	35,269	48,677	52,604	46,325
울 산 남 여	Ulsan	1,133,588	5,303	28,022	52,491	56,884	53,858	61,116	72,061	71,412
	M	583,923	2,693	14,268	27,099	29,571	28,448	34,387	41,275	39,570
	F	549,665	2,610	13,754	25,392	27,313	25,410	26,729	30,786	31,842
세 종 남 여	Sejong	391,185	3,110	15,943	27,077	27,598	21,548	18,381	21,517	28,802
	M	195,807	1,559	8,074	13,831	14,006	10,714	9,660	10,910	14,220
	F	195,378	1,551	7,869	13,246	13,592	10,834	8,721	10,607	14,582
경 기 남 여	Gyeonggi	14,112,941	75,276	361,245	624,420	681,114	656,579	818,509	997,370	1,002,575
	M	7,139,085	38,798	184,378	319,483	348,662	336,572	427,746	538,750	535,561
	F	6,973,856	36,478	176,867	304,937	332,452	320,007	390,763	458,620	467,014
강 원 남 여	Gangwon	1,558,971	7,262	33,686	55,401	64,768	67,749	87,152	88,953	82,313
	M	785,104	3,700	17,171	28,441	33,333	35,417	48,525	50,415	44,517
	F	773,867	3,562	16,515	26,960	31,435	32,332	38,627	38,538	37,796
충 북 남 여	Chungbuk	1,646,888	7,451	37,762	65,790	73,959	73,200	91,475	108,172	99,887
	M	842,079	3,821	19,402	33,507	38,097	38,148	50,128	62,427	56,536
	F	804,809	3,630	18,360	32,283	35,862	35,052	41,347	45,745	43,351
충 남 남 여	Chungnam	2,214,188	10,336	52,692	92,914	104,359	100,564	119,097	131,484	133,501
	M	1,139,241	5,255	27,004	47,555	53,873	52,186	64,999	75,608	74,915
	F	1,074,947	5,081	25,688	45,359	50,486	48,378	54,098	55,876	58,586
전 북 남 여	Jeonbuk	1,803,057	6,953	35,544	68,446	82,619	85,587	105,578	103,606	90,331
	M	898,833	3,388	18,146	35,242	42,530	44,311	57,118	56,826	48,078
	F	904,224	3,565	17,398	33,204	40,089	41,276	48,460	46,780	42,253
전 남 남 여	Jeonnam	1,854,960	7,726	39,154	68,512	81,041	81,193	96,819	99,765	87,665
	M	937,978	3,950	19,922	35,136	41,497	42,118	54,456	57,297	47,669
	F	916,982	3,776	19,232	33,376	39,544	39,075	42,363	42,468	39,996
경 북 남 여	Gyeongbuk	2,653,875	11,196	55,459	99,917	111,072	110,831	134,993	141,298	136,796
	M	1,342,465	5,715	28,535	51,372	57,744	58,541	76,192	81,987	76,443
	F	1,311,410	5,481	26,924	48,545	53,328	52,290	58,801	59,311	60,353
경 남 남 여	Gyeongnam	3,349,801	13,840	74,079	143,869	163,776	156,577	173,732	184,795	182,293
	M	1,694,423	6,958	38,077	74,117	84,418	82,137	97,929	105,284	100,180
	F	1,655,378	6,882	36,002	69,752	79,358	74,440	75,803	79,511	82,113
제 주 남 여	Jeju	696,268	3,535	18,105	33,565	36,894	34,416	38,838	43,439	40,597
	M	350,077	1,825	9,305	17,219	19,004	17,977	21,068	23,292	21,072
	F	346,191	1,710	8,800	16,346	17,890	16,439	17,770	20,147	19,525

주 : 연도말 기준

# 적용인구 현황(의료보장)

Gender (Health Insurance & Medical Aid)

(단위 : 명)  
Unit : Person

35~39	40~44	45~49	50~54	55~59	60~64	65~69	70~74	75~79	80~84	85 세 이상 and over
<b>3,471,311</b>	<b>4,156,685</b>	<b>4,156,491</b>	<b>4,681,503</b>	<b>4,208,728</b>	<b>4,336,996</b>	<b>3,258,847</b>	<b>2,233,982</b>	<b>1,622,894</b>	<b>1,307,094</b>	<b>954,232</b>
<b>1,795,411</b>	<b>2,130,262</b>	<b>2,109,330</b>	<b>2,375,967</b>	<b>2,122,331</b>	<b>2,147,996</b>	<b>1,580,069</b>	<b>1,047,719</b>	<b>711,705</b>	<b>504,639</b>	<b>274,149</b>
<b>1,675,900</b>	<b>2,026,423</b>	<b>2,047,161</b>	<b>2,305,536</b>	<b>2,086,397</b>	<b>2,189,000</b>	<b>1,678,778</b>	<b>1,186,263</b>	<b>911,189</b>	<b>802,455</b>	<b>680,083</b>
698,192	756,443	742,336	834,377	725,785	748,835	600,622	415,881	306,464	220,581	145,506
349,092	378,132	367,650	414,300	355,683	357,749	280,894	191,517	136,294	93,227	47,073
349,100	378,311	374,686	420,077	370,102	391,086	319,728	224,364	170,170	127,354	98,433
202,191	255,345	247,311	284,644	266,926	306,548	255,406	183,580	126,084	92,683	58,267
103,594	130,187	124,249	140,560	129,068	144,751	120,133	84,224	55,819	36,533	16,933
98,597	125,158	123,062	144,084	137,858	161,797	135,273	99,356	70,265	56,150	41,334
142,358	179,983	189,769	220,331	200,995	202,514	152,710	110,518	74,021	59,869	40,309
74,157	89,602	93,383	108,168	98,003	97,532	71,766	49,752	31,248	22,815	11,779
68,201	90,381	96,386	112,163	102,992	104,982	80,944	60,766	42,773	37,054	28,530
212,193	252,974	245,013	273,355	253,666	256,387	176,775	110,691	79,584	59,547	44,689
110,463	131,000	125,331	137,200	126,208	127,647	85,934	52,819	35,099	22,667	12,322
101,730	121,974	119,682	136,155	127,458	128,740	90,841	57,872	44,485	36,880	32,367
92,325	116,689	120,298	130,471	112,059	105,312	74,551	55,621	40,642	31,653	21,564
46,959	58,259	59,791	64,885	55,530	50,737	35,158	25,145	17,605	12,448	6,235
45,366	58,430	60,507	65,586	56,529	54,575	39,393	30,476	23,037	19,205	15,329
93,580	112,582	117,690	132,305	111,073	114,862	85,166	56,425	39,095	30,943	22,466
48,430	56,562	58,266	66,415	55,340	55,918	40,952	26,499	17,284	12,207	6,671
45,150	56,020	59,424	65,890	55,733	58,944	44,214	29,926	21,811	18,736	15,795
74,110	94,291	91,298	107,225	102,280	98,051	67,816	41,960	25,303	18,076	12,031
39,138	49,124	46,305	53,451	52,611	50,042	33,673	20,684	11,574	6,984	3,026
34,972	45,167	44,993	53,774	49,669	48,009	34,143	21,276	13,729	11,092	9,005
34,124	41,998	36,005	30,862	22,290	21,378	15,243	9,616	6,172	5,097	4,424
16,891	20,749	18,381	16,471	11,528	10,708	7,526	4,668	2,747	1,989	1,175
17,233	21,249	17,624	14,391	10,762	10,670	7,717	4,948	3,425	3,108	3,249
1,013,503	1,201,824	1,173,154	1,285,979	1,112,167	1,074,364	748,190	472,487	348,626	267,864	197,695
527,652	619,436	597,057	651,833	563,850	540,759	366,723	222,732	153,573	106,170	59,350
485,851	582,388	576,097	634,146	548,317	533,605	381,467	249,755	195,053	161,694	138,345
82,985	105,373	113,806	135,570	130,585	151,944	119,080	74,933	63,548	54,361	39,502
43,282	53,598	58,252	70,635	66,852	75,821	59,796	35,223	28,062	20,851	11,213
39,703	51,775	55,554	64,935	63,733	76,123	59,284	39,710	35,486	33,510	28,289
101,026	119,826	124,373	142,823	134,592	146,338	111,040	71,318	53,430	47,567	36,859
54,141	62,807	64,134	73,744	69,426	74,453	55,419	34,347	23,346	17,887	10,309
46,885	57,019	60,239	69,079	65,166	71,885	55,621	36,971	30,084	29,680	26,550
143,500	171,964	170,082	186,876	170,049	184,037	139,223	101,822	73,976	68,839	58,873
77,652	92,441	90,378	99,995	89,450	93,924	69,106	48,804	32,990	25,787	17,319
65,848	79,523	79,704	86,881	80,599	90,113	70,117	53,018	40,986	43,052	41,554
94,501	121,700	136,296	157,017	146,043	156,807	123,496	95,670	73,255	66,642	52,966
48,477	62,357	69,902	82,025	75,409	78,435	60,848	44,873	31,889	24,362	14,617
46,024	59,343	66,394	74,992	70,634	78,372	62,648	50,797	41,366	42,280	38,349
94,929	121,514	131,309	158,296	158,849	168,896	128,448	105,400	83,780	80,910	60,754
49,866	64,531	70,082	85,406	85,159	87,047	64,438	50,421	35,472	28,330	15,181
45,063	56,983	61,227	72,890	73,690	81,849	64,010	54,979	48,308	52,580	45,573
146,378	183,767	193,545	230,219	226,491	250,985	200,328	147,549	101,968	96,212	74,871
77,763	96,316	100,087	120,102	116,735	126,885	99,372	70,256	43,816	34,649	19,955
68,615	87,451	93,458	110,117	109,756	124,100	100,956	77,293	58,152	61,563	54,916
201,362	263,276	266,779	306,963	279,228	297,742	222,421	154,360	105,983	89,815	68,911
105,764	136,415	136,440	157,496	142,509	149,422	109,553	73,397	45,594	31,465	17,268
95,598	126,861	130,339	149,467	136,719	148,320	112,868	80,963	60,389	58,350	51,643
44,054	57,136	57,427	64,190	55,650	51,996	38,332	26,151	20,963	16,435	14,545
22,090	28,746	29,642	33,281	28,970	26,166	18,778	12,358	9,293	6,268	3,723
21,964	28,390	27,785	30,909	26,680	25,830	19,554	13,793	11,670	10,167	10,822

Note : As of the end of the Year

제 I-3-1표

Table I-3-1

## 시도별 연령별 성별

Beneficiaries by Province,

구 분 Division		계 T	0 세 Age	1~4	5~9	10~14	15~19	20~24	25~29	30~34
계	T	51,409,978	245,911	1,193,026	2,097,908	2,320,799	2,298,398	3,004,742	3,620,892	3,483,373
남	M	25,737,419	125,730	611,574	1,075,129	1,193,172	1,186,509	1,560,095	1,920,043	1,843,736
여	F	25,672,559	120,181	581,452	1,022,779	1,127,627	1,111,889	1,444,647	1,700,849	1,639,637
서울	Seoul	9,496,371	41,009	189,149	317,808	358,313	381,717	604,041	838,416	787,065
남	M	4,597,894	21,035	97,803	162,510	183,974	194,287	277,812	400,382	392,952
여	F	4,898,477	19,974	91,346	155,298	174,339	187,430	326,229	438,034	394,113
부산	Busan	3,222,601	13,773	67,052	123,166	130,462	126,901	182,805	217,330	204,922
남	M	1,579,269	7,049	34,375	63,218	66,990	65,365	93,541	112,937	106,773
여	F	1,643,332	6,724	32,677	59,948	63,472	61,536	89,264	104,393	98,149
대구	Daegu	2,302,374	10,023	50,982	95,123	103,891	107,163	140,888	155,832	144,038
남	M	1,137,820	5,095	26,201	48,586	53,592	55,829	74,579	82,696	77,983
여	F	1,164,554	4,928	24,781	46,537	50,299	51,334	66,309	73,136	66,055
인천	Incheon	2,960,689	14,820	72,242	123,346	134,873	132,319	168,268	215,081	215,568
남	M	1,489,297	7,514	37,171	63,058	69,228	67,940	87,345	113,088	113,873
여	F	1,471,392	7,306	35,071	60,288	65,645	64,379	80,923	101,993	101,695
광주	Gwangju	1,397,322	7,290	34,883	63,188	71,713	73,832	96,669	104,635	89,536
남	M	693,448	3,765	17,809	32,415	37,064	38,299	50,341	55,064	46,776
여	F	703,874	3,525	17,074	30,773	34,649	35,533	46,328	49,571	42,760
대전	Daejeon	1,422,643	7,653	33,755	59,676	66,802	70,440	97,169	111,086	98,496
남	M	711,056	3,949	17,328	30,664	34,513	36,386	49,738	59,081	52,650
여	F	711,587	3,704	16,427	29,012	32,289	34,054	47,431	52,005	45,846
울산	Ulsan	1,110,677	5,287	27,829	51,955	56,039	52,899	60,394	71,712	71,031
남	M	573,015	2,683	14,178	26,840	29,120	27,955	34,056	41,109	39,384
여	F	537,662	2,604	13,651	25,115	26,919	24,944	26,338	30,603	31,647
세종	Sejong	386,776	3,110	15,899	26,942	27,353	21,340	18,215	21,442	28,735
남	M	193,696	1,559	8,061	13,770	13,890	10,622	9,575	10,876	14,193
여	F	193,080	1,551	7,838	13,172	13,463	10,718	8,640	10,566	14,542
경기	Gyeonggi	13,857,593	75,064	358,979	619,216	672,247	645,800	809,139	992,839	998,620
남	M	7,019,777	38,678	183,260	316,917	344,258	331,155	423,060	536,438	533,697
여	F	6,837,816	36,386	175,719	302,299	327,989	314,645	386,079	456,401	464,923
강원	Gangwon	1,503,671	7,221	33,326	54,433	62,947	65,402	85,019	88,043	81,580
남	M	759,234	3,680	16,994	27,952	32,383	34,241	47,455	49,943	44,160
여	F	744,437	3,541	16,332	26,481	30,564	31,161	37,564	38,100	37,420
충북	Chungbuk	1,598,867	7,399	37,294	64,752	72,099	71,041	89,750	107,295	99,046
남	M	819,530	3,791	19,146	33,012	37,126	37,051	49,283	61,952	56,128
여	F	779,337	3,608	18,148	31,740	34,973	33,990	40,467	45,343	42,918
충남	Chungnam	2,157,366	10,297	52,234	91,637	102,238	97,891	117,161	130,573	132,648
남	M	1,112,247	5,242	26,786	46,914	52,810	50,821	64,005	75,142	74,500
여	F	1,045,119	5,055	25,448	44,723	49,428	47,070	53,156	55,431	58,148
전북	Jeonbuk	1,720,974	6,889	34,833	66,556	79,130	81,041	101,442	101,882	88,993
남	M	860,388	3,353	17,781	34,286	40,742	42,057	55,101	55,942	47,423
여	F	860,586	3,536	17,052	32,270	38,388	38,984	46,341	45,940	41,570
전남	Jeonnam	1,787,568	7,668	38,614	67,045	78,446	78,057	94,311	98,661	86,580
남	M	905,185	3,917	19,648	34,394	40,169	40,533	53,154	56,695	47,126
여	F	882,383	3,751	18,966	32,651	38,277	37,524	41,157	41,966	39,454
경북	Gyeongbuk	2,558,755	11,127	54,750	98,167	108,015	106,983	131,594	139,714	135,318
남	M	1,298,337	5,681	28,168	50,498	56,121	56,597	74,466	81,159	75,678
여	F	1,260,418	5,446	26,582	47,669	51,894	50,386	57,128	58,555	59,640
경남	Gyeongnam	3,250,104	13,764	73,326	141,907	160,320	152,374	170,065	183,311	180,906
남	M	1,647,039	6,921	37,685	73,162	82,708	80,015	96,045	104,464	99,499
여	F	1,603,065	6,843	35,641	68,745	77,612	72,359	74,020	78,847	81,407
제주	Jeju	675,627	3,517	17,879	32,991	35,911	33,198	37,812	43,040	40,291
남	M	340,187	1,818	9,180	16,933	18,484	17,356	20,539	23,075	20,941
여	F	335,440	1,699	8,699	16,058	17,427	15,842	17,273	19,965	19,350

주 : 1) 연도말 기준

2) 주민등록 실거주지 기준

## 적용인구 현황(건강보험)

Age and Gender (Health Insurance)

(단위 : 명)

Unit : Person

35~39	40~44	45~49	50~54	55~59	60~64	65~69	70~74	75~79	80~84	85 세이상 and over
<b>3,439,261</b>	<b>4,101,737</b>	<b>4,075,342</b>	<b>4,555,057</b>	<b>4,064,051</b>	<b>4,158,119</b>	<b>3,088,624</b>	<b>2,099,311</b>	<b>1,510,039</b>	<b>1,201,616</b>	<b>851,772</b>
<b>1,780,802</b>	<b>2,105,149</b>	<b>2,070,331</b>	<b>2,308,506</b>	<b>2,038,104</b>	<b>2,043,683</b>	<b>1,489,750</b>	<b>986,161</b>	<b>669,433</b>	<b>473,490</b>	<b>256,022</b>
<b>1,658,459</b>	<b>1,996,588</b>	<b>2,005,011</b>	<b>2,246,551</b>	<b>2,025,947</b>	<b>2,114,436</b>	<b>1,598,874</b>	<b>1,113,150</b>	<b>840,606</b>	<b>728,126</b>	<b>595,750</b>
693,249	748,242	729,484	812,619	699,755	716,386	569,306	391,215	285,525	202,404	130,668
346,762	374,090	361,422	402,826	340,463	338,346	263,886	179,966	127,990	87,341	44,047
346,487	374,152	368,062	409,793	359,292	378,040	305,420	211,249	157,535	115,063	86,621
199,541	250,259	239,562	272,125	252,795	288,425	237,226	169,539	114,753	82,442	49,523
102,368	127,804	120,446	133,836	120,855	134,263	110,706	78,023	51,711	33,639	15,370
97,173	122,455	119,116	138,289	131,940	154,162	126,520	91,516	63,042	48,803	34,153
140,406	176,399	184,309	211,419	191,010	190,802	142,135	102,022	67,572	53,768	34,592
73,224	88,068	90,932	103,718	92,502	91,117	66,505	46,174	28,978	21,174	10,867
67,182	88,331	93,377	107,701	98,508	99,685	75,630	55,848	38,594	32,594	23,725
209,905	248,969	239,268	265,024	244,449	244,875	166,051	102,553	72,244	52,764	38,070
109,459	129,229	122,776	132,906	120,970	121,137	80,390	49,168	32,401	20,619	11,025
100,446	119,740	116,492	132,118	123,479	123,738	85,661	53,385	39,843	32,145	27,045
90,539	113,829	116,551	124,862	105,905	98,277	68,872	51,437	37,465	28,876	18,963
46,231	57,069	58,094	62,109	52,332	46,841	32,158	23,196	16,420	11,652	5,813
44,308	56,760	58,457	62,753	53,573	51,436	36,714	28,241	21,045	17,224	13,150
92,453	110,660	114,821	127,916	106,487	109,095	79,812	52,316	35,949	28,145	19,912
47,947	55,736	56,970	64,176	52,826	52,707	38,183	24,583	16,088	11,355	6,176
44,506	54,924	57,851	63,740	53,661	56,388	41,629	27,733	19,861	16,790	13,736
73,598	93,374	90,028	105,328	100,170	95,348	64,841	39,748	23,663	16,648	10,785
38,912	48,703	45,660	52,368	51,389	48,488	32,187	19,691	10,924	6,559	2,809
34,686	44,671	44,368	52,960	48,781	46,860	32,654	20,057	12,739	10,089	7,976
34,011	41,817	35,772	30,532	21,916	20,864	14,770	9,274	5,872	4,791	4,121
16,838	20,665	18,259	16,287	11,297	10,398	7,245	4,501	2,640	1,906	1,114
17,173	21,152	17,513	14,245	10,619	10,466	7,525	4,773	3,232	2,885	3,007
1,008,260	1,193,140	1,160,358	1,265,898	1,088,978	1,045,603	720,001	449,681	327,838	247,991	177,941
525,302	615,536	591,070	641,306	550,118	523,615	351,623	212,245	145,817	100,057	55,625
482,958	577,604	569,288	624,592	538,860	521,988	368,378	237,436	182,021	147,934	122,316
81,926	103,532	111,070	131,370	125,537	145,410	112,706	70,224	59,149	49,925	34,851
42,788	52,740	56,884	68,280	63,866	72,029	56,399	33,113	26,417	19,544	10,366
39,138	50,792	54,186	63,090	61,671	73,381	56,307	37,111	32,732	30,381	24,485
99,823	117,977	121,819	139,052	130,243	140,804	105,721	67,272	49,838	44,143	33,499
53,578	61,965	62,844	71,731	66,864	71,293	52,647	32,508	22,037	16,855	9,719
46,245	56,012	58,975	67,321	63,379	69,511	53,074	34,764	27,801	27,288	23,780
142,293	169,821	166,953	182,330	164,871	177,564	132,950	96,798	69,741	64,831	54,535
77,142	91,461	88,832	97,498	86,361	90,092	65,706	46,445	31,424	24,557	16,509
65,151	78,360	78,121	84,832	78,510	87,472	67,244	50,353	38,317	40,274	38,026
92,645	118,466	131,611	150,264	138,561	147,842	115,364	88,941	67,814	61,356	47,344
47,649	60,957	67,746	78,518	71,069	73,284	56,390	41,683	29,840	22,848	13,719
44,996	57,509	63,865	71,746	67,492	74,558	58,974	47,258	37,974	38,508	33,625
93,433	119,154	127,853	153,142	152,469	161,331	121,776	99,579	78,739	75,966	54,744
49,178	63,415	68,207	82,373	81,219	82,350	60,573	47,522	33,421	26,988	14,303
44,255	55,739	59,646	70,769	71,250	78,981	61,203	52,057	45,318	48,978	40,441
144,259	180,121	188,261	222,361	217,533	239,969	190,005	139,025	95,242	89,087	67,224
76,713	94,591	97,424	115,648	111,414	120,545	94,140	66,544	41,456	32,731	18,763
67,546	85,530	90,837	106,713	106,119	119,424	95,865	72,481	53,786	56,356	48,461
199,293	259,608	261,309	298,355	269,712	285,820	210,868	145,119	98,937	83,151	61,959
104,789	134,706	133,624	152,587	136,789	142,348	103,378	69,211	43,073	29,745	16,290
94,504	124,902	127,685	145,768	132,923	143,472	107,490	75,908	55,864	53,406	45,669
43,627	56,369	56,313	62,460	53,660	49,704	36,220	24,568	19,698	15,328	13,041
21,922	28,414	29,141	32,339	27,770	24,830	17,634	11,588	8,796	5,920	3,507
21,705	27,955	27,172	30,121	25,890	24,874	18,586	12,980	10,902	9,408	9,534

Note : 1) As of the end of the Year  
2) Based on the resident place

제 I-3-2표

Table I-3-2

## 시도별 연령별 성별

Beneficiaries by Province

구 분 Division		계 T	0 세 Age	1~4	5~9	10~14	15~19	20~24	25~29	30~34
계	T	36,632,790	198,642	971,154	1,703,728	1,865,999	1,824,194	2,306,020	2,838,702	2,629,382
	M	18,407,410	101,527	497,832	873,606	959,987	943,423	1,195,207	1,508,017	1,399,317
	F	18,225,380	97,115	473,322	830,122	906,012	880,771	1,110,813	1,330,685	1,230,065
가 입 자	The Insured	19,593,873	-	18	72	154	57,245	737,974	2,093,155	2,229,157
	M	11,355,192	-	12	45	96	29,851	329,722	1,089,706	1,279,068
	F	8,238,681	-	6	27	58	27,394	408,252	1,003,449	950,089
피부양자	Dependents	17,038,917	198,642	971,136	1,703,656	1,865,845	1,766,949	1,568,046	745,547	400,225
	M	7,052,218	101,527	497,820	873,561	959,891	913,572	865,485	418,311	120,249
	F	9,986,699	97,115	473,316	830,095	905,954	853,377	702,561	327,236	279,976
서울	Seoul	6,760,408	34,488	158,543	263,524	293,026	305,512	450,776	650,923	594,692
	M	3,287,785	17,716	82,019	135,018	150,559	156,391	208,909	308,046	294,375
	F	3,472,623	16,772	76,524	128,506	142,467	149,121	241,867	342,877	300,317
부산	Busan	2,274,007	11,230	54,354	98,743	103,923	99,478	138,378	167,919	151,353
	M	1,116,067	5,695	28,018	50,719	53,454	51,238	70,311	86,746	78,771
	F	1,157,940	5,535	26,336	48,024	50,469	48,240	68,067	81,173	72,582
대구	Daegu	1,647,433	7,968	41,105	76,371	83,033	84,776	108,505	121,277	106,679
	M	813,396	4,017	21,080	39,013	42,858	44,261	57,141	64,249	57,737
	F	834,037	3,951	20,025	37,358	40,175	40,515	51,364	57,028	48,942
인천	Incheon	2,110,071	11,603	56,908	98,260	107,349	104,097	129,647	166,877	158,000
	M	1,062,497	5,881	29,284	50,218	55,076	53,408	66,465	87,566	83,916
	F	1,047,574	5,722	27,624	48,042	52,273	50,689	63,182	79,311	74,084
광주	Gwangju	1,016,039	5,727	28,530	51,749	58,727	59,953	73,919	80,042	66,107
	M	504,909	2,960	14,567	26,562	30,433	31,102	38,413	42,118	34,509
	F	511,130	2,767	13,963	25,187	28,294	28,851	35,506	37,924	31,598
대전	Daejeon	1,035,395	6,217	28,106	49,585	55,126	56,660	73,434	86,090	75,132
	M	518,560	3,190	14,425	25,404	28,534	29,358	37,550	45,731	40,219
	F	516,835	3,027	13,681	24,181	26,592	27,302	35,884	40,359	34,913
울산	Ulsan	839,665	4,426	23,489	43,631	46,568	43,705	49,572	59,014	55,671
	M	440,201	2,249	11,938	22,507	24,212	23,166	27,916	34,398	31,559
	F	399,464	2,177	11,551	21,124	22,356	20,539	21,656	24,616	24,112
세종	Sejong	314,246	2,792	14,205	24,101	24,238	18,609	15,201	18,117	24,295
	M	159,034	1,405	7,206	12,332	12,358	9,295	7,999	9,196	12,119
	F	155,212	1,387	6,999	11,769	11,880	9,314	7,202	8,921	12,176
경기	Gyeonggi	10,095,255	61,504	294,947	509,330	548,333	521,010	637,704	793,548	764,123
	M	5,141,558	31,757	150,510	260,658	281,141	267,506	331,222	431,013	412,764
	F	4,953,697	29,747	144,437	248,672	267,192	253,504	306,482	362,535	351,359
강원	Gangwon	1,022,618	5,797	27,043	43,948	50,131	51,506	65,252	69,544	62,322
	M	517,957	2,928	13,794	22,495	25,781	26,904	36,286	39,715	34,104
	F	504,661	2,869	13,249	21,453	24,350	24,602	28,966	29,829	28,218
충북	Chungbuk	1,140,413	5,998	30,451	52,635	58,005	56,413	70,024	86,006	77,349
	M	586,736	3,108	15,635	26,836	29,815	29,443	38,427	50,401	44,667
	F	553,677	2,890	14,816	25,799	28,190	26,970	31,597	35,605	32,682
충남	Chungnam	1,511,412	8,244	42,282	74,019	81,209	76,467	87,267	101,408	101,003
	M	783,121	4,177	21,636	37,982	41,888	39,836	47,883	59,267	57,750
	F	728,291	4,067	20,646	36,037	39,321	36,631	39,384	42,141	43,253
전북	Jeonbuk	1,184,600	5,149	27,027	51,957	61,485	62,412	76,329	77,769	65,198
	M	589,105	2,483	13,753	26,822	31,768	32,465	41,333	42,701	35,008
	F	595,495	2,666	13,274	25,135	29,717	29,947	34,996	35,068	30,190
전남	Jeonnam	1,194,187	5,645	29,442	51,162	59,014	58,277	70,780	75,871	63,199
	M	605,110	2,852	15,038	26,300	30,118	30,269	39,428	43,529	34,665
	F	589,077	2,793	14,404	24,862	28,896	28,008	31,352	32,342	28,534
경북	Gyeongbuk	1,756,354	8,427	42,693	76,403	82,728	81,391	98,864	107,911	100,096
	M	893,665	4,299	21,960	39,436	43,131	43,189	56,061	63,326	56,671
	F	862,689	4,128	20,733	36,967	39,597	38,202	42,803	44,585	43,425
경남	Gyeongnam	2,283,189	10,855	58,667	113,437	126,528	119,219	132,224	143,931	135,579
	M	1,163,405	5,469	30,105	58,459	65,213	62,685	74,817	82,802	75,603
	F	1,119,784	5,386	28,562	54,978	61,315	56,534	57,407	61,129	59,976
제주	Jeju	447,498	2,572	13,362	24,873	26,576	24,709	28,144	32,455	28,584
	M	224,304	1,341	6,864	12,845	13,648	12,907	15,046	17,213	14,880
	F	223,194	1,231	6,498	12,028	12,928	11,802	13,098	15,242	13,704

주 : 1) 연도말 기준

2) 주민등록 실거주지 기준

# 적용인구 현황(직장)

Age and Gender(I.W)

(단위 : 명)  
Unit : Person

35~39	40~44	45~49	50~54	55~59	60~64	65~69	70~74	75~79	80~84	85 세이상 and over
2,551,136	2,977,252	2,884,897	3,132,325	2,713,688	2,599,120	1,871,651	1,299,929	960,724	783,833	520,414
1,333,504	1,542,115	1,469,202	1,585,401	1,361,771	1,271,677	886,653	597,992	415,420	305,395	159,364
1,217,632	1,435,137	1,415,695	1,546,924	1,351,917	1,327,443	984,998	701,937	545,304	478,438	361,050
2,097,386	2,437,312	2,383,802	2,540,595	2,057,488	1,605,419	854,020	340,491	115,613	34,688	9,284
1,266,316	1,471,262	1,395,798	1,474,200	1,191,740	949,272	531,059	228,739	83,730	27,183	7,393
831,070	966,050	988,004	1,066,395	865,748	656,147	322,961	111,752	31,883	7,505	1,891
453,750	539,940	501,095	591,730	656,200	993,701	1,017,631	959,438	845,111	749,145	511,130
67,188	70,853	73,404	111,201	170,031	322,405	355,594	369,253	331,690	278,212	151,971
386,562	469,087	427,691	480,529	486,169	671,296	662,037	590,185	513,421	470,933	359,159
517,597	546,696	520,104	557,924	462,220	445,733	343,465	237,354	174,042	125,346	78,443
258,409	274,012	259,005	278,061	226,768	212,325	160,352	109,667	77,370	53,361	25,422
259,188	272,684	261,099	279,863	235,452	233,408	183,113	127,687	96,672	71,985	53,021
145,065	177,176	165,135	184,534	170,245	185,138	147,836	109,199	76,235	56,092	31,974
74,914	91,053	83,201	90,605	81,606	86,214	67,910	49,083	33,799	22,596	10,134
70,151	86,123	81,934	93,929	88,639	98,924	79,926	60,116	42,436	33,496	21,840
102,347	125,972	129,420	146,612	130,480	124,182	90,201	65,473	44,454	36,351	22,227
53,678	63,174	63,730	71,274	62,643	58,902	41,597	28,864	18,437	13,975	6,766
48,669	62,798	65,690	75,338	67,837	65,280	48,604	36,609	26,017	22,376	15,461
151,325	178,176	168,862	181,846	164,803	156,562	103,919	65,580	47,198	35,119	23,940
79,608	93,363	86,845	90,960	81,088	76,968	49,364	30,876	20,880	13,607	7,124
71,717	84,813	82,017	90,886	83,715	79,594	54,555	34,704	26,318	21,512	16,816
66,476	82,610	84,052	88,692	73,885	63,685	42,961	32,322	24,612	19,610	12,380
33,999	41,672	41,927	44,189	36,989	30,481	19,675	14,061	10,204	7,441	3,607
32,477	40,938	42,125	44,503	36,896	33,204	23,286	18,261	14,408	12,169	8,773
69,569	81,315	83,353	90,842	73,726	70,572	49,236	32,300	22,973	18,383	12,776
36,351	41,235	41,292	45,645	36,877	34,079	23,351	14,635	9,902	7,012	3,770
33,218	40,080	42,061	45,197	36,849	36,493	25,885	17,665	13,071	11,371	9,006
56,667	70,518	65,995	76,958	73,795	64,982	42,088	26,396	16,470	12,128	7,592
30,699	37,852	34,094	38,713	39,376	33,834	20,766	12,830	7,428	4,669	1,995
25,968	32,666	31,901	38,245	34,419	31,148	21,322	13,566	9,042	7,459	5,597
28,795	35,113	29,358	24,335	16,526	13,887	9,176	5,736	3,812	3,239	2,711
14,441	17,741	15,323	13,329	8,726	6,989	4,379	2,611	1,638	1,233	714
14,354	17,372	14,035	11,006	7,800	6,898	4,797	3,125	2,174	2,006	1,997
760,276	884,910	841,320	885,094	736,767	664,111	441,828	278,973	205,047	157,477	108,953
401,267	462,095	431,489	449,482	372,409	331,438	212,478	129,942	89,295	62,097	32,995
359,009	422,815	409,831	435,612	364,358	332,673	229,350	149,031	115,752	95,380	75,958
60,237	74,084	77,048	87,657	79,292	83,725	61,452	39,211	34,466	30,367	19,536
31,870	38,207	39,603	45,354	40,237	40,805	29,788	17,828	14,657	11,661	5,940
28,367	35,877	37,445	42,303	39,055	42,920	31,664	21,383	19,809	18,706	13,596
75,238	86,381	86,799	95,860	86,746	86,676	63,289	40,994	32,076	29,102	20,371
41,003	45,839	44,618	49,126	44,129	43,291	30,451	19,124	13,696	11,013	6,114
34,235	40,542	42,181	46,734	42,617	43,385	32,838	21,870	18,380	18,089	14,257
106,063	123,419	116,795	122,671	105,944	105,791	78,009	59,214	44,784	43,407	33,416
58,685	67,615	62,268	65,303	54,948	52,422	36,994	27,452	19,588	16,588	10,839
47,378	55,804	54,527	57,368	50,996	53,369	41,015	31,762	25,196	26,819	22,577
66,023	82,723	89,452	100,936	91,080	89,902	67,959	55,046	44,196	41,288	28,669
34,164	42,633	45,348	51,745	45,841	43,521	31,727	24,644	18,700	15,415	9,034
31,859	40,090	44,104	49,191	45,239	46,381	36,232	30,402	25,496	25,873	19,635
65,736	81,415	84,362	99,400	95,816	93,240	70,082	60,650	50,457	49,123	30,516
34,980	43,760	44,507	52,724	50,908	46,584	33,340	27,871	20,834	18,243	9,160
30,756	37,655	39,855	46,676	44,908	46,656	36,742	32,779	29,623	30,880	21,356
103,358	124,583	125,503	147,036	141,114	147,336	114,832	88,056	63,648	61,133	41,242
55,912	66,273	64,523	75,519	71,845	72,985	55,083	40,825	27,052	22,883	12,692
47,446	58,310	60,980	71,517	69,269	74,351	59,749	47,231	36,596	38,250	28,550
146,880	185,526	181,575	202,780	178,106	175,191	125,319	89,510	64,332	55,859	37,671
78,547	97,026	92,948	103,279	90,483	86,886	59,998	41,391	26,906	19,942	10,846
68,333	88,500	88,627	99,501	87,623	88,305	65,321	48,119	37,426	35,917	26,825
29,484	36,635	35,764	39,148	33,143	28,407	19,999	13,915	11,922	9,809	7,997
14,977	18,565	18,481	20,093	16,898	13,953	9,400	6,288	5,034	3,659	2,212
14,507	18,070	17,283	19,055	16,245	14,454	10,599	7,627	6,888	6,150	5,785

Note : 1) As of the end of the Year  
2) Based on the resident place

제 I-3-3표

Table I-3-3

# 시도별 연령별 성별 Beneficiaries by Province,

구 분 Division		계 T	0 세 Age	1~4	5~9	10~14	15~19	20~24	25~29	30~34
세 대 수	Householder	9,314,231	677	6,860	18,061	26,508	41,780	226,892	386,888	476,122
남	M	5,930,011	341	3,540	9,359	13,588	19,495	106,842	207,683	286,058
여	F	3,384,220	336	3,320	8,702	12,920	22,285	120,050	179,205	190,064
가입자	Beneficiary	14,777,188	47,269	221,872	394,180	454,800	474,204	698,722	782,190	853,991
남	M	7,330,009	24,203	113,742	201,523	233,185	243,086	364,888	412,026	444,419
여	F	7,447,179	23,066	108,130	192,657	221,615	231,118	333,834	370,164	409,572
서 울	Seoul	2,735,963	6,521	30,606	54,284	65,287	76,205	153,265	187,493	192,373
남	M	1,310,109	3,319	15,784	27,492	33,415	37,896	68,903	92,336	98,577
여	F	1,425,854	3,202	14,822	26,792	31,872	38,309	84,362	95,157	93,796
부 산	Busan	948,594	2,543	12,698	24,423	26,539	27,423	44,427	49,411	53,569
남	M	463,202	1,354	6,357	12,499	13,536	14,127	23,230	26,191	28,002
여	F	485,392	1,189	6,341	11,924	13,003	13,296	21,197	23,220	25,567
대 구	Daegu	654,941	2,055	9,877	18,752	20,858	22,387	32,383	34,555	37,359
남	M	324,424	1,078	5,121	9,573	10,734	11,568	17,438	18,447	20,246
여	F	330,517	977	4,756	9,179	10,124	10,819	14,945	16,108	17,113
인 천	Incheon	850,618	3,217	15,334	25,086	27,524	28,222	38,621	48,204	57,568
남	M	426,800	1,633	7,887	12,840	14,152	14,532	20,880	25,522	29,957
여	F	423,818	1,584	7,447	12,246	13,372	13,690	17,741	22,682	27,611
광 주	Gwangju	381,283	1,563	6,353	11,439	12,986	13,879	22,750	24,593	23,429
남	M	188,539	805	3,242	5,853	6,631	7,197	11,928	12,946	12,267
여	F	192,744	758	3,111	5,586	6,355	6,682	10,822	11,647	11,162
대 전	Daejeon	387,248	1,436	5,649	10,091	11,676	13,780	23,735	24,996	23,364
남	M	192,496	759	2,903	5,260	5,979	7,028	12,188	13,350	12,431
여	F	194,752	677	2,746	4,831	5,697	6,752	11,547	11,646	10,933
울 산	Ulsan	271,012	861	4,340	8,324	9,471	9,194	10,822	12,698	15,360
남	M	132,814	434	2,240	4,333	4,908	4,789	6,140	6,711	7,825
여	F	138,198	427	2,100	3,991	4,563	4,405	4,682	5,987	7,535
세 종	Sejong	72,530	318	1,694	2,841	3,115	2,731	3,014	3,325	4,440
남	M	34,662	154	855	1,438	1,532	1,327	1,576	1,680	2,074
여	F	37,868	164	839	1,403	1,583	1,404	1,438	1,645	2,366
경 기	Gyeonggi	3,762,338	13,560	64,032	109,886	123,914	124,790	171,435	199,291	234,497
남	M	1,878,219	6,921	32,750	56,259	63,117	63,649	91,838	105,425	120,933
여	F	1,884,119	6,639	31,282	53,627	60,797	61,141	79,597	93,866	113,564
강 원	Gangwon	481,053	1,424	6,283	10,485	12,816	13,896	19,767	18,499	19,258
남	M	241,277	752	3,200	5,457	6,602	7,337	11,169	10,228	10,056
여	F	239,776	672	3,083	5,028	6,214	6,559	8,598	8,271	9,202
충 북	Chungbuk	458,454	1,401	6,843	12,117	14,094	14,628	19,726	21,289	21,697
남	M	232,794	683	3,511	6,176	7,311	7,608	10,856	11,551	11,461
여	F	225,660	718	3,332	5,941	6,783	7,020	8,870	9,738	10,236
충 남	Chungnam	645,954	2,053	9,952	17,618	21,029	21,424	29,894	29,165	31,645
남	M	329,126	1,065	5,150	8,932	10,922	10,985	16,122	15,875	16,750
여	F	316,828	988	4,802	8,686	10,107	10,439	13,772	13,290	14,895
전 북	Jeonbuk	536,374	1,740	7,806	14,599	17,645	18,629	25,113	24,113	23,795
남	M	271,283	870	4,028	7,464	8,974	9,592	13,768	13,241	12,415
여	F	265,091	870	3,778	7,135	8,671	9,037	11,345	10,872	11,380
전 남	Jeonnam	593,381	2,023	9,172	15,883	19,432	19,780	23,531	22,790	23,381
남	M	300,075	1,065	4,610	8,094	10,051	10,264	13,726	13,166	12,461
여	F	293,306	958	4,562	7,789	9,381	9,516	9,805	9,624	10,920
경 북	Gyeongbuk	802,401	2,700	12,057	21,764	25,287	25,592	32,730	31,803	35,222
남	M	404,672	1,382	6,208	11,062	12,990	13,408	18,405	17,833	19,007
여	F	397,729	1,318	5,849	10,702	12,297	12,184	14,325	13,970	16,215
경 남	Gyeongnam	966,915	2,909	14,659	28,470	33,792	33,155	37,841	39,380	45,327
남	M	483,634	1,452	7,580	14,703	17,495	17,330	21,228	21,662	23,896
여	F	483,281	1,457	7,079	13,767	16,297	15,825	16,613	17,718	21,431
제 주	Jeju	228,129	945	4,517	8,118	9,335	8,489	9,668	10,585	11,707
남	M	115,883	477	2,316	4,088	4,836	4,449	5,493	5,862	6,061
여	F	112,246	468	2,201	4,030	4,499	4,040	4,175	4,723	5,646

주 : 1) 연도말 기준

2) 주민등록 실거주지 기준



## 적용인구 현황(지역)

Age and Gender(S.E)

(단위 : 세대, 명)

Unit : Households, Person

35~39	40~44	45~49	50~54	55~59	60~64	65~69	70~74	75~79	80~84	85 세이상 and over
550,805	738,786	840,660	1,088,080	1,087,579	1,235,200	946,237	624,036	440,603	337,637	240,820
348,028	477,419	549,287	720,395	733,734	850,383	651,030	415,599	269,488	174,664	93,078
202,777	261,367	291,373	367,685	353,845	384,817	295,207	208,437	171,115	162,973	147,742
888,125	1,124,485	1,190,445	1,422,732	1,350,363	1,558,999	1,216,973	799,382	549,315	417,783	331,358
447,298	563,034	601,129	723,105	676,333	772,006	603,097	388,169	254,013	168,095	96,658
440,827	561,451	589,316	699,627	674,030	786,993	613,876	411,213	295,302	249,688	234,700
175,652	201,546	209,380	254,695	237,535	270,653	225,841	153,861	111,483	77,058	52,225
88,353	100,078	102,417	124,765	113,695	126,021	103,534	70,299	50,620	33,980	18,625
87,299	101,468	106,963	129,930	123,840	144,632	122,307	83,562	60,863	43,078	33,600
54,476	73,083	74,427	87,591	82,550	103,287	89,390	60,340	38,518	26,350	17,549
27,454	36,751	37,245	43,231	39,249	48,049	42,796	28,940	17,912	11,043	5,236
27,022	36,332	37,182	44,360	43,301	55,238	46,594	31,400	20,606	15,307	12,313
38,059	50,427	54,889	64,807	60,530	66,620	51,934	36,549	23,118	17,417	12,365
19,546	24,894	27,202	32,444	29,859	32,215	24,908	17,310	10,541	7,199	4,101
18,513	25,533	27,687	32,363	30,671	34,405	27,026	19,239	12,577	10,218	8,264
58,580	70,793	70,406	83,178	79,646	88,313	62,132	36,973	25,046	17,645	14,130
29,851	35,866	35,931	41,946	39,882	44,169	31,026	18,292	11,521	7,012	3,901
28,729	34,927	34,475	41,232	39,764	44,144	31,106	18,681	13,525	10,633	10,229
24,063	31,219	32,499	36,170	32,020	34,592	25,911	19,115	12,853	9,266	6,583
12,232	15,397	16,167	17,920	15,343	16,360	12,483	9,135	6,216	4,211	2,206
11,831	15,822	16,332	18,250	16,677	18,232	13,428	9,980	6,637	5,055	4,377
22,884	29,345	31,468	37,074	32,761	38,523	30,576	20,016	12,976	9,762	7,136
11,596	14,501	15,678	18,531	15,949	18,628	14,832	9,948	6,186	4,343	2,406
11,288	14,844	15,790	18,543	16,812	19,895	15,744	10,068	6,790	5,419	4,730
16,931	22,856	24,033	28,370	26,375	30,366	22,753	13,352	7,193	4,520	3,193
8,213	10,851	11,566	13,655	12,013	14,654	11,421	6,861	3,496	1,890	814
8,718	12,005	12,467	14,715	14,362	15,712	11,332	6,491	3,697	2,630	2,379
5,216	6,704	6,414	6,197	5,390	6,977	5,594	3,538	2,060	1,552	1,410
2,397	2,924	2,936	2,958	2,571	3,409	2,866	1,890	1,002	673	400
2,819	3,780	3,478	3,239	2,819	3,568	2,728	1,648	1,058	879	1,010
247,984	308,230	319,038	380,804	352,211	381,492	278,173	170,708	122,791	90,514	68,988
124,035	153,441	159,581	191,824	177,709	192,177	139,145	82,303	56,522	37,960	22,630
123,949	154,789	159,457	188,980	174,502	189,315	139,028	88,405	66,269	52,554	46,358
21,689	29,448	34,022	43,713	46,245	61,685	51,254	31,013	24,683	19,558	15,315
10,918	14,533	17,281	22,926	23,629	31,224	26,611	15,285	11,760	7,883	4,426
10,771	14,915	16,741	20,787	22,616	30,461	24,643	15,728	12,923	11,675	10,889
24,585	31,596	35,020	43,192	43,497	54,128	42,432	26,278	17,762	15,041	13,128
12,575	16,126	18,226	22,605	22,735	28,002	22,196	13,384	8,341	5,842	3,605
12,010	15,470	16,794	20,587	20,762	26,126	20,236	12,894	9,421	9,199	9,523
36,230	46,402	50,158	59,659	58,927	71,773	54,941	37,584	24,957	21,424	21,119
18,457	23,846	26,564	32,195	31,413	37,670	28,712	18,993	11,836	7,969	5,670
17,773	22,556	23,594	27,464	27,514	34,103	26,229	18,591	13,121	13,455	15,449
26,622	35,743	42,159	49,328	47,481	57,940	47,405	33,895	23,618	20,068	18,675
13,485	18,324	22,398	26,773	25,228	29,763	24,663	17,039	11,140	7,433	4,685
13,137	17,419	19,761	22,555	22,253	28,177	22,742	16,856	12,478	12,635	13,990
27,697	37,739	43,491	53,742	56,653	68,091	51,694	38,929	28,282	26,843	24,228
14,198	19,655	23,700	29,649	30,311	35,766	27,233	19,651	12,587	8,745	5,143
13,499	18,084	19,791	24,093	26,342	32,325	24,461	19,278	15,695	18,098	19,085
40,901	55,538	62,758	75,325	76,419	92,633	75,173	50,969	31,594	27,954	25,982
20,801	28,318	32,901	40,129	39,569	47,560	39,057	25,719	14,404	9,848	6,071
20,100	27,220	29,857	35,196	36,850	45,073	36,116	25,250	17,190	18,106	19,911
52,413	74,082	79,734	95,575	91,606	110,629	85,549	55,609	34,605	27,292	24,288
26,242	37,680	40,676	49,308	46,306	55,462	43,380	27,820	16,167	9,803	5,444
26,171	36,402	39,058	46,267	45,300	55,167	42,169	27,789	18,438	17,489	18,844
14,143	19,734	20,549	23,312	20,517	21,297	16,221	10,653	7,776	5,519	5,044
6,945	9,849	10,660	12,246	10,872	10,877	8,234	5,300	3,762	2,261	1,295
7,198	9,885	9,889	11,066	9,645	10,420	7,987	5,353	4,014	3,258	3,749

Note : 1) As of the end of the Year

2) Based on the resident place

제 I-3-4표

Table I-3-4

## 시도별 연령별 성별

Beneficiaries by Province,

구 분 Division		계 T	0 세 Age	1~4	5~9	10~14	15~19	20~24	25~29	30~34
계	T	1,522,292	1,347	12,342	30,729	51,934	66,098	61,894	29,997	24,117
남	M	719,108	702	6,271	15,468	26,503	33,433	31,094	15,768	11,722
여	F	803,184	645	6,071	15,261	25,431	32,665	30,800	14,229	12,395
세대수	Householders	1,199,220	462	3,371	8,055	12,992	14,798	21,662	12,367	15,681
남	M	589,863	252	1,677	3,908	6,255	7,514	13,091	5,901	7,409
여	F	609,357	210	1,694	4,147	6,737	7,284	8,571	6,466	8,272
부양가족	Dependents	323,072	885	8,971	22,674	38,942	51,300	40,232	17,630	8,436
남	M	129,245	450	4,594	11,560	20,248	25,919	18,003	9,867	4,313
여	F	193,827	435	4,377	11,114	18,694	25,381	22,229	7,763	4,123
서울	Seoul	258,937	290	1,795	4,350	6,803	9,571	10,184	5,674	4,101
남	M	126,568	147	966	2,216	3,555	4,843	5,210	3,081	2,078
여	F	132,369	143	829	2,134	3,248	4,728	4,974	2,593	2,023
부산	Busan	146,419	96	848	2,320	3,957	5,573	6,023	2,853	1,954
남	M	69,044	54	433	1,170	2,042	2,810	2,983	1,537	985
여	F	77,375	42	415	1,150	1,915	2,763	3,040	1,316	969
대구	Daegu	96,789	59	621	1,757	3,104	4,210	4,536	2,110	1,449
남	M	44,093	27	320	896	1,589	2,108	2,289	1,165	753
여	F	52,696	32	301	861	1,515	2,102	2,247	945	696
인천	Incheon	101,263	95	1,088	2,514	4,026	4,688	4,146	2,245	1,759
남	M	46,799	56	546	1,316	2,044	2,363	2,062	1,097	705
여	F	54,464	39	542	1,198	1,982	2,325	2,084	1,148	1,054
광주	Gwangju	61,742	104	757	1,788	2,845	3,409	3,771	1,947	1,512
남	M	28,978	46	366	920	1,420	1,787	1,881	991	730
여	F	32,764	58	391	868	1,425	1,622	1,890	956	782
대전	Daejeon	49,398	58	505	1,199	1,860	2,571	2,446	1,220	918
남	M	23,246	33	245	626	929	1,356	1,200	621	439
여	F	26,152	25	260	573	931	1,215	1,246	599	479
울산	Ulsan	22,911	16	193	536	845	959	722	349	381
남	M	10,908	10	90	259	451	493	331	166	186
여	F	12,003	6	103	277	394	466	391	183	195
세종	Sejong	4,409	0	44	135	245	208	166	75	67
남	M	2,111	0	13	61	116	92	85	34	27
여	F	2,298	0	31	74	129	116	81	41	40
경기	Gyeonggi	255,348	212	2,266	5,204	8,867	10,779	9,370	4,531	-
남	M	119,308	120	1,118	2,566	4,404	5,417	4,686	2,312	-
여	F	136,040	92	1,148	2,638	4,463	5,362	4,684	2,219	-
강원	Gangwon	55,300	41	360	968	1,821	2,347	2,133	910	733
남	M	25,870	20	177	489	950	1,176	1,070	472	357
여	F	29,430	21	183	479	871	1,171	1,063	438	376
충북	Chungbuk	48,021	52	468	1,038	1,860	2,159	1,725	877	841
남	M	22,549	30	256	495	971	1,097	845	475	408
여	F	25,472	22	212	543	889	1,062	880	402	433
충남	Chungnam	56,822	39	458	1,277	2,121	2,673	1,936	911	853
남	M	26,994	13	218	641	1,063	1,365	994	466	415
여	F	29,828	26	240	636	1,058	1,308	942	445	438
전북	Jeonbuk	82,083	64	711	1,890	3,489	4,546	4,136	1,724	1,338
남	M	38,445	35	365	956	1,788	2,254	2,017	884	655
여	F	43,638	29	346	934	1,701	2,292	2,119	840	683
전남	Jeonnam	67,392	58	540	1,467	2,595	3,136	2,508	1,104	1,085
남	M	32,793	33	274	742	1,328	1,585	1,302	602	543
여	F	34,599	25	266	725	1,267	1,551	1,206	502	542
경북	Gyeongbuk	95,120	69	709	1,750	3,057	3,848	3,399	1,584	1,478
남	M	44,128	34	367	874	1,623	1,944	1,726	828	765
여	F	50,992	35	342	876	1,434	1,904	1,673	756	713
경남	Gyeongnam	99,697	76	753	1,962	3,456	4,203	3,667	1,484	1,387
남	M	47,384	37	392	955	1,710	2,122	1,884	820	681
여	F	52,313	39	361	1,007	1,746	2,081	1,783	664	706
제주	Jeju	20,641	18	226	574	983	1,218	1,026	399	306
남	M	9,890	7	125	286	520	621	529	217	131
여	F	10,751	11	101	288	463	597	497	182	175

주 : 1) 연도말 기준

2) 국민건강보험공단 전산관리 의료급여수급자 기준

# 적용인구 현황(의료급여)

Age and Gender(Medical Aid)

(단위 : 세대, 명)  
Unit : Households, Person

35~39	40~44	45~49	50~54	55~59	60~64	65~69	70~74	75~79	80~84	85 세이상 and over
32,050	54,948	81,149	126,446	144,677	178,877	170,223	134,671	112,855	105,478	102,460
14,609	25,113	38,999	67,461	84,227	104,313	90,319	61,558	42,272	31,149	18,127
17,441	29,835	42,150	58,985	60,450	74,564	79,904	73,113	70,583	74,329	84,333
24,231	44,982	69,313	111,540	130,275	162,599	153,657	119,561	100,300	96,267	97,107
11,175	20,982	34,367	61,947	79,866	100,462	87,525	59,626	40,676	29,793	17,437
13,056	24,000	34,946	49,593	50,409	62,137	66,132	59,935	59,624	66,474	79,670
7,819	9,966	11,836	14,906	14,402	16,278	16,566	15,110	12,555	9,211	5,353
3,434	4,131	4,632	5,514	4,361	3,851	2,794	1,932	1,596	1,356	690
4,385	5,835	7,204	9,392	10,041	12,427	13,772	13,178	10,959	7,855	4,663
4,943	8,201	12,852	21,758	26,030	32,449	31,316	24,666	20,939	18,177	14,838
2,330	4,042	6,228	11,474	15,220	19,403	17,008	11,551	8,304	5,886	3,026
2,613	4,159	6,624	10,284	10,810	13,046	14,308	13,115	12,635	12,291	11,812
2,650	5,086	7,749	12,519	14,131	18,123	18,180	14,041	11,331	10,241	8,744
1,226	2,383	3,803	6,724	8,213	10,488	9,427	6,201	4,108	2,894	1,563
1,424	2,703	3,946	5,795	5,918	7,635	8,753	7,840	7,223	7,347	7,181
1,952	3,584	5,460	8,912	9,985	11,712	10,575	8,496	6,449	6,101	5,717
933	1,534	2,451	4,450	5,501	6,415	5,261	3,578	2,270	1,641	912
1,019	2,050	3,009	4,462	4,484	5,297	5,314	4,918	4,179	4,460	4,805
2,288	4,005	5,745	8,331	9,217	11,512	10,724	8,138	7,340	6,783	6,619
1,004	1,771	2,555	4,294	5,238	6,510	5,544	3,651	2,698	2,048	1,297
1,284	2,234	3,190	4,037	3,979	5,002	5,180	4,487	4,642	4,735	5,322
1,786	2,860	3,747	5,609	6,154	7,035	5,679	4,184	3,177	2,777	2,601
728	1,190	1,697	2,776	3,198	3,896	3,000	1,949	1,185	796	422
1,058	1,670	2,050	2,833	2,956	3,139	2,679	2,235	1,992	1,981	2,179
1,127	1,922	2,869	4,389	4,586	5,767	5,354	4,109	3,146	2,798	2,554
483	826	1,296	2,239	2,514	3,211	2,769	1,916	1,196	852	495
644	1,096	1,573	2,150	2,072	2,556	2,585	2,193	1,950	1,946	2,059
512	917	1,270	1,897	2,110	2,703	2,975	2,212	1,640	1,428	1,246
226	421	645	1,083	1,222	1,554	1,486	993	650	425	217
286	496	625	814	888	1,149	1,489	1,219	990	1,003	1,029
113	181	233	330	374	514	473	342	300	306	303
53	84	122	184	231	310	281	167	107	83	61
60	97	111	146	143	204	192	175	193	223	242
5,243	8,684	12,796	20,081	23,189	28,761	28,189	22,806	20,788	19,873	19,754
2,350	3,900	5,987	10,527	13,732	17,144	15,100	10,487	7,756	6,113	3,725
2,893	4,784	6,809	9,554	9,457	11,617	13,089	12,319	13,032	13,760	16,029
1,059	1,841	2,736	4,200	5,048	6,534	6,374	4,709	4,399	4,436	4,651
494	858	1,368	2,355	2,986	3,792	3,397	2,110	1,645	1,307	847
565	983	1,368	1,845	2,062	2,742	2,977	2,599	2,754	3,129	3,804
1,203	1,849	2,554	3,771	4,349	5,534	5,319	4,046	3,592	3,424	3,360
563	842	1,290	2,013	2,562	3,160	2,772	1,839	1,309	1,032	590
640	1,007	1,264	1,758	1,787	2,374	2,547	2,207	2,283	2,392	2,770
1,207	2,143	3,129	4,546	5,178	6,473	6,273	5,024	4,235	4,008	4,338
510	980	1,546	2,497	3,089	3,832	3,400	2,359	1,566	1,230	810
697	1,163	1,583	2,049	2,089	2,641	2,873	2,665	2,669	2,778	3,528
1,856	3,234	4,685	6,753	7,482	8,965	8,132	6,729	5,441	5,286	5,622
828	1,400	2,156	3,507	4,340	5,151	4,458	3,190	2,049	1,514	898
1,028	1,834	2,529	3,246	3,142	3,814	3,674	3,539	3,392	3,772	4,724
1,496	2,360	3,456	5,154	6,380	7,565	6,672	5,821	5,041	4,944	6,010
688	1,116	1,875	3,033	3,940	4,697	3,865	2,899	2,051	1,342	878
808	1,244	1,581	2,121	2,440	2,868	2,807	2,922	2,990	3,602	5,132
2,119	3,646	5,284	7,858	8,958	11,016	10,323	8,524	6,726	7,125	7,647
1,050	1,725	2,663	4,454	5,321	6,340	5,232	3,712	2,360	1,918	1,192
1,069	1,921	2,621	3,404	3,637	4,676	5,091	4,812	4,366	5,207	6,455
2,069	3,668	5,470	8,608	9,516	11,922	11,553	9,241	7,046	6,664	-
975	1,709	2,816	4,909	5,720	7,074	6,175	4,186	2,521	1,720	-
1,094	1,959	2,654	3,699	3,796	4,848	5,378	5,055	4,525	4,944	-
427	767	1,114	1,730	1,990	2,292	2,112	1,583	1,265	1,107	1,504
168	332	501	942	1,200	1,336	1,144	770	497	348	216
259	435	613	788	790	956	968	813	768	759	1,288

Note : 1) As of the end of the Year

제 I-4표  
Table I-4

월별 적용  
Beneficiaries

구 분 Division		계 Total	직 장 I.W. Sub-Total
			소 계 S.T
<b>평균 가입자 피부양자</b>	<b>Average Insured Dependants</b>	<b>51,396,852</b>	<b>37,241,873 19,433,366 17,808,507</b>
1 월 가입자 피부양자	Jan. Insured Dependants	51,393,328	37,071,723 19,011,892 18,059,831
2 월 가입자 피부양자	Feb. Insured Dependants	51,386,394	37,209,530 19,157,280 18,052,250
3 월 가입자 피부양자	Mar. Insured Dependants	51,390,387	37,247,762 19,224,942 18,022,820
4 월 가입자 피부양자	Apr. Insured Dependants	51,390,537	37,361,064 19,363,801 17,997,263
5 월 가입자 피부양자	May. Insured Dependants	51,393,275	37,424,826 19,432,854 17,991,972
6 월 가입자 피부양자	Jun. Insured Dependants	51,395,831	37,436,090 19,471,480 17,964,610
7 월 가입자 피부양자	Jul. Insured Dependants	51,382,747	37,434,465 19,497,520 17,936,945
8 월 가입자 피부양자	Aug. Insured Dependants	51,385,317	37,481,860 19,554,250 17,927,610
9 월 가입자 피부양자	Sep. Insured Dependants	51,401,119	37,216,780 19,584,122 17,632,658
10 월 가입자 피부양자	Oct. Insured Dependants	51,407,326	37,197,810 19,624,262 17,573,548
가입자 피부양자	Insured Dependants	51,425,983	37,187,771 19,684,114 17,503,657
12 월 가입자 피부양자	Dec. Insured Dependants	51,409,978	36,632,790 19,593,873 17,038,917

주 : 지역대상자에서 ( )는 세대수임

# 인구 현황

by Month

(단위 : 명, 세대)  
Unit : Person, Households

소 계 Sub-Total		지역 S.E.		
군 로 자 C.E.	공·교 G.&T.	소 계 S.T	군 지 역 Rural Area	시 지 역 Urban
<b>33,483,657</b>	<b>3,758,215</b>	<b>14,154,979</b>	<b>1,552,513</b>	<b>12,602,467</b>
<b>17,766,204</b>	<b>1,667,162</b>	<b>14,154,979</b>	<b>1,552,513</b>	<b>12,602,467</b>
<b>15,717,453</b>	<b>2,091,054</b>	<b>8,826,648</b>	<b>972,519</b>	<b>7,854,129</b>
33,263,921	3,807,802	14,321,605	1,574,490	12,747,115
17,358,304	1,653,588	14,321,605	1,574,490	12,747,115
15,905,617	2,154,214	(8,856,814)	(978,042)	(7,878,772)
33,405,491	3,804,039	14,176,864	1,552,179	12,624,685
17,499,203	1,658,077	14,176,864	1,552,179	12,624,685
15,906,288	2,145,962	(8,783,060)	(965,505)	(7,817,555)
33,451,109	3,796,653	14,142,625	1,542,828	12,599,797
17,558,104	1,666,838	14,142,625	1,542,828	12,599,797
15,893,005	2,129,815	(8,778,917)	(961,784)	(7,817,133)
33,567,125	3,793,939	14,029,473	1,530,069	12,499,404
17,694,475	1,669,326	14,029,473	1,530,069	12,499,404
15,872,650	2,124,613	(8,727,459)	(955,457)	(7,772,002)
33,635,730	3,789,096	13,968,449	1,529,231	12,439,218
17,764,610	1,668,244	13,968,449	1,529,231	12,439,218
15,871,120	2,120,852	(8,698,349)	(955,904)	(7,742,445)
33,649,688	3,786,402	13,959,741	1,530,452	12,429,289
17,802,875	1,668,605	13,959,741	1,530,452	12,429,289
15,846,813	2,117,797	(8,703,375)	(958,025)	(7,745,350)
33,667,023	3,767,442	13,948,282	1,531,086	12,417,196
17,835,878	1,661,642	13,948,282	1,531,086	12,417,196
15,831,145	2,105,800	(8,698,562)	(959,484)	(7,739,078)
33,715,501	3,766,359	13,903,457	1,526,768	12,376,689
17,890,945	1,663,305	13,903,457	1,526,768	12,376,689
15,824,556	2,103,054	(8,680,107)	(957,764)	(7,722,343)
33,516,421	3,700,359	14,184,339	1,561,947	12,622,392
17,920,333	1,663,789	14,184,339	1,561,947	12,622,392
15,596,088	2,036,570	(8,865,897)	(981,195)	(7,884,702)
33,491,574	3,706,236	14,209,516	1,564,146	12,645,370
17,950,749	1,673,513	14,209,516	1,564,146	12,645,370
15,540,825	2,032,723	(8,891,684)	(984,466)	(7,907,218)
33,482,774	3,704,997	14,238,212	1,565,980	12,672,232
18,007,564	1,676,550	14,238,212	1,565,980	12,672,232
15,475,210	2,028,447	(8,921,318)	(987,568)	(7,933,750)
32,957,531	3,675,259	14,777,188	1,620,975	13,156,213
17,911,411	1,682,462	14,777,188	1,620,975	13,156,213
15,046,120	1,992,797	(9,314,231)	(1,025,037)	(8,289,194)

제I-5표  
Table I-5

시·군·구별 적용  
Beneficiaries

구 분 Division	건강보험 적용인구 Population under NIH	직 장 I. W.				지 역 S.E.		Division
		사 업 장 Establishments	계 Total	가 입자 Insured	피 부 양 자 Dependents	가 입자 Insured	세 대 수 Households	
<b>총 합 계</b>	<b>51,409,978</b>	<b>2,051,984</b>	<b>36,632,790</b>	<b>19,593,873</b>	<b>17,038,917</b>	<b>14,777,188</b>	<b>9,314,231</b>	<b>Total</b>
<b>서 울</b>	<b>9,496,371</b>	<b>487,282</b>	<b>6,760,408</b>	<b>3,895,558</b>	<b>2,864,850</b>	<b>2,735,963</b>	<b>1,778,735</b>	<b>Seoul</b>
종 로 구	149,865	20,248	98,202	57,694	40,508	51,663	34,877	Jongno-gu
중 구	130,352	26,703	86,158	53,911	32,247	44,194	29,396	Jung-gu
용 산 구	221,735	14,220	153,881	96,117	57,764	67,854	44,588	Yongsan-gu
성 동 구	284,942	18,982	203,602	119,657	83,945	81,340	52,787	Seongdong-gu
광 진 구	344,755	12,581	238,139	142,287	95,852	106,616	72,166	Gwangjin-gu
동 대 문 구	341,681	13,525	229,215	126,533	102,682	112,466	75,437	Dongdaemun-gu
충 랑 구	374,910	9,009	249,777	142,071	107,706	125,133	79,610	Jungnang-gu
성 북 구	430,260	9,872	299,019	158,315	140,704	131,241	82,142	Seongbuk-gu
강 북 구	282,189	6,317	181,477	98,597	82,880	100,712	63,899	Gangbuk-gu
도 봉 구	304,681	6,460	208,185	111,241	96,944	96,496	58,571	Dobong-gu
노 원 구	487,331	10,155	359,687	186,989	172,698	127,644	78,206	Nowon-gu
은 평 구	455,524	9,224	320,779	179,434	141,345	134,745	84,118	Eunpyeong-gu
서 대 문 구	310,961	8,358	218,722	120,448	98,274	92,239	61,255	Seodaemun-gu
마 포 구	369,065	26,228	266,674	157,855	108,819	102,391	68,854	Mapo-gu
양 천 구	436,820	11,207	327,053	176,947	150,106	109,767	67,765	Yangcheon-gu
강 서 구	557,802	23,545	408,598	242,334	166,264	149,204	96,236	Gangseo-gu
구 로 구	415,837	21,438	290,117	167,169	122,948	125,720	83,193	Guro-gu
금 천 구	241,019	23,999	161,335	100,308	61,027	79,684	54,797	Geumcheon-gu
영 등 포 구	401,014	29,946	287,181	177,865	109,316	113,833	78,403	Yeongdeungpo-gu
동 작 구	384,500	8,899	277,450	160,350	117,100	107,050	71,107	Dongjak-gu
관 악 구	487,591	10,987	333,636	207,819	125,817	153,955	110,013	Gwanak-gu
서 초 구	416,282	43,434	316,888	185,474	131,414	99,394	62,278	Seocho-gu
강 남 구	549,005	71,063	411,995	246,641	165,354	137,010	89,756	Gangnam-gu
송 파 구	662,297	37,661	497,729	291,667	206,062	164,568	103,613	Songpa-gu
강 동 구	455,953	13,221	334,909	187,835	147,074	121,044	75,668	Gang-dong-gu
<b>부 산</b>	<b>3,222,601</b>	<b>126,812</b>	<b>2,274,007</b>	<b>1,175,858</b>	<b>1,098,149</b>	<b>948,594</b>	<b>592,731</b>	<b>Busan</b>
중 구	37,976	4,761	22,436	13,155	9,281	15,540	10,837	Jung-gu
서 구	100,153	3,379	66,980	34,526	32,454	33,173	21,419	Seo-gu
동 구	80,854	4,598	53,673	28,554	25,119	27,181	18,034	Dong-gu
영 도 구	100,873	3,340	66,361	33,125	33,236	34,512	21,715	Yeongdo-gu
부 산 진 구	344,044	12,441	238,527	126,537	111,990	105,517	67,606	Busanjin-gu
동 래 구	268,121	8,081	196,106	98,305	97,801	72,015	43,774	Dongnae-gu
남 구	253,805	7,150	178,276	87,685	90,591	75,529	47,374	Nam-gu
북 구	265,440	5,341	193,267	100,643	92,624	72,173	43,668	Buk-gu

주 : 1) 연도말 기준

2) 주민등록 실거주지 기준

# 인구 현황

by District

(단위 : 개소, 명, 세대)  
Unit : Each, Person, Households

구 분 Division	건강보험 적용인구 Population under NIH	직 장 I. W.				지 역 S.E.		Division
		사 업 장 Establishments	계 Total	가 입 자 Insured	피 부 양 자 Dependents	가 입 자 Insured	세 대 수 Households	
해운대구	378,666	14,077	271,633	139,769	131,864	107,033	65,648	Haeundae-gu
사하구	289,550	8,130	206,393	108,089	98,304	83,157	51,432	Saha-gu
금정구	216,718	8,613	150,880	74,632	76,248	65,838	42,107	Geumjeong-gu
강서구	147,062	13,761	111,748	60,045	51,703	35,314	21,188	Gangseo-gu
연제구	197,640	7,864	141,787	72,618	69,169	55,853	34,621	Yeonje-gu
수영구	170,140	6,127	114,619	61,553	53,066	55,521	35,074	Suyeong-gu
사상구	196,518	12,623	138,046	74,432	63,614	58,472	37,243	Sasang-gu
기장군	175,041	6,526	123,275	62,190	61,085	51,766	30,991	Gijang-gun
<b>대 구</b>	<b>2,302,374</b>	<b>88,591</b>	<b>1,647,433</b>	<b>833,170</b>	<b>814,263</b>	<b>654,941</b>	<b>400,771</b>	<b>Daegu</b>
중구	78,386	7,044	53,925	29,092	24,833	24,461	15,654	Jung-gu
동구	327,075	10,761	230,570	116,123	114,447	96,505	59,165	Dong-gu
서구	150,718	7,152	98,934	49,332	49,602	51,784	33,115	Seo-gu
남구	132,539	4,678	83,856	42,868	40,988	48,683	32,206	Nam-gu
북구	423,850	17,502	303,593	152,644	150,949	120,257	72,627	Buk-gu
수성구	402,853	14,312	301,052	148,679	152,373	101,801	60,797	Suseong-gu
달서구	525,047	17,881	382,844	195,817	187,027	142,203	86,882	Dalseo-gu
달성군	261,906	9,261	192,659	98,615	94,044	69,247	40,325	Dalseong-gun
<b>인 천</b>	<b>2,960,689</b>	<b>102,499</b>	<b>2,110,071</b>	<b>1,164,392</b>	<b>945,679</b>	<b>850,618</b>	<b>527,572</b>	<b>Incheon</b>
중구	154,335	6,585	111,592	65,677	45,915	42,743	27,584	Jung-gu
동구	57,422	3,657	40,363	20,991	19,372	17,059	10,679	Dong-gu
남구	399,989	10,595	267,996	147,276	120,720	131,993	84,587	Nam-gu
연수구	394,979	12,709	303,542	164,043	139,499	91,437	55,936	Yeonsu-gu
남동구	502,577	21,596	357,018	197,925	159,093	145,559	90,255	Nam-dong
부평구	485,039	13,640	338,604	187,228	151,376	146,435	91,446	Bupyeong-gu
계양구	284,439	8,348	198,269	111,466	86,803	86,170	52,587	Gyeyang-gu
서구	593,327	22,743	438,055	242,747	195,308	155,272	93,518	Seo-gu
강화군	68,158	2,162	42,203	19,490	22,713	25,955	15,556	Ganghwa-gun
옹진군	20,424	464	12,429	7,549	4,880	7,995	5,424	Ongjin-gun
<b>광 주</b>	<b>1,397,322</b>	<b>60,615</b>	<b>1,016,039</b>	<b>524,993</b>	<b>491,046</b>	<b>381,283</b>	<b>243,581</b>	<b>Gwangju</b>
동구	102,358	5,330	72,329	37,848	34,481	30,029	20,110	Dong-gu
서구	278,660	15,903	202,339	106,952	95,387	76,321	49,572	Seo-gu
남구	205,856	6,070	149,268	73,887	75,381	56,588	35,685	Nam-gu
북구	409,620	16,815	292,217	150,183	142,034	117,403	74,943	Buk-gu
광산구	400,828	16,497	299,886	156,123	143,763	100,942	63,271	Gwangsan-gu

Note : 1) As of the end of the Year  
2) Based on the resident place

제I-5표  
Table I-5

시·군·구별 적용  
Beneficiaries

구 분 Division	건강보험 적용인구 Population under NIH	직 장 I. W.				지 역 S.E.		Division
		사 업 장 Establishments	계 Total	가 입 자 Insured	피 부 양 자 Dependents	가 입 자 Insured	세 대 수 Households	
<b>대 전</b>	<b>1,422,643</b>	<b>55,806</b>	<b>1,035,395</b>	<b>553,387</b>	<b>482,008</b>	<b>387,248</b>	<b>247,841</b>	<b>Daejeon</b>
동 구	213,315	6,793	144,937	74,406	70,531	68,378	44,636	Dong-gu
중 구	219,544	7,867	152,368	80,074	72,294	67,176	42,109	Jung-gu
서 구	462,680	16,209	337,310	181,621	155,689	125,370	79,758	Seo-gu
유 성 구	359,262	15,986	281,262	152,354	128,908	78,000	50,672	Yuseong-gu
대 덕 구	167,842	8,951	119,518	64,932	54,586	48,324	30,666	Daedeok-gu
<b>울 산</b>	<b>1,110,677</b>	<b>33,724</b>	<b>839,665</b>	<b>426,814</b>	<b>412,851</b>	<b>271,012</b>	<b>170,035</b>	<b>Ulsan</b>
중 구	204,844	4,677	150,114	74,847	75,267	54,730	34,265	Jung-gu
남 구	309,795	12,321	232,234	121,628	110,606	77,561	50,217	Nam-gu
동 구	152,381	2,467	118,402	58,588	59,814	33,979	21,419	Dong-gu
북 구	218,746	5,456	176,575	88,659	87,916	42,171	25,309	Buk-gu
울 주 군	224,911	8,803	162,340	83,092	79,248	62,571	38,825	Ulju-gun
<b>세 종</b>	<b>386,776</b>	<b>10,446</b>	<b>314,246</b>	<b>164,357</b>	<b>149,889</b>	<b>72,530</b>	<b>44,484</b>	<b>Sejong</b>
<b>경 기</b>	<b>13,857,593</b>	<b>542,664</b>	<b>10,095,255</b>	<b>5,578,877</b>	<b>4,516,378</b>	<b>3,762,338</b>	<b>2,322,643</b>	<b>Gyeonggi</b>
수 원 시 장 안 구	273,532	5,635	201,240	107,058	94,182	72,292	46,104	Jangan-gu
수 원 시 권 선 구	373,858	10,744	271,808	153,302	118,506	102,050	64,751	Gwonseon-gu
수 원 시 팔 달 구	200,181	7,518	137,286	80,690	56,596	62,895	42,756	Paldal-gu
수 원 시 영 통 구	367,917	12,744	299,905	166,824	133,081	68,012	43,546	Yongtong-gu
성 남 시 수 정 구	233,534	8,302	162,870	95,553	67,317	70,664	48,280	Sujeong-gu
성 남 시 중 원 구	208,772	9,170	149,034	88,090	60,944	59,738	38,394	Jungwon-gu
성 남 시 분 당 구	486,248	23,708	386,422	214,473	171,949	99,826	60,362	Bundang-gu
의 정 부 시	455,393	11,199	311,866	168,412	143,454	143,527	88,097	Uijeongbu-si
안 양 시 만 안 구	235,907	6,946	169,778	95,489	74,289	66,129	41,724	Manan-gu
안 양 시 동 안 구	317,197	17,570	252,230	138,787	113,443	64,967	39,513	Dongan-gu
부 천 시	803,280	29,987	562,133	315,831	246,302	241,147	149,843	bucheon-si
광 명 시	289,366	10,450	220,430	119,340	101,090	68,936	42,102	Gwangmyeong-si
평택 시	596,266	19,417	433,726	248,961	184,765	162,540	103,881	Pyeongtaek-si
동 두 천 시	89,034	2,135	57,437	30,618	26,819	31,597	19,894	Dongducheon-si
안 산 시 상 록 구	350,251	8,564	232,773	130,194	102,579	117,478	74,120	Sangnok-gu
안 산 시 단 원 구	340,832	19,547	234,293	136,682	97,611	106,539	70,444	Danwon-gu
고 양 시 덕 양 구	485,809	14,309	352,368	193,506	158,862	133,441	82,624	Deogyang-gu
고양시일산동구	297,849	16,744	214,409	119,189	95,220	83,440	51,274	IlsanDong-gu
고양시일산서구	291,410	8,571	215,622	112,360	103,262	75,788	44,138	IlsanSeo-gu
과 천 시	79,562	2,634	63,982	35,245	28,737	15,580	9,195	Gwacheon-si

주 : 1) 연도말 기준

2) 주민등록 실거주지 기준



# 인구 현황 <계속>

by District <Cont'd>

(단위 : 개소, 명, 세대)  
Unit : Each, Person, Households

구 분 Division	건강보험 적용인구 Population under NIH	직 장 I. W.				지 역 S.E.		Division
		사 업 장 Establishments	계 Total	가 입 자 Insured	피 부 양 자 Dependents	가 입 자 Insured	세 대 수 Households	
구 리 시	186,978	6,760	133,464	72,128	61,336	53,514	32,538	Guri-si
남 양 주 시	734,309	26,586	507,643	266,466	241,177	226,666	129,748	Namyangju-si
오 산 시	239,576	6,207	173,552	97,197	76,355	66,024	42,835	Osan-si
시 흥 시	547,892	27,374	390,722	221,937	168,785	157,170	100,046	Siheung-si
군 포 시	268,600	9,700	202,952	112,353	90,599	65,648	41,272	Gunpo-si
의 왕 시	161,178	5,595	124,104	68,734	55,370	37,074	21,996	Uiwang-si
하 남 시	326,731	15,791	247,440	136,873	110,567	79,291	48,959	Hanam-si
용인시 처인구	268,261	12,698	188,130	106,222	81,908	80,131	48,856	Cheoin-gu
용인시 기흥구	442,335	15,601	338,897	176,860	162,037	103,438	60,432	Giheung-gu
용인시 수지구	380,604	8,891	302,532	154,203	148,329	78,072	45,002	Suji-gu
파 주 시	499,023	20,128	361,851	197,766	164,085	137,172	82,676	Paju-si
이 천 시	226,753	7,827	164,852	94,424	70,428	61,901	37,974	Icheon-si
안 성 시	200,435	8,412	137,633	76,489	61,144	62,802	39,928	Anseong-si
김 포 시	500,873	25,760	368,887	199,694	169,193	131,986	78,319	Gimpo-si
화 성 시	962,591	49,279	760,598	425,292	335,306	201,993	124,632	Hwaseong-si
광 주 시	401,170	17,126	280,022	161,018	119,004	121,148	72,015	Gwangju-si
양 주 시	244,789	10,578	169,177	91,923	77,254	75,612	44,410	Yangju-si
포 천 시	153,308	10,493	100,093	59,206	40,887	53,215	34,348	Pocheon-si
여 주 시	112,805	4,292	74,815	39,251	35,564	37,990	23,379	Yeoju-si
연 천 군	41,068	1,456	26,459	13,766	12,693	14,609	9,247	Yeoncheon-gun
가 평 군	60,809	2,397	37,481	19,878	17,603	23,328	14,952	Gapyeong-gun
양 평 군	121,307	3,819	74,339	36,593	37,746	46,968	28,037	Yangpyeong-gun
강 원	1,503,671	55,407	1,022,618	532,043	490,575	481,053	308,510	Gangwon
춘 천 시	279,494	10,069	199,442	105,868	93,574	80,052	50,592	Chuncheon-si
원 주 시	354,754	12,706	248,916	133,715	115,201	105,838	66,337	Wonju-si
강 릉 시	206,607	8,005	139,073	72,428	66,645	67,534	43,050	Gangneung-si
동 해 시	86,993	2,855	62,036	31,521	30,515	24,957	16,243	Donghae-si
태 백 시	37,950	1,393	26,695	13,824	12,871	11,255	7,876	Taebaek-si
속 초 시	80,668	3,066	53,054	29,456	23,598	27,614	17,848	Sokcho-si
삼 척 시	61,555	2,263	42,576	20,576	22,000	18,979	12,989	Samcheok-si
홍 천 군	66,950	2,607	41,524	20,060	21,464	25,426	15,805	Hongcheon-gun
횡 성 군	46,004	1,749	29,030	13,050	15,980	16,974	10,674	Hoengseong-gun
영 월 군	36,742	1,423	23,527	11,236	12,291	13,215	8,978	Yeongwol-gun
평 창 군	40,679	1,553	24,035	11,485	12,550	16,644	10,616	Pyeongchang-gun
정 선 군	34,286	1,144	21,557	10,999	10,558	12,729	8,783	Jeongseon-gun
철 원 군	41,467	1,363	27,370	13,557	13,813	14,097	8,653	Cheorwon-gun
화 천 군	22,876	866	15,509	8,209	7,300	7,367	4,854	Hwacheon-gun
양 구 군	20,752	754	14,112	7,254	6,858	6,640	4,179	Yanggu-gun

Note : 1) As of the end of the Year  
2) Based on the resident place

제I-5표  
Table I-5

시·군·구별 적용  
Beneficiaries

구 분 Division	건강보험 적용인구 Population under NIH	직 장 I. W.				지 역 S.E.		Division
		사업장 Establishments	계 Total	가입자 Insured	피부양자 Dependents	가입자 Insured	세대수 Households	
인 제 군	31,606	1,285	21,553	11,985	9,568	10,053	6,556	Inje-gun
고 성 군	27,227	1,153	16,114	8,554	7,560	11,113	7,647	Goseong-gun
양 양 군	27,061	1,153	16,495	8,266	8,229	10,566	6,830	Yangyang-gun
<b>총 북</b>	<b>1,598,867</b>	<b>58,525</b>	<b>1,140,413</b>	<b>605,874</b>	<b>534,539</b>	<b>458,454</b>	<b>293,953</b>	<b>Chungbuk</b>
청 주 시 상 당 구	192,541	5,724	139,877	72,885	66,992	52,664	32,400	Sangdang-gu
청 주 시 서 원 구	189,151	6,632	136,573	72,496	64,077	52,578	33,683	Seowon-gu
청 주 시 흥 덕 구	271,749	9,949	205,026	115,482	89,544	66,723	43,526	Heungdeok-gu
청 주 시 청 원 구	195,784	7,967	148,490	81,572	66,918	47,294	30,621	Cheongwon-gu
충 주 시	206,262	6,758	142,588	73,872	68,716	63,674	40,234	Chungju-si
제 천 시	127,743	4,437	86,400	42,935	43,465	41,343	26,563	Jecheon-si
보 은 군	30,848	987	19,268	8,413	10,855	11,580	7,366	Boeun-gun
옥 천 군	48,612	1,962	31,832	14,630	17,202	16,780	10,734	Okcheon-gun
영 동 군	44,074	1,462	27,834	11,650	16,184	16,240	10,450	Yeongdong-gun
증 평 군	36,943	1,081	26,240	14,412	11,828	10,703	6,887	Jeungpyeong-gun
진 천 군	92,250	3,692	67,534	39,050	28,484	24,716	15,889	Jincheon-gun
괴 산 군	36,625	1,297	22,966	10,174	12,792	13,659	8,971	Goesan-gun
음 성 군	99,387	5,591	68,744	40,514	28,230	30,643	20,021	Eumseong-gun
단 양 군	26,898	986	17,041	7,789	9,252	9,857	6,608	Danyang-gun
<b>총 남</b>	<b>2,157,366</b>	<b>73,668</b>	<b>1,511,412</b>	<b>777,740</b>	<b>733,672</b>	<b>645,954</b>	<b>411,180</b>	<b>Chungnam</b>
천 안 시 동 남 구	260,550	9,826	183,055	99,828	83,227	77,495	48,867	Dongnam-gu
천 안 시 서 북 구	412,118	13,866	309,958	173,590	136,368	102,160	66,393	Seobuk-gu
공 주 시	100,929	3,921	66,255	31,916	34,339	34,674	21,816	Gongju-si
보 령 시	96,154	3,392	63,070	30,866	32,204	33,084	21,319	Boryeong-si
아 산 시	352,776	11,857	258,544	139,272	119,272	94,232	60,530	Asan-si
서 산 시	178,999	5,342	129,445	65,592	63,853	49,554	31,154	Seosan-si
논 산 시	110,254	3,968	70,278	33,456	36,822	39,976	25,616	Nonsan-si
계 룡 시	44,375	1,084	34,675	17,047	17,628	9,700	5,912	Gyerong-si
당 진 시	173,227	5,829	124,250	64,275	59,975	48,977	31,407	Dangjin-si
금 산 군	50,554	2,349	30,945	13,602	17,343	19,609	12,740	Geumsan-gun
부 여 군	60,833	1,850	38,055	15,164	22,891	22,778	14,262	Buyeo-gun
서 천 군	49,077	1,533	30,471	12,624	17,847	18,606	12,064	Seocheon-gun
청 양 군	30,157	1,005	19,158	8,112	11,046	10,999	6,926	Cheongyang-gun
홍 성 군	98,362	3,179	66,370	32,174	34,196	31,992	19,386	Hongseong-gun
예 산 군	78,087	2,588	50,752	24,016	26,736	27,335	17,002	Yesan-gun
태 안 군	60,914	2,079	36,131	16,206	19,925	24,783	15,786	Tae'an-gun

주 : 1) 연도말 기준  
2) 주민등록 실거주지 기준

# 인구 현황 <계속>

by District <Cont'd>

(단위 : 개소, 명, 세대)  
Unit : Each, Person, Households

구 분 Division	건강보험 적용인구 Population under NIH	직 장 I. W.				지 역 S.E.		Division
		사 업 장	계	가 입 자	피 부 양 자	가 입 자	세 대 수	
		Establishments	Total	Insured	Dependents	Insured	Households	
전 북	1,720,974	62,668	1,184,600	575,618	608,982	536,374	344,119	Jeonbuk
전 주 시 완 산 구	322,982	12,744	230,490	120,139	110,351	92,492	59,082	Wansan-gu
전 주 시 덕 진 구	314,158	11,899	233,464	118,626	114,838	80,694	51,263	Deokjin-gu
군 산 시	256,865	8,973	177,605	88,925	88,680	79,260	50,710	Gunsan-si
익 산 시	263,989	9,106	182,941	90,306	92,635	81,048	51,463	Iksan-si
정 읍 시	101,201	3,280	64,984	29,519	35,465	36,217	23,723	Jeongeup-si
남 원 시	74,559	2,581	48,353	21,266	27,087	26,206	16,535	Namwon-si
김 제 시	78,071	3,174	50,110	22,271	27,839	27,961	18,256	Gimje-si
완 주 군	91,084	4,050	61,794	29,553	32,241	29,290	18,774	Wanju-gun
진 안 군	23,775	889	14,961	6,087	8,874	8,814	5,789	Jinan-gun
무 주 군	22,791	816	14,346	6,262	8,084	8,445	5,493	Muju-gun
장 수 군	20,675	627	12,991	5,179	7,812	7,684	4,910	Jangsu-gun
임 실 군	25,526	778	15,974	6,469	9,505	9,552	6,372	Imsil-gun
순 창 군	25,927	841	16,713	6,756	9,957	9,214	5,824	Sunchang-gun
고 창 군	50,882	1,507	30,916	12,236	18,680	19,966	13,143	Gochang-gun
부 안 군	48,489	1,403	28,958	12,024	16,934	19,531	12,782	Buan-gun
전 남	1,787,568	60,762	1,194,187	568,311	625,876	593,381	380,431	Jeonnam
목 포 시	209,190	6,543	138,281	68,250	70,031	70,909	45,077	Mokpo-si
여 수 시	271,871	9,726	191,605	97,400	94,205	80,266	51,347	Yeosu-si
순 천 시	275,657	8,761	198,721	99,084	99,637	76,936	47,773	Suncheon-si
나 주 시	114,859	4,409	79,770	39,163	40,607	35,089	22,981	Naju-si
광 양 시	151,406	5,374	112,316	58,409	53,907	39,090	24,791	Gwangyang-si
담 양 군	44,994	2,180	29,384	13,129	16,255	15,610	10,015	Damyang-gun
곡 성 군	26,034	854	16,849	7,041	9,808	9,185	6,055	Gokseong-gun
구 례 군	23,712	658	14,571	6,093	8,478	9,141	5,854	Gurye-gun
고 흥 군	59,585	1,729	34,463	12,646	21,817	25,122	16,503	Goheung-gun
보 성 군	36,857	1,221	22,104	8,357	13,747	14,753	9,734	Boseong-gun
화 순 군	60,752	2,212	41,099	18,920	22,179	19,653	12,872	Hwasun-gun
장 흥 군	34,239	1,065	21,025	8,877	12,148	13,214	8,656	Jangheung-gun
강 진 군	31,987	989	19,802	8,263	11,539	12,185	8,017	Gangjin-gun
해 남 군	64,066	1,968	37,144	14,790	22,354	26,922	16,977	Haenam-gun
영 암 군	55,905	2,518	36,352	18,165	18,187	19,553	12,820	Yeongam-gun
무 안 군	89,843	2,748	62,601	29,877	32,724	27,242	17,145	Muan-gun
함 평 군	29,993	1,018	18,430	7,632	10,798	11,563	7,764	Hampyeong-gun
영 광 군	50,598	1,576	31,857	14,412	17,445	18,741	12,155	Yeonggwang-gun
장 성 군	42,689	2,325	28,163	12,892	15,271	14,526	9,413	Jangseong-gun
완 도 군	47,429	1,438	24,256	10,437	13,819	23,173	14,492	Wando-gun

Note : 1) As of the end of the Year  
2) Based on the resident place

제I-5표  
Table I-5

시·군·구별 적용  
Beneficiaries

구 분 Division	건강보험 적용인구 Population under NIH	직 장 I. W.				지 역 S.E.		Division
		사업장 Establishments	계 Total	가입자 Insured	피부양자 Dependents	가입자 Insured	세대수 Households	
진 도 군	29,023	798	15,899	6,485	9,414	13,124	8,681	Jindo-gun
신 안 군	36,879	652	19,495	7,989	11,506	17,384	11,309	Sinan-gun
<b>경 북</b>	<b>2,558,755</b>	<b>87,437</b>	<b>1,756,354</b>	<b>835,888</b>	<b>920,466</b>	<b>802,401</b>	<b>506,777</b>	<b>Gyeongbuk</b>
포 항 시 남 구	222,377	8,185	159,109	79,654	79,455	63,268	40,853	Nam-gu
포 항 시 북 구	261,888	7,175	189,579	92,837	96,742	72,309	44,890	Buk-gu
경 주 시	251,596	9,782	172,827	85,526	87,301	78,769	50,425	Gyeongju-si
김 천 시	136,519	3,813	94,451	43,397	51,054	42,068	26,039	Gimcheon-si
안 동 시	149,378	5,123	101,563	47,061	54,502	47,815	30,147	Andong-si
구 미 시	404,839	13,240	297,387	153,042	144,345	107,452	66,485	Gumi-si
영 주 시	96,963	2,757	64,221	28,258	35,963	32,742	20,384	Yeongju-si
영 천 시	98,546	3,750	65,745	29,912	35,833	32,801	21,189	Yeongcheon-si
상 주 시	92,387	2,643	58,387	23,253	35,134	34,000	20,792	Sangju-si
문 경 시	68,727	2,005	44,632	19,485	25,147	24,095	15,266	Mungyeong-si
경 산 시	267,904	9,161	183,523	90,921	92,602	84,381	52,836	Gyeongsan-si
군 위 군	22,884	773	14,661	5,854	8,807	8,223	5,473	Gunwi-gun
의 성 군	48,572	1,305	30,640	10,746	19,894	17,932	11,589	Uiseong-gun
청 송 군	23,415	668	14,025	5,268	8,757	9,390	6,102	Cheongsong-gun
영 양 군	15,413	437	9,452	3,661	5,791	5,961	3,937	Yeongyang-gun
영 덕 군	33,333	940	18,850	7,857	10,993	14,483	9,536	Yeongdeok-gun
청 도 군	40,702	1,239	25,670	10,065	15,605	15,032	9,691	Cheongdo-gun
고 령 군	30,524	1,896	19,775	9,244	10,531	10,749	6,959	Goryeong-gun
성 주 군	42,360	2,483	25,897	10,780	15,117	16,463	10,254	Seongju-gun
칠 곡 군	111,875	6,232	75,758	39,263	36,495	36,117	22,312	Chilgok-gun
예 천 군	54,316	1,323	37,234	15,384	21,850	17,082	10,624	Yecheon-gun
봉 화 군	29,256	959	17,887	6,591	11,296	11,369	7,243	Bonghwa-gun
울 진 군	46,049	1,265	29,721	14,606	15,115	16,328	11,239	Ulsin-gun
울 릉 군	8,932	283	5,360	3,223	2,137	3,572	2,512	Ulleung-gun

주 : 1) 연도말 기준

2) 주민등록 실거주지 기준

# 인구 현황 <계속>

by District <Cont'd>

(단위 : 개소, 명, 세대)  
Unit : Each, Person, Households

구 분 Division	건강보험 적용인구 Population under NIH	직 장 I. W.				지 역 S.E.		Division
		사 업 장 Establishments	계 Total	가 입 자 Insured	피 부 양 자 Dependents	가 입 자 Insured	세 대 수 Households	
경 남	3,250,104	113,900	2,283,189	1,143,014	1,140,175	966,915	599,549	Gyeongnam
창 원 시 의 창 구	213,656	9,411	154,281	81,387	72,894	59,375	36,811	Uichang-gu
창 원 시 성 산 구	250,340	9,933	198,584	108,260	90,324	51,756	32,974	Seongsan-gu
창원시마산합포구	174,761	4,970	118,846	58,849	59,997	55,915	34,863	MasanHappo-gu
창원시마산회원구	179,697	5,445	127,679	64,919	62,760	52,018	32,166	MasanHoewon-gu
창 원 시 진 해 구	191,933	4,171	140,594	71,472	69,122	51,339	31,765	Jinhae-gu
진 주 시	338,181	11,838	241,285	120,556	120,729	96,896	59,839	Jinju-si
통 영 시	119,574	3,478	70,117	33,890	36,227	49,457	29,997	Tongyeong-si
사 천 시	107,472	3,648	73,240	36,156	37,084	34,232	21,727	Sacheon-si
김 해 시	539,530	23,556	391,343	205,896	185,447	148,187	89,216	Gimhae-si
밀 양 시	101,048	3,103	65,337	29,063	36,274	35,711	22,704	Miryang-si
거 제 시	236,952	5,795	168,594	82,335	86,259	68,358	41,584	Geoje-si
양 산 시	351,268	12,030	250,933	129,971	120,962	100,335	60,636	Yangsang-si
의 령 군	25,265	892	16,552	6,833	9,719	8,713	5,917	Uiryeong-gun
함 안 군	62,202	3,982	42,716	20,431	22,285	19,486	12,308	Haman-gun
창 녕 군	58,401	1,922	37,269	16,603	20,666	21,132	13,848	Changnyeong-gun
고 성 군	49,182	1,743	30,161	13,234	16,927	19,021	12,054	Goseong-gun
남 해 군	40,518	1,215	24,319	9,550	14,769	16,199	10,376	Namhae-gun
하 동 군	40,987	1,111	24,154	9,960	14,194	16,833	10,871	Hadong-gun
산 청 군	33,315	1,161	19,974	8,036	11,938	13,341	8,744	Sancheong-gun
함 양 군	36,446	1,194	23,051	9,480	13,571	13,395	8,776	Hamyang-gun
거 창 군	58,680	1,994	38,091	16,349	21,742	20,589	12,662	Geochang-gun
합 천 군	40,696	1,308	26,069	9,784	16,285	14,627	9,711	Hapcheon-gun
제 주	675,627	31,178	447,498	237,979	209,519	228,129	141,319	Jeju
제 주 시	491,435	23,997	333,422	180,091	153,331	158,013	98,274	Jeju-si
서 귀 포 시	184,192	7,181	114,076	57,888	56,188	70,116	43,045	Seogwipo-si

Note : 1) As of the end of the Year  
2) Based on the resident place

제 I-6표  
Table I-6

가입자 및 피부양자,  
Changes in Qualification of Insured

구 분 Division		당 월 초 현 재 The Month's Beginning				자 격		
						직 장 취 득 Acquirement		
		사 업 장 Establishments	계 Total	가 입 자 Insured	피부양자 Dependents	계 Total	가 입 자 Insured	피부양자 Dependents
계	직장계 I.W.	-	-	-	-	20,961,738	11,386,537	9,575,201
Total	근로자 C.E.	-	-	-	-	19,994,648	11,055,548	8,939,100
	공·교 G.&T.	-	-	-	-	967,090	330,989	636,101
1 월	직장계 I.W.	2,005,323	37,179,823	19,089,710	18,090,113	2,250,209	1,152,860	1,097,349
Jan.	근로자 C.E.	1,990,155	33,369,875	17,436,976	15,932,899	2,120,966	1,110,170	1,010,796
	공·교 G.&T.	15,168	3,809,948	1,652,734	2,157,214	129,243	42,690	86,553
2 월	직장계 I.W.	1,988,811	37,071,723	19,011,892	18,059,831	1,727,963	928,044	799,919
Feb.	근로자 C.E.	1,973,616	33,263,921	17,358,304	15,905,617	1,612,985	889,458	723,527
	공·교 G.&T.	15,195	3,807,802	1,653,588	2,154,214	114,978	38,586	76,392
3 월	직장계 I.W.	1,992,701	37,209,530	19,157,280	18,052,250	2,277,327	1,199,035	1,078,292
Mar.	근로자 C.E.	1,977,513	33,405,491	17,499,203	15,906,288	2,028,910	1,087,776	941,134
	공·교 G.&T.	15,188	3,804,039	1,658,077	2,145,962	248,417	111,259	137,158
4 월	직장계 I.W.	2,010,040	37,247,762	19,224,942	18,022,820	1,759,443	969,696	789,747
Apr.	근로자 C.E.	1,994,914	33,451,109	17,558,104	15,893,005	1,713,133	956,845	756,288
	공·교 G.&T.	15,126	3,796,653	1,666,838	2,129,815	46,310	12,851	33,459
5 월	직장계 I.W.	2,027,329	37,361,064	19,363,801	17,997,263	1,661,876	905,646	756,230
May.	근로자 C.E.	2,012,246	33,567,125	17,694,475	15,872,650	1,622,230	896,824	725,406
	공·교 G.&T.	15,083	3,793,939	1,669,326	2,124,613	39,646	8,822	30,824
6 월	직장계 I.W.	2,041,028	37,424,826	19,432,854	17,991,972	1,608,323	886,397	721,926
Jun.	근로자 C.E.	2,025,948	33,635,730	17,764,610	15,871,120	1,570,082	877,973	692,109
	공·교 G.&T.	15,080	3,789,096	1,668,244	2,120,852	38,241	8,424	29,817
7 월	직장계 I.W.	2,051,151	37,436,090	19,471,480	17,964,610	1,805,165	973,760	831,405
Jul.	근로자 C.E.	2,036,072	33,649,688	17,802,875	15,846,813	1,719,493	946,285	773,208
	공·교 G.&T.	15,079	3,786,402	1,668,605	2,117,797	85,672	27,475	58,197
8 월	직장계 I.W.	2,054,825	37,434,465	19,497,520	17,936,945	1,654,652	902,666	751,986
Aug.	근로자 C.E.	2,039,731	33,667,023	17,835,878	15,831,145	1,590,972	884,086	706,886
	공·교 G.&T.	15,094	3,767,442	1,661,642	2,105,800	63,680	18,580	45,100
9 월	직장계 I.W.	2,058,464	37,481,860	19,554,250	17,927,610	1,570,647	891,916	678,731
Sep.	근로자 C.E.	2,043,372	33,715,501	17,890,945	15,824,556	1,506,465	869,210	637,255
	공·교 G.&T.	15,092	3,766,359	1,663,305	2,103,054	64,182	22,706	41,476
10 월	직장계 I.W.	2,058,737	37,216,780	19,584,122	17,632,658	1,461,683	839,622	622,061
Oct.	근로자 C.E.	2,043,645	33,516,421	17,920,333	15,596,088	1,417,884	822,711	595,173
	공·교 G.&T.	15,092	3,700,359	1,663,789	2,036,570	43,799	16,911	26,888
11 월	직장계 I.W.	2,055,995	37,197,810	19,624,262	17,573,548	1,538,619	894,885	643,734
Nov.	근로자 C.E.	2,040,902	33,491,574	17,950,749	15,540,825	1,499,920	884,278	615,642
	공·교 G.&T.	15,093	3,706,236	1,673,513	2,032,723	38,699	10,607	28,092
12 월	직장계 I.W.	2,059,326	37,187,771	19,684,114	17,503,657	1,645,831	842,010	803,821
Dec.	근로자 C.E.	2,044,236	33,482,774	18,007,564	15,475,210	1,591,608	829,932	761,676
	공·교 G.&T.	15,090	3,704,997	1,676,550	2,028,447	54,223	12,078	42,145

주 : 공·교의 근무자 변경은 취득, 상실에서 제외됨

# 사업장 월별 변동 현황(직장)

and Dependents, and Establishments by Month(I.W.)

(단위 : 개소, 명)

Unit : Each, Person

변 동		Changes in Qualification			당 월 말 현 재 The Month's End			
사업장 가입 Establishments Enrollment	직 장 상 실 Disqualification			사업장 탈퇴 Establishments Secession				
	계 Total	가 입 자 Insured	피부양자 Dependents		사 업 장 Establishments	계 Total	가 입 자 Insured	피부양자 Dependents
596,603	22,698,206	11,223,254	11,474,952	562,577	-	-	-	-
596,384	21,535,818	10,911,590	10,624,228	562,279	-	-	-	-
219	1,162,388	311,664	850,724	298	-	-	-	-
53,699	2,459,750	1,254,546	1,205,204	71,032	1,988,811	37,071,723	19,011,892	18,059,831
53,637	2,324,176	1,212,724	1,111,452	70,996	1,973,616	33,263,921	17,358,304	15,905,617
62	135,574	41,822	93,752	36	15,195	3,807,802	1,653,588	2,154,214
48,500	1,686,209	809,732	876,477	45,776	1,992,701	37,209,530	19,157,280	18,052,250
48,497	1,563,118	775,514	787,604	45,766	1,977,513	33,405,491	17,499,203	15,906,288
3	123,091	34,218	88,873	10	15,188	3,804,039	1,658,077	2,145,962
57,446	2,350,116	1,158,274	1,191,842	41,251	2,010,040	37,247,762	19,224,942	18,022,820
57,421	2,089,160	1,056,060	1,033,100	41,163	1,994,914	33,451,109	17,558,104	15,893,005
25	260,956	102,214	158,742	88	15,126	3,796,653	1,666,838	2,129,815
58,183	1,743,627	856,174	887,453	41,983	2,027,329	37,361,064	19,363,801	17,997,263
58,163	1,690,787	845,662	845,125	41,921	2,012,246	33,567,125	17,694,475	15,872,650
20	52,840	10,512	42,328	62	15,083	3,793,939	1,669,326	2,124,613
51,636	1,696,280	862,126	834,154	38,961	2,041,028	37,424,826	19,432,854	17,991,972
51,622	1,648,479	852,132	796,347	38,944	2,025,948	33,635,730	17,764,610	15,871,120
14	47,801	9,994	37,807	17	15,080	3,789,096	1,668,244	2,120,852
52,814	1,696,459	877,250	819,209	43,590	2,051,151	37,436,090	19,471,480	17,964,610
52,796	1,652,514	869,157	783,357	43,571	2,036,072	33,649,688	17,802,875	15,846,813
18	43,945	8,093	35,852	19	15,079	3,786,402	1,668,605	2,117,797
52,075	1,911,029	977,473	933,556	49,332	2,054,825	37,434,465	19,497,520	17,936,945
52,047	1,802,471	942,973	859,498	49,317	2,039,731	33,667,023	17,835,878	15,831,145
28	108,558	34,500	74,058	15	15,094	3,767,442	1,661,642	2,105,800
48,093	1,708,247	878,260	829,987	45,460	2,058,464	37,481,860	19,554,250	17,927,610
48,077	1,640,178	861,172	779,006	45,442	2,043,372	33,715,501	17,890,945	15,824,556
16	68,069	17,088	50,981	18	15,092	3,766,359	1,663,305	2,103,054
43,462	1,933,126	894,211	1,038,915	44,169	2,058,737	37,216,780	19,584,122	17,632,658
43,448	1,799,515	871,959	927,556	44,155	2,043,645	33,516,421	17,920,333	15,596,088
14	133,611	22,252	111,359	14	15,092	3,700,359	1,663,789	2,036,570
42,515	1,580,005	835,322	744,683	46,310	2,055,995	37,197,810	19,624,262	17,573,548
42,507	1,527,246	821,212	706,034	46,303	2,040,902	33,491,574	17,950,749	15,540,825
8	52,759	14,110	38,649	7	15,093	3,706,236	1,673,513	2,032,723
45,921	1,632,680	859,952	772,728	43,954	2,059,326	37,187,771	19,684,114	17,503,657
45,917	1,589,584	851,923	737,661	43,947	2,044,236	33,482,774	18,007,564	15,475,210
4	43,096	8,029	35,067	7	15,090	3,704,997	1,676,550	2,028,447
42,259	2,300,678	959,934	1,340,744	50,759	2,051,984	36,632,790	19,593,873	17,038,917
42,252	2,208,590	951,102	1,257,488	50,754	2,036,891	32,957,531	17,911,411	15,046,120
7	92,088	8,832	83,256	5	15,093	3,675,259	1,682,462	1,992,797

Note : Data on qualification and disqualification do not include institution changes of Government Employees

제 I-6-1표  
Table I-6-1

시도별 월별 세대수  
Changes in Qualification of Households

구 분 Division	당월초현재 The Month's Beginning		지 역 취 득 Acquirement				
			계 Total		직장상실 I.W. Unemployment		기 Others
	세대수 Households	가입자 Insured	세대수 Households	가입자 Insured	세대수 Households	가입자 Insured	세대수 Households
<b>계 Total</b>	<b>8,816,767</b>	<b>14,232,314</b>	<b>6,315,429</b>	<b>12,261,657</b>	<b>4,769,951</b>	<b>9,537,376</b>	<b>1,545,478</b>
서울 Seoul	1,701,628	2,658,173	1,253,787	2,288,437	888,095	1,700,364	365,692
부산 Busan	567,487	925,977	385,693	774,111	314,958	635,532	70,735
대구 Daegu	384,051	638,529	245,488	503,766	198,861	410,283	46,627
인천 Incheon	494,510	811,359	385,266	772,411	289,559	602,847	95,707
광주 Gwangju	230,624	366,404	163,192	322,577	127,950	255,035	35,242
대전 Daejeon	231,416	368,711	184,129	350,173	145,609	279,517	38,520
울산 Ulsan	163,823	267,044	131,443	266,066	108,456	222,406	22,987
세종 Sejong	40,605	67,082	32,821	68,509	25,350	53,298	7,471
경기 Gyeonggi	2,187,587	3,605,013	1,654,462	3,305,748	1,199,198	2,522,046	455,264
강원 Gangwon	286,346	452,101	192,064	364,749	154,625	289,971	37,439
충북 Chungbuk	274,948	436,135	207,772	383,824	160,428	301,960	47,344
충남 Chungnam	385,780	617,281	275,731	505,755	206,416	390,211	69,315
전북 Jeonbuk	323,801	513,377	213,287	410,223	166,712	322,804	46,575
전남 Jeonnam	361,603	575,319	233,778	452,748	188,090	365,232	45,688
경북 Gyeongbuk	479,910	774,564	301,674	576,185	238,219	455,875	63,455
경남 Gyeongnam	568,163	935,097	374,218	756,617	296,642	608,096	77,576
제주 Jeju	134,485	220,148	80,624	159,758	60,783	121,899	19,841
1 월 Jan.	8,816,767	14,232,314	655,190	1,278,971	560,993	1,119,451	94,197
2 월 Feb.	8,856,814	14,321,605	421,210	825,592	320,018	654,513	101,192
3 월 Mar.	8,783,060	14,176,864	547,964	1,088,688	430,206	897,882	117,758
4 월 Apr.	8,778,917	14,142,625	459,796	884,974	357,613	724,434	102,183
5 월 May.	8,727,459	14,029,473	455,830	878,406	364,571	726,965	91,259
6 월 Jun.	8,698,349	13,968,449	458,359	879,818	364,093	727,235	94,266
7 월 Jul.	8,703,375	13,959,741	506,569	971,626	415,235	822,703	91,334
8 월 Aug.	8,698,562	13,948,282	454,989	872,255	354,672	712,292	100,317
9 월 Sep.	8,680,107	13,903,457	616,829	1,173,712	386,144	769,924	230,685
10 월 Oct.	8,865,897	14,184,339	477,002	901,450	370,835	735,672	106,167
11 월 Nov.	8,891,684	14,209,516	500,910	956,192	400,653	791,382	100,257
12 월 Dec.	8,921,318	14,238,212	760,781	1,549,973	444,918	854,923	315,863

주 : 실거주지 기준



## 및 가입자 변동 현황(지역)

and Insured, and Establishment by Month(S.E.)

(단위 : 세대, 명)  
Unit : Households, Person

	지 역 상 실 Disqualification						당월말현재 The Month's End	
타	계 Total		직장취득 I.W. Acquirement		기 타 Others			
가입자 Insured	세대수 Households	가입자 Insured	세대수 Households	가입자 Insured	세대수 Households	가입자 Insured	세대수 Households	가입자 Insured
2,724,281	6,759,379	13,334,366	5,748,184	11,363,822	1,011,195	1,970,544	9,314,231	14,777,188
588,073	1,333,521	2,467,756	1,109,650	2,083,041	223,871	384,715	1,778,735	2,735,963
138,579	410,042	846,677	352,453	725,763	57,589	120,914	592,731	948,594
93,483	262,078	549,931	225,021	473,222	37,057	76,709	400,771	654,941
169,564	417,563	845,536	358,346	726,937	59,217	118,599	527,572	850,618
67,542	173,468	347,791	146,651	294,283	26,817	53,508	243,581	381,283
70,656	192,818	377,066	163,053	320,353	29,765	56,713	247,841	387,248
43,660	144,885	297,529	127,792	261,258	17,093	36,271	170,035	271,012
15,211	35,006	73,882	30,269	63,693	4,737	10,189	44,484	72,530
783,702	1,794,103	3,615,020	1,540,979	3,112,697	253,124	502,323	2,322,643	3,762,338
74,778	199,013	384,391	170,008	324,973	29,005	59,418	308,510	481,053
81,864	221,414	416,208	189,798	355,577	31,616	60,631	293,953	458,454
115,544	297,922	556,098	250,984	468,404	46,938	87,694	411,180	645,954
87,419	224,575	440,102	188,107	367,305	36,468	72,797	344,119	536,374
87,516	252,253	497,583	213,711	418,965	38,542	78,618	380,431	593,381
120,310	319,574	625,585	270,218	525,205	49,356	100,380	506,777	802,401
148,521	396,426	823,130	341,702	702,840	54,724	120,290	599,549	966,915
37,859	84,718	170,081	69,442	139,306	15,276	30,775	141,319	228,129
159,520	682,799	1,340,152	586,520	1,164,757	96,279	175,395	8,856,814	14,321,605
171,079	541,342	1,087,857	467,837	936,835	73,505	151,022	8,783,060	14,176,864
190,806	616,062	1,268,728	530,283	1,086,793	85,779	181,935	8,778,917	14,142,625
160,540	565,837	1,126,357	484,012	968,875	81,825	157,482	8,727,459	14,029,473
151,441	540,016	1,068,453	463,481	916,390	76,535	152,063	8,698,349	13,968,449
152,583	516,473	1,018,369	443,694	876,061	72,779	142,308	8,703,375	13,959,741
148,923	574,332	1,117,947	490,506	963,509	83,826	154,438	8,698,562	13,948,282
159,963	531,424	1,041,649	449,147	883,467	82,277	158,182	8,680,107	13,903,457
403,788	518,973	1,022,188	447,478	881,439	71,495	140,749	8,865,897	14,184,339
165,778	518,035	995,880	435,930	846,433	82,105	149,447	8,891,684	14,209,516
164,810	544,191	1,045,579	463,365	889,871	80,826	155,708	8,921,318	14,238,212
695,050	609,895	1,201,207	485,931	949,392	123,964	251,815	9,314,231	14,777,188

Note : Based on the resident place

제 I-7표  
Table I-7

사업장 규모별 적용  
Beneficiaries by

구 분 Division	직 장 계 I.W. Total				근
	사업장 Establishments	계 Total	가입자 Insured	피부양자 Dependents	사업장 Establishments
<b>계 Total</b>	<b>2,051,984</b>	<b>36,239,697</b>	<b>19,401,104</b>	<b>16,838,593</b>	<b>2,036,891</b>
5 인미만 Less than	1,382,462	5,161,537	3,003,819	2,157,718	1,382,088
5 ~ 9	372,113	4,083,113	2,383,831	1,699,282	370,438
10 ~ 14	112,023	2,235,665	1,305,457	930,208	110,154
15 ~ 19	54,594	1,568,501	915,204	653,297	53,421
20 ~ 29	52,130	2,143,077	1,242,374	900,703	50,365
30 ~ 39	23,419	1,394,032	794,785	599,247	21,562
40 ~ 49	14,124	1,107,087	622,825	484,262	12,542
50 ~ 59	8,371	816,107	453,036	363,071	7,061
60 ~ 69	5,915	692,914	380,060	312,854	5,021
70 ~ 79	4,255	574,631	315,757	258,874	3,747
80 ~ 89	3,104	481,545	261,240	220,305	2,826
90 ~ 99	2,337	403,159	220,196	182,963	2,203
100 ~ 199	9,350	2,430,048	1,286,975	1,143,073	8,849
200 ~ 299	2,966	1,399,593	717,835	681,758	2,771
300 ~ 399	1,266	864,426	436,480	427,946	1,133
400 ~ 499	771	707,585	344,519	363,066	637
500 ~ 599	520	581,402	283,019	298,383	398
600 ~ 699	349	463,295	225,653	237,642	271
700 ~ 799	287	440,319	215,061	225,258	224
800 ~ 899	232	404,054	196,712	207,342	165
900 ~ 999	179	349,188	168,801	180,387	126
1,000 ~ 1,499	485	1,195,107	589,942	605,165	346
1,500 ~ 1,999	239	847,170	409,621	437,549	157
2,000 ~ 2,499	147	684,808	325,367	359,441	106
2,500 ~ 2,999	94	555,141	257,753	297,388	69
3,000 ~ 3,499	49	351,240	157,126	194,114	38
3,500 ~ 3,999	30	253,674	112,540	141,134	25
4,000 ~ 4,499	29	277,391	122,326	155,065	20
4,500 ~ 4,999	14	132,631	66,624	66,007	12
5,000 ~ 9,999	81	1,204,885	543,525	661,360	70
10,000 ~ 14,999	24	671,461	284,093	387,368	23
15,000 ~ 19,999	10	378,506	172,074	206,432	10
20,000 ~ 24,999	5	244,740	109,234	135,506	5
25,000 ~ 29,999	2	132,638	55,920	76,718	2
30,000 ~ 34,999	5	387,680	161,611	226,069	4
35,000 ~ 39,999	-	-	-	-	-
40,000 ~ 44,999	-	-	-	-	-
45,000 ~ 49,999	-	-	-	-	-
50,000 인이상 Over	3	621,347	259,709	361,638	2

주 : 연도말 기준

# 인구 현황(직장)

Industrial Class(I.W.)

(단위 : 개소, 명)  
Unit : Each, Person

로 자 C.E.			공·교 G.&T.			
계 Total	가입자 Insured	피부양자 Dependents	사업장 Establishments	계 Total	가입자 Insured	피부양자 Dependents
<b>32,564,438</b>	<b>17,718,642</b>	<b>14,845,796</b>	<b>15,093</b>	<b>3,675,259</b>	<b>1,682,462</b>	<b>1,992,797</b>
5,159,766	3,002,695	2,157,071	374	1,771	1,124	647
4,064,672	2,371,836	1,692,836	1,675	18,441	11,995	6,446
2,196,836	1,283,077	913,759	1,869	38,829	22,380	16,449
1,531,548	895,607	635,941	1,173	36,953	19,597	17,356
2,053,058	1,198,809	854,249	1,765	90,019	43,565	46,454
1,259,715	730,883	528,832	1,857	134,317	63,902	70,415
959,830	552,576	407,254	1,582	147,257	70,249	77,008
668,218	382,080	286,138	1,310	147,889	70,956	76,933
572,889	322,854	250,035	894	120,025	57,206	62,819
495,507	278,081	217,426	508	79,124	37,676	41,448
432,513	237,943	194,570	278	49,032	23,297	25,735
375,859	207,620	168,239	134	27,300	12,576	14,724
2,264,491	1,217,647	1,046,844	501	165,557	69,328	96,229
1,280,052	669,261	610,791	195	119,541	48,574	70,967
751,309	390,314	360,995	133	113,117	46,166	66,951
562,040	284,253	277,787	134	145,545	60,266	85,279
421,844	217,051	204,793	122	159,558	65,968	93,590
344,012	175,218	168,794	78	119,283	50,435	68,848
328,802	167,344	161,458	63	111,517	47,717	63,800
275,884	139,756	136,128	67	128,170	56,956	71,214
236,568	118,762	117,806	53	112,620	50,039	62,581
817,096	420,212	396,884	139	378,011	169,730	208,281
541,047	270,060	270,987	82	306,123	139,561	166,562
493,931	234,494	259,437	41	190,877	90,873	100,004
406,197	189,422	216,775	25	148,944	68,331	80,613
272,818	121,847	150,971	11	78,422	35,279	43,143
214,637	93,824	120,813	5	39,037	18,716	20,321
194,102	84,459	109,643	9	83,289	37,867	45,422
115,076	57,425	57,651	2	17,555	9,199	8,356
1,053,123	474,475	578,648	11	151,762	69,050	82,712
645,332	272,553	372,779	1	26,129	11,540	14,589
378,506	172,074	206,432	-	-	-	-
244,740	109,234	135,506	-	-	-	-
132,638	55,920	76,718	-	-	-	-
304,540	127,852	176,688	1	83,140	33,759	49,381
-	-	-	-	-	-	-
-	-	-	-	-	-	-
-	-	-	-	-	-	-
515,242	191,124	324,118	1	106,105	68,585	37,520

Note : As of the end of the Year

제 I-8표  
Table I-8

시도별 외국인 및  
Number of Foreigner

구 분 Division	총 계 G. T			직 장				
				계 Total			재 외 Overseas	
	계 Total	재외국민 overseas Koreans	외국인 Foreigner	계 Households	가입자 Insured	피부양자 Households	계 Households	가입자 Insured
<b>계 Total</b>	<b>1,343,172</b>	<b>27,698</b>	<b>1,315,474</b>	<b>725,843</b>	<b>529,874</b>	<b>195,969</b>	<b>17,270</b>	<b>11,248</b>
서울 Seoul	302,821	10,638	292,183	132,265	92,422	39,843	7,127	4,933
부산 Busan	38,808	1,331	37,477	20,922	15,512	5,410	755	466
대구 Daegu	25,725	542	25,183	13,969	9,910	4,059	338	197
인천 Incheon	86,663	1,462	85,201	48,381	33,305	15,076	884	540
광주 Gwangju	21,341	217	21,124	9,175	6,204	2,971	125	71
대전 Daejeon	20,167	409	19,758	8,413	5,498	2,915	268	169
울산 Ulsan	20,085	160	19,925	12,717	9,042	3,675	101	55
세종 Sejong	6,126	141	5,985	3,949	2,923	1,026	100	66
경기 Gyeonggi	488,252	8,520	479,732	279,475	203,403	76,072	5,365	3,368
강원 Gangwon	18,932	613	18,319	9,764	7,138	2,626	299	190
충북 Chungbuk	46,540	408	46,132	30,989	24,344	6,645	221	144
충남 Chungnam	84,166	620	83,546	48,867	36,741	12,126	316	210
전북 Jeonbuk	28,242	379	27,863	14,012	10,468	3,544	223	141
전남 Jeonnam	31,010	336	30,674	17,281	13,530	3,751	145	85
경북 Gyeongbuk	46,858	553	46,305	26,291	20,232	6,059	305	179
경남 Gyeongnam	61,216	670	60,546	40,716	32,546	8,170	344	203
제주 Jeju	16,220	699	15,521	8,657	6,656	2,001	354	231

주 : 연도말 기준

# 재외국민 적용인구 현황

overseas Korean by Province

(단위 : 명, 세대)  
Unit : Person, Households

I.W.				지역 S.E.					
국 민 Koreans	외국인 Foreigner			계 Total		재외국민 Overseas Koreans		외국인 Foreigner	
피부양자 Households	계 Households	가입자 Insured	피부양자 Households	가입자 Insured	세대수 Households	가입자 Insured	세대수 Households	가입자 Insured	세대수 Households
6,022	708,573	518,626	189,947	617,329	495,151	10,428	7,202	606,901	487,949
2,194	125,138	87,489	37,649	170,556	144,535	3,511	2,491	167,045	142,044
289	20,167	15,046	5,121	17,886	14,993	576	394	17,310	14,599
141	13,631	9,713	3,918	11,756	9,482	204	147	11,552	9,335
344	47,497	32,765	14,732	38,282	28,170	578	409	37,704	27,761
54	9,050	6,133	2,917	12,166	9,769	92	64	12,074	9,705
99	8,145	5,329	2,816	11,754	10,350	141	88	11,613	10,262
46	12,616	8,987	3,629	7,368	5,635	59	40	7,309	5,595
34	3,849	2,857	992	2,177	1,790	41	28	2,136	1,762
1,997	274,110	200,035	74,075	208,777	161,596	3,155	2,108	205,622	159,488
109	9,465	6,948	2,517	9,168	7,375	314	223	8,854	7,152
77	30,768	24,200	6,568	15,551	12,443	187	130	15,364	12,313
106	48,551	36,531	12,020	35,299	28,216	304	209	34,995	28,007
82	13,789	10,327	3,462	14,230	11,768	156	102	14,074	11,666
60	17,136	13,445	3,691	13,729	10,815	191	136	13,538	10,679
126	25,986	20,053	5,933	20,567	16,223	248	171	20,319	16,052
141	40,372	32,343	8,029	20,500	15,966	326	224	20,174	15,742
123	8,303	6,425	1,878	7,563	6,025	345	238	7,218	5,787

Note : As of the end of the Year



## 제2장

Provider

# 요양기관





# 요양기관 통계 자료 이용시 유의사항

## (Instructions for using provider statistics data)

요양기관 현황은 의료서비스 제공에 소요되는 인력, 시설, 장비로서, 의료법령 등에서 의료기관의 개설 신고 또는 허가의 조건이 되며, 국민건강보험법령 등에서는 요양급여 비용을 심사·평가하는데 필요한 산정요소가 됨.

요양기관 통계는 의료법, 약사법 등에 따른 의료기관, 약국 등의 기관 수 및 근무인력 등과는 다음과 같은 이유로 차이가 있음.

- 요양급여비용을 청구하는 요양기관을 대상으로 함
- 요양급여비용 청구기관이 우리원에 신고한 인력, 시설, 장비 현황을 연도 말 기준으로 산출함

Provider data include personnel, facility, and equipment used for healthcare services. It is the basis for the registration of opening and closing down of a provider, and also for review and assessment of benefit claims under the National Health Insurance Act.

Provider statistics have some discrepancies when cross-checked against the number of providers registered under the Medical Service Act and Pharmaceutical Affairs Act for reasons as follows:

- The target of this statistics was providers that submitted benefit claims for NHI reimbursement
- Provider statistics are produced based on the year end data of personnel, facility, and equipment reported by each provider to HIRA.

제 I-9표  
Table I-9

지역별 종별 요양  
Provider data by region and

구 분	계 Total	상급종합병원 Tertiary hospital	종합병원 General hospital	병 원 Hospital	요양병원 Healthcare Institute	정신병원 Psychiatric hospital	의 원 Clinic	치과병원 Dental hospital	치과의원 Dental clinic
2000	61,776	43	245	662	19	-	19,688	60	10,592
2001	62,714	43	234	677	28	-	21,342	72	10,783
2002	65,549	42	241	729	54	-	22,760	90	11,157
2003	67,960	42	241	803	68	-	23,559	103	11,556
2004	70,394	42	241	857	113	-	24,301	108	12,083
2005	72,921	42	249	909	203	-	25,166	124	12,548
2006	75,108	43	253	961	361	-	25,789	136	13,002
2007	76,803	43	261	1,048	591	-	26,141	153	13,339
2008	78,461	43	269	1,193	690	-	26,528	168	13,750
2009	80,270	44	269	1,262	777	-	27,027	183	14,242
2010	81,681	44	274	1,315	867	-	27,469	191	14,681
2011	82,948	44	275	1,375	988	-	27,837	199	15,058
2012	83,811	44	278	1,421	1,103	-	28,033	201	15,365
2013	84,971	43	281	1,451	1,232	-	28,328	203	15,727
2014	86,629	43	287	1,474	1,337	-	28,883	205	16,172
2015	88,163	43	294	1,496	1,372	-	29,488	213	16,609
2016	89,919	43	298	1,514	1,428	-	30,292	223	17,023
2017	91,545	43	301	1,466	1,529	-	30,938	231	17,376
2018	93,184	42	311	1,465	1,560	-	31,718	237	17,668
2019	94,865	42	314	1,489	1,577	-	32,491	239	17,963
2020	96,742	42	319	1,515	1,582	-	33,115	235	18,261
2021	98,479	45	319	1,397	1,464	250	33,912	234	18,589
<b>2022</b>	<b>100,396</b>	<b>45</b>	<b>328</b>	<b>1,398</b>	<b>1,435</b>	<b>257</b>	<b>34,958</b>	<b>236</b>	<b>18,851</b>
서울	24,069	14	42	227	122	12	9,467	60	4,904
부산	7,141	3	25	139	163	23	2,562	25	1,327
대구	5,314	5	13	91	76	16	1,924	14	914
인천	4,863	3	18	59	66	17	1,725	10	981
광주	2,996	2	22	83	61	9	1,021	15	643
대전	3,094	1	9	46	47	7	1,123	6	549
울산	1,847	1	8	33	39	7	624	4	388
세종	590	-	2	1	4	1	216	1	98
경기	22,448	5	67	279	309	50	7,829	40	4,598
강원	2,645	2	13	37	31	9	793	3	420
충북	2,886	1	12	37	38	11	920	4	470
충남	3,746	2	11	44	69	17	1,098	11	591
전북	3,878	2	12	61	83	10	1,196	3	595
전남	3,478	1	25	72	82	11	969	6	508
경북	4,507	-	20	51	109	26	1,308	13	687
경남	5,562	3	23	131	125	29	1,701	20	934
제주	1,332	-	6	7	11	2	482	1	244

주 : 1) 연도말 기준  
2) 의료법 개정사항(제 3 조제 2 항제 3 호, 2021.3.5. 시행)에 따라 요양기관 종별 구분으로 정신병원 신설

# 기관 현황

provider type

(단위 : 기관)  
Unit : Provider

조산원 Midwifery clinic	보건의료원 Hospitalized health center	보건소 Health center	보건지소 Health subcenter	보건진료소 Primary health care post	한방병원 Korean medicine hospital	한의원 Korean medicine clinic	약국 Pharmacy	Division
126	17	230	1,270	1,910	141	7,243	19,530	2000
86	17	229	1,267	1,879	140	7,563	18,354	2001
82	18	228	1,266	1,878	149	8,128	18,727	2002
70	17	231	1,270	1,887	152	8,699	19,262	2003
63	17	232	1,272	1,895	156	9,176	19,838	2004
52	17	234	1,274	1,897	149	9,761	20,296	2005
51	17	237	1,276	1,907	145	10,297	20,633	2006
51	17	237	1,282	1,909	142	10,859	20,730	2007
51	17	239	1,286	1,914	146	11,334	20,833	2008
49	17	239	1,292	1,914	158	11,782	21,015	2009
46	17	240	1,296	1,916	168	12,061	21,096	2010
40	17	240	1,294	1,917	184	12,401	21,079	2011
33	15	243	1,301	1,910	201	12,705	20,958	2012
34	15	243	1,307	1,905	212	13,100	20,890	2013
35	15	244	1,314	1,908	231	13,423	21,058	2014
31	15	243	1,313	1,906	260	13,613	21,267	2015
28	15	241	1,316	1,905	282	13,868	21,443	2016
26	15	241	1,315	1,904	312	14,111	21,737	2017
21	15	241	1,317	1,905	307	14,295	22,082	2018
19	15	241	1,317	1,905	352	14,408	22,493	2019
18	15	241	1,317	1,903	410	14,464	23,305	2020
16	15	243	1,314	1,903	479	14,526	23,773	2021
<b>14</b>	<b>15</b>	<b>244</b>	<b>1,316</b>	<b>1,902</b>	<b>546</b>	<b>14,549</b>	<b>24,302</b>	<b>2022</b>
3	-	25	10	-	88	3,618	5,477	Seoul
1	-	16	11	5	26	1,145	1,670	Busan
-	-	8	8	8	15	888	1,334	Daegu
-	-	10	27	26	49	669	1,203	Incheon
-	-	5	1	10	85	316	723	Gwangju
1	-	5	6	8	15	508	763	Daejeon
-	-	5	8	11	5	282	432	Ulsan
-	-	1	10	7	4	88	157	Sejong
5	1	48	119	160	141	3,252	5,545	Gyeonggi
-	2	16	97	129	6	379	708	Gangwon
1	-	14	95	159	13	408	703	Chungbuk
-	2	14	151	236	13	507	980	Chungnam
-	4	10	148	240	33	509	972	Jeonbuk
-	3	19	216	327	26	369	844	Jeonnam
1	2	23	223	308	7	626	1,103	Gyeongbuk
1	1	19	175	220	19	791	1,370	Gyeongnam
1	-	6	11	48	1	194	318	Jeju

Note : 1) As of the end of the year

2) Psychiatric hospital was newly added to provider type classification as per the amendment of the Medical Service Act (Article 3-2-3, March 5, 2021)

제 I-10표  
Table I-10

종별 설립 구분별  
Provider data by type of provider

구 분 Division		계 Total	국 립 National	공 립 Public	학교법인 School foundation	특수법인 Special juridical corporation	종교법인 Religious foundation
계		100,396	112	3,685	141	19	3
의 료 기 관 및 보 건 기 관	소 계	76,094	112	3,685	141	19	3
	상급종합병원	45	1	11	28	-	-
	종 합 병 원	328	1	54	39	5	-
	병 원	1,398	5	21	7	1	1
	요 양 병 원	1,435	-	79	5	-	-
	정 신 병 원	257	6	8	-	-	-
	의 원	34,958	82	15	19	8	1
	치 과 병 원	236	1	7	10	-	-
	치 과 의 원	18,851	10	3	4	4	-
	조 산 원	14	-	-	-	-	-
	보건의료원	15	-	15	-	-	-
	보 건 소	244	-	244	-	-	-
	보 건 지 소	1,316	-	1,316	-	-	-
	보건진료소	1,902	-	1,902	-	-	-
	한 방 병 원	546	-	1	21	-	-
	한 의 원	14,549	6	9	8	1	1
약 국		24,302	-	-	-	-	-

주 : 1) 연도말 기준  
2) 의료법 개정사항(제 3 조제 2 항제 3 호, 2021.3.5. 시행)에 따라 요양기관 종별 구분으로 정신병원 신설

# 요양기관 현황

type and establishment

(단위 : 기관)  
Unit : Provider

사회복지 법인 Social welfare foundation	사단법인 Corporation aggregate	재단법인 Juridical foundation	회사법인 Company	의료법인 Medical corporation	소비자생활 협동조합 Consumer cooperative	사회적 협동조합 Social cooperative	개 인 Individual	군 병 원 Military hospital	기 타 Etc.	Division		
70	144	179	127	1,318	121	51	94,383	41	2	Total		
70	144	178	127	1,318	121	51	70,082	41	2	Subtotal		
1	-	2	-	2	-	-	-	-	-	Tertiary hospital		
1	-	19	-	131	-	-	77	1	-	General hospital		
12	3	22	-	262	1	-	1,046	17	-	Hospital		
12	3	12	-	561	15	-	748	-	-	Healthcare Institute		
10	-	5	-	116	-	-	112	-	-	Psychiatric hospital		
30	110	67	111	142	64	22	34,278	7	2	Clinic		
-	-	2	-	15	-	-	198	3	-	Dental hospital		
1	23	11	12	19	17	12	18,730	5	-	Dental clinic		
-	-	-	-	-	-	-	14	-	-	Midwifery clinic		
-	-	-	-	-	-	-	-	-	-	Hospitalized health center		
-	-	-	-	-	-	-	-	-	-	Health center		
-	-	-	-	-	-	-	-	-	-	Health subcenter		
-	-	-	-	-	-	-	-	-	-	Primary health care post		
-	-	22	-	40	5	-	457	-	-	Korean medicine hospital		
3	5	16	4	30	19	17	14,422	8	-	Korean medicine clinic		
-	-	1	-	-	-	-	24,301	-	-	Pharmacy		

Note : 1) As of the end of the year

2) Psychiatric hospital was newly added to provider type classification as per the amendment of the Medical Service Act (Article 3-2-3, March 5, 2021)

제I-11표  
Table I-11

지역별 설립구분별  
Provider data by region

구 분 Division	계 Total	국 립 National	공 립 Public	학교법인 School foundation	특수법인 Special juridical corporation	종교법인 Religious foundation	사회복지법인 Social welfare foundation
계 Total	100,396	112	3,685	141	19	3	70
서 울 Seoul	24,069	20	64	29	6	1	15
부 산 Busan	7,141	4	41	10	1	-	5
대 구 Daegu	5,314	5	31	9	1	-	3
인 천 Incheon	4,863	2	71	10	1	1	3
광 주 Gwangju	2,996	2	24	7	-	-	1
대 전 Daejeon	3,094	5	24	5	4	-	9
울 산 Ulsan	1,847	2	25	4	3	-	1
세 종 Sejong	590	6	18	1	1	-	-
경 기 Gyeonggi	22,448	15	362	30	-	1	11
강 원 Gangwon	2,645	7	257	4	-	-	2
충 북 Chungbuk	2,886	6	279	5	1	-	1
충 남 Chungnam	3,746	8	411	7	-	-	5
전 북 Jeonbuk	3,878	4	413	10	-	-	1
전 남 Jeonnam	3,478	7	583	2	-	-	1
경 북 Gyeongbuk	4,507	10	580	7	-	-	5
경 남 Gyeongnam	5,562	6	433	1	-	-	4
제 주 Jeju	1,332	3	69	-	1	-	3

주 : 연도말 기준

## 요양기관 현황

and type of establishment

(단위 : 기관)  
Unit : Provider

사단법인 Corporation aggregate	재단법인 Juridical foundation	회사법인 Company	의료법인 Medical corporation	소비자생활 협동조합 Consumer cooperative	사회적 협동조합 Social cooperative	개 인 Individual	군 병 원 Military hospital	기 타 Etc.
144	179	127	1,318	121	51	94,383	41	2
26	42	42	119	15	11	23,676	1	2
18	16	4	154	6	-	6,882	-	-
9	15	1	38	2	2	5,198	-	-
7	3	5	57	7	3	4,688	5	-
8	7	5	29	2	1	2,910	-	-
8	5	3	35	6	3	2,983	4	-
5	2	6	38	1	-	1,760	-	-
-	-	1	6	-	-	557	-	-
19	28	20	260	53	23	21,618	8	-
7	5	-	38	5	4	2,309	7	-
7	7	3	54	1	-	2,519	3	-
2	3	9	72	1	1	3,222	5	-
10	13	-	66	3	2	3,356	-	-
1	6	8	67	1	1	2,799	2	-
3	11	11	127	4	-	3,746	3	-
9	13	9	145	12	-	4,927	3	-
5	3	-	13	2	-	1,233	-	-

Note : As of the end of the year

제I-12표  
Table I-12

지역별 표시과목별  
Clinic data by region

구 분	계 Total	서 울 Seoul	부 산 Busan	대 구 Daegu	인 천 Incheon	광 주 Gwangju	대 전 Daejeon	울 산 Ulsan	세 종 Sejong
계	34,958	9,467	2,562	1,924	1,725	1,021	1,123	624	216
내 과	5,286	1,221	432	353	269	171	185	94	33
신 경 과	276	50	22	30	9	14	17	3	2
정 신 건 강 의 학 과	1,513	534	137	74	55	43	64	17	11
외 과	1,037	223	64	75	49	32	31	13	9
정 형 외 과	2,491	631	173	147	146	46	78	47	15
신 경 외 과	569	107	42	47	28	17	11	10	4
심 장 혈 관 흉 부 외 과	58	11	9	3	1	-	4	5	-
성 형 외 과	1,138	624	100	67	38	30	33	11	4
마 취 통 증 의 학 과	1,331	322	122	85	57	45	40	28	8
산 부 인 과	1,322	393	67	80	60	36	40	30	9
소 아 청 소 년 과	2,135	456	135	115	141	41	58	32	22
안 과	1,705	467	138	103	76	45	46	31	9
이 비 인 후 과	2,619	682	196	161	148	77	80	49	19
피 부 과	1,418	533	112	76	52	58	41	20	9
비 뇨 의 학 과	1,081	260	90	83	48	36	40	26	7
영 상 의 학 과	149	41	8	10	4	3	9	4	1
방 사 선 종 양 학 과	-	-	-	-	-	-	-	-	-
병 리 과	23	4	2	5	1	2	2	-	-
진 단 검 사 의 학 과	10	4	-	1	-	-	2	-	-
결 핵 과	1	-	-	-	-	-	-	-	-
재 활 의 학 과	493	170	28	18	23	17	34	6	3
핵 의 학 과	1	-	1	-	-	-	-	-	-
가 정 의 학 과	858	206	40	34	31	47	29	18	6
응 급 의 학 과	-	-	-	-	-	-	-	-	-
직 업 환 경 의 학 과	1	-	-	-	-	-	-	-	-
예 방 의 학 과	1	-	-	-	-	-	-	-	-
전 문 과 목 미 표 시	6,277	1,743	402	257	329	171	169	118	28
일 반 의	3,165	785	242	100	160	90	110	62	17

주 : 1) 연도말 기준  
2) 전문과목미표시는 영양기관 명칭에 해당 전문과목을 표시하지 않은 전문의 개설의원을 의미함  
3) 일반의는 일반의(비전문의) 개설의원과 법인개설 등 의원의 합을 의미함



# 의원 현황

## and Departments

(단위 : 기관)  
Unit : Provider

경기 Gyeonggi	강원 Gangwon	충북 Chungbuk	충남 Chungnam	전북 Jeonbuk	전남 Jeonnam	경북 Gyeongbuk	경남 Gyeongnam	제주 Jeju	Division
<b>7,829</b>	<b>793</b>	<b>920</b>	<b>1,098</b>	<b>1,196</b>	<b>969</b>	<b>1,308</b>	<b>1,701</b>	<b>482</b>	<b>Total</b>
1,193	127	143	162	218	135	213	280	57	Internal medicine
40	7	12	14	19	9	14	12	2	Neurology
313	22	32	31	50	24	30	57	19	Psychiatry
229	29	33	52	51	31	54	52	10	General surgery
629	57	74	73	83	47	98	107	40	Orthopedic surgery
128	15	24	20	22	21	28	36	9	Neurosurgery
9	1	4	3	1	2	2	2	1	Thoracic & Cardiovascular surgery
107	13	13	12	21	12	16	24	13	Plastic surgery
270	33	31	35	59	41	56	79	20	Anesthesiology & Pain medicine
291	33	39	41	50	18	51	62	22	Obstetrics & Gynecology
668	57	54	66	66	26	70	92	36	Pediatrics
370	42	40	51	59	50	65	91	22	Ophthalmology
684	44	57	58	72	50	88	128	26	Otorhinolaryngology
309	16	23	23	38	21	29	48	10	Dermatology
217	27	33	36	31	35	42	59	11	Urological section
31	7	4	7	10	-	4	5	1	Radiology
-	-	-	-	-	-	-	-	-	Radiation oncology
3	-	1	-	1	-	-	2	-	Pathology
2	-	-	-	1	-	-	-	-	Laboratory medicine
1	-	-	-	-	-	-	-	-	Tuberculosis
110	15	12	11	10	4	11	14	7	Rehabilitation
-	-	-	-	-	-	-	-	-	Nuclear medicine
186	18	41	28	78	22	32	33	9	Family medicine
-	-	-	-	-	-	-	-	-	Emergency medicine
-	-	-	-	-	-	-	1	-	Occupational & Environmental med.
1	-	-	-	-	-	-	-	-	Preventive medicine
1,422	152	141	231	154	262	256	332	110	Non-specialists
616	78	109	144	102	159	149	185	57	General practitioner

Note : 1) As of the end of the year

2) Non-display of Specialty refers to the clinics with a specialist doctor where the name of the clinic does not include the applicable specialty

3) General Clinic with a general doctor refers to the sum of clinics with a general doctor (non-specialist) and incorporated clinics

제 I-13표  
Table I-13

요양기관 종별 인력  
Medical personnel data by provider

구 분		계 Total	의 사 Physicians					치 과 의 사 Dentist				
			소 계 Subtotal	일반의 Gen. practitioner	인 턴 Intern	레지던트 Resident	전문의 Specialist	소 계 Subtotal	일반의 Gen. practitioner	인 턴 Intern	레지던트 Resident	전문의 Specialist
계		264,215	112,321	6,090	3,137	9,637	93,457	27,987	17,165	370	915	9,537
의료기관 및 보건기관	소 계	230,223	112,321	6,090	3,137	9,637	93,457	27,987	17,165	370	915	9,537
	상 중 합 병 원	26,721	22,683	133	2,042	6,645	13,863	511	44	55	181	231
	중 합 병 원	29,573	21,991	205	1,031	2,884	17,871	625	236	15	58	316
	병 원	25,623	10,450	224	1	40	10,185	141	44	-	-	97
	요 양 병 원	20,032	5,055	476	-	-	4,579	18	14	-	-	4
	정 신 병 원	2,379	1,169	6	-	65	1,098	6	4	-	-	2
	의 원	72,761	48,584	3,830	-	-	44,754	-	-	-	-	-
	치 과 병 원	2,546	30	2	-	-	28	2,501	436	300	676	1,089
	치 과 의 원	23,708	-	-	-	-	-	23,705	15,974	-	-	7,731
	조 산 원	13	-	-	-	-	-	-	-	-	-	-
	보 건 의 료 원	235	152	15	1	-	136	34	30	-	-	4
	보 건 소	1,465	599	224	16	-	359	240	209	-	-	31
	보 건 지 소	2,172	1,049	844	46	3	156	204	172	-	-	32
	보 건 진 료 소	-	-	-	-	-	-	-	-	-	-	-
	한 방 병 원	5,735	559	131	-	-	428	2	2	-	-	-
	한 의 원	17,260	-	-	-	-	-	-	-	-	-	-
약 국		33,992	-	-	-	-	-	-	-	-	-	-

주 : 1) 연도말 기준  
2) 의료법 개정사항(제3조제2항제3호, 2021.3.5. 시행)에 따라 요양기관 종별 구분으로 정신병원 신설  
3) 의사, 치과의사, 한의사, 조산사, 물리치료사의 경우 전속 기준  
4) 약사, 한약사는 주 16시간 이상 근무 기준  
5) 사회복지사, 작업치료사의 경우 상근 기준

# 현황 I (의사, 약사 등)(계)

type I (doctor, pharmacist, etc.)(Total)

(단위 : 명)  
Unit : Person

한 의사 Oriental medical physician					조산사 Midwife	약사 Pharmacist	한약사 Korean medicine pharmacist	물리 치료사 Physical Therapist	작업 치료사 Occupational Therapist	사회 복지사 Social Worker	Division	
소계 Subtotal	일반의 Gen. practitioner	일반 수련의 Intern	전문 수련의 Resident	전문의 Specialist								
22,807	19,118	265	381	3,043	54	40,327	1,287	46,871	8,242	4,319	Total	
22,807	19,118	265	381	3,043	54	7,072	550	46,871	8,242	4,319	Subtotal	Medical institution and Community health agency
1	-	-	-	1	2	2,104	-	774	326	320	Tertiary hospital	
31	10	1	2	18	6	1,938	4	3,338	929	711	General hospital	
119	84	-	-	35	17	1,274	1	9,899	3,371	351	Hospital	
1,863	1,688	3	1	171	-	1,376	3	6,700	3,186	1,831	Healthcare Institute	
2	2	-	-	-	-	269	-	59	26	848	Psychiatric hospital	
-	-	-	-	-	15	49	-	23,589	297	227	Clinic	
-	-	-	-	-	-	9	-	3	-	3	Dental hospital	
-	-	-	-	-	-	1	-	-	-	2	Dental clinic	
-	-	-	-	-	13	-	-	-	-	-	Midwifery clinic	
22	20	1	-	1	-	5	-	22	-	-	Hospitalized health center	
234	195	3	1	35	1	17	-	367	2	5	Health center	
668	592	19	2	55	-	2	-	241	6	2	Health subcenter	
-	-	-	-	-	-	-	-	-	-	-	Primary health care post	
2,708	1,184	238	375	911	-	24	447	1,878	99	18	Korean medicine hospital	
17,159	15,343	-	-	1,816	-	4	95	1	-	1	Korean medicine clinic	
-	-	-	-	-	-	33,255	737	-	-	-	Pharmacy	

Note : 1) As of the end of the year

2) Psychiatric hospital was newly added to provider type classification as per the amendment of the Medical Service Act (Article 3-2-3, March 5, 2021)

3) An exclusive contract is the standard for doctor, dentist, Korean medicine doctor, midwife, and physiotherapist.

4) Minimum 16 hours of working hour is the standard for pharmacist and Korean medicine pharmacist.

5) Being a full-time employee is the standard for social worker and occupational therapist.

제 I-13-1표  
Table I-13-1

요양기관 종별 인력  
Medical personnel data by provider

구 분		계 Total	의 사 Physicians					치 과 의 사 Dentist				
			소 계 Subtotal	일반의 Gen. practitioner	인 턴 Intern	레지던트 Resident	전문의 Specialist	소 계 Subtotal	일반의 Gen. practitioner	인 턴 Intern	레지던트 Resident	전문의 Specialist
계		160,954	82,995	4,888	1,976	5,899	70,232	20,828	13,652	154	457	6,565
의료기관 및 보건기관	소 계	145,478	82,995	4,888	1,976	5,899	70,232	20,828	13,652	154	457	6,565
	상 중 합 병 원	15,376	14,251	95	1,252	3,925	8,979	278	21	26	103	128
	중 합 병 원	18,227	15,613	166	660	1,917	12,870	329	140	6	33	150
	병 원	13,118	8,053	176	1	16	7,860	107	25	-	-	82
	요 양 병 원	9,163	4,129	396	-	-	3,733	12	10	-	-	2
	정 신 병 원	1,209	889	3	-	38	848	2	2	-	-	-
	의 원	47,941	37,967	2,915	-	-	35,052	-	-	-	-	-
	치 과 병 원	1,479	16	1	-	-	15	1,462	323	122	321	696
	치 과 의 원	18,217	-	-	-	-	-	18,216	12,771	-	-	5,445
	조 산 원	-	-	-	-	-	-	-	-	-	-	-
	보 건 의 료 원	220	151	15	1	-	135	34	30	-	-	4
	보 건 소	907	409	176	16	-	217	188	162	-	-	26
	보 건 지 소	1,984	1,038	838	46	3	151	199	167	-	-	32
	보 건 진 료 소	-	-	-	-	-	-	-	-	-	-	-
	한 방 병 원	3,724	479	107	-	-	372	1	1	-	-	-
	한 의 원	13,913	-	-	-	-	-	-	-	-	-	-
약 국		15,476	-	-	-	-	-	-	-	-	-	-

주 : 1) 연도말 기준  
2) 의료법 개정사항(제 3 조제 2 항제 3 호, 2021.3.5. 시행)에 따라 요양기관 종별 구분으로 정신병원 신설  
3) 의사, 치과의사, 한의사, 조산사, 물리치료사의 경우 전속 기준  
4) 약사, 한약사는 주 16 시간 이상 근무 기준  
5) 사회복지사, 작업치료사의 경우 상근 기준

## 현황 I (의사, 약사 등)(남자)

type I (doctor, pharmacist, etc.)(Male)

(단위 : 명)  
Unit : Person

한의사 Oriental medical physician					조산사 Midwife	약사 Pharmacist	한약사 Korean medicine pharmacist	물리 치료사 Physical Therapist	작업 치료사 Occupational Therapist	사회 복지사 Social Worker	Division	
소계 Subtotal	일반의 Gen. practitioner	일반 수련의 Intern	전문 수련의 Resident	전문의 Specialist								
18,052	15,773	129	148	2,002	-	15,994	873	18,733	2,163	1,316	Total	
18,052	15,773	129	148	2,002	-	1,094	297	18,733	2,163	1,316	Subtotal	Medical institution and Community health agency
1	-	-	-	1	-	177	-	509	102	58	Tertiary hospital	
16	8	-	-	8	-	264	2	1,550	282	171	General hospital	
77	64	-	-	13	-	203	-	3,600	972	106	Hospital	
1,366	1,281	3	-	82	-	354	3	1,890	727	682	Healthcare Institute	
2	2	-	-	-	-	78	-	14	11	213	Psychiatric hospital	
-	-	-	-	-	-	6	-	9,851	46	71	Clinic	
-	-	-	-	-	-	-	-	-	-	1	Dental hospital	
-	-	-	-	-	-	-	-	-	-	1	Dental clinic	
-	-	-	-	-	-	-	-	-	-	-	Midwifery clinic	
22	20	1	-	1	-	3	-	10	-	-	Hospitalized health center	
188	165	3	1	19	-	2	-	120	-	-	Health center	
666	591	19	2	54	-	-	-	77	3	1	Health subcenter	
-	-	-	-	-	-	-	-	-	-	-	Primary health care post	
1,857	960	103	145	649	-	6	238	1,112	20	11	Korean medicine hospital	
13,857	12,682	-	-	1,175	-	1	54	-	-	1	Korean medicine clinic	
-	-	-	-	-	-	14,900	576	-	-	-	Pharmacy	

Note : 1) As of the end of the year

2) Psychiatric hospital was newly added to provider type classification as per the amendment of the Medical Service Act (Article 3-2-3, March 5, 2021)

3) An exclusive contract is the standard for doctor, dentist, Korean medicine doctor, midwife, and physiotherapist.

4) Minimum 16 hours of working hour is the standard for pharmacist and Korean medicine pharmacist.

5) Being a full-time employee is the standard for social worker and occupational therapist.

제 I-13-2표  
Table I-13-2

요양기관 종별 인력  
Medical personnel data by provider

구 분		계 Total	의 사 Physicians					치 과 의 사 Dentist				
			소 계 Subtotal	일반의 Gen. practitioner	인 턴 Intern	레지던트 Resident	전문의 Specialist	소 계 Subtotal	일반의 Gen. practitioner	인 턴 Intern	레지던트 Resident	전문의 Specialist
계		103,261	29,326	1,202	1,161	3,738	23,225	7,159	3,513	216	458	2,972
의 료 기 관 및 보 건 기 관	소 계	84,745	29,326	1,202	1,161	3,738	23,225	7,159	3,513	216	458	2,972
	상 중 합 병 원	11,345	8,432	38	790	2,720	4,884	233	23	29	78	103
	중 합 병 원	11,346	6,378	39	371	967	5,001	296	96	9	25	166
	병 원	12,505	2,397	48	-	24	2,325	34	19	-	-	15
	요 양 병 원	10,869	926	80	-	-	846	6	4	-	-	2
	정 신 병 원	1,170	280	3	-	27	250	4	2	-	-	2
	의 원	24,820	10,617	915	-	-	9,702	-	-	-	-	-
	치 과 병 원	1,067	14	1	-	-	13	1,039	113	178	355	393
	치 과 의 원	5,491	-	-	-	-	-	5,489	3,203	-	-	2,286
	조 산 원	13	-	-	-	-	-	-	-	-	-	-
	보 건 의 료 원	15	1	-	-	-	1	-	-	-	-	-
	보 건 소	558	190	48	-	-	142	52	47	-	-	5
	보 건 지 소	188	11	6	-	-	5	5	5	-	-	-
	보 건 진 료 소	-	-	-	-	-	-	-	-	-	-	-
	한 방 병 원	2,011	80	24	-	-	56	1	1	-	-	-
	한 의 원	3,347	-	-	-	-	-	-	-	-	-	-
약 국		18,516	-	-	-	-	-	-	-	-	-	-

주 : 1) 연도말 기준  
2) 의료법 개정사항(제3조제2항제3호, 2021.3.5. 시행)에 따라 요양기관 종별 구분으로 정신병원 신설  
3) 의사, 치과의사, 한의사, 조산사, 물리치료사의 경우 전속 기준  
4) 약사, 한약사는 주 16시간 이상 근무 기준  
5) 사회복지사, 작업치료사의 경우 상근 기준

## 현황 I (의사, 약사 등)(여자)

type I (doctor, pharmacist, etc.)(Female)

(단위 : 명)  
Unit : Person

한의사 Oriental medical physician					조산사 Midwife	약사 Pharmacist	한약사 Korean medicine pharmacist	물리 치료사 Physical Therapist	작업 치료사 Occupational Therapist	사회 복지사 Social Worker	Division	
소계 Subtotal	일반의 Gen. practitioner	일반 수련의 Intern	전문 수련의 Resident	전문의 Specialist								
4,755	3,345	1,041	136	233	54	24,333	414	28,138	6,079	3,003	Total	
4,755	3,345	1,041	136	233	54	5,978	253	28,138	6,079	3,003	Subtotal	Medical institution and Community health agency
-	-	-	-	-	2	1,927	-	265	224	262	Tertiary hospital	
15	2	10	1	2	6	1,674	2	1,788	647	540	General hospital	
42	20	22	-	-	17	1,071	1	6,299	2,399	245	Hospital	
497	407	89	-	1	-	1,022	-	4,810	2,459	1,149	Healthcare Institute	
-	-	-	-	-	-	191	-	45	15	635	Psychiatric hospital	
-	-	-	-	-	15	43	-	13,738	251	156	Clinic	
-	-	-	-	-	-	9	-	3	-	2	Dental hospital	
-	-	-	-	-	-	1	-	-	-	1	Dental clinic	
-	-	-	-	-	13	-	-	-	-	-	Midwifery clinic	
-	-	-	-	-	-	2	-	12	-	-	Hospitalized health center	
46	30	16	-	-	1	15	-	247	2	5	Health center	
2	1	1	-	-	-	2	-	164	3	1	Health subcenter	
-	-	-	-	-	-	-	-	-	-	-	Primary health care post	
851	224	262	135	230	-	18	209	766	79	7	Korean medicine hospital	
3,302	2,661	641	-	-	-	3	41	1	-	-	Korean medicine clinic	
-	-	-	-	-	-	18,355	161	-	-	-	Pharmacy	

Note : 1) As of the end of the year

2) Psychiatric hospital was newly added to provider type classification as per the amendment of the Medical Service Act (Article 3-2-3, March 5, 2021)

3) An exclusive contract is the standard for doctor, dentist, Korean medicine doctor, midwife, and physiotherapist.

4) Minimum 16 hours of working hour is the standard for pharmacist and Korean medicine pharmacist.

5) Being a full-time employee is the standard for social worker and occupational therapist.

제 I-14표  
Table I-14

요양기관 종별 인력  
Medical personnel data by

구 분		계 Total	간호사 Nurse						간호조무사 Nurses' aide	임상병리사 Medical Technologist	방사선사 Radiology technician
			소계 Subtotal	간호사 Nurse	가정전문 Specialist of family medicine	보건전문 Specialist of public health	마취전문 Specialist of anesthesia	정신전문 Specialist of psychiatry			
계		727,320	254,227	252,855	748	51	188	385	217,589	28,425	31,427
의료기관 및 보건기관	소 계	727,289	254,227	252,855	748	51	188	385	217,589	28,425	31,427
	상급종합병원	109,439	68,527	68,319	152	2	15	39	3,519	6,226	5,358
	종합병원	160,625	87,814	87,566	166	10	40	32	16,244	8,534	7,310
	병원	93,454	37,048	36,876	50	2	100	20	24,021	3,654	4,875
	요양병원	83,620	26,802	26,679	108	2	-	13	32,022	626	1,359
	정신병원	11,636	4,070	3,956	-	-	-	114	2,824	148	149
	의원	148,206	18,076	17,726	245	20	26	59	90,678	8,315	11,154
	치과병원	6,164	143	138	-	-	5	-	382	25	90
	치과의원	64,421	412	400	3	1	1	7	18,705	9	22
	조산원	10	-	-	-	-	-	-	10	-	-
	보건의료원	423	218	205	6	-	-	7	79	40	42
	보건소	5,375	2,664	2,577	1	13	1	72	1,085	686	431
	보건지소	3,210	697	693	-	-	-	4	1,730	46	36
	보건진료소	1,867	1,856	1,838	16	1	-	1	10	-	-
	한방병원	13,886	4,421	4,408	-	-	-	13	4,030	114	601
	한의원	24,953	1,479	1,474	1	-	-	4	22,250	2	-
약국		31	-	-	-	-	-	-	-	-	-

주 : 1) 연도말 기준  
2) 의료법 개정사항(제 3 조제 2 항제 3 호, 2021.3.5. 시행)에 따라 요양기관 종별 구분으로 정신병원 신설  
3) 간호사 및 기타인력: 요양기관이 신고한 인원수 기준



## 현황II(간호사 및 기타인원)

provider type II(nurse and other staff)

(단위 : 명)  
Unit : Person

치과 기공사 Dental technician	치과 위생사 Dental hygienist	보건의료 정보관리사 Medical record administrator	동위원소취급자 Isotope staff		방사선취급 감독자 Radiology supervisor	영양사 Nutritionist	조리사 Culinary staff	조혈모세포 냉동담당자 Stem cell refrigeration staff	정신건강 전문요원 Mental health special agent	안경사 Optician	기타 Else	Division		
			일반 General	특수 Special										
2,980	47,185	5,638	1,394	212	214	7,557	10,089	120	1,966	2,189	116,108	Total		
2,980	47,185	5,637	1,394	212	214	7,557	10,089	120	1,966	2,189	116,078	Subtotal		
55	413	875	339	81	34	523	301	98	321	74	22,695	Tertiary hospital		
46	988	1,554	278	101	47	1,025	1,246	12	358	189	34,879	General hospital		
20	230	853	214	6	35	1,892	2,613	3	108	291	17,591	Hospital		
-	19	1,537	72	-	17	2,745	3,415	7	14	-	14,985	Healthcare Institute		
-	6	62	14	-	3	389	485	-	981	-	2,505	Psychiatric hospital		
1	42	444	239	20	57	302	1,035	-	170	1,630	16,043	Clinic		
394	3,985	26	25	-	2	9	5	-	-	-	1,078	Dental hospital		
2,462	40,356	109	43	-	9	-	7	-	-	4	2,283	Dental clinic		
-	-	-	-	-	-	-	-	-	-	-	-	Midwifery clinic		
-	25	5	-	-	1	4	4	-	-	-	5	Hospitalized health center		
2	436	12	-	4	4	42	1	-	4	1	3	Health center		
-	682	1	-	-	-	6	-	-	1	-	11	Health subcenter		
-	1	-	-	-	-	-	-	-	-	-	-	Primary health care post		
-	2	128	138	-	5	611	914	-	9	-	2,913	Korean medicine hospital		
-	-	31	32	-	-	9	63	-	-	-	1,087	Korean medicine clinic		
-	-	1	-	-	-	-	-	-	-	-	30	Pharmacy		

Note : 1) As of the end of the year

2) Psychiatric hospital was newly added to provider type classification as per the amendment of the Medical Service Act (Article 3-2-3, March 5, 2021),

3) Nurse and other workforce: the number reported by the provider

제I-15표  
Table I-15

요양기관 지역별 인력  
Medical personnel data by

구 분	계 Total	의 사 Physicians					치 과 의 사 Dentist				
		소 계 Subtotal	일반의 Gen. practitioner	인 턴 Intern	레지던트 Resident	전문의 Specialist	소 계 Subtotal	일반의 Gen. practitioner	인 턴 Intern	레지던트 Resident	전문의 Specialist
계	264,215	112,321	6,090	3,137	9,637	93,457	27,987	17,165	370	915	9,537
서 울	66,432	32,704	1,362	1,369	4,167	25,806	7,511	4,226	151	448	2,686
부 산	19,802	8,356	377	226	653	7,100	1,820	1,235	3	8	574
대 구	14,571	6,192	191	185	636	5,180	1,373	884	26	59	404
인 천	13,592	5,375	276	158	387	4,554	1,359	825	3	3	528
광 주	9,181	3,751	157	103	305	3,186	1,050	587	51	79	333
대 전	8,823	3,773	184	144	379	3,066	856	540	14	31	271
울 산	4,583	1,808	103	27	90	1,588	509	358	3	4	144
세 종	1,263	496	32	-	-	464	145	59	-	-	86
경 기	58,932	23,893	1,088	464	1,622	20,719	6,457	3,789	24	53	2,591
강 원	6,506	2,778	204	78	268	2,228	725	433	18	54	220
충 북	6,762	2,542	224	32	115	2,171	700	453	-	1	246
충 남	8,461	3,242	321	54	194	2,673	974	597	24	60	293
전 북	9,412	3,694	302	109	285	2,998	946	610	25	58	253
전 남	8,501	3,172	418	49	90	2,615	809	620	-	-	189
경 북	9,716	3,615	380	19	48	3,168	978	758	-	-	220
경 남	14,638	5,716	395	103	327	4,891	1,459	955	28	57	419
제 주	3,040	1,214	76	17	71	1,050	316	236	-	-	80

주 : 연도말 기준

## 현황 I (의사, 약사 등)(계)

region I (doctor, pharmacist, etc.)(Total)

(단위 : 명)  
Unit : Person

한의사 Oriental medical physician					조산사 Midwife	약사 Pharmacist	한약사 Korean medicine pharmacist	물리치료사 Physical Therapist	작업치료사 Occupational Therapist	사회복지사 Social Worker	Division
소계 Subtotal	일반의 Gen. practitioner	일반수련의 Intern	전문수련의 Resident	전문의 Specialist							
<b>22,807</b>	<b>19,118</b>	<b>265</b>	<b>381</b>	<b>3,043</b>	<b>54</b>	<b>40,327</b>	<b>1,287</b>	<b>46,871</b>	<b>8,242</b>	<b>4,319</b>	<b>Total</b>
5,225	4,180	98	126	821	11	9,565	326	9,271	1,233	586	Seoul
1,806	1,544	7	32	223	1	2,927	58	3,739	714	381	Busan
1,245	1,090	10	17	128	-	2,176	46	2,625	678	236	Daegu
1,123	979	3	-	141	3	2,017	72	2,803	561	279	Incheon
687	521	24	9	133	-	1,255	81	1,826	357	174	Gwangju
777	615	17	35	110	2	1,259	54	1,611	345	146	Daejeon
420	357	13	-	50	3	756	22	827	148	90	Ulsan
129	108	-	-	21	2	244	11	218	8	10	Sejong
5,051	4,231	30	65	725	20	9,383	303	10,752	2,086	987	Gyeonggi
574	506	5	7	56	-	1,076	18	1,070	156	109	Gangwon
642	530	9	14	89	2	1,115	28	1,362	244	127	Chungbuk
836	695	13	13	115	-	1,448	55	1,500	231	175	Chungnam
934	754	11	26	143	-	1,447	68	1,813	319	191	Jeonbuk
820	706	9	7	98	3	1,314	47	1,921	196	219	Jeonnam
1,031	946	6	11	68	1	1,637	23	1,906	263	262	Gyeongbuk
1,257	1,124	10	19	104	5	2,200	65	3,029	608	299	Gyeongnam
250	232	-	-	18	1	508	10	598	95	48	Jeju

Note : As of the end of the year

제 I-15-1표  
Table I-15-1

요양기관 지역별 인력  
Medical personnel data

구 분	계 Total	의 사 Physicians					치 과 의 사 Dentist				
		소 계 Subtotal	일반의 Gen. practitioner	인 턴 Intern	레지던트 Resident	전문의 Specialist	소 계 Subtotal	일반의 Gen. practitioner	인 턴 Intern	레지던트 Resident	전문의 Specialist
계	160,954	82,995	4,888	1,976	5,899	70,232	20,828	13,652	154	457	6,565
서 울	37,171	20,872	932	776	2,284	16,880	5,180	3,136	64	233	1,747
부 산	11,854	6,318	291	155	423	5,449	1,320	935	2	6	377
대 구	8,559	4,596	139	126	437	3,894	939	644	11	31	253
인 천	8,258	4,125	222	113	273	3,517	1,050	690	1	3	356
광 주	5,535	2,905	114	69	210	2,512	672	416	15	29	212
대 전	5,369	2,799	135	90	244	2,330	647	445	4	14	184
울 산	3,033	1,495	84	21	67	1,323	433	320	2	3	108
세 종	787	375	29	-	-	346	101	42	-	-	59
경 기	34,968	17,421	803	292	980	15,346	4,823	2,980	10	26	1,807
강 원	4,501	2,342	192	62	191	1,897	588	375	6	29	178
충 북	4,592	2,186	200	23	79	1,884	595	394	-	-	201
충 남	5,936	2,794	293	41	146	2,314	821	542	14	33	232
전 북	6,179	3,020	275	80	194	2,471	709	493	12	31	173
전 남	6,009	2,849	406	38	67	2,338	686	535	-	-	151
경 북	6,733	3,223	359	19	38	2,807	817	657	-	-	160
경 남	9,455	4,715	355	58	212	4,090	1,184	843	13	19	309
제 주	2,015	960	59	13	54	834	263	205	-	-	58

주 : 연도말 기준

## 현황 I (의사, 약사 등)(남자)

by region I (doctor, pharmacist, etc.)(Male)

(단위 : 명)

Unit : Person

한의사 Oriental medical physician					조산사 Midwife	약사 Pharmacist	한약사 Korean medicine pharmacist	물리치료사 Physical Therapist	작업치료사 Occupational Therapist	사회복지사 Social Worker	Division
소계 Subtotal	일반의 Gen. practitioner	일반수련의 Intern	전문수련의 Resident	전문의 Specialist							
18,052	15,773	129	148	2,002	-	15,994	873	18,733	2,163	1,316	Total
3,886	3,257	40	57	532	-	2,491	211	3,994	359	178	Seoul
1,391	1,244	1	15	131	-	1,091	41	1,438	156	99	Busan
978	895	3	4	76	-	786	31	974	183	72	Daegu
904	812	2	-	90	-	898	42	975	166	98	Incheon
547	440	13	3	91	-	475	55	778	56	47	Gwangju
595	497	9	12	77	-	510	35	626	104	53	Daejeon
359	321	5	-	33	-	377	14	297	36	22	Ulsan
101	90	-	-	11	-	99	6	100	1	4	Sejong
3,892	3,374	12	28	478	-	3,453	207	4,241	616	315	Gyeonggi
496	453	4	2	37	-	580	12	393	55	35	Gangwon
555	477	7	3	68	-	650	20	493	56	37	Chungbuk
718	625	8	4	81	-	828	43	628	47	57	Chungnam
778	664	8	7	99	-	781	46	718	60	67	Jeonbuk
717	643	7	1	66	-	736	37	879	43	62	Jeonnam
897	837	5	6	49	-	857	20	762	69	88	Gyeongbuk
1,030	948	5	6	71	-	1,154	46	1,129	126	71	Gyeongnam
208	196	-	-	12	-	228	7	308	30	11	Jeju

Note : As of the end of the year

제 I-15-2표  
Table I-15-2

요양기관 지역별 인력  
Medical personnel data by

구 분	계 Total	의 사 Physicians					치 과 의 사 Dentist				
		소 계 Subtotal	일반의 Gen. practitioner	인 턴 Intern	레지던트 Resident	전문의 Specialist	소 계 Subtotal	일반의 Gen. practitioner	인 턴 Intern	레지던트 Resident	전문의 Specialist
계	103,261	29,326	1,202	1,161	3,738	23,225	7,159	3,513	216	458	2,972
서 울	29,261	11,832	430	593	1,883	8,926	2,331	1,090	87	215	939
부 산	7,948	2,038	86	71	230	1,651	500	300	1	2	197
대 구	6,012	1,596	52	59	199	1,286	434	240	15	28	151
인 천	5,334	1,250	54	45	114	1,037	309	135	2	-	172
광 주	3,646	846	43	34	95	674	378	171	36	50	121
대 전	3,454	974	49	54	135	736	209	95	10	17	87
울 산	1,550	313	19	6	23	265	76	38	1	1	36
세 종	476	121	3	-	-	118	44	17	-	-	27
경 기	23,964	6,472	285	172	642	5,373	1,634	809	14	27	784
강 원	2,005	436	12	16	77	331	137	58	12	25	42
충 북	2,170	356	24	9	36	287	105	59	-	1	45
충 남	2,525	448	28	13	48	359	153	55	10	27	61
전 북	3,233	674	27	29	91	527	237	117	13	27	80
전 남	2,492	323	12	11	23	277	123	85	-	-	38
경 북	2,983	392	21	-	10	361	161	101	-	-	60
경 남	5,183	1,001	40	45	115	801	275	112	15	38	110
제 주	1,025	254	17	4	17	216	53	31	-	-	22

주 : 연도말 기준

## 현황 I (의사, 약사 등)(여자)

region I (doctor, pharmacist, etc.)(Female)

(단위 : 명)

Unit : Person

한의사 Oriental medical physician					조산사 Midwife	약사 Pharmacist	한약사 Korean medicine pharmacist	물리치료사 Physical Therapist	작업치료사 Occupational Therapist	사회복지사 Social Worker	Division
소 계 Subtotal	일반의 Gen. practitioner	일반수련의 Intern	전문수련의 Resident	전문의 Specialist							
4,755	3,345	136	233	1,041	54	24,333	414	28,138	6,079	3,003	Total
1,339	923	58	69	289	11	7,074	115	5,277	874	408	Seoul
415	300	6	17	92	1	1,836	17	2,301	558	282	Busan
267	195	7	13	52	-	1,390	15	1,651	495	164	Daegu
219	167	1	-	51	3	1,119	30	1,828	395	181	Incheon
140	81	11	6	42	-	780	26	1,048	301	127	Gwangju
182	118	8	23	33	2	749	19	985	241	93	Daejeon
61	36	8	-	17	3	379	8	530	112	68	Ulsan
28	18	-	-	10	2	145	5	118	7	6	Sejong
1,159	857	18	37	247	20	5,930	96	6,511	1,470	672	Gyeonggi
78	53	1	5	19	-	496	6	677	101	74	Gangwon
87	53	2	11	21	2	465	8	869	188	90	Chungbuk
118	70	5	9	34	-	620	12	872	184	118	Chungnam
156	90	3	19	44	-	666	22	1,095	259	124	Jeonbuk
103	63	2	6	32	3	578	10	1,042	153	157	Jeonnam
134	109	1	5	19	1	780	3	1,144	194	174	Gyeongbuk
227	176	5	13	33	5	1,046	19	1,900	482	228	Gyeongnam
42	36	-	-	6	1	280	3	290	65	37	Jeju

Note : As of the end of the year

제 I-16표  
Table I-16

요양기관 지역별 인력  
Medical personnel data

구 분	계 Total	간호사 Nurse						간호조무사 Nurses' aide	임상병리사 Medical Technologist	방사선사 Radiology technician	치과기공사 Dental technician
		소계 Subtotal	간호사 Nurse	가정전문 Specialist of family medicine	보건전문 Specialist of public health	마취전문 Specialist of anesthesia	정신전문 Specialist of psychiatry				
계	727,320	254,227	252,855	748	51	188	385	217,589	28,425	31,427	2,980
서울	161,455	61,743	61,455	169	13	29	77	40,087	7,276	7,888	690
부산	59,641	20,802	20,711	13	11	39	28	19,093	2,103	2,357	306
대구	40,579	15,461	15,423	32	1	-	5	10,907	1,629	1,803	188
인천	38,157	13,262	13,156	74	3	21	8	12,580	1,398	1,609	87
광주	28,077	9,938	9,900	5	-	1	32	7,662	991	1,081	133
대전	25,133	8,202	8,149	37	2	1	13	7,977	1,008	1,082	138
울산	15,598	5,350	5,337	-	-	9	4	4,680	573	577	80
세종	3,119	1,008	1,007	-	-	-	1	1,020	106	170	6
경기	151,221	50,844	50,493	253	13	34	51	48,022	5,810	6,845	541
강원	18,560	6,998	6,967	12	1	1	17	5,309	681	787	68
충북	19,984	5,344	5,292	32	-	4	16	6,933	740	864	60
충남	24,873	7,612	7,552	32	1	5	22	8,692	811	950	141
전북	28,632	8,752	8,703	23	3	2	21	9,673	1,139	1,096	91
전남	27,567	9,308	9,245	30	1	2	30	8,534	941	965	62
경북	29,993	10,494	10,460	11	1	7	15	10,397	994	1,161	150
경남	47,272	15,964	15,879	21	1	29	34	14,192	1,887	1,809	215
제주	7,459	3,145	3,126	4	-	4	11	1,831	338	383	24

주 : 1) 연도말 기준

2) 간호사 및 기타인력 : 요양기관이 신고한 인원수 기준



## 현황II(간호사 및 기타인원)

by region II(nurse and other staff)

(단위 : 명)  
Unit : Person

치과위생사 Dental hygienist	보건의료 정보관리사 Medical record administrator	동위원소취급자 Isotope staff		방사선취급 감독자 Radiology supervisor	영양사 Nutritionist	조리사 Culinary staff	조혈모세포 냉동담당자 Stem cell refrigeration staff	정신건강 전문요원 Mental health special agent	안경사 Optician	기타 Else	Division
		일반 General	특수 Special								
47,185	5,638	1,394	212	214	7,557	10,089	120	1,966	2,189	116,108	Total
10,978	1,183	341	65	58	1,140	1,146	48	341	802	27,669	Seoul
2,840	531	150	24	16	720	989	8	150	278	9,274	Busan
2,461	256	103	17	11	392	614	27	118	69	6,523	Daegu
1,973	263	66	10	6	371	553	2	100	177	5,700	Incheon
2,010	177	66	4	16	442	620	5	88	61	4,783	Gwangju
1,648	292	45	9	4	231	355	5	67	92	3,978	Daejeon
1,225	119	18	3	3	169	221	4	32	35	2,509	Ulsan
299	15	7	1	-	21	17	-	5	10	434	Sejong
10,601	1,115	250	34	49	1,574	1,977	5	369	321	22,864	Gyeonggi
1,125	128	27	5	9	189	245	-	68	30	2,891	Gangwon
1,419	150	45	5	4	211	285	-	61	44	3,819	Chungbuk
1,670	227	39	4	9	262	405	-	85	55	3,911	Chungnam
1,746	297	78	13	7	411	607	6	87	45	4,584	Jeonbuk
1,551	197	26	4	6	402	505	1	90	19	4,956	Jeonnam
1,914	265	50	6	6	361	540	-	93	15	3,547	Gyeongbuk
3,083	347	75	5	8	608	917	9	191	111	7,851	Gyeongnam
642	76	8	3	2	53	93	-	21	25	815	Jeju

Note : 1) As of the end of the year

2) Nurse and other workforce: the number reported by the provider

제I-17표  
Table I-17

요양기관 종별 전문과목별  
Specialist data by provider type

구 분	계 Total	상급종합병원 Tertiary hospital	종합병원 General hospital	병 원 Hospital	요양병원 Healthcare Institute	정신병원 Psychiatric hospital
계	93,457	13,863	17,871	10,185	4,579	1,098
내 과	17,879	3,510	4,160	1,395	777	29
신 경 과	2,078	512	668	211	229	6
정 신 건 강 의 학 과	4,008	335	371	121	52	1,001
외 과	6,554	1,214	1,361	587	676	8
정 형 외 과	6,921	588	1,298	1,837	202	4
신 경 외 과	3,015	487	847	737	191	1
심 장 혈 관 흉 부 외 과	1,154	358	307	48	74	2
성 형 외 과	2,287	214	182	103	20	-
마 취 통 증 의 학 과	5,167	786	1,014	783	104	2
산 부 인 과	6,009	464	767	1,049	364	2
소 아 청 소 년 과	6,222	862	790	890	193	3
안 과	3,655	411	297	281	18	-
이 비 인 후 과	4,142	376	388	110	48	-
피 부 과	2,389	174	145	42	5	-
비 뇨 의 학 과	2,632	312	436	52	59	1
영 상 의 학 과	4,156	1,125	1,306	823	13	4
방 사 선 종 양 학 과	329	181	102	8	5	-
병 리 과	942	370	277	12	7	-
진 단 검 사 의 학 과	973	286	416	16	5	-
결 핵 과	55	-	-	7	6	-
재 활 의 학 과	2,381	234	328	498	548	2
핵 의 학 과	258	141	85	5	3	-
가 정 의 학 과	7,264	313	648	400	952	31
응 급 의 학 과	2,181	455	1,387	98	22	1
직 업 환 경 의 학 과	618	93	246	65	2	-
예 방 의 학 과	188	62	45	7	4	1

주 : 1) 연도말 기준  
2) 의료법 개정사항(제3조제2항제3호, 2021.3.5. 시행)에 따라 요양기관 종별 구분으로 정신병원 신설

## 전문의 현황(계)

and specialty (Total)

(단위 : 명)  
Unit : Person

의 원 Clinic	치과병원 Dental hospital	한방병원 Korean medicine hospital	보건의료원 Hospitalized health center	보 건 소 Health center	보건지소 Health subcenter	Division
<b>44,754</b>	<b>28</b>	<b>428</b>	<b>136</b>	<b>359</b>	<b>156</b>	<b>Total</b>
7,930	1	23	16	33	5	Internal medicine
439	-	5	3	2	3	Neurology
2,115	-	9	4	-	-	Psychiatry
2,600	1	62	13	20	12	General surgery
2,919	-	63	3	5	2	Orthopedic surgery
735	-	15	-	2	-	Neurosurgery
353	1	-	2	6	3	Thoracic & Cardiovascular surgery
1,707	2	7	19	15	18	Plastic surgery
2,377	22	27	14	24	14	Anesthesiology & Pain medicine
3,242	-	46	5	60	10	Obstetrics & Gynecology
3,289	-	25	27	95	48	Pediatrics
2,633	-	2	5	5	3	Ophthalmology
3,201	-	9	-	8	2	Otorhinolaryngology
2,018	-	-	1	1	3	Dermatology
1,754	-	8	2	6	2	Urological section
842	-	33	5	3	2	Radiology
25	-	2	-	4	2	Radiation oncology
274	-	1	-	1	-	Pathology
236	-	1	2	9	2	Laboratory medicine
41	-	-	-	-	1	Tuberculosis
736	-	20	7	2	6	Rahabilitation
21	-	-	-	1	2	Nuclear medicine
4,792	1	67	4	52	4	Family medicine
213	-	3	2	-	-	Emergency medicine
197	-	-	2	2	11	Occupational & Environmental med.
65	-	-	-	3	1	Preventive medicine

Note : 1) As of the end of the year

2) Psychiatric hospital was newly added to provider type classification as per the amendment of the Medical Service Act (Article 3-2-3, March 5, 2021)

제 I-17-1표  
Table I-17-1

요양기관 종별 전문과목별  
Specialist data by provider type

구 분	계 Total	상급종합병원 Tertiary hospital	종합병원 General hospital	병 원 Hospital	요양병원 Healthcare Institute	정신병원 Psychiatric hospital
계	70,232	8,979	12,870	7,860	3,733	848
내 과	12,956	2,176	2,752	1,043	567	16
신 경 과	1,495	358	487	143	139	4
정 신 건 강 의 학 과	2,872	217	251	94	41	781
외 과	5,782	880	1,191	532	659	7
정 형 외 과	6,877	573	1,282	1,831	201	4
신 경 외 과	2,949	457	825	732	190	1
심 장 혈 관 흉 부 외 과	1,077	313	295	45	70	2
성 형 외 과	2,116	183	153	97	20	-
마 취 통 증 의 학 과	3,654	427	617	538	79	1
산 부 인 과	3,466	227	446	627	344	2
소 아 청 소 년 과	3,317	370	369	491	155	1
안 과	2,870	273	172	195	17	-
이 비 인 후 과	3,710	309	289	103	44	-
피 부 과	1,782	114	80	39	4	-
비 뇨 의 학 과	2,598	297	427	52	59	1
영 상 의 학 과	2,374	530	773	521	6	3
방 사 선 종 양 학 과	200	114	57	5	5	-
병 리 과	389	153	105	6	4	-
진 단 검 사 의 학 과	459	150	191	9	3	-
결 핵 과	40	-	-	3	4	-
재 활 의 학 과	1,764	154	209	340	372	2
핵 의 학 과	159	92	45	4	3	-
가 정 의 학 과	4,763	130	380	254	725	22
응 급 의 학 과	1,893	359	1,231	93	17	-
직 업 환 경 의 학 과	532	76	212	57	1	-
예 방 의 학 과	138	47	31	6	4	1

주 : 1) 연도말 기준

2) 의료법 개정사항(제 3 조제 2 항제 3 호, 2021.3.5. 시행)에 따라 요양기관 종별 구분으로 정신병원 신설

## 전문의 현황(남자)

and specialty (Male)

(단위 : 명)  
Unit : Person

의 원 Clinic	치과병원 Dental hospital	한방병원 Korean medicine hospital	보건의료원 Hospitalized health center	보건소 Health center	보건지소 Health subcenter	Division
<b>35,052</b>	<b>15</b>	<b>372</b>	<b>135</b>	<b>217</b>	<b>151</b>	<b>Total</b>
6,352	1	18	15	12	4	Internal medicine
352	-	4	3	2	3	Neurology
1,477	-	7	4	-	-	Psychiatry
2,406	1	62	13	19	12	General surgery
2,914	-	63	3	4	2	Orthopedic surgery
727	-	15	-	2	-	Neurosurgery
341	1	-	2	5	3	Thoracic & Cardiovascular surgery
1,603	2	6	19	15	18	Plastic surgery
1,928	10	22	14	5	13	Anesthesiology & Pain medicine
1,717	-	39	5	49	10	Obstetrics & Gynecology
1,775	-	17	27	65	47	Pediatrics
2,198	-	2	5	5	3	Ophthalmology
2,947	-	9	-	7	2	Otorhinolaryngology
1,540	-	-	1	1	3	Dermatology
1,745	-	8	2	5	2	Urological section
504	-	28	5	2	2	Radiology
14	-	2	-	1	2	Radiation oncology
119	-	1	-	1	-	Pathology
100	-	1	2	1	2	Laboratory medicine
32	-	-	-	-	1	Tuberculosis
656	-	16	7	2	6	Rehabilitation
12	-	-	-	1	2	Nuclear medicine
3,187	-	49	4	10	2	Family medicine
188	-	3	2	-	-	Emergency medicine
171	-	-	2	2	11	Occupational & Environmental med.
47	-	-	-	1	1	Preventive medicine

Note : 1) As of the end of the year

2) Psychiatric hospital was newly added to provider type classification as per the amendment of the Medical Service Act (Article 3-2-3, March 5, 2021)

제 I-17-2표  
Table I-17-2

요양기관 종별 전문과목별  
Specialist data by provider type

구 분	계 Total	상급종합병원 Tertiary hospital	종합병원 General hospital	병 원 Hospital	요양병원 Healthcare Institute	정신병원 Psychiatric hospital
계	23,225	4,884	5,001	2,325	846	250
내 과	4,923	1,334	1,408	352	210	13
신 경 과	583	154	181	68	90	2
정 신 건 강 의 학 과	1,136	118	120	27	11	220
외 과	772	334	170	55	17	1
정 형 외 과	44	15	16	6	1	-
신 경 외 과	66	30	22	5	1	-
심 장 혈 관 흉 부 외 과	77	45	12	3	4	-
성 형 외 과	171	31	29	6	-	-
마 취 통 증 의 학 과	1,513	359	397	245	25	1
산 부 인 과	2,543	237	321	422	20	-
소 아 청 소 년 과	2,905	492	421	399	38	2
안 과	785	138	125	86	1	-
이 비 인 후 과	432	67	99	7	4	-
피 부 과	607	60	65	3	1	-
비 뇨 의 학 과	34	15	9	-	-	-
영 상 의 학 과	1,782	595	533	302	7	1
방 사 선 종 양 학 과	129	67	45	3	-	-
병 리 과	553	217	172	6	3	-
진 단 검 사 의 학 과	514	136	225	7	2	-
결 핵 과	15	-	-	4	2	-
재 활 의 학 과	617	80	119	158	176	-
핵 의 학 과	99	49	40	1	-	-
가 정 의 학 과	2,501	183	268	146	227	9
응 급 의 학 과	288	96	156	5	5	1
직 업 환 경 의 학 과	86	17	34	8	1	-
예 방 의 학 과	50	15	14	1	-	-

주 : 1) 연도말 기준

2) 의료법 개정사항(제3조제2항제3호, 2021.3.5. 시행)에 따라 요양기관 종별 구분으로 정신병원 신설

# 전문의 현황(여자)

## and specialty (Female)

(단위 : 명)  
Unit : Person

의 원 Clinic	치과병원 Dental hospital	한방병원 Korean medicine hospital	보건의료원 Hospitalized health center	보 건 소 Health center	보건지소 Health subcenter	Division
<b>9,702</b>	<b>13</b>	<b>56</b>	<b>1</b>	<b>142</b>	<b>5</b>	<b>Total</b>
1,578	-	5	1	21	1	Internal medicine
87	-	1	-	-	-	Neurology
638	-	2	-	-	-	Psychiatry
194	-	-	-	1	-	General surgery
5	-	-	-	1	-	Orthopedic surgery
8	-	-	-	-	-	Neurosurgery
12	-	-	-	1	-	Thoracic & Cardiovascular surgery
104	-	1	-	-	-	Plastic surgery
449	12	5	-	19	1	Anesthesiology & Pain medicine
1,525	-	7	-	11	-	Obstetrics & Gynecology
1,514	-	8	-	30	1	Pediatrics
435	-	-	-	-	-	Ophthalmology
254	-	-	-	1	-	Otorhinolaryngology
478	-	-	-	-	-	Dermatology
9	-	-	-	1	-	Urological section
338	-	5	-	1	-	Radiology
11	-	-	-	3	-	Radiation oncology
155	-	-	-	-	-	Pathology
136	-	-	-	8	-	Laboratory medicine
9	-	-	-	-	-	Tuberculosis
80	-	4	-	-	-	Rahabilitation
9	-	-	-	-	-	Nuclear medicine
1,605	1	18	-	42	2	Family medicine
25	-	-	-	-	-	Emergency medicine
26	-	-	-	-	-	Occupational & Environmental med.
18	-	-	-	2	-	Preventive medicine

Note : 1) As of the end of the year

2) Psychiatric hospital was newly added to provider type classification as per the amendment of the Medical Service Act (Article 3-2-3, March 5, 2021)

제I-18표  
Table I-18

요양기관 지역별 전문  
Specialist data by region

구 분	계 Total	서 울 Seoul	부 산 Busan	대 구 Daegu	인 천 Incheon	광 주 Gwangju	대 전 Daejeon	울 산 Ulsan	세 종 Sejong
계	93,457	25,806	7,100	5,180	4,554	3,186	3,066	1,588	464
내 과	17,879	4,870	1,465	1,041	889	655	588	302	86
신 경 과	2,078	541	164	144	85	71	84	27	9
정 신 건 강 의 학 과	4,008	1,106	308	197	170	115	138	58	19
외 과	6,554	1,622	518	380	326	224	193	123	25
정 형 외 과	6,921	1,654	545	368	378	242	239	115	27
신 경 외 과	3,015	684	212	185	165	120	93	54	15
심 장 혈 관 흉 부 외 과	1,154	295	86	54	53	34	49	24	6
성 형 외 과	2,287	1,212	167	136	77	44	62	33	6
마 취 통 증 의 학 과	5,167	1,505	381	282	236	189	159	85	23
산 부 인 과	6,009	1,604	478	325	285	212	192	116	28
소 아 청 소 년 과	6,222	1,385	446	353	315	233	206	115	63
안 과	3,655	1,135	314	234	184	109	120	64	18
이 비 인 후 과	4,142	1,136	327	224	218	139	133	69	28
피 부 과	2,389	901	161	135	98	84	76	29	13
비 뇨 의 학 과	2,632	722	188	163	128	93	85	52	16
영 상 의 학 과	4,156	1,410	283	197	163	128	141	74	6
방 사 선 종 양 학 과	329	124	27	20	14	3	11	4	2
병 리 과	942	355	78	62	43	26	29	11	5
진 단 검 사 의 학 과	973	300	73	51	49	38	29	13	2
결 핵 과	55	17	3	1	2	-	3	-	-
재 활 의 학 과	2,381	624	163	123	130	78	108	30	7
핵 의 학 과	258	98	21	20	11	8	7	4	1
가 정 의 학 과	7,264	1,941	530	367	337	231	238	107	44
응 급 의 학 과	2,181	423	104	82	147	92	59	40	14
직 업 환 경 의 학 과	618	97	47	18	46	13	19	31	-
예 방 의 학 과	188	45	11	18	5	5	5	8	1

주 : 연도말 기준



## 과목별 전문의 현황(계)

and speciality (Total)

(단위 : 명)  
Unit : Person

경 기 Gyeonggi	강 원 Gangwon	충 북 Chungbuk	충 남 Chungnam	전 북 Jeonbuk	전 남 Jeonnam	경 북 Gyeongbuk	경 남 Gyeongnam	제 주 Jeju	Division
<b>20,719</b>	<b>2,228</b>	<b>2,171</b>	<b>2,673</b>	<b>2,998</b>	<b>2,615</b>	<b>3,168</b>	<b>4,891</b>	<b>1,050</b>	<b>Total</b>
3,936	430	371	471	591	479	573	954	178	Internal medicine
452	45	49	61	64	46	76	136	24	Neurology
859	90	111	125	135	123	175	243	36	Psychiatry
1,349	184	170	239	244	248	277	359	73	General surgery
1,687	181	169	194	218	194	260	368	82	Orthopedic surgery
675	84	86	82	102	99	120	202	37	Neurosurgery
217	40	38	38	34	44	53	70	19	Thoracic & Cardiovascular surgery
241	37	26	40	48	36	43	55	24	Plastic surgery
1,101	126	125	137	167	160	164	276	51	Anesthesiology & Painmedicine
1,370	152	140	187	186	161	202	304	67	Obstetrics & Gynecology
1,614	154	148	188	205	154	190	376	77	Pediatrics
725	74	85	101	103	74	114	162	39	Ophthalmology
1,019	88	92	104	99	98	127	196	45	Otorhinolaryngology
535	33	37	45	64	31	41	85	21	Dermatology
571	55	64	83	70	81	100	133	28	Urological section
864	95	87	100	126	127	110	210	35	Radiology
62	11	3	7	8	8	8	13	4	Radiation oncology
189	15	10	14	27	14	13	42	9	Pathology
214	29	19	22	26	32	23	39	14	Laboratory medicine
17	2	-	1	3	1	2	2	1	Tuberculosis
568	60	59	59	78	52	78	129	35	Rahabilitation
45	3	3	4	11	10	2	7	3	Nuclear medicine
1,673	146	191	252	289	245	254	326	93	Family medicine
581	74	55	82	76	67	110	126	49	Emergency medicine
121	15	30	30	17	27	38	66	3	Occupational & Environmental med.
34	5	3	7	7	4	15	12	3	Preventive medicine

Note : As of the end of the year

제I-18-1표  
Table I-18-1

요양기관 지역별 전문  
Specialist data by region

구 분	계 Total	서 울 Seoul	부 산 Busan	대 구 Daegu	인 천 Incheon	광 주 Gwangju	대 전 Daejeon	울 산 Ulsan	세 종 Sejong
계	70,232	16,880	5,449	3,894	3,517	2,512	2,330	1,323	346
내 과	12,956	3,016	1,098	751	667	517	430	248	59
신 경 과	1,495	345	117	108	56	58	56	20	7
정 신 건 강 의 학 과	2,872	678	225	144	126	84	94	48	12
외 과	5,782	1,263	470	325	297	205	176	107	21
정 형 외 과	6,877	1,633	544	366	376	241	239	115	27
신 경 외 과	2,949	655	212	183	161	119	91	53	15
심 장 혈 관 흥 부 외 과	1,077	259	80	49	48	33	45	24	5
성 형 외 과	2,116	1,102	161	127	66	42	59	32	6
마 취 통 증 의 학 과	3,654	851	308	207	178	153	110	74	18
산 부 인 과	3,466	658	265	194	184	113	133	80	17
소 아 청 소 년 과	3,317	519	228	157	172	114	105	77	35
안 과	2,870	765	255	190	146	100	98	57	14
이 비 인 후 과	3,710	952	294	201	195	132	121	67	23
피 부 과	1,782	597	144	113	76	65	53	27	8
비 뇨 의 학 과	2,598	706	186	160	128	91	84	52	16
영 상 의 학 과	2,374	598	165	141	91	87	80	57	4
방 사 선 종 양 학 과	200	74	19	11	8	1	6	2	2
병 리 과	389	124	16	26	12	17	15	3	3
진 단 검 사 의 학 과	459	119	31	24	18	22	12	8	1
결 핵 과	40	10	3	1	2	-	3	-	-
재 활 의 학 과	1,764	423	124	93	102	53	81	26	7
핵 의 학 과	159	56	13	15	6	4	4	3	1
가 정 의 학 과	4,763	1,048	347	212	235	155	161	70	30
응 급 의 학 과	1,893	322	90	73	125	91	54	39	14
직 업 환 경 의 학 과	532	74	43	13	40	11	16	28	-
예 방 의 학 과	138	33	11	10	2	4	4	6	1

주 : 연도말 기준

## 과목별 전문의 현황(남자)

and speciality (Male)

(단위 : 명)

Unit : Person

경 기 Gyeonggi	강 원 Gangwon	충 북 Chungbuk	충 남 Chungnam	전 북 Jeonbuk	전 남 Jeonnam	경 북 Gyeongbuk	경 남 Gyeongnam	제 주 Jeju	Division
15,346	1,897	1,884	2,314	2,471	2,338	2,807	4,090	834	Total
2,830	365	303	404	461	411	496	770	130	Internal medicine
313	37	38	52	52	43	69	103	21	Neurology
611	69	93	107	117	95	138	205	26	Psychiatry
1,204	171	168	231	230	242	269	332	71	General surgery
1,680	178	169	192	217	194	259	365	82	Orthopedic surgery
658	81	86	82	101	98	118	201	35	Neurosurgery
207	38	38	38	33	43	53	67	17	Thoracic surgery
222	34	25	40	47	36	41	53	23	Plastic surgery
741	110	104	115	135	141	145	228	36	Anesthesiology & Pain medicine
731	123	111	148	135	136	169	223	46	Obstetrics & Gynecology
875	104	98	140	140	122	135	249	47	Pediatrics
578	65	75	85	89	71	105	144	33	Ophthalmology
934	79	85	101	88	92	120	185	41	Otorhinolaryngology
398	32	31	36	43	30	40	72	17	Dermatology
565	55	64	82	70	81	100	132	26	Urological section
473	71	71	72	80	106	94	158	26	Radiology
35	7	3	4	3	6	8	9	2	Radiation oncology
86	11	7	5	17	11	9	22	5	Pathology
94	21	11	16	18	25	11	22	6	Laboratory medicine
13	1	-	1	2	1	1	1	1	Tuberculosis
404	51	53	46	55	45	68	109	24	Rehabilitation
24	2	2	2	7	9	2	7	2	Nuclear medicine
1,054	106	171	201	235	206	205	260	67	Family medicine
492	71	51	78	73	63	107	105	45	Emergency medicine
101	14	25	30	17	27	32	58	3	Occupational & Environmental med.
23	1	2	6	6	4	13	10	2	Preventive medicine

Note : As of the end of the year

제 I-18-2표  
Table I-18-2

요양기관 지역별 전문  
Specialist data by region

구 분	계 Total	서 울 Seoul	부 산 Busan	대 구 Daegu	인 천 Incheon	광 주 Gwangju	대 전 Daejeon	울 산 Ulsan	세 종 Sejong
계	23,225	8,926	1,651	1,286	1,037	674	736	265	118
내 과	4,923	1,854	367	290	222	138	158	54	27
신 경 과	583	196	47	36	29	13	28	7	2
정 신 건 강 의 학 과	1,136	428	83	53	44	31	44	10	7
외 과	772	359	48	55	29	19	17	16	4
정 형 외 과	44	21	1	2	2	1	-	-	-
신 경 외 과	66	29	-	2	4	1	2	1	-
심 장 혈 관 흥 부 외 과	77	36	6	5	5	1	4	-	1
성 형 외 과	171	110	6	9	11	2	3	1	-
마 취 통 증 의 학 과	1,513	654	73	75	58	36	49	11	5
산 부 인 과	2,543	946	213	131	101	99	59	36	11
소 아 청 소 년 과	2,905	866	218	196	143	119	101	38	28
안 과	785	370	59	44	38	9	22	7	4
이 비 인 후 과	432	184	33	23	23	7	12	2	5
피 부 과	607	304	17	22	22	19	23	2	5
비 뇨 의 학 과	34	16	2	3	-	2	1	-	-
영 상 의 학 과	1,782	812	118	56	72	41	61	17	2
방 사 선 종 양 학 과	129	50	8	9	6	2	5	2	-
병 리 과	553	231	62	36	31	9	14	8	2
진 단 검 사 의 학 과	514	181	42	27	31	16	17	5	1
결 핵 과	15	7	-	-	-	-	-	-	-
재 활 의 학 과	617	201	39	30	28	25	27	4	-
핵 의 학 과	99	42	8	5	5	4	3	1	-
가 정 의 학 과	2,501	893	183	155	102	76	77	37	14
응 급 의 학 과	288	101	14	9	22	1	5	1	-
직 업 환 경 의 학 과	86	23	4	5	6	2	3	3	-
예 방 의 학 과	50	12	-	8	3	1	1	2	-

주 : 연도말 기준

## 과목별 전문의 현황(여자)

and speciality (Female)

(단위 : 명)

Unit : Person

경 기 Gyeonggi	강 원 Gangwon	충 북 Chungbuk	충 남 Chungnam	전 북 Jeonbuk	전 남 Jeonnam	경 북 Gyeongbuk	경 남 Gyeongnam	제 주 Jeju	Division
5,373	331	287	359	527	277	361	801	216	Total
1,106	65	68	67	130	68	77	184	48	Internal medicine
139	8	11	9	12	3	7	33	3	Neurology
248	21	18	18	18	28	37	38	10	Psychiatry
145	13	2	8	14	6	8	27	2	General surgery
7	3	-	2	1	-	1	3	-	Orthopedic surgery
17	3	-	-	1	1	2	1	2	Neurosurgery
10	2	-	-	1	1	-	3	2	Thoracic surgery
19	3	1	-	1	-	2	2	1	Plastic surgery
360	16	21	22	32	19	19	48	15	Anesthesiology & Painmedicine
639	29	29	39	51	25	33	81	21	Obstetrics & Gynecology
739	50	50	48	65	32	55	127	30	Pediatrics
147	9	10	16	14	3	9	18	6	Ophthalmology
85	9	7	3	11	6	7	11	4	Otorhinolaryngology
137	1	6	9	21	1	1	13	4	Dermatology
6	-	-	1	-	-	-	1	2	Urological section
391	24	16	28	46	21	16	52	9	Radiology
27	4	-	3	5	2	-	4	2	Radiation oncology
103	4	3	9	10	3	4	20	4	Pathology
120	8	8	6	8	7	12	17	8	Laboratory medicine
4	1	-	-	1	-	1	1	-	Tuberculosis
164	9	6	13	23	7	10	20	11	Rahabilitation
21	1	1	2	4	1	-	-	1	Nuclear medicine
619	40	20	51	54	39	49	66	26	Family medicine
89	3	4	4	3	4	3	21	4	Emergency medicine
20	1	5	-	-	-	6	8	-	Occupational & Environmental med.
11	4	1	1	1	-	2	2	1	Preventive medicine

Note : As of the end of the year

제I-19표  
Table I-19

요양기관 종별  
Ward data by

구 분			계 Total	상급종합병원 Tertiary hospital	종 합 병 원 General hospital	병 원 Hospital	요양병원 Healthcare Institute	정신병원 Psychiatric Hospital	의 원 Clinic	치 과 병 원 Dental hospital
계	병실		195,441	13,316	31,263	40,905	57,612	12,412	23,987	90
	병상		724,212	48,057	111,005	132,262	271,787	64,743	53,350	230
일반입원실	병 실	계	178,127	11,958	28,792	39,747	56,874	1,196	23,687	90
		상 급	44,225	2,741	6,033	9,456	11,309	16	12,597	46
		일 반	133,885	9,217	22,745	30,291	45,565	1,180	11,088	44
		외국인 전용	17	-	14	-	-	-	2	-
	병 상	계	638,105	41,156	99,321	127,181	269,626	6,130	51,980	230
		상 급	59,918	2,741	6,033	9,456	21,779	16	17,170	76
		일 반	578,082	38,415	93,188	117,725	247,847	6,114	34,806	154
		외국인 전용	105	-	100	-	-	-	4	-
정신과 개방	병 실	계	2,015	67	100	70	-	1,735	14	-
		상 급	84	15	10	2	-	53	3	-
		일 반	1,931	52	90	68	-	1,682	11	-
	병 상	계	9,167	177	395	291	-	8,123	63	-
		상 급	87	15	10	2	-	53	6	-
		일 반	9,080	162	385	289	-	8,070	57	-
정신과 폐쇄	병 실	계	11,221	255	589	659	-	9,396	280	-
		상 급	209	36	25	4	-	113	31	-
		일 반	11,012	219	564	655	-	9,283	249	-
	병 상	계	59,267	859	2,947	3,634	-	50,362	1,296	-
		상 급	256	36	25	4	-	113	78	-
		일 반	59,011	823	2,922	3,630	-	50,249	1,218	-
중환자실	병 실	계	1,094	313	735	46	-	-	-	-
		성인	916	221	654	41	-	-	-	-
		소아	16	12	4	-	-	-	-	-
		신생아	162	80	77	5	-	-	-	-
	병 상	계	11,441	4,618	6,567	256	-	-	-	-
		성인	9,388	3,277	5,897	214	-	-	-	-
		소아	154	143	11	-	-	-	-	-
		신생아	1,899	1,198	659	42	-	-	-	-
격리병실		병 실	2,711	515	982	383	738	85	6	-
		병 상	5,803	902	1,691	900	2,161	128	11	-
무균치료실		병 실	273	208	65	-	-	-	-	-
		병 상	429	345	84	-	-	-	-	-

주 : 1) 연도말 기준

2) 2018.07.01 부로 고시변경에 따라 기존 성인소아 중환자실이 성인중환자실 소아중환자실로 분리됨(보건복지부 고시 제 2018-116 호)

3) 국민건강보험법 시행규칙 별지 제 14 호, 제 17 호 요양기관현황신고서식 개정(보건복지부령 제 810 호, 2021.6.30.)에 따라 정신과개방 시설 추가됨

# 입원실 현황

provider type

(단위 : 병실, 병상)  
Unit : Ward, Bed

치 과 의 원 Dental clinic	조 산 원 Midwifery clinic	보건의료원 Hospitalized health center	보 건 소 Health center	보건지소 Health subcenter	보건진료소 Primary health care post	한방병원 Korean medicine hospital	한 의 원 Korean medicine clinic	Division			
59	23	108	-	-	-	11,412	4,254	Ward		Total	
83	26	358	-	-	-	34,378	7,933	Bed			
59	23	106	-	-	-	11,341	4,254	Subtotal		General patient's room	
53	23	35	-	-	-	898	1,018	Ward with less than 4 beds			
6	-	71	-	-	-	10,442	3,236	General ward			
-	-	-	-	-	-	1	-	Foreigners only			
83	26	348	-	-	-	34,091	7,933	Subtotal			
76	23	53	-	-	-	898	1,597	Ward with less than 4 beds			
7	3	295	-	-	-	33,192	6,336	General ward			
-	-	-	-	-	-	1	-	Foreigners only			
-	-	-	-	-	-	29	-	Subtotal		Psychiatry (open-door)	
-	-	-	-	-	-	1	-	Ward with less than 4 beds			
-	-	-	-	-	-	28	-	General ward			
-	-	-	-	-	-	118	-	Subtotal			
-	-	-	-	-	-	1	-	Ward with less than 4 beds			
-	-	-	-	-	-	117	-	General ward			
-	-	-	-	-	-	42	-	Subtotal			
-	-	-	-	-	-	-	-	Ward with less than 4 beds			Psychiatric closure
-	-	-	-	-	-	42	-	General ward			
-	-	-	-	-	-	169	-	Subtotal			
-	-	-	-	-	-	-	-	Ward with less than 4 beds			
-	-	-	-	-	-	169	-	General ward			
-	-	-	-	-	-	-	-	Subtotal		Intensive care unit	
-	-	-	-	-	-	-	-	Adult			
-	-	-	-	-	-	-	-	Pediatric			
-	-	-	-	-	-	-	-	Neonatal			
-	-	-	-	-	-	-	-	Subtotal			
-	-	-	-	-	-	-	-	Adult			
-	-	-	-	-	-	-	-	Pediatric			
-	-	-	-	-	-	-	-	Neonatal			
-	-	2	-	-	-	-	-	Ward		Isolation room	
-	-	10	-	-	-	-	-	Bed			
-	-	-	-	-	-	-	-	Ward		Aseptic	
-	-	-	-	-	-	-	-	Bed			

Note : 1) As of the end of the year

2) Psychiatric hospital was newly added to provider type classification as per the amendment of the Medical Service Act (Article 3-2-3, March 5, 2021)

3) Psychiatry (open-door) facility was newly added as per the amendment of No. 14 and 17 of the Annex of the Enforcement Regulation of the National Health Insurance Act

제 I-20표  
Table I-20

요양기관 지역별  
Ward data

구 분			계 Total	서 울 Seoul	부 산 Busan	대 구 Daegu	인 천 Incheon	광 주 Gwangju	대 전 Daejeon	울 산 Ulsan	세 종 Sejong	경 기 Gyeonggi
계	병실		195,441	27,756	18,867	10,486	9,323	11,511	6,301	4,241	728	38,253
	병상		724,212	92,577	69,800	41,069	36,651	39,257	23,559	15,257	2,069	143,126
일반입원실	병 실	계	178,127	25,969	17,411	9,531	8,418	10,938	5,890	3,904	692	34,949
		상 급	44,225	7,449	4,543	2,232	1,569	2,377	1,635	1,327	254	8,709
		일 반	133,885	18,506	12,868	7,299	6,849	8,561	4,255	2,577	437	26,239
		외국인 전용	17	14	-	-	-	-	-	-	1	1
	병 상	계	638,105	84,729	62,812	36,054	32,092	36,689	21,116	13,594	1,930	126,391
		상 급	59,918	9,268	6,854	2,807	1,985	3,381	2,241	1,854	350	11,509
		일 반	578,082	75,361	55,958	33,247	30,107	33,308	18,875	11,740	1,579	114,881
		외국인 전용	105	100	-	-	-	-	-	-	1	1
정신과개방	병 실	계	2,015	115	173	159	96	127	32	61	-	289
		상 급	84	11	6	3	-	4	-	-	-	12
		일 반	1,931	104	167	156	96	123	32	61	-	277
	병 상	계	9,167	435	705	777	485	554	181	263	-	1,327
		상 급	87	11	6	3	-	7	-	-	-	12
		일 반	9,080	424	699	774	485	547	181	263	-	1,315
정신과폐쇄	병 실	계	11,221	673	971	595	570	310	273	220	25	2,233
		상 급	209	54	10	25	2	5	4	-	-	27
		일 반	11,012	619	961	570	568	305	269	220	25	2,206
	병 상	계	59,267	3,143	4,939	3,255	3,045	1,434	1,728	1,140	93	12,023
		상 급	256	89	10	25	2	13	4	-	-	31
		일 반	59,011	3,054	4,929	3,230	3,043	1,421	1,724	1,140	93	11,992
중환자실	병 실	계	1,094	254	64	60	51	27	46	16	3	290
		성인	916	198	53	37	45	23	41	15	2	255
		소아	16	6	-	2	-	1	1	-	-	-
		신생아	162	50	11	21	6	3	4	1	1	35
	병 상	계	11,441	2,697	861	586	616	412	448	198	37	2,379
		성인	9,388	2,022	707	419	540	324	347	172	22	2,037
		소아	154	94	-	13	-	8	5	-	-	-
		신생아	1,899	581	154	154	76	80	96	26	15	342
격리병실		병 실	2,711	609	230	125	176	106	51	35	6	452
		병 상	5,803	1,359	457	373	400	165	67	55	7	938
무균치료실		병 실	273	136	18	16	12	3	9	5	2	40
		병 상	429	214	26	24	13	3	19	7	2	68

주 : 1) 연도말 기준

2) 2018.07.01 부로 고시변경에 따라 기존 성인소아 중환자실이 성인중환자실 소아중환자실로 분리됨(보건복지부 고시 제 2018-116 호)

3) 국민건강보험법 시행규칙 별지 제 14 호, 제 17 호 요양기관현황신고서식 개정(보건복지부령 제 810 호, 2021.6.30.)에 따라 정신과개방 시설 추가됨



# 입원실 현황

by region

(단위 : 병실, 병상)  
Unit : Ward, Bed

강 원 Gangwon	충 북 Chungbuk	충 남 Chungnam	전 북 Jeonbuk	전 남 Jeonnam	경 북 Gyeongbuk	경 남 Gyeongnam	제 주 Jeju	Division				
4,711	5,654	7,208	10,542	11,293	10,698	16,422	1,447	Ward		Total		
17,017	21,383	28,596	39,581	41,485	43,561	64,050	5,174	Bed				
4,198	4,798	6,425	9,761	10,322	9,196	14,460	1,265	Subtotal		General patient's room		
1,055	1,267	1,467	2,156	2,330	1,798	3,699	358	Ward with less than 4 beds			Ward	
3,143	3,531	4,958	7,605	7,992	7,398	10,760	907	General ward				
-	-	-	-	-	-	1	-	Foreigners only				
14,433	17,160	24,723	35,873	36,627	35,350	54,045	4,487	Subtotal			Bed	
1,369	1,654	1,937	3,155	3,419	2,570	5,130	435	Ward with less than 4 beds				
13,064	15,506	22,786	32,718	33,208	32,780	48,912	4,052	General ward				
-	-	-	-	-	-	3	-	Foreigners only				
67	88	83	86	157	235	236	11	Subtotal		Psychiatry (open-door)		
5	2	-	31	2	8	-	-	Ward with less than 4 beds			Ward	
62	86	83	55	155	227	236	11	General ward				
324	437	412	285	724	1,125	1,097	36	Subtotal			Bed	
5	2	-	31	2	8	-	-	Ward with less than 4 beds				
319	435	412	254	722	1,117	1,097	36	General ward				
305	647	556	463	665	1,115	1,502	98	Subtotal				Psychiatric closure
-	28	1	-	14	16	20	3	Ward with less than 4 beds			Ward	
305	619	555	463	651	1,099	1,482	95	General ward				
1,632	3,214	2,852	2,387	3,569	6,431	8,003	379	Subtotal		Bed		
-	28	1	-	14	16	20	3	Ward with less than 4 beds				
1,632	3,186	2,851	2,387	3,555	6,415	7,983	376	General ward				
53	21	27	28	36	49	51	18	Subtotal			Intensive careunit	
44	19	25	24	33	47	42	13	Adult		Ward		
3	-	-	1	-	-	1	1	Pediatric				
6	2	2	3	3	2	8	4	Neonatal				
428	322	359	445	394	501	579	179	Subtotal		Bed		
367	292	304	378	369	485	450	153	Adult				
8	-	-	10	-	-	13	3	Pediatric				
53	30	55	57	25	16	116	23	Neonatal				
85	99	117	197	105	103	164	51	Ward				Isolation room
196	246	250	577	159	154	313	87	Bed				
3	1	-	7	8	-	9	4	Ward		Aseptic		
4	4	-	14	12	-	13	6	Bed				

Note : 1) As of the end of the year

2) Psychiatric hospital was newly added to provider type classification as per the amendment of the Medical Service Act (Article 3-2-3, March 5, 2021)

3) Psychiatry (open-door) facility was newly added as per the amendment of No. 14 and 17 of the Annex of the Enforcement Regulation of the National Health Insurance Act

제I-21표  
Table I-21

요양기관 종별  
Special care unit

구 분			계 Total	상급 종합병원 Tertiary hospital	종합병원 General hospital	병 원 Hospital	요양병원 Healthcare Institute	정신병원 Psychiatric hospital	의 원 Clinic	치과병원 Dental hospital
특수진료실	계	병 실	41,081	1,779	4,181	6,615	2,178	169	24,172	143
		병 상	243,045	7,875	25,451	32,600	18,994	1,487	146,778	182
	분만실	병 실	1,176	88	247	395	-	-	443	-
		병 상	1,781	232	484	517	-	-	545	-
	신생아실	병 실	564	45	150	141	-	-	228	-
		병 상	6,554	433	1,067	3,022	-	-	2,032	-
	수술실	병 실	8,792	1,062	1,787	2,546	2	4	3,247	65
		병 상	9,089	1,076	1,920	2,672	3	5	3,275	64
	회복실	병 실	6,952	80	363	1,100	7	6	5,259	56
		병 상	14,311	762	1,488	2,785	13	11	9,076	71
	응급실	병 실	908	91	516	213	4	37	31	2
		병 상	8,890	1,743	5,450	1,471	31	52	52	2
	인공신장실	병 실	1,496	57	356	125	319	2	633	-
		병 상	29,033	1,638	7,622	2,535	5,151	43	11,970	-
	물리치료실	병 실	18,299	153	572	1,794	1,813	45	12,252	15
		병 상	163,952	836	6,396	18,317	13,511	340	115,218	37
	강내치료실	병 실	9	7	2	-	-	-	-	-
		병 상	9	7	2	-	-	-	-	-
	방사선육소 입원치료실	병 실	163	93	57	6	3	-	4	-
		병 상	166	96	57	6	3	-	4	-
	낮병동	병 실	2,722	103	131	295	30	75	2,075	5
		병 상	9,260	1,052	965	1,275	282	1,036	4,606	8
기타	조혈모처치실		보유	47	32	15	-	-	-	-
	혈액은행		보유	288	45	204	26	3	10	-
	임상검사실		보유	4,696	45	322	1,249	685	210	1,736
	모자동실		보유	254	26	47	74	1	105	-
	조제실		보유	6,592	41	280	1,061	1,166	212	836
	탕전실	실내	보유	11,993	2	9	35	59	6	44
		실외	보유	599	1	1	8	39	1	-
		원외공동 이용	보유	12,931	-	19	116	455	7	9

주 : 1) 연도말 기준

2) 의료법 개정사항(제3조 제2항 제3호, 2021.3.5. 시행)에 따라 요양기관 종별 구분으로 정신병원 신설

# 특수진료실 현황

data by provider type

(단위 : 병실, 병상)  
Unit : Ward, Bed

치과의원 Dental clinic	조 산 원 Midwifery clinic	보건의료원 Hospitalized health center	보 건 소 Health center	보건지소 Health subcenter	보건진료소 Primary health care post	한방병원 Korean medicine hospital	한 의 원 Korean medicine clinic	Division			
195	2	36	208	238	2	746	417	Ward	Total		
220	2	201	1,196	997	15	5,097	1,950	Bed			
-	2	1	-	-	-	-	-	Ward	Delivery room		
-	2	1	-	-	-	-	-	Bed			
-	-	-	-	-	-	-	-	Ward	Neonatal unit		
-	-	-	-	-	-	-	-	Bed			
70	-	5	-	-	-	4	-	Ward	Operating room		
65	-	5	-	-	-	4	-	Bed			
70	-	2	-	-	-	8	1	Ward	Recovery room		
79	-	2	-	-	-	16	8	Bed			
1	-	13	-	-	-	-	-	Ward	Emergency room		
1	-	88	-	-	-	-	-	Bed			
-	-	-	-	-	-	4	-	Ward	Hemodialysis unit		
-	-	-	-	-	-	74	-	Bed			
51	-	15	208	238	2	728	413	Ward	Physiotherapy clinic		
72	-	105	1,196	997	15	4,978	1,934	Bed			
-	-	-	-	-	-	-	-	Ward	Intracavitary clinic		
-	-	-	-	-	-	-	-	Bed			
-	-	-	-	-	-	-	-	Ward	Radiation Oncology Center		
-	-	-	-	-	-	-	-	Bed			
3	-	-	-	-	-	2	3	Ward	Day Care		
3	-	-	-	-	-	25	8	Bed			
-	-	-	-	-	-	-	-	Possession	Hematopoietic treatmentroom	Others	
-	-	-	-	-	-	-	-	Possession	Blood Bank		
7	-	12	91	31	-	122	46	Possession	Laboratory		
-	1	-	-	-	-	-	-	Possession	Rooming in		
4	-	3	10	12	1	252	2,711	Possession	Dispensary		
1	-	1	1	-	-	363	11,472	Possession	Interior		
-	-	1	-	-	-	50	498	Possession	Exterior	Herbal Dispensary	
-	-	2	4	-	-	527	11,791	Possession	Extramural commonuse		

Note : 1) As of the end of the year

2) Psychiatric hospital was newly added to provider type classification as per the amendment of the Medical Service Act (Article 3-2-3, March 5, 2021)

제 I-22표  
Table I-22

요양기관 지역별  
Special care unit

구 분			계 Total	서 울 Seoul	부 산 Busan	대 구 Daegu	인 천 Incheon	광 주 Gwangju	대 전 Daejeon	울 산 Ulsan	세 종 Sejong	경 기 Gyeonggi	
특수진료실	계	병 실	41,081	9,611	3,102	2,415	2,128	1,576	1,200	689	229	8,279	
		병 상	243,045	42,702	17,691	12,455	12,862	9,377	7,784	4,121	1,403	50,232	
	분만실	병 실	1,176	205	113	49	74	26	48	32	14	273	
		병 상	1,781	361	160	81	97	44	76	44	14	406	
	신생아실	병 실	564	97	41	21	33	10	25	13	7	127	
		병 상	6,554	1,049	513	376	407	146	319	280	48	1,537	
	수술실	병 실	8,792	2,300	672	473	397	421	284	142	28	1,870	
		병 상	9,089	2,337	690	493	424	419	293	142	38	1,934	
	회복실	병 실	6,952	2,359	503	413	305	259	191	78	32	1,211	
		병 상	14,311	4,374	1,057	804	699	455	375	190	81	2,914	
	응급실	병 실	908	117	44	38	48	41	17	22	2	190	
		병 상	8,890	1,341	541	462	437	403	233	179	37	1,890	
	인공신장실	병 실	1,496	293	102	71	103	46	38	20	5	381	
		병 상	29,033	4,803	2,353	1,438	1,871	981	920	516	99	7,164	
	물리치료실	병 실	18,299	3,395	1,371	1,198	1,012	652	531	320	109	3,647	
		병 상	163,952	25,818	11,515	8,490	8,298	6,510	5,326	2,629	1,030	32,318	
	강내치료실	병 실	9	1	2	2	1	-	-	-	-	1	
		병 상	9	1	2	2	1	-	-	-	-	1	
	방사선옥소 입원치료실	병 실	163	56	20	9	8	4	7	4	-	27	
		병 상	166	58	20	9	8	4	7	4	-	28	
	낮병동	병 실	2,722	788	234	141	147	117	59	58	32	552	
		병 상	9,260	2,560	840	300	620	415	235	137	56	2,040	
기타	조혈모처치실		보유	47	17	5	5	2	1	2	1	-	7
	혈액은행		보유	288	51	27	12	17	17	10	4	1	53
	임상검사실		보유	4,696	625	384	369	176	263	184	94	25	880
	모자동실		보유	254	53	20	5	17	6	11	7	1	62
	조제실		보유	6,592	1,097	494	382	254	201	285	128	56	1,419
	탕전실	실내	보유	11,993	2,638	859	802	584	333	433	225	71	2,659
		실외	보유	599	140	71	22	29	20	7	8	2	128
		원외공동 이용	보유	12,931	3,175	994	719	614	386	458	242	79	3,022

주 : 연도말 기준

# 특수진료실 현황

data by region

(단위 : 병실, 병상)  
Unit : Ward, Bed

강 원 Gangwon	충 북 Chungbuk	충 남 Chungnam	전 북 Jeonbuk	전 남 Jeonnam	경 북 Gyeongbuk	경 남 Gyeongnam	제 주 Jeju	Division			
1,071	1,276	1,527	1,548	1,630	1,992	2,307	501	Ward	Total		Special care unit
6,371	8,567	10,586	12,661	13,775	12,290	16,794	3,374	Bed			
44	41	60	44	27	41	71	14	Ward	Delivery room		
63	49	76	66	34	70	120	20	Bed			
26	22	25	24	17	33	32	11	Ward	Neonatal unit		
182	157	244	206	168	330	526	66	Bed			
225	206	275	287	301	352	468	91	Ward	Operating room		
237	208	278	303	309	364	529	91	Bed			
157	169	202	205	205	303	283	77	Ward	Recovery room		
321	321	473	432	410	570	664	171	Bed			
47	30	57	36	63	71	69	16	Ward	Emergency room		
371	344	348	436	512	524	696	136	Bed			
39	47	81	50	56	59	86	19	Ward	Hemodialsys unit		
702	1,013	1,103	1,099	1,172	1,283	2,073	443	Bed			
479	712	711	791	910	1,056	1,162	243	Ward	Physiotherapy clinic		
4,353	6,306	7,689	9,639	11,025	8,919	11,756	2,331	Bed			
-	1	-	1	-	-	-	-	Ward	Intracavitary clinic		
-	1	-	1	-	-	-	-	Bed			
1	-	4	5	6	-	10	2	Ward	Radiation Oncology Center		
1	-	4	5	6	-	10	2	Bed			
53	48	112	105	45	77	126	28	Ward	Day Care		
141	168	371	474	139	230	420	114	Bed			
-	-	-	3	1	-	2	1	Possession	Hematopoietic treatment room		
13	11	12	10	12	14	17	7	Possession	Blood Bank		
109	142	193	266	273	277	389	47	Possession	Laboratory		
6	10	14	9	7	6	10	10	Possession	Rooming in		
178	257	280	357	316	373	450	65	Possession	Dispensary		
340	363	429	482	349	566	690	170	Possession	Interior	Herbal Dispensary	
30	12	8	31	30	31	25	5	Possession	Exterior		
282	342	460	422	344	543	712	137	Possession	Extramural common use		

Note : As of the end of the year

제 I-23표  
Table I-23

요양기관 지역별 진단  
Diagnostic radiographic equipment and

구 분 Division	계 Total	일반엑스선 촬영장치 X-ray system	엑스선촬영 투시장치 Fluoroscopic X-raysystem	치과용방사선 촬영장치 Dental radiology equipment	치과용 방사선 파노라마장치 Dental panoramic radiograph equipment	유방촬영용 장치 Mammography	C-Arm 형 엑스선장치 C-Arm X-ray system
계 Total	100,985	22,947	1,555	23,644	4,798	3,702	7,354
서 울 Seoul	22,646	4,617	323	5,681	1,453	833	1,719
부 산 Busan	7,249	1,601	137	1,662	255	279	534
대 구 Daegu	5,587	1,330	100	1,190	219	190	451
인 천 Incheon	5,304	1,243	75	1,267	257	231	362
광 주 Gwangju	3,544	852	59	836	210	118	233
대 전 Daejeon	3,015	685	60	679	155	109	225
울 산 Ulsan	1,981	410	35	498	108	73	121
세 종 Sejong	579	131	7	145	17	32	37
경 기 Gyeonggi	23,287	5,290	287	5,554	1,121	938	1,746
강 원 Gangwon	2,625	640	61	563	113	85	180
충 북 Chungbuk	2,903	690	59	615	102	112	224
충 남 Chungnam	3,507	880	55	776	131	111	224
전 북 Jeonbuk	3,847	905	73	839	145	142	253
전 남 Jeonnam	3,485	862	46	785	123	106	251
경 북 Gyeongbuk	4,445	1,152	80	973	146	131	277
경 남 Gyeongnam	5,713	1,347	86	1,260	199	190	429
제 주 Jeju	1,268	312	12	321	44	22	88

주 : 연도말 기준

## 방사선·특수의료장비 현황

special medical equipment data by region

(단위 : 대)  
Unit : Equipment

혈관조영 촬영장치 Angiography	전산화단층 촬영장치 Computed Tomography	콘 빔 CT Cone beam CT	양전자방출 단층촬영장치 Positron Emission Tomography	골밀도검사기 Bone densitometry equipment	자기공명영상 진단기 Magnetic Resonance Imaging	체외충격파쇄석기 Extracorporeal shock wave lithotripsy
789	2,295	16,606	174	14,214	1,934	973
206	462	4,109	64	2,534	462	183
66	178	1,252	17	1,052	144	72
51	148	818	12	887	121	70
42	117	861	6	709	90	44
24	84	524	4	470	82	48
29	75	473	6	424	68	27
18	46	332	3	269	39	29
3	10	107	1	80	3	6
160	477	4,040	29	3,007	433	205
25	78	355	4	457	45	19
20	71	438	2	492	50	28
20	76	566	3	573	52	40
29	105	534	8	715	67	32
14	98	452	4	629	75	40
29	88	640	2	812	65	50
41	165	883	7	909	127	70
12	17	222	2	195	11	10

Note : As of the end of the year

제 I-24표  
Table I-24

요양기관 종별 의료장비 현황  
Medical Equipments by Provider Type

(단위 : 대)  
Unit : Equipment

구 분 Division	계 Total	검사장비 Diagnostic equipments	영상진단·방사선치료장비 Radiological equipments, treatment equipments	이학요법장비 Physical therapy equipments	처치·수술장비 Treatment·Operation equipments	치과장비 Dental medicine equipments	한방장비 Korean medicine equipments
<b>계 Total</b>	<b>1,044,592</b>	<b>274,950</b>	<b>167,865</b>	<b>308,561</b>	<b>97,773</b>	<b>51,741</b>	<b>143,702</b>
상급종합병원 Tertiary hospital	62,974	36,423	7,125	4,716	14,250	359	101
종 합 병 원 General hospital	122,129	62,648	14,500	18,099	25,586	759	537
병 원 Hospital	97,637	33,690	15,265	36,489	10,586	153	1,454
요양병원 Healthcare Institute	57,028	19,233	3,328	23,210	8,256	37	2,964
정신병원 Psychiatric Institute	3,032	1,472	462	790	223	8	77
의 원 Clinic	407,980	118,257	71,720	180,571	35,647	-	1,785
치 과 병 원 Dental hospital	4,334	145	1,636	370	166	1,988	29
치 과 의 원 Dental clinic	105,272	44	51,362	3,425	2,273	48,125	43
조 산 원 Midwifery clinic	3	-	3	-	-	-	-
보건의료원 Hospitalized health center	866	295	168	285	58	16	44
보 건 소 Health center	4,010	798	850	1,989	36	64	273
보 건 지 소 Health subcenter	2,376	129	347	1,552	19	230	99
보건진료소 Primary health care post	127	3	1	122	-	-	1
한 방 병 원 Korean medicine hospital	32,286	1,138	1,091	10,225	670	2	19,160
한 의 원 Korean medicine clinic	144,538	675	7	26,718	3	-	117,135

주 : 1) 연도말 기준

2) 의료법 개정사항(제 3 조제 2 항제 3 호, 2021.3.5. 시행)에 따라 요양기관 종별 구분으로 정신병원 신설

Note : 1) As of the end of the year

2) Psychiatric hospital was newly added to provider type classification as per the amendment of the Medical Service Act (Article 3-2-3, March 5, 2021)





## 제Ⅱ편

# 건강보험 재정 현황

Financial Indicators in Health Insurance



A decorative graphic featuring a large, light gray ring in the center. Surrounding the ring are several icons: a pie chart with a line graph at the top, a checklist with a pencil on the right, a target with an arrow in the bottom-left, and a calendar with a pencil at the bottom. There are also various gray circles and dots scattered around the central ring.

# 2022 보험료 산정방법



## 2022년도 보험료 산정 방법

### □ 직장가입자 건강보험료

○ 건강보험료율 : 6.99%

(단위: %)

구 분	계	가입자부담	사용자부담	국가부담
근로자	6.99(100)	3.495(50)	3.495(50)	-
공무원	6.99(100)	3.495(50)	-	3.495(50)
사립학교교직원	6.99(100)	3.495(50)	2.097(30)	1.398(20)

### ○ 보수월액보험료

- 가입자부담(50%) 건강보험료 산정 = 보수월액 × 보험료율(3.495%)

- 보수월액(월평균보수) = 연간 총보수액 ÷ 근무월수
- 1인 총 건강보험료(가입자부담 50% + 사용자부담 50%) = 가입자 부담보험료 × 2

### ○ 소득월액보험료

- ('18.6월 이전) 산정보험료 = {(연간 보수외소득 × 소득평가율) ÷ 12개월} × 3.12% (보험료율\*0.5)  
※ 연간 보수외소득이 7,200만원을 초과한 경우 부과
  - ('18.7월 이후) 산정보험료 = {(연간 보수외소득 - 3,400만원) ÷ 12개월} × 소득평가율 × 6.99%
  - ('22.9월 이후) 산정보험료 = {(연간 보수외소득 - 2,000만원) ÷ 12개월} × 소득평가율 × 6.99%
- (2022년 건강보험료율)

### □ 지역가입자 건강보험료

○ 보험료부과점수당 금액: 205.3원

구 분	2022년도
월 건강보험료 산정	보험료부과점수 × 점수당 금액
점수당 금액	205.3원

### □ 노인장기요양 보험료

○ 장기요양보험료율: 12.27%

- 장기요양보험료 = 건강보험료 × 보험료율(12.27%)

## □ 2022년 9월 보험료 부과체계 개편

구분			'22. 8월 이전	'22. 9월 이후
지역 가입자	소득보험료	소득등급표	소득등급별 소득점수제	소득등급표 폐지 및 소득정률제 도입
		소득평가율	근로·연금 소득평가율 30%	근로·연금 소득평가율 50%
		최저보험료	연소득 100만 원 이하 세대 월 14,650원	연소득 336만 원 이하 세대 월 19,500원 (직장가입자와 동일)
	재산보험료	공제금액	재산금액 구간별 500~1,350만 원 차등공제	재산금액 구간별 구분 없이 재산과표 5,000만 원 일괄공제
	자동차 보험료	부과기준	차량가액 및 배기량 기준별 차등부과	4,000만 원 이상 자동차만 부과 (배기량 및 사용연수 기준별 차등)
직장 가입자	소득월액 보험료	부과대상	연간 3,400만 원 초과하는 경우 보험료 추가부담	연간 2,000만 원 초과하는 경우 보험료 추가부담
		공제금액	3,400만 원	2,000만 원
피부양자	소득요건		연소득 3,400만 원 초과 시 지역가입자 전환	연소득 2,000만 원 초과 시 지역가입자 전환*
	재산요건		과표 5.4억 초과하면서 연소득 1,000만 원 초과 지역가입자 전환	현행 유지

\* 지역가입자 전환자의 경우 4년간 보험료의 일부 경감

### ▶ 연도별 지역건강보험료 산정 점수당 적용금액

(단위: 원, %)

년 도	2016년		2017년		2018년		2019년		2020년		2021년		2022년	
	금 액	인상율	금 액	인상율	금 액	인상율	금 액	인상율	금 액	인상율	금 액	인상율	금 액	인상율
점수당금액	179.6	0.82	179.6	0.0	183.3	2.04	189.7	3.49	195.8	3.2	201.5	2.89	205.3	1.89

### ▶ 연도별 노인장기요양보험료율

(단위: %)

년 도	2016년	2017년	2018년	2019년	2020년	2021년	2022년
장기요양보험료율	건강보험료의 6.55	건강보험료의 6.55	건강보험료의 7.38	건강보험료의 8.51	건강보험료의 10.25	건강보험료의 11.52	건강보험료의 12.27

[참고 1] 보험료 부과체계 개편 이전 점수표

지역보험료 부과요소별 점수표

□ 소득등급별 점수표(시행령 제42조 관련 [별표 4])

구 분	소득금액(만원) (초과 ~ 이하)	점 수	구 분	소득금액(만원) (초과 ~ 이하)	점 수	구 분	소득금액(만원) (초과 ~ 이하)	점 수
100 이하 ⇒ 최저 보험료(14,650원)			33	2,710 ~ 2,880	952	66	18,300 ~ 19,200	5,324
1	100 ~ 120	82	34	2,880 ~ 3,050	981	67	19,200 ~ 20,100	5,580
2	120 ~ 140	91	35	3,050 ~ 3,240	1,009	68	20,100 ~ 21,100	5,850
3	140 ~ 160	100	36	3,240 ~ 3,430	1,038	69	21,100 ~ 22,100	6,134
4	160 ~ 180	109	37	3,430 ~ 3,640	1,066	70	22,100 ~ 23,200	6,432
5	180 ~ 200	118	38	3,640 ~ 3,860	1,095	71	23,200 ~ 24,400	6,758
6	200 ~ 240	132	39	3,860 ~ 4,100	1,130	72	24,400 ~ 25,600	7,099
7	240 ~ 280	150	40	4,100 ~ 4,350	1,200	73	25,600 ~ 26,800	7,440
8	280 ~ 320	168	41	4,350 ~ 4,610	1,272	74	26,800 ~ 28,200	7,809
9	320 ~ 360	186	42	4,610 ~ 4,890	1,349	75	28,200 ~ 29,500	8,192
10	360 ~ 400	204	43	4,890 ~ 5,190	1,431	76	29,500 ~ 31,000	8,590
11	400 ~ 440	222	44	5,190 ~ 5,500	1,518	77	31,000 ~ 32,500	9,016
12	440 ~ 500	245	45	5,500 ~ 5,840	1,610	78	32,500 ~ 34,100	9,456
13	500 ~ 600	281	46	5,840 ~ 6,190	1,708	79	34,100 ~ 35,800	9,925
14	600 ~ 700	326	47	6,190 ~ 6,560	1,810	80	35,800 ~ 37,600	10,421
15	700 ~ 800	371	48	6,560 ~ 6,960	1,920	81	37,600 ~ 39,400	10,933
16	800 ~ 900	416	49	6,960 ~ 7,380	2,036	82	39,400 ~ 41,300	11,458
17	900 ~ 1,000	462	50	7,380 ~ 7,840	2,161	83	41,300 ~ 43,300	12,012
18	1,000 ~ 1,100	507	51	7,840 ~ 8,320	2,294	84	43,300 ~ 45,400	12,594
19	1,100 ~ 1,200	552	52	8,320 ~ 8,820	2,434	85	45,400 ~ 47,600	13,204
20	1,200 ~ 1,300	580	53	8,820 ~ 9,360	2,581	86	47,600 ~ 49,900	13,843
21	1,300 ~ 1,400	609	54	9,360 ~ 9,930	2,739	87	49,900 ~ 52,400	14,525
22	1,400 ~ 1,500	637	55	9,930 ~ 10,600	2,915	88	52,400 ~ 55,200	15,277
23	1,500 ~ 1,600	666	56	10,600 ~ 11,200	3,095	89	55,200 ~ 58,400	16,129
24	1,600 ~ 1,700	695	57	11,200 ~ 11,900	3,280	90	58,400 ~ 62,200	17,123
25	1,700 ~ 1,800	723	58	11,900 ~ 12,600	3,479	91	62,200 ~ 66,800	18,316
26	1,800 ~ 1,900	752	59	12,600 ~ 13,400	3,692	92	66,800 ~ 72,400	19,764
27	1,900 ~ 2,020	780	60	13,400 ~ 14,200	3,919	93	72,400 ~ 79,200	21,524
28	2,020 ~ 2,140	809	61	14,200 ~ 15,000	4,146	94	79,200 ~ 87,500	23,668
29	2,140 ~ 2,270	838	62	15,000 ~ 15,800	4,373	95	87,500 ~ 97,500	26,267
30	2,270 ~ 2,410	866	63	15,800 ~ 16,600	4,600	96	97,500 ~ 114,000	30,029
31	2,410 ~ 2,560	895	64	16,600 ~ 17,400	4,827	97	114,000 초과	32,372
32	2,560 ~ 2,710	923	65	17,400 ~ 18,300	5,069			

□ 자동차등급별 점수표

등 급	구 분 자동차 종류 및 가격	배 기 량	사용연수별 감액률 및 결정 점수		
			3년 미만	3년 이상 6년 미만	6년 이상 9년 미만
			100%	80%	60%
1등급	4천만원 이상 승용자동차	800cc 이하	18	14	11
2등급	4천만원 미만 그 밖의 승용자동차	모든 차량	20	16	12
3등급	4천만원 이상 승용자동차	800cc 초과 1,000cc 이하	28	23	17
	4천만원 이상 그 밖의 승용자동차	모든 차량			
4등급	4천만원 이상 승용자동차	1,000cc 초과 1,600cc 이하	59	47	35
5등급	4천만원 미만 승용자동차	1,600cc 초과 2,000cc 이하	79	63	48
6등급	4천만원 이상 승용자동차		113	90	68
7등급	4천만원 미만 승용자동차	2,000cc 초과 2,500cc 이하	109	87	65
8등급	4천만원 이상 승용자동차		155	124	93
9등급	4천만원 미만 승용자동차	2,500cc 초과 3,000cc 이하	130	104	78
10등급	4천만원 이상 승용자동차		186	149	111
11등급	승용자동차	3,000cc 초과	217	173	130

주의 사항

- ▶ 자동차 등급별 점수는 자동차의 사용연수에 따른 감액률을 반영(3년 단위, 20%씩 감액)하여 배기량 및 차량가격에 따라 등급별로 구분하여 산정
- ▶ 2018년 7월부터는 승용자동차 중 1,600cc 초과 와 1,600cc 이하 중 차량가격 4,000만원 이상 부과 (단, 그 밖의 승용자동차 포함)

## □ 재산 기본공제액 표

재산금액구간	2,700만원 이하	2,700만원 초과 5,000만원 이하	5,000만원 초과
기본공제액	1,350만원	1,000만원	·재산+전월세에 따른 합산 금액: 최대 1,000만 원 ·재산에 따른 금액: 500만 원 ·전월세에 따른 금액: 1,000만 원

### 주의 사항

- ▶ 재산금액 = 재산과표(재산세 과세표준액) + [{보종금 + (월세 × 40)} × 30%] - 기본공제액
- ※ 보종금 및 월세금액 평가 시 만원 미만 절사한 금액에서 30% 적용, 30% 적용 후 만원 미만 금액은 절상함
- ▶ 재산세 과세표준액 : 토지, 건축물, 주택, 선박 및 항공기

## □ 재산 등급별 점수표

등급	재산금액(만원) (초과 ~ 이하)	점 수	등급	재산금액(만원) (초과 ~ 이하)	점 수	등급	재산금액(만원) (초과 ~ 이하)	점 수
1	0 ~ 450	22	21	13,300 ~ 14,800	516	41	114,000 ~ 127,000	1,141
2	450 ~ 900	44	22	14,800 ~ 16,400	535	42	127,000 ~ 142,000	1,191
3	900 ~ 1,350	66	23	16,400 ~ 18,300	559	43	142,000 ~ 158,000	1,241
4	1,350 ~ 1,800	97	24	18,300 ~ 20,400	586	44	158,000 ~ 176,000	1,291
5	1,800 ~ 2,250	122	25	20,400 ~ 22,700	611	45	176,000 ~ 196,000	1,341
6	2,250 ~ 2,700	146	26	22,700 ~ 25,300	637	46	196,000 ~ 218,000	1,391
7	2,700 ~ 3,150	171	27	25,300 ~ 28,100	659	47	218,000 ~ 242,000	1,451
8	3,150 ~ 3,600	195	28	28,100 ~ 31,300	681	48	242,000 ~ 270,000	1,511
9	3,600 ~ 4,050	219	29	31,300 ~ 34,900	706	49	270,000 ~ 300,000	1,571
10	4,050 ~ 4,500	244	30	34,900 ~ 38,800	731	50	300,000 ~ 330,000	1,641
11	4,500 ~ 5,020	268	31	38,800 ~ 43,200	757	51	330,000 ~ 363,000	1,711
12	5,020 ~ 5,590	294	32	43,200 ~ 48,100	785	52	363,000 ~ 399,300	1,781
13	5,590 ~ 6,220	320	33	48,100 ~ 53,600	812	53	399,300 ~ 439,230	1,851
14	6,220 ~ 6,930	344	34	53,600 ~ 59,700	841	54	439,230 ~ 483,153	1,921
15	6,930 ~ 7,710	365	35	59,700 ~ 66,500	881	55	483,153 ~ 531,468	1,991
16	7,710 ~ 8,590	386	36	66,500 ~ 74,000	921	56	531,468 ~ 584,615	2,061
17	8,590 ~ 9,570	412	37	74,000 ~ 82,400	961	57	584,615 ~ 643,077	2,131
18	9,570 ~ 10,700	439	38	82,400 ~ 91,800	1,001	58	643,077 ~ 707,385	2,201
19	10,700 ~ 11,900	465	39	91,800 ~ 103,000	1,041	59	707,385 ~ 778,124	2,271
20	11,900 ~ 13,300	490	40	103,000 ~ 114,000	1,091	60	778,124 초과	2,341

### 주의 사항

- ▶ 재산공제 후 재산금액이 0원일 경우 평가점수 0점



[참고 2] 보험료 부과체계 개편 이후 점수표

**지역보험료 부과요소별 점수표**

□ 소득정률제 도입 및 소득등급표 폐지(시행령 제42조 관련 [별표 4])

○ 소득금액 336만원 이하: 소득최저보험료 적용(19,500원)

소득금액	점수
336만 원 초과 ~ 6억 2,722만 원 이하	95.334 + (336만원을 초과하는 소득 1만원당 1만분의 2,837.3112)
6억 2,722만 원 초과	17,796.15

□ 자동차등급별 점수표

등 급	배 기 량	사용연수별 감액을 및 결정 점수		
		3년 미만	3년 이상 6년 미만	6년 이상 9년 미만
		100%	80%	60%
1	800cc 이하	18	14	11
2	800cc 초과 1,000cc 이하	28	23	17
3	1,000cc 초과 1,600cc 이하	59	47	35
4	1,600cc 초과 2,000cc 이하	113	90	68
5	2,000cc 초과 2,500cc 이하	155	124	93
6	2,500cc 초과 3,000cc 이하	186	149	111
7	3,000cc 초과	217	173	130

**주의  
사항**

▶ 사용연수 9년 미만이면서 차량가액 4천만원 이상인 승용자동차에 부과  
※ 승용자동차에는 그 밖의 승용자동차를 포함하며 승합·화물·특수차는 제외

□ 재산 기본공제액

○ 전월세 + 재산 금액구간별 구분없이 기본공제액 5,000만 원

□ 재산 등급별 점수표

등급	소득금액(만원) (초과 ~ 이하)	점 수	등급	소득금액(만원) (초과 ~ 이하)	점 수	등급	소득금액(만원) (초과 ~ 이하)	점 수
1	0 ~ 450	22	21	13,300 ~ 14,800	516	41	114,000 ~ 127,000	1,141
2	450 ~ 900	44	22	14,800 ~ 16,400	535	42	127,000 ~ 142,000	1,191
3	900 ~ 1,350	66	23	16,400 ~ 18,300	559	43	142,000 ~ 158,000	1,241
4	1,350 ~ 1,800	97	24	18,300 ~ 20,400	586	44	158,000 ~ 176,000	1,291
5	1,800 ~ 2,250	122	25	20,400 ~ 22,700	611	45	176,000 ~ 196,000	1,341
6	2,250 ~ 2,700	146	26	22,700 ~ 25,300	637	46	196,000 ~ 218,000	1,391
7	2,700 ~ 3,150	171	27	25,300 ~ 28,100	659	47	218,000 ~ 242,000	1,451
8	3,150 ~ 3,600	195	28	28,100 ~ 31,300	681	48	242,000 ~ 270,000	1,511
9	3,600 ~ 4,050	219	29	31,300 ~ 34,900	706	49	270,000 ~ 300,000	1,571
10	4,050 ~ 4,500	244	30	34,900 ~ 38,800	731	50	300,000 ~ 330,000	1,641
11	4,500 ~ 5,020	268	31	38,800 ~ 43,200	757	51	330,000 ~ 363,000	1,711
12	5,020 ~ 5,590	294	32	43,200 ~ 48,100	785	52	363,000 ~ 399,300	1,781
13	5,590 ~ 6,220	320	33	48,100 ~ 53,600	812	53	399,300 ~ 439,230	1,851
14	6,220 ~ 6,930	344	34	53,600 ~ 59,700	841	54	439,230 ~ 483,153	1,921
15	6,930 ~ 7,710	365	35	59,700 ~ 66,500	881	55	483,153 ~ 531,468	1,991
16	7,710 ~ 8,590	386	36	66,500 ~ 74,000	921	56	531,468 ~ 584,615	2,061
17	8,590 ~ 9,570	412	37	74,000 ~ 82,400	961	57	584,615 ~ 643,077	2,131
18	9,570 ~ 10,700	439	38	82,400 ~ 91,800	1,001	58	643,077 ~ 707,385	2,201
19	10,700 ~ 11,900	465	39	91,800 ~ 103,000	1,041	59	707,385 ~ 778,124	2,271
20	11,900 ~ 13,300	490	40	103,000 ~ 114,000	1,091	60	778,124 초과	2,341

제II-1표  
Table II-1

연도별 건강보험  
Financial Indicators of

구 분 Division				2011	2012	2013
총 괄	수 익 Revenue	계(A)	Total(A)	38,761,068,391	42,473,652,817	47,205,853,849
		보험료(C1)	Contributions(C1)	32,922,109,942	36,389,962,619	39,031,892,895
정부지원금		Government Subsidies	5,028,322,763	5,343,180,300	5,799,355,000	
- 보험재정국고지원금(C2)		Government Subsidies of insurance finances(C2)	4,071,546,000	4,335,900,000	4,800,744,000	
- 관리재정국고지원금		Government Subsidies of Administrative finances	-	-	-	
- 담배부담금(C3)		Surcharge on Tobacco	956,776,763	1,007,280,300	998,611,000	
기 타		Others	810,635,686	740,509,898	2,374,605,954	
비 용 Expenditure	계(B)	Total(B)	37,258,746,902	39,152,044,404	41,265,338,093	
		보험급여비	Benefits(D)	35,830,249,261	37,581,294,601	39,674,332,277
		보험급여비(실급여비)(D)	Benefits(actual Benefits)(D)	(35,830,249,261)	(37,581,294,601)	(39,674,332,277)
		- 요양급여비	Medical Benefits	34,782,840,853	36,412,260,566	38,439,809,780
		- 요양급여비(실급여비)	Medical Benefits(actual Benefits)	(34,782,840,853)	(36,412,260,566)	(38,439,809,780)
		- 장제비	Funeral Expenses	-	-	-
		- 본인부담액보상금	Compensation for Lange Co-payment	149,446	120,532	52,984
		- 건강검진비	Physical Examination Expenses	880,820,346	958,503,466	996,832,525
		- 임신 · 출산 진료비	Prenatal care costs	166,438,616	210,410,037	237,636,988
		관리운영비	Administrative finances	611,160,200	614,424,605	630,896,362
	기타(계)	others(total)	817,337,441	956,325,198	960,109,454	
		사업경비	business expenses	94,059,123	98,760,711	105,199,807
		사옥관리비	building maintenance costs	22,194,541	24,389,911	26,551,736
		타기관부담금	other agency charges	178,603,478	189,629,940	227,443,814
		기타	etc	522,480,299	643,544,636	600,914,097
General Profile	기타포괄손익		Other Comprehensive Income	-	-	19,582,748
	총수지율(B/A)		Rate of Expenditure to Revenue(B/A)	96.1	92.2	87.4
	보험료 대 급여비 비율 D/(C1+C2+C3))		Rate of Benefits to Revenue(D/(C1+C2+ C3))	94.4	90.1	88.5
	당기차액(A-B)		Balance(A-B)	1,502,321,489	3,321,608,413	5,940,515,756
	이월금		Amount Carried Forward	5,789,741,227	6,063,791,091	6,850,207,779
	누적법정준비금(E)		Accumulated Legal Reserves(E)	1,560,023,785	4,575,743,575	4,575,743,575
	연간적용인구 1 인당 보험료(원)		Yearly Contributions per Covered Person (W/on)	772,415	843,173	899,690
	연간적용인구 1 인당 급여비(원)		Yearly Benefits per Covered Person (W/on)	729,262	759,290	796,199

주 : 1) 결산기준  
2) 건강검진비는급여비에포함하고지급준비금상계전실급여비는( )로 표시하였음  
3) 담배부담금은 2002 년도에 신설되었으며, 1 인당 보험료는 보험재정국고지원금 및 담배부담금이 포함됨  
4) 2003.7 월 재정통합으로 직역 구분하지 않음  
5) 2005 년이후 지출항목 기타에는 대손상각비와 보험료 환급비용이 포함됨  
6) 관리운영비는 인건비, 경상경비, 사업경비로 작성하였으나, 2007 년부터 사업경비를 관리운영비에서 분리하여 별도 표기  
7) 결산서 중 건강보험 일반회계 영역(특별회계 제외)을 기준으로 작성  
8) 2006 년까지 지역재정 지원 국고지원금이 재정전환특별법 만료로 2007 년부터 총재정에 지원  
9) 주-7)과 관련 2008 년 이전에는 특별회계로 구분되어 제외되었던 사옥관리가 2009 년부터 일반회계로 구분되어 포함됨  
10) 장제비는 2008.1.1. 폐지 됨  
11) 임신·출산 진료비는 2008.12.15 신설, 보험급여비에 포함됨  
12) 이월금은 일산병원 당기잉여금을 포함한 잉여금 처분 후의 금액임(2012 년 이월금은 일반기업회계기준 제 21 장 "종업원급여" 2011 년 해당분 27,080,389 차감됨)  
13) 2013 회계연도부터 국제회계기준(K-IFRS) 적용  
14) 기타포괄손익 : 보험수리적 평가를 수행하여 확정급여채무(구 퇴직급여충당금)를 계산하는 확정급여형 퇴직급여제도의 경우, 보험수리적 가정의 변경 및 보험수리적 가정과 실제 발생한 결과의 차이에서 발생하는 보험수리적손익을 기타포괄손익으로 인식함  
15) 누적법정준비금 : (2012 년 이전) 법정준비금 적립(이입) 후 누적법정준비금을 해당연도에 표시, (2013 년 K-IFRS 적용이후) 누적법정준비금을 이사회 의결일(다음연도 2 월)이 속하는 연도에 반영 (2020.2.28. 현재 누적법정준비금 177,712 억원)  
16) 2016 년도 재무제표 수정으로 인해 2016 년도 일부 금액이 변경됨

# 재정현황

N.H.I.S by Year

(단위 : 천원)  
Unit : KRW 1,000

2014	2015	2016	2017	2018	2019	2020	2021	2022
<b>50,515,544,421</b>	<b>53,292,081,273</b>	<b>56,459,878,174</b>	<b>58,818,071,225</b>	<b>62,715,795,218</b>	<b>69,173,265,702</b>	<b>75,114,982,734</b>	<b>81,708,157,705</b>	<b>91,008,855,870</b>
41,593,818,432	44,329,819,299	47,593,146,516	50,416,797,884	53,896,460,440	59,132,775,130	63,111,442,865	69,486,860,568	76,770,270,727
6,314,933,000	7,090,180,000	7,091,671,000	6,774,705,000	7,070,427,632	7,767,162,000	9,215,191,000	9,558,935,000	10,486,168,000
5,295,798,000	5,571,650,000	5,200,262,000	4,873,623,000	5,190,335,632	5,958,923,000	7,335,099,000	7,642,285,000	8,671,228,000
-	-	-	-	-	-	-	-	-
1,019,135,000	1,518,530,000	1,891,409,000	1,901,082,000	1,880,092,000	1,808,239,000	1,880,092,000	1,916,650,000	1,814,940,000
2,606,792,989	1,872,081,974	1,775,060,658	1,626,568,341	1,748,907,146	2,273,328,572	2,788,348,869	2,662,362,137	3,752,417,143
<b>44,752,555,676</b>	<b>48,162,139,596</b>	<b>53,740,831,942</b>	<b>58,022,559,280</b>	<b>65,978,340,945</b>	<b>72,097,239,316</b>	<b>73,618,774,336</b>	<b>78,951,093,547</b>	<b>86,176,745,502</b>
42,827,513,037	45,760,188,015	51,014,929,380	54,891,742,630	63,168,331,869	68,996,577,061	71,165,241,189	76,713,404,534	83,466,780,924
(42,827,513,037)	(45,760,188,015)	(51,014,929,380)	(54,891,742,630)	(63,168,331,869)	(68,996,577,061)	(71,165,241,189)	(76,713,404,534)	(83,466,780,924)
41,491,373,560	44,265,380,839	49,398,676,840	53,196,709,570	61,423,364,490	67,130,361,433	69,335,931,249	74,723,156,889	81,145,009,500
(41,491,373,560)	(44,265,380,839)	(49,398,676,840)	(53,196,709,570)	(61,423,364,490)	(67,130,361,433)	(69,335,931,249)	(74,723,156,889)	(81,145,009,500)
-	-	-	-	-	-	-	-	-
25,926	882	841	172	0	489	-	-	-
1,101,394,225	1,264,691,154	1,400,889,678	1,508,193,086	1,556,179,349	1,668,959,213	1,630,315,050	1,836,596,693	1,986,907,864
234,719,325	230,115,141	215,362,021	186,839,802	188,788,030	197,255,926	198,994,890	153,650,952	334,863,560
641,896,430	623,330,927	674,239,271	729,737,585	763,555,340	886,109,428	879,878,222	886,898,351	912,481,288
<b>1,283,146,209</b>	<b>1,778,620,654</b>	<b>2,051,663,291</b>	<b>2,401,079,065</b>	<b>2,046,453,736</b>	<b>2,214,552,827</b>	<b>1,573,654,925</b>	<b>1,350,790,662</b>	<b>1,797,483,290</b>
137,202,308	176,574,777	180,472,245	217,785,474	258,034,717	257,461,532	249,135,437	245,442,463	277,025,581
29,124,153	30,025,546	36,639,389	38,211,126	41,705,182	29,768,121	34,362,646	36,360,171	34,415,033
261,594,000	350,009,000	234,332,715	341,164,384	328,929,688	414,463,571	370,065,671	383,685,115	397,009,472
855,225,748	1,222,011,331	1,600,218,942	1,803,918,081	1,417,784,149	1,512,859,603	920,091,171	685,302,913	1,089,033,204
- 45,168,370	- 15,133,106	-11,593,945	7,981,698	-29,691,889	10,073,529	26,374,448	-4,359,266	38,510,451
88.6	90.4	95.2	98.6	105.2	104.2	98.0	96.6	94.7
89.4	89.0	93.3	96.0	103.6	103.1	98.4	97.0	95.7
5,762,988,745	5,129,941,677	2,719,046,232	795,511,945	-3,262,545,727	-2,923,973,614	1,496,208,398	2,757,064,158	4,832,110,368
8,916,667,235	9,443,459,775	6,949,876,824	4,671,207,676	664,572,167	-2,077,502,816	2,250,238,186	5,425,613,895	7,474,401,612
8,220,357,170	12,807,257,170	16,980,057,170	20,065,657,170	20,773,357,170	20,595,513,967	17,771,260,551	17,418,125,038	20,241,042,884
955,210	1,019,546	1,080,061	1,124,560	1,195,417	1,305,819	1,408,225	1,538,082	1,697,700
853,900	907,324	1,007,578	1,079,340	1,238,582	1,346,744	1,385,612	1,492,698	1,623,967

Note: 1) Based on the Settlement of Accounts  
2) Physical examination expense is included Benefit cost actual benefit costs before being offset with legal reserve fund are written in( )  
3) Yearly contributions per one person is included in government subsidies of insurance Finance  
4) Integrating the finance system between employee insurance and self-employed insurance programs  
5) Depreciation allowance and refund amount of contributions have been included in an item of others in expenditure since 2005.  
6) Administrative finances is originally marked as operating cost, labor cost, and business expense. But, business expenses has been separately presented in a different category as of 2007  
7) National Health Insurance's general accounts(except for special accounts) are based.  
8) Since the special act for financial stabilization expired on Dec.31, 2006, there has been no government subsidy on administration.  
9) In relation to note 7, office building management has been added since 2009 because it was included in special account.  
10) Funeral costs were repealed on January 1, 2008.  
11) Prenatal care costs has been added in benefits owing to the creation of prenatal benefit program on December 15, 2008.  
12) Amount Carried Forward which after disposing surplus, is included NHIS Ilsan Hospital's current surplus (Amount Carried Forward in 2012 was deducted 27,080,389 of Chapter 21 "Employee Wage" of general business account in 2011)  
13) K-IFRS was applied from the 2013 fiscal year  
14) Other comprehensive income: In defined benefit retirement wage plan using actuarial gains or loss as retirement benefit appropriation fund, the gap between estimated and actual gains or loss is recognized as other comprehensive income.  
15) Accumulated legal reserve: From 2013 (K-IFRS applied year), the legal reserve of the term is reflected in the legal reserve fund on the voting day (February, next year) of the board of directors, which is the day of retained earning calculation.  
(As of 22th Feb, 2017, the amount of accumulated legal reserve is KRW 20,065.6 billion.)  
16) the adjustment of amounts according to the modification of financial statement in 2016

제II-2표  
Table II-2

월별 시도별  
Revenues of Contribution

구 분 Month & Area		계 T	1 월 Jan.	2 월 Feb.	3 월 Mar.	4 월 Apr.
계	T	76,331,426,842	5,942,611,711	5,824,750,747	5,813,221,053	7,316,457,658
-직 장	I.W.	65,939,897,803	4,999,362,052	4,896,814,582	4,887,096,936	6,399,430,860
-지 역	S.E.	10,391,529,039	943,249,659	927,936,165	926,124,117	917,026,799
서울	Seoul	17,871,011,361	1,381,575,878	1,354,689,548	1,354,168,164	1,748,691,819
-직 장	I.W.	15,353,770,580	1,156,506,964	1,133,230,387	1,133,014,459	1,529,492,736
-지 역	S.E.	2,517,240,780	225,068,913	221,459,161	221,153,705	219,199,083
부산	Busan	4,381,603,870	348,510,869	341,416,124	339,944,137	404,819,785
-직 장	I.W.	3,737,886,867	289,518,203	283,290,758	281,876,127	347,388,586
-지 역	S.E.	643,717,003	58,992,666	58,125,365	58,068,010	57,431,198
대구	Daegu	3,112,103,331	245,346,926	241,064,741	241,038,846	287,358,117
-직 장	I.W.	2,661,701,183	204,068,299	200,420,118	200,475,402	247,221,563
-지 역	S.E.	450,402,148	41,278,627	40,644,624	40,563,444	40,136,554
인천	Incheon	4,126,136,158	322,842,607	316,732,317	316,606,814	383,268,448
-직 장	I.W.	3,542,459,802	269,490,378	264,297,079	264,257,543	331,418,603
-지 역	S.E.	583,676,356	53,352,229	52,435,237	52,349,271	51,849,845
광주	Gwangju	1,925,648,108	152,071,670	148,895,407	148,376,961	179,851,738
-직 장	I.W.	1,682,876,186	129,588,519	126,783,795	126,343,632	158,058,456
-지 역	S.E.	242,771,923	22,483,151	22,111,612	22,033,329	21,793,282
대전	Daejeon	2,032,320,519	159,943,430	156,621,528	156,238,758	190,432,569
-직장	I.W.	1,776,284,108	136,592,983	133,703,578	133,322,034	167,786,933
-지역	S.E.	256,036,411	23,350,447	22,917,950	22,916,724	22,645,635
울산	Ulsan	1,737,103,445	135,057,163	132,805,617	132,590,142	163,684,818
-직 장	I.W.	1,553,610,585	117,967,693	116,147,816	116,006,639	147,271,301
-지 역	S.E.	183,492,860	17,089,471	16,657,800	16,583,503	16,413,517
세종	Sejong	649,304,625	50,224,436	49,184,467	49,276,362	63,609,822
-직 장	I.W.	592,215,390	45,098,794	44,139,297	44,236,705	58,617,831
-지 역	S.E.	57,089,235	5,125,642	5,045,170	5,039,657	4,991,991
경기	Gyeonggi	21,923,431,863	1,693,528,242	1,655,441,135	1,653,742,920	2,110,241,907
-직 장	I.W.	19,012,090,652	1,430,343,449	1,396,705,909	1,395,539,473	1,854,604,640
-지 역	S.E.	2,911,341,211	263,184,794	258,735,226	258,203,447	255,637,267
강원	Gangwon	1,714,889,064	135,820,592	133,836,591	133,905,422	156,171,955
-직 장	I.W.	1,448,017,485	111,437,259	109,799,835	109,971,032	132,547,365
-지 역	S.E.	266,871,579	24,383,333	24,036,756	23,934,390	23,624,590
충북	Chungbuk	2,138,927,303	165,540,950	162,491,976	162,125,317	203,297,711
-직 장	I.W.	1,876,368,008	141,552,925	138,897,652	138,532,436	179,938,033
-지 역	S.E.	262,559,295	23,988,025	23,594,324	23,592,882	23,359,678
충남	Chungnam	2,886,724,692	220,756,204	216,512,300	216,698,053	301,723,407
-직 장	I.W.	2,518,947,767	187,396,547	183,604,751	183,839,120	269,179,894
-지 역	S.E.	367,776,924	33,359,657	32,907,548	32,858,933	32,543,513
전북	Jeonbuk	1,975,231,139	155,732,555	153,101,086	153,461,115	185,620,727
-직 장	I.W.	1,704,889,842	130,772,522	128,553,608	129,018,978	161,486,291
-지 역	S.E.	270,341,297	24,960,033	24,547,478	24,442,137	24,134,436
전남	Jeonnam	2,020,100,993	158,295,093	155,080,552	152,155,132	196,844,247
-직 장	I.W.	1,745,293,059	132,898,214	130,000,040	127,225,702	172,165,868
-지 역	S.E.	274,807,934	25,396,879	25,080,512	24,929,430	24,678,380
경북	Gyeongbuk	2,982,278,591	232,953,353	228,665,660	224,549,382	292,543,288
-직 장	I.W.	2,569,775,112	195,174,623	191,456,486	187,383,758	255,690,239
-지 역	S.E.	412,503,479	37,778,730	37,209,174	37,165,624	36,853,049
경남	Gyeongnam	4,029,034,726	319,208,059	314,185,269	313,831,123	374,678,967
-직 장	I.W.	3,485,031,010	269,028,557	264,824,172	264,561,479	325,825,711
-지 역	S.E.	544,003,717	50,179,503	49,361,097	49,269,644	48,853,256
제주	Jeju	825,577,054	65,203,684	64,026,431	64,512,405	73,618,333
-직 장	I.W.	678,680,165	51,926,123	50,959,301	51,492,417	60,736,808
-지 역	S.E.	146,896,889	13,277,561	13,067,130	13,019,988	12,881,524

주 : 1) 직장은 산정보험료 기준이며, 지역은 부과보험료 기준

2) 국고지원금 제외이며, 직장보험료에는 임의계속가입자, 소득월액 보험료 포함

3) 주민등록 실거주지 기준

# 보험료 현황(총계)

by Month and Province(Total)

(단위 : 천원)  
Unit : KRW 1,000

5 월 May.	6 월 Jun.	7 월 Jul.	8 월 Aug.	9 월 Sep.	10 월 Oct.	11 월 Nov.	12 월 Dec.
<b>6,452,282,878</b>	<b>6,435,163,468</b>	<b>6,578,041,000</b>	<b>6,499,645,293</b>	<b>6,338,856,891</b>	<b>6,291,712,637</b>	<b>6,367,873,795</b>	<b>6,470,809,710</b>
<b>5,538,238,107</b>	<b>5,524,029,698</b>	<b>5,674,789,273</b>	<b>5,603,988,989</b>	<b>5,618,418,519</b>	<b>5,570,271,979</b>	<b>5,581,167,650</b>	<b>5,646,289,158</b>
<b>914,044,771</b>	<b>911,133,770</b>	<b>903,251,727</b>	<b>895,656,304</b>	<b>720,438,372</b>	<b>721,440,658</b>	<b>786,706,145</b>	<b>824,520,552</b>
1,506,439,257	1,500,320,728	1,532,237,799	1,519,119,923	1,485,800,563	1,475,563,543	1,498,116,009	1,514,288,131
1,288,052,209	1,282,534,190	1,316,515,897	1,305,292,428	1,303,191,643	1,293,125,859	1,303,191,912	1,309,621,897
218,387,048	217,786,539	215,721,902	213,827,495	182,608,920	182,437,684	194,924,097	204,666,234
367,649,028	366,916,126	379,691,874	373,863,377	364,730,641	361,221,776	362,941,495	369,898,639
310,405,516	309,888,552	323,332,755	317,995,483	320,766,034	317,127,090	315,688,882	320,608,881
57,243,512	57,027,574	56,359,120	55,867,895	43,964,607	44,094,685	47,252,613	49,289,758
260,219,287	260,417,498	271,438,708	266,625,137	260,294,839	258,315,821	258,791,629	261,191,783
220,162,872	220,566,214	232,099,885	227,564,405	229,234,192	227,233,353	225,830,261	226,824,620
40,056,415	39,851,284	39,338,823	39,060,732	31,060,646	31,082,468	32,961,368	34,367,162
348,069,637	349,075,365	357,115,852	352,634,510	342,226,513	340,058,101	345,506,929	351,999,066
296,355,247	297,511,952	305,992,979	301,841,826	303,397,425	301,129,428	301,309,641	305,457,700
51,714,389	51,563,413	51,122,873	50,792,684	38,829,088	38,928,673	44,197,287	46,541,366
162,402,586	162,409,586	166,390,822	164,402,618	160,114,211	158,510,402	159,021,613	163,200,493
140,725,018	140,803,120	145,019,353	143,239,485	143,845,111	142,208,197	141,464,555	144,796,943
21,677,567	21,606,466	21,371,469	21,163,133	16,269,100	16,302,205	17,557,057	18,403,550
171,392,735	171,407,281	174,147,005	172,747,189	168,442,887	167,794,928	168,813,995	174,338,213
148,865,028	148,927,672	151,820,058	150,614,928	150,836,598	150,108,641	149,551,869	154,153,785
22,527,707	22,479,609	22,326,947	22,132,260	17,606,289	17,686,287	19,262,126	20,184,429
148,723,929	148,029,382	156,082,437	148,779,587	142,635,764	142,350,404	142,358,098	144,006,104
132,372,274	131,745,658	139,998,442	132,828,554	130,216,677	129,934,066	129,073,078	130,048,388
16,351,655	16,283,724	16,083,995	15,951,034	12,419,087	12,416,338	13,285,020	13,957,716
54,611,279	54,359,035	55,237,620	54,655,838	54,219,812	53,764,854	54,383,985	55,777,115
49,628,374	49,428,534	50,370,106	49,839,025	50,197,661	49,731,846	49,914,305	51,012,910
4,982,905	4,930,501	4,867,514	4,816,813	4,022,151	4,033,007	4,469,680	4,764,205
1,860,970,009	1,854,614,132	1,889,146,143	1,867,622,625	1,822,361,484	1,809,163,846	1,838,085,564	1,868,513,855
1,606,163,032	1,600,830,845	1,637,508,387	1,618,146,114	1,620,587,963	1,606,990,024	1,612,891,512	1,631,779,304
254,806,977	253,783,287	251,637,756	249,476,511	201,773,521	202,173,822	225,194,052	236,734,551
144,773,718	144,336,712	147,281,988	146,315,906	142,716,768	141,181,764	142,972,868	145,574,781
121,227,226	120,808,279	123,830,376	123,033,221	124,497,193	122,893,044	123,105,961	124,866,695
23,546,492	23,528,433	23,451,613	23,282,684	18,219,575	18,288,720	19,866,907	20,708,086
181,763,873	181,244,977	183,830,565	182,212,902	177,753,207	176,934,341	179,381,894	182,349,588
158,476,160	157,997,449	160,720,952	159,321,684	160,034,834	159,198,648	159,801,675	161,895,561
23,287,714	23,247,529	23,109,613	22,891,219	17,718,372	17,735,693	19,580,219	20,454,027
243,952,571	243,211,051	245,017,329	242,708,733	237,902,974	235,047,502	237,662,626	245,531,942
211,441,542	210,731,579	212,729,809	210,680,671	212,855,770	209,950,405	209,929,788	216,607,890
32,511,029	32,479,472	32,287,520	32,028,062	25,047,204	25,097,097	27,732,838	28,924,053
168,029,951	167,255,156	170,199,023	168,872,898	163,028,900	161,755,923	162,710,965	165,462,841
144,002,709	143,242,498	146,354,401	145,149,088	144,920,891	143,630,674	143,003,259	144,754,923
24,027,242	24,012,659	23,844,621	23,723,810	18,108,008	18,125,249	19,707,706	20,707,918
171,554,298	170,845,184	172,800,638	171,542,212	167,004,214	165,589,045	167,635,164	170,755,214
146,941,106	146,325,231	148,354,242	147,326,323	148,744,600	147,294,597	147,853,440	150,163,696
24,613,192	24,519,953	24,446,395	24,215,889	18,259,613	18,294,448	19,781,724	20,591,518
253,775,153	252,412,836	257,140,501	253,573,148	246,152,152	244,180,210	247,235,270	249,097,638
217,039,545	215,745,268	220,665,710	217,382,599	218,300,233	216,273,488	217,002,828	217,660,336
36,735,607	36,667,568	36,474,791	36,190,549	27,851,920	27,906,723	30,232,443	31,437,302
339,192,166	339,306,712	348,450,470	343,473,692	334,156,206	331,648,098	333,194,872	337,709,091
290,439,010	290,726,741	300,344,422	295,809,664	297,854,476	295,221,426	293,730,751	296,664,602
48,753,155	48,579,971	48,106,048	47,664,029	36,301,730	36,426,673	39,464,122	41,044,489
68,763,403	69,001,706	71,832,224	70,494,998	69,315,757	68,632,080	69,060,817	71,115,217
55,941,240	56,215,918	59,131,498	57,923,491	58,937,217	58,221,192	57,823,932	59,371,029
12,822,164	12,785,789	12,700,727	12,571,507	10,378,540	10,410,887	11,236,885	11,744,187

Note : 1) While C.E. is based on estimated contribution S.E. is based on imposed contribution

2) Excluding government subsidies, while including contributions of the insured recently retired from the retired from the company and contributions imposed on the monthly incomes

제II-3표  
Table II-3

보수월액 구간별 가입자  
Employment Members Contribution by

보수월액구간 (원) Standard Monthly Wage Grades	인 원 Persons			보 험 료 Contribution			구 성 비 (%)	
	계 T	근로자 C.E.	공 · 교 G & T	계 T	근로자 C.E.	공 · 교 G & T	인 원 Person	보 험 료 Contribution
<b>계 Total</b>	<b>18,956,880</b>	<b>17,579,630</b>	<b>1,377,250</b>	<b>2,592,567,050</b>	<b>2,344,687,860</b>	<b>247,879,190</b>	<b>100.0</b>	<b>100.0</b>
1~300000 미만	10,308	10,241	67	100,985	100,330	655	0.1	0.0
300000~350000 미만	17,691	17,677	14	192,552	192,396	156	0.1	0.0
350000~400000 미만	8,892	8,869	23	113,368	113,067	302	0.0	0.0
400000~450000 미만	19,627	19,610	17	280,959	280,704	255	0.1	0.0
450000~500000 미만	10,146	10,130	16	166,513	166,252	261	0.1	0.0
500000~550000 미만	61,911	61,882	29	1,103,001	1,102,476	525	0.3	0.0
550000~600000 미만	23,586	23,553	33	466,024	465,362	663	0.1	0.0
600000~650000 미만	57,999	57,941	58	1,234,031	1,232,779	1,253	0.3	0.0
650000~700000 미만	55,121	55,079	42	1,301,744	1,300,758	987	0.3	0.1
700000~750000 미만	130,561	130,452	109	3,258,412	3,255,673	2,739	0.7	0.1
750000~850000 미만	161,349	161,197	152	4,487,434	4,483,190	4,245	0.9	0.2
850000~950000 미만	126,665	126,432	233	3,970,348	3,963,044	7,305	0.7	0.2
950000~1050000 미만	316,426	316,013	413	11,050,826	11,036,464	14,361	1.7	0.4
1050000~1150000 미만	132,750	132,454	296	5,093,932	5,082,576	11,356	0.7	0.2
1150000~1250000 미만	199,318	198,911	407	8,346,037	8,329,043	16,994	1.1	0.3
1250000~1350000 미만	167,388	166,358	1,030	7,594,430	7,547,202	47,228	0.9	0.3
1350000~1450000 미만	201,332	200,700	632	9,860,781	9,829,842	30,939	1.1	0.4
1450000~1550000 미만	258,036	257,073	963	13,519,842	13,469,302	50,540	1.4	0.5
1550000~1650000 미만	213,222	211,806	1,416	11,892,949	11,813,629	79,321	1.1	0.5
1650000~1750000 미만	242,367	239,480	2,887	14,377,345	14,205,988	171,357	1.3	0.6
1750000~1900000 미만	677,531	669,020	8,511	43,223,368	42,678,248	545,120	3.6	1.7
1900000~2050000 미만	1,845,050	1,820,698	24,352	126,492,300	124,812,415	1,679,886	9.7	4.9
2050000~2200000 미만	913,956	891,958	21,998	67,610,718	65,982,582	1,628,136	4.8	2.6
2200000~2350000 미만	949,621	923,476	26,145	75,100,805	73,029,620	2,071,185	5.0	2.9
2350000~2500000 미만	722,532	698,032	24,500	61,047,340	58,970,459	2,076,882	3.8	2.4
2500000~2650000 미만	876,793	841,027	35,766	78,257,226	75,054,431	3,202,796	4.6	3.0
2650000~2800000 미만	650,537	617,739	32,798	61,778,508	58,654,661	3,123,847	3.4	2.4
2800000~2950000 미만	662,604	623,652	38,952	66,380,236	62,471,739	3,908,497	3.5	2.6
2950000~3100000 미만	667,258	629,685	37,573	70,342,160	66,375,149	3,967,011	3.5	2.7
3100000~3250000 미만	503,698	469,976	33,722	55,858,743	52,117,739	3,741,004	2.7	2.2
3250000~3450000 미만	611,147	560,949	50,198	71,475,746	65,600,961	5,874,785	3.2	2.8
3450000~3650000 미만	579,462	530,506	48,956	71,712,643	65,641,254	6,071,389	3.1	2.8
3650000~3850000 미만	499,950	453,242	46,708	65,452,059	59,330,904	6,121,155	2.6	2.5
3850000~4050000 미만	489,952	443,574	46,378	67,665,308	61,261,116	6,404,192	2.6	2.6
4050000~4250000 미만	412,978	368,377	44,601	59,864,700	53,396,570	6,468,130	2.2	2.3
4250000~4450000 미만	369,990	326,432	43,558	56,216,020	49,596,361	6,619,660	2.0	2.2
4450000~4650000 미만	361,028	318,032	42,996	57,341,150	50,505,389	6,835,761	1.9	2.2
4650000~4850000 미만	331,506	289,603	41,903	55,038,648	48,082,080	6,956,568	1.7	2.1
4850000~5050000 미만	356,127	313,585	42,542	61,678,046	54,317,737	7,360,309	1.9	2.4
5050000~5250000 미만	263,965	220,904	43,061	47,521,991	39,771,891	7,750,100	1.4	1.8
5250000~5500000 미만	309,767	255,594	54,173	58,162,736	47,985,088	10,177,649	1.6	2.2
5500000~5750000 미만	300,889	244,747	56,142	59,095,313	48,057,929	11,037,384	1.6	2.3
5750000~6000000 미만	268,838	212,292	56,546	55,160,539	43,552,344	11,608,196	1.4	2.1
6000000~6250000 미만	261,691	206,514	55,177	55,918,136	44,106,544	11,811,592	1.4	2.2
6250000~6500000 미만	226,021	168,393	57,628	50,325,940	37,485,665	12,840,276	1.2	1.9
6500000~6750000 미만	220,740	166,384	54,356	51,063,970	38,483,788	12,580,182	1.2	2.0
6750000~7000000 미만	191,992	144,134	47,858	46,113,654	34,618,860	11,494,795	1.0	1.8
7000000~7250000 미만	183,226	140,826	42,400	45,560,025	35,006,045	10,553,980	1.0	1.8
7250000~7500000 미만	155,624	116,809	38,815	40,095,918	30,094,077	10,001,841	0.8	1.5
7500000~7750000 미만	145,858	112,241	33,617	38,831,704	29,876,688	8,955,016	0.8	1.5

주 : 1) 일부 특수사업장 제외  
2) 연도말 산정보험료(사용자부담금 및 국가부담금 제외) 기준

# 및 보험료 부담현황(직장)

Monthly Wage(I.W.)

(단위 : 명, 천원)  
Unit : Person, KRW 1,000

보수월액구간 (원) Standard Monthly Wage Grades	인 원 Persons			보 험 료 Contribution			구 성 비 (%)	
	계 T	근로자 C.E.	공 · 교 G & T	계 T	근로자 C.E.	공 · 교 G & T	인 원 Person	보 험 료 Contribution
7750000~8050000 미만	161,352	125,139	36,213	44,561,123	34,568,630	9,992,493	0.9	1.7
8050000~8350000 미만	136,858	112,578	24,280	39,223,196	32,277,195	6,946,001	0.7	1.5
8350000~8650000 미만	108,089	93,282	14,807	32,095,741	27,699,511	4,396,231	0.6	1.2
8650000~8950000 미만	97,934	85,044	12,890	30,111,358	26,148,471	3,962,887	0.5	1.2
8950000~9250000 미만	90,169	81,094	9,075	28,657,181	25,774,920	2,882,261	0.5	1.1
9250000~9550000 미만	75,020	69,122	5,898	24,640,143	22,703,542	1,936,600	0.4	1.0
9550000~9850000 미만	70,009	64,441	5,568	23,726,753	21,840,442	1,886,312	0.4	0.9
9850000~10150000 미만	77,778	73,056	4,722	27,160,586	25,511,024	1,649,561	0.4	1.0
10150000~10450000 미만	53,910	50,099	3,811	19,399,407	18,027,966	1,371,441	0.3	0.7
10450000~10750000 미만	48,290	45,310	2,980	17,886,603	16,783,526	1,103,077	0.3	0.7
10750000~11200000 미만	63,645	60,451	3,194	24,390,906	23,167,490	1,223,416	0.3	0.9
11200000~11600000 미만	47,693	45,727	1,966	18,997,091	18,214,583	782,509	0.3	0.7
11600000~12100000 미만	55,762	53,849	1,913	23,091,361	22,299,997	791,364	0.3	0.9
12100000~12600000 미만	49,599	48,093	1,506	21,416,045	20,766,170	649,875	0.3	0.8
12600000~13100000 미만	39,928	38,710	1,218	17,929,044	17,382,639	546,405	0.2	0.7
13100000~13600000 미만	33,883	33,110	773	15,800,698	15,440,460	360,238	0.2	0.6
13600000~14200000 미만	35,690	34,971	719	17,334,006	16,984,888	349,118	0.2	0.7
14200000~14700000 미만	23,470	22,895	575	11,846,503	11,556,307	290,196	0.1	0.5
14700000~15300000 미만	28,813	28,279	534	15,089,883	14,810,183	279,700	0.2	0.6
15300000~15900000 미만	20,940	20,446	494	11,409,702	11,140,724	268,978	0.1	0.4
15900000~16600000 미만	21,251	20,712	539	12,062,968	11,757,128	305,839	0.1	0.5
16600000~17200000 미만	16,252	15,878	374	9,586,491	9,365,525	220,966	0.1	0.4
17200000~17900000 미만	14,777	14,357	420	9,058,566	8,801,260	257,306	0.1	0.3
17900000~18600000 미만	13,014	12,652	362	8,288,977	8,058,386	230,591	0.1	0.3
18600000~19400000 미만	12,030	11,696	334	7,985,119	7,763,697	221,423	0.1	0.3
19400000~20200000 미만	13,465	13,144	321	9,329,952	9,107,553	222,399	0.1	0.4
20200000~21000000 미만	9,621	9,411	210	6,928,051	6,777,089	150,962	0.1	0.3
21000000~21800000 미만	8,352	8,167	185	6,241,343	6,102,991	138,352	0.0	0.2
21800000~22700000 미만	8,131	7,968	163	6,319,320	6,192,784	126,536	0.0	0.2
22700000~23600000 미만	7,481	7,373	108	6,051,579	5,964,256	87,323	0.0	0.2
23600000~24500000 미만	6,138	6,074	64	5,157,134	5,103,502	53,632	0.0	0.2
24500000~25500000 미만	8,235	8,164	71	7,189,873	7,127,997	61,876	0.0	0.3
25500000~26600000 미만	5,817	5,765	52	5,291,462	5,244,206	47,257	0.0	0.2
26600000~27600000 미만	4,847	4,824	23	4,588,917	4,567,148	21,769	0.0	0.2
27600000~28700000 미만	4,637	4,620	17	4,558,782	4,542,122	16,661	0.0	0.2
28700000~29900000 미만	4,506	4,492	14	4,611,359	4,597,049	14,310	0.0	0.2
29900000~31100000 미만	4,884	4,875	9	5,185,192	5,175,600	9,592	0.0	0.2
31100000~32300000 미만	3,500	3,485	15	3,877,463	3,860,822	16,640	0.0	0.1
32300000~33600000 미만	3,876	3,869	7	4,464,874	4,456,800	8,074	0.0	0.2
33600000~35000000 미만	3,177	3,161	16	3,808,461	3,789,320	19,142	0.0	0.1
35000000~36400000 미만	3,075	3,071	4	3,830,321	3,825,329	4,992	0.0	0.1
36400000~37800000 미만	2,647	2,638	9	3,433,555	3,421,898	11,657	0.0	0.1
37800000~39300000 미만	2,356	2,354	2	3,172,997	3,170,261	2,736	0.0	0.1
39300000~40900000 미만	2,680	2,672	8	3,755,222	3,743,960	11,263	0.0	0.1
40900000~42600000 미만	2,673	2,672	1	3,895,834	3,894,403	1,431	0.0	0.2
42600000~44300000 미만	1,841	1,839	2	2,793,397	2,790,412	2,985	0.0	0.1
44300000~46000000 미만	1,684	1,682	2	2,656,370	2,653,164	3,206	0.0	0.1
46000000~47900000 미만	1,606	1,603	3	2,631,667	2,626,780	4,888	0.0	0.1
47900000~49800000 미만	1,464	1,462	2	2,497,744	2,494,337	3,407	0.0	0.1
49800000 이상	19,005	18,995	10	49,749,559	49,725,007	24,553	0.1	1.9

Note : 1) G.&T. is Excluding Military Personnel's

2) Based on the insurance premium calculated at the end of the year (excluding users charges and national charges)

제II-4표  
Table II-4

사업장 규모별 보험료 현황(직장)  
Contribution by Scale of Workplace (I.W.)

(단위 : 개소, 건, 천원)  
Unit : Each, Cases, KRW 1,000

구 분 Division	부과사업장수 Number of Workplace	부과건수 Number of Employee	보험료 Contribution	비 율 (%)		
				사업장수 Number of Workplace	부과건수 Number of Employee	보험료 Contribution
계 Total	1,977,037	19,101,900	5,496,511,401	100.0	100.0	100.0
5 인미만 Less than	1,316,261	3,203,577	656,054,684	66.6	16.8	11.9
5~9	368,124	2,363,087	574,951,101	18.6	12.4	10.5
10~14	110,332	1,293,573	319,307,799	5.6	6.8	5.8
15~19	53,912	909,605	221,852,229	2.7	4.8	4.0
20~29	51,416	1,231,624	307,421,366	2.6	6.4	5.6
30~39	23,019	784,475	203,069,334	1.2	4.1	3.7
40~49	13,776	607,468	163,079,303	0.7	3.2	3.0
50~59	8,231	443,657	125,101,327	0.4	2.3	2.3
60~69	5,814	372,217	105,888,111	0.3	1.9	1.9
70~79	4,146	308,623	87,967,211	0.2	1.6	1.6
80~89	3,031	255,628	71,809,996	0.2	1.3	1.3
90~99	2,298	216,540	60,522,822	0.1	1.1	1.1
100~199	9,197	1,272,419	377,063,447	0.5	6.7	6.9
200~299	2,860	693,760	206,574,610	0.1	3.6	3.8
300~399	1,216	417,045	131,214,020	0.1	2.2	2.4
400~499	759	338,654	111,948,153	0.0	1.8	2.0
500~599	482	259,861	87,210,613	0.0	1.4	1.6
600~699	339	216,278	73,732,010	0.0	1.1	1.3
700~799	278	206,834	66,282,826	0.0	1.1	1.2
800~899	222	183,479	72,563,287	0.0	1.0	1.3
900~999	157	145,550	50,472,752	0.0	0.8	0.9
1,000~1,499	464	554,753	188,976,352	0.0	2.9	3.4
1,500~1,999	232	387,897	139,419,160	0.0	2.0	2.5
2,000~2,499	132	284,556	100,772,648	0.0	1.5	1.8
2,500~2,999	97	260,534	103,982,180	0.0	1.4	1.9
3,000~3,499	46	144,815	52,806,258	0.0	0.8	1.0
3,500~3,999	30	110,484	44,364,020	0.0	0.6	0.8
4,000~4,499	25	103,804	57,018,864	0.0	0.5	1.0
4,500~4,999	15	70,255	23,852,801	0.0	0.4	0.4
5,000~9,999	78	518,214	183,487,745	0.0	2.7	3.3
10,000~14,999	24	280,826	131,659,144	0.0	1.5	2.4
15,000~19,999	10	174,001	78,133,972	0.0	0.9	1.4
20,000~24,999	4	86,862	37,939,252	0.0	0.5	0.7
25,000~29,999	3	84,875	26,585,169	0.0	0.4	0.5
30,000~34,999	4	129,393	66,074,240	0.0	0.7	1.2
35,000~39,999	-	-	-	-	-	-
40,000~44,999	-	-	-	-	-	-
45,000~49,999	-	-	-	-	-	-
50,000 인이상 Over	3	186,677	187,352,595	0.0	1.0	3.4

주 : 1) 일부 특수사업장 제외  
2) 연도말 산정보험료 기준

Note : 1) G.&T. is Excluding Military Personnel's  
2) Based on the insurance premium computed at the end of the year



제II-5표  
Table II-5

업종별 보험료 현황(직장)  
Contribution by Business Type of Workplace (I.W.)

(단위 : 개소, 건, 천원)  
Unit : Each, Cases, KRW 1,000

구 분 Division	부과사업장수 Number of Workplace	부과건수 Number of Employee	보험료 Contribution	비 율 (%)		
				사업장수 Number of Workplace	부과건수 Number of Employee	보험료 Contribution
<b>Total</b>	<b>1,977,037</b>	<b>19,101,900</b>	<b>5,496,511,401</b>	<b>100.0</b>	<b>100.0</b>	<b>100.0</b>
농업·수렵업·임업 Agriculture, Hunting and Forestry	11,774	65,543	14,100,336	0.6	0.3	0.3
어업 Fishing	3,296	24,695	6,091,703	0.2	0.1	0.1
광업 Mining and Quarrying	717	12,846	4,691,732	0.0	0.1	0.1
제조업 Manufacturing	317,075	4,224,860	1,438,533,319	16.0	22.1	26.2
전기·가스·수도사업 Electricity, Gas & Water Supply	3,939	112,762	49,987,403	0.2	0.6	0.9
건설업 Construction	221,616	1,585,734	430,366,132	11.2	8.3	7.8
도·소매및소비자용품수리업 Wholesale & Retail Trade, Repair of Motor Vehicles, Motorcycles & Personal & Household Good	451,122	2,452,780	636,054,940	22.8	12.8	11.6
숙박·음식점업 Hotels and Restaurants	217,624	858,558	145,061,018	11.0	4.5	2.6
운수·창고·통신업 Transport, Storage & Communication	42,084	665,012	187,597,878	2.1	3.5	3.4
금융·보험업 Financial Intermediation	11,943	477,195	254,851,146	0.6	2.5	4.6
부동산·임대·사업서비스 Real Estate, Renting & Business Activities	218,986	2,344,880	607,739,566	11.1	12.3	11.1
공공국방및사회보장행정 Public Administration and Defense; Compulsory Social Security	17,086	218,113	45,225,845	0.9	1.1	0.8
교육서비스업 Education	80,941	761,500	112,480,774	4.1	4.0	2.0
보건·사회복지사업 Health & Social Work	117,864	1,845,005	497,553,408	6.0	9.7	9.1
기타공공사회·개인서비스 Other Community, Social & Personal Service Activities	145,939	1,296,419	279,888,180	7.4	6.8	5.1
가사서비스업 Private Households with Employed Persons	1,949	26,712	4,585,753	0.1	0.1	0.1
국제·기타외국기관 Extra-Territorial Organization and Bodies	164	2,394	53,564	0.0	0.0	0.0
기타 others	98,165	745,507	202,163,487	5.0	3.9	3.7
공무원 Government Employees	9,424	1,214,833	493,447,004	0.5	6.4	9.0
교직원 Private school Teachers	5,329	166,552	85,238,213	0.3	0.9	1.6

주 : 1) 일부 특수사업장 제외  
2) 연도말 산정보험료 기준

Note : 1) G.&T. is Excluding Military Personnel  
2) Based on the insurance premium computed at the end of the year

제II-6표  
Table II-6

산정보험료 점수  
Computed Contribution

점수구간별 point	보 험 료(천원) Contribution (1000won)				소득등급별점수 Point by the taxable income	
	세대수 Households	구성비 (%)	보험료 Contribution	구성비 (%)	세대수 Households	점 수 Point
<b>총 계 Total</b>	<b>9,318,715</b>	<b>100.00</b>	<b>927,703,496</b>	<b>100.00</b>	<b>8,930,081</b>	<b>2,501,203,416</b>
76~100	3,793,643	40.71	78,731,258	8.49	3,756,006	356,864,504
101~150	439,979	4.72	11,496,995	1.24	437,731	50,518,545
151~200	377,179	4.05	13,632,577	1.47	375,150	55,711,237
201~300	592,519	6.36	30,335,593	3.27	589,502	111,948,718
301~400	463,128	4.97	33,278,185	3.59	461,013	109,666,740
401~500	423,288	4.54	39,084,760	4.21	421,805	109,595,042
501~600	406,154	4.36	45,759,708	4.93	405,072	109,534,975
601~700	713,725	7.66	92,232,027	9.94	383,433	105,237,610
701~800	342,529	3.68	52,514,714	5.66	340,497	101,234,803
801~900	301,285	3.23	52,341,867	5.64	299,805	99,286,620
901~1000	244,215	2.62	47,511,640	5.12	243,291	95,914,965
1001~1200	392,682	4.21	88,336,112	9.52	391,114	180,781,461
1201~1400	253,489	2.72	67,316,282	7.26	252,539	150,625,145
1401~1600	158,528	1.70	48,605,682	5.24	158,091	119,737,384
1601~1800	106,372	1.14	36,985,783	3.99	106,041	97,599,399
1801~2000	73,623	0.79	28,630,815	3.09	73,392	79,896,968
2001~2300	71,689	0.77	31,460,239	3.39	71,499	92,471,195
2301~2600	45,315	0.49	22,688,649	2.45	45,176	70,305,655
2601~2900	29,489	0.32	16,596,599	1.79	29,398	53,898,487
2901~3200	20,154	0.22	12,583,903	1.36	20,095	42,399,204
3201~3500	14,202	0.15	9,745,487	1.05	14,148	33,758,385
3501~3800	10,251	0.11	7,665,789	0.83	10,214	27,160,653

주 : 1) 연도말 산정보험료 기준  
 2) 소득최저보험료는 76~100 점에 포함(부과체계개편 2 단계 적용으로 소득 최저점수 75 미만없음)  
 3) 생활수준 및 경제 활동참가율 등급별 점수 삭제(2018.7.1.)

## 구간별 현황(지역)

by Point(S.E)

(단위 : 세대, 점)  
Unit : Households, Point

과표재산등급별점수 Point by the real Estate		자동차등급별점수 Point by the Car	
세대수 Households	점 수 Point	세대수 Households	점 수 Point
<b>3,318,073</b>	<b>1,712,299,671</b>	<b>120,509</b>	<b>15,104,891</b>
1,290	212,825	3,308	255,837
108,622	3,573,250	2,356	85,847
107,527	8,020,871	802	41,767
207,277	28,022,731	9,046	1,159,279
208,014	43,636,422	5,198	712,278
246,270	71,706,766	4,547	585,532
281,148	104,793,459	4,691	585,200
306,711	137,488,322	24,554	2,247,705
285,546	148,758,417	5,745	731,600
260,205	151,309,937	5,800	759,512
214,202	132,198,021	5,593	758,125
351,832	244,299,848	9,418	1,282,572
228,844	173,661,793	8,080	1,125,759
142,521	114,589,678	6,021	868,149
95,456	80,751,947	4,538	661,169
65,971	58,154,662	3,518	516,185
63,888	59,312,740	3,875	572,405
40,205	39,153,793	2,849	428,227
25,889	26,168,485	1,943	295,785
17,652	18,334,410	1,502	231,697
12,432	13,237,441	1,119	174,301
8,893	9,831,916	865	137,438

Note : 1) Based on the insurance premium computed at the end of the year  
 2) the lowest amount of the contribution is in the category of 76~100 points  
 3) Deletion of scores by level of living standards and Labor participation rate(2018.7.1.)

제II-6표  
Table II-6

산정보험료 점수  
Computed Contribution

점수구간별 point	보 험 료(천원) Contribution (1000won)				소득등급별점수 Point by the taxable income	
	세대수 Households	구성비 (%)	보험료 Contribution	구성비 (%)	세대수 Households	점 수 Point
3801~4100	7,630	0.08	6,181,263	0.67	7,610	22,476,570
4101~4500	7,654	0.08	6,741,289	0.73	7,624	24,963,451
4501~5000	6,733	0.07	6,544,984	0.71	6,709	24,844,720
5001~5500	4,501	0.05	4,839,180	0.52	4,478	18,778,936
5501~6000	3,266	0.04	3,847,904	0.41	3,254	15,267,841
6001~6500	2,445	0.03	3,130,758	0.34	2,431	12,565,194
6501~7000	1,905	0.02	2,636,033	0.28	1,902	10,839,586
7001~7500	1,500	0.02	2,229,778	0.24	1,490	9,210,082
7501~8000	1,149	0.01	1,828,955	0.20	1,145	7,642,385
8001~8500	928	0.01	1,570,256	0.17	923	6,614,940
8501~9000	799	0.01	1,432,341	0.15	797	6,111,340
9001~9500	647	0.01	1,229,485	0.13	644	5,317,007
9501~10000	567	0.01	1,133,926	0.12	564	4,886,169
10001~10600	543	0.01	1,148,633	0.12	541	5,023,352
10601~11200	439	0.00	981,535	0.11	434	4,301,881
11201~11800	389	0.00	917,482	0.10	383	4,010,969
11801~12400	321	0.00	796,434	0.09	319	3,535,392
12401~13000	299	0.00	780,435	0.08	296	3,464,433
13001~13600	262	0.00	714,543	0.08	261	3,220,117
13601~14200	207	0.00	590,485	0.06	207	2,673,674
14201~14800	215	0.00	640,017	0.07	215	2,895,005
14801~15400	192	0.00	595,431	0.06	189	2,669,282
15401~16000	164	0.00	529,061	0.06	162	2,390,059
16000 초과	2,522	0.03	9,128,623	0.98	2,491	43,353,336

주 : 1) 연도말 산정보험료 기준  
2) 소득최저보험료는 76~100 점에 포함(부과체계개편 2 단계 적용으로 소득 최저점수 75 미만없음)  
3) 생활수준 및 경제 활동참가율 등급별 점수 삭제(2018.7.1.)

## 구간별 현황(지역)

by Point(S.E)

(단위 : 세대, 점)  
Unit : Households, Point

과표재산등급별점수 Point by the real Estate		자동차등급별점수 Point by the Car	
세대수 Households	점 수 Point	세대수 Households	점 수 Point
6,567	7,361,922	663	108,164
6,601	7,556,991	739	119,109
5,727	6,742,862	682	113,600
3,777	4,552,444	472	77,487
2,736	3,312,754	345	56,636
2,002	2,523,050	267	46,392
1,555	1,920,809	207	33,840
1,196	1,532,168	164	28,481
942	1,199,479	145	24,642
748	960,513	124	21,377
630	815,264	109	17,876
486	616,834	95	18,852
459	584,377	77	13,497
424	532,113	66	12,038
325	408,537	66	11,007
286	369,901	61	11,468
246	305,649	46	7,655
223	285,158	54	9,753
194	235,536	40	6,049
159	192,812	28	5,336
173	212,903	36	6,720
144	178,903	29	4,705
124	148,115	26	5,619
1,954	2,532,843	600	128,219

Note : 1) Based on the insurance premium computed at the end of the year  
 2) the lowest amount(13,100KRW) of the contribution is in the category of 76~100 points.  
 3) Deletion of scores by level of living standards and Labor participation rate(2018.7.1.)

제II-7표  
Table II-7

보험료분위별  
Distribution of Contributions

구 분 Division	계 Total				직장 계 I. W Sub_Total				가입자 Insured
	세대수 Households	최대보험료 Maximum Contribution	평균보험료 average Contribution	적용인구 Population under	가입자 Insured	최대보험료 Maximum Contribution	평균보험료 average Contribution	적용인구 Population under	
계	28,071,854	3,653,550	121,726	49,981,883	18,956,880	3,653,550	136,761	35,335,982	17,579,630
1 분위	1,403,592	35,820	20,810	1,966,360	947,844	35,820	27,258	1,371,731	946,703
2 분위	1,403,593	52,560	34,018	1,977,080	947,844	52,560	45,279	1,406,539	944,790
3 분위	1,403,593	64,210	44,655	2,135,146	947,844	64,210	59,787	1,457,346	938,622
4 분위	1,403,592	67,420	49,548	2,032,553	947,844	67,420	66,396	1,428,587	938,046
5 분위	1,403,593	70,240	51,644	1,993,888	947,844	70,240	69,344	1,442,365	934,405
6 분위	1,403,593	75,600	55,090	2,247,753	947,844	75,600	72,942	1,407,127	925,141
7 분위	1,403,592	80,730	59,124	1,968,699	947,844	80,730	78,176	1,407,958	922,521
8 분위	1,403,593	87,370	63,145	1,878,623	947,844	87,370	84,131	1,422,874	916,223
9 분위	1,403,593	93,620	68,180	2,120,583	947,844	93,620	89,893	1,450,669	908,289
10 분위	1,403,593	101,350	76,466	2,229,202	947,844	101,350	97,157	1,500,290	894,965
11 분위	1,403,592	108,500	85,356	2,265,617	947,844	108,500	104,690	1,552,627	895,430
12 분위	1,403,593	118,830	95,026	2,367,383	947,844	118,830	113,808	1,633,140	877,695
13 분위	1,403,593	130,930	108,089	2,544,167	947,844	130,930	124,641	1,729,580	864,457
14 분위	1,403,592	145,040	123,662	2,638,822	947,844	145,040	137,752	1,836,433	854,753
15 분위	1,403,593	162,640	141,349	2,809,661	947,844	162,640	153,508	1,986,090	838,170
16 분위	1,403,593	183,480	159,083	2,861,920	947,844	183,480	172,656	2,112,527	821,192
17 분위	1,403,592	211,590	184,601	3,212,847	947,844	211,590	197,214	2,319,281	768,887
18 분위	1,403,593	250,160	219,158	3,444,550	947,844	250,160	229,839	2,528,388	717,554
19 분위	1,403,593	322,010	272,860	3,576,940	947,844	322,010	280,599	2,639,810	764,090
20 분위	1,403,593	3,653,550	522,664	3,710,089	947,844	3,653,550	530,156	2,702,620	907,697

주 : 1) 연도말 기준  
 2) 직장은 산정보험료 기준이며, 지역은 부과보험료 기준  
 3) 직장보험료 임의계속가입자, 소득월액가입자 제외  
 4) 보험료 20 분위를 계산할 때 지역보험료가 같은 세대는 낮은 분위로 분류됨  
 5) 지역보험료는 부과체계개편 2 단계로 인한 한시적 경감의 영향이 있음

## 보험료 현황

by vigintile of Contribution

(단위 :명, 원)  
Unit : Person, KRW

근로자 C. E			공교 G. & T.				지역 S.E.			
최대보험료 Maximun Contribution	평균보험료 average Contribution	적용인구 Population under	가입자 Insured	최대보험료 Maximun Contribution	평균보험료 average Contribution	적용인구 Population under	세대수 Households	최대보험료 Maximun Contribution	평균보험료 average Contribution	적용인구 Population under
3,653,550	133,375	32,310,375	1,377,250	3,653,550	179,981	3,025,607	9,114,974	3,653,550	90,458	14,645,901
35,820	27,258	1,370,005	1,141	35,800	27,480	1,726	455,748	9,750	7,401	594,629
52,560	45,276	1,402,362	3,054	52,550	46,277	4,177	455,749	11,430	10,599	570,541
64,210	59,781	1,445,375	9,222	64,210	60,404	11,971	455,749	13,650	13,183	677,800
67,420	66,398	1,416,345	9,798	67,420	66,234	12,242	455,748	14,650	14,508	603,966
70,240	69,346	1,425,478	13,439	70,240	69,211	16,887	455,749	15,210	14,833	551,523
75,600	72,943	1,378,906	22,703	75,600	72,891	28,221	455,749	19,500	17,961	840,626
80,730	78,174	1,375,953	25,323	80,730	78,256	32,005	455,748	19,500	19,500	560,741
87,370	84,122	1,381,785	31,621	87,370	84,386	41,089	455,749	19,500	19,500	455,749
93,620	89,881	1,398,247	39,555	93,620	90,173	52,422	455,749	28,410	23,023	669,914
101,350	97,135	1,428,891	52,879	101,350	97,519	71,399	455,749	39,410	33,434	728,912
108,500	104,683	1,479,391	52,414	108,500	104,813	73,236	455,748	49,910	45,146	712,990
118,830	113,804	1,529,196	70,149	118,830	113,858	103,944	455,749	64,460	55,966	734,243
130,930	124,626	1,597,200	83,387	130,930	124,788	132,380	455,749	84,420	73,666	814,587
145,040	137,732	1,670,706	93,091	145,040	137,937	165,727	455,748	104,080	94,358	802,389
162,640	153,476	1,760,676	109,674	162,640	153,756	225,414	455,749	124,770	116,061	823,571
183,480	172,580	1,809,709	126,652	183,480	173,145	302,818	455,749	143,100	130,855	749,393
211,590	197,111	1,838,584	178,957	211,590	197,657	480,697	455,748	174,910	158,371	893,566
250,160	229,810	1,863,518	230,290	250,160	229,929	664,870	455,749	222,340	196,945	916,162
322,010	281,844	2,145,136	183,754	322,010	275,423	494,674	455,749	303,010	256,765	937,130
3,653,550	535,878	2,592,912	40,147	3,653,550	400,785	109,708	455,749	3,653,550	507,082	1,007,469

Note : 1) As of the end of the Year

2) While C.E is based on estimated contribution, S.E. is based on imposed contribution

3) Excluding contributions of the insured recently retired from the retired from the company and contributions imposed on the monthly incomes

4) Upon calculating 20th quantile for contribution, for the households with the same contribution for the the household with larger number of members of household is classified as lower quantile.

5) Regional insurance premiums have been affected by a temporary reduction due to the second stage of the insurance fee rating system reform.

제II-8표  
Table II-8

연도별 건강보험  
Major Indicators of Health

구 분 Division			단 위 Unit	2013	2014		
적용현황 Coverage	연 도 말 적 용 인 구	Covered Population at year's end	명	Person	49,989,620	50,316,384	
	연 평 균 적 용 인 구	Average Covered Population	명	Person	49,829,666	50,155,210	
재 정 Finance	총 수 입 ( A )	Revenue(A)	천원	1,000 Won	47,205,853,849	50,515,544,421	
	총 지 출 ( B )	Expenditure(B)	천원	1,000 Won	41,265,338,093	44,752,555,676	
	수 지 율 ( B / A )	Rate of Expenditure to Revenue(B/A)	%		87.4	88.6	
	보 험 료 ( C )	Contributions(C)	천원	1,000 Won	44,831,247,895	47,908,751,432	
	급 여 비 ( D )	Benefits(D)	천원	1,000 Won	39,674,332,277	42,827,513,037	
	보험료대급여비율(D/C)	Rate of Benefits to Revenue (D/C)	%		88.5	89.4	
	수 지 차 액 ( A - B )	Balance(A-B)	천원	1,000 Won	5,940,515,756	5,762,988,745	
	연간적용인구 1 인당보험료	Yearly Contributions per Covered Person	원	Won	899,690	955,210	
	연간적용인구 1 인당급여비	Yearly Benefits per Covered Person	원	Won	796,199	853,900	
진 료 계 직 Medical care Institutions	계 Total	진 료 비	Treatment Amount	천원	1,000 Won	50,955,151,475	54,427,156,587
		급 여 비	Benefit Amount	천원	1,000 Won	38,124,824,338	40,792,084,152
		연 평 균 1 인 당 진 료 비	Medical Expenses per Person by Year	원	Won	1,022,587	1,085,175
	의 료 기 관 Medical care Institutions	입 내 원 일 수	Visit Days	일	Days	968,794,670	988,478,490
		요 양 급 여 일 수	Treatment Days	일	Days	7,114,315,979	1,423,434,466
		입 내 원 1 일 당 진 료 비 (평균)	Treatment Amount Per Day of Visit(Average)	원	Won	40,383	42,426
			(입원) (In-patients)	원	Won	144,148	145,423
		(외래) (Out-Patients)	원	Won	25,117	26,697	
			입 내 원 1 일 당 급 여 비 (평균)	Benefit Amount Per Day of Visit(Average)	원	Won	30,528
		(입원) (In-patients)		원	Won	117,943	119,173
		(외래) (Out-Patients)	원	Won	17,667	18,838	
			요 양 급 여 1 일 당 진 료 비 (평균)	Treatment Amount Per Day(Average)	원	Won	28,042
		(입원) (In-patients)		원	Won	97,007	99,367
		(외래) (Out-Patients)	원	Won	17,523	18,585	
			요 양 급 여 1 일 당 급 여 비 (평균)	Benefit Amount Per Day(Average)	원	Won	21,198
		(입원) (In-patients)		원	Won	79,372	81,430
		(외래) (Out-Patients)	원	Won	12,325	13,114	
			연 평 균 1 인 당 내 원 일 수 (평균)	Days of Visit per Person by Year	일/명	Days/Person	19.421
		(입원) (In-patients)		일/명	Days/Person	2.491	2.611
		(외래) (Out-Patients)		일/명	Days/Person	16.930	17.097
Medical Treatments	약 각 Pharmacy	방 문 일 수	Visit Days	일	Days	481,284,092	487,724,354
		투 약 일 수	Treatment Days	일	Days	5,720,656,310	5,959,329,185
		진 료 비	Treatment Amount	천원	1,000 Won	11,874,423,266	12,489,707,088
		급 여 비	Benefit Amount	천원	1,000 Won	8,581,960,493	9,031,618,066
		방 문 일 당 진 료 비	Treatment Amount Per Day of Visit(Average)	원	Won	24,672	25,608
		방 문 일 당 급 여 비	Benefit Amount Per Day of Visit(Average)	원	Won	17,831	18,518
		투 약 일 당 진 료 비	Treatment Amount Per Day(Average)	원	Won	2,076	2,096
		투 약 일 당 급 여 비	Benefit Amount Per Day(Average)	원	Won	1,500	1,516
		연 평 균 1 인 당 진 료 비	Drug Expenses per Person by Year	원	Won	238,300	249,021
		연 평 균 1 인 당 방 문 일 수	Days of Visit per Person by Year	일/명	Days/Person	9.659	9.724

주 : 1) 재정은 결산기준이며 진료실적은 지급기준임  
2) 담배부담금은 2002 년도에 신설되었으며, 보험료는 보험재정국고지원금 및 담배부담금이 포함됨.



## 주요지표(총괄)

### Insurance by Year(Total)

2015	2016	2017	2018	2019	2020	2021	2022
50,490,157	50,763,283	50,940,885	51,071,982	51,391,447	51,344,938	51,412,137	51,409,978
50,434,233	50,631,224	50,856,763	51,000,524	51,232,149	51,360,138	51,392,452	51,396,852
53,292,081,273	56,459,878,174	58,818,071,225	62,715,795,218	69,173,265,702	75,114,982,734	81,708,157,705	91,008,855,870
48,162,139,596	53,740,831,942	58,022,559,280	65,978,340,945	72,097,239,316	73,618,774,336	78,951,093,547	86,176,745,502
90.4	95.2	98.6	105.2	104.2	98.0	96.6	94.7
51,419,999,299	54,684,817,516	57,191,502,884	60,966,888,072	66,899,937,130	72,326,633,865	79,045,795,568	87,256,438,727
45,760,188,015	51,014,929,380	54,891,742,630	63,168,331,869	68,996,577,061	71,165,241,189	76,713,404,534	83,466,780,924
89.0	93.3	96.0	103.6	103.1	98.4	97.0	95.7
5,129,941,677	2,719,046,232	795,511,945	-3,262,545,727	-2,923,973,614	1,496,208,398	2,757,064,158	4,832,110,368
1,019,546	1,080,061	1,124,560	1,195,417	1,305,819	1,408,225	1,538,082	1,697,700
907,324	1,007,578	1,079,340	1,238,582	1,346,744	1,385,612	1,492,698	1,623,967
57,954,649,751	64,576,782,187	69,335,174,851	77,658,326,012	86,477,505,964	86,954,468,936	93,501,090,248	102,427,728,782
43,340,393,641	48,323,906,801	51,822,512,049	58,583,552,245	65,167,400,319	65,474,196,628	70,165,433,449	76,724,969,984
1,149,113	1,275,434	1,363,342	1,522,697	1,687,954	1,693,034	1,819,355	1,992,879
988,894,602	1,020,491,905	1,031,605,553	1,051,170,459	1,085,639,201	960,923,005	956,496,668	1,057,122,533
1,431,841,403	1,486,569,914	1,503,155,449	1,553,563,936	1,608,056,881	1,488,563,192	1,502,120,710	1,626,477,912
45,374	49,295	52,389	58,248	63,296	71,966	78,030	76,995
154,789	167,798	177,250	196,572	216,206	234,419	251,494	255,485
28,248	30,215	32,589	35,695	38,934	44,142	48,764	50,720
34,268	37,251	39,526	44,413	48,185	54,708	59,044	58,110
126,646	137,348	144,781	161,040	176,328	190,359	204,108	207,532
19,809	21,136	22,834	25,398	27,770	31,475	34,570	36,114
31,337	33,839	35,955	39,412	42,732	46,457	49,686	50,043
105,499	112,762	119,662	130,754	142,534	155,108	165,616	167,347
19,550	20,814	22,424	24,220	26,387	28,377	30,879	32,928
23,667	25,572	27,126	30,051	32,531	35,316	37,597	37,769
86,318	92,299	97,742	107,119	116,244	125,955	134,411	135,937
13,709	14,559	15,712	17,233	18,820	20,234	21,891	23,445
19,628	20,155	20,285	20,611	21,191	18,710	18,612	20,568
2,654	2,795	2,776	2,889	2,912	2,905	2,903	2,639
16.954	17.360	17.508	17.722	18.279	18.233	18.221	17.929
484,474,245	500,814,546	506,221,817	513,159,485	517,891,342	439,773,044	423,456,125	489,318,076
6,185,012,608	6,617,211,565	7,006,055,780	7,433,058,353	7,958,615,582	8,079,658,844	8,558,658,269	9,229,513,360
13,084,396,321	14,272,019,126	15,289,884,396	16,429,521,328	17,761,269,486	17,800,957,901	18,866,111,312	21,034,169,325
9,452,528,950	10,309,402,093	11,047,267,803	11,897,674,703	12,855,594,703	12,903,909,467	13,690,177,982	15,295,298,753
27,007	28,498	30,204	32,016	34,295	40,478	44,553	42,987
19,511	20,585	21,823	23,185	24,823	29,342	32,330	31,258
2,116	2,157	2,182	2,210	2,232	2,203	2,204	2,279
1,528	1,558	1,577	1,601	1,615	1,597	1,600	1,657
259,435	281,882	300,646	322,144	346,682	346,591	367,099	409,250
9.606	9.891	9.954	10.062	10.109	8.563	8.240	9.520

Note : 1) Finance is based on settled accounts The figures of medical treatments are based on the Payment amount

2) Yearly contributions per included in government subsidies of insurance Finance cost(Health prevention expense) are included here

제II-9표  
Table II-9

직장가입자 보수 외 소득월액보험료 현황

Current statistics on monthly insurance premiums for employment provided policyholders based on income other than remuneration

(단위 : 천원, %)  
Unit : KRW 1,000, %

구 분 Division	인 원 Persons			보 험 료 Contribution			구 성 비 (%)	
	계 T	근로자 C.E.	공 · 교 G & T	계 T	근로자 C.E.	공 · 교 G & T	인 원 Person	보 험 료 Contribution
<b>계 Total</b>	<b>587,592</b>	<b>566,820</b>	<b>20,772</b>	<b>112,329,629</b>	<b>108,917,055</b>	<b>3,412,574</b>	<b>100</b>	<b>100</b>
3 만 5 천 원이하	181,925	175,635	6,290	2,995,354	2,893,021	102,333	30.96	2.67
35,001~40,000	23,315	22,667	648	874,108	849,753	24,355	3.97	0.78
40,001~50,000	48,988	47,736	1,252	2,203,487	2,147,338	56,149	8.34	1.96
50,001~100,000	129,574	125,122	4,452	9,082,895	8,762,848	320,046	22.05	8.09
100,001~150,000	54,575	52,170	2,405	6,696,551	6,400,263	296,288	9.29	5.96
150,001~200,000	33,184	31,780	1,404	5,753,872	5,509,991	243,881	5.65	5.12
200,001~300,000	37,729	36,058	1,671	9,212,236	8,802,754	409,482	6.42	8.20
300,001~400,000	20,307	19,475	832	7,019,575	6,733,691	285,884	3.46	6.25
400,001~500,000	12,266	11,787	479	5,475,852	5,262,482	213,370	2.09	4.87
500,001~600,000	8,613	8,284	329	4,702,460	4,522,606	179,854	1.47	4.19
600,001~700,000	5,858	5,642	216	3,795,526	3,655,913	139,613	1.00	3.38
700,001~800,000	4,109	3,963	146	3,068,816	2,960,090	108,726	0.70	2.73
800,001~900,000	3,504	3,397	107	2,971,738	2,881,224	90,514	0.60	2.65
900,001~1,000,000	2,525	2,438	87	2,391,904	2,309,382	82,522	0.43	2.13
1,000,001~1,100,000	2,103	2,038	65	2,204,444	2,136,169	68,275	0.36	1.96
1,100,001~1,200,000	1,887	1,832	55	2,174,226	2,111,196	63,030	0.32	1.94
1,200,001~1,300,000	1,549	1,510	39	1,932,160	1,883,500	48,660	0.26	1.72
1,300,001~1,400,000	1,200	1,157	43	1,618,162	1,560,326	57,836	0.20	1.44
1,400,001~1,500,000	1,050	1,025	25	1,522,356	1,486,162	36,194	0.18	1.36
1,500,001~1,600,000	928	913	15	1,437,525	1,414,287	23,238	0.16	1.28
1,600,001~1,700,000	812	794	18	1,339,417	1,309,928	29,489	0.14	1.19
1,700,001~1,800,000	711	696	15	1,242,861	1,216,843	26,018	0.12	1.11
1,800,001~1,900,000	801	782	19	1,478,160	1,442,996	35,164	0.14	1.32
1,900,001~2,000,000	560	548	12	1,091,907	1,068,448	23,459	0.10	0.97
2,000,001~2,100,000	493	487	6	1,009,633	997,289	12,344	0.08	0.90
2,100,001~2,200,000	490	478	12	1,054,586	1,028,643	25,944	0.08	0.94
2,200,001~2,300,000	389	381	8	875,297	857,426	17,870	0.07	0.78
2,300,001~2,400,000	350	341	9	821,658	800,355	21,303	0.06	0.73
2,400,001~2,500,000	350	343	7	857,661	840,469	17,192	0.06	0.76
2,500,001~2,600,000	364	355	9	928,667	905,774	22,893	0.06	0.83
2,600,001~2,700,000	276	270	6	731,689	715,730	15,959	0.05	0.65
2,700,001~2,800,000	288	285	3	792,225	784,000	8,225	0.05	0.71
2,800,001~2,900,000	246	239	7	700,805	680,836	19,969	0.04	0.62
2,900,001~3,000,000	247	245	2	727,767	721,856	5,911	0.04	0.65
300 만원 초과	6,026	5,947	79	21,544,049	21,263,464	280,585	1.03	19.18

주 : 1) 연도말 부과보험료 기준

2) 연간 보수 외 소득이 2,000 만원을 초과한 직장가입자

3) 임의계속가입자 포함

Notes : 1) Based on the insurance premium computed at the end of the year

2) Applicable to employment provided policyholders whose annual income other than remuneration is more than 20 million won

3) Voluntarily and continuously insured persons have been included.

제II-10표  
Table II-10

연도별 정부 지원금 현황  
Government Subsidies of Health Insurance by Year

(단위 : 천원)  
Unit : KRW 1,000

구 분 Year	정부지원금계 Total	지 역 국 고 지 원 금 Government Subsidies for the self-employed			담 배 부 담 금 Surcharge on Tobacco		
		계 Sub-total	관리재정 Finance for Administration	보험재정 Finance for Insurance Benefits	계 Sub-total	지역배분금 Allotment for the self-employed	직장배분금 Allotment for the employed
1992	592,440,184	592,440,184	165,286,368	427,153,816	-	-	-
1993	638,149,263	638,149,263	175,303,525	462,845,738	-	-	-
1994	692,406,677	692,406,677	184,872,373	507,534,304	-	-	-
1995	755,319,182	755,319,182	193,410,978	561,908,204	-	-	-
1996	872,304,434	872,304,434	217,112,293	655,192,141	-	-	-
1997	995,353,169	995,353,169	235,196,173	760,156,996	-	-	-
1998	1,076,025,606	1,076,025,606	223,777,828	852,247,778	-	-	-
1999	1,165,620,667	1,165,620,667	180,055,000	985,565,667	-	-	-
2000	1,552,746,000	1,552,746,000	171,779,000	1,380,967,000	-	-	-
2001	2,624,979,558	2,624,979,558	158,419,558	2,466,560,000	-	-	-
2002	3,013,934,364	2,574,723,000	129,883,000	2,444,840,000	439,211,364	197,645,114	241,566,250
2003	3,423,829,000	2,779,241,000	136,361,000	2,642,880,000	644,588,000	286,197,072	358,390,928
2004	3,482,965,000	2,856,652,000	140,452,000	2,716,200,000	626,313,000	268,061,964	358,251,036
2005	3,694,802,000	2,769,500,000	126,500,000	2,643,000,000	925,302,000	374,747,310	550,554,690
2006	3,816,190,000	2,869,770,000	113,270,000	2,756,500,000	966,420,000	367,239,600	599,180,400
2007	3,671,794,907	2,704,200,000	-	2,704,200,000	967,594,907	-	-
2008	4,026,244,600	3,002,299,600	-	3,002,299,600	1,023,945,000	-	-
2009	4,682,831,080	3,656,585,080	-	3,656,585,080	1,026,246,000	-	-
2010	4,856,096,000	3,793,034,000	-	3,793,034,000	1,063,062,000	-	-
2011	5,028,322,763	4,071,546,000	-	4,071,546,000	956,776,763	-	-
2012	5,343,180,300	4,335,900,000	-	4,335,900,000	1,007,280,300	-	-
2013	5,799,355,000	4,800,744,000	-	4,800,744,000	998,611,000	-	-
2014	6,314,933,000	5,295,798,000	-	5,295,798,000	1,019,135,000	-	-
2015	7,090,180,000	5,571,650,000	-	5,571,650,000	1,518,530,000	-	-
2016	7,091,671,000	5,200,262,000	-	5,200,262,000	1,891,409,000	-	-
2017	6,774,705,000	4,873,623,000	-	4,873,623,000	1,901,082,000	-	-
2018	7,070,427,632	5,190,335,632	-	5,190,335,632	1,880,092,000	-	-
2019	7,767,162,000	5,958,923,000	-	5,958,923,000	1,808,239,000	-	-
2020	9,215,191,000	7,335,099,000	-	7,335,099,000	1,880,092,000	-	-
2021	9,558,935,000	7,642,285,000	-	7,642,285,000	1,916,650,000	-	-
2022	10,486,168,000	8,671,228,000	-	8,671,228,000	1,814,940,000	-	-

주 : 1) 결산기준

2) 2006년까지 지역재정 지원 국고지원금이 재정건전화특별법 만료로 2007년부터 총재정에 지원

3) 2007년부터 국민건강증진법 부칙 제 7 조 제 2 항에 의거 국민증진기금에서 지원받은 금액은 국민건강보험법 제 108 조 제 4 항의 각호의 사업에 지원함에 따라 지역 및 직장 배분금 구분 없음

Note : 1) Based on the Settlement of Accounts

2) Since the special act for financial stabilization expired on Dec.31, 2006, there has been no government subsidy on administration.

3) From 2007, According to the supplementary provision sub-section2 of article 7 in the Promotion Act, the amount received by the national National Health the national health promotion fund is provided for the projects each of which is specified in sub-section4 of article 108 in the national health insurance act. Therefore there is no distinction in the distribution funds between Ji-Yeok(self-employed) and Jik-Jang(employee)





## 제III편

# 건강보험 진료현황

Benefits in Health Insurance




## 제1장

NHIS Service benefits

# 국민건강보험공단 진료현황





A decorative graphic featuring a large, thick gray ring in the center. Surrounding the ring are several icons and circles of varying sizes and shades of gray. At the top, there is a small circular icon with a bar chart and a line graph. To the right, there is a circular icon containing a checklist with three checkmarks and a pencil. At the bottom, there is a circular icon with a target symbol. Below the target icon, there is a small icon of a clipboard with a checklist and a pencil. The background is white with scattered gray circles and dots of different sizes.

# 건강보험 수가인상률

## 건강보험 수가인상률

(Rate of Adjustment for Medical Fee in the Insurance Scheme)

시 행 일 (The date of operation)	조 정 률 (%)	시 행 일 (The date of operation)	조 정 률 (%)
1979. 1. 1	20.75	2001. 1. 1	7.08
1979. 7. 1	11.14	2002. 4. 1	△2.90(인하)
1980. 5.10	19.38	2003. 1. 1	2.97
1981. 6.15	16.60	2004. 1. 1	2.65
1982. 6. 1	7.10	2005. 1. 1	2.99
1983.10. 1	4.00	2006. 1. 1	3.58
1985. 3. 1	3.00	2007. 1. 1	2.30
1986. 6. 1	3.00	2008. 1. 1	1.94
1988. 2.15	12.2	2009. 1. 1	2.22
1989. 7. 1	9.00	2010. 1. 1	2.05
1990. 2. 1	7.00	2011. 1. 1	1.64
1991. 7. 1	8.00	2012. 1. 1	2.20
1992. 4. 1	5.98	2013. 1. 1	2.36
1993. 3. 1	5.00	2014. 1. 1	2.36
1994. 8. 1	5.80	2015. 1. 1	2.20
1995. 4. 1	5.80	2016. 1. 1	1.99
1995.12.10	11.82	2017. 1. 1	2.37
1997. 1. 6	5.00	2018. 1. 1	2.28
1997. 9. 1	9.00	2019. 1. 1	2.37
1998. 7. 1	3.50	2020. 1. 1	2.29
1999.11.15 (약가인하)	9.00	2021. 1. 1	1.99
2000. 4. 1	6.00	2022. 1. 1	2.09
2000. 7. 1 (의약분업실시)	9.20	2023. 1. 1	1.98
2000. 9.15.	6.50		

## 요양기관 유형별 환산지수 (Unit Price by type of provider)

(단위 : %, 원)

시행일 (Date)	유형 (Type)	병원 (Hospital)	의원 (Clinic)	치과 (Dental)	한방 (Korean medicine)	약국 (Pharmacy)	보건기관 (Health center)	조산원 (Maternity center)
2013.1.	인상 (평균2.36%) 환산지수 (Unit Price)	2.2 67.5	2.4 70.1	2.7 73.8	2.7 72.5	2.9 70.8	2.1 69.1	2.6 106.9
2014.1.	인상 (평균2.36%) 환산지수 (Unit Price)	1.9 68.8	3.0 72.2	2.7 75.8	2.6 74.4	2.8 72.8	2.7 71.0	2.9 110.0
2015.1.	인상 (평균2.20%) 환산지수 (Unit Price)	1.7 70.0	3.0 74.4	2.2 77.5	2.1 76.0	3.1 75.1	2.9 73.1	3.2 113.5
2016.1.	인상 (평균1.99%) 환산지수 (Unit Price)	1.4 71.0	2.9 76.6	1.9 79.0	2.2 77.7	3.0 77.4	2.5 74.9	3.2 117.1
2017.1.	인상 (평균2.37%) 환산지수 (Unit Price)	1.8 72.3	3.1 79.0	2.4 80.9	3.0 80.0	3.5 80.1	2.9 77.1	3.7 121.4
2018.1.	인상 (평균2.28%) 환산지수 (Unit Price)	1.7 73.5	3.1 81.4	2.7 83.1	2.9 82.3	2.9 82.4	2.8 79.3	3.4 125.5
2019.1.	인상 (평균2.37%) 환산지수 (Unit Price)	2.1 74.9	2.7 83.4	2.1 84.8	3.0 84.8	3.1 85.0	2.8 81.5	3.7 130.1
2020.1.	인상 (평균2.29%) 환산지수 (Unit Price)	1.7 76.2	2.9 85.8	3.1 87.4	3.0 87.3	3.5 88.0	2.8 83.8	3.9 135.2
2021.1.	인상 (평균1.99%) 환산지수 (Unit Price)	1.6 77.3	2.4 87.6	1.5 88.7	2.9 89.8	3.3 90.9	2.8 86.1	3.8 140.3
2022.1.	인상 (평균2.09%) 환산지수 (Unit Price)	1.4 78.4	3.0 90.2	2.2 90.7	3.1 92.6	3.6 94.2	2.8 88.5	4.1 146.1
2023.1.	인상 (평균 %) 환산지수 (Unit Price)	1.6 79.7	2.1 92.1	2.5 93.0	3.0 95.4	3.6 97.6	2.8 91.0	4.0 151.9

제III-1표  
Table III-1

연도별 보험  
Benefits

구 분			2009	2010	2011	2012	2013
총 계 Total	건 수	Cases	1,210,523,505	1,255,867,542	1,280,066,253	1,363,271,451	1,368,207,434
	금 액	Amount	29,969,705,166	33,796,461,109	36,055,953,966	37,334,056,982	39,862,091,297
현물급여 Benefits in kind	건 수	Cases	1,209,833,052	1,255,244,822	1,279,231,642	1,362,392,695	1,367,252,386
	금 액	Amount	29,641,549,530	33,299,560,496	35,448,423,077	36,674,442,901	39,123,173,854
- 요양급여 Medical Benefits	건 수	Cases	1,197,824,728	1,230,276,703	1,252,312,986	1,333,954,447	1,338,043,942
	금 액	Amount	28,916,433,592	32,496,847,128	34,565,208,399	35,714,595,778	38,124,824,337
(본인부담액상한제 초과 사전급여) (Advance payments in the co-payment ceiling system)	건 수	Cases	(181,303)	(163,138)	(236,743)	(311,420)	(408,717)
	금 액	Amount	(100,946,332)	(85,003,560)	(115,788,104)	(147,807,057)	(187,699,372)
- 건강검진비 Physical check-ups costs	건 수	Cases	12,008,324	24,968,119	26,918,656	28,438,248	29,208,444
	금 액	Amount	725,115,938	802,713,368	883,214,678	959,847,123	998,349,517
현금급여 Cash benefits	건 수	Cases	690,453	622,720	834,611	878,756	955,048
	금 액	Amount	328,155,636	496,900,613	607,530,889	659,614,081	738,917,443
- 요양비 Medical care costs	건 수	Cases	57,923	63,402	75,027	88,361	106,348
	금 액	Amount	21,276,452	21,676,681	20,204,684	20,076,151	22,482,010
- 장제비 Funeral allowances	건 수	Cases	440	111	-	-	-
	금 액	Amount	110,000	27,750	-	-	-
- 본인부담액보상금 Compensation reimbursement	건 수	Cases	4,679	1,683	855	714	347
	금 액	Amount	571,997	241,413	149,446	120,532	52,984
- 장애인보조기기 Benefits for the appliances of the disabled	건 수	Cases	77,106	66,132	68,125	64,407	71,350
	금 액	Amount	34,286,658	28,902,450	27,180,231	27,362,806	32,306,026
(본인부담액상한제 초과 사후환급금) (Reimbursement in the co-payment ceiling system)	건 수	Cases	550,305	491,392	690,604	725,274	777,003
	금 액	Amount	168,994,239	326,838,077	393,557,912	401,644,555	446,439,435
- 임신·출산 진료비 Prenatal care costs	금 액	Amount	102,916,289	119,214,241	166,438,616	210,410,037	237,636,988

주 : 1) 지급일 기준 2) 반올림 관계로 총계와 내용의 합이 다를 수 있음

3) 가정산소(2006 년 신설), 출산비, 제 1 형당노병환자 소모성재료(2011.7 월 신설)는 요양비에 포함 4) 장제비는 2008.1.1. 폐지 됨

5) 본인부담상한제는 2004.7.1 신설, 사전급여는 요양급여비에 포함되어 현물급여로 구분, 사후환급금은 현금급여로 구분함

6) 임신·출산 진료비는 2008.12.15 신설.(예탁금 형식으로 "건수" 불가) 정보원 예탁금 출금일자 기준으로, 시도별 현금 급여 실적의 현황과 다를 수 있음

# 급여 지급현황

by Year

(단위 : 건, 천원)  
Unit : Case, KRW 1,000

2014	2015	2016	2017	2018	2019	2020	2021	2022
1,393,912,709	1,389,266,897	1,434,276,197	1,452,720,186	1,475,254,622	1,516,941,079	1,321,183,845	1,306,717,932	1,478,729,112
42,585,537,794	45,729,938,090	50,890,665,831	54,624,888,007	61,669,514,244	68,715,480,990	69,351,401,274	74,606,633,465	81,525,988,634
1,393,024,966	1,388,116,877	1,432,779,303	1,451,009,006	1,473,168,078	1,514,027,614	1,317,518,831	1,302,312,440	1,474,128,155
41,898,689,635	44,581,972,903	49,705,464,669	53,321,691,838	60,141,057,023	66,830,816,220	67,103,361,385	71,992,388,049	78,709,374,775
1,361,389,868	1,353,836,231	1,395,962,679	1,413,292,773	1,434,845,372	1,472,554,923	1,277,721,439	1,259,810,453	1,429,673,359
40,792,084,152	43,340,393,641	48,323,906,801	51,822,512,049	58,583,552,245	65,167,410,487	65,474,196,860	70,165,433,687	76,724,969,984
(354,425)	(390,722)	(464,520)	(526,472)	(562,357)	(473,631)	(214,196)	(123,396)	(127,413)
(158,245,621)	(182,212,657)	(221,611,959)	(254,027,564)	(283,404,683)	(259,627,201)	(172,759,117)	(156,387,423)	(169,147,294)
31,635,098	34,280,646	36,816,624	37,716,233	38,322,706	41,472,691	39,797,392	42,501,987	44,454,796
1,106,605,483	1,241,579,262	1,381,557,868	1,499,179,789	1,557,504,778	1,663,405,733	1,629,164,525	1,826,954,362	1,984,404,791
887,743	1,150,020	1,496,894	1,711,180	2,086,544	2,913,465	3,665,014	4,405,492	4,600,957
686,848,159	1,147,965,187	1,185,201,162	1,303,196,169	1,528,457,221	1,884,664,770	2,248,039,889	2,614,245,416	2,816,613,859
115,440	144,492	466,895	632,313	791,250	1,159,889	1,563,868	1,787,784	2,126,432
22,267,117	23,617,200	53,948,767	76,793,610	100,389,220	145,949,997	183,815,874	213,670,293	254,632,412
-	-	-	-	-	-	-	-	-
-	-	-	-	-	-	-	-	-
160	10	2	2	-	5	-	-	-
25,926	882	842	171	-	488	-	-	-
74,268	83,077	131,731	129,193	137,685	131,564	105,599	115,959	124,110
34,240,129	46,323,900	110,073,298	106,487,216	119,224,002	110,539,182	85,230,494	88,607,150	91,919,753
697,875	922,441	898,266	949,672	1,157,609	1,622,007	1,995,547	2,501,749	2,350,415
395,595,662	847,908,064	805,816,234	933,075,369	1,120,055,969	1,430,919,177	1,779,998,631	2,158,317,023	2,135,198,133
234,719,325	230,115,141	215,362,021	186,839,803	188,788,030	197,255,926	198,994,890	153,650,950	334,863,561

Note : 1) Based on the payment month 2) Rounding error can exist

3) Home oxygen (newly established in 2006), childbirth expenses, and consumable materials for patients with type 1 diabetes (newly established in July 2011) are included in healthcare expenses.

4) Funeral costs were repealed on January 1, 2008.

5) The co-payment ceiling system has been introduced since July 1, 2004. Advance payments in the co-payment system are included in cash benefits expenditure.

6) Prenatal care costs has been added in benefits owing to the creation of prenatal benefit program on December 15, 2008.

제III-2표  
Table III-2

시·군·구별 진료형태별  
Service Benefits by District

구 분 Division				진료실인원수 Patients	입내원일수 Visits	요양급여일수 Reimbursed Days	진료비 (천원) Medical Expense (1,000won)	급여비 (천원) Benefit (1,000won)
서울 Seoul	계 Total	합 소	계 Total	49,213,134	1,075,209,744	10,974,919,399	105,858,638,472	79,509,908,371
		-입 원	I.P	49,183,311	1,073,975,012	1,656,887,915	84,509,157,285	63,982,866,495
		-외 래	O.P	7,088,365	138,036,535	213,981,503	36,615,457,671	29,798,266,988
		약 국	P	48,992,979	935,938,477	1,442,906,412	47,893,699,615	34,184,599,508
		합 소	계 Total	46,966,125	499,934,883	9,318,031,484	21,349,481,187	15,527,041,876
		-입 원	I.P	8,996,880	190,517,422	1,967,068,189	18,669,673,929	13,952,052,850
		-외 래	O.P	8,992,882	190,495,583	288,590,909	14,990,794,140	11,273,891,765
		약 국	P	1,091,646	17,328,593	29,337,907	5,694,748,584	4,677,347,847
		합 소	계 Total	8,968,764	173,166,990	259,253,002	9,296,045,555	6,596,543,914
		-입 원	I.P	8,552,317	85,874,910	1,678,477,280	3,678,879,786	2,678,161,088
		-외 래	O.P					
		약 국	P					
		합 소	계 Total					
종로구 Jongno-gu		-입 원	I.P	137,833	2,816,134	30,456,431	295,204,530	219,365,693
		-외 래	O.P	137,767	2,815,891	4,317,322	238,839,610	178,261,958
		약 국	P	15,966	304,274	492,540	95,255,859	78,026,907
		합 소	계 Total	137,311	2,511,617	3,824,782	143,583,750	100,235,050
중구 Jung-gu		-입 원	I.P	128,549	1,178,712	26,139,109	56,364,921	41,103,735
		-외 래	O.P	121,921	2,587,905	27,191,665	268,422,794	200,608,017
		약 국	P	121,837	2,587,696	4,011,172	217,609,287	163,559,286
		합 소	계 Total	15,963	265,218	446,590	87,093,705	71,521,520
용산구 Yongsan-gu		-입 원	I.P	121,414	2,322,478	3,564,582	130,515,581	92,037,765
		-외 래	O.P	114,915	1,115,315	23,180,493	50,813,507	37,048,731
		약 국	P	206,638	4,231,946	44,718,309	431,306,653	321,176,820
		합 소	계 Total	206,516	4,231,646	6,560,451	349,462,097	261,567,562
성동구 Seongdong-gu		-입 원	I.P	25,202	411,018	681,995	136,020,759	112,086,390
		-외 래	O.P	205,847	3,820,628	5,878,456	213,441,338	149,481,172
		약 국	P	194,361	1,820,629	38,157,858	81,844,556	59,609,257
		합 소	계 Total	269,268	5,833,805	58,924,293	570,795,143	424,276,439
광진구 Gwangjin-gu		-입 원	I.P	269,070	5,833,007	8,751,088	460,032,415	343,688,941
		-외 래	O.P	35,119	514,830	879,695	175,521,256	144,133,742
		약 국	P	268,230	5,318,177	7,871,393	284,511,159	199,555,199
		합 소	계 Total	255,887	2,666,835	50,173,205	110,762,728	80,587,498
광진구 Gwangjin-gu		-입 원	I.P	325,271	6,662,844	67,581,474	642,695,717	477,269,640
		-외 래	O.P	325,148	6,662,056	10,064,546	515,704,912	385,018,929
		약 국	P	37,931	545,629	943,241	186,241,218	152,065,584
		합 소	계 Total	324,425	6,116,427	9,121,305	329,463,694	232,953,344
동대문구 Dongdaemun-gu		-입 원	I.P	309,174	3,090,389	57,516,928	126,990,805	92,250,711
		-외 래	O.P	321,310	6,962,641	72,957,011	699,250,719	522,467,197
		약 국	P	321,193	6,961,907	10,994,368	561,645,664	422,625,032
		합 소	계 Total	42,225	688,081	1,176,346	228,583,625	187,385,064
중랑구 Jungnang-gu		-입 원	I.P	320,213	6,273,826	9,818,022	333,062,039	235,239,968
		-외 래	O.P	304,018	3,121,750	61,962,643	137,605,055	99,842,165
		약 국	P	358,258	8,245,860	85,249,433	808,569,843	607,873,554
		합 소	계 Total	358,091	8,244,700	12,287,080	646,896,619	490,473,050
성북구 Seongbuk-gu		-입 원	I.P	49,604	785,933	1,361,132	255,193,678	210,480,264
		-외 래	O.P	357,183	7,458,767	10,925,948	391,702,941	279,992,786
		약 국	P	342,119	3,786,972	72,962,353	161,673,225	117,400,505
		합 소	계 Total	406,933	8,591,946	91,175,348	852,553,835	636,856,245
강북구 Gangbuk-gu		-입 원	I.P	406,708	8,591,077	12,986,600	680,384,701	511,504,848
		-외 래	O.P	50,341	802,150	1,403,221	266,854,443	218,417,427
		약 국	P	405,653	7,788,927	11,583,379	413,530,258	293,087,421
		합 소	계 Total	386,930	3,901,840	78,188,748	172,169,134	125,351,396
강북구 Gangbuk-gu		-입 원	I.P	268,113	6,225,513	67,917,170	627,700,209	472,776,716
		-외 래	O.P	267,973	6,224,891	9,273,436	498,713,327	379,137,338
		약 국	P	37,178	628,378	1,066,559	202,681,063	166,030,400
		합 소	계 Total	267,192	5,596,513	8,206,877	296,032,265	213,106,937
도봉구 Dobong-gu		-입 원	I.P	255,896	2,831,741	58,643,734	128,986,881	93,639,379
		-외 래	O.P	290,308	6,491,468	72,206,693	642,455,349	483,999,334
		약 국	P	290,209	6,490,796	9,882,552	505,772,334	384,549,591
		합 소	계 Total	38,187	620,022	1,040,989	202,158,504	166,889,342
도봉구 Dobong-gu		-외 래	O.P	289,403	5,870,774	8,841,563	303,613,831	217,660,249
		약 국	P	277,835	2,960,280	62,324,141	136,683,014	99,449,743

주 : 1) 진료일 기준

2) 연도말 주민등록 주소지 기준

3) 반올림 관계로 합계와 내용의 합이 다를 수 있음

4) 약국의 처방조제 입내원일수는 합계의 입내원일수에서 제외함

# 진료현황(총계)

## and Benefit Type (Total)

(단위 : 명, 일)  
Unit : Person, Day

구 분 Division				진료실인원수 Patients	입내원일수 Visits	요양급여일수 Reimbursed Days	진료비 (천원) Medical Expense (1,000won)	급여비 (천원) Benefit (1,000won)
노 원 구 Nowon-gu	합 계	Total		466,024	9,974,293	105,700,976	964,635,455	729,251,951
	소 계	S-Total		465,772	9,973,331	14,842,755	764,607,367	583,542,210
	-입원	I.P		55,247	894,732	1,478,114	294,561,847	244,700,045
	-외래	O.P		464,603	9,078,599	13,364,641	470,045,520	338,842,165
	약국	P		445,939	4,643,709	90,858,221	200,028,088	145,709,741
은 평 구 Eunpyeong-gu	합 계	Total		434,970	9,814,680	101,667,595	961,906,816	722,420,740
	소 계	S-Total		434,812	9,813,636	14,571,524	765,257,182	578,888,218
	-입원	I.P		53,343	903,936	1,493,818	292,133,745	239,889,138
	-외래	O.P		433,665	8,909,700	13,077,706	473,123,438	338,999,080
	약국	P		415,618	4,470,266	87,096,071	196,649,633	143,532,523
서 대 문 구 Seodaemun-gu	합 계	Total		292,862	6,287,860	65,445,815	620,454,919	463,026,117
	소 계	S-Total		292,723	6,287,121	9,490,452	494,255,165	370,698,872
	-입원	I.P		33,379	612,160	1,000,500	190,642,697	156,179,593
	-외래	O.P		291,869	5,674,961	8,489,952	303,612,467	214,519,279
	약국	P		277,837	2,822,206	55,955,363	126,199,754	92,327,245
마 포 구 Mapo-gu	합 계	Total		348,801	7,055,842	70,019,562	679,156,487	506,398,723
	소 계	S-Total		348,626	7,055,115	10,870,128	548,121,858	410,627,537
	-입원	I.P		37,151	625,245	1,036,438	199,231,249	163,136,576
	-외래	O.P		347,697	6,429,870	9,833,690	348,890,609	247,490,961
	약국	P		330,949	3,161,267	59,149,434	131,034,628	95,771,187
양 천 구 Yangcheon-gu	합 계	Total		416,748	8,798,540	89,677,986	844,617,082	630,036,958
	소 계	S-Total		416,526	8,797,694	12,905,745	675,944,102	506,827,931
	-입원	I.P		49,455	754,508	1,285,114	258,768,809	211,647,250
	-외래	O.P		415,539	8,043,186	11,620,631	417,175,293	295,180,681
	약국	P		398,142	4,009,132	76,772,241	168,672,980	123,209,027
강 서 구 Gangseo-gu	합 계	Total		532,600	11,230,396	113,713,929	1,103,585,474	827,544,072
	소 계	S-Total		532,449	11,229,345	16,574,771	887,461,788	669,757,585
	-입원	I.P		67,669	996,522	1,699,865	338,891,688	276,084,847
	-외래	O.P		531,051	10,232,823	14,874,906	548,570,100	393,672,738
	약국	P		508,937	5,191,513	97,139,158	216,123,687	157,786,487
구 로 구 Guro-gu	합 계	Total		396,438	8,702,605	89,489,675	874,003,743	656,611,971
	소 계	S-Total		396,281	8,701,609	12,834,427	701,244,677	530,607,850
	-입원	I.P		52,673	861,582	1,476,694	286,369,631	234,824,720
	-외래	O.P		395,059	7,840,027	11,357,733	414,875,045	295,783,129
	약국	P		378,581	4,043,513	76,655,248	172,759,066	126,004,122
금 천 구 Geumcheon-gu	합 계	Total		229,606	4,884,962	52,551,368	505,179,190	380,826,569
	소 계	S-Total		229,499	4,884,146	7,218,287	404,545,305	307,496,807
	-입원	I.P		31,256	513,425	882,884	168,585,251	139,011,865
	-외래	O.P		228,799	4,370,721	6,335,403	235,960,054	168,484,942
	약국	P		218,934	2,322,588	45,333,081	100,633,885	73,329,762
영 등 포 구 Yeongdeungpo-gu	합 계	Total		381,734	7,942,490	81,073,249	795,325,052	593,260,049
	소 계	S-Total		381,619	7,941,341	11,718,967	642,390,919	482,157,355
	-입원	I.P		49,728	743,971	1,269,197	249,594,124	205,094,807
	-외래	O.P		380,506	7,197,370	10,449,770	392,796,795	277,062,549
	약국	P		362,276	3,588,666	69,354,282	152,934,133	111,102,694
동 작 구 Dongjak-gu	합 계	Total		363,829	7,661,887	78,848,542	757,040,026	565,107,054
	소 계	S-Total		363,697	7,661,029	11,727,248	612,203,030	459,866,578
	-입원	I.P		43,347	686,543	1,152,938	233,246,111	192,692,397
	-외래	O.P		362,739	6,974,486	10,574,310	378,956,919	267,174,181
	약국	P		345,445	3,382,402	67,121,294	144,836,996	105,240,477
관 악 구 Gwanak-gu	합 계	Total		460,804	9,413,809	94,103,313	919,695,934	691,180,694
	소 계	S-Total		460,613	9,412,607	14,598,847	744,014,963	563,543,780
	-입원	I.P		56,612	861,290	1,445,662	282,795,254	233,303,577
	-외래	O.P		459,455	8,551,317	13,153,185	461,219,709	330,240,203
	약국	P		435,882	4,215,506	79,504,466	175,680,971	127,636,914
서 초 구 Seocho-gu	합 계	Total		388,718	7,735,697	79,009,808	743,000,391	547,505,089
	소 계	S-Total		388,527	7,735,008	12,146,507	604,672,191	447,047,855
	-입원	I.P		41,204	638,218	1,067,678	209,654,560	171,958,842
	-외래	O.P		387,514	7,096,790	11,078,829	395,017,630	275,089,013
	약국	P		366,259	3,281,533	66,863,301	138,328,200	100,457,234

Note : 1) Based on the Treatment Month  
2) Based on the resident place  
3) Rounding error can exist  
4) The visit days to drug store with prescription are excluded from the Total

제Ⅲ-2표  
Table III-2

시·군·구별 진료형태별  
Service Benefits by District

구 분 Division				진료실인원수 Patients	입내원일수 Visits	요양급여일수 Reimbursed Days	진료비 (천원) Medical Expense (1,000won)	급여비 (천원) Benefit (1,000won)
강 남 구 Gangnam-gu	합 계	Total		512,043	9,859,698	102,526,534	948,570,894	696,020,867
	소 계	S-Total		511,744	9,858,431	15,684,759	768,300,318	564,887,911
	-입 원	I,P		52,383	800,926	1,377,082	259,055,180	211,187,755
	-외 래	O,P		510,551	9,057,505	14,307,677	509,245,139	353,700,157
	약 국	P		481,119	4,170,016	86,841,775	180,270,575	131,132,955
송 파 구 Songpa-gu	합 계	Total		629,612	13,013,911	129,777,768	1,212,033,920	900,407,662
	소 계	S-Total		629,384	13,012,004	19,714,179	974,995,231	727,892,345
	-입 원	I,P		67,606	1,061,144	1,788,987	331,790,340	271,789,700
	-외 래	O,P		627,832	11,950,860	17,925,192	643,204,891	456,102,645
	약 국	P		599,862	5,878,620	110,063,589	237,038,689	172,515,317
강 동 구 Gangdong-gu	합 계	Total		436,238	9,490,690	95,084,242	901,513,754	675,784,679
	소 계	S-Total		436,098	9,489,499	14,563,698	727,719,078	549,662,396
	-입 원	I,P		52,877	808,858	1,390,628	263,823,988	218,810,095
	-외 래	O,P		435,014	8,680,641	13,173,070	463,895,090	330,852,300
	약 국	P		416,853	4,219,510	80,520,544	173,794,675	126,122,283
부 산 Busan	합 계	Total		<b>3,086,827</b>	<b>76,966,631</b>	<b>761,843,211</b>	<b>7,619,421,468</b>	<b>5,733,945,489</b>
	소 계	S-Total		<b>3,085,465</b>	<b>76,943,967</b>	<b>123,285,866</b>	<b>6,142,866,952</b>	<b>4,660,662,841</b>
	-입 원	I,P		<b>506,149</b>	<b>12,946,362</b>	<b>18,279,204</b>	<b>2,950,123,612</b>	<b>2,376,485,919</b>
	-외 래	O,P		<b>3,065,546</b>	<b>63,997,605</b>	<b>105,006,662</b>	<b>3,192,743,339</b>	<b>2,284,176,925</b>
	약 국	P		<b>2,942,737</b>	<b>33,073,954</b>	<b>638,557,345</b>	<b>1,476,554,515</b>	<b>1,073,282,645</b>
중 구 Jung-gu	합 계	Total		35,611	977,641	10,026,804	100,950,071	75,892,825
	소 계	S-Total		35,590	977,544	1,615,104	82,134,579	62,292,148
	-입 원	I,P		6,426	194,671	266,175	42,610,433	34,321,012
	-외 래	O,P		35,267	782,873	1,348,929	39,524,145	27,971,136
	약 국	P		33,623	394,152	8,411,700	18,815,492	13,600,677
서 구 Seo-gu	합 계	Total		95,664	2,674,756	26,462,178	272,979,796	205,629,516
	소 계	S-Total		95,592	2,674,493	4,103,230	220,255,821	167,150,537
	-입 원	I,P		16,815	512,419	696,384	112,094,005	90,202,450
	-외 래	O,P		94,796	2,162,074	3,406,846	108,161,816	76,948,087
	약 국	P		90,895	1,100,237	22,358,948	52,723,975	38,478,980
동 구 Dong-gu	합 계	Total		77,379	2,141,601	21,876,724	220,642,375	166,571,101
	소 계	S-Total		77,344	2,141,295	3,428,368	177,481,448	135,077,592
	-입 원	I,P		14,466	424,735	581,714	92,498,288	74,559,534
	-외 래	O,P		76,690	1,716,560	2,846,654	84,983,160	60,518,058
	약 국	P		73,482	883,900	18,448,356	43,160,927	31,493,508
영 도 구 Yeongdo-gu	합 계	Total		96,743	2,969,905	29,403,988	309,845,316	234,975,212
	소 계	S-Total		96,678	2,969,598	4,663,383	250,170,673	191,435,870
	-입 원	I,P		18,714	621,655	841,779	134,072,783	107,912,885
	-외 래	O,P		95,735	2,347,943	3,821,604	116,097,890	83,522,985
	약 국	P		92,394	1,225,850	24,740,605	59,674,643	43,539,342
부 산 진 구 Busanjin-gu	합 계	Total		329,957	8,234,342	81,470,400	828,165,778	622,186,582
	소 계	S-Total		329,832	8,233,277	13,488,178	668,948,560	506,706,960
	-입 원	I,P		56,304	1,385,050	1,961,346	325,490,975	262,373,344
	-외 래	O,P		327,788	6,848,227	11,526,832	343,457,585	244,333,616
	약 국	P		313,946	3,511,902	67,982,222	159,217,218	115,479,622
동 래 구 Dongnae-gu	합 계	Total		257,654	6,307,862	61,092,136	608,868,463	457,835,775
	소 계	S-Total		257,575	6,306,986	10,133,914	492,476,334	373,531,406
	-입 원	I,P		41,633	992,551	1,414,890	230,403,355	185,859,034
	-외 래	O,P		256,010	5,314,435	8,719,024	262,072,979	187,672,373
	약 국	P		245,679	2,689,487	50,958,222	116,392,129	84,304,369
남 구 Nam-gu	합 계	Total		242,082	6,152,676	61,379,109	597,438,099	449,144,963
	소 계	S-Total		242,014	6,152,135	10,151,423	481,439,413	364,850,729
	-입 원	I,P		37,074	968,522	1,378,268	223,981,413	180,531,050
	-외 래	O,P		240,526	5,183,613	8,773,155	257,458,000	184,319,679
	약 국	P		230,194	2,605,104	51,227,686	115,998,686	84,294,234
북 구 Buk-gu	합 계	Total		254,970	6,063,594	61,027,421	598,065,464	447,627,371
	소 계	S-Total		254,873	6,061,680	9,752,851	481,209,624	362,685,472
	-입 원	I,P		38,925	964,985	1,397,687	227,176,880	182,004,970
	-외 래	O,P		253,321	5,096,695	8,355,164	254,032,744	180,680,503
	약 국	P		243,355	2,631,229	51,274,570	116,855,840	84,941,899

주 : 1) 진료일 기준  
 2) 연도말 주민등록 주소지 기준  
 3) 반올림 관계로 합계와 내용의 합이 다를 수 있음  
 4) 약국의 처방조제 입내원일수는 합계의 입내원일수에서 제외함



# 진료현황(총계) <계속>

and Benefit Type (Total) <Cont'd>

(단위 : 명, 일)

Unit : Person, Day

구 분 Division				진료실인원수 Patients	임내원일수 Visits	요양급여일수 Reimbursed Days	진료비 (천원) Medical Expense (1,000won)	급여비 (천원) Benefit (1,000won)
해운대구 Haeundae-gu	합계	Total		361,170	8,738,112	87,086,322	851,831,588	640,977,520
	소계	S-Total		361,041	8,736,094	13,761,797	685,055,544	519,286,416
	-입원	I.P		55,146	1,371,370	1,930,960	313,786,989	252,742,880
	-외래	O.P		358,914	7,364,724	11,830,837	371,268,554	266,543,537
	약국	P		344,345	3,746,990	73,324,525	166,776,044	121,691,103
사하구 Saha-gu	합계	Total		278,181	7,044,571	70,413,742	706,358,304	532,243,714
	소계	S-Total		278,034	7,043,605	10,840,964	566,606,754	430,548,592
	-입원	I.P		48,170	1,249,565	1,767,043	275,809,068	222,093,678
	-외래	O.P		276,133	5,794,040	9,073,921	290,797,686	208,454,914
	약국	P		266,191	3,160,437	59,572,778	139,751,550	101,695,122
금정구 Geumjeong-gu	합계	Total		206,815	5,348,511	52,727,822	515,007,825	388,479,515
	소계	S-Total		206,733	5,347,307	8,543,540	415,945,126	316,490,426
	-입원	I.P		32,899	955,694	1,314,852	202,586,590	162,472,910
	-외래	O.P		205,211	4,391,613	7,228,688	213,358,536	154,017,516
	약국	P		196,458	2,238,423	44,184,282	99,062,699	71,989,089
강서구 Gangseo-gu	합계	Total		141,329	3,004,071	26,611,593	286,842,732	215,197,863
	소계	S-Total		141,260	3,003,027	4,521,971	232,053,825	175,387,006
	-입원	I.P		23,257	433,031	661,841	104,883,804	85,190,476
	-외래	O.P		140,619	2,569,996	3,860,130	127,170,021	90,196,530
	약국	P		135,428	1,419,315	22,089,622	54,788,907	39,810,856
연제구 Yeonje-gu	합계	Total		190,175	4,745,162	47,123,412	463,318,673	348,134,148
	소계	S-Total		190,112	4,744,624	7,642,394	372,358,966	282,139,327
	-입원	I.P		31,419	784,035	1,110,457	176,767,371	141,984,441
	-외래	O.P		188,898	3,960,589	6,531,937	195,591,595	140,154,886
	약국	P		181,671	2,013,012	39,481,018	90,959,707	65,994,821
수영구 Suyeong-gu	합계	Total		162,484	4,097,507	40,873,103	408,243,460	307,083,997
	소계	S-Total		162,344	4,097,102	7,018,298	331,830,463	251,637,652
	-입원	I.P		27,015	687,636	964,233	157,255,034	126,569,210
	-외래	O.P		161,287	3,409,466	6,054,065	174,575,429	125,068,442
	약국	P		153,965	1,648,681	33,854,805	76,412,997	55,446,345
사상구 Sasang-gu	합계	Total		187,819	4,649,049	47,542,921	479,715,995	360,124,774
	소계	S-Total		187,746	4,647,752	7,548,587	386,254,528	292,434,440
	-입원	I.P		32,234	822,701	1,161,571	194,317,374	156,733,554
	-외래	O.P		186,490	3,825,051	6,387,016	191,937,154	135,700,886
	약국	P		179,314	2,044,233	39,994,334	93,461,466	67,690,333
기장군 Gijang-gun	합계	Total		168,794	3,817,271	36,725,536	371,147,529	281,840,613
	소계	S-Total		168,697	3,807,448	6,071,864	298,645,294	229,008,268
	-입원	I.P		25,652	577,742	830,004	136,389,250	110,934,491
	-외래	O.P		167,861	3,229,706	5,241,860	162,256,045	118,073,777
	약국	P		161,797	1,761,002	30,653,672	72,502,235	52,832,345
대구 Daegu	합계	Total		2,214,415	49,970,788	511,100,438	4,820,683,724	3,618,974,233
	소계	S.T		2,213,655	49,966,399	73,330,855	3,835,044,919	2,901,151,448
	-입원	I.P		294,504	6,175,404	9,159,833	1,602,830,195	1,304,474,901
	-외래	O.P		2,205,052	43,790,995	64,171,022	2,232,214,726	1,596,676,547
	약국	P		2,118,193	24,037,211	437,769,583	985,638,803	717,822,785
중구 Jung-gu	합계	Total		75,160	1,680,438	17,097,568	170,582,668	129,006,695
	소계	S-Total		75,120	1,680,131	2,430,937	137,957,259	105,199,010
	-입원	I.P		10,552	241,574	347,397	62,154,879	50,997,316
	-외래	O.P		74,762	1,438,557	2,083,540	75,802,380	54,201,694
	약국	P		71,483	773,214	14,666,631	32,625,409	23,807,685
동구 Dong-gu	합계	Total		315,638	7,450,227	78,859,547	723,952,927	546,401,999
	소계	S-Total		315,445	7,449,340	11,345,721	568,735,668	433,360,234
	-입원	I.P		46,467	937,075	1,388,880	240,894,021	196,732,000
	-외래	O.P		314,123	6,512,265	9,956,841	327,841,647	236,628,234
	약국	P		302,883	3,668,498	67,513,826	155,217,259	113,041,765
서구 Seo-gu	합계	Total		144,547	3,770,249	40,471,920	381,770,598	288,891,716
	소계	S-Total		144,502	3,769,970	5,346,931	302,477,179	231,119,981
	-입원	I.P		21,252	560,182	806,606	142,732,136	116,122,446
	-외래	O.P		143,762	3,209,788	4,540,325	159,745,043	114,997,535
	약국	P		137,992	1,767,076	35,124,989	79,293,419	57,771,735

Note : 1) Based on the Treatment Month

2) Based on the resident place

3) Rounding error can exist

4) The visit days to drug store with prescription are excluded from the Total

제Ⅲ-2표  
Table III-2

시·군·구별 진료형태별  
Service Benefits by District

구 분 Division					진료실인원수 Patients	입내원일수 Visits	요양급여일수 Reimbursed Days	진료비 (천원) Medical Expense (1,000won)	급여비 (천원) Benefit (1,000won)
남	구	합	계	Total	126,486	3,124,623	33,555,248	316,663,220	237,970,798
	Nam-gu	소	계	S-Total	126,439	3,124,418	4,746,761	252,493,952	191,103,119
		-입	원	I.P	18,366	465,189	668,616	114,017,536	92,283,490
		-외	래	O.P	125,785	2,659,229	4,078,145	138,476,416	98,819,629
		약	국	P	120,241	1,441,041	28,808,487	64,169,267	46,867,679
북	구	합	계	Total	408,126	8,870,229	90,166,075	850,758,553	638,892,264
	Buk-gu	소	계	S-Total	407,987	8,869,483	12,860,111	675,526,936	510,807,733
		-입	원	I.P	53,367	1,060,484	1,584,677	275,912,115	224,527,722
		-외	래	O.P	406,533	7,808,999	11,275,434	399,614,821	286,280,010
		약	국	P	390,161	4,291,315	77,305,964	175,231,617	128,084,532
수	성	합	계	Total	386,467	8,540,838	86,393,549	798,731,732	597,940,462
	Suseong-gu	소	계	S-Total	386,374	8,540,375	12,544,842	638,230,389	481,139,119
		-입	원	I.P	46,498	986,733	1,439,717	250,853,462	203,613,515
		-외	래	O.P	384,950	7,553,642	11,105,125	387,376,927	277,525,604
		약	국	P	369,271	3,982,530	73,848,707	160,501,343	116,801,343
달	서	합	계	Total	504,629	11,131,635	112,387,290	1,067,883,802	796,629,848
	Dalseo-gu	소	계	S-Total	504,479	11,130,909	16,066,079	851,136,827	639,193,536
		-입	원	I.P	62,912	1,270,597	1,927,088	343,596,464	279,132,058
		-외	래	O.P	502,738	9,860,312	14,138,991	507,540,364	360,061,479
		약	국	P	482,853	5,418,866	96,321,211	216,746,974	157,436,311
달	성	합	계	Total	253,362	5,402,549	52,169,241	510,340,224	383,240,451
	Dalseong-gun	소	계	S-Total	253,309	5,401,773	7,989,473	408,486,709	309,228,716
		-입	원	I.P	35,090	653,570	996,852	172,669,582	141,066,354
		-외	래	O.P	252,399	4,748,203	6,992,621	235,817,128	168,162,362
		약	국	P	243,309	2,694,671	44,179,768	101,853,515	74,011,735
인	천	합	계	Total	2,831,335	58,973,139	602,522,343	5,839,239,463	4,385,351,054
	Incheon	소	계	S.T	2,830,061	58,958,104	89,229,765	4,656,301,044	3,526,146,113
		-입	원	I.P	390,188	6,304,011	10,132,616	1,958,480,356	1,606,548,290
		-외	래	O.P	2,821,882	52,654,093	79,097,149	2,697,820,691	1,919,597,822
		약	국	P	2,702,274	28,111,028	513,292,578	1,182,938,419	859,204,944
중	구	합	계	Total	146,886	2,796,812	28,501,697	282,473,674	212,725,902
	Jung-gu	소	계	S-Total	146,802	2,796,208	4,307,836	224,091,225	170,435,449
		-입	원	I.P	20,043	311,661	504,069	98,963,505	81,394,232
		-외	래	O.P	146,361	2,484,547	3,803,767	125,127,720	89,041,217
		약	국	P	140,135	1,344,409	24,193,861	58,382,449	42,290,453
동	구	합	계	Total	55,080	1,388,557	14,918,337	142,959,235	107,341,061
	Dong-gu	소	계	S-Total	55,053	1,388,439	2,073,839	112,861,651	85,692,459
		-입	원	I.P	8,739	179,864	273,349	53,695,084	43,754,197
		-외	래	O.P	54,835	1,208,575	1,800,490	59,166,568	41,938,262
		약	국	P	52,723	639,277	12,844,498	30,097,584	21,648,603
미	추	합	계	Total	381,206	8,399,153	87,618,337	866,453,592	654,038,243
	Michuhol -gu	소	계	S-Total	380,970	8,397,725	12,469,850	690,495,975	526,414,730
		-입	원	I.P	56,710	1,018,326	1,590,282	313,362,997	257,018,279
		-외	래	O.P	379,658	7,379,399	10,879,568	377,132,979	269,396,452
		약	국	P	363,470	3,997,751	75,148,487	175,957,616	127,623,513
연	수	합	계	Total	376,329	7,180,521	69,179,284	682,112,919	510,099,483
	Yeonsu-gu	소	계	S-Total	376,219	7,179,742	10,507,835	549,843,899	413,835,126
		-입	원	I.P	47,380	649,343	1,074,094	213,770,576	175,514,961
		-외	래	O.P	375,304	6,530,399	9,433,741	336,073,323	238,320,165
		약	국	P	358,435	3,384,314	58,671,449	132,269,020	96,264,357
남	동	합	계	Total	480,983	10,333,229	104,341,867	1,016,390,099	762,729,273
	Namdong-gu	소	계	S-Total	480,833	10,331,662	15,384,894	809,044,098	611,906,271
		-입	원	I.P	64,077	1,072,048	1,725,029	334,165,094	272,732,143
		-외	래	O.P	479,402	9,259,614	13,659,865	474,879,003	339,174,127
		약	국	P	460,201	4,980,522	88,956,973	207,346,002	150,823,003
부	평	합	계	Total	464,477	9,860,698	102,698,277	972,283,429	728,806,605
	Bupyeong-gu	소	계	S-Total	464,326	9,859,651	14,826,264	770,913,896	582,298,965
		-입	원	I.P	61,286	1,021,929	1,629,387	314,026,178	257,209,325
		-외	래	O.P	463,080	8,837,722	13,196,877	456,887,718	325,089,640
		약	국	P	443,986	4,722,682	87,872,013	201,369,534	146,507,641

주 : 1) 진료일 기준

2) 연도말 주민등록 주소지 기준

3) 반올림 관계로 합계와 내용의 합이 다를 수 있음

4) 약국의 처방조제 입내원일수는 합계의 입내원일수에서 제외함

# 진료현황(총계) <계속>

and Benefit Type (Total) <Cont'd>

(단위 : 명, 일)

Unit : Person, Day

구 분 Division				진료실인원수 Patients	입내원일수 Visits	요양급여일수 Reimbursed Days	진료비 (천원) Medical Expense (1,000won)	급여비 (천원) Benefit (1,000won)
계 양 구 Gyeyang-gu	합 계 소 계 -입원 -외래 약국	Total S-Total I.P O.P P		271,927	5,889,602	60,238,633	572,033,318	430,884,236
				271,715	5,888,673	8,469,498	454,964,917	345,725,679
				37,760	638,938	1,035,907	193,154,362	158,793,539
				270,954	5,249,735	7,433,591	261,810,556	186,932,140
				260,241	2,756,714	51,769,135	117,068,400	85,158,557
서 구 Seo-gu	합 계 소 계 -입원 -외래 약국	Total S-Total I.P O.P P		569,701	11,168,024	109,323,328	1,074,074,892	805,414,370
				569,482	11,166,221	16,046,801	861,593,574	651,282,889
				79,693	1,102,119	1,818,384	347,799,598	287,114,508
				567,979	10,064,102	14,228,417	513,793,976	364,168,380
				544,003	5,436,972	93,276,527	212,481,318	154,131,481
강 화 군 Ganghwa-gun	합 계 소 계 -입원 -외래 약국	Total S-Total I.P O.P P		65,198	1,549,674	20,262,838	179,868,015	135,244,939
				65,130	1,545,914	3,560,116	140,841,792	106,938,072
				11,162	235,565	364,052	66,892,570	54,577,461
				64,856	1,310,349	3,196,064	73,949,223	52,360,611
				61,903	703,625	16,702,722	39,026,223	28,306,867
웅 진 군 Ongjin-gun	합 계 소 계 -입원 -외래 약국	Total S-Total I.P O.P P		19,548	406,869	5,439,745	50,590,290	38,066,942
				19,531	403,869	1,582,832	41,650,017	31,616,473
				3,338	74,218	118,063	22,650,392	18,439,645
				19,453	329,651	1,464,769	18,999,625	13,176,828
				17,177	144,762	3,856,913	8,940,273	6,450,469
광 주 Gwangju	합 계 소 계 -입원 -외래 약국	Total S.T I.P O.P P		1,342,921	30,173,628	267,157,568	3,004,047,367	2,253,562,455
				1,342,491	30,169,179	44,061,465	2,458,709,459	1,857,351,901
				255,515	6,175,295	8,876,781	1,218,247,637	970,768,217
				1,335,423	23,993,884	35,184,684	1,240,461,822	886,583,683
				1,277,090	13,044,638	223,096,103	545,337,908	396,210,556
동 구 Dong-gu	합 계 소 계 -입원 -외래 약국	Total S-Total I.P O.P P		98,184	2,466,405	22,664,097	248,276,938	187,007,448
				98,156	2,466,142	3,626,020	201,441,142	152,795,931
				19,484	519,771	729,664	101,640,276	80,973,700
				97,524	1,946,371	2,896,356	99,800,867	71,822,232
				93,037	1,035,977	19,038,077	46,835,796	34,211,517
서 구 Seo-gu	합 계 소 계 -입원 -외래 약국	Total S-Total I.P O.P P		267,824	5,976,160	53,956,717	596,509,310	445,993,766
				267,704	5,975,814	8,817,049	487,704,662	367,104,141
				51,346	1,231,678	1,768,962	241,856,894	192,463,842
				266,279	4,744,136	7,048,087	245,847,768	174,640,299
				254,672	2,559,439	45,139,668	108,804,648	78,889,626
남 구 Nam-gu	합 계 소 계 -입원 -외래 약국	Total S-Total I.P O.P P		198,484	4,758,484	44,225,943	482,528,040	362,960,183
				198,435	4,758,192	7,027,178	392,528,853	297,323,548
				38,059	981,431	1,379,446	194,211,901	155,325,903
				197,285	3,776,761	5,647,732	198,316,952	141,997,644
				188,914	2,004,265	37,198,765	89,999,187	65,636,636
북 구 Buk-gu	합 계 소 계 -입원 -외래 약국	Total S-Total I.P O.P P		393,908	9,091,041	80,714,709	912,206,965	684,833,586
				393,788	9,090,170	13,236,657	748,753,447	566,121,073
				75,465	1,912,530	2,746,739	376,938,218	299,944,021
				391,714	7,177,640	10,489,918	371,815,229	266,177,052
				374,856	3,900,682	67,478,052	163,453,518	118,712,513
광 산 구 Gwangsan-gu	합 계 소 계 -입원 -외래 약국	Total S-Total I.P O.P P		384,521	7,881,538	65,596,102	764,526,114	572,767,472
				384,408	7,878,861	11,354,561	628,281,355	474,007,208
				71,161	1,529,885	2,251,970	303,600,348	242,060,751
				382,621	6,348,976	9,102,591	324,681,006	231,946,456
				365,611	3,544,275	54,241,541	136,244,759	98,760,264
대 전 Daejeon	합 계 소 계 -입원 -외래 약국	Total S.T I.P O.P P		1,369,060	30,405,782	302,180,304	2,813,818,030	2,117,133,999
				1,368,503	30,400,016	46,720,973	2,232,625,541	1,693,243,910
				183,363	3,307,387	5,014,222	907,115,139	739,191,054
				1,363,998	27,092,629	41,706,751	1,325,510,403	954,052,855
				1,308,134	14,701,824	255,459,331	581,192,488	423,890,090
동 구 Dong-gu	합 계 소 계 -입원 -외래 약국	Total S-Total I.P O.P P		204,822	5,003,350	51,544,884	477,101,559	360,473,778
				204,596	5,002,350	7,804,089	377,713,205	287,997,403
				28,972	611,250	897,530	162,879,393	132,565,662
				203,723	4,391,100	6,906,559	214,833,812	155,431,741
				195,870	2,474,479	43,740,795	99,388,354	72,476,375

Note : 1) Based on the Treatment Month

2) Based on the resident place

3) Rounding error can exist

4) The visit days to drug store with prescription are excluded from the Total

제III-2표  
Table III-2

시·군·구별 진료형태별  
Service Benefits by District

구 분 Division					진료실인원수 Patients	입내원일수 Visits	요양급여일수 Reimbursed Days	진료비 (천원) Medical Expense (1,000won)	급여비 (천원) Benefit (1,000won)
중 Jung-gu	구	합	계	Total	211,755	5,173,755	54,148,683	493,313,293	372,473,618
		소	계	S-Total	211,683	5,172,952	7,933,429	389,524,384	296,624,457
		-입	원	I.P	30,785	623,407	919,536	166,772,121	135,476,264
		-외	래	O.P	210,866	4,549,545	7,013,893	222,752,262	161,148,193
		약	국	P	202,495	2,431,434	46,215,254	103,788,909	75,849,161
서 Seo-gu	구	합	계	Total	445,203	9,503,774	93,469,260	866,387,698	650,552,676
		소	계	S-Total	445,086	9,502,218	14,305,336	686,226,026	519,249,298
		-입	원	I.P	58,606	964,759	1,483,716	268,667,371	219,127,724
		-외	래	O.P	443,817	8,537,459	12,821,620	417,558,656	300,121,573
		약	국	P	425,794	4,611,180	79,163,924	180,161,672	131,303,378
유 성 Yuseong-gu	구	합	계	Total	345,380	6,935,595	63,775,316	611,637,689	457,965,942
		소	계	S-Total	345,303	6,934,241	10,707,341	490,502,916	369,428,049
		-입	원	I.P	41,996	661,294	1,030,576	183,851,014	150,027,619
		-외	래	O.P	344,325	6,272,947	9,676,765	306,651,903	219,400,429
		약	국	P	328,586	3,290,833	53,067,975	121,134,772	88,537,894
대 덕 Daedeok-gu	구	합	계	Total	161,900	3,789,308	39,242,161	365,377,791	275,667,985
		소	계	S-Total	161,835	3,788,255	5,970,778	288,659,010	219,944,703
		-입	원	I.P	23,004	446,677	682,864	124,945,240	101,993,785
		-외	래	O.P	161,267	3,341,578	5,287,914	163,713,770	117,950,919
		약	국	P	155,389	1,893,898	33,271,383	76,718,781	55,723,282
울 Ulsan	산	합	계	Total	1,069,895	22,864,725	216,725,620	2,187,359,581	1,641,512,187
		소	계	S.T	1,069,633	22,862,529	34,953,942	1,777,327,715	1,344,376,755
		-입	원	I.P	161,963	3,270,503	4,877,110	824,679,093	670,603,317
		-외	래	O.P	1,064,648	19,592,026	30,076,832	952,648,623	673,773,440
		약	국	P	1,022,387	10,699,318	181,771,678	410,031,866	297,135,431
중 Jung-gu	구	합	계	Total	197,304	4,322,376	43,156,502	432,640,118	325,432,289
		소	계	S-Total	197,280	4,322,017	6,593,192	351,041,566	266,256,164
		-입	원	I.P	32,363	649,290	968,166	166,898,619	135,619,828
		-외	래	O.P	196,397	3,672,727	5,625,026	184,142,947	130,636,337
		약	국	P	188,355	2,007,844	36,563,310	81,598,553	59,176,125
남 Nam-gu	구	합	계	Total	297,337	6,182,333	58,994,941	595,896,931	446,193,513
		소	계	S-Total	297,261	6,181,778	9,450,973	484,378,087	365,392,733
		-입	원	I.P	43,477	837,481	1,266,603	216,155,895	175,518,588
		-외	래	O.P	295,993	5,344,297	8,184,370	268,222,192	189,874,145
		약	국	P	283,074	2,851,910	49,543,968	111,518,843	80,800,780
동 Dong-gu	구	합	계	Total	147,148	3,362,031	31,191,749	297,517,985	223,439,934
		소	계	S-Total	147,106	3,361,733	5,139,913	240,630,106	182,191,530
		-입	원	I.P	19,592	427,159	632,371	109,099,125	89,372,477
		-외	래	O.P	146,426	2,934,574	4,507,542	131,530,982	92,819,053
		약	국	P	141,218	1,572,678	26,051,836	56,887,879	41,248,405
북 Buk-gu	구	합	계	Total	212,032	4,241,341	37,460,038	390,235,870	292,386,926
		소	계	S-Total	211,982	4,241,062	6,580,343	320,090,786	241,570,173
		-입	원	I.P	32,412	566,827	867,683	146,976,024	120,226,103
		-외	래	O.P	211,112	3,674,235	5,712,660	173,114,762	121,344,070
		약	국	P	203,343	2,062,111	30,879,695	70,145,084	50,816,752
울 주 Ulju-gun	군	합	계	Total	216,074	4,756,644	45,922,390	471,068,677	354,059,525
		소	계	S-Total	216,004	4,755,939	7,189,521	381,187,170	288,966,155
		-입	원	I.P	34,119	789,746	1,142,287	185,549,430	149,866,321
		-외	래	O.P	214,720	3,966,193	6,047,234	195,637,740	139,099,835
		약	국	P	206,397	2,204,775	38,732,869	89,881,507	65,093,369
세 Sejong	종	합	계	Total	374,470	7,482,813	67,459,054	662,444,144	497,762,558
		소	계	S.T	374,215	7,455,258	10,689,993	530,391,149	401,410,457
		-입	원	I.P	49,217	702,826	1,124,278	198,602,854	162,248,142
		-외	래	O.P	373,063	6,752,432	9,565,715	331,788,295	239,162,315
		약	국	P	359,209	3,729,912	56,769,061	132,052,995	96,352,101
경 Gyeonggi	기	합	계	Total	13,241,632	264,842,101	2,746,579,575	25,919,079,429	19,429,982,812
		소	계	S.T	13,233,905	264,516,989	397,478,118	20,612,550,567	15,572,074,725
		-입	원	I.P	1,708,474	25,798,919	43,157,792	8,127,079,824	6,677,474,845
		-외	래	O.P	13,198,622	238,718,070	354,320,326	12,485,470,750	8,894,599,877
		약	국	P	12,652,705	128,152,598	2,349,101,457	5,306,528,861	3,857,908,089

주 : 1) 진료일 기준

2) 연도말 주민등록 주소지 기준

3) 반올림 관계로 합계와 내용의 합이 다를 수 있음

4) 약국의 처방조제 입내원일수는 합계의 입내원일수에서 제외함

# 진료현황(총계) <계속>

and Benefit Type (Total) <Cont'd>

(단위 : 명, 일)

Unit : Person, Day

구 분 Division				진료실인원수 Patients	입내원일수 Visits	요양급여일수 Reimbursed Days	진료비 (천원) Medical Expense (1,000won)	급여비 (천원) Benefit (1,000won)
수 원 시 장 안 구 Jangan-gu	합 계	Total		261,866	5,344,597	54,502,652	505,425,304	380,038,555
	소 계	S-Total		261,794	5,343,236	8,137,528	400,719,460	303,842,229
	-입원	I.P		30,433	488,997	800,871	152,959,864	124,836,487
	-외래	O.P		261,122	4,854,239	7,336,657	247,759,596	179,005,743
	약 국	P		250,251	2,583,566	46,365,124	104,705,844	76,196,325
수 원 시 권 선 구 Gwonseon-gu	합 계	Total		358,861	7,232,107	71,808,464	683,244,798	512,736,035
	소 계	S-Total		358,748	7,229,573	11,051,928	545,056,725	412,281,750
	-입원	I.P		45,426	645,113	1,104,216	208,179,593	170,326,967
	-외래	O.P		357,868	6,584,460	9,947,712	336,877,132	241,954,783
	약 국	P		343,385	3,554,570	60,756,536	138,188,072	100,454,286
수 원 시 팔 달 구 Paldal-gu	합 계	Total		190,952	3,962,793	39,735,215	385,909,665	289,592,752
	소 계	S-Total		190,849	3,961,766	6,169,654	310,077,176	234,394,567
	-입원	I.P		24,998	398,839	654,720	122,033,228	99,736,880
	-외래	O.P		190,267	3,562,927	5,514,934	188,043,949	134,657,687
	약 국	P		181,216	1,834,136	33,565,561	75,832,488	55,198,185
수 원 시 영 통 구 Yongtong-gu	합 계	Total		353,782	6,574,282	61,183,908	570,973,829	423,867,187
	소 계	S-Total		353,695	6,573,025	10,856,934	461,631,323	344,424,445
	-입원	I.P		38,923	490,950	842,729	156,851,810	128,248,643
	-외래	O.P		352,947	6,082,075	10,014,205	304,779,514	216,175,802
	약 국	P		337,915	3,098,234	50,326,974	109,342,506	79,442,742
성 남 시 수 정 구 Sujeong-gu	합 계	Total		222,093	4,850,786	50,545,087	469,096,572	352,551,584
	소 계	S-Total		221,946	4,849,674	7,124,019	374,033,589	283,573,465
	-입원	I.P		28,308	458,304	754,365	144,906,767	119,367,887
	-외래	O.P		221,348	4,391,370	6,369,654	229,126,823	164,205,578
	약 국	P		211,766	2,253,997	43,421,068	95,062,982	68,978,119
성 남 시 중 원 구 Jungwon-gu	합 계	Total		199,889	4,499,935	46,840,102	431,517,365	324,488,255
	소 계	S-Total		199,824	4,498,562	6,534,164	342,662,615	260,045,556
	-입원	I.P		26,890	446,511	714,556	135,374,292	111,470,347
	-외래	O.P		199,251	4,052,051	5,819,608	207,288,323	148,575,208
	약 국	P		191,281	2,102,070	40,305,938	88,854,749	64,442,700
성 남 시 분 당 구 Bundang-gu	합 계	Total		462,172	8,873,324	93,807,466	827,642,722	612,358,208
	소 계	S-Total		462,030	8,871,915	13,948,463	661,951,863	491,660,865
	-입원	I.P		48,671	728,359	1,195,943	227,954,510	186,991,826
	-외래	O.P		460,866	8,143,556	12,752,520	433,997,353	304,669,039
	약 국	P		438,504	3,861,731	79,859,003	165,690,859	120,697,343
의 정 부 시 Uijeongbu-si	합 계	Total		437,348	9,099,666	98,080,757	902,271,249	678,447,190
	소 계	S-Total		437,148	9,096,929	13,978,827	711,014,714	539,146,371
	-입원	I.P		56,685	852,995	1,432,791	274,756,453	225,786,246
	-외래	O.P		436,075	8,243,934	12,546,036	436,258,261	313,360,125
	약 국	P		419,646	4,493,884	84,101,930	191,256,535	139,300,819
안 양 시 만 안 구 Manan-gu	합 계	Total		225,527	4,806,732	51,520,137	494,973,891	374,230,114
	소 계	S-Total		225,396	4,805,676	7,352,431	395,459,771	301,688,566
	-입원	I.P		31,904	498,051	831,923	165,866,645	137,529,896
	-외래	O.P		224,735	4,307,625	6,520,508	229,593,126	164,158,670
	약 국	P		215,766	2,277,143	44,167,706	99,514,120	72,541,548
안 양 시 동 안 구 Dongan-gu	합 계	Total		304,411	6,089,079	61,577,393	572,972,564	426,942,086
	소 계	S-Total		304,316	6,088,318	8,790,660	459,708,058	344,621,067
	-입원	I.P		37,441	521,320	876,339	174,424,118	143,726,279
	-외래	O.P		303,521	5,566,998	7,914,321	285,283,940	200,894,788
	약 국	P		291,342	2,888,440	52,786,733	113,264,506	82,321,019
부 천 시 Bucheon-si	합 계	Total		768,247	16,253,161	170,334,600	1,615,961,943	1,208,449,857
	소 계	S-Total		767,971	16,251,062	24,013,852	1,284,667,600	967,509,883
	-입원	I.P		104,429	1,722,367	2,835,328	532,408,486	433,382,411
	-외래	O.P		765,563	14,528,695	21,178,524	752,259,114	534,127,472
	약 국	P		736,289	7,860,753	146,320,748	331,294,344	240,939,974
광 명 시 Gwangmyeong-si	합 계	Total		278,338	6,044,241	59,897,946	581,670,009	436,147,415
	소 계	S-Total		278,147	6,043,380	8,895,868	465,404,079	351,638,292
	-입원	I.P		36,358	570,258	941,584	181,238,399	149,213,123
	-외래	O.P		277,302	5,473,122	7,954,284	284,165,680	202,425,169
	약 국	P		267,441	2,920,994	51,002,078	116,265,930	84,509,123

Note : 1) Based on the Treatment Month

2) Based on the resident place

3) Rounding error can exist

4) The visit days to drug store with prescription are excluded from the Total

제Ⅲ-2표  
Table III-2

시·군·구별 진료형태별  
Service Benefits by District

구 분 Division			진료실인원수 Patients	입내원일수 Visits	요양급여일수 Reimbursed Days	진료비 (천원) Medical Expense (1,000won)	급여비 (천원) Benefit (1,000won)
평택시 Pyeongtaek-si	합계	Total	571,938	10,977,137	110,168,166	1,080,588,145	806,261,717
	소계	S-Total	571,591	10,966,276	16,430,599	863,978,301	648,949,414
	-입원	I.P	81,144	1,113,022	1,887,863	347,983,874	284,777,269
	-외래	O.P	570,171	9,853,254	14,542,736	515,994,428	364,172,146
	약국	P	542,690	5,542,008	93,737,567	216,609,843	157,312,302
동두천시 Dongducheon-si	합계	Total	84,361	1,859,020	20,802,149	195,638,643	148,170,424
	소계	S-Total	84,278	1,856,128	2,863,657	151,771,495	116,134,826
	-입원	I.P	11,870	232,792	360,240	66,129,144	54,191,244
	-외래	O.P	83,957	1,623,336	2,503,417	85,642,351	61,943,582
	약국	P	80,789	928,266	17,938,492	43,867,148	32,035,597
안산시상록구 Sangnok-gu	합계	Total	331,420	6,389,316	65,532,386	638,350,800	477,063,094
	소계	S-Total	331,273	6,387,517	8,875,202	507,263,069	381,814,617
	-입원	I.P	45,725	769,468	1,295,948	225,111,887	182,426,695
	-외래	O.P	330,319	5,618,049	7,579,254	282,151,182	199,387,922
	약국	P	316,196	3,161,435	56,657,184	131,087,731	95,248,477
안산시단원구 Danwon-gu	합계	Total	322,415	6,275,655	61,507,684	618,223,742	460,551,339
	소계	S-Total	322,284	6,273,627	8,705,278	494,503,702	370,742,080
	-입원	I.P	45,162	756,959	1,255,915	215,128,902	174,205,925
	-외래	O.P	321,291	5,516,668	7,449,363	279,374,800	196,536,155
	약국	P	306,983	3,076,500	52,802,406	123,720,041	89,809,259
고양시덕양구 Deogyang-gu	합계	Total	465,291	9,675,158	102,057,019	965,084,839	728,935,102
	소계	S-Total	465,121	9,673,441	13,752,334	767,027,889	584,536,644
	-입원	I.P	59,677	915,384	1,502,366	301,812,052	251,640,709
	-외래	O.P	463,790	8,758,057	12,249,968	465,215,837	332,895,934
	약국	P	445,681	4,596,639	88,304,685	198,056,950	144,398,458
고양시일산동구 Ilsandong-gu	합계	Total	281,732	5,413,572	59,949,398	542,267,224	407,382,603
	소계	S-Total	281,592	5,412,836	8,101,803	429,769,284	325,360,251
	-입원	I.P	33,451	546,259	888,676	172,276,388	142,876,051
	-외래	O.P	280,821	4,866,577	7,213,127	257,492,897	182,484,200
	약국	P	267,770	2,501,559	51,847,595	112,497,940	82,022,353
고양시일산서구 Ilsanseo-gu	합계	Total	277,263	5,579,136	59,870,083	536,341,440	402,980,315
	소계	S-Total	277,181	5,578,464	8,007,246	423,886,701	321,195,342
	-입원	I.P	32,057	528,182	850,077	162,428,079	134,524,442
	-외래	O.P	276,441	5,050,282	7,157,169	261,458,622	186,670,899
	약국	P	265,212	2,619,497	51,862,837	112,454,739	81,784,974
과천시 Gwacheon-si	합계	Total	76,061	1,473,232	14,081,700	135,862,465	101,177,679
	소계	S-Total	76,052	1,473,107	2,148,169	110,309,209	82,531,314
	-입원	I.P	8,365	115,663	196,310	40,021,984	33,084,873
	-외래	O.P	75,844	1,357,444	1,951,859	70,287,225	49,446,442
	약국	P	72,179	664,032	11,933,531	25,553,257	18,646,365
구리시 Guri-si	합계	Total	179,309	3,822,886	40,081,733	370,582,106	278,063,661
	소계	S-Total	179,202	3,822,173	5,698,361	292,723,063	221,536,284
	-입원	I.P	23,572	362,916	613,084	112,260,675	92,700,930
	-외래	O.P	178,723	3,459,257	5,085,277	180,462,389	128,835,354
	약국	P	171,827	1,820,973	34,383,372	77,859,043	56,527,377
남양주시 Namyangju-si	합계	Total	702,595	14,260,641	150,891,796	1,429,329,698	1,074,104,554
	소계	S-Total	702,186	14,257,955	21,350,186	1,128,114,691	854,760,010
	-입원	I.P	96,021	1,397,508	2,406,382	438,846,205	360,142,439
	-외래	O.P	700,521	12,860,447	18,943,804	689,268,486	494,617,571
	약국	P	673,977	6,973,400	129,541,610	301,215,007	219,344,544
오산시 Osan-si	합계	Total	229,257	4,264,068	41,659,574	411,315,210	308,524,078
	소계	S-Total	229,145	4,260,134	6,480,938	330,603,464	250,250,803
	-입원	I.P	30,462	399,531	698,608	131,868,519	109,048,069
	-외래	O.P	228,640	3,860,603	5,782,330	198,734,945	141,202,734
	약국	P	219,125	2,130,198	35,178,636	80,711,746	58,273,275
시흥시 Siheung-si	합계	Total	523,027	10,028,409	97,199,207	993,504,769	743,384,923
	소계	S-Total	522,807	10,025,913	14,494,117	796,550,247	600,328,137
	-입원	I.P	71,334	1,037,933	1,714,508	326,523,483	266,502,430
	-외래	O.P	521,393	8,987,980	12,779,609	470,026,764	333,825,707
	약국	P	500,492	5,056,785	82,705,090	196,954,522	143,056,786

주 : 1) 진료일 기준

2) 연도말 주민등록 주소지 기준

3) 반올림 관계로 합계와 내용의 합이 다를 수 있음

4) 약국의 처방조제 입내원일수는 합계의 입내원일수에서 제외함

# 진료현황(총계) <계속>

and Benefit Type (Total) <Cont'd>

(단위 : 명, 일)

Unit : Person, Day

구 분 Division				진료실인원수 Patients	입내원일수 Visits	요양급여일수 Reimbursed Days	진료비 (천원) Medical Expense (1,000won)	급여비 (천원) Benefit (1,000won)
군 포 시 Gunpo-si	합 계	Total		257,438	5,319,791	54,611,824	514,802,506	386,509,439
	소 계	S-Total		257,358	5,318,528	8,065,646	411,890,401	311,732,239
	-입원	I.P		31,978	497,680	830,285	165,897,685	137,459,081
	-외래	O.P		256,695	4,820,848	7,235,361	245,992,716	174,273,158
	약국	P		246,198	2,500,436	46,546,178	102,912,104	74,777,200
의 왕 시 Uiwang-si	합 계	Total		154,614	3,180,684	33,242,909	309,590,430	231,270,870
	소 계	S-Total		154,585	3,180,158	4,657,701	247,305,833	185,841,864
	-입원	I.P		20,150	308,391	512,237	98,426,794	80,925,273
	-외래	O.P		154,133	2,871,767	4,145,464	148,879,039	104,916,590
	약국	P		147,895	1,517,022	28,585,208	62,284,598	45,429,007
하 남 시 Hanam-si	합 계	Total		314,671	6,618,156	63,365,938	613,123,672	458,710,785
	소 계	S-Total		314,574	6,616,647	9,964,120	492,207,051	370,967,573
	-입원	I.P		37,470	525,509	909,559	168,845,762	139,407,880
	-외래	O.P		313,931	6,091,138	9,054,561	323,361,289	231,559,693
	약국	P		302,568	3,127,651	53,401,818	120,916,622	87,743,212
용 인 시 처 인 구 cheoin-gu	합 계	Total		255,365	4,977,686	54,392,007	517,478,782	387,067,398
	소 계	S-Total		255,235	4,972,843	7,234,419	409,162,546	308,505,355
	-입원	I.P		33,878	525,512	910,398	167,817,038	137,227,986
	-외래	O.P		254,540	4,447,331	6,324,021	241,345,508	171,277,369
	약국	P		242,155	2,395,652	47,157,588	108,316,236	78,562,043
용 인 시 기 흥 구 Giheung-gu	합 계	Total		422,884	8,071,506	86,944,993	776,481,623	579,194,314
	소 계	S-Total		422,749	8,069,558	12,250,212	617,756,328	463,925,589
	-입원	I.P		47,318	709,368	1,209,776	226,329,166	185,992,560
	-외래	O.P		421,692	7,360,190	11,040,436	391,427,162	277,933,029
	약국	P		402,934	3,725,787	74,694,781	158,725,295	115,268,725
용 인 시 수 지 구 Suji-gu	합 계	Total		364,739	7,159,760	73,753,132	655,428,159	488,088,719
	소 계	S-Total		364,672	7,157,431	10,563,337	522,122,898	390,739,375
	-입원	I.P		36,856	547,003	920,374	178,330,434	146,496,116
	-외래	O.P		363,843	6,610,428	9,642,963	343,792,464	244,243,259
	약국	P		348,887	3,302,585	63,189,795	133,305,261	97,349,344
파 주 시 Paju-si	합 계	Total		476,122	9,300,966	98,429,902	939,919,235	712,178,565
	소 계	S-Total		475,966	9,295,481	13,766,733	745,136,018	570,474,940
	-입원	I.P		63,297	1,045,821	1,690,829	315,898,666	262,910,071
	-외래	O.P		474,413	8,249,660	12,075,904	429,237,352	307,564,868
	약국	P		455,747	4,519,284	84,663,169	194,783,217	141,703,625
이 천 시 Icheon-si	합 계	Total		216,448	4,173,019	45,028,424	405,952,638	305,176,292
	소 계	S-Total		215,556	4,086,041	6,823,528	317,888,880	241,472,688
	-입원	I.P		26,979	456,064	738,308	132,196,338	108,619,262
	-외래	O.P		214,918	3,629,977	6,085,220	185,692,542	132,853,426
	약국	P		207,375	2,187,902	38,204,896	88,063,758	63,703,604
안 성 시 Anseong-si	합 계	Total		190,480	3,882,367	42,209,787	397,520,040	295,572,270
	소 계	S-Total		189,886	3,838,528	5,899,513	313,936,369	235,183,459
	-입원	I.P		25,948	471,534	764,861	136,874,561	111,663,564
	-외래	O.P		189,349	3,366,994	5,134,652	177,061,808	123,519,895
	약국	P		180,973	1,998,661	36,310,274	83,583,671	60,388,811
김 포 시 Gimpo-si	합 계	Total		478,536	9,550,168	93,932,261	940,818,651	707,706,655
	소 계	S-Total		478,389	9,543,384	13,051,974	753,060,267	571,197,428
	-입원	I.P		65,081	862,249	1,465,650	292,035,720	242,205,601
	-외래	O.P		477,156	8,681,135	11,586,324	461,024,547	328,991,827
	약국	P		457,589	4,732,938	80,880,287	187,758,384	136,509,226
화 성 시 Hwaseong-si	합 계	Total		923,461	16,909,398	161,979,001	1,590,198,430	1,193,959,165
	소 계	S-Total		922,933	16,884,162	26,726,206	1,275,736,812	965,018,428
	-입원	I.P		119,255	1,417,040	2,473,564	476,943,091	393,345,214
	-외래	O.P		920,957	15,467,122	24,252,642	798,793,721	571,673,214
	약국	P		882,211	8,468,235	135,252,795	314,461,618	228,940,737
광 주 시 Gwangju-si	합 계	Total		381,271	7,374,660	82,225,440	748,853,790	560,375,345
	소 계	S-Total		381,070	7,364,258	11,485,473	590,315,774	445,742,627
	-입원	I.P		52,679	691,052	1,202,165	230,747,066	189,731,418
	-외래	O.P		380,119	6,673,206	10,283,308	359,568,708	256,011,209
	약국	P		363,997	3,583,463	70,739,967	158,538,016	114,632,718

Note : 1) Based on the Treatment Month

2) Based on the resident place

3) Rounding error can exist

4) The visit days to drug store with prescription are excluded from the Total

제III-2표  
Table III-2

시·군·구별 진료형태별  
Service Benefits by District

구 분 Division				진료실인원수 Patients	입내원일수 Visits	요양급여일수 Reimbursed Days	진료비 (천원) Medical Expense (1,000won)	급여비 (천원) Benefit (1,000won)
양 주 시 Yangju-si	합 계	Total		233,885	4,696,396	51,205,822	471,917,535	355,695,247
	소 계	S-Total		233,677	4,681,567	7,059,127	370,063,428	281,566,690
	-입원	I.P		31,791	463,526	789,550	147,811,953	121,218,246
	-외래	O.P		233,067	4,218,041	6,269,577	222,251,475	160,348,445
	약국	P		224,741	2,389,343	44,146,695	101,854,107	74,128,557
포 천 시 Pocheon-si	합 계	Total		143,484	2,875,724	35,876,739	313,011,449	234,794,558
	소 계	S-Total		143,396	2,874,827	4,580,990	240,749,671	182,389,410
	-입원	I.P		19,605	337,450	558,752	103,066,821	84,401,741
	-외래	O.P		142,908	2,537,377	4,022,238	137,682,850	97,987,668
	약국	P		136,579	1,479,694	31,295,749	72,261,778	52,405,148
여 주 군 Yeoju-gun	합 계	Total		107,679	2,404,718	26,667,736	242,499,220	182,492,963
	소 계	S-Total		107,172	2,357,238	3,870,770	190,787,300	144,877,601
	-입원	I.P		15,508	325,914	512,150	86,365,711	69,916,683
	-외래	O.P		106,743	2,031,324	3,358,620	104,421,589	74,960,918
	약국	P		102,683	1,193,014	22,796,966	51,711,920	37,615,362
연 천 군 Yeoncheon-gun	합 계	Total		39,199	864,933	11,094,259	97,362,226	73,758,704
	소 계	S-Total		39,140	864,703	1,338,882	75,672,044	58,057,672
	-입원	I.P		6,309	127,665	202,691	35,459,297	28,919,552
	-외래	O.P		38,983	737,038	1,136,191	40,212,747	29,138,120
	약국	P		37,391	411,688	9,755,377	21,690,182	15,701,032
가 평 군 Gapyeong-gun	합 계	Total		57,984	1,290,325	16,056,185	143,013,965	108,070,598
	소 계	S-Total		57,952	1,289,447	2,073,551	109,967,098	83,976,997
	-입원	I.P		8,995	156,497	268,727	49,889,873	40,875,160
	-외래	O.P		57,780	1,132,950	1,804,824	60,077,225	43,101,837
	약국	P		55,225	633,325	13,982,634	33,046,867	24,093,601
양 평 군 Yangpyeong-gun	합 계	Total		115,217	2,542,911	31,928,594	282,358,086	212,912,198
	소 계	S-Total		115,019	2,521,501	4,303,718	219,903,761	167,438,012
	-입원	I.P		16,071	332,963	542,574	96,798,491	79,421,369
	-외래	O.P		114,619	2,188,538	3,761,144	123,105,271	88,016,642
	약국	P		109,834	1,185,108	27,624,876	62,454,325	45,474,187
<b>강 원</b> <b>Gangwon</b>	<b>합 계</b>	<b>Total</b>		<b>1,444,154</b>	<b>29,903,839</b>	<b>357,015,793</b>	<b>3,150,628,916</b>	<b>2,370,921,518</b>
	<b>소 계</b>	<b>S-Total</b>		<b>1,439,322</b>	<b>29,502,402</b>	<b>52,152,057</b>	<b>2,453,951,199</b>	<b>1,864,845,764</b>
	<b>-입원</b>	<b>I.P</b>		<b>208,585</b>	<b>3,577,349</b>	<b>6,322,016</b>	<b>1,105,929,499</b>	<b>906,547,206</b>
	<b>-외래</b>	<b>O.P</b>		<b>1,435,071</b>	<b>25,925,053</b>	<b>45,830,041</b>	<b>1,348,021,703</b>	<b>958,298,557</b>
	<b>약국</b>	<b>P</b>		<b>1,376,229</b>	<b>14,484,311</b>	<b>304,863,736</b>	<b>696,677,716</b>	<b>506,075,757</b>
춘 천 시 Chuncheon-si	합 계	Total		269,129	5,503,172	61,771,898	558,744,054	423,701,732
	소 계	S-Total		268,092	5,410,056	8,463,657	437,519,450	335,074,382
	-입원	I.P		37,389	569,022	935,515	187,602,922	156,372,220
	-외래	O.P		267,389	4,841,034	7,528,142	249,916,528	178,702,163
	약국	P		256,815	2,664,527	53,308,241	121,224,604	88,627,350
원 주 시 Wonju-si	합 계	Total		340,737	6,714,563	73,369,867	671,464,849	503,074,708
	소 계	S-Total		339,675	6,616,664	10,516,381	529,002,179	399,397,752
	-입원	I.P		46,196	719,908	1,260,065	223,476,044	182,479,476
	-외래	O.P		338,808	5,896,756	9,256,316	305,526,136	216,918,276
	약국	P		326,189	3,309,107	62,853,486	142,462,670	103,676,955
강 릉 시 Gangneung-si	합 계	Total		197,991	3,861,164	48,958,912	421,707,343	316,619,727
	소 계	S-Total		196,768	3,774,763	6,013,056	326,738,939	247,749,095
	-입원	I.P		26,990	405,899	755,307	138,961,977	114,027,573
	-외래	O.P		196,300	3,368,864	5,257,749	187,776,962	133,721,522
	약국	P		188,855	1,875,476	42,945,856	94,968,405	68,870,632
동 해 시 Donghae-si	합 계	Total		83,769	1,812,273	20,861,758	184,285,968	138,782,980
	소 계	S-Total		83,722	1,810,726	2,992,495	141,208,747	107,597,996
	-입원	I.P		11,881	239,745	428,197	64,468,129	52,535,952
	-외래	O.P		83,418	1,570,981	2,564,298	76,740,618	55,062,043
	약국	P		80,382	898,631	17,869,263	43,077,221	31,184,984
태 백 시 Taebaek-si	합 계	Total		36,681	862,865	10,473,175	90,899,050	68,368,314
	소 계	S-Total		36,666	862,533	1,626,253	70,933,866	54,028,777
	-입원	I.P		5,808	126,073	267,169	35,981,379	29,391,102
	-외래	O.P		36,495	736,460	1,359,084	34,952,486	24,637,675
	약국	P		34,839	420,539	8,846,922	19,965,185	14,339,538

주 : 1) 진료일 기준  
2) 연도말 주민등록 주소지 기준  
3) 반올림 관계로 합계와 내용의 합이 다를 수 있음  
4) 약국의 처방조제 입내원일수는 합계의 입내원일수에서 제외함



# 진료현황(총계) <계속>

and Benefit Type (Total) <Cont'd>

(단위 : 명, 일)

Unit : Person, Day

구 분 Division				진료실인원수 Patients	임내원일수 Visits	요양급여일수 Reimbursed Days	진료비 (천원) Medical Expense (1,000won)	급여비 (천원) Benefit (1,000won)
속 초 시 Sokcho-si	합 계	Total		77,015	1,626,023	18,313,888	164,717,534	123,228,102
	소 계	S-Total		76,490	1,585,700	2,321,888	128,012,309	96,622,367
	-입원	I.P		9,909	187,688	334,154	56,818,781	46,294,715
	-외래	O.P		76,294	1,398,012	1,987,734	71,193,529	50,327,652
	약국	P		73,746	846,539	15,992,000	36,705,224	26,605,735
삼 척 시 Samcheok-si	합 계	Total		59,367	1,348,878	16,335,584	145,640,247	109,277,509
	소 계	S-Total		59,301	1,343,440	2,716,712	111,442,542	84,642,161
	-입원	I.P		10,579	210,710	360,938	55,691,787	45,326,820
	-외래	O.P		59,034	1,132,730	2,355,774	55,750,755	39,315,341
	약국	P		56,597	619,307	13,618,872	34,197,705	24,635,348
홍 천 군 Hongcheon-gun	합 계	Total		64,257	1,432,080	18,484,429	157,158,309	118,582,405
	소 계	S-Total		64,105	1,421,944	2,832,156	122,267,216	93,284,987
	-입원	I.P		10,076	187,348	314,791	58,215,750	47,671,180
	-외래	O.P		63,909	1,234,596	2,517,365	64,051,466	45,613,807
	약국	P		61,174	672,341	15,652,273	34,891,093	25,297,418
횡 성 군 Hoengseong-gun	합 계	Total		44,274	1,012,771	13,100,612	113,066,355	84,623,293
	소 계	S-Total		44,116	996,760	1,918,057	87,163,455	65,773,731
	-입원	I.P		7,216	133,432	232,999	40,149,098	32,323,746
	-외래	O.P		43,956	863,328	1,685,058	47,014,358	33,449,984
	약국	P		42,417	466,739	11,182,555	25,902,899	18,849,563
영 월 군 Yeongwol-gun	합 계	Total		35,436	788,584	10,809,321	92,368,576	69,550,097
	소 계	S-Total		35,358	780,832	1,551,209	71,026,699	54,152,343
	-입원	I.P		5,715	116,877	216,050	36,209,822	29,790,335
	-외래	O.P		35,233	663,955	1,335,159	34,816,877	24,362,008
	약국	P		34,088	393,091	9,258,112	21,341,877	15,397,754
평 창 군 Pyeongchang-gun	합 계	Total		38,902	830,025	11,608,446	96,644,740	72,464,350
	소 계	S-Total		38,757	813,273	2,274,935	75,778,125	57,352,454
	-입원	I.P		6,206	124,054	217,291	37,728,358	30,688,022
	-외래	O.P		38,596	689,219	2,057,644	38,049,768	26,664,432
	약국	P		36,341	345,263	9,333,511	20,866,615	15,111,896
정 선 군 Jeongseon-gun	합 계	Total		32,623	667,506	9,353,520	78,937,623	59,210,158
	소 계	S-Total		32,599	666,618	2,788,653	63,513,801	48,045,258
	-입원	I.P		5,142	104,352	223,107	31,501,314	25,666,053
	-외래	O.P		32,476	562,266	2,565,546	32,012,487	22,379,205
	약국	P		28,524	245,684	6,564,867	15,423,822	11,164,900
철 원 군 Cheorwon-gun	합 계	Total		39,672	839,683	10,252,654	90,009,564	68,048,028
	소 계	S-Total		39,644	839,501	1,478,409	69,926,269	53,470,719
	-입원	I.P		6,242	120,937	196,744	34,007,857	27,780,388
	-외래	O.P		39,505	718,564	1,281,665	35,918,412	25,690,331
	약국	P		37,714	408,827	8,774,245	20,083,295	14,577,309
화 천 군 Hwacheon-gun	합 계	Total		21,989	454,128	5,795,811	50,907,821	38,749,777
	소 계	S-Total		21,952	452,774	731,665	39,466,096	30,422,131
	-입원	I.P		3,546	60,001	97,213	19,278,228	15,905,430
	-외래	O.P		21,883	392,773	634,452	20,187,868	14,516,701
	약국	P		20,902	222,266	5,064,146	11,441,725	8,327,646
양 구 군 Yanggu-gun	합 계	Total		19,985	399,934	4,993,881	42,044,904	31,623,121
	소 계	S-Total		19,968	399,233	718,299	31,989,172	24,293,719
	-입원	I.P		3,100	44,871	78,028	14,938,543	12,319,659
	-외래	O.P		19,918	354,362	640,271	17,050,629	11,974,059
	약국	P		19,091	206,994	4,275,582	10,055,732	7,329,403
인 제 군 Inje-gun	합 계	Total		30,398	598,263	7,341,846	65,317,779	49,622,524
	소 계	S-Total		30,380	597,424	1,103,810	51,021,570	39,209,781
	-입원	I.P		4,763	78,981	136,489	25,069,980	20,701,134
	-외래	O.P		30,287	518,443	967,321	25,951,590	18,508,647
	약국	P		28,864	298,249	6,238,036	14,296,208	10,412,743
고 성 군 Goseong-gun	합 계	Total		25,844	590,998	7,566,415	63,463,137	47,839,077
	소 계	S-Total		25,798	587,931	1,147,424	48,598,917	37,036,240
	-입원	I.P		3,915	74,371	135,705	22,540,132	18,333,836
	-외래	O.P		25,708	513,560	1,011,719	26,058,785	18,702,405
	약국	P		24,638	300,518	6,418,991	14,864,220	10,802,837

Note : 1) Based on the Treatment Month

2) Based on the resident place

3) Rounding error can exist

4) The visit days to drug store with prescription are excluded from the Total

제III-2표  
Table III-2

시·군·구별 진료형태별  
Service Benefits by District

구 분 Division			진료실인원수 Patients	입내원일수 Visits	요양급여일수 Reimbursed Days	진료비 (천원) Medical Expense (1,000won)	급여비 (천원) Benefit (1,000won)
양 양 군	합 계	Total	26,085	560,929	7,623,776	63,251,063	47,555,616
Yangyang-gun	소 계	S-Total	25,931	542,230	956,998	48,341,847	36,691,871
	-입원	I.P	3,912	73,080	132,254	23,289,398	18,939,565
	-외래	O.P	25,862	469,150	824,744	25,052,449	17,752,306
	약국	P	25,053	290,213	6,666,778	14,909,216	10,863,746
총 북	합 계	Total	1,539,914	33,682,939	358,770,266	3,302,659,909	2,495,204,553
Chungbuk	소 계	S.T	1,538,544	33,581,768	55,449,905	2,604,852,412	1,988,639,405
	-입원	I.P	225,183	4,046,588	6,381,731	1,135,209,885	925,291,307
	-외래	O.P	1,533,233	29,535,180	49,068,174	1,469,642,530	1,063,348,101
	약국	P	1,476,175	16,788,696	303,320,361	697,807,500	506,565,145
청 주 시 상 당 구	합 계	Total	186,456	4,053,271	40,457,018	379,956,753	287,356,395
Sangdang-gu	소 계	S-Total	186,255	4,033,809	6,108,611	301,785,825	230,648,724
	-입원	I.P	27,531	423,404	677,846	127,363,748	104,165,988
	-외래	O.P	185,750	3,610,405	5,430,765	174,422,078	126,482,736
	약국	P	179,239	2,025,769	34,348,407	78,170,928	56,707,671
청 주 시 서 원 구	합 계	Total	182,197	3,941,654	39,817,485	367,889,824	278,137,200
Seowon-gu	소 계	S-Total	182,087	3,933,434	5,939,619	291,273,434	222,530,438
	-입원	I.P	24,875	413,887	657,513	122,444,558	100,102,582
	-외래	O.P	181,541	3,519,547	5,282,106	168,828,877	122,427,857
	약국	P	174,679	1,940,919	33,877,866	76,616,390	55,606,761
청 주 시 흥 덕 구	합 계	Total	261,406	5,149,800	49,871,702	479,510,286	362,185,943
Heungdeok-gu	소 계	S-Total	261,217	5,129,701	7,225,861	382,490,469	291,722,106
	-입원	I.P	33,357	500,543	835,656	155,260,502	127,622,529
	-외래	O.P	260,601	4,629,158	6,390,205	227,229,967	164,099,577
	약국	P	249,974	2,635,516	42,645,841	97,019,817	70,463,838
청 주 시 청 원 구	합 계	Total	188,329	3,797,467	38,110,496	352,354,294	265,914,737
Cheongwon-gu	소 계	S-Total	188,247	3,789,726	5,668,395	277,716,432	211,846,571
	-입원	I.P	25,262	363,910	594,345	111,512,158	91,422,363
	-외래	O.P	187,749	3,425,816	5,074,050	166,204,275	120,424,209
	약국	P	180,967	1,965,787	32,442,101	74,637,862	54,068,166
총 주 시	합 계	Total	199,010	4,409,338	49,389,929	444,142,751	335,256,763
Chungju-si	소 계	S-Total	198,846	4,396,065	6,619,091	345,681,446	263,748,206
	-입원	I.P	30,691	574,871	877,965	149,007,422	120,833,999
	-외래	O.P	198,069	3,821,194	5,741,126	196,674,024	142,914,207
	약국	P	191,707	2,182,350	42,770,838	98,461,305	71,508,556
제 천 시	합 계	Total	123,181	2,746,799	31,318,887	279,153,221	210,487,910
Jecheon-si	소 계	S-Total	123,039	2,739,493	4,257,457	218,236,116	166,215,211
	-입원	I.P	19,098	353,426	572,955	97,125,211	79,475,782
	-외래	O.P	122,640	2,386,067	3,684,502	121,110,905	86,739,429
	약국	P	117,995	1,354,281	27,061,430	60,917,105	44,272,699
보 은 군	합 계	Total	29,946	811,031	9,689,889	88,258,282	67,052,867
Boeun-gun	소 계	S-Total	29,932	809,445	1,928,089	70,424,571	54,093,987
	-입원	I.P	5,861	143,855	216,528	36,763,440	29,775,342
	-외래	O.P	29,733	665,590	1,711,561	33,661,131	24,318,645
	약국	P	28,680	381,600	7,761,800	17,833,712	12,958,880
옥 천 군	합 계	Total	47,369	1,389,425	15,498,612	139,845,489	105,562,828
Okcheon-gun	소 계	S-Total	47,342	1,388,998	3,748,768	112,152,625	85,337,390
	-입원	I.P	8,156	210,220	306,274	53,124,105	42,789,518
	-외래	O.P	47,038	1,178,778	3,442,494	59,028,521	42,547,872
	약국	P	45,051	641,338	11,749,844	27,692,864	20,225,438
영 동 군	합 계	Total	42,682	1,263,648	14,314,515	130,448,160	98,881,969
Yeongdong-gun	소 계	S-Total	42,628	1,258,720	3,344,144	104,335,119	79,820,980
	-입원	I.P	7,990	221,649	312,768	51,957,240	41,632,791
	-외래	O.P	42,320	1,037,071	3,031,376	52,377,878	38,188,189
	약국	P	40,619	557,405	10,970,371	26,113,041	19,060,989
증 평 군	합 계	Total	35,551	749,544	8,490,035	73,626,442	55,464,696
Jeungpyeong-gun	소 계	S-Total	35,536	748,803	1,104,794	55,986,409	42,669,334
	-입원	I.P	5,136	85,760	137,100	24,273,800	19,597,113
	-외래	O.P	35,423	663,043	967,694	31,712,609	23,072,221
	약국	P	34,241	411,605	7,385,241	17,640,034	12,795,362

주 : 1) 진료일 기준

2) 연도말 주민등록 주소지 기준

3) 반올림 관계로 합계와 내용의 합이 다를 수 있음

4) 약국의 처방조제 입내원일수는 합계의 입내원일수에서 제외함

# 진료현황(총계) <계속>

and Benefit Type (Total) <Cont'd>

(단위 : 명, 일)

Unit : Person, Day

구 분 Division				진료실인원수 Patients	임내원일수 Visits	요양급여일수 Reimbursed Days	진료비 (천원) Medical Expense (1,000won)	급여비 (천원) Benefit (1,000won)
진 천 군 Jincheon-gun	합 계	Total		87,962	1,801,576	18,940,097	183,791,990	138,881,069
	소 계	S-Total		87,913	1,799,583	2,846,479	145,464,384	111,071,653
	-입원	I.P		12,189	226,758	354,739	63,195,151	51,513,888
	-외래	O.P		87,554	1,572,825	2,491,740	82,269,233	59,557,765
	약국	P		84,097	923,517	16,093,618	38,327,606	27,809,416
괴 산 군 Goesan-gun	합 계	Total		35,260	859,271	11,447,116	99,742,687	75,535,384
	소 계	S-Total		35,238	857,663	1,752,845	77,663,531	59,540,156
	-입원	I.P		6,675	135,959	221,064	38,997,196	31,639,719
	-외래	O.P		35,089	721,704	1,531,781	38,666,335	27,900,437
	약국	P		33,774	409,022	9,694,271	22,079,156	15,995,227
음 성 군 Eumseong-gun	합 계	Total		94,568	2,091,093	23,398,685	213,937,882	161,546,219
	소 계	S-Total		94,329	2,078,736	3,544,823	167,468,948	127,933,082
	-입원	I.P		13,795	277,732	439,996	76,124,266	61,902,331
	-외래	O.P		93,909	1,801,004	3,104,827	91,344,682	66,030,751
	약국	P		90,359	1,080,931	19,853,862	46,468,935	33,613,137
단 양 군 Danyang-gun	합 계	Total		25,997	619,022	8,025,800	70,001,848	52,940,573
	소 계	S-Total		25,935	617,592	1,360,929	54,173,103	41,461,567
	-입원	I.P		4,567	114,614	176,982	28,061,088	22,817,362
	-외래	O.P		25,817	502,978	1,183,947	26,112,015	18,644,206
	약국	P		24,793	278,656	6,664,871	15,828,745	11,479,005
총 남 Chungnam	합 계	Total		2,072,077	45,713,765	495,183,600	4,578,067,985	3,448,408,321
	소 계	S.T		2,070,774	45,610,793	79,730,763	3,603,468,215	2,740,350,166
	-입원	I.P		319,602	6,231,450	9,553,523	1,653,013,766	1,345,789,132
	-외래	O.P		2,061,835	39,379,343	70,177,240	1,950,454,451	1,394,561,035
	약국	P		1,981,520	22,393,758	415,452,837	974,599,768	708,058,153
천 안 시 동 남 구 Dongnam-gu	합 계	Total		249,330	5,059,584	52,672,501	504,894,106	379,043,713
	소 계	S-Total		249,141	5,045,999	7,791,999	399,502,015	302,449,499
	-입원	I.P		35,609	621,297	963,254	174,614,355	143,347,717
	-외래	O.P		248,268	4,424,702	6,828,745	224,887,660	159,101,782
	약국	P		237,449	2,498,808	44,880,502	105,392,090	76,594,214
천 안 시 서 북 구 Seobuk-gu	합 계	Total		395,225	7,293,077	69,285,074	675,135,421	504,281,634
	소 계	S-Total		394,957	7,269,676	11,190,557	540,511,171	406,330,843
	-입원	I.P		53,066	735,774	1,176,784	212,818,965	174,424,567
	-외래	O.P		393,883	6,533,902	10,013,773	327,692,206	231,906,276
	약국	P		376,880	3,687,047	58,094,517	134,624,250	97,950,791
공 주 시 Gongju-si	합 계	Total		97,148	2,479,810	28,133,409	264,996,608	200,656,750
	소 계	S-Total		97,048	2,462,614	4,863,774	209,249,306	160,309,592
	-입원	I.P		15,182	432,342	607,152	102,594,964	83,190,443
	-외래	O.P		96,352	2,030,272	4,256,622	106,654,342	77,119,149
	약국	P		92,748	1,106,519	23,269,635	55,747,302	40,347,159
보 령 시 Boryeong-si	합 계	Total		92,616	2,400,755	26,856,941	238,625,568	180,363,360
	소 계	S-Total		92,600	2,400,397	4,189,906	186,160,930	142,290,961
	-입원	I.P		14,954	348,691	555,931	89,460,744	72,794,328
	-외래	O.P		92,132	2,051,706	3,633,975	96,700,186	69,496,634
	약국	P		88,960	1,168,625	22,667,035	52,464,638	38,072,399
아 산 시 Asan-si	합 계	Total		337,573	6,555,510	67,005,612	638,486,178	478,796,699
	소 계	S-Total		337,452	6,552,821	10,704,975	505,921,236	382,261,330
	-입원	I.P		47,048	728,332	1,156,607	209,594,000	171,290,001
	-외래	O.P		336,348	5,824,489	9,548,368	296,327,236	210,971,329
	약국	P		322,170	3,351,743	56,300,637	132,564,942	96,535,368
서 산 시 Seosan-si	합 계	Total		171,420	3,464,524	39,565,576	354,158,925	266,784,166
	소 계	S-Total		171,253	3,442,362	5,221,959	274,217,938	208,884,472
	-입원	I.P		25,284	418,405	699,091	124,945,995	102,398,284
	-외래	O.P		170,657	3,023,957	4,522,868	149,271,943	106,486,189
	약국	P		163,688	1,774,774	34,343,617	79,940,987	57,899,694
논 산 시 Nonsan-si	합 계	Total		106,268	2,981,398	31,614,133	301,975,101	227,806,111
	소 계	S-Total		106,204	2,978,383	5,569,548	239,745,186	182,828,340
	-입원	I.P		21,157	545,117	761,990	123,961,987	99,950,505
	-외래	O.P		105,367	2,433,266	4,807,558	115,783,199	82,877,835
	약국	P		101,803	1,383,536	26,044,585	62,229,915	44,977,771

Note : 1) Based on the Treatment Month

2) Based on the resident place

3) Rounding error can exist

4) The visit days to drug store with prescription are excluded from the Total

제III-2표  
Table III-2

시·군·구별 진료형태별  
Service Benefits by District

구 분 Division				진료실인원수 Patients	입내원일수 Visits	요양급여일수 Reimbursed Days	진료비 (천원) Medical Expense (1,000won)	급여비 (천원) Benefit (1,000won)
계 룡 시 Gyerong-si	합 계	Total		42,835	852,699	8,293,015	78,325,504	59,155,358
	소 계	S-Total		42,823	852,573	1,467,626	62,163,605	47,411,923
	-입원	I.P		5,547	96,291	147,243	26,874,649	22,143,055
	-외래	O.P		42,688	756,282	1,320,383	35,288,956	25,268,868
	약국	P		40,796	412,080	6,825,389	16,161,899	11,743,435
당 진 시 Dangjin-si	합 계	Total		166,254	3,357,048	38,378,937	349,780,196	261,822,043
	소 계	S-Total		166,207	3,355,807	5,836,103	271,347,270	205,035,782
	-입원	I.P		28,645	445,209	741,007	125,500,862	101,487,466
	-외래	O.P		165,578	2,910,598	5,095,096	145,846,409	103,548,316
	약국	P		159,319	1,662,180	32,542,834	78,432,925	56,786,261
금 산 군 Geumsan-gun	합 계	Total		48,722	1,449,399	16,171,270	144,699,636	110,338,565
	소 계	S-Total		48,698	1,448,766	3,078,983	114,159,802	87,865,749
	-입원	I.P		8,230	237,750	332,175	55,273,387	44,512,563
	-외래	O.P		48,383	1,211,016	2,746,808	58,886,415	43,353,186
	약국	P		46,948	694,690	13,092,287	30,539,835	22,472,816
부 여 군 Buyeo-gun	합 계	Total		59,184	1,803,169	21,428,828	190,596,694	145,133,280
	소 계	S-Total		59,167	1,801,364	4,885,677	151,572,974	116,609,949
	-입원	I.P		11,159	341,384	479,839	79,486,057	64,043,383
	-외래	O.P		58,690	1,459,980	4,405,838	72,086,917	52,566,565
	약국	P		56,659	771,022	16,543,151	39,023,720	28,523,331
서 천 군 Seocheon-gun	합 계	Total		47,719	1,553,127	17,007,720	154,387,601	117,709,715
	소 계	S-Total		47,711	1,552,921	2,879,938	120,876,238	93,262,339
	-입원	I.P		9,679	298,616	411,765	62,576,192	50,243,762
	-외래	O.P		47,288	1,254,305	2,468,173	58,300,046	43,018,577
	약국	P		46,090	691,216	14,127,782	33,511,363	24,447,375
청 양 군 Cheongyang-gun	합 계	Total		29,283	767,946	10,268,806	88,314,288	66,814,889
	소 계	S-Total		29,176	766,987	2,081,710	68,893,181	52,772,977
	-입원	I.P		5,336	155,974	223,788	37,737,214	30,458,226
	-외래	O.P		28,943	611,013	1,857,922	31,155,967	22,314,751
	약국	P		28,113	360,290	8,187,096	19,421,106	14,041,912
홍 성 군 Hongseong-gun	합 계	Total		94,761	2,173,552	26,008,085	224,858,398	170,705,707
	소 계	S-Total		94,721	2,172,920	4,177,932	175,641,383	134,909,986
	-입원	I.P		15,387	314,316	481,710	87,440,644	71,527,087
	-외래	O.P		94,277	1,858,604	3,696,222	88,200,739	63,382,899
	약국	P		90,933	1,097,890	21,830,153	49,217,016	35,795,721
예 산 군 Yesan-gun	합 계	Total		75,075	1,892,872	23,142,569	203,601,854	154,415,396
	소 계	S-Total		75,056	1,892,434	3,439,521	158,044,365	121,264,082
	-입원	I.P		13,296	289,446	453,935	79,486,135	64,702,662
	-외래	O.P		74,693	1,602,988	2,985,586	78,558,231	56,561,420
	약국	P		72,296	912,925	19,703,048	45,557,488	33,151,314
태안군 Tae'an-gun	합 계	Total		58,664	1,629,295	19,351,124	165,231,907	124,580,935
	소 계	S-Total		58,560	1,614,769	2,350,555	125,461,615	95,862,342
	-입원	I.P		10,023	222,506	361,252	60,647,616	49,275,083
	-외래	O.P		58,288	1,392,263	1,989,303	64,813,999	46,587,259
	약국	P		56,668	820,413	17,000,569	39,770,292	28,718,592
전 북 Jeonbuk	합 계	Total		1,664,520	44,062,259	427,049,534	4,260,242,945	3,222,819,812
	소 계	S.T		1,663,609	44,012,710	67,081,537	3,374,445,566	2,574,383,867
	-입원	I.P		309,573	8,103,421	11,043,896	1,705,452,306	1,368,072,197
	-외래	O.P		1,652,539	35,909,289	56,037,641	1,668,993,260	1,206,311,670
	약국	P		1,592,788	19,686,742	359,967,997	885,797,380	648,435,942
전 주 시 완 산 구 Wansan-gu	합 계	Total		311,221	7,307,004	68,881,998	697,915,881	524,481,983
	소 계	S-Total		311,064	7,304,737	10,576,376	556,870,983	421,168,326
	-입원	I.P		52,151	1,295,857	1,735,841	264,829,054	211,693,998
	-외래	O.P		309,246	6,008,880	8,840,535	292,041,929	209,474,328
	약국	P		296,174	3,152,179	58,305,622	141,044,898	103,313,657
전 주 시 덕 진 구 Deokjin-gu	합 계	Total		304,093	7,081,138	63,437,899	649,919,140	487,599,113
	소 계	S-Total		303,985	7,078,900	10,329,813	523,319,053	395,047,704
	-입원	I.P		49,729	1,090,394	1,490,866	239,187,958	191,263,609
	-외래	O.P		302,511	5,988,506	8,838,947	284,131,095	203,784,095
	약국	P		290,523	3,196,669	53,108,086	126,600,087	92,551,409

주 : 1) 진료일 기준

2) 연도말 주민등록 주소지 기준

3) 반올림 관계로 합계와 내용의 합이 다를 수 있음

4) 약국의 처방조제 입내원일수는 합계의 입내원일수에서 제외함

# 진료현황(총계) <계속>

and Benefit Type (Total) <Cont'd>

(단위 : 명, 일)

Unit : Person, Day

구 분 Division			진료실인원수 Patients	입내원일수 Visits	요양급여일수 Reimbursed Days	진료비 (천원) Medical Expense (1,000won)	급여비 (천원) Benefit (1,000won)
군 산 시 Gunsan-si	합 계	Total	247,376	6,128,409	61,105,171	590,694,256	448,516,892
	소 계	S-Total	247,308	6,126,989	9,244,730	463,118,362	355,118,479
	-입원	I.P	44,730	1,029,790	1,428,486	228,422,373	185,363,180
	-외래	O.P	245,972	5,097,199	7,816,244	234,695,989	169,755,299
	약국	P	237,326	2,899,300	51,860,441	127,575,894	93,398,413
익 산 시 Iksan-si	합 계	Total	254,957	6,579,600	65,173,850	637,397,782	483,065,883
	소 계	S-Total	254,772	6,565,156	10,346,520	503,822,080	385,223,207
	-입원	I.P	44,755	1,084,495	1,497,236	247,365,311	199,755,180
	-외래	O.P	253,305	5,480,661	8,849,284	256,456,769	185,468,027
	약국	P	244,585	3,000,529	54,827,330	133,575,703	97,842,675
정 읍 시 Jeongeup-si	합 계	Total	97,988	2,936,161	28,551,958	285,895,086	217,954,621
	소 계	S-Total	97,923	2,931,157	4,056,804	224,486,824	172,884,827
	-입원	I.P	22,389	637,098	868,432	123,294,821	98,742,305
	-외래	O.P	97,064	2,294,059	3,188,372	101,192,003	74,142,522
	약국	P	94,020	1,336,479	24,495,154	61,408,262	45,069,794
남 원 시 Namwon-si	합 계	Total	72,482	2,187,097	21,201,213	203,259,231	154,072,925
	소 계	S-Total	72,430	2,176,023	3,224,395	157,417,559	120,708,487
	-입원	I.P	12,902	385,832	514,779	79,706,817	64,109,663
	-외래	O.P	71,848	1,790,191	2,709,616	77,710,742	56,598,824
	약국	P	69,551	1,078,681	17,976,818	45,841,673	33,364,438
김 제 시 Gimje-si	합 계	Total	75,676	2,445,675	23,874,692	245,953,531	188,172,470
	소 계	S-Total	75,634	2,442,359	3,968,894	195,106,007	150,673,438
	-입원	I.P	18,351	558,533	745,793	109,222,341	87,643,440
	-외래	O.P	74,850	1,883,826	3,223,101	85,883,665	63,029,998
	약국	P	72,339	1,022,137	19,905,798	50,847,524	37,499,032
완 주 군 Wanju-gun	합 계	Total	88,061	2,327,301	22,803,732	232,957,631	175,980,468
	소 계	S-Total	88,018	2,322,687	3,501,939	184,850,570	140,723,960
	-입원	I.P	16,812	480,687	631,440	97,788,838	78,045,915
	-외래	O.P	87,283	1,842,000	2,870,499	87,061,732	62,678,045
	약국	P	84,131	1,016,588	19,301,793	48,107,061	35,256,509
진 안 군 Jinan-gun	합 계	Total	23,181	744,877	7,978,911	75,639,650	57,346,084
	소 계	S-Total	23,156	743,750	1,540,675	59,591,019	45,644,726
	-입원	I.P	4,843	153,093	208,048	32,725,661	26,157,315
	-외래	O.P	22,968	590,657	1,332,627	26,865,358	19,487,411
	약국	P	22,193	313,386	6,438,236	16,048,630	11,701,357
무 주 군 Muju-gun	합 계	Total	22,293	634,069	7,407,680	66,998,424	50,882,369
	소 계	S-Total	22,263	633,835	1,279,186	52,641,958	40,427,447
	-입원	I.P	4,106	107,903	157,439	27,765,450	22,409,466
	-외래	O.P	22,120	525,932	1,121,747	24,876,508	18,017,981
	약국	P	21,419	291,849	6,128,494	14,356,466	10,454,922
장 수 군 Jangsū-gun	합 계	Total	20,138	627,894	6,709,645	64,112,839	48,608,418
	소 계	S-Total	20,119	627,363	1,014,060	49,484,410	37,981,756
	-입원	I.P	3,979	117,805	163,139	26,834,236	21,411,398
	-외래	O.P	19,958	509,558	850,921	22,650,174	16,570,358
	약국	P	19,371	275,396	5,695,585	14,628,428	10,626,661
임 실 군 Imsil-gun	합 계	Total	24,965	869,356	8,610,254	85,092,708	64,714,799
	소 계	S-Total	24,954	869,093	1,485,601	66,919,634	51,390,764
	-입원	I.P	5,637	192,314	250,380	37,351,875	29,647,786
	-외래	O.P	24,678	676,779	1,235,221	29,567,760	21,742,978
	약국	P	23,979	357,044	7,124,653	18,173,074	13,324,035
순 창 군 Sunchang-gun	합 계	Total	25,382	906,329	8,561,541	88,410,431	66,963,836
	소 계	S-Total	25,309	903,777	1,672,340	70,885,800	54,292,867
	-입원	I.P	5,770	208,779	280,857	39,725,675	31,463,415
	-외래	O.P	25,023	694,998	1,391,483	31,160,125	22,829,452
	약국	P	24,255	367,565	6,889,201	17,524,632	12,670,969
고 창 군 Gochang-gun	합 계	Total	49,497	1,655,257	16,319,007	174,221,249	132,347,272
	소 계	S-Total	49,478	1,655,021	2,471,934	140,215,419	107,403,618
	-입원	I.P	11,422	393,554	551,843	80,644,342	64,244,825
	-외래	O.P	48,929	1,261,467	1,920,091	59,571,077	43,158,793
	약국	P	47,493	683,602	13,847,073	34,005,830	24,943,654

Note : 1) Based on the Treatment Month

2) Based on the resident place

3) Rounding error can exist

4) The visit days to drug store with prescription are excluded from the Total

제III-2표  
Table III-2

시·군·구별 진료형태별  
Service Benefits by District

구 분 Division			진료실인원수 Patients	입내원일수 Visits	요양급여일수 Reimbursed Days	진료비 (천원) Medical Expense (1,000won)	급여비 (천원) Benefit (1,000won)
부 안 군 Buan-gun	합 계	Total	47,210	1,632,092	16,431,983	161,775,106	122,112,679
	소 계	S-Total	47,196	1,631,863	2,368,270	125,715,888	95,694,261
	-입원	I.P	11,997	367,287	519,317	70,587,554	56,120,702
	-외래	O.P	46,784	1,264,576	1,848,953	55,128,334	39,573,559
	약국	P	45,429	695,338	14,063,713	36,059,218	26,418,417
전 남 Jeonnam	합 계	Total	1,728,224	46,382,770	444,773,274	4,741,865,802	3,590,256,192
	소 계	S-T	1,727,309	46,379,410	71,772,960	3,816,392,589	2,916,850,809
	-입원	I.P	368,968	10,169,716	15,162,907	2,038,184,090	1,626,838,280
	-외래	O.P	1,715,197	36,209,694	56,610,053	1,778,208,501	1,290,012,528
	약국	P	1,654,443	19,629,353	373,000,314	925,473,216	673,405,379
목 포 시 Mokpo-si	합 계	Total	201,997	5,247,833	47,168,934	520,180,472	392,993,684
	소 계	S-Total	201,909	5,247,639	7,621,846	420,824,528	320,375,743
	-입원	I.P	45,027	1,155,841	1,750,287	219,051,294	174,760,275
	-외래	O.P	200,774	4,091,798	5,871,559	201,773,233	145,615,468
	약국	P	193,314	2,240,616	39,547,088	99,355,945	72,617,940
여 수 시 Yeosu-si	합 계	Total	261,452	6,944,278	63,297,027	678,368,497	511,087,226
	소 계	S-Total	261,376	6,943,773	9,897,392	546,899,559	416,000,679
	-입원	I.P	54,610	1,411,689	2,192,188	285,927,207	227,722,968
	-외래	O.P	259,768	5,532,084	7,705,204	260,972,352	188,277,711
	약국	P	250,946	3,055,046	53,399,635	131,468,938	95,086,547
순 천 시 Suncheon-si	합 계	Total	265,838	5,813,351	54,963,961	597,894,566	452,612,003
	소 계	S-Total	265,768	5,812,978	8,889,683	488,111,587	372,649,859
	-입원	I.P	50,407	1,189,006	1,777,634	248,607,370	199,806,384
	-외래	O.P	264,358	4,623,972	7,112,049	239,504,218	172,843,474
	약국	P	254,302	2,582,426	46,074,278	109,782,979	79,962,144
나 주 시 Naju-si	합 계	Total	110,923	2,914,193	26,664,735	298,046,645	225,213,190
	소 계	S-Total	110,886	2,914,060	4,246,645	240,699,429	183,531,479
	-입원	I.P	22,513	665,061	918,332	128,653,382	102,715,734
	-외래	O.P	109,966	2,248,999	3,328,313	112,046,047	80,815,745
	약국	P	106,038	1,280,251	22,418,090	57,347,216	41,681,710
광 양 시 Gwangyang-si	합 계	Total	146,046	2,968,660	28,430,751	291,741,911	219,917,515
	소 계	S-Total	145,999	2,968,387	4,656,316	235,126,833	178,925,612
	-입원	I.P	24,921	488,393	779,199	112,238,522	90,282,781
	-외래	O.P	145,393	2,479,994	3,877,117	122,888,311	88,642,831
	약국	P	140,135	1,402,606	23,774,435	56,615,079	40,991,902
담 양 군 Damyang-gun	합 계	Total	43,463	1,287,578	12,628,897	136,140,317	103,608,013
	소 계	S-Total	43,435	1,287,493	1,927,305	109,203,008	84,054,021
	-입원	I.P	9,473	311,162	441,040	60,392,213	48,224,446
	-외래	O.P	43,095	976,331	1,486,265	48,810,795	35,829,574
	약국	P	41,426	528,119	10,701,592	26,937,309	19,553,992
곡 성 군 Gokseong-gun	합 계	Total	25,438	806,841	8,248,920	84,374,900	63,787,503
	소 계	S-Total	25,421	806,727	1,281,135	67,112,140	51,266,549
	-입원	I.P	5,386	185,690	261,364	36,981,304	29,329,787
	-외래	O.P	25,172	621,037	1,019,771	30,130,835	21,936,762
	약국	P	24,345	340,501	6,967,785	17,262,760	12,520,954
구 레 군 Gurye-gun	합 계	Total	23,104	692,160	7,417,715	72,793,915	55,295,450
	소 계	S-Total	23,081	692,067	1,105,965	57,523,417	44,233,908
	-입원	I.P	5,213	156,628	230,369	31,647,948	25,322,975
	-외래	O.P	22,884	535,439	875,596	25,875,469	18,910,933
	약국	P	22,091	304,577	6,311,750	15,270,498	11,061,541
고 흥 군 Goheung-gun	합 계	Total	58,188	1,880,328	20,221,160	203,472,612	155,550,852
	소 계	S-Total	58,160	1,880,167	3,064,382	160,287,807	123,962,819
	-입원	I.P	13,575	430,712	647,660	90,824,501	72,808,459
	-외래	O.P	57,626	1,449,455	2,416,722	69,463,306	51,154,360
	약국	P	55,799	782,775	17,156,778	43,184,805	31,588,033
보 성 군 Boseong-gun	합 계	Total	35,969	1,095,711	11,896,269	123,684,136	93,920,032
	소 계	S-Total	35,820	1,095,681	1,615,772	97,868,528	75,118,448
	-입원	I.P	8,667	327,202	449,978	59,567,160	47,196,672
	-외래	O.P	35,344	768,479	1,165,794	38,301,368	27,921,776
	약국	P	34,447	470,521	10,280,497	25,815,608	18,801,585

주 : 1) 진료일 기준

2) 연도말 주민등록 주소지 기준

3) 반올림 관계로 합계와 내용의 합이 다를 수 있음

4) 약국의 처방조제 입내원일수는 합계의 입내원일수에서 제외함

# 진료현황(총계) <계속>

and Benefit Type (Total) <Cont'd>

(단위 : 명, 일)  
Unit : Person, Day

구 분 Division				진료실인원수 Patients	입내원일수 Visits	요양급여일수 Reimbursed Days	진료비 (천원) Medical Expense (1,000won)	급여비 (천원) Benefit (1,000won)
화 수 군 Hwasun-gun	합 계	Total		58,977	1,651,405	16,082,690	180,429,631	136,453,440
	소 계	S-Total		58,950	1,651,345	2,769,361	147,629,313	112,571,221
	-입원	I.P		13,541	455,920	690,271	83,225,115	66,081,346
	-외래	O.P		58,430	1,195,425	2,079,090	64,404,198	46,489,875
	약국	P		56,280	642,744	13,313,329	32,800,318	23,882,219
장 흥 군 Jangheung-gun	합 계	Total		33,488	1,126,931	11,132,506	115,521,912	88,317,294
	소 계	S-Total		33,480	1,126,901	2,124,216	93,487,692	72,293,190
	-입원	I.P		8,865	271,679	382,216	50,927,540	40,693,345
	-외래	O.P		33,116	855,222	1,742,000	42,560,152	31,599,845
	약국	P		31,929	403,481	9,008,290	22,034,220	16,024,103
강 진 군 Gangjin-gun	합 계	Total		31,243	987,412	10,196,797	109,856,942	84,571,611
	소 계	S-Total		31,237	987,338	1,732,497	87,872,192	68,491,233
	-입원	I.P		7,497	231,286	329,481	45,175,522	36,121,764
	-외래	O.P		30,925	756,052	1,403,016	42,696,670	32,369,469
	약국	P		30,051	396,940	8,464,300	21,984,750	16,080,379
해 남 군 Haenam-gun	합 계	Total		62,249	1,927,732	19,112,770	198,569,904	149,841,160
	소 계	S-Total		62,220	1,927,625	2,947,116	158,644,225	120,734,662
	-입원	I.P		15,314	435,912	683,005	89,232,993	70,998,296
	-외래	O.P		61,762	1,491,713	2,264,111	69,411,232	49,736,366
	약국	P		59,777	782,344	16,165,654	39,925,679	29,106,498
영 암 군 Yeongam-gun	합 계	Total		53,444	1,504,685	14,298,459	152,238,320	115,141,698
	소 계	S-Total		53,423	1,504,605	2,313,603	122,265,868	93,411,159
	-입원	I.P		11,619	334,487	485,010	65,855,994	52,352,717
	-외래	O.P		53,001	1,170,118	1,828,593	56,409,875	41,058,442
	약국	P		51,077	622,997	11,984,856	29,972,452	21,730,539
무 안 군 Muan-gun	합 계	Total		86,990	2,318,585	20,415,622	221,819,239	168,058,252
	소 계	S-Total		86,960	2,318,527	3,564,596	179,246,558	137,017,120
	-입원	I.P		18,448	464,325	673,477	92,904,595	74,330,781
	-외래	O.P		86,391	1,854,202	2,891,119	86,341,963	62,686,339
	약국	P		83,320	955,338	16,851,026	42,572,682	31,041,132
함 평 군 Hampyeong-gun	합 계	Total		29,146	934,366	9,820,527	102,282,644	77,357,208
	소 계	S-Total		29,122	934,310	1,625,415	81,325,510	62,151,355
	-입원	I.P		6,750	238,505	336,606	46,738,206	36,924,907
	-외래	O.P		28,807	695,805	1,288,809	34,587,304	25,226,448
	약국	P		27,947	351,687	8,195,112	20,957,134	15,205,853
영 광 군 Yeonggwang-gun	합 계	Total		49,207	1,650,767	14,860,994	159,479,887	120,643,177
	소 계	S-Total		49,184	1,650,630	2,568,217	127,437,198	97,136,378
	-입원	I.P		11,829	325,606	501,381	67,139,650	53,409,832
	-외래	O.P		48,839	1,325,024	2,066,836	60,297,548	43,726,547
	약국	P		47,068	645,851	12,292,777	32,042,689	23,506,799
장 성 군 Jangseong-gun	합 계	Total		41,347	1,200,357	11,752,546	129,533,294	98,207,618
	소 계	S-Total		41,197	1,199,755	1,768,532	104,024,425	79,684,422
	-입원	I.P		9,721	313,976	444,806	59,762,290	47,583,087
	-외래	O.P		40,776	885,779	1,323,726	44,262,136	32,101,335
	약국	P		39,520	514,235	9,984,014	25,508,869	18,523,196
완 도 군 Wando-gun	합 계	Total		45,870	1,403,608	14,540,203	146,682,648	111,911,425
	소 계	S-Total		45,854	1,403,550	2,572,921	116,914,645	90,018,086
	-입원	I.P		10,101	291,707	466,502	63,814,462	50,954,454
	-외래	O.P		45,529	1,111,843	2,106,419	53,100,183	39,063,632
	약국	P		43,937	554,445	11,967,282	29,768,002	21,893,339
진 도 군 Jindo-gun	합 계	Total		27,943	838,095	9,224,205	89,359,597	67,868,284
	소 계	S-Total		27,934	838,025	1,396,526	69,985,040	53,789,539
	-입원	I.P		6,285	182,783	278,860	39,573,473	31,668,555
	-외래	O.P		27,722	655,242	1,117,666	30,411,567	22,120,984
	약국	P		26,634	344,681	7,827,679	19,374,558	14,078,744
신 안 군 Sinan-gun	합 계	Total		35,902	1,187,894	12,397,586	129,393,813	97,899,557
	소 계	S-Total		35,893	1,187,827	2,083,519	103,903,087	79,433,327
	-입원	I.P		9,206	302,146	443,241	59,943,349	47,548,715
	-외래	O.P		35,519	885,681	1,640,278	43,959,739	31,884,612
	약국	P		34,060	427,172	10,314,067	25,490,726	18,466,230

Note : 1) Based on the Treatment Month  
2) Based on the resident place  
3) Rounding error can exist  
4) The visit days to drug store with prescription are excluded from the Total

제III-2표  
Table III-2

시·군·구별 진료형태별  
Service Benefits by District

구 분 Division			진료실인원수 Patients	입내원일수 Visits	요양급여일수 Reimbursed Days	진료비 (천원) Medical Expense (1,000won)	급여비 (천원) Benefit (1,000won)
경 북 Gyeongbuk	합 계	Total	2,462,789	56,364,685	615,134,795	5,800,201,591	4,369,501,417
	소 계	S.T	2,460,897	56,291,409	89,135,407	4,575,702,833	3,480,544,734
	-입원	I.P	385,769	9,410,536	13,855,049	2,233,029,633	1,805,165,437
	-외래	O.P	2,446,418	46,880,873	75,280,358	2,342,673,198	1,675,379,294
	약 국	P	2,353,675	26,751,917	525,999,388	1,224,498,760	888,956,689
포 항 시 남 구 Nam-gu	합 계	Total	213,953	4,704,792	49,525,381	475,245,904	355,995,869
	소 계	S-Total	213,883	4,704,164	7,002,185	376,924,551	284,573,155
	-입원	I.P	35,705	752,379	1,146,126	178,037,301	143,243,228
	-외래	O.P	212,628	3,951,785	5,856,059	198,887,250	141,329,926
	약 국	P	204,484	2,281,817	42,523,196	98,321,353	71,422,714
포 항 시 북 구 Buk-gu	합 계	Total	252,932	5,639,633	58,125,824	571,353,451	428,263,018
	소 계	S-Total	252,852	5,639,202	8,219,822	459,956,743	347,212,454
	-입원	I.P	41,640	985,283	1,442,860	220,653,106	177,274,641
	-외래	O.P	251,212	4,653,919	6,776,962	239,303,637	169,937,813
	약 국	P	241,612	2,623,316	49,906,002	111,396,708	81,050,565
경 주 시 Gyeongju-si	합 계	Total	241,293	5,850,838	60,536,033	589,283,573	444,589,541
	소 계	S-Total	241,207	5,850,389	8,326,506	464,406,463	354,041,362
	-입원	I.P	39,032	1,108,335	1,507,304	236,282,059	190,481,087
	-외래	O.P	239,421	4,742,054	6,819,202	228,124,404	163,560,275
	약 국	P	230,061	2,683,251	52,209,527	124,877,110	90,548,178
김 천 시 Gimcheon-si	합 계	Total	131,313	2,876,446	33,949,763	317,057,151	238,011,885
	소 계	S-Total	131,079	2,858,383	4,609,144	246,439,629	187,045,429
	-입원	I.P	21,622	455,752	701,711	121,131,669	98,736,097
	-외래	O.P	130,449	2,402,631	3,907,433	125,307,960	88,309,332
	약 국	P	125,770	1,389,401	29,340,619	70,617,522	50,966,456
안 동 시 Andong-si	합 계	Total	143,533	3,221,041	35,829,042	342,491,998	258,770,258
	소 계	S-Total	143,450	3,220,676	5,248,347	271,297,571	207,349,277
	-입원	I.P	23,202	647,513	946,748	143,961,805	116,149,430
	-외래	O.P	142,230	2,573,163	4,301,599	127,335,766	91,199,847
	약 국	P	135,909	1,426,138	30,580,695	71,194,428	51,420,982
구 미 시 Gumi-si	합 계	Total	388,577	7,183,681	73,287,358	672,853,279	503,897,949
	소 계	S-Total	388,444	7,182,628	10,831,473	532,764,072	402,282,116
	-입원	I.P	50,188	750,416	1,207,735	216,101,626	175,704,729
	-외래	O.P	387,304	6,432,212	9,623,738	316,662,446	226,577,387
	약 국	P	371,676	3,651,797	62,455,885	140,089,207	101,615,833
영 주 시 Yeongju-si	합 계	Total	93,628	2,229,542	24,968,582	237,927,584	179,519,462
	소 계	S-Total	93,545	2,224,132	3,705,526	187,113,040	142,523,340
	-입원	I.P	14,795	396,192	601,656	96,088,555	77,856,777
	-외래	O.P	92,987	1,827,940	3,103,870	91,024,485	64,666,563
	약 국	P	89,513	1,041,362	21,263,056	50,814,544	36,996,122
영 천 시 Yeongcheon-si	합 계	Total	95,575	2,567,800	28,043,015	256,330,736	193,928,952
	소 계	S-Total	95,500	2,562,980	4,287,525	199,749,781	152,739,925
	-입원	I.P	14,605	418,500	583,065	96,243,783	77,966,662
	-외래	O.P	94,846	2,144,480	3,704,460	103,505,998	74,773,264
	약 국	P	91,750	1,248,176	23,755,490	56,580,955	41,189,027
상 주 시 Sangju-si	합 계	Total	89,223	2,267,941	27,469,394	255,015,277	192,641,313
	소 계	S-Total	89,143	2,258,139	3,620,121	199,400,025	152,398,124
	-입원	I.P	14,985	430,327	618,418	104,620,137	84,850,527
	-외래	O.P	88,578	1,827,812	3,001,703	94,779,887	67,547,597
	약 국	P	85,549	1,067,652	23,849,273	55,615,252	40,243,190
문 경 시 Mungyeong-si	합 계	Total	66,569	1,713,171	19,113,657	177,825,618	134,530,345
	소 계	S-Total	66,503	1,707,759	2,662,157	138,642,770	106,012,421
	-입원	I.P	11,473	278,675	453,391	69,441,561	56,160,732
	-외래	O.P	66,109	1,429,084	2,208,766	69,201,209	49,851,689
	약 국	P	64,014	870,386	16,451,500	39,182,848	28,517,924
경 산 시 Gyeongsan-si	합 계	Total	256,445	5,740,315	58,464,185	544,276,752	410,018,568
	소 계	S-Total	256,208	5,729,319	8,740,592	429,345,806	326,374,085
	-입원	I.P	33,096	674,864	1,007,969	175,974,185	143,529,530
	-외래	O.P	255,289	5,054,455	7,732,623	253,371,620	182,844,555
	약 국	P	245,925	2,888,339	49,723,593	114,930,946	83,644,483

- 주 : 1) 진료일 기준  
 2) 연도말 주민등록 주소지 기준  
 3) 반올림 관계로 합계와 내용의 합이 다를 수 있음  
 4) 약국의 처방조제 입내원일수는 합계의 입내원일수에서 제외함



# 진료현황(총계) <계속>

and Benefit Type (Total) <Cont'd>

(단위 : 명, 일)

Unit : Person, Day

구 분 Division			진료실인원수 Patients	입내원일수 Visits	요양급여일수 Reimbursed Days	진료비 (천원) Medical Expense (1,000won)	급여비 (천원) Benefit (1,000won)
군 위 군 Gunwi-gun	합 계	Total	22,281	628,106	7,975,911	71,636,078	54,204,120
	소 계	S-Total	22,260	625,757	1,519,166	56,929,592	43,524,192
	-입원	I.P	4,096	124,044	177,758	29,761,395	24,021,858
	-외래	O.P	22,085	501,713	1,341,408	27,168,197	19,502,334
	약국	P	21,160	256,817	6,456,745	14,706,486	10,679,929
의 성 군 Uiseong-gun	합 계	Total	47,438	1,395,030	16,577,008	158,997,947	120,475,647
	소 계	S-Total	47,381	1,394,819	2,334,893	124,761,001	95,723,838
	-입원	I.P	9,954	356,120	488,866	72,256,989	57,906,060
	-외래	O.P	46,826	1,038,699	1,846,027	52,504,012	37,817,777
	약국	P	45,425	603,496	14,242,115	34,236,947	24,751,810
청 송 군 Cheongsong-gun	합 계	Total	22,651	543,997	7,526,758	67,423,857	50,809,680
	소 계	S-Total	22,640	543,836	1,097,667	52,387,208	39,922,711
	-입원	I.P	4,503	115,646	177,410	29,448,507	23,673,603
	-외래	O.P	22,482	428,190	920,257	22,938,700	16,249,108
	약국	P	21,387	227,775	6,429,091	15,036,649	10,886,969
영 양 군 Yeongyang-gun	합 계	Total	14,720	330,321	4,608,698	43,562,331	32,856,671
	소 계	S-Total	14,663	328,954	733,836	34,053,712	26,009,450
	-입원	I.P	2,982	81,185	127,499	20,477,637	16,531,368
	-외래	O.P	14,564	247,769	606,337	13,576,075	9,478,082
	약국	P	13,970	134,736	3,874,862	9,508,619	6,847,221
영 덕 군 Yeongdeok-gun	합 계	Total	32,461	987,371	11,714,165	109,332,738	83,597,575
	소 계	S-Total	32,436	987,048	1,929,742	85,830,602	66,412,411
	-입원	I.P	6,650	217,716	309,346	48,197,794	38,916,381
	-외래	O.P	32,109	769,332	1,620,396	37,632,809	27,496,030
	약국	P	31,292	434,283	9,784,423	23,502,135	17,185,164
청 도 군 Cheongdo-gun	합 계	Total	39,608	1,206,102	13,702,894	130,716,718	99,083,952
	소 계	S-Total	39,597	1,205,983	1,914,854	101,769,931	77,883,939
	-입원	I.P	7,514	248,629	342,496	54,605,692	43,798,655
	-외래	O.P	39,265	957,354	1,572,358	47,164,239	34,085,284
	약국	P	38,050	520,022	11,788,040	28,946,787	21,200,013
고 령 군 Goryeong-gun	합 계	Total	29,317	775,044	9,418,074	87,434,545	65,982,463
	소 계	S-Total	29,309	774,967	1,487,933	69,257,268	52,765,881
	-입원	I.P	5,361	154,166	222,312	36,794,472	29,763,959
	-외래	O.P	29,072	620,801	1,265,621	32,462,796	23,001,922
	약국	P	28,029	347,849	7,930,141	18,177,277	13,216,582
성 주 군 Seongju-gun	합 계	Total	40,827	1,124,592	12,871,667	123,022,950	92,599,387
	소 계	S-Total	40,803	1,124,542	1,792,474	98,020,948	74,462,716
	-입원	I.P	7,308	234,722	326,350	52,207,752	41,890,475
	-외래	O.P	40,451	889,820	1,466,124	45,813,196	32,572,241
	약국	P	39,078	502,035	11,079,193	25,002,002	18,136,671
칠 곡 군 Chilgok-gun	합 계	Total	107,055	2,243,968	24,494,236	219,411,687	165,016,723
	소 계	S-Total	107,013	2,243,692	3,474,952	171,309,436	130,160,096
	-입원	I.P	14,544	294,752	446,333	77,420,146	62,979,236
	-외래	O.P	106,599	1,948,940	3,028,619	93,889,290	67,180,859
	약국	P	102,673	1,164,351	21,019,284	48,102,251	34,856,627
예 천 군 Yecheon-gun	합 계	Total	52,715	1,294,656	14,083,020	138,244,127	104,766,934
	소 계	S-Total	52,683	1,294,137	2,030,375	109,619,061	83,997,586
	-입원	I.P	8,817	283,869	406,141	61,393,823	49,492,817
	-외래	O.P	52,207	1,010,268	1,624,234	48,225,238	34,504,769
	약국	P	50,243	562,792	12,052,645	28,625,066	20,769,349
봉 화 군 Bonghwa-gun	합 계	Total	28,099	686,406	8,827,027	81,742,418	61,894,937
	소 계	S-Total	27,998	686,052	1,486,827	64,573,735	49,410,806
	-입원	I.P	5,370	162,388	247,509	36,651,339	29,559,868
	-외래	O.P	27,766	523,664	1,239,318	27,922,396	19,850,938
	약국	P	26,690	313,137	7,340,200	17,168,683	12,484,131
울 진 군 Ulsjin-gun	합 계	Total	44,103	998,152	12,150,146	110,562,817	84,248,612
	소 계	S-Total	43,994	997,654	1,529,889	85,687,771	66,082,143
	-입원	I.P	6,936	205,579	307,599	46,960,834	38,021,416
	-외래	O.P	43,682	792,075	1,222,290	38,726,937	28,060,726
	약국	P	42,064	461,496	10,620,257	24,875,046	18,166,470

Note : 1) Based on the Treatment Month

2) Based on the resident place

3) Rounding error can exist

4) The visit days to drug store with prescription are excluded from the Total

제III-2표  
Table III-2

시·군·구별 진료형태별  
Service Benefits by District

구 분 Division			진료실인원수 Patients	입내원일수 Visits	요양급여일수 Reimbursed Days	진료비 (천원) Medical Expense (1,000won)	급여비 (천원) Benefit (1,000won)
울릉군 Ulleung-gun	합계	Total	8,473	155,740	1,872,957	18,452,055	13,797,556
	소계	S-Total	8,306	146,197	549,401	15,462,117	11,637,277
	-입원	I.P	1,391	33,484	58,447	8,317,466	6,656,301
	-외래	O.P	8,257	112,713	490,954	7,144,651	4,980,976
	약국	P	7,351	51,493	1,323,556	2,989,939	2,160,279
경남 Gyeongnam	합계	Total	3,129,160	72,791,344	695,342,184	7,221,177,243	5,421,403,210
	소계	S.T	3,127,386	72,719,819	113,156,299	5,838,665,309	4,417,325,918
	-입원	I.P	541,412	13,153,369	19,440,364	2,862,978,811	2,306,867,275
	-외래	O.P	3,108,899	59,566,450	93,715,935	2,975,686,498	2,110,458,642
	약국	P	2,981,255	32,263,569	582,185,885	1,382,511,934	1,004,077,291
창원시 의창구 Uichang-gu	합계	Total	205,952	4,569,514	41,971,994	440,610,090	329,398,149
	소계	S-Total	205,900	4,568,531	6,646,983	358,692,700	269,797,424
	-입원	I.P	32,238	750,241	1,081,077	166,106,356	134,897,607
	-외래	O.P	204,740	3,818,290	5,565,906	192,586,344	134,899,817
	약국	P	195,764	2,019,999	35,325,011	81,917,390	59,600,724
창원시 성산구 Seongsan-gu	합계	Total	241,338	4,960,669	43,561,549	462,989,542	341,164,247
	소계	S-Total	241,234	4,959,773	7,303,474	380,073,932	281,190,545
	-입원	I.P	35,315	698,753	1,048,622	163,740,738	132,426,060
	-외래	O.P	240,190	4,261,020	6,254,852	216,333,195	148,764,484
	약국	P	228,615	2,197,300	36,258,075	82,915,610	59,973,703
마산합포구 Masanhappo-gu	합계	Total	168,009	4,134,622	39,480,071	424,432,941	319,856,589
	소계	S-Total	167,948	4,134,101	6,473,737	346,424,636	263,085,325
	-입원	I.P	28,716	825,484	1,160,836	170,994,505	138,331,418
	-외래	O.P	166,720	3,308,617	5,312,901	175,430,131	124,753,907
	약국	P	159,758	1,784,860	33,006,334	78,008,305	56,771,263
마산회원구 Masanoewon-gu	합계	Total	172,923	4,127,220	39,591,431	412,410,732	310,879,061
	소계	S-Total	172,845	4,126,255	6,076,262	334,133,536	253,856,828
	-입원	I.P	28,258	763,298	1,074,957	160,734,685	130,565,058
	-외래	O.P	171,785	3,362,957	5,001,305	173,398,851	123,291,770
	약국	P	164,775	1,844,275	33,515,169	78,277,197	57,022,234
창원시 진해구 Jinhae-gu	합계	Total	185,882	4,087,174	37,236,046	393,444,130	294,851,797
	소계	S-Total	185,849	4,086,538	6,277,411	318,225,755	240,208,932
	-입원	I.P	29,647	689,143	1,055,780	150,265,792	121,532,397
	-외래	O.P	184,837	3,397,395	5,221,631	167,959,962	118,676,535
	약국	P	177,316	1,857,909	30,958,635	75,218,375	54,642,865
진주시 Jinju-si	합계	Total	324,373	6,750,030	67,210,206	670,292,559	502,772,498
	소계	S-Total	324,288	6,749,451	9,159,188	538,159,315	406,857,460
	-입원	I.P	49,733	984,768	1,569,285	245,971,093	199,224,583
	-외래	O.P	322,862	5,764,683	7,589,903	292,188,222	207,632,877
	약국	P	307,862	3,135,225	58,051,018	132,133,244	95,915,038
통영시 Tongyeong-si	합계	Total	114,980	2,953,238	27,610,055	284,305,102	214,803,431
	소계	S-Total	114,928	2,952,909	3,876,172	225,164,825	171,660,102
	-입원	I.P	20,891	497,744	767,118	111,696,093	90,092,865
	-외래	O.P	114,302	2,455,165	3,109,054	113,468,731	81,567,238
	약국	P	110,312	1,350,523	23,733,883	59,140,278	43,143,328
사천시 Sacheon-si	합계	Total	103,472	2,505,940	24,250,652	258,391,033	195,601,442
	소계	S-Total	103,430	2,505,697	3,396,741	207,094,816	158,276,945
	-입원	I.P	20,373	471,347	709,454	105,199,005	84,635,801
	-외래	O.P	102,802	2,034,350	2,687,287	101,895,811	73,641,144
	약국	P	98,947	1,114,108	20,853,911	51,296,217	37,324,496

주 : 1) 진료일 기준  
2) 연도말 주민등록 주소지 기준  
3) 반올림 관계로 합계와 내용의 합이 다를 수 있음  
4) 약국의 처방조제 입내원일수는 합계의 입내원일수에서 제외함

# 진료현황(총계) <계속>

and Benefit Type (Total) <Cont'd>

(단위 : 명, 일)

Unit : Person, Day

구 분 Division			진료실인원수 Patients	입내원일수 Visits	요양급여일수 Reimbursed Days	진료비 (천원) Medical Expense (1,000won)	급여비 (천원) Benefit (1,000won)
김 해 시 Gimhae-si	합 계	Total	517,214	11,280,528	99,461,831	1,089,084,396	812,170,319
	소 계	S-Total	516,633	11,240,969	16,660,033	888,859,660	667,364,167
	-입 원	I.P	93,954	2,043,603	3,054,165	434,055,065	348,218,288
	-외 래	O.P	513,894	9,197,366	13,605,868	454,804,595	319,145,879
	약 국	P	492,814	5,001,496	82,801,798	200,224,735	144,806,152
밀 양 시 Miryang-si	합 계	Total	96,879	2,552,573	27,386,222	280,522,116	212,400,072
	소 계	S-Total	96,841	2,552,230	4,514,402	226,250,299	172,912,998
	-입 원	I.P	22,375	580,323	852,540	126,913,252	102,218,973
	-외 래	O.P	96,088	1,971,907	3,661,862	99,337,047	70,694,024
	약 국	P	92,175	1,087,760	22,871,820	54,271,817	39,487,074
거 제 시 Geoje-si	합 계	Total	228,666	4,847,512	43,581,481	464,006,185	345,046,754
	소 계	S-Total	228,611	4,847,116	7,787,831	379,159,753	283,622,371
	-입 원	I.P	37,642	770,760	1,228,583	181,465,497	146,065,728
	-외 래	O.P	227,729	4,076,356	6,559,248	197,694,256	137,556,643
	약 국	P	216,998	2,152,030	35,793,650	84,846,433	61,424,383
양 산 시 Yangsan-si	합 계	Total	337,536	7,481,755	71,301,988	717,717,478	539,764,741
	소 계	S-Total	337,314	7,480,376	11,550,236	575,576,850	436,320,300
	-입 원	I.P	53,372	1,144,485	1,704,900	260,580,717	209,837,322
	-외 래	O.P	335,718	6,335,891	9,845,336	314,996,134	226,482,978
	약 국	P	323,328	3,493,097	59,751,752	142,140,628	103,444,441
의 령 군 Uiryeong-gun	합 계	Total	24,656	833,984	8,330,775	83,210,685	63,179,252
	소 계	S-Total	24,626	833,284	1,599,458	67,212,931	51,545,669
	-입 원	I.P	5,315	221,101	288,368	39,383,421	31,395,825
	-외 래	O.P	24,242	612,183	1,311,090	27,829,511	20,149,844
	약 국	P	23,535	324,678	6,731,317	15,997,754	11,633,583
함 안 군 Haman-gun	합 계	Total	59,930	1,534,661	16,001,702	161,762,286	122,724,427
	소 계	S-Total	59,875	1,529,972	2,690,777	130,556,693	100,093,999
	-입 원	I.P	11,540	378,202	516,846	72,756,257	58,589,641
	-외 래	O.P	59,292	1,151,770	2,173,931	57,800,435	41,504,359
	약 국	P	57,055	654,992	13,310,925	31,205,593	22,630,428
창 녕 군 changnyeong -gun	합 계	Total	56,479	1,675,281	17,907,608	174,016,556	131,809,004
	소 계	S-Total	56,327	1,660,665	3,295,626	139,339,501	106,637,364
	-입 원	I.P	11,398	424,293	567,903	76,284,224	61,263,537
	-외 래	O.P	55,670	1,236,372	2,727,723	63,055,277	45,373,827
	약 국	P	53,885	699,157	14,611,982	34,677,054	25,171,640
고 성 군 Goseong-gun	합 계	Total	47,501	1,369,606	14,007,391	147,264,578	111,044,391
	소 계	S-Total	47,490	1,369,411	2,501,978	119,300,045	90,771,167
	-입 원	I.P	10,514	338,954	488,117	65,097,150	52,062,256
	-외 래	O.P	46,998	1,030,457	2,013,861	54,202,895	38,708,911
	약 국	P	45,353	552,705	11,505,413	27,964,532	20,273,224
남 해 군 Namhae-gun	합 계	Total	39,469	1,287,380	12,959,071	131,438,010	100,157,527
	소 계	S-Total	39,464	1,287,266	2,530,543	105,689,066	81,389,784
	-입 원	I.P	8,857	295,702	419,877	60,785,759	48,595,676
	-외 래	O.P	39,033	991,564	2,110,666	44,903,307	32,794,108
	약 국	P	37,604	500,044	10,428,528	25,748,944	18,767,743
하 동 군 Hadong-gun	합 계	Total	39,533	1,140,794	12,696,358	122,724,439	93,026,659
	소 계	S-Total	39,519	1,140,638	2,179,987	98,243,950	75,280,521
	-입 원	I.P	8,438	248,937	371,630	54,191,308	43,304,522
	-외 래	O.P	39,166	891,701	1,808,357	44,052,642	31,975,998
	약 국	P	37,801	464,624	10,516,371	24,480,489	17,746,138

Note : 1) Based on the Treatment Month

2) Based on the resident place

3) Rounding error can exist

4) The visit days to drug store with prescription are excluded from the Total

제Ⅲ-2표  
Table III-2

시·군·구별 진료형태별  
Service Benefits by District

구 분 Division			진료실인원수 Patients	입내원일수 Visits	요양급여일수 Reimbursed Days	진료비 (천원) Medical Expense (1,000won)	급여비 (천원) Benefit (1,000won)
산 청 군 Sancheong-gun	합 계	Total	32,217	944,113	10,021,886	101,162,901	76,676,125
	소 계	S-Total	32,182	941,957	1,601,616	80,586,968	61,670,104
	-입 원	I.P	6,586	212,067	308,859	44,630,926	35,607,434
	-외 래	O.P	31,868	729,890	1,292,757	35,956,042	26,062,670
	약 국	P	30,555	361,747	8,420,270	20,575,932	15,006,021
함 양 군 Hamyang-gun	합 계	Total	35,502	1,054,253	11,213,016	109,498,893	83,153,215
	소 계	S-Total	35,494	1,053,153	1,885,244	87,134,581	66,808,006
	-입 원	I.P	6,997	193,416	292,861	45,431,218	36,455,094
	-외 래	O.P	35,250	859,737	1,592,383	41,703,363	30,352,912
	약 국	P	34,125	498,131	9,327,772	22,364,312	16,345,210
거 창 군 Geochang-gun	합 계	Total	56,925	1,454,190	15,749,141	152,518,891	115,364,862
	소 계	S-Total	56,904	1,453,520	2,717,694	120,999,167	92,401,916
	-입 원	I.P	10,343	269,111	400,457	61,574,766	49,723,557
	-외 래	O.P	56,546	1,184,409	2,317,237	59,424,401	42,678,359
	약 국	P	54,648	667,652	13,031,447	31,519,724	22,962,945
합 천 군 Hapcheon-gun	합 계	Total	39,724	1,246,307	13,811,710	139,373,700	105,558,648
	소 계	S-Total	39,684	1,246,007	2,430,906	111,786,330	85,573,991
	-입 원	I.P	8,910	351,637	478,129	65,120,984	51,823,633
	-외 래	O.P	39,167	894,370	1,952,777	46,665,346	33,750,358
	약 국	P	38,030	501,257	11,380,804	27,587,371	19,984,658

주 : 1) 진료일 기준  
 2) 연도말 주민등록 주소지 기준  
 3) 반올림 관계로 합계와 내용의 합이 다를 수 있음  
 4) 약국의 처방조제 입내원일수는 합계의 입내원일수에서 제외함

# 진료현황(총계) <계속>

and Benefit Type (Total) <Cont'd>

(단위 : 명, 일)  
Unit : Person, Day

구 분 Division			진료실인원수 Patients	입내원일수 Visits	요양급여일수 Reimbursed Days	진료비 (천원) Medical Expense (1,000won)	급여비 (천원) Benefit (1,000won)
제 주 합 계 Jeju 소 계	Total		644,861	14,111,114	139,013,651	1,268,026,945	961,115,711
		S.T	644,660	14,108,677	20,067,101	1,005,067,670	769,615,918
		-입 원 I.P	88,254	1,334,806	2,262,274	399,752,392	328,553,620
		-외 래 O.P	642,789	12,773,871	17,804,827	605,315,277	441,062,299
		약 국 P	614,994	6,511,144	118,946,550	262,959,276	191,499,793
제 주 시 Jeju-si	합 계 Total		469,423	9,967,747	97,433,274	889,483,222	674,408,790
		S-Total	469,286	9,967,130	14,062,285	705,600,048	540,525,154
		-입 원 I.P	62,814	933,099	1,577,726	276,625,081	227,264,439
		-외 래 O.P	467,911	9,034,031	12,484,559	428,974,967	313,260,715
		약 국 P	447,382	4,651,291	83,370,989	183,883,174	133,883,636
서 귀 포 시 Seogwipo-si	합 계 Total		175,438	4,143,367	41,580,377	378,543,723	286,706,921
		S-Total	175,374	4,141,547	6,004,816	299,467,622	229,090,764
		-입 원 I.P	25,440	401,707	684,548	123,127,311	101,289,181
		-외 래 O.P	174,878	3,739,840	5,320,268	176,340,310	127,801,584
		약 국 P	167,612	1,859,853	35,575,561	79,076,102	57,616,157

Note : 1) Based on the Treatment Month  
2) Based on the resident place  
3) Rounding error can exist  
4) The visit days to drug store with prescription are excluded from the Total

제III-3표  
Table III-3

시도별 현금  
Cash Benefits

구 분 Division	계 Total		요 양 비 Medical care costs		장 제 비 Funeral allowances	
	건 수 Cases	금 액 Benefits	건 수 Cases	금 액 Benefits	건 수 Cases	금 액 Benefits
계	4,575,443	2,793,106,128	2,126,432	254,632,412	-	-
서 울 Seoul	839,685	432,667,822	463,757	52,374,164	-	-
부 산 Busan	330,285	228,001,286	127,572	15,987,877	-	-
대 구 Daegu	202,861	125,360,672	86,908	10,859,780	-	-
인 천 Incheon	252,005	150,356,573	120,755	14,609,899	-	-
광 주 Gwangju	119,745	87,677,671	42,862	6,223,182	-	-
대 전 Daejeon	128,949	71,432,736	66,927	7,697,838	-	-
울 산 Ulsan	80,886	52,832,278	34,581	4,592,065	-	-
세 종 Sejong	34,015	16,129,113	22,878	2,107,185	-	-
경 기 Gyeonggi	1,121,447	610,510,317	607,847	68,795,254	-	-
강 원 Gangwon	145,780	84,073,344	70,557	8,785,801	-	-
충 북 Chungbuk	137,668	84,526,066	62,012	7,726,295	-	-
충 남 Chungnam	200,169	126,984,573	88,140	10,719,411	-	-
전 북 Jeonbuk	193,217	139,309,471	68,322	9,153,826	-	-
전 남 Jeonnam	204,172	164,320,040	56,088	8,153,711	-	-
경 북 Gyeongbuk	246,844	174,761,109	87,053	11,770,319	-	-
경 남 Gyeongnam	285,673	212,565,317	96,854	12,463,911	-	-
제 주 Jeju	52,042	31,597,736	23,319	2,611,893	-	-

주 : 1) 지급일 기준 2) 반올림 관계로 총계와 내용의 합이 다를 수 있음

3) 가정산소(2006 년 신설), 출산비, 제 1 형당노병환자 소모성재료(2011.7 월 신설)는 요양비에 포함 4) 장제비는 2008.1.1. 폐지 됨

5) 임신·출산 진료비는 2008.12.15 신설.(예탁금 형식으로 "건수" 불가) 카드사 매입일자 기준으로, 연도별 보험급여 실적의 현황과 다를 수 있음

6) 주소불분명 기타값 등의 관계로 시도별 현황자료와 3-1. 연도별 보험급여 실적 현황의 값이 다를 수 있음

# 급여 지급현황

by Province

(단위 : 건, 천원)  
Unit : Case, KRW 1,000

본인부담액보상금 Compensation reimbursement		장애인 보조기기 Benefits for the appliances of the disabled		본인부담상한액 초과 사후환급금 Reimbursement in the co-payment ceiling system		임신·출산 진료비 Prenatal care costs
건 수 Cases	금 액 Benefits	건 수 Cases	금 액 Benefits	건 수 Cases	금 액 Benefits	금 액 Benefits
-	-	124,110	91,919,753	2,324,901	2,112,346,179	334,207,784
-	-	20,415	13,256,045	355,513	304,047,831	62,989,781
-	-	7,416	5,443,648	195,297	186,417,936	20,151,825
-	-	8,209	5,866,810	107,744	94,459,637	14,174,445
-	-	6,838	5,241,584	124,412	111,710,032	18,795,058
-	-	2,594	2,002,416	74,289	69,869,508	9,582,566
-	-	3,200	2,433,933	58,822	51,342,076	9,958,890
-	-	1,921	1,408,903	44,384	39,816,483	7,014,827
-	-	530	412,786	10,607	9,380,347	4,228,795
-	-	26,230	19,002,396	487,370	423,619,582	99,093,085
-	-	3,139	2,582,002	72,084	63,496,062	9,209,479
-	-	3,950	2,947,483	71,706	63,949,304	9,902,984
-	-	6,274	4,860,637	105,755	98,427,098	12,977,427
-	-	7,216	5,899,918	117,679	115,163,953	9,091,774
-	-	6,469	5,157,517	141,615	141,020,374	9,988,438
-	-	10,081	8,006,865	149,710	141,091,624	13,892,301
-	-	8,091	6,261,247	180,728	175,185,303	18,654,856
-	-	1,537	1,135,563	27,186	23,349,027	4,501,253

Note : 1) Based on the payment month 2) Rounding error can exist  
3) Home oxygen (newly established in 2006), childbirth expenses, and consumable materials for patients with type 1 diabetes (newly established in July 2011) are included in healthcare expenses.  
4) Funeral costs were repealed on January 1, 2008.  
5) Prenatal care costs has been added in benefits owing to the creation of prenatal benefit program on December 15, 2008.  
It is based on purchase date of a card company and it may be different from record of insurance benefit by year.  
6) For reasons of address unknown or others, there may be difference between status report by city and province and the values in '3-1 status of insurance benefit by year'.

제III-4표  
Table III-4

요양기관종별 진료형태별  
Service Benefits by Type of

구 분 Division			진료실인원수 Patients	입내원일수 Visits	요양급여일수 Reimbursed Days	진료비(천원) Medical Expense (KRW1,000)
<b>총계 Total</b>			<b>49,213,134</b>	<b>1,075,209,744</b>	<b>10,974,919,399</b>	<b>105,858,638,472</b>
			<b>7,088,365</b>	<b>138,036,535</b>	<b>213,981,503</b>	<b>36,615,457,671</b>
			<b>49,050,588</b>	<b>937,173,209</b>	<b>10,760,937,896</b>	<b>69,243,180,801</b>
의료기관 및 보건기관  Medical institution and Community health agency	<b>소계 Subtotal</b>	<b>소계 입원 외래 Inpatients Outpstients</b>	<b>49,183,311</b>	<b>1,073,975,012</b>	<b>1,656,887,915</b>	<b>84,509,157,285</b>
			<b>7,088,365</b>	<b>138,036,535</b>	<b>213,981,503</b>	<b>36,615,457,671</b>
			<b>48,992,979</b>	<b>935,938,477</b>	<b>1,442,906,412</b>	<b>47,893,699,615</b>
	상급종합병원 Tertiary hospital	소계 입원 외래 Subtotal Inpatients Outpstients	8,469,637 1,650,435 8,227,322	63,721,632 17,508,616 46,213,016	148,488,240 42,985,498 105,502,742	18,994,685,353 12,007,331,297 6,987,354,057
	종합병원 General hospital	소계 입원 외래 Subtotal Inpatients Outpstients	16,256,628 2,771,519 15,742,791	107,426,768 26,994,038 80,432,730	241,080,061 53,464,233 187,615,828	17,866,655,796 11,058,899,730 6,807,756,066
	병원 Hospital	소계 입원 외래 Subtotal Inpatients Outpstients	15,312,634 2,003,861 15,092,210	90,948,946 21,894,471 69,054,475	123,716,432 41,074,442 82,641,990	9,173,324,386 5,426,918,492 3,746,405,894
	요양병원 Healthcare institute	소계 입원 외래 Subtotal Inpatients Outpstients	945,537 375,930 615,986	60,205,769 56,460,146 3,745,623	65,812,036 57,702,547 8,109,489	5,632,006,068 5,393,854,595 238,151,473
	정신병원 Psychiatric hospital	소계 입원 외래 Subtotal Inpatients Outpstients	284,608 44,941 260,021	7,389,639 5,803,362 1,586,277	37,535,718 6,457,648 31,078,070	664,242,089 549,628,711 114,613,378
	의원 Clinic	소계 입원 외래 Subtotal Inpatients Outpstients	46,067,782 1,192,713 46,053,956	566,099,902 5,614,618 560,485,284	802,884,242 8,208,536 794,675,706	23,491,434,307 1,698,110,376 21,793,323,931
	치과병원 Dental hospital	소계 입원 외래 Subtotal Inpatients Outpstients	1,625,228 6,865 1,625,114	4,405,187 24,594 4,380,593	4,456,135 64,965 4,391,170	327,479,508 12,057,478 315,422,030
	치과의원 Dental clinic	소계 입원 외래 Subtotal Inpatients Outpstients	22,848,808 255 22,848,801	74,499,301 248 74,499,053	74,558,736 579 74,558,157	5,077,588,012 70,732 5,077,517,280
	조산원 Midwifery clinic	소계 입원 외래 Subtotal Inpatients Outpstients	255 255 -	702 702 -	704 704 -	375,776 375,776 -
	보건기관 Health Center	소계 입원 외래 Subtotal Inpatients Outpstients	1,009,678 457 1,009,603	5,299,444 7,180 5,292,264	54,986,529 9,624 54,976,905	119,091,853 671,065 118,420,788
	한방병원 Korean medicine hospital	소계 입원 외래 Subtotal Inpatients Outpstients	841,626 163,134 727,982	7,396,731 3,487,318 3,909,413	8,670,632 3,769,643 4,900,989	584,636,470 442,259,729 142,376,741
	한의원 Korean medicine clinic	소계 입원 외래 Subtotal Inpatients Outpstients	10,669,032 13,527 10,663,084	86,580,991 241,242 86,339,749	94,698,450 243,084 94,455,366	2,577,637,667 25,279,689 2,552,357,977
약국 Pharmacy			46,966,125	499,934,883	9,318,031,484	21,349,481,187
			46,941,952	498,700,151	9,314,443,060	21,340,265,931
			361,332	1,234,732	3,588,424	9,215,256

주 : 1) 진료일 기준 2) 반올림 관계로 총계와 내용의 합이 다를 수 있음  
3) 약국의 처방조제 입내원일수는 합계의 입내원일수에서 제외함  
4) 2021년 3월 의료법 개정에 따른 '정신병원' 요양기관 종별 분리 및 산설



# 진료현황(총계)

Provider(Total)

(단위 : 명, 일, 원)  
Unit : Person, Day, KRW

급여비 (천원) Benefit (KRW1,000)	입 내 원 1 일 당 Per Visit		요 양 급 여 1 일 당 Perreimbursed day	
	진료비 Medical Expense	급여비 Benefit	진료비 Medical Expense	급여비 Benefit
79,509,908,371	98,454	73,948	9,646	7,245
29,798,266,988	265,259	215,872	171,115	139,256
49,711,641,384	73,885	53,044	6,435	4,620
63,982,866,495	78,688	59,576	51,005	38,616
29,798,266,988	265,259	215,872	171,115	139,256
34,184,599,508	51,172	36,524	33,193	23,691
15,001,675,373	298,088	235,425	127,920	101,029
10,178,148,817	685,796	581,322	279,334	236,781
4,823,526,556	151,199	104,376	66,229	45,719
13,294,580,448	166,315	123,755	74,111	55,146
9,035,935,628	409,679	334,738	206,847	169,009
4,258,644,820	84,639	52,947	36,286	22,699
6,685,623,348	100,862	73,510	74,148	54,040
4,233,231,701	247,867	193,347	132,124	103,062
2,452,391,646	54,253	35,514	45,333	29,675
4,362,448,449	93,546	72,459	85,577	66,286
4,189,358,818	95,534	74,200	93,477	72,603
173,089,631	63,581	46,211	29,367	21,344
516,800,384	89,888	69,936	17,696	13,768
433,126,704	94,709	74,634	85,113	67,072
83,673,680	72,253	52,748	3,688	2,692
17,854,308,582	41,497	31,539	29,259	22,238
1,371,044,974	302,445	244,192	206,871	167,027
16,483,263,607	38,883	29,409	27,424	20,742
209,358,694	74,340	47,525	73,490	46,982
9,690,732	490,261	394,028	185,600	149,169
199,667,962	72,004	45,580	71,831	45,470
3,601,739,394	68,156	48,346	68,102	48,307
56,499	285,211	227,820	122,163	97,581
3,601,682,895	68,155	48,345	68,101	48,307
371,001	535,294	528,491	533,773	526,990
371,001	535,294	528,491	533,773	526,990
-	-	-	-	-
89,998,867	22,473	16,983	2,166	1,637
547,368	93,463	76,235	69,728	56,875
89,451,499	22,376	16,902	2,154	1,627
414,504,075	79,040	56,039	67,427	47,806
328,015,535	126,819	94,060	117,321	87,015
86,488,540	36,419	22,123	29,051	17,647
1,951,457,881	29,771	22,539	27,219	20,607
18,739,210	104,790	77,678	103,996	77,089
1,932,718,671	29,562	22,385	27,022	20,462
15,527,041,876	42,705	31,058	2,291	1,666
15,521,483,074	42,792	31,124	2,291	1,666
5,558,802	7,463	4,502	2,568	1,549

Note : 1) Based on the Treatment Month 2) Rounding error can exist

3) The visit days to drug store with prescription are excluded from the Total

4) Separated and newly added 'Psychiatric hospital' healthcare institutions according to the amendment of the Medical Service Act in March 2021

제III-4-1표  
Table III-4-1

요양기관종별 진료형태별  
Service Benefits by Type of

구 분 Division			진료실인원수 Patients	입내원일수 Visits	요양급여일수 Reimbursed Days	진료비(천원) Medical Expense (KRW1,000)
<b>총계 Total</b>			<b>38,414,434</b>	<b>766,448,961</b>	<b>7,635,732,210</b>	<b>72,526,230,837</b>
<b>소계 입원 외래 Subtotal Inpatients Outpstients</b>			<b>5,000,351</b>	<b>85,396,413</b>	<b>135,383,601</b>	<b>23,497,557,134</b>
			<b>38,301,722</b>	<b>681,052,548</b>	<b>7,500,348,609</b>	<b>49,028,673,703</b>
의료기관 및 보건기관  Medical institution and Community health agency	<b>소계 Subtotal</b>	<b>소계 입원 외래 Subtotal Inpatients Outpstients</b>	<b>38,373,069</b>	<b>765,662,949</b>	<b>1,166,745,099</b>	<b>57,734,328,197</b>
			<b>5,000,351</b>	<b>85,396,413</b>	<b>135,383,601</b>	<b>23,497,557,134</b>
			<b>38,242,749</b>	<b>680,266,536</b>	<b>1,031,361,498</b>	<b>34,236,771,063</b>
	상급종합병원 Tertiary hospital	소계 입원 외래 Subtotal Inpatients Outpstients	6,304,786 1,158,148 6,129,952	43,953,992 11,445,852 32,508,140	100,485,752 28,312,479 72,173,273	12,672,699,090 7,855,017,022 4,817,682,068
	종합병원 General hospital	소계 입원 외래 Subtotal Inpatients Outpstients	12,187,804 1,924,954 11,817,359	74,387,226 17,393,511 56,993,715	165,189,997 34,671,167 130,518,830	11,887,935,851 7,130,111,033 4,757,824,818
	병원 Hospital	소계 입원 외래 Subtotal Inpatients Outpstients	11,639,184 1,428,812 11,480,667	65,157,680 14,183,703 50,973,977	87,362,907 26,961,270 60,401,637	6,304,215,082 3,580,765,164 2,723,449,918
	요양병원 Healthcare institute	소계 입원 외래 Subtotal Inpatients Outpstients	642,775 236,403 434,858	36,534,893 34,016,573 2,518,320	40,142,941 34,775,270 5,367,671	3,407,729,370 3,248,794,070 158,935,301
	정신병원 Psychiatric hospital	소계 입원 외래 Subtotal Inpatients Outpstients	185,579 22,487 173,614	3,542,162 2,551,065 991,097	22,038,638 2,880,136 19,158,502	315,278,036 244,574,844 70,703,192
	의원 Clinic	소계 입원 외래 Subtotal Inpatients Outpstients	35,909,399 843,045 35,897,972	414,806,599 3,689,136 411,117,463	582,937,655 5,463,219 577,474,436	17,012,601,489 1,164,932,636 15,847,668,853
	치과병원 Dental hospital	소계 입원 외래 Subtotal Inpatients Outpstients	1,245,204 5,195 1,245,115	3,269,910 17,640 3,252,270	3,309,461 47,708 3,261,753	236,520,440 8,669,028 227,851,413
	치과의원 Dental clinic	소계 입원 외래 Subtotal Inpatients Outpstients	17,420,418 188 17,420,411	54,487,692 183 54,487,509	54,529,049 420 54,528,629	3,630,024,711 55,947 3,629,968,765
	조산원 Midwifery clinic	소계 입원 외래 Subtotal Inpatients Outpstients	202 202 202	549 549 549	551 551 551	293,949 293,949 293,949
	보건기관 Health Center	소계 입원 외래 Subtotal Inpatients Outpstients	708,596 272 708,555	3,630,542 4,068 3,626,474	38,022,402 5,511 38,016,891	82,038,736 384,437 81,654,298
	한방병원 Korean medicine hospital	소계 입원 외래 Subtotal Inpatients Outpstients	599,179 99,953 530,478	4,770,237 1,963,393 2,806,844	5,668,371 2,134,029 3,534,342	352,589,384 250,200,419 102,388,965
	한의원 Korean medicine clinic	소계 입원 외래 Subtotal Inpatients Outpstients	7,882,519 7,944 7,879,169	61,121,467 130,740 60,990,727	67,057,375 131,841 66,925,534	1,832,402,059 13,758,587 1,818,643,472
<b>약국 Pharmacy</b>			<b>36,509,223</b>	<b>363,957,400</b>	<b>6,468,987,111</b>	<b>14,791,902,640</b>
<b>처방 By Prescription</b>			<b>36,492,026</b>	<b>363,171,388</b>	<b>6,466,704,885</b>	<b>14,786,022,089</b>
<b>직접 without Prescription</b>			<b>246,166</b>	<b>786,012</b>	<b>2,282,226</b>	<b>5,880,551</b>

주 : 1) 진료일 기준 2) 반올림 관계로 총계와 내용의 합이 다를 수 있음  
3) 약국의 처방조제 입내원일수는 합계의 입내원일수에서 제외함  
4) 2021년 3월 의료법 개정에 따른 '정신병원' 요양기관 종별 분리 및 신설

# 진료현황(직장)

Provider(I.W.)

(단위 : 명, 일, 원)  
Unit : Person, Day, KRW

급여비 (천원) Benefit (KRW1,000)	입 내 원 1 일 당 Per Visit		요 양 급 여 1 일 당 Perreimbursed day	
	진료비 Medical Expense	급여비 Benefit	진료비 Medical Expense	급여비 Benefit
<b>54,167,409,351</b>	<b>94,626</b>	<b>70,673</b>	<b>9,498</b>	<b>7,094</b>
<b>19,119,010,305</b>	<b>275,159</b>	<b>223,885</b>	<b>173,563</b>	<b>141,221</b>
<b>35,048,399,045</b>	<b>71,990</b>	<b>51,462</b>	<b>6,537</b>	<b>4,673</b>
<b>43,447,270,367</b>	<b>75,404</b>	<b>56,745</b>	<b>49,483</b>	<b>37,238</b>
<b>19,119,010,305</b>	<b>275,159</b>	<b>223,885</b>	<b>173,563</b>	<b>141,221</b>
<b>24,328,260,062</b>	<b>50,328</b>	<b>35,763</b>	<b>33,196</b>	<b>23,588</b>
9,929,222,962	288,317	225,900	126,114	98,812
6,652,018,435	686,276	581,173	277,440	234,950
3,277,204,528	148,199	100,812	66,752	45,407
8,750,844,483	159,812	117,639	71,965	52,974
5,813,756,459	409,929	334,249	205,650	167,683
2,937,088,024	83,480	51,534	36,453	22,503
4,587,265,245	96,753	70,403	72,161	52,508
2,802,513,695	252,456	197,587	132,811	103,946
1,784,751,551	53,428	35,013	45,089	29,548
2,626,943,491	93,273	71,902	84,890	65,440
2,512,737,868	95,506	73,868	93,423	72,256
114,205,623	63,112	45,350	29,610	21,277
241,440,126	89,007	68,162	14,306	10,955
190,465,245	95,872	74,661	84,918	66,131
50,974,881	71,338	51,433	3,690	2,661
12,901,879,361	41,013	31,103	29,184	22,133
944,120,067	315,774	255,919	213,232	172,814
11,957,759,294	38,548	29,086	27,443	20,707
150,529,220	72,332	46,035	71,468	45,485
6,968,263	491,441	395,026	181,710	146,061
143,560,956	70,059	44,142	69,856	44,013
2,573,033,029	66,621	47,222	66,570	47,186
44,671	305,719	244,102	133,206	106,359
2,572,988,358	66,620	47,222	66,570	47,186
290,258	535,425	528,704	533,482	526,785
290,258	535,425	528,704	533,482	526,785
-	-	-	-	-
61,812,403	22,597	17,026	2,158	1,626
307,905	94,503	75,690	69,758	55,871
61,504,498	22,516	16,960	2,148	1,618
247,537,738	73,914	51,892	62,203	43,670
185,615,077	127,433	94,538	117,243	86,979
61,922,661	36,478	22,061	28,970	17,520
1,376,472,050	29,980	22,520	27,326	20,527
10,172,362	105,236	77,806	104,357	77,156
1,366,299,688	29,818	22,402	27,174	20,415
10,720,138,983	40,642	29,454	2,287	1,657
10,716,595,874	40,714	29,508	2,286	1,657
3,543,109	7,482	4,508	2,577	1,552

Note : 1) Based on the Treatment Month 2) Rounding error can exist

3) The visit days to drug store with prescription are excluded from the Total

4) Separated and newly added 'Psychiatric hospital' healthcare institutions according to the amendment of the Medical Service Act in March 2021

제III-4-2표

Table III-4-2

## 요양기관종별 진료형태별

## Service Benefits by Type of

구 분 Division			진료실인원수 Patients	입내원일수 Visits	요양급여일수 Reimbursed Days	진료비(천원) Medical Expense (KRW1,000)
총계 Total	소계 입원	Subtotal Inpatients	16,234,094	308,760,783	3,339,187,189	33,332,407,635
	외래	Outpatients	2,208,945	52,640,122	78,597,902	13,117,900,536
			16,147,113	256,120,661	3,260,589,287	20,214,507,099
의료기관 및 보건기관  Medical institution and Community health agency	소계 Subtotal	Subtotal Inpatients Outpatients	16,108,352 2,208,945 16,007,959	308,312,063 52,640,122 255,671,941	490,142,816 78,597,902 411,544,914	26,774,829,088 13,117,900,536 13,656,928,552
	상급종합병원 Tertiary hospital	소계 입원 외래 Subtotal Inpatients Outpatients	2,557,010 512,246 2,478,251	19,767,640 6,062,764 13,704,876	48,002,488 14,673,019 33,329,469	6,321,986,264 4,152,314,275 2,169,671,989
	종합병원 General hospital	소계 입원 외래 Subtotal Inpatients Outpatients	4,730,454 873,862 4,559,016	33,039,542 9,600,527 23,439,015	75,890,064 18,793,066 57,096,998	5,978,719,945 3,928,788,697 2,049,931,248
	병원 Hospital	소계 입원 외래 Subtotal Inpatients Outpatients	4,245,698 593,522 4,164,795	25,791,266 7,710,768 18,080,498	36,353,525 14,113,172 22,240,353	2,869,109,303 1,846,153,328 1,022,955,976
	요양병원 Healthcare institute	소계 입원 외래 Subtotal Inpatients Outpatients	334,010 158,020 193,716	23,670,876 22,443,573 1,227,303	25,669,095 22,927,277 2,741,818	2,224,276,698 2,145,060,525 79,216,173
	정신병원 Psychiatric hospital	소계 입원 외래 Subtotal Inpatients Outpatients	120,838 24,985 105,829	3,847,477 3,252,297 595,180	15,497,080 3,577,512 11,919,568	348,964,053 305,053,867 43,910,186
	의원 Clinic	소계 입원 외래 Subtotal Inpatients Outpatients	14,325,357 355,953 14,318,836	151,293,303 1,925,482 149,367,821	219,946,587 2,745,317 217,201,270	6,478,832,817 533,177,740 5,945,655,078
	치과병원 Dental hospital	소계 입원 외래 Subtotal Inpatients Outpatients	419,731 1,680 419,686	1,135,277 6,954 1,128,323	1,146,674 17,257 1,129,417	90,959,067 3,388,451 87,570,617
	치과의원 Dental clinic	소계 입원 외래 Subtotal Inpatients Outpatients	6,120,154 67 6,120,152	20,011,609 65 20,011,544	20,029,687 159 20,029,528	1,447,563,301 14,786 1,447,548,515
	조산원 Midwifery clinic	소계 입원 외래 Subtotal Inpatients Outpatients	53 53 53	153 153 153	153 153 153	81,828 81,828 81,828
	보건기관 Health Center	소계 입원 외래 Subtotal Inpatients Outpatients	349,379 188 349,343	1,668,902 3,112 1,665,790	16,964,127 4,113 16,960,014	37,053,118 286,628 36,766,490
	한방병원 Korean medicine hospital	소계 입원 외래 Subtotal Inpatients Outpatients	260,481 66,137 211,969	2,626,494 1,523,925 1,102,569	3,002,261 1,635,614 1,366,647	232,047,086 192,059,310 39,987,776
	한의원 Korean medicine clinic	소계 입원 외래 Subtotal Inpatients Outpatients	3,184,761 5,795 3,181,801	25,459,524 110,502 25,349,022	27,641,075 111,243 27,529,832	745,235,607 11,521,103 733,714,505
	약국 Pharmacy	소계 처방 직접 Subtotal By Prescription without Prescription	14,829,392 14,815,765 128,266	135,977,483 135,528,763 448,720	2,849,044,373 2,847,738,175 1,306,198	6,557,578,547 6,554,243,842 3,334,705

주 : 1) 진료일 기준 2) 반올림 관계로 총계와 내용의 합이 다를 수 있음

3) 약국의 처방조제 입내원일수는 합계의 입내원일수에서 제외함

4) 2021년 3월 의료법 개정에 따른 '정신병원' 요양기관 종별 분리 및 산설

# 진료현황(지역)

Provider(S.E.)

(단위 : 명, 일, 원)  
Unit : Person, Day, KRW

급여비 (천원) Benefit (KRW1,000)	입 내 원 1 일 당 Per Visit		요 양 급 여 1 일 당 Perreimbursed day	
	진료비 Medical Expense	급여비 Benefit	진료비 Medical Expense	급여비 Benefit
25,342,499,021	107,955	82,078	9,982	7,589
10,679,256,682	249,200	202,873	166,899	135,872
14,663,242,338	78,926	57,251	6,200	4,497
20,535,596,128	86,843	66,607	54,627	41,897
10,679,256,682	249,200	202,873	166,899	135,872
9,856,339,446	53,416	38,551	33,185	23,950
5,072,452,410	319,815	256,604	131,701	105,671
3,526,130,382	684,888	581,604	282,990	240,314
1,546,322,028	158,314	112,830	65,098	46,395
4,543,735,965	180,957	137,524	78,781	59,873
3,222,179,169	409,226	335,625	209,055	171,456
1,321,556,796	87,458	56,383	35,903	23,146
2,098,358,102	111,243	81,359	78,922	57,721
1,430,718,006	239,425	185,548	130,811	101,375
667,640,096	56,578	36,926	45,995	30,019
1,735,504,958	93,967	73,318	86,652	67,611
1,676,620,950	95,576	74,704	93,559	73,128
58,884,008	64,545	47,978	28,892	21,476
275,360,257	90,699	71,569	22,518	17,769
242,661,459	93,796	74,612	85,270	67,830
32,698,798	73,776	54,939	3,684	2,743
4,952,429,220	42,823	32,734	29,456	22,517
426,924,907	276,906	221,724	194,214	155,510
4,525,504,313	39,805	30,298	27,374	20,836
58,829,474	80,121	51,819	79,324	51,304
2,722,468	487,266	391,497	196,352	157,760
56,107,006	77,611	49,726	77,536	49,678
1,028,706,365	72,336	51,405	72,271	51,359
11,829	227,475	181,983	92,993	74,395
1,028,694,537	72,336	51,405	72,271	51,359
80,742	534,821	527,728	534,821	527,728
80,742	534,821	527,728	534,821	527,728
-	-	-	-	-
28,186,465	22,202	16,889	2,184	1,662
239,463	92,104	76,948	69,688	58,221
27,947,002	22,072	16,777	2,168	1,648
166,966,337	88,349	63,570	77,291	55,614
142,400,458	126,029	93,443	117,423	87,062
24,565,879	36,268	22,281	29,260	17,975
574,985,831	29,271	22,584	26,961	20,802
8,566,848	104,261	77,527	103,567	77,010
566,418,983	28,944	22,345	26,652	20,575
4,806,902,893	48,225	35,351	2,302	1,687
4,804,887,200	48,361	35,453	2,302	1,687
2,015,693	7,432	4,492	2,553	1,543

Note : 1) Based on the Treatment Month 2) Rounding error can exist

3) The visit days to drug store with prescription are excluded from the Total

4) Separated and newly added 'Psychiatric hospital' healthcare institutions according to the amendment of the Medical Service Act in March 2021

제III-5표  
Table III-5

월별 진료형태별  
Service Benefits

구 분 Division			진료실인원수 Patients	입내원일수 Visits	요양급여일수 Reimbursed Days	진료비 (천원) Medical Expense (KRW1,000)
계	계	Total	49,213,134	1,075,209,744	10,974,919,399	105,858,638,472
	소 계	Sub-Total	49,183,311	1,073,975,012	1,656,887,915	84,509,157,285
	- 입 원	I.P	7,088,365	138,036,535	213,981,503	36,615,457,671
	- 외 래	O.P	48,992,979	935,938,477	1,442,906,412	47,893,699,615
	약 국	P	46,966,125	499,934,883	9,318,031,484	21,349,481,187
1 월 Jan.	소 계	S.T	25,917,637	83,162,672	131,632,749	6,932,765,592
	- 입 원	I.P	1,053,435	13,255,300	20,344,565	3,305,982,581
	- 외 래	O.P	25,625,081	69,907,372	111,288,184	3,626,783,011
	약 국	P	19,481,392	36,035,740	737,322,018	1,643,781,993
2 월 Feb.	소 계	S.T	26,610,027	81,802,346	125,162,387	6,454,077,834
	- 입 원	I.P	918,180	11,169,009	16,738,099	2,735,344,465
	- 외 래	O.P	26,342,407	70,633,337	108,424,288	3,718,733,369
	약 국	P	19,611,012	35,204,522	683,610,166	1,546,773,506
3 월 Mar.	소 계	S.T	31,385,710	108,337,663	156,449,578	8,217,549,653
	- 입 원	I.P	981,157	12,392,609	18,252,684	3,125,691,333
	- 외 래	O.P	31,137,666	95,945,054	138,196,894	5,091,858,319
	약 국	P	24,840,305	48,654,048	805,932,597	1,905,169,993
4 월 Apr.	소 계	S.T	28,728,223	94,781,181	142,367,544	7,162,922,746
	- 입 원	I.P	943,980	11,338,246	17,319,925	3,011,983,010
	- 외 래	O.P	28,484,791	83,442,935	125,047,619	4,150,939,736
	약 국	P	22,730,253	44,130,787	776,983,749	1,807,194,180
5 월 May	소 계	S.T	27,192,224	87,699,583	137,437,489	6,980,696,136
	- 입 원	I.P	957,031	11,154,545	17,549,645	3,064,554,694
	- 외 래	O.P	26,951,116	76,545,038	119,887,844	3,916,141,442
	약 국	P	21,118,415	40,071,146	777,166,208	1,758,416,701
6 월 Jun.	소 계	S.T	26,375,202	82,554,568	129,960,252	6,708,262,756
	- 입 원	I.P	946,800	10,756,546	17,054,448	2,968,101,559
	- 외 래	O.P	26,130,151	71,798,022	112,905,804	3,740,161,198
	약 국	P	20,218,406	37,134,028	747,870,568	1,678,269,101
7 월 Jul.	소 계	S.T	27,721,051	88,059,718	136,623,435	6,974,228,770
	- 입 원	I.P	989,028	11,416,166	17,958,531	3,073,299,836
	- 외 래	O.P	27,468,700	76,643,552	118,664,904	3,900,928,934
	약 국	P	21,603,086	40,471,968	771,486,293	1,755,313,781
8 월 Aug.	소 계	S.T	28,935,726	92,146,601	143,391,549	7,339,572,252
	- 입 원	I.P	1,031,238	11,954,916	18,862,547	3,247,086,298
	- 외 래	O.P	28,685,120	80,191,685	124,529,002	4,092,485,954
	약 국	P	22,719,764	43,358,163	807,775,380	1,866,770,254
9 월 Sep.	소 계	S.T	27,487,556	85,474,140	135,216,520	6,761,075,705
	- 입 원	I.P	965,904	11,037,922	17,419,388	2,996,675,534
	- 외 래	O.P	27,239,060	74,436,218	117,797,132	3,764,400,171
	약 국	P	21,775,248	41,074,180	785,511,399	1,793,876,896
10 월 Oct.	소 계	S.T	27,589,717	86,239,818	134,504,427	6,812,561,691
	- 입 원	I.P	956,436	11,238,259	17,559,377	3,032,171,730
	- 외 래	O.P	27,337,960	75,001,559	116,945,050	3,780,389,961
	약 국	P	21,917,360	41,540,398	777,163,706	1,771,093,196
11 월 Nov.	소 계	S.T	28,586,114	90,736,700	141,009,292	7,130,761,674
	- 입 원	I.P	986,981	11,300,153	17,880,600	3,111,483,198
	- 외 래	O.P	28,336,953	79,436,547	123,128,692	4,019,278,477
	약 국	P	22,937,033	44,252,347	805,109,082	1,854,822,028
12 월 Dec.	소 계	S.T	29,801,109	92,980,022	143,132,693	7,034,682,476
	- 입 원	I.P	1,017,494	11,022,864	17,041,694	2,943,083,432
	- 외 래	O.P	29,545,926	81,957,158	126,090,999	4,091,599,044
	약 국	P	24,496,691	48,007,556	842,100,318	1,967,999,558

주 : 1) 진료일 기준  
2) 반올림 관계로 총계와 내용의 합이 다를 수 있음  
3) 약국의 처방조제 입내원일수는 합계의 입내원일수에서 제외함

# 진료현황(총계)

by Month(Total)

(단위 : 명, 일, 원)  
Unit : Person, Day, KRW

급여비 (천원) Benefit (KRW1,000)	입 내 원 1 일 당 Per Visit		요 양 급 여 1 일 당 Perreimbursed day	
	진료비 Medical Expense	급여비 Benefit	진료비 Medical Expense	급여비 Benefit
<b>79,509,908,371</b>	<b>98,454</b>	<b>73,948</b>	<b>9,646</b>	<b>7,245</b>
<b>63,982,866,495</b>	<b>78,688</b>	<b>59,576</b>	<b>51,005</b>	<b>38,616</b>
<b>29,798,266,988</b>	<b>265,259</b>	<b>215,872</b>	<b>171,115</b>	<b>139,256</b>
<b>34,184,599,508</b>	<b>51,172</b>	<b>36,524</b>	<b>33,193</b>	<b>23,691</b>
<b>15,527,041,876</b>	<b>42,705</b>	<b>31,058</b>	<b>2,291</b>	<b>1,666</b>
5,239,139,862	83,364	62,999	52,667	39,801
2,692,286,922	249,408	203,110	162,500	132,334
2,546,852,940	51,880	36,432	32,589	22,885
1,194,054,981	45,615	33,135	2,229	1,619
4,857,898,374	78,898	59,386	51,566	38,813
2,222,968,513	244,905	199,030	163,420	132,809
2,634,929,861	52,648	37,304	34,298	24,302
1,122,235,921	43,937	31,878	2,263	1,642
6,222,479,661	75,851	57,436	52,525	39,773
2,553,735,205	252,222	206,069	171,246	139,910
3,668,744,457	53,071	38,238	36,845	26,547
1,387,033,002	39,157	28,508	2,364	1,721
5,416,499,740	75,573	57,147	50,313	38,046
2,456,406,941	265,648	216,648	173,903	141,825
2,960,092,799	49,746	35,474	33,195	23,672
1,315,891,353	40,951	29,818	2,326	1,694
5,272,652,472	79,598	60,122	50,792	38,364
2,489,958,755	274,736	223,224	174,622	141,881
2,782,693,718	51,161	36,354	32,665	23,211
1,279,216,387	43,882	31,924	2,263	1,646
5,064,251,561	81,259	61,344	51,618	38,968
2,408,055,314	275,934	223,869	174,037	141,198
2,656,196,248	52,093	36,995	33,126	23,526
1,219,739,286	45,195	32,847	2,244	1,631
5,275,209,475	79,199	59,905	51,047	38,611
2,497,125,371	269,206	218,736	171,133	139,050
2,778,084,104	50,897	36,247	32,873	23,411
1,276,504,770	43,371	31,540	2,275	1,655
5,594,725,068	79,651	60,715	51,186	39,017
2,651,780,576	271,611	221,815	172,145	140,584
2,942,944,492	51,034	36,699	32,864	23,633
1,361,065,891	43,055	31,391	2,311	1,685
5,140,296,327	79,101	60,139	50,002	38,015
2,441,763,669	271,489	221,216	172,031	140,175
2,698,532,658	50,572	36,253	31,957	22,908
1,304,859,901	43,674	31,768	2,284	1,661
5,168,718,922	78,996	59,934	50,649	38,428
2,465,725,769	269,808	219,405	172,681	140,422
2,702,993,152	50,404	36,039	32,326	23,113
1,287,086,480	42,635	30,984	2,279	1,656
5,407,947,896	78,587	59,600	50,569	38,352
2,532,748,673	275,349	224,134	174,014	141,648
2,875,199,223	50,597	36,195	32,643	23,351
1,349,690,615	41,915	30,500	2,304	1,676
5,323,047,137	75,658	57,249	49,148	37,190
2,385,711,280	266,998	216,433	172,699	139,993
2,937,335,856	49,924	35,840	32,450	23,295
1,429,663,288	40,994	29,780	2,337	1,698

Note : 1) Based on the Treatment Month

2) Rounding error can exist

3) The visit days to drug store with prescription are excluded from the Total

제III-5-1표

Table III-5-1

## 월별 진료형태별

## Service Benefits

구 분 Division			진료실인원수 Patients	입내원일수 Visits	요양급여일수 Reimbursed Days	진료비 (천원) Medical Expense (KRW1,000)
계	계	Total	38,414,434	766,448,961	7,635,732,210	72,526,230,837
	소 계	Sub-Total	38,373,069	765,662,949	1,166,745,099	57,734,328,197
	- 입 원	I.P	5,000,351	85,396,413	135,383,601	23,497,557,134
	- 외 래	O.P	38,242,749	680,266,536	1,031,361,498	34,236,771,063
	약 국	P	36,509,223	363,957,400	6,468,987,111	14,791,902,640
1 월 Jan.	소 계	S.T	18,970,429	58,777,948	92,048,870	4,730,303,010
	- 입 원	I.P	710,583	8,288,455	12,957,687	2,139,373,247
	- 외 래	O.P	18,784,726	50,489,493	79,091,183	2,590,929,763
	약 국	P	14,034,717	25,864,678	510,099,197	1,130,046,222
2 월 Feb.	소 계	S.T	19,681,902	58,614,541	88,466,388	4,459,124,760
	- 입 원	I.P	613,623	6,952,910	10,624,762	1,765,353,169
	- 외 래	O.P	19,513,720	51,661,631	77,841,626	2,693,771,591
	약 국	P	14,252,308	25,444,180	475,247,051	1,070,587,934
3 월 Mar.	소 계	S.T	23,475,949	78,422,485	111,587,178	5,719,388,486
	- 입 원	I.P	653,716	7,690,314	11,534,253	2,010,732,282
	- 외 래	O.P	23,321,073	70,732,171	100,052,925	3,708,656,204
	약 국	P	18,393,036	35,744,510	562,769,776	1,332,770,696
4 월 Apr.	소 계	S.T	21,367,544	68,277,644	101,392,400	4,934,567,176
	- 입 원	I.P	632,297	7,072,142	11,028,838	1,946,697,976
	- 외 래	O.P	21,215,427	61,205,502	90,363,562	2,987,869,200
	약 국	P	16,779,250	32,439,039	545,335,855	1,268,732,443
5 월 May	소 계	S.T	20,059,458	62,504,107	96,985,082	4,778,611,685
	- 입 원	I.P	642,653	6,952,445	11,194,426	1,985,244,249
	- 외 래	O.P	19,908,435	55,551,662	85,790,656	2,793,367,437
	약 국	P	15,440,053	29,158,758	542,216,020	1,222,293,829
6 월 Jun.	소 계	S.T	19,413,197	58,669,260	91,586,783	4,577,129,583
	- 입 원	I.P	634,111	6,688,895	10,848,578	1,915,073,289
	- 외 래	O.P	19,259,956	51,980,365	80,738,205	2,662,056,295
	약 국	P	14,742,590	26,969,998	521,698,422	1,165,343,631
7 월 Jul.	소 계	S.T	20,554,170	63,085,980	96,882,527	4,792,578,628
	- 입 원	I.P	667,360	7,123,595	11,476,043	1,992,800,579
	- 외 래	O.P	20,395,934	55,962,385	85,406,484	2,799,778,049
	약 국	P	15,882,986	29,667,032	540,829,449	1,226,723,946
8 월 Aug.	소 계	S.T	21,518,848	66,154,307	101,746,795	5,060,941,983
	- 입 원	I.P	698,140	7,485,717	12,094,515	2,109,352,797
	- 외 래	O.P	21,361,585	58,668,590	89,652,280	2,951,589,186
	약 국	P	16,734,905	31,731,662	565,921,454	1,305,482,092
9 월 Sep.	소 계	S.T	20,150,409	60,355,603	94,260,688	4,562,736,526
	- 입 원	I.P	642,636	6,760,507	10,929,589	1,904,789,708
	- 외 래	O.P	19,997,550	53,595,096	83,331,099	2,657,946,818
	약 국	P	15,836,413	29,726,261	540,827,000	1,231,738,930
10 월 Oct.	소 계	S.T	20,261,887	61,055,161	94,033,041	4,594,341,567
	- 입 원	I.P	633,368	6,848,996	10,965,749	1,917,729,429
	- 외 래	O.P	20,107,647	54,206,165	83,067,292	2,676,612,137
	약 국	P	15,986,055	30,240,330	536,126,762	1,220,166,312
11 월 Nov.	소 계	S.T	21,029,732	64,294,407	98,526,694	4,808,190,001
	- 입 원	I.P	652,204	6,887,888	11,181,346	1,962,602,083
	- 외 래	O.P	20,877,486	57,406,519	87,345,348	2,845,587,918
	약 국	P	16,757,909	32,210,589	554,555,287	1,276,207,582
12 월 Dec.	소 계	S.T	21,727,755	65,451,506	99,228,653	4,716,414,792
	- 입 원	I.P	667,437	6,644,549	10,547,815	1,847,808,327
	- 외 래	O.P	21,573,127	58,806,957	88,680,838	2,868,606,465
	약 국	P	17,766,289	34,760,363	573,360,838	1,341,809,023

주 : 1) 진료일 기준

2) 반올림 관계로 총계와 내용의 합이 다를 수 있음

3) 약국의 처방조제 입내원일수는 합계의 입내원일수에서 제외함



# 진료현황(직장)

by Month(I.W.)

(단위 : 명, 일, 원)  
Unit : Person, Day, KRW

급여비 (천원) Benefit (KRW1,000)	입 내 원 1 일 당 Per Visit		요 양 급 여 1 일 당 Perreimbursed day	
	진료비 Medical Expense	급여비 Benefit	진료비 Medical Expense	급여비 Benefit
<b>54,167,409,351</b>	<b>94,626</b>	<b>70,673</b>	<b>9,498</b>	<b>7,094</b>
<b>43,447,270,367</b>	<b>75,404</b>	<b>56,745</b>	<b>49,483</b>	<b>37,238</b>
<b>19,119,010,305</b>	<b>275,159</b>	<b>223,885</b>	<b>173,563</b>	<b>141,221</b>
<b>24,328,260,062</b>	<b>50,328</b>	<b>35,763</b>	<b>33,196</b>	<b>23,588</b>
<b>10,720,138,983</b>	<b>40,642</b>	<b>29,454</b>	<b>2,287</b>	<b>1,657</b>
3,548,210,126	80,478	60,366	51,389	38,547
1,742,610,152	258,115	210,245	165,105	134,485
1,805,599,975	51,316	35,762	32,759	22,829
817,729,733	43,691	31,616	2,215	1,603
3,333,735,849	76,075	56,876	50,405	37,684
1,435,076,316	253,901	206,399	166,155	135,069
1,898,659,533	52,143	36,752	34,606	24,391
773,742,338	42,076	30,409	2,253	1,628
4,314,984,535	72,930	55,022	51,255	38,669
1,642,502,865	261,463	213,581	174,327	142,402
2,672,481,669	52,432	37,783	37,067	26,711
967,140,875	37,286	27,057	2,368	1,719
3,710,862,139	72,272	54,350	48,668	36,599
1,587,546,295	275,263	224,479	176,510	143,945
2,123,315,844	48,817	34,692	33,065	23,497
920,914,215	39,111	28,389	2,327	1,689
3,587,278,757	76,453	57,393	49,272	36,988
1,612,017,854	285,546	231,863	177,342	144,002
1,975,260,903	50,284	35,557	32,560	23,024
885,957,553	41,919	30,384	2,254	1,634
3,433,861,110	78,016	58,529	49,976	37,493
1,552,998,506	286,306	232,176	176,528	143,152
1,880,862,604	51,213	36,184	32,971	23,296
843,960,878	43,209	31,293	2,234	1,618
3,603,722,259	75,969	57,124	49,468	37,197
1,618,742,992	279,746	227,237	173,649	141,054
1,984,979,266	50,030	35,470	32,782	23,242
888,991,897	41,350	29,966	2,268	1,644
3,836,151,133	76,502	57,988	49,741	37,703
1,722,498,003	281,784	230,105	174,406	142,420
2,113,653,130	50,310	36,027	32,923	23,576
948,738,460	41,141	29,899	2,307	1,676
3,447,842,364	75,598	57,125	48,406	36,578
1,552,247,740	281,752	229,605	174,278	142,023
1,895,594,624	49,593	35,369	31,896	22,748
892,765,648	41,436	30,033	2,278	1,651
3,462,713,017	75,249	56,715	48,859	36,824
1,559,275,018	280,002	227,665	174,884	142,195
1,903,437,999	49,378	35,115	32,222	22,914
883,533,487	40,349	29,217	2,276	1,648
3,621,329,470	74,784	56,324	48,801	36,755
1,596,397,913	284,935	231,769	175,525	142,773
2,024,931,556	49,569	35,274	32,579	23,183
925,297,712	39,621	28,727	2,301	1,669
3,546,579,609	72,060	54,186	47,531	35,741
1,497,096,652	278,094	225,312	175,184	141,934
2,049,482,958	48,780	34,851	32,348	23,111
971,366,188	38,602	27,945	2,340	1,694

Note : 1) Based on the Treatment Month

2) Rounding error can exist

3) The visit days to drug store with prescription are excluded from the Total

제III-5-2표  
Table III-5-2

월별 진료형태별  
Service Benefits

구 분 Division			진료실인원수 Patients	입내원일수 Visits	요양급여일수 Reimbursed Days	진료비 (천원) Medical Expense (KRW1,000)
계	계	Total	16,234,094	308,760,783	3,339,187,189	33,332,407,635
	소 계	Sub-Total	16,108,352	308,312,063	490,142,816	26,774,829,088
	- 입 원	I.P	2,208,945	52,640,122	78,597,902	13,117,900,536
	- 외 래	O.P	16,007,959	255,671,941	411,544,914	13,656,928,552
	약 국	P	14,829,392	135,977,483	2,849,044,373	6,557,578,547
1 월 Jan.	소 계	S.T	7,052,684	24,384,724	39,583,879	2,202,462,582
	- 입 원	I.P	344,538	4,966,845	7,386,878	1,166,609,334
	- 외 래	O.P	6,941,849	19,417,879	32,197,001	1,035,853,247
	약 국	P	5,495,336	10,171,062	227,222,821	513,735,771
2 월 Feb.	소 계	S.T	7,026,207	23,187,805	36,695,999	1,994,953,075
	- 입 원	I.P	305,848	4,216,099	6,113,337	969,991,297
	- 외 래	O.P	6,923,874	18,971,706	30,582,662	1,024,961,778
	약 국	P	5,402,472	9,760,342	208,363,115	476,185,571
3 월 Mar.	소 계	S.T	8,043,534	29,915,178	44,862,400	2,498,161,167
	- 입 원	I.P	329,093	4,702,295	6,718,431	1,114,959,051
	- 외 래	O.P	7,947,025	25,212,883	38,143,969	1,383,202,115
	약 국	P	6,513,712	12,909,538	243,162,821	572,399,297
4 월 Apr.	소 계	S.T	7,476,262	26,503,537	40,975,144	2,228,355,571
	- 입 원	I.P	312,999	4,266,104	6,291,087	1,065,285,034
	- 외 래	O.P	7,382,014	22,237,433	34,684,057	1,163,070,537
	약 국	P	6,007,327	11,691,748	231,647,894	538,461,737
5 월 May	소 계	S.T	7,240,326	25,195,476	40,452,407	2,202,084,451
	- 입 원	I.P	315,709	4,202,100	6,355,219	1,079,310,446
	- 외 래	O.P	7,147,193	20,993,376	34,097,188	1,122,774,005
	약 국	P	5,730,900	10,912,388	234,950,188	536,122,872
6 월 Jun.	소 계	S.T	7,060,508	23,885,308	38,373,469	2,131,133,173
	- 입 원	I.P	313,924	4,067,651	6,205,870	1,053,028,270
	- 외 래	O.P	6,965,738	19,817,657	32,167,599	1,078,104,903
	약 국	P	5,522,017	10,164,030	226,172,146	512,925,470
7 월 Jul.	소 계	S.T	7,275,471	24,973,738	39,740,908	2,181,650,142
	- 입 원	I.P	322,970	4,292,571	6,482,488	1,080,499,257
	- 외 래	O.P	7,178,281	20,681,167	33,258,420	1,101,150,885
	약 국	P	5,773,433	10,804,936	230,656,844	528,589,835
8 월 Aug.	소 계	S.T	7,530,469	25,992,294	41,644,754	2,278,630,269
	- 입 원	I.P	334,516	4,469,199	6,768,032	1,137,733,501
	- 외 래	O.P	7,434,034	21,523,095	34,876,722	1,140,896,768
	약 국	P	6,041,162	11,626,501	241,853,926	561,288,162
9 월 Sep.	소 계	S.T	7,436,877	25,118,537	40,955,832	2,198,339,178
	- 입 원	I.P	324,546	4,277,415	6,489,799	1,091,885,826
	- 외 래	O.P	7,338,339	20,841,122	34,466,033	1,106,453,353
	약 국	P	5,988,616	11,347,919	244,684,399	562,137,966
10 월 Oct.	소 계	S.T	7,431,537	25,184,657	40,471,386	2,218,220,124
	- 입 원	I.P	324,284	4,389,263	6,593,628	1,114,442,301
	- 외 래	O.P	7,330,996	20,795,394	33,877,758	1,103,777,824
	약 국	P	5,983,660	11,300,068	241,036,944	550,926,884
11 월 Nov.	소 계	S.T	7,669,386	26,442,293	42,482,598	2,322,571,673
	- 입 원	I.P	336,005	4,412,265	6,699,254	1,148,881,114
	- 외 래	O.P	7,569,393	22,030,028	35,783,344	1,173,690,559
	약 국	P	6,239,654	12,041,758	250,553,795	578,614,446
12 월 Dec.	소 계	S.T	8,205,082	27,528,516	43,904,040	2,318,267,685
	- 입 원	I.P	351,437	4,378,315	6,493,879	1,095,275,105
	- 외 래	O.P	8,101,051	23,150,201	37,410,161	1,222,992,579
	약 국	P	6,804,672	13,247,193	268,739,480	626,190,535

주 : 1) 진료일 기준

2) 반올림 관계로 총계와 내용의 합이 다를 수 있음

3) 약국의 처방조제 입내원일수는 합계의 입내원일수에서 제외함

# 진료현황(지역)

by Month(S.E)

(단위 : 명, 일, 원)  
Unit : Person, Day, KRW

급여비 (천원) Benefit (KRW1,000)	입 내 원 1 일 당 Per Visit		요 양 급 여 1 일 당 Perreimbursed day	
	진료비 Medical Expense	급여비 Benefit	진료비 Medical Expense	급여비 Benefit
25,342,499,021	107,955	82,078	9,982	7,589
20,535,596,128	86,843	66,607	54,627	41,897
10,679,256,682	249,200	202,873	166,899	135,872
9,856,339,446	53,416	38,551	33,185	23,950
4,806,902,893	48,225	35,351	2,302	1,687
1,690,929,736	90,321	69,344	55,640	42,718
949,676,771	234,879	191,203	157,930	128,563
741,252,966	53,345	38,174	32,172	23,022
376,325,248	50,510	37,000	2,261	1,656
1,524,162,525	86,035	65,731	54,364	41,535
787,892,197	230,068	186,877	158,668	128,881
736,270,328	54,026	38,809	33,514	24,075
348,493,583	48,788	35,705	2,285	1,673
1,907,495,126	83,508	63,763	55,685	42,519
911,232,339	237,110	193,785	165,955	135,632
996,262,787	54,861	39,514	36,263	26,118
419,892,127	44,339	32,526	2,354	1,727
1,705,637,601	84,078	64,355	54,383	41,626
868,860,646	249,709	203,666	169,332	138,110
836,776,955	52,302	37,629	33,533	24,126
394,977,137	46,055	33,783	2,324	1,705
1,685,373,715	87,400	66,892	54,436	41,663
877,940,901	256,850	208,929	169,831	138,145
807,432,815	53,482	38,461	32,929	23,680
393,258,834	49,130	36,038	2,282	1,674
1,630,390,452	89,224	68,259	55,537	42,487
855,056,808	258,879	210,209	169,683	137,782
775,333,644	54,401	39,123	33,515	24,103
375,778,408	50,465	36,971	2,268	1,661
1,671,487,216	87,358	66,930	54,897	42,060
878,382,379	251,714	204,629	166,680	135,501
793,104,837	53,244	38,349	33,109	23,847
387,512,872	48,921	35,864	2,292	1,680
1,758,573,935	87,666	67,658	54,716	42,228
929,282,573	254,572	207,930	168,104	137,305
829,291,362	53,008	38,530	32,712	23,778
412,327,431	48,277	35,464	2,321	1,705
1,692,453,963	87,519	67,379	53,676	41,324
889,515,929	255,268	207,956	168,246	137,064
802,938,034	53,090	38,527	32,103	23,297
412,094,253	49,537	36,315	2,297	1,684
1,706,005,905	88,078	67,740	54,810	42,153
906,450,752	253,902	206,515	169,018	137,474
799,555,153	53,078	38,449	32,581	23,601
403,552,993	48,754	35,712	2,286	1,674
1,786,618,426	87,835	67,567	54,671	42,055
936,350,760	260,384	212,215	171,494	139,769
850,267,666	53,277	38,596	32,800	23,762
424,392,904	48,051	35,243	2,309	1,694
1,776,467,527	84,213	64,532	52,803	40,463
888,614,629	250,159	202,958	168,663	136,839
887,852,898	52,829	38,352	32,691	23,733
458,297,101	47,270	34,596	2,330	1,705

Note : 1) Based on the Treatment Month

2) Rounding error can exist

3) The visit days to drug store with prescription are excluded from the Total

제III-6표  
Table III-6

연령별 성별  
Service Benefits by

구 분 Division		진료실의원수 Patients	입내원일수 Visits	요양급여일수 Reimbursed Days	진료비 (천원) Medical Expense (KRW1,000)
<b>계</b>	<b>Total</b>	<b>49,213,134</b>	<b>1,075,209,744</b>	<b>10,974,919,399</b>	<b>105,858,638,472</b>
<b>남자</b>	<b>M</b>	<b>24,246,820</b>	<b>464,854,688</b>	<b>5,064,325,186</b>	<b>48,894,484,540</b>
<b>여자</b>	<b>F</b>	<b>24,966,314</b>	<b>610,355,056</b>	<b>5,910,594,213</b>	<b>56,964,153,932</b>
0 세	Age	252,989	4,276,926	10,301,648	744,651,479
남자	M	129,591	2,285,974	5,554,893	406,538,064
여자	F	123,398	1,990,952	4,746,755	338,113,414
1 ~ 4 세	S.T	1,178,016	38,382,641	160,946,078	1,842,770,112
남자	M	603,993	20,391,925	85,303,546	988,242,314
여자	F	574,023	17,990,716	75,642,532	854,527,798
5 ~ 9 세	S.T	2,050,331	38,604,670	155,338,359	1,996,011,296
남자	M	1,051,178	20,202,431	85,308,264	1,042,260,645
여자	F	999,153	18,402,239	70,030,095	953,750,651
10~14 세	S.T	2,254,410	28,913,776	116,790,654	1,780,378,584
남자	M	1,159,043	15,395,368	66,229,343	958,534,003
여자	F	1,095,367	13,518,408	50,561,311	821,844,581
15~19 세	S.T	2,206,640	27,055,343	121,958,319	1,684,998,369
남자	M	1,137,127	14,069,889	63,807,779	919,702,780
여자	F	1,069,513	12,985,454	58,150,540	765,295,590
20~24 세	S.T	2,769,509	29,031,307	150,041,290	2,162,110,389
남자	M	1,397,233	13,024,375	71,102,355	1,041,311,516
여자	F	1,372,276	16,006,932	78,938,935	1,120,798,874
25~29 세	S.T	3,385,696	39,235,062	212,445,314	3,073,305,998
남자	M	1,748,719	17,003,767	95,726,774	1,356,022,932
여자	F	1,636,977	22,231,295	116,718,540	1,717,283,066
30~34 세	S.T	3,256,881	43,843,802	253,487,762	3,796,402,055
남자	M	1,680,656	18,238,500	115,477,530	1,505,308,603
여자	F	1,576,225	25,605,302	138,010,232	2,291,093,452
35~39 세	S.T	3,210,318	45,766,557	315,735,081	4,062,336,006
남자	M	1,623,546	19,496,691	152,396,244	1,685,057,335
여자	F	1,586,772	26,269,866	163,338,837	2,377,278,671
40~44 세	S.T	3,823,777	56,777,894	484,112,546	5,134,006,215
남자	M	1,923,298	25,334,889	248,545,727	2,339,524,229
여자	F	1,900,479	31,443,005	235,566,819	2,794,481,987
45~49 세	S.T	3,790,398	61,981,770	635,442,812	5,805,294,357
남자	M	1,885,528	27,584,951	325,249,620	2,701,242,142
여자	F	1,904,870	34,396,819	310,193,192	3,104,052,215
50~54 세	S.T	4,267,932	80,135,425	939,122,195	7,808,654,364
남자	M	2,117,493	34,640,392	453,499,304	3,676,735,426
여자	F	2,150,439	45,495,033	485,622,891	4,131,918,938
55~59 세	S.T	3,863,511	83,924,956	1,108,696,348	8,624,681,002
남자	M	1,906,052	36,094,430	514,194,088	4,148,950,128
여자	F	1,957,459	47,830,526	594,502,260	4,475,730,874
60~64 세	S.T	4,019,106	106,841,541	1,464,810,728	11,578,333,646
남자	M	1,957,331	45,873,677	675,526,289	5,630,948,537
여자	F	2,061,775	60,967,864	789,284,439	5,947,385,110
65~69 세	S.T	3,043,435	105,382,112	1,405,501,900	11,966,392,322
남자	M	1,463,103	45,315,756	648,404,435	5,920,234,030
여자	F	1,580,332	60,066,356	757,097,465	6,046,158,292
70~74 세	S.T	2,099,767	88,424,693	1,166,040,701	10,192,631,774
남자	M	987,442	38,199,247	534,336,086	4,985,514,817
여자	F	1,112,325	50,225,446	631,704,615	5,207,116,957
75~79 세	S.T	1,532,970	73,684,135	946,757,929	8,747,775,409
남자	M	683,152	30,903,821	421,073,785	4,087,808,714
여자	F	849,818	42,780,314	525,684,144	4,659,966,695
80~84 세	S.T	1,252,305	66,346,876	792,063,688	8,068,650,471
남자	M	499,880	24,938,153	322,386,076	3,349,341,526
여자	F	752,425	41,408,723	469,677,612	4,719,308,945
85 세 이상	And over	955,143	56,600,258	535,326,047	6,789,254,624
남자	M	292,455	15,860,452	180,203,048	2,151,206,799
여자	F	662,688	40,739,806	355,122,999	4,638,047,825

주 : 1) 진료일 기준  
 2) 연령은 연도말 기준  
 3) 반올림 관계로 총계와 내용의 합이 다를 수 있음  
 4) 약국의 처방조제 입내원일수는 합계의 입내원일수에서 제외함

# 진료현황(총계)

Age and Gender(Total)

(단위 : 명, 일, 원)  
Unit : Person, Day, KRW

급여비 (천원) Benefit (KRW1,000)	입 내 원 1 일 당 Per Visit		요 양 급 여 1 일 당 Perreimbursed day	
	진료비 Medical Expense	급여비 Benefit	진료비 Medical Expense	급여비 Benefit
<b>79,509,908,371</b>	<b>98,454</b>	<b>73,948</b>	<b>9,646</b>	<b>7,245</b>
<b>36,982,296,442</b>	<b>105,182</b>	<b>79,557</b>	<b>9,655</b>	<b>7,303</b>
<b>42,527,611,929</b>	<b>93,330</b>	<b>69,677</b>	<b>9,638</b>	<b>7,195</b>
721,792,379	174,109	168,764	72,285	70,066
393,846,661	177,840	172,288	73,186	70,901
327,945,718	169,825	164,718	71,230	69,088
1,543,782,044	48,011	40,221	11,450	9,592
827,286,227	48,462	40,569	11,585	9,698
716,495,817	47,498	39,826	11,297	9,472
1,490,816,807	51,704	38,618	12,849	9,597
786,382,467	51,591	38,925	12,218	9,218
704,434,340	51,828	38,280	13,619	10,059
1,295,310,893	61,575	44,799	15,244	11,091
704,075,113	62,261	45,733	14,473	10,631
591,235,780	60,794	43,736	16,254	11,693
1,240,124,246	62,280	45,837	13,816	10,168
679,843,671	65,367	48,319	14,414	10,655
560,280,575	58,935	43,147	13,161	9,635
1,558,733,084	74,475	53,691	14,410	10,389
755,667,550	79,951	58,019	14,645	10,628
803,065,534	70,020	50,170	14,198	10,173
2,232,344,821	78,331	56,897	14,466	10,508
986,151,055	79,748	57,996	14,166	10,302
1,246,193,766	77,246	56,056	14,713	10,677
2,804,874,291	86,589	63,974	14,977	11,065
1,095,704,578	82,535	60,076	13,036	9,488
1,709,169,713	89,477	66,751	16,601	12,384
2,985,273,332	88,762	65,228	12,866	9,455
1,225,347,731	86,428	62,849	11,057	8,041
1,759,925,601	90,495	66,994	14,554	10,775
3,741,958,400	90,423	65,905	10,605	7,730
1,703,302,837	92,344	67,232	9,413	6,853
2,038,655,563	88,875	64,837	11,863	8,654
4,254,705,849	93,661	68,644	9,136	6,696
1,979,980,392	97,924	71,778	8,305	6,088
2,274,725,457	90,242	66,132	10,007	7,333
5,747,385,643	97,443	71,721	8,315	6,120
2,718,250,878	106,140	78,471	8,107	5,994
3,029,134,765	90,821	66,582	8,508	6,238
6,375,490,780	102,767	75,967	7,779	5,750
3,095,124,173	114,947	85,751	8,069	6,019
3,280,366,607	93,575	68,583	7,529	5,518
8,566,646,156	108,369	80,181	7,904	5,848
4,221,829,951	122,749	92,032	8,336	6,250
4,344,816,206	97,550	71,264	7,535	5,505
9,041,928,998	113,552	85,801	8,514	6,433
4,525,965,326	130,644	99,876	9,130	6,980
4,515,963,672	100,658	75,183	7,986	5,965
7,777,836,889	115,269	87,960	8,741	6,670
3,847,466,861	130,513	100,721	9,330	7,200
3,930,370,028	103,675	78,255	8,243	6,222
6,707,434,644	118,720	91,030	9,240	7,085
3,160,289,593	132,275	102,262	9,708	7,505
3,547,145,051	108,928	82,915	8,865	6,748
6,223,469,814	121,613	93,802	10,187	7,857
2,612,572,701	134,306	104,762	10,389	8,104
3,610,897,114	113,969	87,201	10,048	7,688
5,199,999,299	119,951	91,872	12,682	9,714
1,663,208,677	135,633	104,865	11,938	9,230
3,536,790,621	113,846	86,814	13,060	9,959

Note : 1) Based on the Treatment Month  
2) As of the end of the Year  
3) Rounding error can exist  
4) The visit days to drug store with prescription are excluded from the Total

제III-6-1표  
Table III-6-1

연령별 성별  
Service Benefits by

구 분 Division		진료실인원수 Patients	입내원일수 Visits	요양급여일수 Reimbursed Days	진료비 (천원) Medical Expense (KRW1,000)
<b>계</b>	<b>Total</b>	<b>38,414,434</b>	<b>766,448,961</b>	<b>7,635,732,210</b>	<b>72,526,230,837</b>
<b>남자</b>	<b>M</b>	<b>18,990,282</b>	<b>332,855,247</b>	<b>3,534,228,201</b>	<b>33,322,015,573</b>
<b>여자</b>	<b>F</b>	<b>19,424,152</b>	<b>433,593,714</b>	<b>4,101,504,009</b>	<b>39,204,215,264</b>
0 세	Age	213,906	3,478,697	8,402,346	592,543,271
남자	M	109,518	1,859,243	4,526,285	323,907,605
여자	F	104,388	1,619,454	3,876,061	268,635,666
1 ~ 4 세	S.T	1,019,090	32,459,448	136,194,424	1,539,512,668
남자	M	522,382	17,251,774	72,223,800	828,373,250
여자	F	496,708	15,207,674	63,970,624	711,139,418
5 ~ 9 세	S.T	1,771,080	32,651,802	131,192,530	1,676,762,174
남자	M	908,047	17,092,183	72,062,097	874,406,994
여자	F	863,033	15,559,619	59,130,433	802,355,180
10~14 세	S.T	1,920,514	24,109,070	97,011,017	1,480,199,133
남자	M	987,684	12,838,176	55,048,463	796,237,689
여자	F	932,830	11,270,894	41,962,554	683,961,445
15~19 세	S.T	1,862,411	21,939,426	99,324,971	1,358,178,796
남자	M	959,583	11,436,507	52,147,896	742,896,093
여자	F	902,828	10,502,919	47,177,075	615,282,703
20~24 세	S.T	2,342,455	23,294,808	120,246,979	1,709,025,047
남자	M	1,170,885	10,367,374	56,576,812	820,316,056
여자	F	1,171,570	12,927,434	63,670,167	888,708,991
25~29 세	S.T	2,939,388	31,819,530	170,689,417	2,440,157,912
남자	M	1,511,379	13,755,107	76,728,211	1,075,500,873
여자	F	1,428,009	18,064,423	93,961,206	1,364,657,040
30~34 세	S.T	2,718,194	34,596,937	196,494,175	2,948,771,951
남자	M	1,406,885	14,364,173	89,678,601	1,147,754,414
여자	F	1,311,309	20,232,764	106,815,574	1,801,017,538
35~39 세	S.T	2,605,049	35,440,691	241,865,275	3,071,646,536
남자	M	1,326,624	15,194,384	118,208,997	1,262,267,588
여자	F	1,278,425	20,246,307	123,656,278	1,809,378,948
40~44 세	S.T	3,029,370	42,747,988	364,267,287	3,740,942,473
남자	M	1,534,216	19,270,560	190,033,251	1,702,402,463
여자	F	1,495,154	23,477,428	174,234,036	2,038,540,011
45~49 세	S.T	2,928,580	45,235,330	467,179,248	4,077,609,710
남자	M	1,459,054	20,191,630	242,051,168	1,889,367,320
여자	F	1,469,526	25,043,700	225,128,080	2,188,242,391
50~54 세	S.T	3,212,970	56,621,128	672,522,810	5,311,890,382
남자	M	1,590,322	24,340,377	327,078,480	2,467,580,886
여자	F	1,622,648	32,280,751	345,444,330	2,844,309,496
55~59 세	S.T	2,848,397	57,314,680	771,117,216	5,690,537,331
남자	M	1,404,500	24,543,905	359,697,268	2,714,123,437
여자	F	1,443,897	32,770,775	411,419,948	2,976,413,893
60~64 세	S.T	2,841,494	69,218,152	963,400,607	7,299,807,979
남자	M	1,384,752	29,385,614	442,507,327	3,502,852,766
여자	F	1,456,742	39,832,538	520,893,280	3,796,955,213
65~69 세	S.T	2,092,242	67,530,848	907,046,614	7,504,054,328
남자	M	998,183	28,355,939	410,980,163	3,637,598,747
여자	F	1,094,059	39,174,909	496,066,451	3,866,455,580
70~74 세	S.T	1,456,039	58,181,600	769,037,168	6,611,327,522
남자	M	676,952	24,663,063	346,296,056	3,185,311,285
여자	F	779,087	33,518,537	422,741,112	3,426,016,237
75~79 세	S.T	1,075,546	49,323,942	635,223,442	5,782,100,145
남자	M	473,958	20,428,472	278,281,041	2,671,767,602
여자	F	601,588	28,895,470	356,942,401	3,110,332,543
80~84 세	S.T	892,932	44,751,377	539,620,650	5,402,708,325
남자	M	357,739	16,970,902	219,620,958	2,260,487,821
여자	F	535,193	27,780,475	319,999,692	3,142,220,504
85 세 이상	And over	644,777	35,733,507	344,896,034	4,288,455,151
남자	M	207,619	10,545,864	120,481,327	1,418,862,685
여자	F	437,158	25,187,643	224,414,707	2,869,592,468

주 : 1) 진료일 기준  
 2) 연령은 연도말 기준  
 3) 반올림 관계로 총계와 내용의 합이 다를 수 있음  
 4) 약국의 처방조제 입내원일수는 합계의 입내원일수에서 제외함

# 진료현황(직장)

Age and Gender(I.W.)

(단위 : 명, 일, 원)  
Unit : Person, Day, KRW

급여비 (천원) Benefit (KRW1,000)	입 내 원 1 일 당 Per Visit		요 양 급 여 1 일 당 Perreimbursed day	
	진료비 Medical Expense	급여비 Benefit	진료비 Medical Expense	급여비 Benefit
<b>54,167,409,351</b>	<b>94,626</b>	<b>70,673</b>	<b>9,498</b>	<b>7,094</b>
<b>25,051,104,933</b>	<b>100,110</b>	<b>75,261</b>	<b>9,428</b>	<b>7,088</b>
<b>29,116,304,418</b>	<b>90,417</b>	<b>67,151</b>	<b>9,558</b>	<b>7,099</b>
574,012,866	170,335	165,008	70,521	68,316
313,674,816	174,215	168,711	71,561	69,301
260,338,050	165,880	160,757	69,306	67,166
1,288,120,182	47,429	39,684	11,304	9,458
692,878,944	48,017	40,163	11,470	9,593
595,241,238	46,762	39,141	11,117	9,305
1,248,111,985	51,353	38,225	12,781	9,514
657,475,361	51,158	38,466	12,134	9,124
590,636,625	51,567	37,960	13,569	9,989
1,071,231,327	61,396	44,433	15,258	11,042
581,929,236	62,021	45,328	14,464	10,571
489,302,091	60,684	43,413	16,299	11,660
995,913,188	61,906	45,394	13,674	10,027
547,138,227	64,958	47,841	14,246	10,492
448,774,961	58,582	42,729	13,042	9,513
1,229,465,224	73,365	52,779	14,213	10,224
594,545,177	79,125	57,348	14,499	10,509
634,920,047	68,746	49,114	13,958	9,972
1,766,482,431	76,687	55,516	14,296	10,349
780,259,636	78,189	56,725	14,017	10,169
986,222,795	75,544	54,595	14,524	10,496
2,175,163,217	85,232	62,872	15,007	11,070
831,462,055	79,904	57,884	12,799	9,272
1,343,701,162	89,015	66,412	16,861	12,580
2,249,545,341	86,670	63,474	12,700	9,301
912,444,509	83,075	60,051	10,678	7,719
1,337,100,832	89,368	66,042	14,632	10,813
2,708,951,357	87,512	63,370	10,270	7,437
1,228,960,915	88,342	63,774	8,958	6,467
1,479,990,441	86,830	63,039	11,700	8,494
2,962,185,860	90,142	65,484	8,728	6,341
1,370,171,026	93,572	67,858	7,806	5,661
1,592,014,834	87,377	63,569	9,720	7,072
3,872,267,894	93,815	68,389	7,898	5,758
1,802,060,130	101,378	74,036	7,544	5,510
2,070,207,764	88,112	64,131	8,234	5,993
4,168,518,044	99,286	72,730	7,380	5,406
2,002,781,284	110,582	81,600	7,546	5,568
2,165,736,760	90,825	66,087	7,234	5,264
5,358,312,048	105,461	77,412	7,577	5,562
2,603,096,544	119,203	88,584	7,916	5,883
2,755,215,503	95,323	69,170	7,289	5,289
5,641,954,655	111,120	83,546	8,273	6,220
2,767,869,662	128,283	97,612	8,851	6,735
2,874,084,993	98,697	73,365	7,794	5,794
5,025,296,819	113,633	86,373	8,597	6,535
2,451,434,007	129,153	99,397	9,198	7,079
2,573,862,811	102,213	76,789	8,104	6,089
4,413,344,493	117,227	89,477	9,102	6,948
2,059,381,235	130,786	100,809	9,601	7,400
2,353,963,258	107,641	81,465	8,714	6,595
4,148,373,580	120,727	92,698	10,012	7,688
1,759,105,301	133,198	103,654	10,293	8,010
2,389,268,279	113,109	86,005	9,819	7,466
3,270,158,838	120,012	91,515	12,434	9,482
1,094,436,866	134,542	103,779	11,777	9,084
2,175,721,972	113,929	86,381	12,787	9,695

Note : 1) Based on the Treatment Month

2) As of the end of the Year

3) Rounding error can exist

4) The visit days to drug store with prescription are excluded from the Total

제III-6-2표  
Table III-6-2

연령별 성별  
Service Benefits by

구 분 Division		진료실인원수 Patients	입내원일수 Visits	요양급여일수 Reimbursed Days	진료비 (천원) Medical Expense (KRW1,000)
<b>계</b>	<b>Total</b>	<b>16,234,094</b>	<b>308,760,783</b>	<b>3,339,187,189</b>	<b>33,332,407,635</b>
<b>남자</b>	<b>M</b>	<b>7,872,530</b>	<b>131,999,441</b>	<b>1,530,096,985</b>	<b>15,572,468,968</b>
<b>여자</b>	<b>F</b>	<b>8,361,564</b>	<b>176,761,342</b>	<b>1,809,090,204</b>	<b>17,759,938,667</b>
0 세	Age	59,167	798,229	1,899,302	152,108,207
남자	M	30,451	426,731	1,028,608	82,630,459
여자	F	28,716	371,498	870,694	69,477,748
1 ~ 4 세	S.T	284,476	5,923,193	24,751,654	303,257,444
남자	M	146,264	3,140,151	13,079,746	159,869,064
여자	F	138,212	2,783,042	11,671,908	143,388,380
5 ~ 9 세	S.T	451,318	5,952,868	24,145,829	319,249,122
남자	M	231,223	3,110,248	13,246,167	167,853,651
여자	F	220,095	2,842,620	10,899,662	151,395,471
10~14 세	S.T	495,473	4,804,706	19,779,637	300,179,451
남자	M	254,778	2,557,192	11,180,880	162,296,315
여자	F	240,695	2,247,514	8,598,757	137,883,136
15~19 세	S.T	509,364	5,115,917	22,633,348	326,819,573
남자	M	260,704	2,633,382	11,659,883	176,806,687
여자	F	248,660	2,482,535	10,973,465	150,012,886
20~24 세	S.T	749,299	5,736,499	29,794,311	453,085,343
남자	M	367,776	2,657,001	14,525,543	220,995,460
여자	F	381,523	3,079,498	15,268,768	232,089,883
25~29 세	S.T	934,417	7,415,532	41,755,897	633,148,086
남자	M	462,354	3,248,660	18,998,563	280,522,059
여자	F	472,063	4,166,872	22,757,334	352,626,026
30~34 세	S.T	965,520	9,246,865	56,993,587	847,630,104
남자	M	478,925	3,874,327	25,798,929	357,554,190
여자	F	486,595	5,372,538	31,194,658	490,075,914
35~39 세	S.T	931,336	10,325,866	73,869,806	990,689,470
남자	M	454,384	4,302,307	34,187,247	422,789,747
여자	F	476,952	6,023,559	39,682,559	567,899,723
40~44 세	S.T	1,147,777	14,029,906	119,845,259	1,393,063,742
남자	M	560,583	6,064,329	58,512,476	637,121,766
여자	F	587,194	7,965,577	61,332,783	755,941,976
45~49 세	S.T	1,218,536	16,746,440	168,263,564	1,727,684,647
남자	M	598,240	7,393,321	83,198,452	811,874,823
여자	F	620,296	9,353,119	85,065,112	915,809,824
50~54 세	S.T	1,505,243	23,514,297	266,599,385	2,496,763,981
남자	M	740,964	10,300,015	126,420,824	1,209,154,539
여자	F	764,279	13,214,282	140,178,561	1,287,609,442
55~59 세	S.T	1,482,374	26,610,276	337,579,132	2,934,143,671
남자	M	725,633	11,550,525	154,496,820	1,434,826,691
여자	F	756,741	15,059,751	183,082,312	1,499,316,980
60~64 세	S.T	1,756,710	37,623,389	501,410,121	4,278,525,667
남자	M	864,616	16,488,063	233,018,962	2,128,095,771
여자	F	892,094	21,135,326	268,391,159	2,150,429,896
65~69 세	S.T	1,363,281	37,851,264	498,455,286	4,462,337,994
남자	M	674,676	16,959,817	237,424,272	2,282,635,283
여자	F	688,605	20,891,447	261,031,014	2,179,702,711
70~74 세	S.T	888,319	30,243,093	397,003,533	3,581,304,252
남자	M	431,523	13,536,184	188,040,030	1,800,203,532
여자	F	456,796	16,706,909	208,963,503	1,781,100,720
75~79 세	S.T	610,827	24,360,193	311,534,487	2,965,675,263
남자	M	281,400	10,475,349	142,792,744	1,416,041,111
여자	F	329,427	13,884,844	168,741,743	1,549,634,152
80~84 세	S.T	477,287	21,595,499	252,443,038	2,665,942,146
남자	M	191,068	7,967,251	102,765,118	1,088,853,705
여자	F	286,219	13,628,248	149,677,920	1,577,088,441
85 세 이상	And over	403,370	20,866,751	190,430,013	2,500,799,473
남자	M	116,968	5,314,588	59,721,721	732,344,114
여자	F	286,402	15,552,163	130,708,292	1,768,455,358

주 : 1) 진료일 기준  
 2) 연령은 연도말 기준  
 3) 반올림 관계로 총계와 내용의 합이 다를 수 있음  
 4) 약국의 처방조제 입내원일수는 합계의 입내원일수에서 제외함



## 진료현황(지역)

Age and Gender(S.E.)

(단위 : 명, 일, 원)

Unit : Person, Day, KRW

급여비 (천원) Benefit (KRW1,000)	입 내 원 1 일 당 Per Visit		요 양 급 여 1 일 당 Perreimbursed day	
	진료비 Medical Expense	급여비 Benefit	진료비 Medical Expense	급여비 Benefit
<b>25,342,499,021</b>	<b>107,955</b>	<b>82,078</b>	<b>9,982</b>	<b>7,589</b>
<b>11,931,191,509</b>	<b>117,974</b>	<b>90,388</b>	<b>10,177</b>	<b>7,798</b>
<b>13,411,307,512</b>	<b>100,474</b>	<b>75,872</b>	<b>9,817</b>	<b>7,413</b>
147,779,513	190,557	185,134	80,086	77,807
80,171,845	193,636	187,874	80,332	77,942
67,607,668	187,021	181,987	79,796	77,648
255,661,862	51,198	43,163	12,252	10,329
134,407,283	50,911	42,803	12,223	10,276
121,254,579	51,522	43,569	12,285	10,389
242,704,822	53,629	40,771	13,222	10,052
128,907,106	53,968	41,446	12,672	9,732
113,797,716	53,259	40,033	13,890	10,440
224,079,566	62,476	46,638	15,176	11,329
122,145,876	63,467	47,766	14,516	10,925
101,933,689	61,349	45,354	16,035	11,854
244,211,058	63,883	47,736	14,440	10,790
132,705,444	67,141	50,394	15,164	11,381
111,505,614	60,427	44,916	13,671	10,161
329,267,860	78,983	57,399	15,207	11,051
161,122,373	83,175	60,641	15,214	11,092
168,145,487	75,366	54,602	15,200	11,012
465,862,390	85,381	62,823	15,163	11,157
205,891,419	86,350	63,377	14,765	10,837
259,970,971	84,626	62,390	15,495	11,424
629,711,074	91,667	68,100	14,872	11,049
264,242,523	92,288	68,203	13,859	10,242
365,468,551	91,219	68,025	15,710	11,716
735,727,991	95,943	71,251	13,411	9,960
312,903,223	98,270	72,729	12,367	9,153
422,824,768	94,280	70,195	14,311	10,655
1,033,007,044	99,292	73,629	11,624	8,620
474,341,922	105,061	78,218	10,889	8,107
558,665,121	94,901	70,135	12,325	9,109
1,292,519,989	103,167	77,182	10,268	7,682
609,809,366	109,812	82,481	9,758	7,330
682,710,623	97,915	72,993	10,766	8,026
1,875,117,749	106,181	79,744	9,365	7,033
916,190,747	117,393	88,950	9,565	7,247
958,927,001	97,441	72,567	9,185	6,841
2,206,972,736	110,264	82,937	8,692	6,538
1,092,342,889	124,222	94,571	9,287	7,070
1,114,629,846	99,558	74,014	8,189	6,088
3,208,334,109	113,720	85,275	8,533	6,399
1,618,733,406	129,069	98,176	9,133	6,947
1,589,600,702	101,746	75,211	8,012	5,923
3,399,974,343	117,891	89,825	8,952	6,821
1,758,095,664	134,591	103,662	9,614	7,405
1,641,878,679	104,335	78,591	8,350	6,290
2,752,540,070	118,417	91,014	9,021	6,933
1,396,032,853	132,992	103,133	9,574	7,424
1,356,507,217	106,609	81,194	8,524	6,492
2,294,090,151	121,743	94,174	9,520	7,364
1,100,908,358	135,178	105,095	9,917	7,710
1,193,181,794	111,606	85,934	9,183	7,071
2,075,096,234	123,449	96,089	10,561	8,220
853,467,400	136,666	107,122	10,596	8,305
1,221,628,834	115,722	89,639	10,537	8,162
1,929,840,461	119,846	92,484	13,132	10,134
568,771,811	137,799	107,021	12,263	9,524
1,361,068,649	113,711	87,516	13,530	10,413

Note : 1) Based on the Treatment Month

2) As of the end of the Year

3) Rounding error can exist

4) The visit days to drug store with prescription are excluded from the Total

제III-7표  
Table III-7

연령별 성별  
Service Benefits by

구 분 Division		진료실의원수 Patients	입내원일수 Visits	요양급여일수 Reimbursed Days	진료비 (천원) Medical Expense (KRW1,000)
<b>계</b>	<b>Total</b>	<b>49,183,311</b>	<b>1,073,975,012</b>	<b>1,656,887,915</b>	<b>84,509,157,285</b>
<b>남자</b>	<b>M</b>	<b>24,227,094</b>	<b>464,118,573</b>	<b>751,838,449</b>	<b>38,610,935,774</b>
<b>여자</b>	<b>F</b>	<b>24,956,217</b>	<b>609,856,439</b>	<b>905,049,466</b>	<b>45,898,221,511</b>
0 세	Age	252,866	4,276,922	4,657,138	728,956,547
남자	M	129,516	2,285,972	2,501,619	397,991,108
여자	F	123,350	1,990,950	2,155,519	330,965,439
1 ~ 4 세	S.T	1,177,852	38,382,330	41,216,039	1,436,171,278
남자	M	603,911	20,391,806	21,933,472	771,468,193
여자	F	573,941	17,990,524	19,282,567	664,703,085
5 ~ 9 세	S.T	2,050,050	38,603,523	44,516,551	1,596,405,711
남자	M	1,051,040	20,201,802	24,350,379	824,548,274
여자	F	999,010	18,401,721	20,166,172	771,857,437
10~14 세	S.T	2,253,692	28,909,024	36,716,976	1,495,312,375
남자	M	1,158,685	15,392,656	20,700,569	797,217,981
여자	F	1,095,007	13,516,368	16,016,407	698,094,394
15~19 세	S.T	2,205,639	27,045,940	37,570,500	1,421,438,601
남자	M	1,136,555	14,064,731	19,383,556	778,029,358
여자	F	1,069,084	12,981,209	18,186,944	643,409,243
20~24 세	S.T	2,767,604	29,016,390	47,275,334	1,857,504,255
남자	M	1,395,925	13,016,575	21,765,029	896,888,186
여자	F	1,371,679	15,999,815	25,510,305	960,616,069
25~29 세	S.T	3,383,653	39,210,736	65,162,893	2,653,840,141
남자	M	1,747,331	16,989,981	27,860,412	1,161,461,913
여자	F	1,636,322	22,220,755	37,302,481	1,492,378,228
30~34 세	S.T	3,254,943	43,813,631	70,256,272	3,316,021,580
남자	M	1,679,282	18,220,721	29,735,500	1,274,641,652
여자	F	1,575,661	25,592,910	40,520,772	2,041,379,928
35~39 세	S.T	3,208,306	45,721,317	72,373,692	3,469,662,613
남자	M	1,622,171	19,469,957	31,616,116	1,387,278,230
여자	F	1,586,135	26,251,360	40,757,576	2,082,384,383
40~44 세	S.T	3,821,083	56,703,552	89,837,018	4,235,888,003
남자	M	1,921,457	25,290,745	41,479,130	1,862,055,097
여자	F	1,899,626	31,412,807	48,357,888	2,373,832,906
45~49 세	S.T	3,787,019	61,873,842	96,111,233	4,645,024,370
남자	M	1,883,235	27,519,910	45,044,357	2,077,601,281
여자	F	1,903,784	34,353,932	51,066,876	2,567,423,089
50~54 세	S.T	4,264,045	79,972,283	120,800,347	6,114,123,029
남자	M	2,114,700	34,542,756	55,507,217	2,799,313,495
여자	F	2,149,345	45,429,527	65,293,130	3,314,809,534
55~59 세	S.T	3,860,162	83,733,987	125,534,240	6,605,160,137
남자	M	1,903,611	35,978,264	57,005,678	3,136,179,734
여자	F	1,956,551	47,755,723	68,528,562	3,468,980,403
60~64 세	S.T	4,016,391	106,611,476	157,530,003	8,840,791,143
남자	M	1,955,422	45,731,322	69,369,077	4,273,806,712
여자	F	2,060,969	60,880,154	88,160,926	4,566,984,431
65~69 세	S.T	3,042,022	105,225,167	156,354,167	9,260,899,968
남자	M	1,462,190	45,218,086	68,586,972	4,587,817,733
여자	F	1,579,832	60,007,081	87,767,195	4,673,082,235
70~74 세	S.T	2,099,075	88,341,864	146,879,455	7,901,763,402
남자	M	987,060	38,148,326	70,343,434	3,895,650,715
여자	F	1,112,015	50,193,538	76,536,021	4,006,112,687
75~79 세	S.T	1,532,523	73,637,322	139,815,367	6,861,440,682
남자	M	682,943	30,877,979	71,927,027	3,251,394,949
여자	F	849,580	42,759,343	67,888,340	3,610,045,733
80~84 세	S.T	1,251,877	66,313,913	112,889,783	6,402,112,620
남자	M	499,714	24,922,384	44,593,279	2,665,118,617
여자	F	752,163	41,391,529	68,296,504	3,736,994,003
85 세 이상	And over	954,509	56,581,793	91,390,907	5,666,640,830
남자	M	292,346	15,854,600	28,135,626	1,772,472,548
여자	F	662,163	40,727,193	63,255,281	3,894,168,282

주 : 1) 진료일 기준  
2) 연령은 연도말 기준  
3) 반올림 관계로 총계와 내용의 합이 다를 수 있음  
4) 약국의 처방조제 입내원일수는 합계의 입내원일수에서 제외함

# 진료현황(의료기관 소계)

## and Gender(Inpatient & Outpatient)

(단위 : 명, 일, 원)  
Unit : Person, Day, KRW

급여비 (천원) Benefit (KRW1,000)	입 내 원 1 일 당 Per Visit		요 양 급 여 1 일 당 Perreimbursed day	
	진료비 Medical Expense	급여비 Benefit	진료비 Medical Expense	급여비 Benefit
<b>63,982,866,496</b>	<b>78,688</b>	<b>59,576</b>	<b>51,005</b>	<b>38,616</b>
<b>29,535,077,565</b>	<b>83,192</b>	<b>63,637</b>	<b>51,355</b>	<b>39,284</b>
<b>34,447,788,931</b>	<b>75,261</b>	<b>56,485</b>	<b>50,713</b>	<b>38,062</b>
709,123,074	170,440	165,802	156,525	152,266
386,945,866	174,101	169,270	159,093	154,678
322,177,208	166,235	161,821	153,543	149,466
1,215,557,330	37,418	31,670	34,845	29,492
652,280,414	37,832	31,987	35,173	29,739
563,276,916	36,947	31,310	34,472	29,212
1,194,285,050	41,354	30,937	35,861	26,828
625,022,889	40,816	30,939	33,862	25,668
569,262,161	41,945	30,935	38,275	28,229
1,089,733,966	51,725	37,695	40,725	29,679
587,869,436	51,792	38,192	38,512	28,399
501,864,530	51,648	37,130	43,586	31,334
1,049,606,905	52,556	38,808	37,834	27,937
577,379,842	55,318	41,052	40,139	29,787
472,227,063	49,565	36,378	35,378	25,965
1,338,669,624	64,016	46,135	39,291	28,316
650,907,586	68,904	50,006	41,208	29,906
687,762,038	60,039	42,986	37,656	26,960
1,928,878,133	67,681	49,193	40,726	29,601
844,998,668	68,362	49,735	41,689	30,330
1,083,879,465	67,161	48,778	40,007	29,056
2,456,872,503	75,685	56,076	47,199	34,970
928,491,664	69,956	50,958	42,866	31,225
1,528,380,839	79,763	59,719	50,379	37,718
2,556,594,843	75,887	55,917	47,941	35,325
1,010,964,611	71,252	51,924	43,879	31,976
1,545,630,232	79,325	58,878	51,092	37,923
3,091,494,816	74,702	54,520	47,151	34,412
1,360,841,519	73,626	53,808	44,891	32,808
1,730,653,297	75,569	55,094	49,089	35,788
3,413,280,714	75,073	55,165	48,330	35,514
1,533,121,394	75,494	55,710	46,123	34,036
1,880,159,320	74,734	54,729	50,276	36,818
4,519,994,541	76,453	56,520	50,613	37,417
2,089,302,945	81,039	60,485	50,432	37,640
2,430,691,596	72,966	53,505	50,768	37,227
4,915,382,757	78,883	58,702	52,616	39,156
2,367,470,649	87,169	65,803	55,015	41,530
2,547,912,108	72,640	53,353	50,621	37,180
6,587,934,773	82,925	61,794	56,121	41,820
3,244,675,184	93,455	70,951	61,610	46,774
3,343,259,589	75,016	54,915	51,803	37,922
7,072,517,853	88,010	67,213	59,230	45,234
3,557,627,387	101,460	78,677	66,891	51,870
3,514,890,466	77,876	58,575	53,244	40,048
6,113,726,733	89,445	69,205	53,798	41,624
3,057,287,067	102,119	80,142	55,380	43,462
3,056,439,666	79,813	60,893	52,343	39,935
5,337,167,721	93,179	72,479	49,075	38,173
2,556,779,746	105,298	82,803	45,204	35,547
2,780,387,975	84,427	65,024	53,176	40,955
5,004,180,918	96,543	75,462	56,711	44,328
2,111,313,817	106,937	84,716	59,765	47,346
2,892,867,101	90,284	69,890	54,717	42,357
4,387,864,240	100,150	77,549	62,004	48,012
1,391,796,881	111,795	87,785	62,997	49,467
2,996,067,359	95,616	73,564	61,563	47,365

Note : 1) Based on the Treatment Month  
2) As of the end of the Year  
3) Rounding error can exist  
4) The visit days to drug store with prescription are excluded from the Total

제III-7-1표  
Table III-7-1

연령별 성별  
Service Benefits by

구 분 Division		진료실인원수 Patients	입내원일수 Visits	요양급여일수 Reimbursed Days	진료비 (천원) Medical Expense (KRW1,000)
<b>계</b>	<b>Total</b>	<b>7,088,365</b>	<b>138,036,535</b>	<b>213,981,503</b>	<b>36,615,457,671</b>
<b>남자</b>	<b>M</b>	<b>3,250,813</b>	<b>56,172,345</b>	<b>92,836,355</b>	<b>17,235,740,213</b>
<b>여자</b>	<b>F</b>	<b>3,837,552</b>	<b>81,864,190</b>	<b>121,145,148</b>	<b>19,379,717,458</b>
0 세	Age	244,880	1,882,091	2,206,296	650,865,076
남자	M	125,420	997,382	1,183,357	355,885,652
여자	F	119,460	884,709	1,022,939	294,979,423
1 ~ 4 세	S.T	292,883	2,108,116	3,861,908	560,433,528
남자	M	156,475	1,130,838	2,086,324	302,929,808
여자	F	136,408	977,278	1,775,584	257,503,721
5 ~ 9 세	S.T	165,253	968,837	1,853,150	285,118,310
남자	M	90,934	528,939	1,024,501	157,738,800
여자	F	74,319	439,898	828,649	127,379,510
10~14 세	S.T	128,873	860,912	1,664,642	283,299,414
남자	M	75,728	489,228	963,485	160,535,066
여자	F	53,145	371,684	701,157	122,764,348
15~19 세	S.T	154,743	1,174,570	2,271,817	380,142,576
남자	M	88,506	673,623	1,325,932	225,762,423
여자	F	66,237	500,947	945,885	154,380,153
20~24 세	S.T	225,771	1,672,484	3,103,690	506,413,589
남자	M	121,929	1,010,239	1,842,795	287,737,862
여자	F	103,842	662,245	1,260,895	218,675,727
25~29 세	S.T	296,166	2,057,744	3,902,770	696,239,396
남자	M	133,844	1,023,144	1,944,519	324,025,411
여자	F	162,322	1,034,600	1,958,251	372,213,985
30~34 세	S.T	379,076	2,692,591	5,003,036	986,562,281
남자	M	136,130	1,075,348	2,075,714	354,490,514
여자	F	242,946	1,617,243	2,927,322	632,071,767
35~39 세	S.T	360,354	2,843,570	5,418,522	1,044,428,730
남자	M	140,991	1,216,832	2,385,171	410,546,755
여자	F	219,363	1,626,738	3,033,351	633,881,975
40~44 세	S.T	393,659	3,569,915	7,018,228	1,286,364,990
남자	M	179,506	1,758,513	3,455,197	603,399,362
여자	F	214,153	1,811,402	3,563,031	682,965,628
45~49 세	S.T	410,238	4,429,956	8,573,864	1,561,193,849
남자	M	188,481	2,144,069	4,132,688	740,736,377
여자	F	221,757	2,285,887	4,441,176	820,457,471
50~54 세	S.T	519,263	6,474,935	12,294,052	2,214,076,225
남자	M	237,836	3,131,766	5,895,541	1,114,542,410
여자	F	281,427	3,343,169	6,398,511	1,099,533,816
55~59 세	S.T	547,887	7,945,578	14,809,236	2,635,040,341
남자	M	257,491	3,921,218	7,302,043	1,396,737,582
여자	F	290,396	4,024,360	7,507,193	1,238,302,759
60~64 세	S.T	684,762	11,512,616	20,867,648	3,746,191,969
남자	M	324,255	5,791,265	10,458,682	2,012,351,931
여자	F	360,507	5,721,351	10,408,966	1,733,840,038
65~69 세	S.T	606,980	11,909,343	20,749,203	3,870,731,824
남자	M	289,419	6,068,464	10,527,708	2,086,990,116
여자	F	317,561	5,840,879	10,221,495	1,783,741,708
70~74 세	S.T	498,121	12,111,430	19,728,955	3,748,003,344
남자	M	237,387	5,973,754	9,797,731	1,960,410,773
여자	F	260,734	6,137,676	9,931,224	1,787,592,571
75~79 세	S.T	416,740	13,758,753	20,296,079	3,687,796,837
남자	M	191,423	5,948,784	9,122,267	1,790,102,983
여자	F	225,317	7,809,969	11,173,812	1,897,693,853
80~84 세	S.T	391,921	19,741,720	25,536,757	4,047,942,637
남자	M	159,819	6,598,599	9,073,608	1,652,715,921
여자	F	232,102	13,143,121	16,463,149	2,395,226,716
85 세 이상	And over	370,795	30,321,374	34,821,650	4,424,612,754
남자	M	115,239	6,690,340	8,239,092	1,298,100,469
여자	F	255,556	23,631,034	26,582,558	3,126,512,288

주 : 1) 진료일 기준

2) 연령은 연도말 기준

3) 반올림 관계로 총계와 내용의 합이 다를 수 있음

4) 약국의 처방조제 입내원일수는 합계의 입내원일수에서 제외함

# 진료현황(입원)

Age and Gender(Inpatient)

(단위 : 명, 일, 원)  
Unit : Person, Day, KRW

급여비 (천원) Benefit (KRW1,000)	입 내 원 1 일 당 Per Visit		요 양 급 여 1 일 당 Perreimbursed day	
	진료비 Medical Expense	급여비 Benefit	진료비 Medical Expense	급여비 Benefit
<b>29,798,266,988</b>	<b>265,259</b>	<b>215,872</b>	<b>171,115</b>	<b>139,256</b>
<b>14,179,928,698</b>	<b>306,837</b>	<b>252,436</b>	<b>185,657</b>	<b>152,741</b>
<b>15,618,338,290</b>	<b>236,730</b>	<b>190,784</b>	<b>159,971</b>	<b>128,923</b>
638,517,527	345,820	339,260	295,004	289,407
348,908,785	356,820	349,825	300,742	294,847
289,608,743	333,420	327,349	288,365	283,114
510,693,020	265,846	242,251	145,118	132,239
275,848,834	267,881	243,933	145,198	132,218
234,844,186	263,491	240,304	145,025	132,263
258,105,823	294,289	266,408	153,856	139,280
142,771,578	298,217	269,921	153,966	139,357
115,334,246	289,566	262,184	153,720	139,183
253,500,335	329,069	294,456	170,186	152,285
143,315,445	328,140	292,942	166,619	148,747
110,184,890	330,292	296,448	175,088	157,147
308,606,116	323,644	262,740	167,330	135,841
182,926,199	335,147	271,556	170,267	137,960
125,679,917	308,177	250,885	163,212	132,870
393,493,940	302,791	235,275	163,165	126,783
221,403,685	284,822	219,160	156,142	120,146
172,090,255	330,204	259,859	173,429	136,483
551,981,706	338,351	268,246	178,396	141,433
251,179,464	316,696	245,498	166,635	129,173
300,802,242	359,766	290,743	190,075	153,608
806,029,336	366,399	299,351	197,193	161,108
276,449,780	329,652	257,079	170,780	133,183
529,579,556	390,833	327,458	215,922	180,909
846,389,226	367,295	297,650	192,752	156,203
322,802,161	337,390	265,281	172,125	135,337
523,587,065	389,664	321,863	208,971	172,610
1,023,254,505	360,335	286,633	183,289	145,800
479,172,497	343,130	272,487	174,635	138,682
544,082,008	377,037	300,365	191,681	152,702
1,248,337,890	352,417	281,795	182,088	145,598
596,145,538	345,482	278,044	179,238	144,251
652,192,352	358,923	285,313	184,739	146,851
1,789,103,527	341,946	276,312	180,093	145,526
908,806,855	355,883	290,190	189,048	154,152
880,296,672	328,890	263,312	171,842	137,578
2,142,424,643	331,636	269,637	177,932	144,668
1,146,928,476	356,200	292,493	191,280	157,070
995,496,167	307,702	247,368	164,949	132,606
3,054,858,825	325,399	265,349	179,522	146,392
1,659,822,979	347,481	286,608	192,410	158,703
1,395,035,846	303,047	243,830	166,572	134,023
3,169,981,543	325,016	266,176	186,548	152,776
1,731,499,619	343,907	285,327	198,238	164,471
1,438,481,924	305,389	246,278	174,509	140,731
3,066,496,443	309,460	253,190	189,975	155,431
1,624,680,716	328,171	271,970	200,088	165,822
1,441,815,727	291,249	234,912	179,997	145,180
2,998,961,923	268,033	217,968	181,700	147,761
1,475,238,378	300,919	247,990	196,234	161,718
1,523,723,545	242,984	195,100	169,834	136,366
3,257,616,626	205,045	165,012	158,514	127,566
1,350,976,535	250,465	204,737	182,145	148,891
1,906,640,091	182,242	145,068	145,490	115,813
3,479,914,031	145,924	114,768	127,065	99,935
1,041,051,173	194,026	155,605	157,554	126,355
2,438,862,858	132,305	103,206	117,615	91,747

Note : 1) Based on the Treatment Month  
2) As of the end of the Year  
3) Rounding error can exist  
4) The visit days to drug store with prescription are excluded from the Total

제III-7-2표  
Table III-7-2

연령별 성별  
Service Benefits by

구 분 Division		진료실인원수 Patients	입내원일수 Visits	요양급여일수 Reimbursed Days	진료비 (천원) Medical Expense (KRW1,000)
<b>계</b>	<b>Total</b>	<b>48,992,979</b>	<b>935,938,477</b>	<b>1,442,906,412</b>	<b>47,893,699,615</b>
<b>남자</b>	<b>M</b>	<b>24,147,303</b>	<b>407,946,228</b>	<b>659,002,094</b>	<b>21,375,195,561</b>
<b>여자</b>	<b>F</b>	<b>24,845,676</b>	<b>527,992,249</b>	<b>783,904,318</b>	<b>26,518,504,054</b>
0 세	Age	229,606	2,394,831	2,450,842	78,091,471
남자	M	118,339	1,288,590	1,318,262	42,105,456
여자	F	111,267	1,106,241	1,132,580	35,986,015
1 ~ 4 세	S.T	1,177,662	36,274,214	37,354,131	875,737,749
남자	M	603,810	19,260,968	19,847,148	468,538,385
여자	F	573,852	17,013,246	17,506,983	407,199,364
5 ~ 9 세	S.T	2,049,929	37,634,686	42,663,401	1,311,287,401
남자	M	1,050,972	19,672,863	23,325,878	666,809,475
여자	F	998,957	17,961,823	19,337,523	644,477,927
10~14 세	S.T	2,253,424	28,048,112	35,052,334	1,212,012,960
남자	M	1,158,532	14,903,428	19,737,084	636,682,915
여자	F	1,094,892	13,144,684	15,315,250	575,330,045
15~19 세	S.T	2,204,913	25,871,370	35,298,683	1,041,296,026
남자	M	1,136,089	13,391,108	18,057,624	552,266,935
여자	F	1,068,824	12,480,262	17,241,059	489,029,091
20~24 세	S.T	2,763,746	27,343,906	44,171,644	1,351,090,666
남자	M	1,392,629	12,006,336	19,922,234	609,150,324
여자	F	1,371,117	15,337,570	24,249,410	741,940,343
25~29 세	S.T	3,381,274	37,152,992	61,260,123	1,957,600,746
남자	M	1,745,441	15,966,837	25,915,893	837,436,502
여자	F	1,635,833	21,186,155	35,344,230	1,120,164,244
30~34 세	S.T	3,252,993	41,121,040	65,253,236	2,329,459,300
남자	M	1,677,745	17,145,373	27,659,786	920,151,138
여자	F	1,575,248	23,975,667	37,593,450	1,409,308,162
35~39 세	S.T	3,206,291	42,877,747	66,955,170	2,425,233,883
남자	M	1,620,650	18,253,125	29,230,945	976,731,475
여자	F	1,585,641	24,624,622	37,724,225	1,448,502,408
40~44 세	S.T	3,818,353	53,133,637	82,818,790	2,949,523,013
남자	M	1,919,446	23,532,232	38,023,933	1,258,655,735
여자	F	1,898,907	29,601,405	44,794,857	1,690,867,278
45~49 세	S.T	3,783,749	57,443,886	87,537,369	3,083,830,521
남자	M	1,880,921	25,375,841	40,911,669	1,336,864,904
여자	F	1,902,828	32,068,045	46,625,700	1,746,965,617
50~54 세	S.T	4,259,360	73,497,348	108,506,295	3,900,046,803
남자	M	2,111,279	31,410,990	49,611,676	1,684,771,085
여자	F	2,148,081	42,086,358	58,894,619	2,215,275,718
55~59 세	S.T	3,854,638	75,788,409	110,725,004	3,970,119,796
남자	M	1,899,644	32,057,046	49,703,635	1,739,442,152
여자	F	1,954,994	43,731,363	61,021,369	2,230,677,644
60~64 세	S.T	4,008,870	95,098,860	136,662,355	5,094,599,174
남자	M	1,950,112	39,940,057	58,910,395	2,261,454,782
여자	F	2,058,758	55,158,803	77,751,960	2,833,144,392
65~69 세	S.T	3,033,628	93,315,824	135,604,964	5,390,168,144
남자	M	1,456,641	39,149,622	58,059,264	2,500,827,617
여자	F	1,576,987	54,166,202	77,545,700	2,889,340,527
70~74 세	S.T	2,088,452	76,230,434	127,150,500	4,153,760,059
남자	M	980,874	32,174,572	60,545,703	1,935,239,942
여자	F	1,107,578	44,055,862	66,604,797	2,218,520,117
75~79 세	S.T	1,516,684	59,878,569	119,519,288	3,173,643,845
남자	M	675,790	24,929,195	62,804,760	1,461,291,966
여자	F	840,894	34,949,374	56,714,528	1,712,351,880
80~84 세	S.T	1,221,039	46,572,193	87,353,026	2,354,169,983
남자	M	489,504	18,323,785	35,519,671	1,012,402,696
여자	F	731,535	28,248,408	51,833,355	1,341,767,287
85 세 이상	And over	888,368	26,260,419	56,569,257	1,242,028,075
남자	M	278,885	9,164,260	19,896,534	474,372,080
여자	F	609,483	17,096,159	36,672,723	767,655,995

주 : 1) 진료일 기준  
 2) 연령은 연도말 기준  
 3) 반올림 관계로 총계와 내용의 합이 다를 수 있음  
 4) 약국의 처방조제 입내원일수는 합계의 입내원일수에서 제외함

## 진료현황(외래)

Age and Gender(Outpatient)

(단위 : 명, 일, 원)  
Unit : Person, Day, KRW

급여비 (천원) Benefit (KRW1,000)	입 내 원 1 일 당 Per Visit		요 양 급 여 1 일 당 Perreimbursed day	
	진료비 Medical Expense	급여비 Benefit	진료비 Medical Expense	급여비 Benefit
<b>34,184,599,508</b>	<b>51,172</b>	<b>36,524</b>	<b>33,193</b>	<b>23,691</b>
<b>15,355,148,867</b>	<b>52,397</b>	<b>37,640</b>	<b>32,436</b>	<b>23,301</b>
<b>18,829,450,641</b>	<b>50,225</b>	<b>35,662</b>	<b>33,829</b>	<b>24,020</b>
70,605,547	32,608	29,482	31,863	28,809
38,037,081	32,676	29,518	31,940	28,854
32,568,465	32,530	29,441	31,773	28,756
704,864,310	24,142	19,432	23,444	18,870
376,431,580	24,326	19,544	23,607	18,967
328,432,730	23,934	19,305	23,259	18,760
936,179,226	34,843	24,875	30,736	21,943
482,251,311	33,895	24,514	28,587	20,675
453,927,915	35,880	25,272	33,328	23,474
836,233,630	43,212	29,814	34,577	23,857
444,553,990	42,721	29,829	32,258	22,524
391,679,640	43,769	29,798	37,566	25,574
741,000,790	40,249	28,642	29,500	20,992
394,453,643	41,241	29,456	30,584	21,844
346,547,147	39,184	27,768	28,364	20,100
945,175,684	49,411	34,566	30,587	21,398
429,503,901	50,736	35,773	30,576	21,559
515,671,783	48,374	33,621	30,596	21,265
1,376,896,427	52,690	37,060	31,956	22,476
593,819,204	52,448	37,191	32,314	22,913
783,077,223	52,872	36,962	31,693	22,156
1,650,843,168	56,649	40,146	35,699	25,299
652,041,884	53,668	38,030	33,267	23,574
998,801,284	58,781	41,659	37,488	26,568
1,710,205,617	56,562	39,886	36,222	25,543
688,162,450	53,510	37,701	33,414	23,542
1,022,043,167	58,823	41,505	38,397	27,092
2,068,240,311	55,511	38,925	35,614	24,973
881,669,022	53,486	37,466	33,102	23,187
1,186,571,289	57,121	40,085	37,747	26,489
2,164,942,824	53,684	37,688	35,229	24,732
936,975,855	52,683	36,924	32,677	22,902
1,227,966,968	54,477	38,293	37,468	26,337
2,730,891,013	53,064	37,156	35,943	25,168
1,180,496,090	53,636	37,582	33,959	23,795
1,550,394,924	52,636	36,838	37,614	26,325
2,772,958,114	52,384	36,588	35,856	25,044
1,220,542,173	54,261	38,074	34,996	24,556
1,552,415,941	51,009	35,499	36,556	25,441
3,533,075,947	53,572	37,152	37,279	25,853
1,584,852,205	56,621	39,681	38,388	26,903
1,948,223,743	51,363	35,320	36,438	25,057
3,902,536,310	57,763	41,821	39,749	28,779
1,826,127,768	63,879	46,645	43,074	31,453
2,076,408,541	53,342	38,334	37,260	26,777
3,047,230,290	54,490	39,974	32,668	23,966
1,432,606,351	60,148	44,526	31,963	23,662
1,614,623,939	50,357	36,649	33,309	24,242
2,338,205,799	53,001	39,049	26,553	19,563
1,081,541,368	58,618	43,385	23,267	17,221
1,256,664,431	48,995	35,957	30,192	22,158
1,746,564,292	50,549	37,502	26,950	19,994
760,337,282	55,251	41,495	28,503	21,406
986,227,010	47,499	34,913	25,886	19,027
907,950,209	47,297	34,575	21,956	16,050
350,745,708	51,763	38,273	23,842	17,628
557,204,501	44,902	32,592	20,933	15,194

Note : 1) Based on the Treatment Month

2) As of the end of the Year

3) Rounding error can exist

4) The visit days to drug store with prescription are excluded from the Total

제III-8표  
Table III-8

연령별 성별  
Service Benefits by

구 분 Division		진료실의원수 Patients	입내원일수 Visits	요양급여일수 Reimbursed Days	진료비 (천원) Medical Expense (KRW1,000)
<b>계</b>	<b>Total</b>	<b>46,966,125</b>	<b>499,934,883</b>	<b>9,318,031,484</b>	<b>21,349,481,187</b>
<b>남자</b>	<b>M</b>	<b>22,896,498</b>	<b>224,338,865</b>	<b>4,312,486,737</b>	<b>10,283,548,766</b>
<b>여자</b>	<b>F</b>	<b>24,069,627</b>	<b>275,596,018</b>	<b>5,005,544,747</b>	<b>11,065,932,421</b>
0 세	Age	194,777	1,492,457	5,644,510	15,694,932
남자	M	101,243	803,381	3,053,274	8,546,956
여자	F	93,534	689,076	2,591,236	7,147,975
1 ~ 4 세	S.T	1,172,089	29,953,797	119,730,039	406,598,835
남자	M	601,136	15,757,703	63,370,074	216,774,121
여자	F	570,953	14,196,094	56,359,965	189,824,713
5 ~ 9 세	S.T	2,011,677	24,160,815	110,821,808	399,605,584
남자	M	1,032,790	12,810,757	60,957,885	217,712,371
여자	F	978,887	11,350,058	49,863,923	181,893,214
10~14 세	S.T	2,176,506	15,138,940	80,073,678	285,066,210
남자	M	1,124,841	8,301,022	45,528,774	161,316,023
여자	F	1,051,665	6,837,918	34,544,904	123,750,187
15~19 세	S.T	2,108,447	13,835,233	84,387,819	263,559,768
남자	M	1,083,887	7,115,304	44,424,223	141,673,422
여자	F	1,024,560	6,719,929	39,963,596	121,886,346
20~24 세	S.T	2,540,524	13,624,505	102,765,956	304,606,134
남자	M	1,245,864	5,852,008	49,337,326	144,423,329
여자	F	1,294,660	7,772,497	53,428,630	160,182,804
25~29 세	S.T	3,150,960	18,072,484	147,282,421	419,465,857
남자	M	1,590,454	7,806,198	67,866,362	194,561,019
여자	F	1,560,506	10,266,286	79,416,059	224,904,838
30~34 세	S.T	3,047,717	19,372,257	183,231,490	480,380,475
남자	M	1,540,617	8,352,386	85,742,030	230,666,952
여자	F	1,507,100	11,019,871	97,489,460	249,713,523
35~39 세	S.T	3,020,703	21,398,484	243,361,389	592,673,393
남자	M	1,500,096	9,222,989	120,780,128	297,779,105
여자	F	1,520,607	12,175,495	122,581,261	294,894,288
40~44 세	S.T	3,614,463	27,373,380	394,275,528	898,118,212
남자	M	1,793,291	12,247,948	207,066,597	477,469,132
여자	F	1,821,172	15,125,432	187,208,931	420,649,080
45~49 세	S.T	3,589,889	29,899,601	539,331,579	1,160,269,988
남자	M	1,765,010	13,510,436	280,205,263	623,640,861
여자	F	1,824,879	16,389,165	259,126,316	536,629,126
50~54 세	S.T	4,069,429	38,646,684	818,321,848	1,694,531,335
남자	M	1,996,132	17,010,181	397,992,087	877,421,931
여자	F	2,073,297	21,636,503	420,329,761	817,109,404
55~59 세	S.T	3,720,206	40,898,633	983,162,108	2,019,520,865
남자	M	1,818,011	17,833,840	457,188,410	1,012,770,395
여자	F	1,902,195	23,064,793	525,973,698	1,006,750,470
60~64 세	S.T	3,910,969	50,831,889	1,307,280,725	2,737,542,503
남자	M	1,891,632	22,235,631	606,157,212	1,357,141,824
여자	F	2,019,337	28,596,258	701,123,513	1,380,400,679
65~69 세	S.T	2,985,033	47,446,759	1,249,147,733	2,705,492,354
남자	M	1,428,291	20,996,307	579,817,463	1,332,416,298
여자	F	1,556,742	26,450,452	669,330,270	1,373,076,056
70~74 세	S.T	2,061,894	38,202,896	1,019,161,246	2,290,868,371
남자	M	963,953	16,802,183	463,992,652	1,089,864,101
여자	F	1,097,941	21,400,713	555,168,594	1,201,004,270
75~79 세	S.T	1,496,330	29,916,743	806,942,562	1,886,334,727
남자	M	661,113	12,585,826	349,146,758	836,413,765
여자	F	835,217	17,330,917	457,795,804	1,049,920,962
80~84 세	S.T	1,211,535	24,698,616	679,173,905	1,666,537,851
남자	M	483,576	9,957,510	277,792,797	684,222,909
여자	F	727,959	14,741,106	401,381,108	982,314,942
85 세 이상	And over	882,977	14,970,710	443,935,140	1,122,613,794
남자	M	274,561	5,137,255	152,067,422	378,734,252
여자	F	608,416	9,833,455	291,867,718	743,879,543

주 : 1) 진료일 기준

2) 연령은 연도말 기준

3) 반올림 관계로 총계와 내용의 합이 다를 수 있음

4) 약국의 처방조제 입내원일수는 합계의 입내원일수에서 제외함



# 진료현황(약국 소계)

Age and Gender(Pharmacy)

(단위 : 명, 일, 원)  
Unit : Person, Day, KRW

급여비 (천원) Benefit (KRW1,000)	입 내 원 1 일 당 Per Visit		요 양 급 여 1 일 당 Perreimbursed day	
	진료비 Medical Expense	급여비 Benefit	진료비 Medical Expense	급여비 Benefit
<b>15,527,041,876</b>	<b>42,705</b>	<b>31,058</b>	<b>2,291</b>	<b>1,666</b>
<b>7,447,218,877</b>	<b>45,839</b>	<b>33,196</b>	<b>2,385</b>	<b>1,727</b>
<b>8,079,822,999</b>	<b>40,153</b>	<b>29,318</b>	<b>2,211</b>	<b>1,614</b>
12,669,305	10,516	8,489	2,781	2,245
6,900,795	10,639	8,590	2,799	2,260
5,768,510	10,373	8,371	2,759	2,226
328,224,714	13,574	10,958	3,396	2,741
175,005,813	13,757	11,106	3,421	2,762
153,218,901	13,372	10,793	3,368	2,719
296,531,757	16,539	12,273	3,606	2,676
161,359,578	16,994	12,596	3,572	2,647
135,172,179	16,026	11,909	3,648	2,711
205,576,928	18,830	13,579	3,560	2,567
116,205,677	19,433	13,999	3,543	2,552
89,371,251	18,098	13,070	3,582	2,587
190,517,341	19,050	13,770	3,123	2,258
102,463,829	19,911	14,400	3,189	2,306
88,053,512	18,138	13,103	3,050	2,203
220,063,460	22,357	16,152	2,964	2,141
104,759,965	24,679	17,902	2,927	2,123
115,303,496	20,609	14,835	2,998	2,158
303,466,688	23,210	16,792	2,848	2,060
141,152,387	24,924	18,082	2,867	2,080
162,314,301	21,907	15,810	2,832	2,044
348,001,788	24,797	17,964	2,622	1,899
167,212,914	27,617	20,020	2,690	1,950
180,788,874	22,660	16,406	2,561	1,854
428,678,489	27,697	20,033	2,435	1,761
214,383,120	32,287	23,244	2,465	1,775
214,295,369	24,220	17,601	2,406	1,748
650,463,584	32,810	23,763	2,278	1,650
342,461,319	38,984	27,961	2,306	1,654
308,002,266	27,811	20,363	2,247	1,645
841,425,135	38,806	28,142	2,151	1,560
446,858,998	46,160	33,075	2,226	1,595
394,566,137	32,743	24,075	2,071	1,523
1,227,391,102	43,847	31,759	2,071	1,500
628,947,933	51,582	36,975	2,205	1,580
598,443,169	37,765	27,659	1,944	1,424
1,460,108,022	49,379	35,701	2,054	1,485
727,653,524	56,789	40,802	2,215	1,592
732,454,499	43,649	31,756	1,914	1,393
1,978,711,384	53,855	38,927	2,094	1,514
977,154,767	61,035	43,945	2,239	1,612
1,001,556,617	48,272	35,024	1,969	1,429
1,969,411,145	57,022	41,508	2,166	1,577
968,337,939	63,460	46,119	2,298	1,670
1,001,073,206	51,911	37,847	2,051	1,496
1,664,110,156	59,966	43,560	2,248	1,633
790,179,793	64,864	47,028	2,349	1,703
873,930,362	56,120	40,837	2,163	1,574
1,370,266,922	63,053	45,803	2,338	1,698
603,509,847	66,457	47,952	2,396	1,729
766,757,076	60,581	44,242	2,293	1,675
1,219,288,896	67,475	49,367	2,454	1,795
501,258,883	68,714	50,340	2,463	1,804
718,030,012	66,638	48,709	2,447	1,789
812,135,058	74,987	54,248	2,529	1,829
271,411,797	73,723	52,832	2,491	1,785
540,723,262	75,648	54,988	2,549	1,853

Note : 1) Based on the Treatment Month  
2) As of the end of the Year  
3) Rounding error can exist  
4) The visit days to drug store with prescription are excluded from the Total

제Ⅲ-9표  
Table III-9

연령별 성별 요양기관종별  
Average Visit Days by Age, Gender and

구 분 Division		총 계 Total			의 료 기 관 소 계 Sub-Total			총 합 G.H	
		계 T	입 원 I.P	외 래 O.P	계 T	입 원 I.P	외 래 O.P	계 T	입 원 I.P
<b>계</b>	<b>Total</b>	<b>20,914.42</b>	<b>2,685.01</b>	<b>18,229.40</b>	<b>20,890.40</b>	<b>2,685.01</b>	<b>18,205.39</b>	<b>3,329.09</b>	<b>865.64</b>
<b>남자</b>	<b>M</b>	<b>18,061.43</b>	<b>2,182.52</b>	<b>15,878.92</b>	<b>18,032.83</b>	<b>2,182.52</b>	<b>15,850.32</b>	<b>3,160.81</b>	<b>859.96</b>
<b>여자</b>	<b>F</b>	<b>23,774.61</b>	<b>3,188.78</b>	<b>20,585.83</b>	<b>23,755.19</b>	<b>3,188.78</b>	<b>20,566.41</b>	<b>3,497.79</b>	<b>871.34</b>
0 세	Age	17,392.17	7,653.55	9,738.62	17,392.15	7,653.55	9,738.61	5,010.74	3,322.09
남자	M	18,181.61	7,932.73	10,248.88	18,181.60	7,932.73	10,248.87	5,368.04	3,555.33
여자	F	16,566.28	7,361.47	9,204.81	16,566.26	7,361.47	9,204.79	4,636.94	3,078.07
1 ~ 4 세	S.T	32,172.51	1,767.03	30,405.48	32,172.25	1,767.03	30,405.22	2,656.65	670.67
남자	M	33,343.35	1,849.06	31,494.29	33,343.15	1,849.06	31,494.09	2,852.33	716.16
여자	F	30,941.02	1,680.75	29,260.26	30,940.69	1,680.75	29,259.93	2,450.83	622.82
5 ~ 9 세	S.T	18,401.51	461.81	17,939.70	18,400.96	461.81	17,939.15	1,597.55	208.35
남자	M	18,790.70	491.98	18,298.73	18,790.12	491.98	18,298.14	1,570.68	228.39
여자	F	17,992.39	430.10	17,562.29	17,991.88	430.10	17,561.78	1,625.80	187.28
10~14 세	S.T	12,458.54	370.96	12,087.59	12,456.50	370.96	12,085.54	1,445.16	209.93
남자	M	12,902.89	410.02	12,492.87	12,900.62	410.02	12,490.59	1,442.32	234.13
여자	F	11,988.37	329.62	11,658.75	11,986.56	329.62	11,656.94	1,448.17	184.33
15~19 세	S.T	11,771.39	511.04	11,260.35	11,767.30	511.04	11,256.26	1,279.12	293.36
남자	M	11,858.22	567.74	11,290.49	11,853.88	567.74	11,286.14	1,368.90	315.52
여자	F	11,678.73	450.54	11,228.20	11,674.91	450.54	11,224.38	1,183.31	269.71
20~24 세	S.T	9,661.83	556.61	9,105.22	9,656.87	556.61	9,100.25	1,326.55	297.15
남자	M	8,348.45	647.55	7,700.90	8,343.45	647.55	7,695.90	1,288.62	327.77
여자	F	11,080.17	458.41	10,621.76	11,075.24	458.41	10,616.83	1,367.52	264.09
25~29 세	S.T	10,835.74	568.30	10,267.45	10,829.03	568.30	10,260.73	1,404.18	259.73
남자	M	8,855.93	532.88	8,323.05	8,848.75	532.88	8,315.87	1,190.85	237.53
여자	F	13,070.70	608.28	12,462.42	13,064.51	608.28	12,456.22	1,645.00	284.80
30~34 세	S.T	12,586.59	772.98	11,813.61	12,577.93	772.98	11,804.95	1,624.95	316.83
남자	M	9,892.14	583.24	9,308.90	9,882.50	583.24	9,299.26	1,270.79	249.84
여자	F	15,616.45	986.34	14,630.10	15,608.99	986.34	14,622.55	2,023.20	392.16
35~39 세	S.T	13,307.09	826.80	12,480.29	13,293.94	826.80	12,467.14	1,808.32	355.97
남자	M	10,948.26	683.31	10,264.96	10,933.25	683.31	10,249.95	1,454.53	293.69
여자	F	15,839.92	980.87	14,859.05	15,828.77	980.87	14,847.89	2,188.21	422.85
40~44 세	S.T	13,842.40	870.34	12,972.06	13,824.28	870.34	12,953.94	2,006.47	389.52
남자	M	12,034.72	835.34	11,199.39	12,013.76	835.34	11,178.42	1,698.67	362.50
여자	F	15,748.37	907.25	14,841.12	15,733.24	907.25	14,826.00	2,331.00	418.02
45~49 세	S.T	15,208.97	1,087.01	14,121.96	15,182.49	1,087.01	14,095.48	2,331.67	466.92
남자	M	13,323.93	1,035.62	12,288.32	13,292.52	1,035.62	12,256.90	1,972.65	440.98
여자	F	17,155.43	1,140.09	16,015.34	17,134.04	1,140.09	15,993.95	2,702.39	493.70
50~54 세	S.T	17,592.63	1,421.48	16,171.15	17,556.81	1,421.48	16,135.33	2,775.68	581.24
남자	M	15,005.55	1,356.62	13,648.93	14,963.25	1,356.62	13,606.63	2,417.83	575.78
여자	F	20,251.06	1,488.13	18,762.92	20,221.90	1,488.13	18,733.76	3,143.39	586.86
55~59 세	S.T	20,650.57	1,955.09	18,695.48	20,603.58	1,955.09	18,648.49	3,439.62	772.26
남자	M	17,709.81	1,923.95	15,785.85	17,652.81	1,923.95	15,728.86	3,190.81	807.00
여자	F	23,608.97	1,986.41	21,622.56	23,572.05	1,986.41	21,585.64	3,689.92	737.31
60~64 세	S.T	25,694.68	2,768.71	22,925.97	25,639.35	2,768.71	22,870.64	4,705.91	1,099.00
남자	M	22,446.57	2,833.74	19,612.83	22,376.92	2,833.74	19,543.18	4,616.14	1,191.75
여자	F	28,834.10	2,705.85	26,128.25	28,792.62	2,705.85	26,086.77	4,792.68	1,009.35
65~69 세	S.T	34,119.44	3,855.87	30,263.56	34,068.62	3,855.87	30,212.75	6,130.69	1,537.78
남자	M	30,418.36	4,073.48	26,344.88	30,352.80	4,073.48	26,279.32	6,350.32	1,722.90
여자	F	37,567.91	3,653.12	33,914.79	37,530.84	3,653.12	33,877.72	5,926.05	1,365.30
70~74 세	S.T	42,120.82	5,769.24	36,351.58	42,081.36	5,769.24	36,312.12	8,048.91	2,237.25
남자	M	38,735.30	6,057.58	32,677.72	38,683.67	6,057.58	32,626.08	8,920.53	2,563.44
여자	F	45,120.11	5,513.79	39,606.32	45,091.44	5,513.79	39,577.65	7,276.73	1,948.27
75~79 세	S.T	48,796.18	9,111.52	39,684.66	48,765.18	9,111.52	39,653.66	9,903.04	3,105.28
남자	M	46,164.17	8,886.30	37,277.87	46,125.57	8,886.30	37,239.27	11,920.56	3,652.20
여자	F	50,892.23	9,290.88	41,601.35	50,867.28	9,290.88	41,576.40	8,296.34	2,669.73
80~84 세	S.T	55,214.71	16,429.31	38,785.40	55,187.28	16,429.31	38,757.97	10,216.99	3,945.57
남자	M	52,668.81	13,936.09	38,732.72	52,635.50	13,936.09	38,699.41	11,972.86	4,498.41
여자	F	56,870.27	18,050.61	38,819.66	56,846.66	18,050.61	38,796.04	9,075.18	3,586.06
85 세 이상	And over	66,450.01	35,597.99	30,852.02	66,428.33	35,597.99	30,830.34	10,760.83	5,157.37
남자	M	61,949.57	26,131.89	35,817.67	61,926.71	26,131.89	35,794.81	13,993.61	6,416.25
여자	F	68,384.06	39,666.02	28,718.04	68,362.89	39,666.02	28,696.87	9,371.55	4,616.37

주 : 1) 진료일 기준 2) 연령은 연도말 기준  
3) (종합병원) 상급종합병원 포함, (병원) 요양병원, 정신병원 포함

# 평균 수진횟수(총계)

## Type of Health Care Institutions(Total)

(단위 : 일/1,000명)

Unit : Days Per 1,000 Persons

병 원	병 원 H			치 과 병 원 D.H			한 방 병 원 K.H		
	외 래 O.P	계 T	입 원 I.P	외 래 O.P	계 T	입 원 I.P	외 래 O.P	계 T	입 원 I.P
	<b>2,463.45</b>	<b>3,083.92</b>	<b>1,637.00</b>	<b>1,446.92</b>	<b>85.69</b>	<b>0.48</b>	<b>85.21</b>	<b>143.88</b>	<b>67.83</b>
	<b>2,300.85</b>	<b>2,430.55</b>	<b>1,191.15</b>	<b>1,239.40</b>	<b>83.93</b>	<b>0.53</b>	<b>83.40</b>	<b>109.77</b>	<b>43.51</b>
	<b>2,626.45</b>	<b>3,738.95</b>	<b>2,083.97</b>	<b>1,654.98</b>	<b>87.45</b>	<b>0.43</b>	<b>87.02</b>	<b>178.08</b>	<b>92.22</b>
	1,688.65	4,913.53	2,785.00	2,128.53	1.37	-	1.37	0.89	-
	1,812.71	5,046.21	2,827.14	2,219.07	1.18	-	1.18	1.19	-
	1,558.87	4,774.73	2,740.92	2,033.82	1.56	-	1.56	0.57	-
	1,985.98	6,253.09	914.23	5,338.86	33.39	0.11	33.28	18.22	0.30
	2,136.18	6,481.01	941.12	5,539.89	34.22	0.14	34.07	23.20	0.38
	1,828.01	6,013.36	885.94	5,127.42	32.53	0.08	32.44	12.99	0.23
	1,389.21	2,134.86	207.80	1,927.06	121.61	1.03	120.58	16.37	1.72
	1,342.29	2,160.04	214.74	1,945.29	126.52	1.37	125.15	18.78	1.76
	1,438.53	2,108.40	200.50	1,907.90	116.44	0.67	115.77	13.83	1.68
	1,235.23	1,034.80	126.98	907.82	76.10	0.62	75.48	24.76	6.00
	1,208.19	1,065.83	137.44	928.40	73.48	0.72	72.76	26.30	6.34
	1,263.85	1,001.96	115.91	886.04	78.86	0.52	78.35	23.14	5.65
	985.76	871.14	167.73	703.41	67.94	0.51	67.43	42.31	12.51
	1,053.39	938.52	193.87	744.65	58.90	0.57	58.33	44.74	13.24
	913.59	799.24	139.84	659.40	77.58	0.45	77.13	39.71	11.73
	1,029.40	821.29	197.00	624.30	94.82	0.59	94.23	51.19	18.68
	960.85	812.02	248.31	563.71	77.15	0.64	76.51	52.46	21.70
	1,103.43	831.30	141.58	689.72	113.92	0.54	113.37	49.83	15.42
	1,144.44	1,013.96	227.80	786.16	84.67	0.40	84.27	67.13	20.59
	953.31	824.88	230.74	594.14	73.35	0.43	72.92	61.15	19.70
	1,360.20	1,227.41	224.47	1,002.94	97.45	0.36	97.09	73.88	21.59
	1,308.12	1,501.65	325.67	1,175.99	74.22	0.33	73.90	86.67	26.86
	1,020.95	948.06	256.66	691.40	68.33	0.38	67.95	79.05	23.64
	1,631.05	2,124.16	403.26	1,720.90	80.86	0.28	80.58	95.23	30.48
	1,452.35	1,494.55	339.85	1,154.71	64.59	0.32	64.27	108.55	39.83
	1,160.84	1,086.80	294.25	792.55	62.34	0.37	61.97	101.31	35.26
	1,765.36	1,932.38	388.81	1,543.57	67.01	0.28	66.73	116.32	44.73
	1,616.94	1,393.36	358.00	1,035.36	61.66	0.33	61.33	130.64	53.47
	1,336.18	1,223.30	367.70	855.60	61.58	0.41	61.17	117.21	43.95
	1,912.98	1,572.67	347.78	1,224.89	61.74	0.25	61.49	144.79	63.52
	1,864.75	1,515.35	481.48	1,033.87	69.40	0.37	69.03	156.35	65.55
	1,531.67	1,368.10	480.30	887.81	71.41	0.48	70.94	128.71	47.96
	2,208.69	1,667.40	482.71	1,184.69	67.32	0.26	67.06	184.89	83.72
	2,194.44	1,851.50	665.97	1,185.53	82.69	0.33	82.36	183.10	80.97
	1,842.05	1,628.00	656.47	971.53	84.22	0.39	83.82	131.56	49.01
	2,556.54	2,081.18	675.74	1,405.44	81.12	0.26	80.85	236.05	113.81
	2,667.36	2,292.17	938.94	1,353.23	94.66	0.34	94.32	225.70	114.85
	2,383.81	2,070.12	958.31	1,111.81	97.23	0.37	96.86	156.29	65.04
	2,952.61	2,515.56	919.45	1,596.11	92.07	0.30	91.77	295.54	164.96
	3,606.91	3,201.47	1,341.62	1,859.85	101.27	0.45	100.81	272.87	153.41
	3,424.39	3,013.53	1,437.44	1,576.09	103.91	0.57	103.34	183.76	85.99
	3,783.33	3,383.12	1,249.00	2,134.12	98.71	0.34	98.37	359.00	218.57
	4,592.91	4,073.90	1,956.72	2,117.18	130.15	0.62	129.53	276.56	155.10
	4,627.42	3,957.65	2,116.61	1,841.04	134.33	0.65	133.68	191.59	90.13
	4,560.75	4,182.21	1,807.74	2,374.48	126.25	0.59	125.66	355.74	215.64
	5,811.66	5,482.76	3,183.38	2,299.38	125.49	0.81	124.68	244.33	129.84
	6,357.08	5,379.20	3,259.59	2,119.61	127.06	0.76	126.30	177.63	79.55
	5,328.46	5,574.50	3,115.86	2,458.63	124.11	0.86	123.24	303.42	174.39
	6,797.76	8,029.60	5,693.84	2,335.76	110.88	0.79	110.08	210.60	102.71
	8,268.37	7,353.72	5,029.99	2,323.73	113.33	0.66	112.67	148.08	56.16
	5,626.62	8,567.85	6,222.52	2,345.34	108.92	0.90	108.02	260.39	139.78
	6,271.42	14,502.88	12,192.47	2,310.41	87.87	0.91	86.96	191.38	103.55
	7,474.45	11,454.88	9,227.50	2,227.38	94.90	0.67	94.23	148.76	66.75
	5,489.11	16,484.95	14,120.55	2,364.40	83.30	1.07	82.23	219.10	127.48
	5,603.46	32,739.40	30,187.12	2,552.28	56.78	0.82	55.96	163.81	103.75
	7,577.36	21,972.33	19,509.40	2,462.93	72.74	0.60	72.14	154.24	82.99
	4,755.18	37,366.52	34,775.84	2,590.68	49.93	0.91	49.01	167.93	112.67

Note : 1) Based on the Treatment Month 2) As of the end of the Year

3) (General hospitals) including tertiary general hospitals, (hospitals) including healthcare hospitals and psychiatric hospitals

제III-9표  
Table III-9

연령별 성별 요양기관중별  
Average Visit Days by Age, Gender and

구 분 Division		의 원 C			치 과 의 원 D.C			한
		계 T	입 원 I.P	외 래 O.P	계 T	입 원 I.P	외 래 O.P	계 T
<b>계</b>	<b>Total</b>	<b>11,011.48</b>	<b>109.21</b>	<b>10,902.27</b>	<b>1,449.12</b>	<b>0.00</b>	<b>1,449.12</b>	<b>1,684.13</b>
<b>남자</b>	<b>M</b>	<b>9,476.23</b>	<b>84.03</b>	<b>9,392.20</b>	<b>1,436.78</b>	<b>0.00</b>	<b>1,436.77</b>	<b>1,252.35</b>
<b>여자</b>	<b>F</b>	<b>12,550.61</b>	<b>134.46</b>	<b>12,416.15</b>	<b>1,461.50</b>	<b>0.01</b>	<b>1,461.49</b>	<b>2,117.00</b>
0 세	Age	7,419.18	1,546.22	5,872.96	10.25	-	10.25	32.70
남자	M	7,713.97	1,549.98	6,163.99	11.51	-	11.51	35.71
여자	F	7,110.78	1,542.28	5,568.50	8.93	-	8.93	29.56
1 ~ 4 세	S.T	22,390.53	181.25	22,209.28	596.28	-	596.28	212.50
남자	M	23,111.83	190.62	22,921.21	595.36	-	595.36	233.12
여자	F	21,631.86	171.40	21,460.47	597.25	-	597.25	190.82
5 ~ 9 세	S.T	11,887.33	42.65	11,844.68	2,391.35	0.00	2,391.35	243.51
남자	M	12,321.90	45.42	12,276.47	2,304.36	-	2,304.36	279.00
여자	F	11,430.52	39.73	11,390.79	2,482.80	0.00	2,482.80	206.20
10~14 세	S.T	8,129.73	27.01	8,102.72	1,417.30	-	1,417.30	321.67
남자	M	8,569.15	30.97	8,538.17	1,360.64	-	1,360.64	355.41
여자	F	7,664.76	22.81	7,641.95	1,477.26	-	1,477.26	285.97
15~19 세	S.T	8,165.71	35.96	8,129.75	859.53	0.00	859.53	474.79
남자	M	8,208.22	43.52	8,164.70	741.37	0.00	741.36	486.10
여자	F	8,120.35	27.88	8,092.46	985.63	0.01	985.62	462.71
20~24 세	S.T	5,896.01	41.13	5,854.87	1,021.13	0.03	1,021.10	439.53
남자	M	4,875.40	46.52	4,828.88	838.83	0.01	838.82	391.44
여자	F	6,998.17	35.32	6,962.85	1,218.00	0.04	1,217.96	491.46
25~29 세	S.T	6,585.16	57.97	6,527.19	1,046.18	0.02	1,046.15	619.61
남자	M	5,242.81	42.67	5,200.14	908.17	0.01	908.15	539.12
여자	F	8,100.50	75.25	8,025.25	1,201.98	0.04	1,201.94	710.47
30~34 세	S.T	7,430.50	100.91	7,329.60	1,049.32	0.01	1,049.31	801.20
남자	M	5,821.33	50.43	5,770.90	972.52	0.01	972.51	713.26
여자	F	9,239.98	157.66	9,082.32	1,135.69	0.01	1,135.67	900.09
35~39 세	S.T	7,863.39	87.21	7,776.18	1,033.84	0.00	1,033.84	910.37
남자	M	6,379.08	56.05	6,323.03	1,001.53	0.00	1,001.53	837.72
여자	F	9,457.20	120.67	9,336.53	1,068.53	0.00	1,068.53	988.38
40~44 세	S.T	8,074.70	65.31	8,009.39	1,077.48	0.00	1,077.48	1,066.72
남자	M	6,852.02	57.30	6,794.71	1,085.51	0.00	1,085.51	962.24
여자	F	9,363.86	73.74	9,290.11	1,069.02	0.00	1,069.02	1,176.87
45~49 세	S.T	8,518.24	68.40	8,449.85	1,210.15	0.00	1,210.14	1,360.88
남자	M	7,321.92	62.27	7,259.65	1,258.35	0.00	1,258.35	1,149.95
여자	F	9,753.54	74.72	9,678.82	1,160.37	0.00	1,160.36	1,578.68
50~54 세	S.T	9,533.57	87.76	9,445.82	1,421.81	0.00	1,421.81	1,672.77
남자	M	7,911.44	71.49	7,839.95	1,471.05	0.00	1,471.05	1,284.74
여자	F	11,200.44	104.47	11,095.97	1,371.21	0.00	1,371.21	2,071.51
55~59 세	S.T	10,901.50	120.63	10,780.87	1,646.75	0.00	1,646.75	1,935.63
남자	M	8,970.94	88.33	8,882.61	1,703.31	0.00	1,703.31	1,403.92
여자	F	12,843.63	153.12	12,690.52	1,589.86	-	1,589.86	2,470.53
60~64 세	S.T	13,087.08	163.29	12,923.79	1,818.99	-	1,818.99	2,333.38
남자	M	10,872.49	112.41	10,760.08	1,879.19	-	1,879.19	1,601.16
여자	F	15,227.57	212.47	15,015.10	1,760.81	-	1,760.81	3,041.10
65~69 세	S.T	16,853.11	194.24	16,658.86	2,387.52	-	2,387.52	3,988.07
남자	M	14,279.88	137.29	14,142.59	2,518.63	-	2,518.63	2,710.95
여자	F	19,250.71	247.32	19,003.39	2,265.36	-	2,265.36	5,178.03
70~74 세	S.T	20,347.75	208.64	20,139.11	2,370.47	-	2,370.47	5,066.24
남자	M	17,676.31	148.32	17,527.99	2,498.95	-	2,498.95	3,556.70
여자	F	22,714.44	262.09	22,452.35	2,256.65	-	2,256.65	6,403.57
75~79 세	S.T	22,205.06	202.69	22,002.37	2,305.15	-	2,305.15	5,432.11
남자	M	19,679.43	143.75	19,535.68	2,453.63	-	2,453.63	3,974.01
여자	F	24,216.40	249.63	23,966.76	2,186.91	-	2,186.91	6,593.30
80~84 세	S.T	22,576.89	181.05	22,395.84	2,015.79	-	2,015.79	4,781.10
남자	M	22,033.22	138.42	21,894.80	2,307.34	-	2,307.34	3,893.83
여자	F	22,930.44	208.78	22,721.66	1,826.20	-	1,826.20	5,358.07
85 세 이상	And over	17,716.00	142.36	17,573.64	1,290.49	-	1,290.49	2,904.18
남자	M	20,116.65	115.90	20,000.75	1,773.31	-	1,773.31	3,029.69
여자	F	16,684.33	153.73	16,530.60	1,082.99	-	1,082.99	2,850.25

주 : 1) 진료일 기준  
2) 연령은 연도말 기준

# 평균 수진횟수(총계) <계속>

Type of Health Care Institutions(Total) <Cont'd>

(단위 : 일/1,000명)

Unit : Days Per 1,000 Persons

의 원		보 건 기 관			조산원	약 국		
K.C		H.C			M	PH		
입 원	외 래	계	입 원	외 래	계(입원)	계(외래)	처 방	직 접
I.P	O.P	T	I.P	O.P	T(I.P)	T(O.P)	D.P	P.P
4.69	1,679.44	103.08	0.14	102.94	0.01	9,724.47	9,700.45	24.02
3.20	1,249.14	82.42	0.13	82.29	-	8,716.45	8,687.85	28.60
6.19	2,110.81	123.79	0.15	123.64	0.03	10,735.04	10,715.62	19.42
0.24	32.46	3.49	-	3.49	-	6,069.09	6,069.08	0.02
0.28	35.43	3.79	-	3.79	-	6,389.73	6,389.72	0.02
0.20	29.36	3.19	-	3.19	-	5,733.65	5,733.64	0.02
0.47	212.03	11.58	-	11.58	-	25,107.41	25,107.15	0.26
0.65	232.47	12.08	-	12.08	-	25,765.82	25,765.62	0.19
0.29	190.53	11.05	-	11.05	-	24,414.90	24,414.57	0.33
0.27	243.24	8.38	-	8.38	-	11,516.62	11,516.08	0.55
0.29	278.70	8.85	-	8.85	-	11,915.55	11,914.97	0.59
0.24	205.96	7.89	-	7.89	-	11,097.27	11,096.77	0.51
0.41	321.26	6.98	0.00	6.98	-	6,523.16	6,521.11	2.05
0.42	354.98	7.49	0.00	7.49	-	6,957.10	6,954.83	2.27
0.40	285.57	6.44	-	6.44	-	6,063.99	6,062.18	1.81
0.97	473.82	6.77	-	6.77	-	6,019.51	6,015.42	4.09
1.01	485.09	7.13	-	7.13	-	5,996.84	5,992.49	4.35
0.92	461.79	6.39	-	6.39	-	6,043.70	6,039.89	3.82
2.03	437.50	6.33	0.00	6.33	0.00	4,534.33	4,529.37	4.96
2.59	388.86	7.52	0.01	7.52	-	3,751.06	3,746.06	5.00
1.42	490.04	5.05	0.00	5.05	0.00	5,380.20	5,375.28	4.93
1.78	617.83	8.13	0.00	8.13	0.01	4,991.17	4,984.45	6.72
1.79	537.32	8.43	0.00	8.43	-	4,065.64	4,058.46	7.18
1.76	708.71	7.80	-	7.80	0.03	6,035.98	6,029.78	6.20
2.31	798.90	9.35	0.02	9.33	0.06	5,561.35	5,552.69	8.66
2.26	711.01	9.16	0.03	9.13	-	4,530.14	4,520.50	9.64
2.37	897.72	9.56	0.00	9.55	0.13	6,720.92	6,713.36	7.56
3.51	906.86	10.23	0.01	10.22	0.09	6,221.83	6,208.67	13.15
3.68	834.05	9.94	0.01	9.93	-	5,179.12	5,164.11	15.01
3.33	985.05	10.54	0.00	10.54	0.19	7,341.45	7,330.29	11.16
3.66	1,063.06	13.23	0.02	13.21	0.03	6,673.61	6,655.48	18.12
3.45	958.79	13.22	0.03	13.18	-	5,818.09	5,797.12	20.97
3.88	1,172.99	13.24	-	13.24	0.06	7,575.64	7,560.52	15.12
4.27	1,356.61	20.45	0.02	20.43	0.00	7,336.71	7,310.23	26.48
3.62	1,146.33	21.41	0.01	21.40	-	6,525.74	6,494.32	31.42
4.95	1,573.73	19.45	0.02	19.43	0.00	8,174.10	8,152.71	21.39
5.20	1,667.57	35.69	0.01	35.67	-	8,484.35	8,448.53	35.82
3.46	1,281.28	34.41	0.02	34.39	-	7,368.48	7,326.19	42.29
6.99	2,064.52	37.00	0.01	36.99	-	9,630.99	9,601.83	29.16
8.02	1,927.61	67.55	0.06	67.49	-	10,063.51	10,016.52	46.99
4.82	1,399.10	60.21	0.09	60.12	-	8,750.21	8,693.21	57.00
11.25	2,459.29	74.94	0.02	74.92	-	11,384.70	11,347.77	36.92
10.90	2,322.48	118.38	0.04	118.33	-	12,224.73	12,169.40	55.33
5.52	1,595.64	106.73	0.06	106.68	-	10,880.18	10,810.52	69.66
16.09	3,025.01	129.63	0.03	129.60	-	13,524.30	13,482.81	41.48
11.28	3,976.79	228.63	0.12	228.50	-	15,361.78	15,310.97	50.81
5.72	2,705.23	209.45	0.18	209.27	-	14,093.85	14,028.28	65.56
16.46	5,161.56	246.49	0.07	246.42	-	16,543.17	16,506.10	37.07
8.93	5,057.31	395.41	0.39	395.02	-	18,197.83	18,158.37	39.46
5.36	3,551.34	347.30	0.57	346.73	-	17,037.97	16,986.34	51.64
12.10	6,391.48	438.03	0.23	437.80	-	19,225.36	19,196.70	28.66
5.60	5,426.51	568.74	0.61	568.13	-	19,811.90	19,780.90	31.00
2.95	3,971.06	482.80	0.59	482.21	-	18,800.73	18,762.12	38.60
7.71	6,585.58	637.17	0.62	636.56	-	20,617.17	20,592.22	24.95
4.37	4,776.73	814.37	1.39	812.98	-	20,554.50	20,527.07	27.43
2.99	3,890.84	729.72	1.36	728.36	-	21,030.03	20,996.73	33.30
5.26	5,352.81	869.42	1.41	868.01	-	20,245.27	20,221.65	23.61
3.44	2,900.74	796.83	3.14	793.69	-	17,575.96	17,554.28	21.68
3.03	3,026.65	814.13	3.72	810.41	-	20,065.68	20,042.82	22.86
3.61	2,846.63	789.39	2.89	786.51	-	16,506.01	16,484.84	21.17

Note : 1) Based on the Treatment Month  
2) As of the end of the Year

제Ⅲ-9-1표  
Table III-9-1

연령별 성별 요양기관종별  
Average Visit Days by Age, Gender and

구 분 Division		총 계 Total			의 료 기 관 소 계 Sub-Total			총 합 G.H	
		계 T	입 원 I.P	외 래 O.P	계 T	입 원 I.P	외 래 O.P	계 T	입 원 I.P
<b>계</b>	<b>Total</b>	<b>20,922.48</b>	<b>2,331.15</b>	<b>18,591.34</b>	<b>20,901.03</b>	<b>2,331.15</b>	<b>18,569.88</b>	<b>3,230.47</b>	<b>787.26</b>
<b>남자</b>	<b>M</b>	<b>18,082.68</b>	<b>1,863.99</b>	<b>16,218.69</b>	<b>18,057.34</b>	<b>1,863.99</b>	<b>16,193.35</b>	<b>3,036.53</b>	<b>770.05</b>
<b>여자</b>	<b>F</b>	<b>23,790.65</b>	<b>2,802.97</b>	<b>20,987.68</b>	<b>23,773.12</b>	<b>2,802.97</b>	<b>20,970.15</b>	<b>3,426.35</b>	<b>804.64</b>
0 세	Age	17,512.39	7,607.59	9,904.80	17,512.38	7,607.59	9,904.79	5,011.11	3,284.42
남자	M	18,312.79	7,888.91	10,423.89	18,312.77	7,888.91	10,423.87	5,366.85	3,512.06
여자	F	16,675.63	7,313.49	9,362.14	16,675.62	7,313.49	9,362.13	4,639.21	3,046.44
1 ~ 4 세	S.T	33,423.58	1,757.13	31,666.45	33,423.34	1,757.13	31,666.21	2,697.41	663.50
남자	M	34,653.81	1,845.34	32,808.47	34,653.65	1,845.34	32,808.31	2,902.92	713.19
여자	F	32,129.66	1,664.35	30,465.30	32,129.33	1,664.35	30,464.98	2,481.27	611.24
5 ~ 9 세	S.T	19,164.91	454.45	18,710.46	19,164.41	454.45	18,709.96	1,651.17	204.90
남자	M	19,565.09	485.52	19,079.57	19,564.57	485.52	19,079.05	1,617.42	224.98
여자	F	18,743.77	421.76	18,322.02	18,743.30	421.76	18,321.54	1,686.68	183.77
10~14 세	S.T	12,920.19	359.78	12,560.42	12,918.23	359.78	12,558.45	1,499.34	206.86
남자	M	13,373.28	398.09	12,975.19	13,371.08	398.09	12,972.99	1,489.33	229.49
여자	F	12,440.12	319.18	12,120.94	12,438.40	319.18	12,119.22	1,509.94	182.88
15~19 세	S.T	12,026.91	486.40	11,540.52	12,023.16	486.40	11,536.76	1,291.69	284.22
남자	M	12,122.35	541.46	11,580.90	12,118.30	541.46	11,576.84	1,384.55	306.97
여자	F	11,924.69	427.42	11,497.27	11,921.25	427.42	11,493.83	1,192.22	259.86
20~24 세	S.T	10,101.74	533.98	9,567.76	10,096.87	533.98	9,562.90	1,370.54	294.26
남자	M	8,674.12	630.05	8,044.07	8,669.28	630.05	8,039.22	1,319.32	327.08
여자	F	11,637.81	430.60	11,207.21	11,632.93	430.60	11,202.33	1,425.66	258.94
25~29 세	S.T	11,209.18	518.17	10,691.01	11,202.56	518.17	10,684.38	1,455.40	247.93
남자	M	9,121.32	485.90	8,635.42	9,114.17	485.90	8,628.28	1,211.99	224.81
여자	F	13,575.28	554.75	13,020.53	13,569.25	554.75	13,014.50	1,731.25	274.13
30~34 세	S.T	13,157.82	713.82	12,444.00	13,149.47	713.82	12,435.65	1,692.44	305.92
남자	M	10,265.13	493.49	9,771.64	10,255.74	493.49	9,762.25	1,294.76	231.01
여자	F	16,448.53	964.46	15,484.07	16,441.37	964.46	15,476.90	2,144.85	391.13
35~39 세	S.T	13,892.12	714.41	13,177.71	13,879.48	714.41	13,165.07	1,865.87	333.88
남자	M	11,394.33	535.88	10,858.45	11,379.65	535.88	10,843.77	1,468.98	259.23
여자	F	16,627.61	909.92	15,717.69	16,617.19	909.92	15,707.27	2,300.54	415.64
40~44 세	S.T	14,358.20	709.27	13,648.93	14,341.17	709.27	13,631.90	2,038.29	350.82
남자	M	12,496.19	635.77	11,860.41	12,476.40	635.77	11,840.62	1,699.25	311.25
여자	F	16,359.02	788.25	15,570.77	16,344.95	788.25	15,556.70	2,402.61	393.34
45~49 세	S.T	15,680.05	856.59	14,823.46	15,655.51	856.59	14,798.92	2,347.92	411.09
남자	M	13,743.26	757.82	12,985.45	13,714.03	757.82	12,956.21	1,963.59	373.19
여자	F	17,690.04	959.09	16,730.95	17,670.36	959.09	16,711.27	2,746.79	450.42
50~54 세	S.T	18,076.39	1,135.56	16,940.83	18,043.54	1,135.56	16,907.98	2,792.23	513.28
남자	M	15,352.82	988.44	14,364.38	15,314.37	988.44	14,325.93	2,402.73	485.88
여자	F	20,867.70	1,286.34	19,581.36	20,840.59	1,286.34	19,554.25	3,191.42	541.35
55~59 세	S.T	21,120.59	1,601.51	19,519.08	21,077.00	1,601.51	19,475.50	3,454.18	690.41
남자	M	18,023.52	1,487.33	16,536.19	17,971.48	1,487.33	16,484.16	3,188.74	701.49
여자	F	24,240.23	1,716.52	22,523.71	24,205.16	1,716.52	22,488.64	3,721.56	679.26
60~64 세	S.T	26,631.38	2,441.47	24,189.91	26,578.35	2,441.47	24,136.88	4,792.92	1,026.75
남자	M	23,107.77	2,428.53	20,679.24	23,041.99	2,428.53	20,613.47	4,697.91	1,096.84
여자	F	30,006.97	2,453.87	27,553.10	29,966.15	2,453.87	27,512.27	4,883.93	959.61
65~69 세	S.T	36,080.90	3,665.95	32,414.94	36,030.41	3,665.95	32,364.46	6,339.17	1,515.61
남자	M	31,980.88	3,840.99	28,139.89	31,915.31	3,840.99	28,074.32	6,601.69	1,696.13
여자	F	39,771.56	3,508.39	36,263.17	39,734.66	3,508.39	36,226.27	6,102.87	1,353.12
70~74 세	S.T	44,757.52	5,785.07	38,972.45	44,717.26	5,785.07	38,932.19	8,423.34	2,299.34
남자	M	41,243.13	6,137.73	35,105.40	41,189.01	6,137.73	35,051.28	9,454.06	2,666.12
여자	F	47,751.49	5,484.63	42,266.86	47,723.03	5,484.63	42,238.40	7,545.25	1,986.87
75~79 세	S.T	51,340.39	9,193.34	42,147.05	51,309.24	9,193.34	42,115.90	10,311.74	3,200.26
남자	M	49,175.47	9,179.15	39,996.32	49,135.54	9,179.15	39,956.39	12,666.59	3,829.31
여자	F	52,989.65	9,204.15	43,785.50	52,965.20	9,204.15	43,761.05	8,517.79	2,721.03
80~84 세	S.T	57,093.00	16,278.59	40,814.41	57,065.61	16,278.59	40,787.02	10,529.67	4,052.39
남자	M	55,570.33	14,334.51	41,235.82	55,535.83	14,334.51	41,201.32	12,497.69	4,714.66
여자	F	58,064.94	17,519.52	40,545.42	58,042.09	17,519.52	40,522.57	9,273.45	3,629.65
85 세 이상	And over	68,663.62	35,816.00	32,847.61	68,641.61	35,816.00	32,825.60	11,266.07	5,367.78
남자	M	66,174.69	27,246.24	38,928.46	66,148.95	27,246.24	38,902.72	14,832.63	6,777.75
여자	F	69,762.20	39,598.62	30,163.58	69,741.84	39,598.62	30,143.22	9,691.83	4,745.43

주 : 1) 진료일 기준 2) 연령은 연도말 기준  
3) (종합병원) 상급종합병원 포함, (병원) 요양병원, 정신병원 포함

# 평균 수진횟수(직장)

Type of Health Care Institutions(I.W.)

(단위 : 일/1,000명)

Unit : Days Per 1,000 Persons

병 원	병 원 H			치 과 병 원 D.H			한 방 병 원 K.H		
외 래 O.P	계 T	입 원 I.P	외 래 O.P	계 T	입 원 I.P	외 래 O.P	계 T	입 원 I.P	외 래 O.P
2,443.22	2,872.69	1,385.41	1,487.28	89.26	0.48	88.78	130.22	53.60	76.62
2,266.49	2,257.35	981.13	1,276.21	87.77	0.53	87.24	100.22	32.63	67.59
2,621.71	3,494.18	1,793.72	1,700.47	90.77	0.43	90.34	160.52	74.77	85.74
1,726.69	4,932.66	2,802.24	2,130.42	1.44	-	1.44	0.99	-	0.99
1,854.79	5,066.72	2,844.82	2,221.90	1.23	-	1.23	1.38	-	1.38
1,592.77	4,792.51	2,757.73	2,034.78	1.67	-	1.67	0.59	-	0.59
2,033.91	6,400.69	910.97	5,489.72	33.83	0.08	33.76	18.93	0.26	18.67
2,189.72	6,638.70	937.29	5,701.41	34.92	0.08	34.84	24.24	0.32	23.93
1,870.03	6,150.35	883.28	5,267.06	32.69	0.07	32.62	13.34	0.20	13.15
1,446.27	2,189.67	203.88	1,985.79	125.96	1.08	124.88	16.79	1.27	15.52
1,392.44	2,216.10	211.35	2,004.75	131.38	1.44	129.93	19.33	1.38	17.95
1,502.91	2,161.84	196.01	1,965.83	120.25	0.70	119.55	14.11	1.16	12.95
1,292.48	1,054.65	120.71	933.94	79.38	0.65	78.73	24.76	5.14	19.62
1,259.83	1,086.05	131.70	954.35	76.67	0.75	75.91	26.49	5.56	20.93
1,327.06	1,021.38	109.07	912.31	82.24	0.53	81.71	22.92	4.70	18.23
1,007.47	862.19	155.77	706.42	71.38	0.54	70.85	41.78	10.80	30.98
1,077.59	927.31	180.40	746.91	61.92	0.58	61.34	43.99	11.26	32.73
932.37	792.44	129.39	663.06	81.53	0.48	81.04	39.41	10.31	29.10
1,076.29	827.59	182.83	644.76	100.52	0.62	99.90	50.09	16.09	34.01
992.24	817.09	236.40	580.69	81.86	0.64	81.22	51.32	19.23	32.08
1,166.72	838.88	125.19	713.69	120.60	0.60	120.00	48.78	12.70	36.08
1,207.47	1,008.18	199.41	808.77	88.18	0.40	87.78	63.81	15.47	48.34
987.18	818.13	205.35	612.78	76.43	0.44	75.99	57.62	14.58	43.04
1,457.12	1,223.55	192.67	1,030.88	101.49	0.36	101.13	70.81	16.47	54.34
1,386.53	1,540.69	283.61	1,257.08	77.36	0.31	77.05	81.18	19.55	61.63
1,063.75	919.36	197.05	722.31	71.58	0.34	71.25	73.82	16.93	56.89
1,753.71	2,247.52	382.08	1,865.44	83.93	0.28	83.64	89.54	22.52	67.02
1,531.99	1,489.08	265.32	1,223.76	67.50	0.34	67.16	100.26	28.88	71.38
1,209.75	1,034.39	199.92	834.47	65.61	0.40	65.20	93.28	24.26	69.01
1,884.90	1,987.05	336.95	1,650.10	69.57	0.27	69.30	107.91	33.93	73.98
1,687.47	1,336.95	257.16	1,079.79	64.48	0.35	64.13	121.26	40.12	81.14
1,387.99	1,136.76	240.19	896.57	65.02	0.41	64.61	109.08	31.47	77.61
2,009.27	1,552.06	275.40	1,276.66	63.90	0.29	63.61	134.35	49.42	84.93
1,936.84	1,404.30	333.00	1,071.29	73.65	0.38	73.27	146.20	50.11	96.09
1,590.40	1,216.33	294.78	921.55	76.84	0.51	76.33	119.62	33.48	86.14
2,296.37	1,599.37	372.68	1,226.69	70.34	0.25	70.09	173.78	67.36	106.41
2,278.95	1,708.81	479.02	1,229.78	89.44	0.33	89.11	172.55	64.19	108.37
1,916.85	1,406.81	402.57	1,004.25	92.69	0.39	92.30	125.77	36.54	89.23
2,650.06	2,018.32	557.38	1,460.93	86.11	0.27	85.84	220.51	92.52	127.98
2,763.77	2,107.77	709.55	1,398.22	103.14	0.31	102.83	208.62	90.70	117.91
2,487.25	1,804.42	657.80	1,146.62	108.56	0.31	108.25	147.02	48.51	98.51
3,042.30	2,413.34	761.69	1,651.65	97.68	0.31	97.38	270.66	133.20	137.46
3,766.16	3,100.14	1,129.53	1,970.61	109.63	0.43	109.20	255.93	129.49	126.44
3,601.07	2,824.25	1,156.89	1,667.37	115.32	0.54	114.78	176.58	70.37	106.20
3,924.32	3,364.44	1,103.33	2,261.11	104.18	0.33	103.85	331.95	186.13	145.82
4,823.56	4,075.41	1,804.55	2,270.86	138.24	0.55	137.69	274.17	145.96	128.21
4,905.57	3,906.35	1,925.94	1,980.41	145.51	0.67	144.85	190.05	81.53	108.52
4,749.75	4,227.59	1,695.27	2,532.32	131.69	0.45	131.24	349.89	203.96	145.93
6,124.01	5,595.28	3,136.09	2,459.19	130.01	0.91	129.10	243.66	125.22	118.44
6,787.95	5,530.72	3,241.98	2,288.74	132.69	0.74	131.96	173.19	70.42	102.77
5,558.38	5,650.28	3,045.88	2,604.40	127.73	1.06	126.67	303.70	171.91	131.80
7,111.49	8,138.77	5,669.92	2,468.85	112.34	0.78	111.55	215.40	105.06	110.34
8,837.28	7,637.98	5,135.88	2,502.10	113.54	0.83	112.70	151.90	57.05	94.86
5,796.76	8,520.28	6,076.76	2,443.53	111.42	0.75	110.67	263.77	141.64	122.13
6,477.28	14,314.23	11,924.13	2,390.09	89.32	0.99	88.33	195.96	107.24	88.73
7,783.03	11,765.95	9,406.79	2,359.16	94.25	0.77	93.48	147.02	65.46	81.55
5,643.80	15,940.84	13,531.00	2,409.84	86.18	1.13	85.05	227.21	133.90	93.30
5,898.29	32,753.13	30,181.70	2,571.43	59.55	0.76	58.79	172.41	109.30	63.11
8,054.88	22,882.25	20,252.79	2,629.46	73.08	0.58	72.49	154.71	81.52	73.19
4,946.39	37,110.05	34,564.22	2,545.82	53.57	0.84	52.74	180.22	121.56	58.66

Note : 1) Based on the Treatment Month 2) As of the end of the Year

3) (General hospitals) including tertiary general hospitals, (hospitals) including healthcare hospitals and psychiatric hospitals

제Ⅲ-9-1표  
Table III-9-1

연령별 성별 요양기관종별  
Average Visit Days by Age, Gender and

구 분 Division		의 원 C			치 과 의 원 D.C			한
		계 T	입 원 I.P	외 래 O.P	계 T	입 원 I.P	외 래 O.P	계 T
<b>계</b>	<b>Total</b>	<b>11,323.37</b>	<b>100.71</b>	<b>11,222.66</b>	<b>1,487.40</b>	<b>0.00</b>	<b>1,487.40</b>	<b>1,668.49</b>
<b>남자</b>	<b>M</b>	<b>9,794.58</b>	<b>77.19</b>	<b>9,717.39</b>	<b>1,465.51</b>	<b>0.00</b>	<b>1,465.51</b>	<b>1,236.87</b>
<b>여자</b>	<b>F</b>	<b>12,867.43</b>	<b>124.45</b>	<b>12,742.97</b>	<b>1,509.51</b>	<b>0.01</b>	<b>1,509.50</b>	<b>2,104.42</b>
0 세	Age	7,519.01	1,520.90	5,998.11	10.59	-	10.59	33.12
남자	M	7,824.62	1,531.98	6,292.64	12.00	-	12.00	36.32
여자	F	7,199.52	1,509.32	5,690.19	9.11	-	9.11	29.78
1 ~ 4 세	S.T	23,415.55	181.80	23,233.76	619.57	-	619.57	226.19
남자	M	24,173.24	193.68	23,979.57	619.54	-	619.54	248.57
여자	F	22,618.63	169.30	22,449.33	619.60	-	619.60	202.65
5 ~ 9 세	S.T	12,423.62	43.07	12,380.54	2,487.40	0.00	2,487.40	261.67
남자	M	12,875.30	46.07	12,829.24	2,396.69	-	2,396.69	299.66
여자	F	11,948.27	39.92	11,908.34	2,582.86	0.00	2,582.86	221.69
10~14 세	S.T	8,429.56	26.06	8,403.50	1,484.90	-	1,484.90	339.37
남자	M	8,884.31	30.25	8,854.06	1,427.94	-	1,427.94	373.55
여자	F	7,947.72	21.63	7,926.09	1,545.25	-	1,545.25	303.16
15~19 세	S.T	8,363.28	34.16	8,329.12	893.28	0.00	893.28	493.61
남자	M	8,419.21	41.37	8,377.84	772.27	0.01	772.26	502.83
여자	F	8,303.37	26.44	8,276.93	1,022.90	0.00	1,022.90	483.74
20~24 세	S.T	6,204.43	38.49	6,165.93	1,069.85	0.03	1,069.82	467.62
남자	M	5,104.47	44.57	5,059.90	875.86	0.01	875.85	411.98
여자	F	7,387.95	31.96	7,356.00	1,278.58	0.04	1,278.53	527.47
25~29 세	S.T	6,853.02	53.74	6,799.28	1,083.53	0.02	1,083.51	641.96
남자	M	5,448.41	39.57	5,408.84	938.28	0.01	938.27	554.65
여자	F	8,444.81	69.79	8,375.02	1,248.14	0.03	1,248.11	740.92
30~34 세	S.T	7,828.00	102.81	7,725.19	1,089.52	0.01	1,089.52	830.61
남자	M	6,139.75	46.61	6,093.14	1,010.83	0.01	1,010.82	736.37
여자	F	9,748.55	166.74	9,581.81	1,179.05	0.01	1,179.04	937.82
35~39 세	S.T	8,323.88	83.47	8,240.41	1,078.57	0.00	1,078.57	944.26
남자	M	6,799.21	49.61	6,749.60	1,043.73	0.00	1,043.73	865.12
여자	F	9,993.64	120.54	9,873.09	1,116.72	0.00	1,116.72	1,030.94
40~44 세	S.T	8,529.03	58.12	8,470.91	1,125.07	0.00	1,125.07	1,113.59
남자	M	7,317.69	49.80	7,267.89	1,132.44	0.00	1,132.43	1,004.34
여자	F	9,830.66	67.05	9,763.61	1,117.16	0.00	1,117.16	1,230.97
45~49 세	S.T	8,974.19	58.94	8,915.25	1,261.85	0.00	1,261.85	1,428.64
남자	M	7,805.21	53.25	7,751.96	1,313.54	0.00	1,313.54	1,200.83
여자	F	10,187.35	64.84	10,122.52	1,208.20	0.00	1,208.20	1,665.05
50~54 세	S.T	9,996.65	74.97	9,921.68	1,483.19	0.00	1,483.19	1,766.78
남자	M	8,364.16	60.68	8,303.48	1,542.50	0.00	1,542.50	1,349.11
여자	F	11,669.74	89.61	11,580.13	1,422.40	0.00	1,422.40	2,194.84
55~59 세	S.T	11,372.85	104.18	11,268.67	1,724.12	0.00	1,724.12	2,039.62
남자	M	9,402.57	75.81	9,326.76	1,792.03	0.00	1,792.03	1,472.21
여자	F	13,357.49	132.76	13,224.72	1,655.70	-	1,655.70	2,611.17
60~64 세	S.T	13,798.25	146.35	13,651.90	1,925.52	-	1,925.52	2,474.53
남자	M	11,436.92	99.29	11,337.63	1,997.47	-	1,997.47	1,689.51
여자	F	16,060.39	191.43	15,868.95	1,856.60	-	1,856.60	3,226.56
65~69 세	S.T	18,073.06	188.93	17,884.13	2,541.72	-	2,541.72	4,336.57
남자	M	15,243.06	131.78	15,111.28	2,688.92	-	2,688.92	2,914.43
여자	F	20,620.50	240.38	20,380.13	2,409.22	-	2,409.22	5,616.71
70~74 세	S.T	21,870.09	214.85	21,655.24	2,517.34	-	2,517.34	5,492.15
남자	M	19,012.05	153.21	18,858.84	2,659.58	-	2,659.58	3,837.08
여자	F	24,304.90	267.36	24,037.55	2,396.16	-	2,396.16	6,902.14
75~79 세	S.T	23,645.92	210.72	23,435.20	2,430.29	-	2,430.29	5,818.57
남자	M	21,166.24	152.58	21,013.66	2,594.71	-	2,594.71	4,249.06
여자	F	25,534.97	255.01	25,279.96	2,305.03	-	2,305.03	7,014.25
80~84 세	S.T	23,841.02	187.65	23,653.38	2,125.94	-	2,125.94	5,080.15
남자	M	23,644.53	142.39	23,502.14	2,435.66	-	2,435.66	4,114.97
여자	F	23,966.45	216.54	23,749.91	1,928.25	-	1,928.25	5,696.25
85 세 이상	And over	18,945.61	150.19	18,795.42	1,415.24	-	1,415.24	3,183.19
남자	M	22,025.58	127.32	21,898.26	1,926.50	-	1,926.50	3,305.65
여자	F	17,586.14	160.29	17,425.86	1,189.58	-	1,189.58	3,129.14

주 : 1) 진료일 기준  
2) 연령은 연도말 기준



# 평균 수진횟수(직장) <계속>

Type of Health Care Institutions(I.W.) <Cont'd>

(단위 : 일/1,000명)

Unit : Days Per 1,000 Persons

의 원		보 건 기 관			조산원	약 국		
K.C		H.C			M	PH		
입 원	외 래	계	입 원	외 래	계(입원)	계(외래)	처 방	직 접
I.P	O.P	T	I.P	O.P	T(I.P)	T(O.P)	D.P	P.P
3.57	1,664.92	99.11	0.11	99.00	0.01	9,935.29	9,913.83	21.46
2.33	1,234.54	78.50	0.11	78.39	-	8,920.75	8,895.42	25.34
4.82	2,099.60	119.92	0.11	119.81	0.03	10,959.96	10,942.42	17.54
0.03	33.09	3.45	-	3.45	-	6,139.79	6,139.77	0.02
0.05	36.27	3.66	-	3.66	-	6,463.56	6,463.54	0.02
-	29.78	3.23	-	3.23	-	5,801.31	5,801.30	0.01
0.53	225.66	11.17	-	11.17	-	26,117.27	26,117.03	0.24
0.78	247.79	11.52	-	11.52	-	26,805.48	26,805.33	0.16
0.26	202.39	10.80	-	10.80	-	25,393.42	25,393.09	0.33
0.25	261.42	8.15	-	8.15	-	11,970.14	11,969.64	0.50
0.30	299.36	8.68	-	8.68	-	12,385.31	12,384.78	0.52
0.20	221.49	7.60	-	7.60	-	11,533.23	11,532.76	0.48
0.36	339.02	6.28	-	6.28	-	6,725.25	6,723.29	1.96
0.34	373.21	6.74	-	6.74	-	7,175.73	7,173.53	2.20
0.38	302.78	5.78	-	5.78	-	6,247.94	6,246.22	1.71
0.91	492.70	5.94	-	5.94	-	6,173.48	6,169.72	3.76
0.88	501.95	6.23	-	6.23	-	6,166.76	6,162.70	4.05
0.94	482.80	5.64	-	5.64	-	6,180.68	6,177.24	3.44
1.66	465.96	6.23	0.01	6.23	-	4,771.88	4,767.02	4.86
2.12	409.87	7.38	0.01	7.37	-	3,928.31	3,923.47	4.85
1.17	526.31	5.00	0.00	5.00	-	5,679.54	5,674.66	4.88
1.20	640.77	8.47	0.00	8.47	0.01	5,195.42	5,188.79	6.62
1.13	553.52	8.66	0.00	8.65	-	4,221.91	4,214.77	7.15
1.27	739.64	8.26	-	8.26	0.03	6,298.65	6,292.62	6.03
1.54	829.07	9.59	0.00	9.58	0.07	5,827.81	5,819.46	8.35
1.55	734.83	9.26	0.01	9.25	-	4,752.89	4,743.50	9.39
1.54	936.28	9.96	0.00	9.96	0.14	7,050.63	7,043.46	7.17
2.41	941.85	9.95	0.01	9.94	0.09	6,555.58	6,542.93	12.65
2.44	862.68	9.34	0.01	9.33	-	5,484.15	5,469.47	14.68
2.38	1,028.56	10.62	0.00	10.62	0.20	7,728.96	7,718.54	10.42
2.66	1,110.93	12.48	0.01	12.47	0.03	7,008.10	6,991.07	17.03
2.63	1,001.71	11.82	0.02	11.80	-	6,156.98	6,137.19	19.79
2.69	1,228.28	13.18	-	13.18	0.06	7,922.66	7,908.60	14.06
3.06	1,425.58	18.76	0.01	18.75	0.00	7,672.93	7,648.39	24.54
2.59	1,198.24	18.07	0.02	18.05	-	6,877.63	6,848.40	29.23
3.54	1,661.51	19.48	0.00	19.48	0.00	8,498.29	8,478.61	19.67
3.76	1,763.02	33.89	0.01	33.88	-	8,843.34	8,810.49	32.85
2.36	1,346.75	30.60	0.02	30.59	-	7,715.25	7,676.80	38.45
5.19	2,189.65	37.26	0.01	37.25	-	9,999.49	9,972.38	27.11
6.31	2,033.32	66.70	0.04	66.67	-	10,454.22	10,410.63	43.58
3.37	1,468.85	55.92	0.05	55.88	-	9,104.71	9,052.67	52.04
9.27	2,601.90	77.56	0.03	77.54	-	11,813.56	11,778.50	35.07
8.86	2,465.67	121.43	0.05	121.38	-	12,851.51	12,798.49	53.03
4.53	1,684.98	104.04	0.07	103.97	-	11,395.20	11,329.43	65.77
13.00	3,213.56	138.09	0.03	138.06	-	14,246.65	14,205.83	40.82
10.23	4,326.34	252.07	0.12	251.95	-	16,405.75	16,355.27	50.48
4.76	2,909.67	225.29	0.18	225.10	-	14,992.57	14,927.00	65.57
15.15	5,601.56	276.18	0.07	276.11	-	17,677.84	17,640.94	36.90
8.32	5,483.83	445.37	0.34	445.03	-	19,477.05	19,436.79	40.26
4.77	3,832.30	389.63	0.49	389.14	-	18,247.95	18,193.83	54.12
11.34	6,890.80	492.86	0.22	492.64	-	20,524.14	20,495.68	28.46
6.05	5,812.52	636.21	0.55	635.66	-	21,032.74	21,001.60	31.15
2.81	4,246.24	555.52	0.68	554.84	-	20,146.84	20,106.91	39.93
8.52	7,005.73	697.68	0.44	697.23	-	21,707.63	21,683.18	24.46
4.80	5,075.36	889.31	1.39	887.92	-	21,642.40	21,615.01	27.39
2.79	4,112.18	835.77	1.66	834.12	-	22,506.07	22,471.57	34.50
6.08	5,690.17	923.48	1.22	922.26	-	21,091.10	21,068.25	22.85
3.59	3,179.60	846.40	2.68	843.72	-	18,640.87	18,618.86	22.01
2.87	3,302.78	948.56	3.40	945.16	-	21,876.37	21,850.63	25.74
3.90	3,125.23	801.31	2.37	798.94	-	17,212.75	17,192.39	20.36

Note : 1) Based on the Treatment Month  
2) As of the end of the Year

제Ⅲ-9-2표  
Table III-9-2

연령별 성별 요양기관종별  
Average Visit Days by Age, Gender and

구 분 Division		총 계 Total			의 료 기 관 소 계 Sub-Total			총 합 G.H	
		계 T	입 원 I.P	외 래 O.P	계 T	입 원 I.P	외 래 O.P	계 T	입 원 I.P
<b>계</b>	<b>Total</b>	<b>20,894.42</b>	<b>3,562.26</b>	<b>17,332.17</b>	<b>20,864.05</b>	<b>3,562.26</b>	<b>17,301.80</b>	<b>3,573.56</b>	<b>1,059.96</b>
<b>남자</b>	<b>M</b>	<b>18,008.09</b>	<b>2,982.42</b>	<b>15,025.67</b>	<b>17,971.29</b>	<b>2,982.42</b>	<b>14,988.87</b>	<b>3,472.90</b>	<b>1,085.75</b>
<b>여자</b>	<b>F</b>	<b>23,735.34</b>	<b>4,132.97</b>	<b>19,602.37</b>	<b>23,711.30</b>	<b>4,132.97</b>	<b>19,578.33</b>	<b>3,672.64</b>	<b>1,034.59</b>
0 세	Age	16,886.94	7,846.66	9,040.28	16,886.92	7,846.66	9,040.26	5,009.18	3,480.38
남자	M	17,631.33	8,116.56	9,514.77	17,631.33	8,116.56	9,514.77	5,373.05	3,736.85
여자	F	16,105.87	7,563.47	8,542.40	16,105.83	7,563.47	8,542.36	4,627.37	3,211.26
1 ~ 4 세	S.T	26,696.44	1,810.37	24,886.07	26,696.10	1,810.37	24,885.72	2,478.23	702.03
남자	M	27,607.66	1,865.34	25,742.32	27,607.30	1,865.34	25,741.96	2,630.95	729.12
여자	F	25,737.93	1,752.55	23,985.38	25,737.59	1,752.55	23,985.05	2,317.59	673.54
5 ~ 9 세	S.T	15,101.90	493.61	14,608.29	15,101.16	493.61	14,607.55	1,365.83	223.25
남자	M	15,433.71	519.96	14,913.76	15,432.86	519.96	14,912.91	1,368.04	243.17
여자	F	14,754.82	466.05	14,288.77	14,754.18	466.05	14,288.13	1,363.51	202.41
10~14 세	S.T	10,564.44	416.81	10,147.62	10,562.04	416.81	10,145.23	1,222.90	222.53
남자	M	10,966.37	459.14	10,507.23	10,963.79	459.14	10,504.66	1,248.80	253.23
여자	F	10,141.52	372.28	9,769.24	10,139.32	372.28	9,767.04	1,195.65	190.23
15~19 세	S.T	10,788.43	605.84	10,182.59	10,783.05	605.84	10,177.21	1,230.74	328.51
남자	M	10,833.13	669.72	10,163.41	10,827.65	669.72	10,157.93	1,308.16	348.70
여자	F	10,741.42	538.65	10,202.77	10,736.15	538.65	10,197.50	1,149.32	307.27
20~24 세	S.T	8,209.99	631.32	7,578.67	8,204.69	631.32	7,573.37	1,181.36	306.72
남자	M	7,281.69	704.85	6,576.83	7,276.19	704.85	6,571.33	1,188.04	330.03
여자	F	9,224.64	550.95	8,673.69	9,219.56	550.95	8,668.61	1,174.06	281.24
25~29 세	S.T	9,480.47	750.20	8,730.27	9,473.42	750.20	8,723.21	1,218.27	302.57
남자	M	7,884.60	704.81	7,179.78	7,877.30	704.81	7,172.48	1,113.46	284.09
여자	F	11,256.83	800.72	10,456.11	11,250.04	800.72	10,449.32	1,334.94	323.13
30~34 세	S.T	10,827.82	955.15	9,872.68	10,818.21	955.15	9,863.06	1,417.15	350.43
남자	M	8,717.73	865.84	7,851.89	8,707.30	865.84	7,841.46	1,195.30	309.13
여자	F	13,117.44	1,052.05	12,065.39	13,108.71	1,052.05	12,056.66	1,657.87	395.23
35~39 세	S.T	11,626.59	1,149.63	10,476.96	11,611.98	1,149.63	10,462.34	1,642.98	419.41
남자	M	9,618.44	1,122.81	8,495.62	9,602.43	1,122.81	8,479.62	1,411.44	396.41
여자	F	13,664.22	1,176.85	12,487.37	13,651.02	1,176.85	12,474.17	1,877.92	442.75
40~44 세	S.T	12,476.74	1,296.80	11,179.94	12,455.72	1,296.80	11,158.92	1,922.21	492.00
남자	M	10,770.80	1,381.93	9,388.87	10,746.61	1,381.93	9,364.68	1,697.11	502.85
여자	F	14,187.48	1,211.43	12,976.06	14,169.64	1,211.43	12,958.22	2,147.95	481.13
45~49 세	S.T	14,067.38	1,645.42	12,421.96	14,036.19	1,645.42	12,390.77	2,292.28	602.21
남자	M	12,299.06	1,714.58	10,584.48	12,262.30	1,714.58	10,547.73	1,994.79	606.66
여자	F	15,871.14	1,574.88	14,296.26	15,845.63	1,574.88	14,270.75	2,595.74	597.67
50~54 세	S.T	16,527.57	2,050.98	14,476.58	16,485.22	2,050.98	14,434.24	2,739.25	730.88
남자	M	14,244.15	2,163.86	12,080.29	14,193.43	2,163.86	12,029.57	2,450.96	772.88
여자	F	18,887.61	1,934.32	16,953.29	18,853.93	1,934.32	16,919.61	3,037.21	687.47
55~59 세	S.T	19,706.02	2,665.65	17,040.37	19,652.18	2,665.65	16,986.53	3,410.34	936.73
남자	M	17,078.16	2,803.09	14,275.07	17,011.18	2,803.09	14,208.09	3,194.97	1,019.43
여자	F	22,342.85	2,527.74	19,815.11	22,302.20	2,527.74	19,774.47	3,626.46	853.75
60~64 세	S.T	24,133.04	3,314.27	20,818.78	24,073.88	3,314.27	20,759.61	4,560.86	1,219.44
남자	M	21,357.43	3,501.22	17,856.21	21,281.37	3,501.22	17,780.16	4,481.45	1,348.09
여자	F	26,855.80	3,130.88	23,724.92	26,813.20	3,130.88	23,682.33	4,638.76	1,093.24
65~69 세	S.T	31,102.80	4,147.96	26,954.83	31,051.47	4,147.96	26,903.51	5,810.05	1,571.88
남자	M	28,121.21	4,415.28	23,705.93	28,055.66	4,415.28	23,640.38	5,980.77	1,762.26
여자	F	34,032.03	3,885.34	30,146.69	33,994.68	3,885.34	30,109.34	5,642.33	1,384.85
70~74 세	S.T	37,833.09	5,743.50	32,089.59	37,794.95	5,743.50	32,051.45	7,440.02	2,136.28
남자	M	34,871.88	5,934.12	28,937.76	34,824.07	5,934.12	28,889.96	8,098.59	2,405.27
여자	F	40,628.36	5,563.56	35,064.79	40,599.34	5,563.56	35,035.77	6,818.36	1,882.37
75~79 세	S.T	44,346.49	8,968.43	35,378.07	44,315.74	8,968.43	35,347.32	9,188.23	2,939.16
남자	M	41,239.42	8,407.37	32,832.05	41,202.99	8,407.37	32,795.61	10,700.50	3,362.54
여자	F	47,019.13	9,451.03	37,568.10	46,993.28	9,451.03	37,542.24	7,887.41	2,574.98
80~84 세	S.T	51,690.71	16,712.09	34,978.62	51,663.20	16,712.09	34,951.11	9,630.36	3,745.15
남자	M	47,397.31	13,212.23	34,185.08	47,366.19	13,212.23	34,153.95	11,019.35	4,105.52
여자	F	54,581.11	19,068.27	35,512.84	54,556.04	19,068.27	35,487.77	8,695.26	3,502.54
85 세 이상	And over	62,973.43	35,255.60	27,717.84	62,952.27	35,255.60	27,696.68	9,967.33	4,826.92
남자	M	54,983.43	24,294.64	30,688.79	54,965.32	24,294.64	30,670.68	12,610.28	5,820.23
여자	F	66,264.01	39,769.72	26,494.29	66,241.59	39,769.72	26,471.87	8,878.86	4,417.83

주 : 1) 진료일 기준 2) 연령은 연도말 기준  
3) (종합병원) 상급종합병원 포함, (병원) 요양병원, 정신병원 포함

# 평균 수진횟수(지역)

Type of Health Care Institutions(S.E.)

(단위 : 일/1,000명)

Unit : Days Per 1,000 Persons

병 원	병 원 H			치 과 병 원 D.H			한 방 병 원 K.H		
외 래 O.P	계 T	입 원 I.P	외 래 O.P	계 T	입 원 I.P	외 래 O.P	계 T	입 원 I.P	외 래 O.P
<b>2,513.60</b>	<b>3,607.56</b>	<b>2,260.69</b>	<b>1,346.87</b>	<b>76.83</b>	<b>0.47</b>	<b>76.36</b>	<b>177.74</b>	<b>103.13</b>	<b>74.61</b>
<b>2,387.15</b>	<b>2,865.50</b>	<b>1,718.55</b>	<b>1,146.95</b>	<b>74.29</b>	<b>0.51</b>	<b>73.77</b>	<b>133.74</b>	<b>70.84</b>	<b>62.90</b>
<b>2,638.05</b>	<b>4,337.95</b>	<b>2,794.30</b>	<b>1,543.65</b>	<b>79.33</b>	<b>0.43</b>	<b>78.90</b>	<b>221.05</b>	<b>134.91</b>	<b>86.14</b>
1,528.80	4,833.15	2,712.54	2,120.61	1.04	-	1.04	0.47	-	0.47
1,636.20	4,960.17	2,752.96	2,207.21	0.95	-	0.95	0.41	-	0.41
1,416.11	4,699.86	2,670.12	2,029.74	1.13	-	1.13	0.52	-	0.52
1,776.20	5,607.04	928.49	4,678.55	31.46	0.27	31.18	15.13	0.50	14.62
1,901.83	5,790.82	957.89	4,832.93	31.13	0.41	30.72	18.65	0.65	18.00
1,644.05	5,413.73	897.57	4,516.17	31.80	0.13	31.67	11.42	0.35	11.07
1,142.58	1,897.99	224.76	1,673.24	102.80	0.81	101.99	14.56	3.65	10.91
1,124.86	1,916.98	229.43	1,687.55	105.49	1.08	104.41	16.43	3.39	13.04
1,161.10	1,878.14	219.87	1,658.27	99.99	0.54	99.45	12.61	3.92	8.69
1,000.36	953.34	152.69	800.65	62.65	0.51	62.13	24.78	9.55	15.23
995.57	982.61	161.05	821.56	60.36	0.57	59.80	25.50	9.53	15.97
1,005.41	922.54	143.89	778.65	65.05	0.46	64.58	24.02	9.56	14.46
902.23	905.56	213.76	691.80	54.68	0.42	54.25	44.35	19.07	25.28
959.46	982.01	246.17	735.84	47.19	0.53	46.66	47.66	20.90	26.76
842.05	825.14	179.67	645.47	62.55	0.31	62.24	40.87	17.13	23.74
874.64	800.50	243.74	556.77	76.02	0.51	75.51	54.83	27.23	27.59
858.01	795.42	287.33	508.08	61.71	0.65	61.06	56.20	29.77	26.42
892.81	806.06	196.09	609.98	91.67	0.36	91.31	53.33	24.46	28.87
915.70	1,034.95	330.82	704.14	71.94	0.38	71.56	79.18	39.17	40.01
829.37	849.59	323.67	525.93	62.08	0.39	61.69	74.05	38.43	35.62
1,011.80	1,241.28	338.77	902.51	82.91	0.37	82.54	84.89	39.99	44.90
1,066.72	1,381.45	455.15	926.30	64.57	0.38	64.19	103.58	49.38	54.19
886.17	1,038.43	444.36	594.07	58.06	0.50	57.57	95.52	44.77	50.75
1,262.64	1,753.66	466.86	1,286.80	71.63	0.25	71.38	112.32	54.39	57.93
1,223.57	1,510.27	553.92	956.35	56.24	0.28	55.96	132.35	71.28	61.07
1,015.03	1,243.07	575.47	667.60	52.60	0.25	52.35	125.25	68.03	57.22
1,435.17	1,781.38	532.05	1,249.33	59.93	0.30	59.63	139.55	74.57	64.98
1,430.21	1,542.73	625.00	917.73	54.19	0.27	53.92	155.45	88.82	66.63
1,194.26	1,460.35	716.95	743.40	52.16	0.40	51.77	139.48	78.11	61.37
1,666.83	1,625.34	532.78	1,092.55	56.22	0.15	56.07	171.47	99.57	71.90
1,690.07	1,784.49	841.31	943.18	59.09	0.34	58.75	180.96	102.99	77.97
1,388.13	1,739.05	933.71	805.34	58.15	0.40	57.74	150.95	83.36	67.58
1,998.07	1,830.84	747.05	1,083.79	60.05	0.27	59.77	211.58	123.01	88.57
2,008.37	2,165.67	1,077.56	1,088.11	67.82	0.32	67.49	206.31	117.92	88.39
1,678.08	2,112.94	1,213.14	899.80	65.64	0.40	65.24	144.28	76.37	67.91
2,349.74	2,220.16	937.43	1,282.74	70.07	0.25	69.82	270.43	160.86	109.57
2,473.61	2,662.74	1,399.91	1,262.82	77.61	0.39	77.22	260.04	163.38	96.67
2,175.54	2,605.08	1,563.38	1,041.70	74.42	0.50	73.91	174.94	98.32	76.62
2,772.70	2,720.58	1,235.88	1,484.70	80.82	0.28	80.54	345.43	228.66	116.78
3,341.42	3,370.40	1,695.20	1,675.20	87.32	0.48	86.84	301.12	193.27	107.85
3,133.35	3,325.31	1,899.57	1,425.73	85.11	0.62	84.50	195.60	111.72	83.89
3,545.52	3,414.63	1,494.71	1,919.92	89.48	0.35	89.13	404.63	273.27	131.36
4,238.16	4,071.57	2,190.75	1,880.82	117.70	0.72	116.98	280.25	169.16	111.08
4,218.51	4,033.07	2,396.92	1,636.14	117.90	0.63	117.27	193.85	102.78	91.07
4,257.48	4,109.40	1,988.19	2,121.21	117.51	0.80	116.71	365.12	234.38	130.74
5,303.74	5,299.77	3,260.28	2,039.49	118.14	0.65	117.49	245.41	137.35	108.06
5,693.32	5,145.77	3,286.72	1,859.06	118.37	0.79	117.59	184.48	93.63	90.85
4,935.99	5,445.14	3,235.33	2,209.81	117.92	0.51	117.40	302.93	178.62	124.31
6,249.07	7,838.67	5,735.69	2,102.98	108.33	0.81	107.51	202.22	98.59	103.63
7,337.96	6,888.83	4,856.81	2,032.02	113.00	0.39	112.61	141.84	54.70	87.13
5,312.43	8,655.70	6,491.68	2,164.02	104.31	1.18	103.13	254.16	136.34	117.83
5,885.21	14,856.82	12,695.92	2,160.90	85.15	0.78	84.37	182.79	96.62	86.16
6,913.83	10,889.73	8,901.76	1,987.97	96.09	0.49	95.60	151.93	69.09	82.83
5,192.72	17,527.54	15,250.22	2,277.33	77.79	0.97	76.82	203.56	115.16	88.40
5,140.41	32,717.83	30,195.63	2,522.21	52.44	0.91	51.53	150.31	95.02	55.29
6,790.04	20,472.12	18,283.74	2,188.38	72.18	0.62	71.56	153.48	85.41	68.06
4,461.03	37,761.07	35,101.37	2,659.69	44.32	1.04	43.28	149.01	98.98	50.03

Note : 1) Based on the Treatment Month 2) As of the end of the Year

3) (General hospitals) including tertiary general hospitals, (hospitals) including healthcare hospitals and psychiatric hospitals

제III-9-2표  
Table III-9-2

연령별 성별 요양기관종별  
Average Visit Days by Age, Gender and

구 분 Division		의 원 C			치 과 의 원 D.C			한
		계 T	입 원 I.P	외 래 O.P	계 T	입 원 I.P	외 래 O.P	계 T
<b>계</b>	<b>Total</b>	<b>10,238.30</b>	<b>130.30</b>	<b>10,108.00</b>	<b>1,354.22</b>	<b>0.00</b>	<b>1,354.22</b>	<b>1,722.89</b>
<b>남자</b>	<b>M</b>	<b>8,676.77</b>	<b>101.20</b>	<b>8,575.57</b>	<b>1,364.62</b>	<b>0.00</b>	<b>1,364.61</b>	<b>1,291.21</b>
<b>여자</b>	<b>F</b>	<b>11,775.26</b>	<b>158.94</b>	<b>11,616.32</b>	<b>1,343.99</b>	<b>0.01</b>	<b>1,343.99</b>	<b>2,147.79</b>
0 세	Age	6,999.66	1,652.61	5,347.06	8.82	-	8.82	30.95
남자	M	7,249.80	1,625.50	5,624.30	9.46	-	9.46	33.18
여자	F	6,737.19	1,681.05	5,056.14	8.15	-	8.15	28.61
1 ~ 4 세	S.T	17,903.92	178.86	17,725.06	494.35	-	494.35	152.60
남자	M	18,466.18	177.22	18,288.96	489.52	-	489.52	165.51
여자	F	17,312.48	180.58	17,131.90	499.43	-	499.43	139.03
5 ~ 9 세	S.T	9,569.39	40.82	9,528.57	1,976.23	-	1,976.23	165.00
남자	M	9,922.86	42.64	9,880.22	1,904.10	-	1,904.10	189.41
여자	F	9,199.66	38.91	9,160.74	2,051.69	-	2,051.69	139.47
10~14 세	S.T	6,899.53	30.89	6,868.64	1,139.96	-	1,139.96	249.01
남자	M	7,271.66	33.96	7,237.70	1,083.57	-	1,083.57	280.70
여자	F	6,507.97	27.65	6,480.32	1,199.30	-	1,199.30	215.68
15~19 세	S.T	7,405.69	42.87	7,362.83	729.71	0.00	729.70	402.38
남자	M	7,389.37	51.87	7,337.50	621.45	-	621.45	421.19
여자	F	7,422.86	33.39	7,389.47	843.57	0.01	843.56	382.60
20~24 세	S.T	4,878.12	49.86	4,828.26	860.35	0.02	860.32	346.83
남자	M	4,125.10	52.92	4,072.18	717.56	0.01	717.54	324.16
여자	F	5,701.19	46.51	5,654.68	1,016.42	0.03	1,016.38	371.61
25~29 세	S.T	5,613.05	73.34	5,539.71	910.62	0.03	910.59	538.47
남자	M	4,490.31	54.00	4,436.31	797.94	0.01	797.93	482.28
여자	F	6,862.77	94.86	6,767.90	1,036.04	0.05	1,035.99	601.01
30~34 세	S.T	6,206.63	95.04	6,111.59	925.54	0.01	925.53	710.65
남자	M	4,818.74	62.47	4,756.27	851.90	0.01	851.89	640.50
여자	F	7,712.60	130.38	7,582.22	1,005.45	0.02	1,005.43	786.77
35~39 세	S.T	6,540.65	97.98	6,442.67	905.36	0.01	905.35	813.02
남자	M	5,126.56	75.26	5,051.30	875.73	0.01	875.72	756.05
여자	F	7,975.49	121.03	7,854.46	935.43	0.01	935.42	870.83
40~44 세	S.T	6,871.78	84.34	6,787.44	951.49	0.00	951.49	942.62
남자	M	5,576.56	77.86	5,498.70	956.99	-	956.99	846.93
여자	F	8,170.65	90.84	8,079.81	945.98	0.00	945.98	1,038.57
45~49 세	S.T	7,413.31	91.32	7,321.99	1,084.85	0.00	1,084.85	1,196.67
남자	M	6,140.73	84.31	6,056.42	1,123.48	0.00	1,123.47	1,025.58
여자	F	8,711.40	98.47	8,612.93	1,045.45	0.00	1,045.45	1,371.19
50~54 세	S.T	8,514.05	115.90	8,398.15	1,286.68	0.00	1,286.67	1,465.81
남자	M	6,918.86	95.18	6,823.68	1,314.39	-	1,314.39	1,143.61
여자	F	10,162.78	137.32	10,025.45	1,258.03	0.00	1,258.03	1,798.82
55~59 세	S.T	9,954.27	153.67	9,800.60	1,491.28	-	1,491.28	1,726.65
남자	M	8,101.88	113.55	7,988.34	1,524.65	-	1,524.65	1,266.40
여자	F	11,812.98	193.93	11,619.05	1,457.79	-	1,457.79	2,188.46
60~64 세	S.T	11,901.44	191.54	11,709.90	1,641.39	-	1,641.39	2,098.06
남자	M	9,942.75	134.04	9,808.71	1,684.37	-	1,684.37	1,455.62
여자	F	13,822.84	247.96	13,574.88	1,599.23	-	1,599.23	2,728.28
65~69 세	S.T	14,976.87	202.41	14,774.46	2,150.36	-	2,150.36	3,452.10
남자	M	12,863.84	145.37	12,718.47	2,268.26	-	2,268.26	2,411.81
여자	F	17,052.79	258.45	16,794.34	2,034.53	-	2,034.53	4,474.13
70~74 세	S.T	17,872.18	198.56	17,673.62	2,131.63	-	2,131.63	4,373.64
남자	M	15,618.54	140.78	15,477.76	2,251.49	-	2,251.49	3,124.76
여자	F	19,999.53	253.10	19,746.43	2,018.50	-	2,018.50	5,552.53
75~79 세	S.T	19,685.07	188.65	19,496.42	2,086.29	-	2,086.29	4,756.21
남자	M	17,247.85	129.30	17,118.55	2,222.91	-	2,222.91	3,524.19
여자	F	21,781.51	239.69	21,541.81	1,968.78	-	1,968.78	5,815.97
80~84 세	S.T	20,205.17	168.68	20,036.48	1,809.13	-	1,809.13	4,220.01
남자	M	19,105.79	131.21	18,974.58	2,074.21	-	2,074.21	3,492.06
여자	F	20,945.29	193.91	20,751.38	1,630.68	-	1,630.68	4,710.08
85 세 이상	And over	15,784.85	130.06	15,654.78	1,094.55	-	1,094.55	2,465.99
남자	M	16,969.32	97.07	16,872.25	1,520.74	-	1,520.74	2,574.70
여자	F	15,297.04	143.65	15,153.39	919.02	-	919.02	2,421.21

주 : 1) 진료일 기준  
2) 연령은 연도말 기준

# 평균 수진횟수(지역) <계속>

Type of Health Care Institutions(S.E.) <Cont'd>

(단위 : 일/1,000명)

Unit : Days Per 1,000 Persons

의 원		보 건 기 관			조산원	약 국		
K.C		H.C			M	PH		
입 원	외 래	계	입 원	외 래	계(입원)	계(외래)	처 방	직 접
I.P	O.P	T	I.P	O.P	T(I.P)	T(O.P)	D.P	P.P
7.48	1,715.42	112.94	0.21	112.73	0.01	9,201.85	9,171.49	30.37
5.39	1,285.82	92.27	0.17	92.10	-	8,203.38	8,166.59	36.79
9.54	2,138.25	133.28	0.25	133.03	0.02	10,184.61	10,160.57	24.04
1.14	29.81	3.66	-	3.66	-	5,772.01	5,771.99	0.02
1.24	31.94	4.30	-	4.30	-	6,080.03	6,080.03	-
1.04	27.57	2.99	-	2.99	-	5,448.80	5,448.76	0.04
0.22	152.39	13.37	-	13.37	-	20,687.18	20,686.83	0.35
0.06	165.44	14.56	-	14.56	-	21,215.34	21,214.98	0.36
0.38	138.65	12.12	-	12.12	-	20,131.60	20,131.27	0.33
0.32	164.68	9.35	-	9.35	-	9,556.41	9,555.66	0.75
0.25	189.16	9.57	-	9.57	-	9,879.16	9,878.31	0.85
0.40	139.07	9.13	-	9.13	-	9,218.81	9,218.18	0.64
0.63	248.38	9.88	0.01	9.87	-	5,693.99	5,691.60	2.39
0.77	279.92	10.59	0.02	10.57	-	6,057.05	6,054.48	2.57
0.49	215.19	9.12	-	9.12	-	5,311.97	5,309.77	2.20
1.21	401.17	9.95	-	9.95	-	5,427.21	5,421.84	5.38
1.55	419.64	10.62	-	10.62	-	5,337.38	5,331.90	5.48
0.86	381.74	9.24	-	9.24	-	5,521.69	5,516.43	5.27
3.23	343.60	6.67	-	6.67	0.00	3,750.35	3,745.05	5.30
4.14	320.03	8.00	-	8.00	-	3,170.46	3,164.95	5.50
2.25	369.36	5.22	-	5.22	0.01	4,384.19	4,379.11	5.08
3.88	534.59	6.91	-	6.91	0.02	4,249.92	4,242.86	7.06
4.22	478.06	7.59	-	7.59	-	3,493.66	3,486.36	7.30
3.50	597.52	6.15	-	6.15	0.05	5,091.70	5,084.91	6.79
4.66	705.99	8.60	0.06	8.54	0.04	4,740.94	4,731.33	9.62
4.50	636.01	8.85	0.11	8.74	-	3,828.79	3,818.36	10.43
4.84	781.93	8.33	-	8.33	0.07	5,730.71	5,721.97	8.74
6.66	806.36	11.02	0.01	11.01	0.09	5,263.13	5,248.51	14.61
7.36	748.70	11.72	0.02	11.70	-	4,269.75	4,253.74	16.00
5.96	864.87	10.31	-	10.31	0.17	6,271.09	6,257.89	13.20
6.30	936.32	15.22	0.03	15.19	0.02	5,787.99	5,766.97	21.02
5.69	841.24	17.03	0.06	16.96	-	4,889.89	4,865.70	24.20
6.91	1,031.66	13.41	-	13.41	0.05	6,688.62	6,670.78	17.84
7.22	1,189.45	24.54	0.04	24.50	-	6,521.93	6,490.74	31.19
6.13	1,019.45	29.59	-	29.59	-	5,665.69	5,628.94	36.75
8.33	1,362.86	19.39	0.07	19.32	-	7,395.33	7,369.82	25.51
8.38	1,457.43	39.64	0.02	39.63	-	7,693.98	7,651.64	42.34
5.87	1,137.74	42.75	0.02	42.73	-	6,608.20	6,557.48	50.72
10.98	1,787.84	36.43	0.01	36.42	-	8,816.20	8,782.52	33.68
11.47	1,715.18	69.26	0.10	69.16	-	9,278.36	9,224.52	53.84
7.74	1,258.67	68.83	0.17	68.66	-	8,036.45	7,969.46	66.98
15.21	2,173.25	69.68	0.02	69.66	-	10,524.52	10,483.87	40.65
14.30	2,083.77	113.29	0.03	113.25	-	11,179.78	11,120.61	59.16
7.15	1,448.47	111.17	0.03	111.14	-	10,031.81	9,955.75	76.06
21.31	2,706.97	115.37	0.04	115.33	-	12,305.89	12,263.29	42.60
12.91	3,439.20	192.57	0.13	192.44	-	13,756.19	13,704.87	51.32
7.14	2,404.67	186.16	0.17	186.00	-	12,772.57	12,707.02	65.55
18.58	4,455.56	198.86	0.09	198.78	-	14,722.54	14,685.20	37.35
9.93	4,363.71	314.16	0.46	313.70	-	16,117.59	16,079.45	38.14
6.26	3,118.50	282.07	0.68	281.39	-	15,173.94	15,126.13	47.81
13.39	5,539.14	344.44	0.24	344.20	-	17,008.36	16,979.34	29.02
4.82	4,751.40	450.73	0.71	450.02	-	17,676.71	17,645.96	30.75
3.18	3,521.01	363.87	0.45	363.42	-	16,599.25	16,562.81	36.44
6.22	5,809.75	525.44	0.93	524.51	-	18,603.52	18,577.67	25.85
3.55	4,216.45	673.78	1.38	672.39	-	18,513.41	18,485.90	27.51
3.36	3,488.70	537.04	0.81	536.23	-	18,348.36	18,317.24	31.13
3.69	4,706.39	765.84	1.77	764.07	-	18,624.52	18,599.45	25.07
3.20	2,462.78	718.97	3.85	715.12	-	15,903.46	15,882.30	21.16
3.30	2,571.40	592.50	4.25	588.25	-	17,080.31	17,062.21	18.11
3.17	2,418.05	771.06	3.69	767.37	-	15,418.79	15,396.37	22.42

Note : 1) Based on the Treatment Month  
2) As of the end of the Year

제III-10표  
Table III-10

연령별 연간진료비 크기별  
Number of patients and total medical expense

진료비구간(원) Amount Class(Won)	계 Total		0~4 세		5~9 세	
	진료실인원수 Patients	진료비 Medical Expense	진료실인원수 Patients	진료비 Medical Expense	진료실인원수 Patients	진료비 Medical Expense
<b>계 Total</b>	<b>49,213,134</b>	<b>105,858,638,472</b>	<b>1,431,005</b>	<b>2,587,421,590</b>	<b>2,050,331</b>	<b>1,996,011,296</b>
1,000,000 이하 Less than	26,584,971	11,606,379,481	691,251	403,895,487	1,432,000	759,289,126
1,000,001 ~ 2,000,000	10,108,574	14,432,941,274	467,125	655,312,572	459,218	620,684,022
2,000,001 ~ 3,000,000	4,627,325	11,303,391,512	141,407	340,999,210	99,300	238,251,175
3,000,001 ~ 4,000,000	2,481,704	8,572,863,852	54,375	186,542,174	29,911	102,023,446
4,000,001 ~ 5,000,000	1,486,560	6,629,357,149	24,841	110,286,598	12,075	53,623,600
5,000,001 ~ 10,000,000	2,435,637	16,453,022,495	32,222	214,970,552	13,734	88,978,620
10,000,001 ~ 20,000,000	845,082	11,592,093,486	10,605	146,278,717	2,330	31,371,311
20,000,001 ~ 30,000,000	263,493	6,450,376,416	3,217	78,251,878	682	16,708,895
30,000,001 ~ 40,000,000	194,604	6,644,537,889	1,772	61,774,255	370	12,695,114
40,000,001 ~ 50,000,000	75,939	3,368,315,381	1,169	52,212,644	190	8,431,421
50,000,001 ~ 60,000,000	38,465	2,098,628,893	763	41,657,975	122	6,661,712
60,000,001 ~ 70,000,000	22,763	1,470,297,749	493	31,885,905	90	5,801,967
70,000,001 ~ 80,000,000	14,246	1,063,444,181	329	24,594,690	54	4,031,944
80,000,001 ~ 90,000,000	9,414	797,228,141	260	22,018,605	45	3,801,600
90,000,001 ~ 100,000,000	6,384	604,617,901	177	16,833,926	23	2,178,507
100,000,001 ~ 150,000,000	12,605	1,488,311,989	511	61,769,517	80	9,624,896
150,000,001 ~ 200,000,000	2,759	470,528,479	225	38,573,718	25	4,399,328
200,000,001 이상 And over	2,609	812,302,203	263	99,563,167	82	27,454,611

주 : 1) 진료일 기준  
2) 연령은 연도말 기준  
3) 반올림 관계로 총계와 내용의 합이 다를 수 있음

## 실인원 및 진료비 현황(총계)

by patient age and annual medical expense(Total)

(단위 : 명, 천원)  
Unit : Person, KRW 1,000

10~14 세		15~19 세		20~24 세		25~29 세	
진료실인원수 Patients	진료비 Medical Expense	진료실인원수 Patients	진료비 Medical Expense	진료실인원수 Patients	진료비 Medical Expense	진료실인원수 Patients	진료비 Medical Expense
<b>2,254,410</b>	<b>1,780,378,584</b>	<b>2,206,640</b>	<b>1,684,998,369</b>	<b>2,769,509</b>	<b>2,162,110,389</b>	<b>3,385,696</b>	<b>3,073,305,998</b>
1,833,329	775,252,931	1,840,905	701,498,145	2,270,404	815,180,393	2,619,854	1,001,545,109
280,183	381,213,524	234,170	319,397,383	311,153	427,228,711	465,478	642,892,792
80,327	193,395,252	62,546	151,346,953	87,024	210,300,480	135,112	326,879,544
25,677	87,799,126	26,458	91,006,463	37,692	129,780,443	61,327	211,737,864
11,696	51,992,198	14,307	63,702,422	21,019	93,731,689	36,944	164,693,237
17,025	115,751,023	20,443	137,185,817	30,863	205,695,824	50,168	331,495,122
4,342	56,290,793	5,364	71,561,664	8,091	109,980,730	11,859	159,193,944
757	18,390,476	1,095	26,347,124	1,637	39,019,084	2,343	56,112,274
306	10,627,564	414	14,306,117	641	22,087,029	1,160	40,128,008
164	7,331,508	207	9,219,910	255	11,292,948	465	20,530,843
109	5,958,312	148	8,042,621	139	7,670,057	234	12,723,682
70	4,514,535	83	5,432,030	96	6,194,903	146	9,386,226
57	4,257,116	73	5,456,508	67	4,996,476	97	7,281,238
54	4,574,235	49	4,139,792	54	4,606,255	76	6,471,970
34	3,204,338	36	3,393,905	51	4,845,759	64	6,097,870
119	14,446,876	155	18,952,767	133	16,270,574	164	19,584,335
56	9,697,703	59	10,186,216	59	10,279,443	78	13,526,998
105	35,681,075	128	43,822,533	131	42,949,592	127	43,024,942

Note : 1) Based on the Treatment Month  
2) As of the end of the Year  
3) Rounding error can exist

제III-10표  
Table III-10

연령별 연간진료비 크기별  
Number of patients and total medical expense

진료비구간(원) Amount Class(Won)	30~34 세		35~39 세		40~44 세		45~49 세	
	진료실인원수 Patients	진료비 Medical Expense	진료실인원수 Patients	진료비 Medical Expense	진료실인원수 Patients	진료비 Medical Expense	진료실인원수 Patients	진료비 Medical Expense
<b>계 Total</b>	<b>3,256,881</b>	<b>3,796,402,055</b>	<b>3,210,318</b>	<b>4,062,336,006</b>	<b>3,823,777</b>	<b>5,134,006,215</b>	<b>3,790,398</b>	<b>5,805,294,357</b>
1,000,000 이하 Less than	2,290,670	919,668,930	2,183,297	902,908,759	2,498,703	1,065,612,900	2,289,556	994,915,077
1,000,001 ~ 2,000,000	525,443	731,889,503	567,643	792,035,450	766,899	1,073,827,301	845,414	1,193,666,533
2,000,001 ~ 3,000,000	170,193	413,239,957	183,014	443,544,356	248,704	601,109,997	298,327	722,252,330
3,000,001 ~ 4,000,000	94,194	326,992,880	91,103	315,439,016	104,240	358,800,039	124,462	427,726,419
4,000,001 ~ 5,000,000	64,993	289,768,024	60,117	268,261,138	57,810	257,807,530	65,647	292,425,712
5,000,001 ~ 10,000,000	85,588	565,395,794	91,144	609,390,936	98,894	668,612,068	109,002	736,118,947
10,000,001 ~ 20,000,000	19,004	250,718,742	24,359	322,936,601	31,649	427,256,567	33,639	458,570,649
20,000,001 ~ 30,000,000	3,214	77,412,976	4,417	106,473,926	7,708	186,737,173	10,406	252,925,269
30,000,001 ~ 40,000,000	1,640	56,729,888	2,406	82,883,022	4,307	148,283,771	6,598	227,525,133
40,000,001 ~ 50,000,000	676	29,875,118	1,015	44,996,936	1,851	82,122,054	2,896	128,485,022
50,000,001 ~ 60,000,000	316	17,336,497	520	28,367,169	943	51,648,967	1,474	80,341,741
60,000,001 ~ 70,000,000	206	13,288,554	334	21,603,673	625	40,449,265	926	59,840,696
70,000,001 ~ 80,000,000	134	10,019,728	225	16,829,203	387	28,823,787	612	45,625,698
80,000,001 ~ 90,000,000	122	10,367,273	141	11,897,938	241	20,417,867	362	30,718,191
90,000,001 ~ 100,000,000	86	8,120,496	98	9,264,009	195	18,504,971	283	26,737,147
100,000,001 ~ 150,000,000	198	24,065,429	284	34,280,259	358	42,892,184	504	60,106,860
150,000,001 ~ 200,000,000	86	14,666,050	88	14,940,630	139	23,689,154	144	25,044,713
200,000,001 이상 And over	118	36,846,216	113	36,282,985	124	37,410,622	146	42,268,221

주 : 1) 진료일 기준  
2) 연령은 연도말 기준  
3) 반올림 관계로 총계와 내용의 합이 다를 수 있음



## 실인원 및 진료비 현황(총계) <계속>

by patient age and annual medical expense(Total) <Cont'd>

(단위 : 명, 천원)

Unit : Person, KRW 1,000

50~54 세		55~59 세		60~64 세		65~69 세		70 세이상 and over	
진료실인원수 Patients	진료비 Medical Expense	진료실인원수 Patients	진료비 Medical Expense	진료실인원수 Patients	진료비 Medical Expense	진료실인원수 Patients	진료비 Medical Expense	진료실인원수 Patients	진료비 Medical Expense
<b>4,267,932</b>	<b>7,808,654,364</b>	<b>3,863,511</b>	<b>8,624,681,002</b>	<b>4,019,106</b>	<b>11,578,333,646</b>	<b>3,043,435</b>	<b>11,966,392,322</b>	<b>5,840,185</b>	<b>33,798,312,278</b>
2,244,728	1,018,771,422	1,707,862	814,736,237	1,313,129	674,426,214	622,852	335,230,231	746,431	423,448,519
1,077,525	1,537,534,689	1,057,830	1,523,978,734	1,147,411	1,677,127,824	744,436	1,108,804,347	1,158,646	1,747,347,891
429,022	1,040,953,488	477,162	1,160,690,084	631,099	1,541,685,475	551,674	1,360,902,255	1,032,414	2,557,840,954
187,063	643,448,714	220,991	760,712,708	320,694	1,105,000,343	358,832	1,242,451,126	744,685	2,583,403,091
96,512	429,793,853	116,362	518,245,969	175,679	782,457,907	224,200	999,785,942	504,358	2,252,781,331
149,308	1,005,769,191	179,097	1,206,059,644	272,470	1,837,957,990	353,323	2,371,359,257	932,356	6,358,281,711
47,328	645,763,216	59,373	810,355,669	92,016	1,258,234,774	112,564	1,539,984,977	382,559	5,303,595,132
14,800	361,076,497	17,866	435,726,726	27,083	659,337,588	31,248	759,118,483	137,020	3,376,738,048
10,098	348,539,609	12,290	424,509,773	17,974	620,705,599	20,268	699,721,496	114,360	3,874,021,511
4,615	205,180,717	5,866	260,326,294	8,565	379,777,189	9,784	434,219,787	38,221	1,694,312,992
2,351	128,342,537	3,035	165,601,844	4,360	237,636,128	4,990	272,075,418	18,961	1,034,564,235
1,405	90,824,496	1,779	114,770,963	2,704	174,762,511	3,028	195,812,940	10,778	695,729,085
910	67,956,388	1,158	86,420,187	1,765	131,877,077	1,847	137,926,175	6,531	487,347,966
613	51,877,649	777	65,772,336	1,145	96,870,426	1,332	112,745,282	4,143	350,948,723
419	39,691,539	536	50,703,311	778	73,765,287	849	80,542,781	2,755	260,734,055
822	97,078,614	1,083	128,113,472	1,651	194,893,686	1,650	194,336,453	4,893	571,896,067
224	38,060,245	258	43,595,903	319	54,470,648	316	53,540,150	683	115,857,580
189	57,991,501	186	54,361,149	264	77,346,980	242	67,835,223	391	109,463,386

Note : 1) Based on the Treatment Month

2) As of the end of the Year

3) Rounding error can exist

제Ⅲ-11표  
Table III-11

연령별 연간진료비 크기별  
Number of patients and total medical expense

진료비구간 (원) Amount Class(Won)	계 Total		0~4 세		5~9 세	
	진료실인원수 Patients	진료비 Medical Expense	진료실인원수 Patients	진료비 Medical Expense	진료실인원수 Patients	진료비 Medical Expense
<b>계 Total</b>	<b>7,088,365</b>	<b>36,615,457,671</b>	<b>537,763</b>	<b>1,211,298,604</b>	<b>165,253</b>	<b>285,118,310</b>
50,000 이하 Less than	49,723	1,027,428	329	8,254	341	7,992
50,001 ~ 100,000	48,629	3,802,327	1,608	127,884	1,406	113,949
100001 ~ 150000	69,673	8,863,904	6,877	916,938	4,052	537,149
150,001 ~ 200,000	96,905	16,857,281	11,757	2,029,697	6,166	1,073,184
200,001 ~ 250,000	124,328	28,189,262	14,197	3,281,618	6,540	1,475,618
250,001 ~ 300,000	164,115	45,222,970	46,077	12,807,608	6,056	1,662,062
300,001 ~ 350,000	152,304	49,699,229	23,865	7,743,086	5,558	1,807,831
350,001 ~ 400,000	155,565	58,608,204	31,433	11,823,475	5,580	2,095,203
400,001 ~ 450,000	140,321	59,611,354	36,473	15,481,485	4,971	2,111,833
450,001 ~ 500,000	141,831	67,202,399	33,453	15,840,946	5,071	2,403,537
500,001 ~ 700,000	462,243	276,829,077	71,734	42,104,681	19,117	11,429,618
700,001 ~ 1,000,000	520,502	439,705,176	68,194	57,030,853	24,055	20,319,424
1,000,001 ~ 1,500,000	894,428	1,098,219,088	59,745	73,248,943	29,790	36,725,623
1,500,001 ~ 2,000,000	617,041	1,079,126,271	35,425	61,309,588	17,214	29,639,257
2,000,001 ~ 2,500,000	630,945	1,403,430,279	21,995	49,106,485	9,275	20,662,032
2,500,001 ~ 3,000,000	365,788	1,001,418,661	14,610	39,901,025	5,669	15,430,643
3,000,001 ~ 5,000,000	878,740	3,408,113,007	26,424	100,322,482	8,796	33,114,260
5,000,001 ~ 7,000,000	402,177	2,370,721,660	9,819	57,661,240	2,104	12,229,935
7,000,001 ~ 10,000,000	328,038	2,740,255,261	7,036	58,415,134	1,111	9,148,938
10,000,001 이상 And over	845,069	22,458,554,835	16,712	602,137,183	2,381	83,130,223

주 : 1) 진료일 기준  
2) 연령은 연도말 기준  
3) 반올림 관계로 총계와 내용의 합이 다를 수 있음

## 실인원 및 진료비 현황(입원)

by patient age and annual medical expense (Inpatient)

(단위 : 명, 천원)

Unit : Person, KRW 1,000

10~14 세		15~19 세		20~24 세		25~29 세	
진료실인원수 Patients	진료비 Medical Expense	진료실인원수 Patients	진료비 Medical Expense	진료실인원수 Patients	진료비 Medical Expense	진료실인원수 Patients	진료비 Medical Expense
<b>128,873</b>	<b>283,299,414</b>	<b>154,743</b>	<b>380,142,576</b>	<b>225,771</b>	<b>506,413,589</b>	<b>296,166</b>	<b>696,239,396</b>
487	12,581	870	22,644	1,779	39,246	2,869	57,778
1,139	90,271	1,258	98,542	2,281	181,017	3,389	268,924
2,397	314,653	1,776	227,362	2,856	361,842	4,424	559,656
3,937	686,163	3,527	617,103	5,850	1,024,686	7,122	1,237,783
5,086	1,150,644	5,286	1,200,290	9,242	2,100,501	9,251	2,096,515
4,732	1,296,413	5,582	1,529,061	10,147	2,779,954	9,672	2,651,575
4,244	1,381,070	5,879	1,924,052	10,967	3,620,318	9,891	3,240,231
4,096	1,544,765	5,746	2,180,313	10,203	3,917,514	9,287	3,515,442
3,771	1,604,524	4,450	1,891,169	5,662	2,402,164	6,961	2,958,482
3,818	1,806,783	4,961	2,343,817	6,919	3,260,426	7,568	3,580,898
12,378	7,373,487	14,907	8,877,240	21,360	12,825,688	26,684	16,084,322
15,253	12,907,518	15,632	13,174,939	19,651	16,487,434	25,643	21,484,659
21,578	26,652,304	22,011	27,179,002	29,843	36,825,750	41,730	51,685,533
12,979	22,436,076	14,829	25,721,670	20,582	35,710,392	29,273	50,837,253
8,048	17,971,484	10,078	22,521,453	14,626	32,736,819	27,182	61,261,498
5,598	15,295,801	7,155	19,582,243	10,428	28,553,705	17,462	47,715,263
11,726	44,779,506	17,089	65,810,227	24,674	95,521,693	34,024	130,877,938
3,070	17,849,627	5,855	34,265,616	8,601	50,078,291	10,771	62,516,690
1,736	14,342,442	3,624	29,838,374	4,837	39,933,319	5,780	47,805,147
2,800	93,803,305	4,228	121,137,460	5,263	138,052,829	7,183	185,803,810

Note : 1) Based on the Treatment Month

2) As of the end of the Year

3) Rounding error can exist

제Ⅲ-11표  
Table III-11

연령별 연간진료비 크기별  
Number of patients and total medical expense

진료비구간(원) Amount Class(Won)		30~34 세		35~39 세		40~44 세		45~49 세	
		진료실인원수 Patients	진료비 Medical Expense	진료실인원수 Patients	진료비 Medical Expense	진료실인원수 Patients	진료비 Medical Expense	진료실인원수 Patients	진료비 Medical Expense
<b>계</b>	<b>Total</b>	<b>379,076</b>	<b>986,562,281</b>	<b>360,354</b>	<b>1,044,428,730</b>	<b>393,659</b>	<b>1,286,364,990</b>	<b>410,238</b>	<b>1,561,193,849</b>
50,000 이하	Less than	2,927	57,066	2,988	60,499	3,864	78,883	4,364	87,306
50,001 ~	100,000	3,236	257,260	3,279	261,265	3,920	314,187	4,191	331,147
100001 ~	150000	4,702	589,324	4,801	600,054	6,865	852,789	6,089	762,478
150,001 ~	200,000	6,430	1,115,489	6,257	1,084,567	7,897	1,368,043	7,404	1,286,790
200,001 ~	250,000	8,181	1,850,657	7,596	1,717,553	8,950	2,020,193	9,013	2,034,071
250,001 ~	300,000	8,554	2,348,275	7,804	2,142,025	9,504	2,608,831	9,522	2,614,406
300,001 ~	350,000	8,864	2,893,902	8,351	2,723,201	10,190	3,322,994	10,375	3,381,648
350,001 ~	400,000	8,367	3,152,693	7,953	2,992,878	9,657	3,633,884	9,934	3,735,533
400,001 ~	450,000	6,847	2,912,103	6,726	2,859,073	8,292	3,526,451	8,249	3,504,758
450,001 ~	500,000	7,393	3,501,875	7,284	3,452,915	8,535	4,043,227	8,586	4,070,188
500,001 ~	700,000	27,613	16,709,293	26,457	15,999,755	31,255	18,821,502	30,255	18,205,029
700,001 ~	1,000,000	26,225	21,941,470	26,500	22,225,245	32,268	27,150,752	32,537	27,428,095
1,000,001 ~	1,500,000	46,458	57,968,631	45,128	56,087,386	56,062	69,551,350	57,304	71,029,065
1,500,001 ~	2,000,000	41,729	72,812,273	35,200	61,587,671	36,131	62,804,489	38,772	67,561,062
2,000,001 ~	2,500,000	56,601	128,308,881	43,716	98,927,048	29,210	65,542,359	28,572	63,318,538
2,500,001 ~	3,000,000	33,462	91,273,857	30,668	83,745,529	21,820	59,737,303	18,943	51,912,357
3,000,001 ~	5,000,000	49,605	188,456,373	51,714	197,522,620	54,926	213,621,437	56,372	220,770,786
5,000,001 ~	7,000,000	14,178	82,538,303	15,789	92,063,463	21,571	125,974,075	26,086	152,744,067
7,000,001 ~	10,000,000	7,967	65,976,350	9,277	76,953,149	12,231	101,406,598	14,988	124,522,322
10,000,001 이상	And over	9,737	241,898,206	12,866	321,422,834	20,511	519,985,641	28,682	741,894,203

주 : 1) 진료일 기준  
2) 연령은 연도말 기준  
3) 반올림 관계로 총계와 내용의 합이 다를 수 있음

## 실인원 및 진료비 현황(입원) <계속>

by patient age and annual medical expense (Inpatient) <Cont'd>

(단위 : 명, 천원)

Unit : Person, KRW 1,000

50~54 세		55~59 세		60~64 세		65~69 세		70 세이상 and over	
진료실인원수 Patients	진료비 Medical Expense	진료실인원수 Patients	진료비 Medical Expense	진료실인원수 Patients	진료비 Medical Expense	진료실인원수 Patients	진료비 Medical Expense	진료실인원수 Patients	진료비 Medical Expense
<b>519,263</b>	<b>2,214,076,225</b>	<b>547,887</b>	<b>2,635,040,341</b>	<b>684,762</b>	<b>3,746,191,969</b>	<b>606,980</b>	<b>3,870,731,824</b>	<b>1,677,577</b>	<b>15,908,355,573</b>
5,619	113,297	6,048	121,322	6,657	138,364	4,614	94,549	5,967	127,649
4,794	374,241	4,353	334,958	4,834	370,362	3,436	261,015	5,505	417,304
6,031	759,907	5,034	638,293	4,972	629,316	3,369	425,802	5,428	688,342
7,375	1,283,965	6,457	1,127,073	6,295	1,100,565	4,107	717,713	6,324	1,104,460
9,982	2,249,681	8,712	1,964,154	8,553	1,934,080	5,666	1,281,762	8,073	1,831,923
10,740	2,946,676	9,550	2,627,130	9,563	2,632,144	6,472	1,784,321	10,140	2,792,490
12,019	3,918,471	10,621	3,464,204	10,959	3,574,715	7,864	2,570,697	12,657	4,132,811
11,062	4,157,026	10,510	3,945,350	10,802	4,057,182	7,777	2,918,029	13,158	4,938,917
9,593	4,073,357	9,009	3,826,667	9,560	4,061,897	6,977	2,966,679	12,780	5,430,714
9,727	4,612,529	8,822	4,184,399	9,444	4,481,961	6,954	3,299,485	13,296	6,319,414
34,437	20,677,310	31,957	19,190,058	34,797	20,902,582	26,284	15,785,885	53,008	31,842,629
40,007	33,885,694	39,688	33,717,248	45,863	39,084,488	35,598	30,361,934	73,388	62,505,423
71,523	88,420,717	72,506	89,299,728	87,869	107,757,184	76,200	92,618,322	176,681	213,169,552
51,464	90,187,884	54,398	95,682,885	66,104	116,526,786	53,779	94,874,077	109,162	191,434,907
43,768	95,839,379	51,681	112,914,586	67,923	149,059,782	63,566	140,430,500	154,704	344,829,435
24,675	67,644,934	27,583	75,662,780	35,906	98,444,423	31,375	86,004,317	80,434	220,514,480
69,523	271,285,873	74,785	290,829,672	95,747	371,979,582	84,972	330,642,652	218,363	852,577,907
31,487	185,060,050	34,108	200,862,135	46,092	272,170,718	42,981	254,694,793	129,665	770,012,654
21,173	176,354,380	25,672	214,079,372	37,294	311,043,221	39,385	329,516,624	135,927	1,140,919,892
44,264	1,160,230,854	56,393	1,480,568,327	85,528	2,236,242,618	95,604	2,479,482,670	452,917	12,052,764,670

Note : 1) Based on the Treatment Month

2) As of the end of the Year

3) Rounding error can exist

제III-12표  
Table III-12

연령별 연간진료비 크기별  
Number of patients and total medical expense

진료비구간(원) Amount Class(Won)	계 Total		0~4 세		5~9 세	
	진료실인원수 Patients	진료비 Medical Expense	진료실인원수 Patients	진료비 Medical Expense	진료실인원수 Patients	진료비 Medical Expense
<b>계 Total</b>	<b>48,992,979</b>	<b>47,893,699,615</b>	<b>1,407,268</b>	<b>953,829,220</b>	<b>2,049,929</b>	<b>1,311,287,401</b>
6,000 이하 Less than	10,287	21,391	72	127	42	124
6,001 ~ 8,000	4,946	32,354	96	685	26	169
8,001 ~ 10,000	12,093	104,228	149	1,386	56	523
10,001 ~ 12,000	11,396	127,496	444	4,771	56	641
12,001 ~ 14,000	19,041	238,474	1,453	19,248	165	2,069
14,001 ~ 16,000	25,354	377,584	830	12,615	493	7,433
16,001 ~ 18,000	248,284	4,216,176	3,574	62,848	5,063	86,710
18,001 ~ 20,000	97,774	1,860,249	10,122	193,247	834	15,688
20,001 ~ 22,000	99,960	2,092,855	1,881	39,294	1,456	30,542
22,001 ~ 24,000	68,772	1,584,269	2,922	67,407	875	19,962
24,001 ~ 26,000	73,220	1,801,179	1,649	40,928	794	19,523
26,001 ~ 28,000	43,757	1,181,332	1,596	42,479	478	12,933
28,001 ~ 30,000	81,342	2,353,056	864	25,159	1,358	39,239
30,001 ~ 35,000	312,934	10,371,515	5,740	186,945	5,298	176,029
35,001 ~ 40,000	220,921	8,261,110	7,565	284,365	3,774	141,508
40,001 ~ 45,000	205,477	8,681,047	5,455	231,501	2,869	121,337
45,001 ~ 50,000	273,363	12,915,930	4,850	230,577	4,183	198,252
50,001 ~ 100,000	2,738,547	204,602,307	53,965	4,023,621	55,278	4,228,731
100,001 ~ 200,000	5,402,844	807,931,159	107,290	16,169,875	176,494	27,151,182
200,001 ~ 300,000	4,935,025	1,228,994,791	118,394	29,687,283	238,376	59,945,329
300,001 ~ 500,000	8,085,283	3,195,116,088	270,092	108,536,271	510,976	203,687,228
500,001 ~ 700,000	5,991,599	3,564,344,240	265,168	158,485,769	401,593	238,497,550
700,001 이상 And over	20,030,760	38,836,490,784	543,097	635,482,821	639,392	776,904,700

주 : 1) 진료일 기준  
2) 연령은 연도말 기준  
3) 반올림 관계로 총계와 내용의 합이 다를 수 있음

## 실인원 및 진료비 현황(외래)

by patient age and annual medical expense (Outpatient)

(단위 : 명, 천원)

Unit : Person, KRW 1,000

10~14 세		15~19 세		20~24 세		25~29 세	
진료실인원수 Patients	진료비 Medical Expense	진료실인원수 Patients	진료비 Medical Expense	진료실인원수 Patients	진료비 Medical Expense	진료실인원수 Patients	진료비 Medical Expense
2,253,424	1,212,012,960	2,204,913	1,041,296,026	2,763,746	1,351,090,666	3,381,274	1,957,600,746
83	334	130	487	294	906	376	929
56	355	90	561	195	1,221	150	948
24	208	36	312	157	1,344	286	2,449
78	873	147	1,662	405	4,562	506	5,732
236	2,934	454	5,593	1,114	13,725	1,296	15,990
884	13,319	1,105	16,627	1,710	25,662	1,514	22,617
10,684	181,027	16,021	271,783	31,141	528,529	28,536	484,389
1,774	33,388	3,020	57,484	8,322	158,334	9,144	174,075
3,774	79,385	4,951	104,050	10,061	210,772	10,572	221,676
1,712	39,496	2,901	67,018	6,973	160,677	7,266	167,156
2,488	60,804	4,324	105,918	8,091	198,801	8,047	197,640
1,133	30,544	1,964	52,924	4,536	122,279	4,642	125,184
2,894	83,549	4,874	140,756	8,440	243,994	7,110	205,726
14,240	475,042	22,476	749,293	38,544	1,281,752	37,694	1,252,577
8,461	318,192	12,561	471,138	23,665	884,625	23,933	894,112
6,535	276,505	11,170	470,833	23,150	974,740	22,085	931,388
12,499	590,065	18,584	876,378	28,625	1,350,865	30,598	1,442,946
142,747	10,855,036	197,660	14,906,296	294,949	21,890,123	304,140	22,598,006
361,059	54,479,282	428,335	64,033,153	512,206	75,785,551	554,957	82,392,697
354,266	88,217,916	361,306	89,593,918	397,057	98,390,241	452,613	112,343,280
533,504	209,201,721	475,160	185,229,624	533,569	208,553,153	651,260	255,447,735
313,339	185,009,842	255,992	151,009,554	309,668	182,983,204	405,681	240,139,566
480,954	662,063,142	381,652	533,130,663	520,874	757,325,606	818,868	1,238,533,926

Note : 1) Based on the Treatment Month  
 2) As of the end of the Year  
 3) Rounding error can exist

제III-12표  
Table III-12

연령별 연간진료비 크기별  
Number of patients and total medical expense

진료비구간(원) Amount Class(Won)		30~34 세		35~39 세		40~44 세		45~49 세	
		진료실인원수 Patients	진료비 Medical Expense	진료실인원수 Patients	진료비 Medical Expense	진료실인원수 Patients	진료비 Medical Expense	진료실인원수 Patients	진료비 Medical Expense
계	Total	3,252,993	2,329,459,300	3,206,291	2,425,233,883	3,818,353	2,949,523,013	3,783,749	3,083,830,521
6,000 이하	Less than	441	913	544	810	1,028	1,305	1,093	1,406
6,001 ~ 8,000		123	790	119	769	335	2,187	326	2,129
8,001 ~ 10,000		411	3,505	441	3,774	2,433	20,747	1,970	16,801
10,001 ~ 12,000		513	5,810	474	5,356	1,369	15,085	1,328	14,731
12,001 ~ 14,000		1,119	13,821	1,151	14,242	1,667	20,736	1,840	22,881
14,001 ~ 16,000		1,276	19,054	1,335	19,908	1,874	27,911	2,097	31,149
16,001 ~ 18,000		22,295	378,388	21,001	356,393	22,782	386,650	22,495	381,827
18,001 ~ 20,000		8,282	157,634	7,711	146,844	8,631	164,237	8,956	170,613
20,001 ~ 22,000		9,339	195,691	9,291	194,567	10,370	217,054	10,457	218,793
22,001 ~ 24,000		5,937	136,593	5,578	128,418	6,684	153,873	6,411	147,707
24,001 ~ 26,000		6,578	161,494	6,263	153,768	8,098	199,086	7,569	186,169
26,001 ~ 28,000		3,935	106,156	3,884	104,784	4,535	122,516	4,189	113,290
28,001 ~ 30,000		5,930	171,657	5,854	169,370	7,114	205,930	7,575	219,322
30,001 ~ 35,000		29,362	975,015	26,971	894,677	29,023	962,060	27,994	927,128
35,001 ~ 40,000		20,083	750,069	18,717	699,636	21,157	790,849	20,414	763,385
40,001 ~ 45,000		17,748	749,421	16,890	712,773	19,505	823,712	19,322	816,595
45,001 ~ 50,000		25,276	1,192,779	23,325	1,102,132	26,960	1,274,369	25,542	1,207,456
50,001 ~ 100,000		248,114	18,433,699	228,717	17,004,034	257,733	19,188,749	244,043	18,162,592
100,001 ~ 200,000		458,985	68,329,716	431,061	64,234,473	488,515	72,840,904	454,977	67,882,488
200,001 ~ 300,000		390,106	96,960,441	376,768	93,735,981	433,146	107,806,418	405,738	101,002,963
300,001 ~ 500,000		594,431	233,952,953	586,295	230,942,817	693,048	273,454,600	665,576	262,976,355
500,001 ~ 700,000		396,587	235,255,634	404,364	240,033,728	494,457	293,852,409	487,261	289,676,372
700,001 이상	And over	1,006,122	1,671,508,068	1,029,537	1,774,574,632	1,277,889	2,176,991,627	1,356,576	2,338,888,371

주 : 1) 진료일 기준  
2) 연령은 연도말 기준  
3) 반올림 관계로 총계와 내용의 합이 다를 수 있음



## 실인원 및 진료비 현황(외래) <계속>

by patient age and annual medical expense (Outpatient) <Cont'd>

(단위 : 명, 천원)

Unit : Person, KRW 1,000

50~54 세		55~59 세		60~64 세		65~69 세		70 세이상 and over	
진료실인원수 Patients	진료비 Medical Expense	진료실인원수 Patients	진료비 Medical Expense	진료실인원수 Patients	진료비 Medical Expense	진료실인원수 Patients	진료비 Medical Expense	진료실인원수 Patients	진료비 Medical Expense
<b>4,259,360</b>	<b>3,900,046,803</b>	<b>3,854,638</b>	<b>3,970,119,796</b>	<b>4,008,870</b>	<b>5,094,599,174</b>	<b>3,033,628</b>	<b>5,390,168,144</b>	<b>5,714,543</b>	<b>10,923,601,961</b>
1,320	1,729	1,187	1,747	860	1,495	525	1,199	2,292	7,882
443	2,908	255	1,680	299	1,965	218	1,432	2,215	14,555
2,163	18,531	1,193	10,213	1,070	9,188	441	3,809	1,263	11,437
1,530	17,005	1,150	12,932	1,078	12,075	532	6,013	1,786	20,248
1,939	24,193	1,635	20,498	1,323	16,593	786	9,837	2,863	36,117
2,636	39,092	2,372	35,151	2,190	32,410	1,402	20,793	3,636	53,845
21,977	372,989	16,640	282,320	11,744	199,225	5,472	92,822	8,859	150,277
9,630	183,294	7,737	147,186	5,744	109,215	2,932	55,730	4,935	93,280
10,464	218,713	7,188	150,154	4,865	101,544	2,159	45,056	3,132	65,565
6,606	152,503	4,999	115,345	3,905	90,020	1,864	42,907	4,139	95,188
6,748	166,334	4,734	116,885	2,887	71,564	1,615	39,997	3,335	82,269
4,219	114,147	3,111	84,156	2,182	59,085	1,008	27,289	2,345	63,565
8,638	249,848	7,049	203,816	5,597	161,790	2,835	81,990	5,210	150,910
26,848	887,425	19,365	638,506	13,159	433,516	6,088	200,193	10,132	331,357
20,313	759,475	15,157	566,277	10,874	405,816	5,022	187,387	9,225	344,276
19,993	845,271	15,344	649,384	10,968	464,609	5,191	219,938	9,252	393,040
25,108	1,187,202	17,795	841,462	12,830	606,887	6,204	293,862	10,984	520,699
236,100	17,593,948	177,088	13,239,171	127,823	9,606,762	61,615	4,647,678	108,575	8,223,862
445,266	66,530,313	350,039	52,488,109	265,122	39,908,614	133,557	20,180,376	234,981	35,524,426
409,579	102,108,204	337,109	84,107,594	270,142	67,470,428	142,719	35,706,260	247,706	61,918,536
696,634	275,996,544	597,262	236,992,030	509,598	203,163,274	279,068	111,469,301	488,810	195,512,481
540,922	322,242,988	484,370	288,864,709	468,267	280,163,617	273,270	163,787,335	490,660	294,341,963
1,760,284	3,110,334,149	1,781,859	3,290,550,472	2,276,343	4,491,509,483	2,099,105	5,053,046,940	4,058,208	10,325,646,185

Note : 1) Based on the Treatment Month

2) As of the end of the Year

3) Rounding error can exist

제III-13표  
Table III-13

연령별 연간진료비 크기별  
Number of patients and total medical expense

진료비구간(원) Amount Class(Won)	계 Total		0~4 세		5~9 세	
	진료실인원수 Patients	진료비 Medical Expense	진료실인원수 Patients	진료비 Medical Expense	진료실인원수 Patients	진료비 Medical Expense
<b>계 Total</b>	<b>46,966,125</b>	<b>21,349,481,187</b>	<b>1,366,866</b>	<b>422,293,767</b>	<b>2,011,677</b>	<b>399,605,584</b>
2,000 이하 Less than	494	326	6	3	3	-
2,001 ~ 2,500	103	235	-	-	-	-
2,501 ~ 2,700	49	128	-	-	-	-
2,701 ~ 3,000	53	151	-	-	-	-
3,001 ~ 3,500	135	426	7	23	-	-
3,501 ~ 4,000	104	394	-	-	-	-
4,001 ~ 5,000	640	2,973	-	-	2	8
5,001 ~ 6,000	12,076	69,021	1	6	202	1,155
6,001 ~ 7,000	62,422	412,564	2,436	16,090	1,575	10,457
7,001 ~ 8,000	135,253	1,021,803	12,229	92,542	3,740	28,241
8,001 ~ 9,000	206,252	1,759,565	7,164	60,998	5,001	42,622
9,001 ~ 10,000	250,405	2,387,290	7,367	69,139	5,324	50,629
10,001 ~ 12,500	615,435	6,935,938	8,405	93,341	13,662	153,679
12,501 ~ 15,000	554,911	7,628,542	6,825	95,304	13,177	181,330
15,001 ~ 20,000	1,111,352	19,464,457	21,291	367,740	27,852	488,673
20,001 ~ 30,000	2,202,645	55,025,344	31,248	781,106	62,855	1,580,908
30,001 ~ 50,000	4,149,588	165,131,341	56,575	2,249,874	148,028	5,959,928
50,001 ~ 100,000	7,818,171	571,281,259	123,550	9,224,413	403,722	30,262,210
100,000 ~ 200,000	8,046,402	1,149,894,383	236,627	35,507,468	617,633	89,896,770
200,001 ~ 300,000	3,961,084	973,234,763	233,243	58,189,739	332,706	81,359,179
300,001 ~ 400,000	2,697,580	938,287,490	205,037	71,431,208	171,924	59,230,397
400,001 ~ 500,000	2,152,135	964,795,559	157,612	70,506,538	89,943	40,009,961
500,001 ~ 1,000,000	6,614,282	4,748,279,681	245,469	159,040,485	102,181	65,885,496
1,000,001 And over	6,374,554	11,743,867,553	11,774	14,567,752	12,147	24,463,942

주 : 1) 진료일 기준  
2) 연령은 연도말 기준  
3) 반올림 관계로 총계와 내용의 합이 다를 수 있음

## 실인원 및 진료비 현황(약국 소계)

by patient age and annual medical expense(Pharmacy)

(단위 : 명, 천원)

Unit : Person, KRW 1,000

10~14 세		15~19 세		20~24 세		25~29 세	
진료실인원수 Patients	진료비 Medical Expense	진료실인원수 Patients	진료비 Medical Expense	진료실인원수 Patients	진료비 Medical Expense	진료실인원수 Patients	진료비 Medical Expense
<b>2,176,506</b>	<b>285,066,210</b>	<b>2,108,447</b>	<b>263,559,768</b>	<b>2,540,524</b>	<b>304,606,134</b>	<b>3,150,960</b>	<b>419,465,857</b>
7	1	9	1	9	-	19	4
-	-	-	-	-	-	2	5
-	-	-	-	-	-	1	3
-	-	-	-	-	-	3	9
-	-	1	3	1	3	-	-
-	-	1	4	-	-	5	19
3	14	7	32	12	57	32	150
632	3,620	586	3,372	1,169	6,700	1,239	7,098
3,973	26,322	3,499	23,167	6,346	41,916	6,631	43,757
8,766	66,144	7,856	59,400	12,582	95,103	13,436	101,613
11,220	95,569	12,655	107,891	21,563	183,984	22,562	192,616
11,383	108,208	14,171	134,762	25,230	239,936	27,648	262,985
28,757	323,896	35,919	404,410	69,709	786,390	74,678	842,276
29,407	405,202	33,839	465,459	64,446	885,924	70,339	967,399
66,006	1,157,768	71,671	1,256,919	122,949	2,150,222	136,700	2,392,904
145,894	3,669,032	154,068	3,863,465	240,639	6,006,973	273,440	6,833,204
320,665	12,842,079	319,580	12,765,356	429,994	17,050,052	502,022	19,940,832
670,898	49,084,740	632,396	46,142,333	699,565	50,474,115	854,261	61,811,408
585,662	81,732,313	536,295	74,803,233	523,594	72,840,114	687,093	96,136,375
165,302	39,739,923	155,017	37,311,718	155,407	37,503,775	223,685	54,163,600
56,211	19,225,558	54,816	18,782,227	61,637	21,182,192	94,366	32,469,406
23,958	10,638,681	24,696	10,966,044	31,234	13,902,322	49,536	22,062,934
32,109	21,702,046	34,862	23,652,965	50,938	34,730,751	79,028	53,700,773
15,653	44,245,095	16,503	32,817,006	23,500	46,525,604	34,234	67,536,486

Note : 1) Based on the Treatment Month  
 2) As of the end of the Year  
 3) Rounding error can exist

제III-13표  
Table III-13

연령별 연간진료비 크기별  
Number of patients and total medical expense

진료비구간(원) Amount Class(Won)	30~34 세		35~39 세		40~44 세		45~49 세	
	진료실인원수 Patients	진료비 Medical Expense	진료실인원수 Patients	진료비 Medical Expense	진료실인원수 Patients	진료비 Medical Expense	진료실인원수 Patients	진료비 Medical Expense
<b>계 Total</b>	<b>3,047,717</b>	<b>480,380,475</b>	<b>3,020,703</b>	<b>592,673,393</b>	<b>3,614,463</b>	<b>898,118,212</b>	<b>3,589,889</b>	<b>1,160,269,988</b>
2,000 이하 Less than	41	30	44	31	65	41	58	36
2,001 ~ 2,500	10	23	10	23	17	39	9	20
2,501 ~ 2,700	4	10	6	16	4	11	7	18
2,701 ~ 3,000	8	23	5	14	6	17	7	20
3,001 ~ 3,500	10	32	4	13	10	32	13	41
3,501 ~ 4,000	9	34	9	34	12	45	15	57
4,001 ~ 5,000	59	272	48	225	55	257	84	390
5,001 ~ 6,000	1,113	6,363	921	5,278	1,115	6,392	1,103	6,306
6,001 ~ 7,000	5,854	38,696	4,938	32,658	5,200	34,335	5,119	33,777
7,001 ~ 8,000	11,946	90,252	10,058	75,944	11,121	83,960	10,732	81,076
8,001 ~ 9,000	19,715	168,239	16,745	142,909	18,042	154,011	17,760	151,592
9,001 ~ 10,000	23,179	220,620	20,317	193,288	21,648	205,823	20,583	195,633
10,001 ~ 12,500	63,261	712,981	55,176	622,534	58,588	660,344	55,149	621,255
12,501 ~ 15,000	59,724	821,264	52,294	718,877	54,863	754,222	48,502	666,233
15,001 ~ 20,000	116,838	2,046,167	101,830	1,782,248	109,717	1,921,331	96,959	1,698,000
20,001 ~ 30,000	232,035	5,795,964	200,534	5,008,990	213,518	5,331,115	188,699	4,704,093
30,001 ~ 50,000	431,764	17,163,361	375,522	14,933,715	401,792	15,991,701	344,315	13,686,965
50,001 ~ 100,000	778,242	56,607,405	704,188	51,425,753	758,212	55,450,902	636,521	46,527,721
100,001 ~ 200,000	704,857	99,526,765	703,119	100,034,040	788,770	112,596,999	685,058	98,293,519
200,001 ~ 300,000	260,698	63,266,065	291,780	71,067,136	359,779	88,003,211	352,356	86,640,975
300,001 ~ 400,000	118,917	40,949,926	148,144	51,173,202	208,673	72,288,957	240,960	83,772,278
400,001 ~ 500,000	65,184	29,049,718	89,164	39,783,223	142,619	63,750,862	185,172	82,925,506
500,001 ~ 1,000,000	108,688	74,098,875	170,772	117,757,050	313,666	218,460,258	466,408	327,467,758
1,000,001 And over	45,561	89,817,387	75,075	137,916,194	146,971	262,423,345	234,300	412,796,716

주 : 1) 진료일 기준  
2) 연령은 연도말 기준  
3) 반올림 관계로 총계와 내용의 합이 다를 수 있음

## 실인원 및 진료비 현황(약국 소계) <계속>

by patient age and annual medical expense(Pharmacy) <Cont'd>

(단위 : 명, 천원)

Unit : Person, KRW 1,000

50~54 세		55~59 세		60~64 세		65~69 세		70 세이상 and over	
진료실인원수 Patients	진료비 Medical Expense	진료실인원수 Patients	진료비 Medical Expense	진료실인원수 Patients	진료비 Medical Expense	진료실인원수 Patients	진료비 Medical Expense	진료실인원수 Patients	진료비 Medical Expense
4,069,429	1,694,531,335	3,720,206	2,019,520,865	3,910,969	2,737,542,503	2,985,033	2,705,492,354	5,652,736	6,966,354,743
71	54	65	51	42	34	20	17	35	21
18	41	16	37	12	27	6	14	3	7
7	18	12	32	5	13	2	5	1	3
11	31	4	11	5	14	2	6	2	6
11	35	12	39	18	57	11	35	37	112
17	65	16	60	10	38	5	19	5	18
95	439	81	378	65	304	29	136	68	310
1,226	6,986	946	5,393	772	4,410	391	2,229	660	3,714
5,411	35,690	3,901	25,710	3,067	20,211	1,588	10,485	2,884	19,293
11,358	85,712	8,360	63,154	6,319	47,695	3,048	23,020	3,702	27,949
18,164	154,954	13,763	117,444	9,850	84,076	4,914	41,881	7,134	60,780
20,453	194,379	14,963	142,279	11,322	107,834	5,970	57,149	20,847	204,627
54,168	610,303	38,381	432,266	27,474	309,199	12,960	145,969	19,148	217,094
45,328	622,346	31,286	429,360	21,786	298,907	9,976	136,952	13,119	179,762
89,188	1,563,405	60,819	1,066,262	43,346	759,720	20,388	357,834	25,798	455,263
172,582	4,301,030	117,804	2,932,603	83,995	2,091,466	39,707	990,240	45,627	1,135,155
309,636	12,299,582	208,890	8,295,344	149,967	5,960,187	72,465	2,880,827	78,373	3,111,535
575,839	42,156,594	391,247	28,689,794	289,473	21,284,304	145,671	10,747,406	154,386	11,392,161
663,539	95,939,236	482,218	70,185,347	389,849	57,094,222	209,446	30,868,218	232,642	34,439,763
397,361	98,200,480	334,144	83,009,178	301,265	75,083,689	178,897	44,722,146	219,444	54,973,950
311,352	108,544,264	297,400	103,913,073	295,114	103,331,100	189,206	66,386,664	243,823	85,607,041
260,099	116,613,962	271,836	122,066,782	291,308	130,918,039	199,689	89,884,453	270,085	121,716,534
732,701	518,293,828	875,670	625,916,199	1,087,287	786,964,434	881,094	647,502,091	1,433,409	1,073,106,673
400,794	694,907,902	568,372	972,230,069	898,618	1,553,182,523	1,009,548	1,810,734,558	2,881,504	5,579,702,972

Note : 1) Based on the Treatment Month  
2) As of the end of the Year  
3) Rounding error can exist



## 제2장

HIRA Service benefits

### 건강보험심사평가원 진료현황

제III-14표  
Table III-14

연도별  
Current status

구 분 Division		청 구 건 수 Claims	입 내 원 일 수 Visits	진 료 비 Medical	
				계 Total	
총 계 Total		2012	1,328,096,408	1,432,610,098	48,250,700,947
		2013	1,337,025,656	1,446,933,717	50,882,953,983
		2014	1,365,150,762	1,480,873,079	54,800,592,634
		2015	1,353,806,802	1,474,067,329	58,715,764,806
		2016	1,408,562,415	1,533,451,213	65,084,006,839
		2017	1,406,261,418	1,532,842,517	70,604,567,921
		2018	1,435,285,331	1,563,809,585	77,816,770,982
		2019	1,454,150,614	1,582,924,782	86,027,711,337
		2020	1,240,712,343	1,362,542,266	86,643,100,619
		2021	1,275,679,460	1,397,491,671	95,480,214,267
	2022	1,455,405,154	1,574,265,228	105,897,205,248	
의료기관 및 보건기관 Medical institution and Community health agency	소 계 Sub-total	2012	843,432,232	947,945,922	36,558,446,671
		2013	854,565,870	964,473,931	38,940,824,887
		2014	873,854,173	989,576,490	42,209,857,389
		2015	868,763,716	989,024,244	45,565,242,148
		2016	901,781,882	1,026,670,680	50,662,109,703
		2017	903,298,524	1,029,879,623	55,280,641,643
		2018	920,765,355	1,049,289,609	61,272,180,871
		2019	939,596,296	1,068,370,464	68,268,451,254
		2020	815,054,406	936,884,328	68,942,701,574
		2021	848,885,166	970,697,377	76,484,903,368
	2022	955,448,619	1,074,308,693	84,547,322,979	
	입 원 Inpatient	2012	12,001,797	116,607,593	16,648,148,578
		2013	12,541,330	122,562,160	17,674,226,391
		2014	13,261,852	129,168,848	19,157,125,173
		2015	13,884,802	134,421,469	21,137,727,676
		2016	15,619,821	140,975,021	23,732,829,078
		2017	15,779,948	143,243,221	25,905,365,192
		2018	16,274,912	145,923,296	28,812,031,727
		2019	16,683,500	146,400,158	32,073,225,130
		2020	15,650,921	138,533,691	32,845,364,114
		2021	16,602,401	139,663,883	35,400,375,079
	2022	17,676,339	138,115,640	36,642,907,847	
	외 래 Outpatient	2012	831,430,435	831,338,329	19,910,298,094
		2013	842,024,540	841,911,771	21,266,598,496
		2014	860,592,321	860,407,642	23,052,732,216
		2015	854,878,914	854,602,775	24,427,514,472
		2016	886,162,061	885,695,659	26,929,280,625
		2017	887,518,576	886,636,402	29,375,276,450
		2018	904,490,443	903,366,313	32,460,149,144
		2019	922,912,796	921,970,306	36,195,226,124
		2020	799,403,485	798,350,637	36,097,337,461
		2021	832,282,765	831,033,494	41,084,528,289
	2022	937,772,280	936,193,053	47,904,415,132	
약 국 Pharmacy		2012	484,664,176	484,664,176	11,692,254,275
		2013	482,459,786	482,459,786	11,942,129,095
		2014	491,296,589	491,296,589	12,590,735,245
		2015	485,043,086	485,043,085	13,150,522,658
		2016	506,780,533	506,780,533	14,421,897,136
		2017	502,962,894	502,962,894	15,323,926,278
		2018	514,519,976	514,519,976	16,544,590,111
		2019	514,554,318	514,554,318	17,759,260,084
		2020	425,657,937	425,657,938	17,700,399,044
		2021	426,794,294	426,794,294	18,995,310,899
		2022	499,956,535	499,956,535	21,349,882,269

주: 진료일 기준



## 진료 현황

of annual benefit cost

(단위 : 건, 일, 원)  
Unit : Claim, Day, KRW

( 천 원 ) Expenses(KRW 1,000)		건당 입내원일수 Visits per Claim	건당 진료비 Medical Expenses perclaim	입내원일당진료비 Medical Expenses per visit
급 여 비 Benefit	본 인 부 담 Co-payment			
36,130,772,784	12,119,928,163	1.08	36,331	33,680
38,119,867,022	12,763,086,961	1.08	38,057	35,166
41,147,630,335	13,652,962,299	1.08	40,143	37,006
43,985,113,097	14,730,651,709	1.09	43,371	39,832
48,670,830,710	16,413,176,130	1.09	46,206	42,443
52,873,936,744	17,730,631,177	1.09	50,207	46,061
58,696,340,115	19,120,430,867	1.09	54,217	49,761
64,841,028,485	21,186,682,852	1.09	59,160	54,347
65,245,157,894	21,397,942,725	1.10	69,833	63,589
71,598,728,361	23,881,485,906	1.10	74,847	68,323
<b>79,554,633,547</b>	<b>26,342,571,701</b>	<b>1.08</b>	<b>72,761</b>	<b>67,268</b>
27,681,064,781	8,877,381,890	1.12	43,345	38,566
29,474,953,631	9,465,871,256	1.13	45,568	40,375
32,027,824,198	10,182,033,191	1.13	48,303	42,654
34,470,903,687	11,094,338,461	1.14	52,448	46,071
38,236,733,794	12,425,375,909	1.14	56,180	49,346
41,784,935,461	13,495,706,181	1.14	61,199	53,677
46,696,733,248	14,575,447,623	1.14	66,545	58,394
51,968,286,115	16,300,165,139	1.14	72,657	63,900
52,404,628,615	16,538,072,959	1.15	84,587	73,587
57,806,375,967	18,678,527,401	1.14	90,100	78,794
<b>64,013,523,870</b>	<b>20,533,799,109</b>	<b>1.12</b>	<b>88,490</b>	<b>78,699</b>
13,622,946,176	3,025,202,402	9.72	1,387,138	142,771
14,455,212,193	3,219,014,198	9.77	1,409,278	144,206
15,692,301,219	3,464,823,954	9.74	1,444,529	148,311
17,298,675,530	3,839,052,146	9.68	1,522,364	157,250
19,414,249,586	4,318,579,492	9.03	1,519,405	168,348
21,180,600,971	4,724,764,221	9.08	1,641,664	180,849
23,564,587,371	5,247,444,356	8.97	1,770,334	197,446
26,147,459,564	5,925,765,566	8.78	1,922,452	219,079
26,665,519,494	6,179,844,620	8.85	2,098,622	237,093
28,741,960,886	6,658,414,193	8.41	2,132,244	253,468
<b>29,821,208,984</b>	<b>6,821,698,863</b>	<b>7.81</b>	<b>2,072,992</b>	<b>265,306</b>
14,058,118,606	5,852,179,488	1.00	23,947	23,950
15,019,741,438	6,246,857,058	1.00	25,257	25,260
16,335,522,978	6,717,209,237	1.00	26,787	26,793
17,172,228,157	7,255,286,316	1.00	28,574	28,583
18,822,484,208	8,106,796,417	1.00	30,389	30,405
20,604,334,490	8,770,941,961	1.00	33,098	33,131
23,132,145,877	9,328,003,267	1.00	35,888	35,932
25,820,826,551	10,374,399,573	1.00	39,218	39,259
25,739,109,121	10,358,228,340	1.00	45,155	45,215
29,064,415,081	12,020,113,208	1.00	49,364	49,438
<b>34,192,314,886</b>	<b>13,712,100,246</b>	<b>1.00</b>	<b>51,083</b>	<b>51,169</b>
8,449,708,002	3,242,546,273	1.00	24,124	24,124
8,644,913,390	3,297,215,705	1.00	24,753	24,753
9,119,806,137	3,470,929,107	1.00	25,628	25,628
9,514,209,410	3,636,313,247	1.00	27,112	27,112
10,434,096,916	3,987,800,221	1.00	28,458	28,458
11,089,001,283	4,234,924,996	1.00	30,467	30,467
11,999,606,867	4,544,983,244	1.00	32,155	32,155
12,872,742,370	4,886,517,714	1.00	34,514	34,514
12,840,529,279	4,859,869,765	1.00	41,584	41,584
13,792,352,394	5,202,958,505	1.00	44,507	44,507
<b>15,541,109,678</b>	<b>5,808,772,591</b>	<b>1.00</b>	<b>42,703</b>	<b>42,703</b>

Note : Based on the date of service provided

제III-15표  
Table III-15

요양기관종별  
Current status of benefit cost by

구 분 Division			청 구 건 수 Claims	일 수 Number of Days		원외처방횟수 Prescription times	원외처방일수 Prescription days
				입 내 원 Visit	요 양 급 여 Reimbursed		
<b>총 계 Total</b>			<b>1,455,405,154</b>	<b>1,574,265,228</b>	<b>10,975,948,318</b>	<b>-</b>	<b>-</b>
의료기관 및 보건기관 Medical institution and Community health agency	소 계 Subtotal	소계 Subtotal	955,448,619	1,074,308,693	1,657,423,114	507,894,950	9,388,803,518
		입원 Inpatient	17,676,339	138,115,640	214,108,676	343,817	4,299,955
		외래 Outpatient	937,772,280	936,193,053	1,443,314,438	507,551,133	9,384,503,563
	상 급 중 합 병 원 Tertiary hospital	소계 Subtotal	49,797,360	63,751,121	148,531,145	18,128,257	1,380,644,639
		입원 Inpatient	3,340,963	17,521,872	43,008,614	47,838	1,246,172
		외래 Outpatient	46,456,397	46,229,249	105,522,531	18,080,419	1,379,398,467
	종 합 병 원 General hospital	소계 Subtotal	85,609,209	107,473,279	241,149,772	35,434,455	1,619,823,420
		입원 Inpatient	4,761,936	27,021,558	53,507,822	88,512	1,061,742
		외래 Outpatient	80,847,273	80,451,721	187,641,950	35,345,943	1,618,761,678
	병 원 Hospital	소계 Subtotal	72,266,055	91,013,696	123,885,945	38,165,899	650,871,831
		입원 Inpatient	3,073,697	21,913,884	41,112,141	67,549	790,629
		외래 Outpatient	69,192,358	69,099,812	82,773,804	38,098,350	650,081,202
	요 양 병 원 Healthcare Institute	소계 Subtotal	7,724,059	60,220,038	65,829,077	1,061,689	26,385,219
		입원 Inpatient	3,976,288	56,472,650	57,716,258	3,838	47,905
		외래 Outpatient	3,747,771	3,747,388	8,112,819	1,057,851	26,337,314
	정 신 병 원 Psychiatric hospital	소계 Subtotal	1,881,724	7,390,544	37,537,637	248,811	6,350,363
		입원 Inpatient	294,200	5,804,142	6,458,819	1,787	36,057
		외래 Outpatient	1,587,524	1,586,402	31,078,818	247,024	6,314,306
	의 원 Clinic	소계 Subtotal	562,433,753	566,229,028	803,065,825	397,841,615	5,584,973,560
		입원 Inpatient	1,681,713	5,619,584	8,215,579	122,843	943,968
		외래 Outpatient	560,752,040	560,609,444	794,850,246	397,718,772	5,584,029,592
	치 과 병 원 Dental hospital	소계 Subtotal	4,431,026	4,409,258	4,460,249	912,580	5,161,564
		입원 Inpatient	7,287	24,613	65,003	841	7,301
		외래 Outpatient	4,423,739	4,384,645	4,395,246	911,739	5,154,263
	치 과 의 원 Dental clinic	소계 Subtotal	75,187,382	74,528,876	74,588,325	14,808,800	53,650,810
		입원 Inpatient	256	248	579	145	744
		외래 Outpatient	75,187,126	74,528,628	74,587,746	14,808,655	53,650,066
	조 산 원 Midwifery clinic	소계 Subtotal	269	702	704	-	-
		입원 Inpatient	269	702	704	-	-
		외래 Outpatient	-	-	-	-	-
	보 건 의 료 원 Hospitalized healthcenter	소계 Subtotal	389,889	396,467	921,601	260,128	8,172,683
		입원 Inpatient	600	7,180	9,624	58	1,078
		외래 Outpatient	389,289	389,287	911,977	260,070	8,171,605
	보 건 소 Health center	소계 Subtotal	1,013,148	1,013,148	1,342,157	633,845	36,661,389
		입원 Inpatient	-	-	-	-	-
		외래 Outpatient	1,013,148	1,013,148	1,342,157	633,845	36,661,389
	보 건 지 소 Health subcenter	소계 Subtotal	1,369,141	1,369,141	28,359,707	255,404	13,553,198
		입원 Inpatient	-	-	-	-	-
		외래 Outpatient	1,369,141	1,369,141	28,359,707	255,404	13,553,198
	보 건 진 료 소 Primary health carepost	소계 Subtotal	2,522,129	2,524,835	24,369,338	-	-
		입원 Inpatient	-	-	-	-	-
		외래 Outpatient	2,522,129	2,524,835	24,369,338	-	-
	한 방 병 원 Korean medicine hospital	소계 Subtotal	4,429,206	7,399,416	8,673,789	143,466	2,554,832
		입원 Inpatient	517,375	3,487,868	3,770,352	10,406	164,359
		외래 Outpatient	3,911,831	3,911,548	4,903,437	133,060	2,390,473
	한 의 원 Korean medicine clinic	소계 Subtotal	86,394,269	86,589,144	94,707,843	1	10
		입원 Inpatient	21,755	241,339	243,181	-	-
		외래 Outpatient	86,372,514	86,347,805	94,464,662	1	10
약 국 Pharmacy		소계 Subtotal	499,956,535	499,956,535	9,318,525,204	-	-
		처방 Prescription	498,721,725	498,721,725	9,314,936,473	-	-
		직접 Without prescription	1,234,810	1,234,810	3,588,731	-	-

주 : 1) 진료일 기준  
2) 「의료법」 제 3 조제 2 항제 3 호 개정(2021.3.5. 시행)에 따라 요양기관 종별 구분으로 정신병원 신설

# 진료 현황(계)

the type of institution (Total)

(단위 : 건, 일, 회, 원)  
Unit : Claim, Day, Time, KRW

진 료 비 ( 천 원 ) Medical Expenses (KRW 1,000)		원 외 처방률 Prescription rate (%)	원외처방 횟수당 처방일수 Prescription days per prescription time	건 내원일수 Visits per Claim	건 당 진료비 Medical Expenses perclaim	건 당 금 여 비 Benefit per claim	일 당 진 료 비 Medical Expenses per day	
계 Total	금 여 비 Benefit						입 내 원 Visit	요 양 금 여 Reimbursed
105,897,205,248	79,554,633,547	-	-	1.08	72,761	54,662	67,268	9,648
84,547,322,979	64,013,523,870	-	18.49	1.12	88,490	66,998	78,699	51,011
36,642,907,847	29,821,208,984	-	12.51	7.81	2,072,992	1,687,069	265,306	171,142
47,904,415,132	34,192,314,886	54.21	18.49	1.00	51,083	36,461	51,169	33,191
19,006,711,991	15,011,758,942	-	76.16	1.28	381,681	301,457	298,139	127,964
12,017,657,498	10,187,163,653	-	26.05	5.24	3,597,064	3,049,170	685,866	279,424
6,989,054,493	4,824,595,289	39.11	76.29	1.00	150,443	103,852	151,183	66,233
17,879,196,717	13,304,834,152	-	45.71	1.26	208,847	155,414	166,359	74,141
11,070,259,051	9,045,492,973	-	12.00	5.67	2,324,739	1,899,541	409,682	206,890
6,808,937,666	4,259,341,179	43.93	45.80	1.00	84,220	52,684	84,634	36,287
9,180,180,090	6,690,594,156	-	17.05	1.26	127,033	92,583	100,866	74,102
5,431,910,258	4,236,987,429	-	11.70	7.13	1,767,224	1,378,466	247,875	132,124
3,748,269,832	2,453,606,727	55.14	17.06	1.00	54,172	35,461	54,244	45,283
5,632,373,044	4,362,736,904	-	24.85	7.80	729,199	564,824	93,530	85,561
5,394,207,425	4,189,635,205	-	12.48	14.20	1,356,594	1,053,655	95,519	93,461
238,165,618	173,101,699	28.23	24.90	1.00	63,549	46,188	63,555	29,357
664,255,445	516,811,054	-	25.52	3.93	353,004	274,648	89,879	17,696
549,640,707	433,136,422	-	20.18	19.73	1,868,255	1,472,252	94,698	85,099
114,614,738	83,674,632	15.57	25.56	1.00	72,197	52,708	72,248	3,688
23,495,064,955	17,857,026,938	-	14.04	1.01	41,774	31,750	41,494	29,257
1,698,505,062	1,371,362,498	-	7.68	3.34	1,009,985	815,456	302,247	206,742
21,796,559,893	16,485,664,440	70.94	14.04	1.00	38,870	29,399	38,880	27,422
327,799,545	209,560,987	-	5.66	1.00	73,978	47,294	74,343	73,494
12,057,478	9,690,732	-	8.68	3.38	1,654,656	1,329,866	489,883	185,491
315,742,066	199,870,255	20.79	5.65	0.99	71,374	45,181	72,011	71,837
5,079,559,595	3,603,319,461	-	3.62	0.99	67,559	47,925	68,156	68,101
70,732	56,499	-	5.13	0.97	276,299	220,701	285,211	122,163
5,079,488,862	3,603,262,961	19.87	3.62	0.99	67,558	47,924	68,155	68,101
375,776	371,001	-	-	2.61	1,396,937	1,379,185	535,294	533,773
375,776	371,001	-	-	2.61	1,396,937	1,379,185	535,294	533,773
-	-	-	-	-	-	-	-	-
13,049,321	9,828,484	-	31.42	1.02	33,469	25,208	32,914	14,159
671,065	547,368	-	18.59	11.97	1,118,442	912,280	93,463	69,728
12,378,256	9,281,116	66.81	31.42	1.00	31,797	23,841	31,797	13,573
6,072,186	5,177,925	-	57.84	1.00	5,993	5,111	5,993	4,524
-	-	-	-	-	-	-	-	-
6,072,186	5,177,925	62.56	57.84	1.00	5,993	5,111	5,993	4,524
53,946,820	38,816,848	-	53.07	1.00	39,402	28,351	39,402	1,902
-	-	-	-	-	-	-	-	-
53,946,820	38,816,848	18.65	53.07	1.00	39,402	28,351	39,402	1,902
46,206,244	36,313,445	-	-	1.00	18,320	14,398	18,301	1,896
-	-	-	-	-	-	-	-	-
46,206,244	36,313,445	-	-	1.00	18,320	14,398	18,301	1,896
584,669,397	414,527,710	-	17.81	1.67	132,003	93,590	79,016	67,406
442,273,105	328,025,994	-	15.79	6.74	854,841	634,020	126,803	117,303
142,396,292	86,501,716	3.40	17.97	1.00	36,401	22,113	36,404	29,040
2,577,861,853	1,951,845,863	-	10.00	1.00	29,838	22,592	29,771	27,219
25,279,689	18,739,210	-	-	11.09	1,162,017	861,375	104,748	103,954
2,552,582,163	1,933,106,653	0.00	10.00	1.00	29,553	22,381	29,562	27,022
21,349,882,269	15,541,109,678	-	-	1.00	42,703	31,085	42,703	2,291
21,340,666,717	15,535,508,767	-	-	1.00	42,791	31,151	42,791	2,291
9,215,552	5,600,910	-	-	1.00	7,463	4,536	7,463	2,568

Note : 1) Based on the date of service provide

2) Psychiatric hospital was newly added to provider type classification as per the amendment of the Medical Service Act (Article 3-2-3, March 5, 2021)

구 분 Division			청 구 건 수 Claims	일 수 Number of Days		원외처방횟수 Prescription times	원외처방일수 Prescription days
				입 내 원 Visit	요 양 급 여 Reimbursed		
<b>총 계 Total</b>			<b>77,762,540</b>	<b>80,831,712</b>	<b>187,270,855</b>	<b>-</b>	<b>-</b>
의료기관 및 보건기관 Medical institution and Community health agency	소 계 Subtotal	소계 Subtotal	43,535,270	46,604,442	50,086,060	34,267,434	137,535,833
		입원 Inpatient	1,009,523	4,118,118	6,302,899	24,951	91,369
		외래 Outpatient	42,525,747	42,486,324	43,783,161	34,242,483	137,444,464
	상 급 중 합 병 원 Tertiary hospital	소계 Subtotal	1,335,008	2,049,104	3,295,731	158,503	4,692,430
		입원 Inpatient	207,964	924,856	1,620,019	642	5,134
		외래 Outpatient	1,127,044	1,124,248	1,675,712	157,861	4,687,296
	종 합 병 원 General hospital	소계 Subtotal	2,166,025	2,680,401	3,346,656	853,982	5,269,911
		입원 Inpatient	221,713	743,599	1,199,156	4,471	15,506
		외래 Outpatient	1,944,312	1,936,802	2,147,500	849,511	5,254,405
	병 원 Hospital	소계 Subtotal	7,860,271	9,233,087	10,165,983	6,195,347	25,095,063
		입원 Inpatient	418,766	1,815,581	2,708,294	13,598	45,055
		외래 Outpatient	7,441,505	7,417,506	7,457,689	6,181,749	25,050,008
	요 양 병 원 Healthcare Institute	소계 Subtotal	45,765	59,305	62,004	8,097	36,454
		입원 Inpatient	7,219	20,760	22,257	165	1,081
		외래 Outpatient	38,546	38,545	39,747	7,932	35,373
	정 신 병 원 Psychiatric hospital	소계 Subtotal	2,845	3,651	6,222	105	1,086
		입원 Inpatient	70	876	2,020	-	-
		외래 Outpatient	2,775	2,775	4,202	105	1,086
	의 원 Clinic	소계 Subtotal	30,762,780	31,215,346	31,724,248	27,002,331	102,273,573
		입원 Inpatient	153,514	611,142	749,370	6,073	24,585
		외래 Outpatient	30,609,266	30,604,204	30,974,878	26,996,258	102,248,988
	치 과 병 원 Dental hospital	소계 Subtotal	53,992	54,101	54,407	2,550	7,103
		입원 Inpatient	84	205	503	-	-
		외래 Outpatient	53,908	53,896	53,904	2,550	7,103
	치 과 의 원 Dental clinic	소계 Subtotal	964,798	964,756	964,770	33,184	93,343
		입원 Inpatient	1	-	-	-	-
		외래 Outpatient	964,797	964,756	964,770	33,184	93,343
	조 산 원 Midwifery clinic	소계 Subtotal	-	-	-	-	-
		입원 Inpatient	-	-	-	-	-
		외래 Outpatient	-	-	-	-	-
	보 건 의 료 원 Hospitalized healthcenter	소계 Subtotal	11,267	11,267	12,233	9,313	45,872
		입원 Inpatient	-	-	-	-	-
		외래 Outpatient	11,267	11,267	12,233	9,313	45,872
	보 건 소 Health center	소계 Subtotal	2,930	2,930	2,937	2,161	11,458
		입원 Inpatient	-	-	-	-	-
		외래 Outpatient	2,930	2,930	2,937	2,161	11,458
	보 건 지 소 Health subcenter	소계 Subtotal	2,061	2,061	4,482	871	4,792
		입원 Inpatient	-	-	-	-	-
		외래 Outpatient	2,061	2,061	4,482	871	4,792
	보 건 진 료 소 Primary health carepost	소계 Subtotal	242	242	680	-	-
		입원 Inpatient	-	-	-	-	-
		외래 Outpatient	242	242	680	-	-
	한 방 병 원 Korean medicine hospital	소계 Subtotal	25,743	26,050	37,328	990	4,748
		입원 Inpatient	153	461	642	2	8
		외래 Outpatient	25,590	25,589	36,686	988	4,740
	한 의 원 Korean medicine clinic	소계 Subtotal	301,543	302,141	408,379	-	-
		입원 Inpatient	39	638	638	-	-
		외래 Outpatient	301,504	301,503	407,741	-	-
약 국 Pharmacy	소 계 Subtotal	소계 Subtotal	34,227,270	34,227,270	137,184,795	-	-
		처방 Prescription	34,226,908	34,226,908	137,183,799	-	-
		직접 Without prescription	362	362	996	-	-

주 : 1) 진료일 기준

2) 「의료법」 제 3 조제 2 항제 3 호 개정(2021.3.5. 시행)에 따라 요양기관 종별 구분으로 정신병원 신설

# 진료 현황(0~4세)

the type of institution (Ages 0~4)

(단위 : 건, 일, 회, 원)  
Unit : Claim, Day, Time, KRW

진 료 비 ( 천 원 ) Medical Expenses (KRW 1,000)		원 외 처방률 Prescription rate (%)	원외처방 횟수당 처방일수 Prescription days per prescription time	건 내원일수 Visits per Claim	건 당 진료비 Medical Expenses perclaim	건 당 금 여 비 Benefit per claim	일 당 진 료 비 Medical Expenses per day	
계 Total	금 여 비 Benefit						입 내 원 Visit	요 양 금 여 Reimbursed
<b>2,778,166,620</b>	<b>2,423,501,417</b>	-	-	<b>1.04</b>	<b>35,726</b>	<b>31,165</b>	<b>34,370</b>	<b>14,835</b>
2,313,712,469	2,047,235,616	-	4.01	1.07	53,146	47,025	49,646	46,195
1,247,167,882	1,181,853,740	-	3.66	4.08	1,235,403	1,170,705	302,849	197,872
1,066,544,587	865,381,876	80.60	4.01	1.00	25,080	20,350	25,103	24,360
759,781,128	701,920,979	-	29.60	1.53	569,121	525,780	370,787	230,535
645,189,928	618,991,066	-	8.00	4.45	3,102,412	2,976,434	697,611	398,261
114,591,200	82,929,913	14.04	29.69	1.00	101,674	73,582	101,927	68,384
349,141,408	311,469,166	-	6.17	1.24	161,190	143,798	130,257	104,325
249,374,283	237,560,290	-	3.47	3.35	1,124,762	1,071,477	335,361	207,958
99,767,126	73,908,876	43.86	6.19	1.00	51,312	38,013	51,511	46,457
470,028,423	409,404,218	-	4.05	1.17	59,798	52,085	50,907	46,235
282,083,365	258,337,969	-	3.31	4.34	673,606	616,903	155,368	104,155
187,945,058	151,066,249	83.34	4.05	1.00	25,256	20,300	25,338	25,202
4,201,615	3,767,280	-	4.50	1.30	91,808	82,318	70,848	67,764
2,912,605	2,698,841	-	6.55	2.88	403,464	373,852	140,299	130,862
1,289,010	1,068,440	20.58	4.46	1.00	33,441	27,719	33,442	32,430
152,712	123,816	-	10.34	1.28	53,677	43,521	41,827	24,544
45,044	41,516	-	-	12.51	643,487	593,079	51,420	22,299
107,668	82,300	3.78	10.34	1.00	38,799	29,658	38,799	25,623
672,129,977	573,841,844	-	3.79	1.01	21,849	18,654	21,532	21,187
67,367,171	64,053,709	-	4.05	3.98	438,834	417,250	110,232	89,898
604,762,805	509,788,134	88.21	3.79	1.00	19,758	16,655	19,761	19,524
3,014,522	2,249,173	-	2.79	1.00	55,833	41,658	55,720	55,407
102,738	91,082	-	-	2.44	1,223,077	1,084,309	501,163	204,251
2,911,783	2,158,091	4.73	2.79	1.00	54,014	40,033	54,026	54,018
46,109,526	37,027,349	-	2.81	1.00	47,792	38,378	47,794	47,793
19	16	-	-	-	19,450	15,560	-	-
46,109,507	37,027,333	3.44	2.81	1.00	47,792	38,378	47,794	47,793
-	-	-	-	-	-	-	-	-
-	-	-	-	-	-	-	-	-
-	-	-	-	-	-	-	-	-
239,216	196,776	-	4.93	1.00	21,232	17,465	21,232	19,555
-	-	-	-	-	-	-	-	-
239,216	196,776	82.66	4.93	1.00	21,232	17,465	21,232	19,555
16,477	14,703	-	5.30	1.00	5,623	5,018	5,623	5,610
-	-	-	-	-	-	-	-	-
16,477	14,703	73.75	5.30	1.00	5,623	5,018	5,623	5,610
15,872	13,940	-	5.50	1.00	7,701	6,764	7,701	3,541
-	-	-	-	-	-	-	-	-
15,872	13,940	42.26	5.50	1.00	7,701	6,764	7,701	3,541
1,834	1,621	-	-	1.00	7,578	6,697	7,578	2,697
-	-	-	-	-	-	-	-	-
1,834	1,621	-	-	1.00	7,578	6,697	7,578	2,697
498,459	381,297	-	4.80	1.01	19,363	14,812	19,135	13,353
57,183	46,684	-	4.00	3.01	373,745	305,124	124,041	89,070
441,276	334,613	3.86	4.80	1.00	17,244	13,076	17,245	12,028
8,381,301	6,823,454	-	-	1.00	27,795	22,628	27,740	20,523
35,546	32,568	-	-	16.36	911,426	835,088	55,714	55,714
8,345,755	6,790,886	-	-	1.00	27,680	22,523	27,681	20,468
464,454,151	376,265,800	-	-	1.00	13,570	10,993	13,570	3,386
464,451,262	376,264,049	-	-	1.00	13,570	10,993	13,570	3,386
2,889	1,751	-	-	1.00	7,981	4,838	7,981	2,901

Note : 1) Based on the date of service provided

2) Psychiatric hospital was newly added to provider type classification as per the amendment of the Medical Service Act (Article 3-2-3, March 5, 2021)

구 분 Division			청 구 건 수 Claims	일 수 Number of Days		원외처방횟수 Prescription times	원외처방일수 Prescription days
				입 내 원 Visit	요 양 급 여 Reimbursed		
<b>총 계 Total</b>			<b>60,540,226</b>	<b>61,147,388</b>	<b>152,252,872</b>	<b>-</b>	<b>-</b>
의료기관 및 보건기관 Medical institution and Community health agency	소 계 Subtotal	소계 Subtotal	37,508,407	38,115,569	44,613,712	23,104,078	107,848,165
		입원 Inpatient	291,734	926,364	1,785,726	7,783	33,038
		외래 Outpatient	37,216,673	37,189,205	42,827,986	23,096,295	107,815,127
	상 급 중 합 병 원 Tertiary hospital	소계 Subtotal	1,105,967	1,240,373	2,663,101	186,259	7,255,812
		입원 Inpatient	66,106	204,116	551,690	268	2,289
		외래 Outpatient	1,039,861	1,036,257	2,111,411	185,991	7,253,523
	종 합 병 원 General hospital	소계 Subtotal	2,108,356	2,246,932	3,090,428	531,734	4,856,496
		입원 Inpatient	82,052	232,159	436,033	2,094	7,540
		외래 Outpatient	2,026,304	2,014,773	2,654,395	529,640	4,848,956
	병 원 Hospital	소계 Subtotal	3,827,727	4,101,917	4,446,045	2,559,863	11,887,120
		입원 Inpatient	101,427	382,620	641,495	3,558	13,438
		외래 Outpatient	3,726,300	3,719,297	3,804,550	2,556,305	11,873,682
	요 양 병 원 Healthcare Institute	소계 Subtotal	56,135	65,587	126,412	5,330	32,853
		입원 Inpatient	7,986	17,439	18,202	48	904
		외래 Outpatient	48,149	48,148	108,210	5,282	31,949
	정 신 병 원 Psychiatric hospital	소계 Subtotal	21,381	23,215	317,343	2,114	55,995
		입원 Inpatient	362	2,198	6,194	-	-
		외래 Outpatient	21,019	21,017	311,149	2,114	55,995
	의 원 Clinic	소계 Subtotal	24,245,787	24,289,230	27,531,695	19,674,432	83,308,605
		입원 Inpatient	31,562	80,032	119,047	1,804	8,820
		외래 Outpatient	24,214,225	24,209,198	27,412,648	19,672,628	83,299,785
	치 과 병 원 Dental hospital	소계 Subtotal	265,498	266,612	271,402	10,412	33,765
		입원 Inpatient	1,145	2,277	7,019	2	8
		외래 Outpatient	264,353	264,335	264,383	10,410	33,757
	치 과 의 원 Dental clinic	소계 Subtotal	5,293,862	5,293,584	5,293,697	124,579	368,246
		입원 Inpatient	3	1	1	-	-
		외래 Outpatient	5,293,859	5,293,583	5,293,696	124,579	368,246
	조 산 원 Midwifery clinic	소계 Subtotal	-	-	-	-	-
		입원 Inpatient	-	-	-	-	-
		외래 Outpatient	-	-	-	-	-
	보 건 의 료 원 Hospitalized healthcenter	소계 Subtotal	7,830	7,830	8,623	5,970	30,612
		입원 Inpatient	-	-	-	-	-
		외래 Outpatient	7,830	7,830	8,623	5,970	30,612
	보 건 소 Health center	소계 Subtotal	5,873	5,873	6,002	1,729	9,995
		입원 Inpatient	-	-	-	-	-
		외래 Outpatient	5,873	5,873	6,002	1,729	9,995
	보 건 지 소 Health subcenter	소계 Subtotal	2,843	2,843	6,151	574	2,958
		입원 Inpatient	-	-	-	-	-
		외래 Outpatient	2,843	2,843	6,151	574	2,958
	보 건 진 료 소 Primary health carepost	소계 Subtotal	1,137	1,137	3,664	-	-
		입원 Inpatient	-	-	-	-	-
		외래 Outpatient	1,137	1,137	3,664	-	-
	한 방 병 원 Korean medicine hospital	소계 Subtotal	31,137	35,015	71,837	1,082	5,708
		입원 Inpatient	1,027	4,905	5,423	9	39
		외래 Outpatient	30,110	30,110	66,414	1,073	5,669
	한 의 원 Korean medicine clinic	소계 Subtotal	534,874	535,421	777,312	-	-
		입원 Inpatient	64	617	622	-	-
		외래 Outpatient	534,810	534,804	776,690	-	-
약 국 Pharmacy		소계 Subtotal	23,031,819	23,031,819	107,639,160	-	-
		처방 Prescription	23,030,444	23,030,444	107,635,312	-	-
		직접 Without prescription	1,375	1,375	3,848	-	-

주 : 1) 진료일 기준

2) 「의료법」 제 3 조제 2 항제 3 호 개정(2021.3.5. 시행)에 따라 요양기관 종별 구분으로 정신병원 신설

## 진료 현황(5~9세)

the type of institution (Ages 5~9)

(단위 : 건, 일, 회, 원)  
Unit : Claim, Day, Time, KRW

진료비 (천원) Medical Expenses (KRW 1,000)		원외 처방률 Prescription rate (%)	원외처방 횟수당 처방일수 Prescription days per prescription time	건 내원일수 Visits per Claim	건당 진료비 Medical Expenses per claim	건당 급여비 Benefit per claim	일당진료비 Medical Expenses per day	
계 Total	급여비 Benefit						입내원 Visit	요양급여 Reimbursed
2,020,652,460	1,487,906,818	-	-	1.01	33,377	24,577	33,046	13,272
1,632,597,442	1,202,669,529	-	4.67	1.02	43,526	32,064	42,833	36,594
279,209,275	252,561,005	-	4.24	3.18	957,068	865,724	301,403	156,356
1,353,388,167	950,108,524	62.10	4.67	1.00	36,365	25,529	36,392	31,601
241,747,673	169,682,932	-	38.96	1.12	218,585	153,425	194,899	90,777
118,579,271	107,634,970	-	8.54	3.09	1,793,775	1,628,218	580,941	214,938
123,168,402	62,047,962	17.95	39.00	1.00	118,447	59,669	118,859	58,335
213,137,177	141,308,744	-	9.13	1.07	101,092	67,023	94,857	68,967
64,636,598	58,331,504	-	3.60	2.83	787,752	710,909	278,415	148,238
148,500,580	82,977,240	26.29	9.16	0.99	73,286	40,950	73,706	55,945
212,970,437	162,034,699	-	4.64	1.07	55,639	42,332	51,920	47,901
77,940,905	70,086,952	-	3.78	3.77	768,443	691,009	203,703	121,499
135,029,532	91,947,747	68.73	4.64	1.00	36,237	24,675	36,305	35,492
4,560,291	3,753,142	-	6.16	1.17	81,238	66,859	69,530	36,075
2,547,071	2,353,100	-	18.83	2.18	318,942	294,653	146,056	139,934
2,013,220	1,400,042	10.97	6.05	1.00	41,812	29,077	41,813	18,605
1,730,556	1,204,504	-	26.49	1.09	80,939	56,335	74,545	5,453
138,938	126,629	-	-	6.07	383,807	349,805	63,211	22,431
1,591,617	1,077,875	10.06	26.49	1.00	75,723	51,281	75,730	5,115
639,938,361	490,526,014	-	4.23	1.00	26,394	20,231	26,347	23,244
13,634,931	12,561,285	-	4.89	2.54	432,005	397,988	170,368	114,534
626,303,430	477,964,729	81.26	4.23	1.00	25,865	19,739	25,870	22,847
17,552,948	11,604,492	-	3.24	1.00	66,113	43,708	65,837	64,675
1,099,248	954,005	-	4.00	1.99	960,042	833,192	482,761	156,610
16,453,700	10,650,487	3.94	3.24	1.00	62,241	40,289	62,246	62,234
284,688,344	210,961,586	-	2.96	1.00	53,777	39,850	53,780	53,779
200	160	-	-	0.33	66,553	53,247	199,660	199,660
284,688,144	210,961,426	2.35	2.96	1.00	53,777	39,850	53,780	53,779
-	-	-	-	-	-	-	-	-
-	-	-	-	-	-	-	-	-
-	-	-	-	-	-	-	-	-
200,680	146,142	-	5.13	1.00	25,630	18,664	25,630	23,273
-	-	-	-	-	-	-	-	-
200,680	146,142	76.25	5.13	1.00	25,630	18,664	25,630	23,273
33,309	28,040	-	5.78	1.00	5,672	4,774	5,672	5,550
-	-	-	-	-	-	-	-	-
33,309	28,040	29.44	5.78	1.00	5,672	4,774	5,672	5,550
22,333	19,194	-	5.15	1.00	7,855	6,751	7,855	3,631
-	-	-	-	-	-	-	-	-
22,333	19,194	20.19	5.15	1.00	7,855	6,751	7,855	3,631
9,510	8,518	-	-	1.00	8,365	7,491	8,365	2,596
-	-	-	-	-	-	-	-	-
9,510	8,518	-	-	1.00	8,365	7,491	8,365	2,596
1,361,805	959,993	-	5.28	1.12	43,736	30,831	38,892	18,957
583,041	469,337	-	4.33	4.78	567,713	456,998	118,867	107,513
778,764	490,656	3.56	5.28	1.00	25,864	16,295	25,864	11,726
14,644,017	10,431,530	-	-	1.00	27,378	19,503	27,350	18,839
49,071	43,064	-	-	9.64	766,742	672,872	79,532	78,893
14,594,945	10,388,467	-	-	1.00	27,290	19,425	27,290	18,791
388,055,019	285,237,289	-	-	1.00	16,849	12,384	16,849	3,605
388,046,095	285,231,808	-	-	1.00	16,849	12,385	16,849	3,605
8,923	5,481	-	-	1.00	6,490	3,986	6,490	2,319

Note : 1) Based on the date of service provided

2) Psychiatric hospital was newly added to provider type classification as per the amendment of the Medical Service Act (Article 3-2-3, March 5, 2021)

구 분 Division			청 구 건 수 Claims	일 수 Number of Days		원외처방횟수 Prescription times	원외처방일수 Prescription days
				입 내 원 Visit	요 양 급 여 Reimbursed		
<b>총 계 Total</b>			<b>42,221,071</b>	<b>42,867,979</b>	<b>114,864,671</b>	<b>-</b>	<b>-</b>
의료기관 및 보건기관 Medical institution and Community health agency	소 계 Subtotal	소계 Subtotal	27,412,436	28,059,344	35,835,319	15,075,197	79,922,544
		입원 Inpatient	215,316	889,491	1,715,888	5,109	24,429
		외래 Outpatient	27,197,120	27,169,853	34,119,431	15,070,088	79,898,115
	상 급 종 합 병 원 Tertiary hospital	소계 Subtotal	1,010,049	1,175,814	2,669,960	208,045	8,904,144
		입원 Inpatient	53,124	224,060	559,990	268	4,344
		외래 Outpatient	956,925	951,754	2,109,970	207,777	8,899,800
	종 합 병 원 General hospital	소계 Subtotal	1,850,001	2,041,522	3,084,928	436,021	5,239,013
		입원 Inpatient	79,497	281,428	531,772	2,001	7,313
		외래 Outpatient	1,770,504	1,760,094	2,553,156	434,020	5,231,700
	병 원 Hospital	소계 Subtotal	1,972,464	2,175,112	2,480,072	953,755	4,843,533
		입원 Inpatient	54,042	259,825	456,564	1,578	6,822
		외래 Outpatient	1,918,422	1,915,287	2,023,508	952,177	4,836,711
	요 양 병 원 Healthcare Institute	소계 Subtotal	39,293	50,506	86,883	5,256	35,134
		입원 Inpatient	6,254	17,468	18,133	37	374
		외래 Outpatient	33,039	33,038	68,750	5,219	34,760
	정 신 병 원 Psychiatric hospital	소계 Subtotal	32,114	54,030	527,537	3,829	90,005
		입원 Inpatient	2,379	24,296	34,085	12	80
		외래 Outpatient	29,735	29,734	493,452	3,817	89,925
	의 원 Clinic	소계 Subtotal	18,541,050	18,584,678	22,734,665	13,377,130	60,463,348
		입원 Inpatient	16,627	65,275	94,577	1,190	5,345
		외래 Outpatient	18,524,423	18,519,403	22,640,088	13,375,940	60,458,003
	치 과 병 원 Dental hospital	소계 Subtotal	164,763	165,556	168,328	7,929	43,628
		입원 Inpatient	565	1,378	4,096	5	26
		외래 Outpatient	164,198	164,178	164,232	7,924	43,602
	치 과 의 원 Dental clinic	소계 Subtotal	2,964,527	2,962,313	2,964,246	75,700	263,465
		입원 Inpatient	1	-	-	-	-
		외래 Outpatient	2,964,526	2,962,313	2,964,246	75,700	263,465
	조 산 원 Midwifery clinic	소계 Subtotal	-	-	-	-	-
		입원 Inpatient	-	-	-	-	-
		외래 Outpatient	-	-	-	-	-
	보 건 의 료 원 Hospitalized healthcenter	소계 Subtotal	6,430	6,434	7,270	4,277	23,928
		입원 Inpatient	1	5	12	-	-
		외래 Outpatient	6,429	6,429	7,258	4,277	23,928
	보 건 소 Health center	소계 Subtotal	3,567	3,567	3,800	1,243	7,273
		입원 Inpatient	-	-	-	-	-
		외래 Outpatient	3,567	3,567	3,800	1,243	7,273
	보 건 지 소 Health subcenter	소계 Subtotal	3,133	3,133	7,747	498	2,323
		입원 Inpatient	-	-	-	-	-
		외래 Outpatient	3,133	3,133	7,747	498	2,323
	보 건 진 료 소 Primary health carepost	소계 Subtotal	3,004	3,004	10,450	-	-
		입원 Inpatient	-	-	-	-	-
		외래 Outpatient	3,004	3,004	10,450	-	-
	한 방 병 원 Korean medicine hospital	소계 Subtotal	48,285	60,290	106,293	1,513	6,740
		입원 Inpatient	2,699	14,705	15,608	18	125
		외래 Outpatient	45,586	45,585	90,685	1,495	6,615
	한 의 원 Korean medicine clinic	소계 Subtotal	773,756	773,385	983,140	1	10
		입원 Inpatient	127	1,051	1,051	-	-
		외래 Outpatient	773,629	772,334	982,089	1	10
약 국 Pharmacy		소계 Subtotal	14,808,635	14,808,635	79,029,352	-	-
		처방 Prescription	14,803,384	14,803,384	79,014,106	-	-
		직접 Without prescription	5,251	5,251	15,246	-	-

주 : 1) 진료일 기준

2) 「의료법」 제 3 조제 2 항제 3 호 개정(2021.3.5. 시행)에 따라 요양기관 종별 구분으로 정신병원 신설



# 진료 현황(10~14세)

the type of institution (Ages 10~14)

(단위 : 건, 일, 회, 원)  
Unit : Claim, Day, Time, KRW

진 료 비 ( 천 원 ) Medical Expenses (KRW 1,000)		원 외 처방률 Prescription rate (%)	원외처방 횟수당 처방일수 Prescription days per prescription time	건 당 입내원일수 Visits per Claim	건 당 진료비 Medical Expenses perclaim	건 당 금 여 비 Benefit per claim	일 당 진 료 비 Medical Expenses per day	
계 Total	금 여 비 Benefit						입 내 원 Visit	요 양 금 여 Reimbursed
<b>1,732,128,944</b>	<b>1,268,991,918</b>	-	-	<b>1.02</b>	<b>41,025</b>	<b>30,056</b>	<b>40,406</b>	<b>15,080</b>
1,452,868,527	1,066,981,884	-	5.30	1.02	53,000	38,923	51,778	40,543
292,208,417	261,056,142	-	4.78	4.13	1,357,114	1,212,433	328,512	170,296
1,160,660,109	805,925,743	55.47	5.30	1.00	42,676	29,633	42,719	34,018
251,575,669	181,879,401	-	42.80	1.16	249,073	180,070	213,959	94,225
129,494,470	116,694,352	-	16.21	4.22	2,437,589	2,196,641	577,946	231,244
122,081,198	65,185,049	21.83	42.83	0.99	127,577	68,119	128,270	57,859
224,199,874	152,820,387	-	12.02	1.10	121,189	82,606	109,820	72,676
87,287,418	77,748,102	-	3.65	3.54	1,097,996	978,000	310,159	164,144
136,912,456	75,072,285	24.66	12.05	0.99	77,330	42,402	77,787	53,625
144,977,527	107,592,099	-	5.08	1.10	73,501	54,547	66,653	58,457
56,607,997	49,852,146	-	4.32	4.81	1,047,482	922,470	217,870	123,987
88,369,530	57,739,953	49.71	5.08	1.00	46,064	30,098	46,139	43,671
3,936,543	3,237,277	-	6.68	1.29	100,184	82,388	77,942	45,309
2,396,498	2,199,258	-	10.11	2.79	383,194	351,656	137,194	132,162
1,540,045	1,038,019	15.80	6.66	1.00	46,613	31,418	46,614	22,401
5,266,854	4,063,906	-	23.51	1.68	164,005	126,546	97,480	9,984
2,602,963	2,251,266	-	6.67	10.21	1,094,142	946,308	107,135	76,367
2,663,892	1,812,640	12.84	23.56	1.00	89,588	60,960	89,591	5,398
606,286,360	461,483,921	-	4.52	1.00	32,700	24,890	32,623	26,668
11,259,686	10,210,058	-	4.49	3.93	677,193	614,065	172,496	119,053
595,026,674	451,273,863	72.23	4.52	1.00	32,121	24,361	32,130	26,282
10,481,120	6,734,985	-	5.50	1.00	63,613	40,877	63,309	62,266
613,549	536,204	-	5.20	2.44	1,085,927	949,033	445,246	149,792
9,867,571	6,198,782	4.83	5.50	1.00	60,096	37,752	60,103	60,083
177,833,247	129,740,146	-	3.48	1.00	59,987	43,764	60,032	59,993
64	57	-	-	-	63,730	57,360	-	-
177,833,184	129,740,089	2.56	3.48	1.00	59,987	43,764	60,032	59,993
-	-	-	-	-	-	-	-	-
-	-	-	-	-	-	-	-	-
-	-	-	-	-	-	-	-	-
191,671	136,852	-	5.59	1.00	29,809	21,283	29,790	26,365
291	247	-	-	5.00	290,520	246,620	58,104	24,210
191,381	136,605	66.53	5.59	1.00	29,768	21,248	29,768	26,368
20,606	17,588	-	5.85	1.00	5,777	4,931	5,777	5,423
-	-	-	-	-	-	-	-	-
20,606	17,588	34.85	5.85	1.00	5,777	4,931	5,777	5,423
26,658	23,022	-	4.66	1.00	8,509	7,348	8,509	3,441
-	-	-	-	-	-	-	-	-
26,658	23,022	15.90	4.66	1.00	8,509	7,348	8,509	3,441
26,537	23,936	-	-	1.00	8,834	7,968	8,834	2,539
-	-	-	-	-	-	-	-	-
26,537	23,936	-	-	1.00	8,834	7,968	8,834	2,539
3,343,933	2,376,912	-	4.45	1.25	69,254	49,227	55,464	31,460
1,839,873	1,473,684	-	6.94	5.45	681,687	546,011	125,119	117,880
1,504,060	903,228	3.28	4.42	1.00	32,994	19,814	32,995	16,586
24,701,928	16,851,453	-	10.00	1.00	31,925	21,779	31,940	25,126
105,610	90,769	-	-	8.28	831,571	714,713	100,485	100,485
24,596,318	16,760,684	0.00	10.00	1.00	31,793	21,665	31,847	25,045
279,260,417	202,010,034	-	-	1.00	18,858	13,641	18,858	3,534
279,221,939	201,986,510	-	-	1.00	18,862	13,645	18,862	3,534
38,478	23,524	-	-	1.00	7,328	4,480	7,328	2,524

Note : 1) Based on the date of service provided

2) Psychiatric hospital was newly added to provider type classification as per the amendment of the Medical Service Act (Article 3-2-3, March 5, 2021)

제III-15-4표

Table III-15-4

## 요양기관종별

Current status of benefit cost by

구 분 Division			청 구 건 수 Claims	일 수 Number of Days		원외처방횟수 Prescription times	원외처방일수 Prescription days
				입 내 원 Visit	요 양 급 여 Reimbursed		
<b>총 계 Total</b>			<b>39,217,110</b>	<b>40,161,523</b>	<b>121,791,409</b>	<b>-</b>	<b>-</b>
의료기관 및 보건기관 Medical institution and Community health agency	소 계 Subtotal	소계 Subtotal	25,734,359	26,678,772	37,607,211	15,222,596	90,562,024
		입원 Inpatient	257,266	1,225,213	2,336,575	6,982	46,634
		외래 Outpatient	25,477,093	25,453,559	35,270,636	15,215,614	90,515,390
	상 급 종 합 병 원 Tertiary hospital	소계 Subtotal	787,961	990,026	2,759,704	251,622	11,233,693
		입원 Inpatient	58,388	266,243	647,752	454	11,401
		외래 Outpatient	729,573	723,783	2,111,952	251,168	11,222,292
	종 합 병 원 General hospital	소계 Subtotal	1,662,282	1,986,432	3,268,941	493,952	7,780,759
		입원 Inpatient	105,092	438,616	819,548	2,354	10,015
		외래 Outpatient	1,557,190	1,547,816	2,449,393	491,598	7,770,744
	병 원 Hospital	소계 Subtotal	1,558,247	1,795,673	2,152,718	714,970	4,549,856
		입원 Inpatient	51,152	290,294	550,105	1,006	5,903
		외래 Outpatient	1,507,095	1,505,379	1,602,613	713,964	4,543,953
	요 양 병 원 Healthcare Institute	소계 Subtotal	37,539	54,715	64,583	7,450	53,985
		입원 Inpatient	5,272	22,449	22,937	5	153
		외래 Outpatient	32,267	32,266	41,646	7,445	53,832
	정 신 병 원 Psychiatric hospital	소계 Subtotal	63,637	144,215	871,954	7,292	115,286
		입원 Inpatient	8,011	88,591	118,763	38	262
		외래 Outpatient	55,626	55,624	753,191	7,254	115,024
	의 원 Clinic	소계 Subtotal	18,276,419	18,333,906	24,855,630	13,418,311	65,504,737
		입원 Inpatient	23,235	84,542	138,459	3,060	18,465
		외래 Outpatient	18,253,184	18,249,364	24,717,171	13,415,251	65,486,272
	치 과 병 원 Dental hospital	소계 Subtotal	162,975	163,745	166,443	31,805	180,299
		입원 Inpatient	467	1,248	3,791	17	109
		외래 Outpatient	162,508	162,497	162,652	31,788	180,190
	치 과 의 원 Dental clinic	소계 Subtotal	2,008,784	2,008,681	2,009,178	289,180	1,092,182
		입원 Inpatient	15	15	23	13	65
		외래 Outpatient	2,008,769	2,008,666	2,009,155	289,167	1,092,117
	조 산 원 Midwifery clinic	소계 Subtotal	-	-	-	-	-
		입원 Inpatient	-	-	-	-	-
		외래 Outpatient	-	-	-	-	-
	보 건 의 료 원 Hospitalized healthcenter	소계 Subtotal	4,934	4,934	5,517	3,072	19,166
		입원 Inpatient	-	-	-	-	-
		외래 Outpatient	4,934	4,934	5,517	3,072	19,166
	보 건 소 Health center	소계 Subtotal	4,234	4,234	4,673	1,966	14,554
		입원 Inpatient	-	-	-	-	-
		외래 Outpatient	4,234	4,234	4,673	1,966	14,554
	보 건 지 소 Health subcenter	소계 Subtotal	2,735	2,735	6,793	583	4,582
		입원 Inpatient	-	-	-	-	-
		외래 Outpatient	2,735	2,735	6,793	583	4,582
	보 건 진 료 소 Primary health carepost	소계 Subtotal	3,655	3,655	13,585	-	-
		입원 Inpatient	-	-	-	-	-
		외래 Outpatient	3,655	3,655	13,585	-	-
	한 방 병 원 Korean medicine hospital	소계 Subtotal	75,240	100,456	130,682	2,393	12,925
		입원 Inpatient	5,326	30,549	32,498	35	261
		외래 Outpatient	69,914	69,907	98,184	2,358	12,664
	한 의 원 Korean medicine clinic	소계 Subtotal	1,085,717	1,085,365	1,296,810	-	-
		입원 Inpatient	308	2,666	2,699	-	-
		외래 Outpatient	1,085,409	1,082,699	1,294,111	-	-
약 국 Pharmacy	소 계 Subtotal	소계 Subtotal	13,482,751	13,482,751	84,184,198	-	-
		처방 Prescription	13,473,189	13,473,189	84,156,446	-	-
		직접 Without prescription	9,562	9,562	27,752	-	-

주 : 1) 진료일 기준

2) 「의료법」 제 3 조제 2 항제 3 호 개정(2021.3.5. 시행)에 따라 요양기관 종별 구분으로 정신병원 신설

# 진료 현황(15~19세)

the type of institution (Ages 15~19)

(단위 : 건, 일, 회, 원)  
Unit : Claim, Day, Time, KRW

진 료 비 ( 천 원 ) Medical Expenses (KRW 1,000)		원 외 처방률 Prescription rate (%)	원외처방 횟수당 처방일수 Prescription days per prescription time	건 당 입내원일수 Visits per Claim	건 당 진료비 Medical Expenses perclaim	건 당 금 여 비 Benefit per claim	일 당 진 료 비 Medical Expenses per day	
계 Total	금 여 비 Benefit						입 내 원 Visit	요 양 금 여 Reimbursed
<b>1,685,842,523</b>	<b>1,235,968,495</b>	-	-	<b>1.02</b>	<b>42,987</b>	<b>31,516</b>	<b>41,977</b>	<b>13,842</b>
1,425,494,289	1,047,529,640	-	5.95	1.04	55,393	40,705	53,432	37,905
386,793,793	309,848,290	-	6.68	4.76	1,503,478	1,204,389	315,695	165,539
1,038,700,496	737,681,350	59.78	5.95	1.00	40,770	28,955	40,808	29,449
250,897,555	186,128,741	-	44.65	1.26	318,414	236,216	253,425	90,915
147,357,437	122,019,084	-	25.11	4.56	2,523,762	2,089,797	553,470	227,491
103,540,119	64,109,656	34.70	44.68	0.99	141,919	87,873	143,054	49,026
252,500,669	173,729,703	-	15.75	1.20	151,900	104,513	127,113	77,242
133,931,722	106,267,041	-	4.25	4.17	1,274,424	1,011,181	305,351	163,421
118,568,947	67,462,662	31.76	15.81	0.99	76,143	43,323	76,604	48,407
134,544,661	95,649,042	-	6.36	1.15	86,344	61,382	74,927	62,500
68,641,439	52,762,478	-	5.87	5.68	1,341,911	1,031,484	236,455	124,779
65,903,222	42,886,564	47.43	6.36	1.00	43,729	28,456	43,778	41,122
3,898,762	2,955,271	-	7.25	1.46	103,859	78,725	71,256	60,368
2,454,383	2,019,883	-	30.60	4.26	465,551	383,134	109,331	107,005
1,444,380	935,388	23.07	7.23	1.00	44,763	28,989	44,765	34,682
13,725,326	10,285,111	-	15.81	2.27	215,682	161,622	95,173	15,741
9,296,996	7,218,679	-	6.89	11.06	1,160,529	901,096	104,943	78,282
4,428,330	3,066,432	13.04	15.86	1.00	79,609	55,126	79,612	5,879
623,889,810	476,660,369	-	4.88	1.00	34,136	26,081	34,029	25,101
20,293,810	15,991,385	-	6.03	3.64	873,416	688,246	240,044	146,569
603,596,000	460,668,984	73.51	4.88	1.00	33,068	25,238	33,075	24,420
9,955,369	6,139,768	-	5.67	1.00	61,085	37,673	60,798	59,812
620,461	483,997	-	6.41	2.67	1,328,610	1,036,397	497,164	163,667
9,334,909	5,655,770	19.56	5.67	1.00	57,443	34,803	57,447	57,392
91,666,280	65,821,685	-	3.78	1.00	45,633	32,767	45,635	45,624
3,741	2,988	-	5.00	1.00	249,417	199,185	249,417	162,663
91,662,539	65,818,697	14.40	3.78	1.00	45,631	32,766	45,634	45,622
-	-	-	-	-	-	-	-	-
-	-	-	-	-	-	-	-	-
-	-	-	-	-	-	-	-	-
162,340	116,663	-	6.24	1.00	32,902	23,645	32,902	29,425
-	-	-	-	-	-	-	-	-
162,340	116,663	62.26	6.24	1.00	32,902	23,645	32,902	29,425
24,192	20,709	-	7.40	1.00	5,714	4,891	5,714	5,177
-	-	-	-	-	-	-	-	-
24,192	20,709	46.43	7.40	1.00	5,714	4,891	5,714	5,177
22,927	19,577	-	7.86	1.00	8,383	7,158	8,383	3,375
-	-	-	-	-	-	-	-	-
22,927	19,577	21.32	7.86	1.00	8,383	7,158	8,383	3,375
33,725	30,492	-	-	1.00	9,227	8,343	9,227	2,483
-	-	-	-	-	-	-	-	-
33,725	30,492	-	-	1.00	9,227	8,343	9,227	2,483
6,424,435	4,347,113	-	5.40	1.34	85,386	57,777	63,953	49,161
3,909,431	2,872,200	-	7.46	5.74	734,028	539,279	127,972	120,298
2,515,004	1,474,914	3.37	5.37	1.00	35,973	21,096	35,976	25,615
37,748,238	25,625,394	-	-	1.00	34,768	23,602	34,779	29,109
284,374	210,554	-	-	8.66	923,294	683,616	106,667	105,363
37,463,864	25,414,840	-	-	1.00	34,516	23,415	34,602	28,949
260,348,234	188,438,855	-	-	1.00	19,310	13,976	19,310	3,093
260,273,825	188,393,455	-	-	1.00	19,318	13,983	19,318	3,093
74,409	45,400	-	-	1.00	7,782	4,748	7,782	2,681

Note : 1) Based on the date of service provided

2) Psychiatric hospital was newly added to provider type classification as per the amendment of the Medical Service Act (Article 3-2-3, March 5, 2021)

구 분 Division			청 구 건 수 Claims	일 수 Number of Days		원외처방횟수 Prescription times	원외처방일수 Prescription days
				입 내 원 Visit	요 양 급 여 Reimbursed		
<b>총 계 Total</b>			<b>43,366,889</b>	<b>44,686,943</b>	<b>157,641,462</b>	<b>-</b>	<b>-</b>
의료기관 및 보건기관 Medical institution and Community health agency	소 계 Subtotal	소계 Subtotal	29,088,414	30,408,468	49,698,303	15,014,390	111,561,381
		입원 Inpatient	346,451	1,702,187	3,176,186	11,579	79,209
		외래 Outpatient	28,741,963	28,706,281	46,522,117	15,002,811	111,482,172
	상 급 종 합 병 원 Tertiary hospital	소계 Subtotal	1,144,897	1,379,496	3,806,345	362,337	16,932,008
		입원 Inpatient	71,090	313,386	741,310	609	10,494
		외래 Outpatient	1,073,807	1,066,110	3,065,035	361,728	16,921,514
	종 합 병 원 General hospital	소계 Subtotal	2,360,718	2,778,593	4,792,281	656,214	12,551,378
		입원 Inpatient	141,815	577,173	1,099,910	3,405	16,189
		외래 Outpatient	2,218,903	2,201,420	3,692,371	652,809	12,535,189
	병 원 Hospital	소계 Subtotal	1,914,928	2,224,688	2,871,782	813,624	6,485,615
		입원 Inpatient	63,764	376,622	766,187	800	5,474
		외래 Outpatient	1,851,164	1,848,066	2,105,595	812,824	6,480,141
	요 양 병 원 Healthcare Institute	소계 Subtotal	37,846	69,603	83,659	8,773	77,485
		입원 Inpatient	3,100	34,859	35,798	10	305
		외래 Outpatient	34,746	34,744	47,861	8,763	77,180
	정 신 병 원 Psychiatric hospital	소계 Subtotal	105,053	296,832	1,662,533	13,023	234,048
		입원 Inpatient	12,663	204,453	246,362	89	874
		외래 Outpatient	92,390	92,379	1,416,171	12,934	233,174
	의 원 Clinic	소계 Subtotal	18,491,333	18,573,734	31,125,465	12,464,780	72,520,305
		입원 Inpatient	42,615	129,964	212,989	6,484	44,584
		외래 Outpatient	18,448,718	18,443,770	30,912,476	12,458,296	72,475,721
	치 과 병 원 Dental hospital	소계 Subtotal	294,592	295,646	300,908	72,190	372,574
		입원 Inpatient	661	1,734	5,387	41	363
		외래 Outpatient	293,931	293,912	295,521	72,149	372,211
	치 과 의 원 Dental clinic	소계 Subtotal	3,192,353	3,192,147	3,193,511	613,784	2,306,550
		입원 Inpatient	90	91	217	51	257
		외래 Outpatient	3,192,263	3,192,056	3,193,294	613,733	2,306,293
	조 산 원 Midwifery clinic	소계 Subtotal	1	3	3	-	-
		입원 Inpatient	1	3	3	-	-
		외래 Outpatient	-	-	-	-	-
	보 건 의 료 원 Hospitalized healthcenter	소계 Subtotal	5,312	5,323	6,918	3,122	22,995
		입원 Inpatient	2	13	13	-	-
		외래 Outpatient	5,310	5,310	6,905	3,122	22,995
	보 건 소 Health center	소계 Subtotal	5,119	5,119	5,467	2,211	24,195
		입원 Inpatient	-	-	-	-	-
		외래 Outpatient	5,119	5,119	5,467	2,211	24,195
	보 건 지 소 Health subcenter	소계 Subtotal	4,183	4,183	11,931	709	8,448
		입원 Inpatient	-	-	-	-	-
		외래 Outpatient	4,183	4,183	11,931	709	8,448
	보 건 진 료 소 Primary health carepost	소계 Subtotal	5,201	5,203	20,092	-	-
		입원 Inpatient	-	-	-	-	-
		외래 Outpatient	5,201	5,203	20,092	-	-
	한 방 병 원 Korean medicine hospital	소계 Subtotal	113,974	161,910	189,049	3,623	25,780
		입원 Inpatient	9,994	57,940	62,040	90	669
		외래 Outpatient	103,980	103,970	127,009	3,533	25,111
	한 의 원 Korean medicine clinic	소계 Subtotal	1,412,904	1,415,988	1,628,359	-	-
		입원 Inpatient	656	5,949	5,970	-	-
		외래 Outpatient	1,412,248	1,410,039	1,622,389	-	-
약 국 Pharmacy		소계 Subtotal	14,278,475	14,278,475	107,943,159	-	-
		처방 Prescription	14,262,259	14,262,259	107,896,607	-	-
		직접 Without prescription	16,216	16,216	46,552	-	-

주 : 1) 진료일 기준

2) 「의료법」 제 3 조제 2 항제 3 호 개정(2021.3.5. 시행)에 따라 요양기관 종별 구분으로 정신병원 신설

## 진료 현황(20~24세)

the type of institution (Ages 20~24)

(단위 : 건, 일, 회, 원)  
Unit : Claim, Day, Time, KRW

진료비 (천원) Medical Expenses (KRW 1,000)		원외 처방률 Prescription rate (%)	원외처방 횟수당 처방일수 Prescription days per prescription time	건 내원일수 Visits per Claim	건당 진료비 Medical Expenses per claim	건당 급여비 Benefit per claim	일당진료비 Medical Expenses per day	
계 Total	급여비 Benefit						입내원 Visit	요양급여 Reimbursed
<b>2,266,921,850</b>	<b>1,634,133,587</b>	-	-	<b>1.03</b>	<b>52,273</b>	<b>37,682</b>	<b>50,729</b>	<b>14,380</b>
1,947,303,268	1,402,895,295	-	7.43	1.05	66,944	48,229	64,038	39,182
522,755,153	406,620,298	-	6.84	4.91	1,508,886	1,173,673	307,108	164,586
1,424,548,115	996,274,997	52.26	7.43	1.00	49,563	34,663	49,625	30,621
326,174,135	236,597,954	-	46.73	1.20	284,894	206,654	236,444	85,692
170,537,536	136,835,663	-	17.23	4.41	2,398,896	1,924,823	544,177	230,049
155,636,600	99,762,291	33.93	46.78	0.99	144,939	92,905	145,985	50,778
351,913,971	239,171,677	-	19.13	1.18	149,071	101,313	126,652	73,434
177,532,212	137,049,254	-	4.75	4.07	1,251,858	966,395	307,589	161,406
174,381,759	102,122,423	29.65	19.20	0.99	78,589	46,024	79,213	47,228
192,303,219	134,301,741	-	7.97	1.16	100,423	70,134	86,441	66,963
99,561,056	74,347,341	-	6.84	5.91	1,561,399	1,165,977	264,353	129,944
92,742,163	59,954,400	43.98	7.97	1.00	50,099	32,387	50,183	44,046
5,058,622	3,790,352	-	8.83	1.84	133,663	100,152	72,678	60,467
3,494,222	2,772,657	-	30.50	11.24	1,127,168	894,405	100,239	97,609
1,564,400	1,017,695	25.22	8.81	1.00	45,024	29,290	45,026	32,686
27,445,066	20,718,747	-	17.97	2.83	261,250	197,222	92,460	16,508
20,414,055	15,706,495	-	9.82	16.15	1,612,103	1,240,345	99,847	82,862
7,031,011	5,012,253	14.00	18.03	1.00	76,101	54,251	76,110	4,965
795,790,266	597,562,159	-	5.82	1.00	43,036	32,316	42,845	25,567
42,232,243	33,392,771	-	6.88	3.05	991,018	783,592	324,953	198,284
753,558,023	564,169,387	67.55	5.82	1.00	40,846	30,580	40,857	24,377
19,636,674	11,857,103	-	5.16	1.00	66,657	40,249	66,420	65,258
900,454	682,951	-	8.85	2.62	1,362,261	1,033,209	519,293	167,153
18,736,219	11,174,152	24.55	5.16	1.00	63,744	38,016	63,748	63,401
166,128,704	116,470,410	-	3.76	1.00	52,040	36,484	52,043	52,021
25,789	20,607	-	5.04	1.01	286,545	228,965	283,396	118,844
166,102,915	116,449,803	19.23	3.76	1.00	52,033	36,479	52,036	52,016
1,445	1,417	-	-	3.00	1,445,430	1,416,730	481,810	481,810
1,445	1,417	-	-	3.00	1,445,430	1,416,730	481,810	481,810
-	-	-	-	-	-	-	-	-
198,243	142,123	-	7.37	1.00	37,320	26,755	37,243	28,656
585	450	-	-	6.50	292,425	224,970	44,988	44,988
197,658	141,673	58.79	7.37	1.00	37,224	26,680	37,224	28,625
28,950	24,562	-	10.94	1.00	5,655	4,798	5,655	5,295
-	-	-	-	-	-	-	-	-
28,950	24,562	43.19	10.94	1.00	5,655	4,798	5,655	5,295
38,147	31,975	-	11.92	1.00	9,119	7,644	9,119	3,197
-	-	-	-	-	-	-	-	-
38,147	31,975	16.95	11.92	1.00	9,119	7,644	9,119	3,197
49,090	44,333	-	-	1.00	9,439	8,524	9,435	2,443
-	-	-	-	-	-	-	-	-
49,090	44,333	-	-	1.00	9,439	8,524	9,435	2,443
11,206,989	7,574,100	-	7.12	1.42	98,329	66,455	69,217	59,281
7,387,306	5,325,769	-	7.43	5.80	739,174	532,897	127,499	119,073
3,819,684	2,248,331	3.40	7.11	1.00	36,735	21,623	36,738	30,074
51,329,747	34,606,643	-	-	1.00	36,329	24,493	36,250	31,522
668,250	484,923	-	-	9.07	1,018,674	739,211	112,330	111,935
50,661,497	34,121,720	-	-	1.00	35,873	24,161	35,929	31,226
319,618,582	231,238,292	-	-	1.00	22,385	16,195	22,385	2,961
319,492,680	231,161,898	-	-	1.00	22,401	16,208	22,401	2,961
125,902	76,395	-	-	1.00	7,764	4,711	7,764	2,705

Note : 1) Based on the date of service provided

2) Psychiatric hospital was newly added to provider type classification as per the amendment of the Medical Service Act (Article 3-2-3, March 5, 2021)

제III-15-6표

Table III-15-6

## 요양기관종별

Current status of benefit cost by

구 분 Division			청 구 건 수 Claims	일 수 Number of Days		원외처방횟수 Prescription times	원외처방일수 Prescription days
				입 내 원 Visit	요 양 급 여 Reimbursed		
<b>총 계 Total</b>			<b>56,737,370</b>	<b>58,362,612</b>	<b>217,672,813</b>	<b>-</b>	<b>-</b>
의료기관 및 보건기관 Medical institution and Community health agency	소 계 Subtotal	소계 Subtotal	38,400,480	40,025,722	66,379,395	19,014,938	154,328,339
		입원 Inpatient	459,016	2,128,895	4,031,962	15,658	110,086
		외래 Outpatient	37,941,464	37,896,827	62,347,433	18,999,280	154,218,253
	상 급 중 합 병 원 Tertiary hospital	소계 Subtotal	1,515,686	1,782,145	4,804,673	446,151	22,360,229
		입원 Inpatient	88,434	362,893	907,073	770	12,723
		외래 Outpatient	1,427,252	1,419,252	3,897,600	445,381	22,347,506
	종 합 병 원 General hospital	소계 Subtotal	2,968,024	3,380,537	5,849,777	843,473	17,666,165
		입원 Inpatient	161,761	595,515	1,242,794	3,857	19,246
		외래 Outpatient	2,806,263	2,785,022	4,606,983	839,616	17,646,919
	병 원 Hospital	소계 Subtotal	2,939,647	3,349,764	4,195,091	1,193,046	10,777,649
		입원 Inpatient	96,933	511,767	1,021,988	1,341	10,665
		외래 Outpatient	2,842,714	2,837,997	3,173,103	1,191,705	10,766,984
	요 양 병 원 Healthcare Institute	소계 Subtotal	51,225	102,723	124,482	13,070	132,244
		입원 Inpatient	4,387	55,887	57,783	7	271
		외래 Outpatient	46,838	46,836	66,699	13,063	131,973
	정 신 병 원 Psychiatric hospital	소계 Subtotal	120,156	394,608	2,126,463	15,325	303,073
		입원 Inpatient	17,108	291,648	336,519	72	932
		외래 Outpatient	103,048	102,960	1,789,944	15,253	302,141
	의 원 Clinic	소계 Subtotal	24,141,542	24,283,775	42,121,021	15,774,167	100,092,960
		입원 Inpatient	75,892	225,764	370,169	9,402	64,729
		외래 Outpatient	24,065,650	24,058,011	41,750,852	15,764,765	100,028,231
	치 과 병 원 Dental hospital	소계 Subtotal	303,264	304,173	308,241	65,693	346,945
		입원 Inpatient	510	1,438	4,268	29	178
		외래 Outpatient	302,754	302,735	303,973	65,664	346,767
	치 과 의 원 Dental clinic	소계 Subtotal	3,818,275	3,818,037	3,819,976	647,240	2,440,950
		입원 Inpatient	75	75	197	41	213
		외래 Outpatient	3,818,200	3,817,962	3,819,779	647,199	2,440,737
	조 산 원 Midwifery clinic	소계 Subtotal	22	65	65	-	-
		입원 Inpatient	22	65	65	-	-
		외래 Outpatient	-	-	-	-	-
	보 건 의 료 원 Hospitalized healthcenter	소계 Subtotal	6,632	6,644	8,830	4,034	34,608
		입원 Inpatient	3	15	15	-	-
		외래 Outpatient	6,629	6,629	8,815	4,034	34,608
	보 건 소 Health center	소계 Subtotal	8,275	8,275	10,260	4,188	78,385
		입원 Inpatient	-	-	-	-	-
		외래 Outpatient	8,275	8,275	10,260	4,188	78,385
	보 건 지 소 Health subcenter	소계 Subtotal	7,703	7,703	23,859	1,821	38,308
		입원 Inpatient	-	-	-	-	-
		외래 Outpatient	7,703	7,703	23,859	1,821	38,308
	보 건 진 료 소 Primary health carepost	소계 Subtotal	7,922	7,925	32,254	-	-
		입원 Inpatient	-	-	-	-	-
		외래 Outpatient	7,922	7,925	32,254	-	-
	한 방 병 원 Korean medicine hospital	소계 Subtotal	187,957	251,786	304,209	6,730	56,823
		입원 Inpatient	13,166	77,006	84,227	139	1,129
		외래 Outpatient	174,791	174,780	219,982	6,591	55,694
	한 의 원 Korean medicine clinic	소계 Subtotal	2,324,150	2,327,562	2,650,194	-	-
		입원 Inpatient	725	6,822	6,864	-	-
		외래 Outpatient	2,323,425	2,320,740	2,643,330	-	-
약 국 Pharmacy		소계 Subtotal	18,336,890	18,336,890	151,293,418	-	-
		처방 Prescription	18,312,117	18,312,117	151,222,410	-	-
		직접 Without prescription	24,773	24,773	71,008	-	-

주 : 1) 진료일 기준

2) 「의료법」 제 3 조제 2 항제 3 호 개정(2021.3.5. 시행)에 따라 요양기관 종별 구분으로 정신병원 신설

## 진료 현황(25~29세)

the type of institution (Ages 25~29)

(단위 : 건, 일, 회, 원)  
Unit : Claim, Day, Time, KRW

진료비 (천원) Medical Expenses (KRW 1,000)		원외 처방률 Prescription rate (%)	원외처방 횟수당 처방일수 Prescription days per prescription time	건 내원일수 Visits per Claim	건당 진료비 Medical Expenses per claim	건당 급여비 Benefit per claim	일당진료비 Medical Expenses per day	
계 Total	급여비 Benefit						입내원 Visit	요양급여 Reimbursed
<b>3,165,484,444</b>	<b>2,304,156,258</b>	-	-	<b>1.03</b>	<b>55,792</b>	<b>40,611</b>	<b>54,238</b>	<b>14,542</b>
2,737,497,987	1,994,078,312	-	8.12	1.04	71,288	51,928	68,393	41,240
726,163,429	577,519,930	-	7.03	4.64	1,582,000	1,258,169	341,099	180,102
2,011,334,559	1,416,558,381	50.13	8.12	1.00	53,012	37,335	53,074	32,260
423,640,410	308,649,624	-	50.12	1.18	279,504	203,637	237,714	88,173
217,367,812	175,639,182	-	16.52	4.10	2,457,967	1,986,105	598,986	239,637
206,272,598	133,010,442	31.38	50.18	0.99	144,524	93,193	145,339	52,923
453,688,612	311,165,233	-	20.94	1.14	152,859	104,839	134,206	77,557
220,267,754	171,779,647	-	4.99	3.68	1,361,686	1,061,935	369,878	177,236
233,420,858	139,385,586	30.15	21.02	0.99	83,179	49,669	83,813	50,667
318,261,350	231,784,765	-	9.03	1.14	108,265	78,848	95,010	75,865
156,326,893	123,341,572	-	7.95	5.28	1,612,731	1,272,441	305,465	152,964
161,934,457	108,443,193	41.99	9.03	1.00	56,965	38,148	57,059	51,033
7,598,037	5,783,599	-	10.12	2.01	148,327	112,906	73,966	61,037
5,608,229	4,457,398	-	38.71	12.74	1,278,374	1,016,047	100,349	97,057
1,989,809	1,326,201	27.89	10.10	1.00	42,483	28,315	42,485	29,833
36,556,872	28,198,039	-	19.78	3.28	304,245	234,679	92,641	17,191
28,305,285	22,138,540	-	12.94	17.05	1,654,506	1,294,046	97,053	84,112
8,251,587	6,059,499	14.81	19.81	1.00	80,075	58,803	80,144	4,610
1,173,216,464	885,813,752	-	6.35	1.01	48,597	36,693	48,313	27,853
87,153,166	72,102,330	-	6.88	2.97	1,148,384	950,065	386,037	235,442
1,086,063,298	813,711,422	65.53	6.35	1.00	45,129	33,812	45,144	26,013
18,953,271	11,468,621	-	5.28	1.00	62,498	37,817	62,311	61,488
718,223	543,190	-	6.14	2.82	1,408,280	1,065,078	499,460	168,281
18,235,048	10,925,431	21.69	5.28	1.00	60,231	36,087	60,234	59,989
201,788,152	141,541,874	-	3.77	1.00	52,848	37,070	52,851	52,824
26,588	21,265	-	5.20	1.00	354,501	283,534	354,501	134,962
201,761,565	141,520,609	16.95	3.77	1.00	52,842	37,065	52,845	52,820
31,049	30,627	-	-	2.95	1,411,315	1,392,138	477,676	477,676
31,049	30,627	-	-	2.95	1,411,315	1,392,138	477,676	477,676
-	-	-	-	-	-	-	-	-
233,693	168,266	-	8.58	1.00	35,237	25,372	35,174	26,466
1,269	860	-	-	5.00	423,027	286,697	84,605	84,605
232,424	167,406	60.85	8.58	1.00	35,062	25,254	35,062	26,367
49,718	42,173	-	18.72	1.00	6,008	5,096	6,008	4,846
-	-	-	-	-	-	-	-	-
49,718	42,173	50.61	18.72	1.00	6,008	5,096	6,008	4,846
72,386	60,444	-	21.04	1.00	9,397	7,847	9,397	3,034
-	-	-	-	-	-	-	-	-
72,386	60,444	23.64	21.04	1.00	9,397	7,847	9,397	3,034
77,272	69,415	-	-	1.00	9,754	8,762	9,750	2,396
-	-	-	-	-	-	-	-	-
77,272	69,415	-	-	1.00	9,754	8,762	9,750	2,396
15,924,275	10,635,526	-	8.44	1.34	84,723	56,585	63,245	52,346
9,599,935	6,913,686	-	8.12	5.85	729,146	525,117	124,665	113,977
6,324,340	3,721,840	3.77	8.45	1.00	36,182	21,293	36,185	28,749
87,406,426	58,666,356	-	-	1.00	37,608	25,242	37,553	32,981
757,227	551,635	-	-	9.41	1,044,451	760,876	110,998	110,319
86,649,199	58,114,721	-	-	1.00	37,294	25,013	37,337	32,780
427,986,457	310,077,946	-	-	1.00	23,340	16,910	23,340	2,829
427,796,922	309,962,970	-	-	1.00	23,361	16,927	23,361	2,829
189,535	114,976	-	-	1.00	7,651	4,641	7,651	2,669

Note : 1) Based on the date of service provided

2) Psychiatric hospital was newly added to provider type classification as per the amendment of the Medical Service Act (Article 3-2-3, March 5, 2021)

제III-15-7표  
Table III-15-7

요양기관종별

Current status of benefit cost by

구 분 Division			청 구 건 수 Claims	일 수 Number of Days		원외처방횟수 Prescription times	원외처방일수 Prescription days
				입 내 원 Visit	요 양 급 여 Reimbursed		
<b>총 계 Total</b>			<b>60,752,836</b>	<b>62,848,953</b>	<b>254,969,645</b>	<b>-</b>	<b>-</b>
의료기관 및 보건기관 Medical institution and Community health agency	소 계 Subtotal	소계 Subtotal	41,468,218	43,564,335	69,674,735	19,832,715	187,640,039
		입원 Inpatient	563,729	2,704,111	5,022,267	16,403	128,278
		외래 Outpatient	40,904,489	40,860,224	64,652,468	19,816,312	187,511,761
	상 급 중 합 병 원 Tertiary hospital	소계 Subtotal	1,680,995	2,027,588	5,137,042	484,733	26,803,837
		입원 Inpatient	104,176	458,845	1,126,967	952	20,499
		외래 Outpatient	1,576,819	1,568,743	4,010,075	483,781	26,783,338
	종 합 병 원 General hospital	소계 Subtotal	3,156,240	3,619,766	6,256,399	921,224	23,073,510
		입원 Inpatient	166,886	648,906	1,365,332	3,435	20,379
		외래 Outpatient	2,989,354	2,970,860	4,891,067	917,789	23,053,131
	병 원 Hospital	소계 Subtotal	4,128,608	4,738,015	5,844,637	1,519,494	16,381,028
		입원 Inpatient	149,646	763,889	1,432,143	2,385	20,490
		외래 Outpatient	3,978,962	3,974,126	4,412,494	1,517,109	16,360,538
	요 양 병 원 Healthcare Institute	소계 Subtotal	51,460	117,156	146,538	13,637	174,463
		입원 Inpatient	5,650	71,349	73,592	31	992
		외래 Outpatient	45,810	45,807	72,946	13,606	173,471
	정 신 병 원 Psychiatric hospital	소계 Subtotal	114,494	400,386	2,187,371	13,463	284,263
		입원 Inpatient	17,046	303,000	347,034	76	937
		외래 Outpatient	97,448	97,386	1,840,337	13,387	283,326
	의 원 Clinic	소계 Subtotal	25,454,437	25,696,437	42,649,693	16,245,308	118,276,719
		입원 Inpatient	102,402	353,681	562,351	9,249	62,063
		외래 Outpatient	25,352,035	25,342,756	42,087,342	16,236,059	118,214,656
	치 과 병 원 Dental hospital	소계 Subtotal	249,426	250,124	253,442	47,491	257,586
		입원 Inpatient	385	1,099	3,214	42	304
		외래 Outpatient	249,041	249,025	250,228	47,449	257,282
	치 과 의 원 Dental clinic	소계 Subtotal	3,585,176	3,584,938	3,587,061	569,722	2,129,084
		입원 Inpatient	30	29	60	19	101
		외래 Outpatient	3,585,146	3,584,909	3,587,001	569,703	2,128,983
	조 산 원 Midwifery clinic	소계 Subtotal	90	235	235	-	-
		입원 Inpatient	90	235	235	-	-
		외래 Outpatient	-	-	-	-	-
	보 건 의 료 원 Hospitalized healthcenter	소계 Subtotal	6,703	6,754	8,881	4,185	50,399
		입원 Inpatient	4	55	59	3	55
		외래 Outpatient	6,699	6,699	8,822	4,182	50,344
	보 건 소 Health center	소계 Subtotal	8,899	8,899	10,420	4,346	99,919
		입원 Inpatient	-	-	-	-	-
		외래 Outpatient	8,899	8,899	10,420	4,346	99,919
	보 건 지 소 Health subcenter	소계 Subtotal	7,048	7,048	24,730	1,632	38,093
		입원 Inpatient	-	-	-	-	-
		외래 Outpatient	7,048	7,048	24,730	1,632	38,093
	보 건 진 료 소 Primary health carepost	소계 Subtotal	9,338	9,342	39,045	-	-
		입원 Inpatient	-	-	-	-	-
		외래 Outpatient	9,338	9,342	39,045	-	-
	한 방 병 원 Korean medicine hospital	소계 Subtotal	225,440	303,883	353,229	7,480	71,138
		입원 Inpatient	16,573	95,034	103,232	211	2,458
		외래 Outpatient	208,867	208,849	249,997	7,269	68,680
	한 의 원 Korean medicine clinic	소계 Subtotal	2,789,864	2,793,764	3,176,012	-	-
		입원 Inpatient	841	7,989	8,048	-	-
		외래 Outpatient	2,789,023	2,785,775	3,167,964	-	-
약 국 Pharmacy		소계 Subtotal	19,284,618	19,284,618	185,294,910	-	-
		처방 Prescription	19,253,779	19,253,779	185,206,436	-	-
		직접 Without prescription	30,839	30,839	88,474	-	-

주 : 1) 진료일 기준

2) 「의료법」 제 3 조제 2 항제 3 호 개정(2021.3.5. 시행)에 따라 요양기관 종별 구분으로 정신병원 신설



## 진료 현황(30~34세)

the type of institution (Ages 30~34)

(단위 : 건, 일, 회, 원)  
Unit : Claim, Day, Time, KRW

진료비 (천원) Medical Expenses (KRW 1,000)		원외 처방률 Prescription rate (%)	원외처방 횟수당 처방일수 Prescription days per prescription time	건 내원일수 Visits per Claim	건당 진료비 Medical Expenses per claim	건당 급여비 Benefit per claim	일당진료비 Medical Expenses per day	
계 Total	급여비 Benefit						입내원 Visit	요양급여 Reimbursed
<b>3,802,546,686</b>	<b>2,812,030,288</b>	-	-	<b>1.03</b>	<b>62,590</b>	<b>46,286</b>	<b>60,503</b>	<b>14,914</b>
3,321,187,905	2,462,962,060	-	9.46	1.05	80,090	59,394	76,236	47,667
995,943,587	814,657,808	-	7.82	4.80	1,766,706	1,445,123	368,307	198,306
2,325,244,319	1,648,304,252	48.50	9.46	1.00	56,846	40,296	56,907	35,965
516,735,094	386,671,729	-	55.30	1.21	307,398	230,026	254,852	100,590
282,905,056	232,028,426	-	21.53	4.40	2,715,645	2,227,273	616,559	251,032
233,830,039	154,643,303	30.84	55.36	0.99	148,292	98,073	149,056	58,311
535,641,855	376,779,041	-	25.05	1.15	169,709	119,376	147,977	85,615
267,615,085	213,151,193	-	5.93	3.89	1,603,580	1,277,226	412,410	196,007
268,026,770	163,627,848	30.89	25.12	0.99	89,660	54,737	90,219	54,799
523,244,959	397,170,784	-	10.78	1.15	126,736	96,200	110,435	89,526
256,672,030	212,430,500	-	8.59	5.10	1,715,195	1,419,553	336,007	179,222
266,572,929	184,740,285	38.17	10.78	1.00	66,996	46,429	67,077	60,413
9,521,538	7,392,179	-	12.79	2.28	185,028	143,649	81,272	64,977
7,373,905	5,862,775	-	32.00	12.63	1,305,116	1,037,659	103,350	100,200
2,147,633	1,529,404	29.70	12.75	1.00	46,881	33,386	46,884	29,441
37,288,804	29,081,212	-	21.11	3.50	325,683	253,998	93,132	17,047
29,274,746	23,063,192	-	12.33	17.78	1,717,397	1,352,997	96,616	84,357
8,014,057	6,018,020	13.75	21.16	1.00	82,239	61,756	82,292	4,355
1,370,147,661	1,040,110,827	-	7.28	1.01	53,827	40,862	53,321	32,126
138,781,515	118,435,932	-	6.71	3.45	1,355,262	1,156,578	392,392	246,788
1,231,366,146	921,674,895	64.07	7.28	1.00	48,571	36,355	48,588	29,257
14,938,571	9,084,553	-	5.42	1.00	59,892	36,422	59,725	58,943
580,452	445,464	-	7.24	2.85	1,507,667	1,157,050	528,164	180,601
14,358,119	8,639,089	19.05	5.42	1.00	57,654	34,689	57,657	57,380
188,742,953	132,564,586	-	3.74	1.00	52,645	36,976	52,649	52,618
5,303	4,237	-	5.32	0.97	176,756	141,233	182,851	88,378
188,737,650	132,560,349	15.89	3.74	1.00	52,644	36,975	52,648	52,617
117,177	115,488	-	-	2.61	1,301,971	1,283,203	498,627	498,627
117,177	115,488	-	-	2.61	1,301,971	1,283,203	498,627	498,627
-	-	-	-	-	-	-	-	-
232,223	169,591	-	12.04	1.01	34,645	25,301	34,383	26,148
6,701	5,935	-	18.33	13.75	1,675,310	1,483,628	121,841	113,580
225,522	163,656	62.43	12.04	1.00	33,665	24,430	33,665	25,564
52,761	44,835	-	22.99	1.00	5,929	5,038	5,929	5,063
-	-	-	-	-	-	-	-	-
52,761	44,835	48.84	22.99	1.00	5,929	5,038	5,929	5,063
71,306	58,505	-	23.34	1.00	10,117	8,301	10,117	2,883
-	-	-	-	-	-	-	-	-
71,306	58,505	23.16	23.34	1.00	10,117	8,301	10,117	2,883
92,781	83,486	-	-	1.00	9,936	8,940	9,932	2,376
-	-	-	-	-	-	-	-	-
92,781	83,486	-	-	1.00	9,936	8,940	9,932	2,376
19,408,990	12,992,245	-	9.51	1.35	86,094	57,631	63,870	54,947
11,731,379	8,472,387	-	11.65	5.73	707,861	511,216	123,444	113,641
7,677,611	4,519,859	3.48	9.45	1.00	36,758	21,640	36,762	30,711
104,951,234	70,642,998	-	-	1.00	37,619	25,321	37,566	33,045
880,239	642,280	-	-	9.50	1,046,657	763,710	110,181	109,374
104,070,995	70,000,718	-	-	1.00	37,314	25,099	37,358	32,851
481,358,781	349,068,228	-	-	1.00	24,961	18,101	24,961	2,598
481,125,365	348,926,628	-	-	1.00	24,989	18,123	24,989	2,598
233,416	141,600	-	-	1.00	7,569	4,592	7,569	2,638

Note : 1) Based on the date of service provided

2) Psychiatric hospital was newly added to provider type classification as per the amendment of the Medical Service Act (Article 3-2-3, March 5, 2021)

구 분 Division			청 구 건 수 Claims	일 수 Number of Days		원외처방횟수 Prescription times	원외처방일수 Prescription days
				입 내 원 Visit	요 양 급 여 Reimbursed		
<b>총 계 Total</b>			<b>66,813,735</b>	<b>69,105,764</b>	<b>331,281,991</b>	<b>-</b>	<b>-</b>
의료기관 및 보건기관 Medical institution and Community health agency	소 계 Subtotal	소계 Subtotal	44,707,166	46,999,195	74,384,129	22,581,233	259,393,916
		입원 Inpatient	580,656	2,918,729	5,585,618	16,791	145,961
		외래 Outpatient	44,126,510	44,080,466	68,798,511	22,564,442	259,247,955
	상 급 종 합 병 원 Tertiary hospital	소계 Subtotal	1,925,661	2,325,639	5,538,749	570,912	36,327,168
		입원 Inpatient	115,185	523,597	1,340,171	1,357	29,671
		외래 Outpatient	1,810,476	1,802,042	4,198,578	569,555	36,297,497
	종 합 병 원 General hospital	소계 Subtotal	3,569,806	4,112,665	7,216,714	1,122,509	35,070,686
		입원 Inpatient	178,758	743,013	1,604,841	3,661	28,616
		외래 Outpatient	3,391,048	3,369,652	5,611,873	1,118,848	35,042,070
	병 원 Hospital	소계 Subtotal	4,006,426	4,606,399	5,906,837	1,689,892	20,866,908
		입원 Inpatient	142,592	747,201	1,488,761	2,603	23,783
		외래 Outpatient	3,863,834	3,859,198	4,418,076	1,687,289	20,843,125
	요 양 병 원 Healthcare Institute	소계 Subtotal	71,094	193,564	252,995	17,453	292,432
		입원 Inpatient	11,662	134,134	140,313	3	36
		외래 Outpatient	59,432	59,430	112,682	17,450	292,396
	정 신 병 원 Psychiatric hospital	소계 Subtotal	119,689	415,004	2,368,057	14,327	313,543
		입원 Inpatient	16,958	312,329	360,570	83	920
		외래 Outpatient	102,731	102,675	2,007,487	14,244	312,623
	의 원 Clinic	소계 Subtotal	27,597,516	27,796,713	44,977,873	18,477,965	163,649,036
		입원 Inpatient	88,782	296,494	474,807	8,674	58,000
		외래 Outpatient	27,508,734	27,500,219	44,503,066	18,469,291	163,591,036
	치 과 병 원 Dental hospital	소계 Subtotal	224,548	225,297	228,107	43,633	237,100
		입원 Inpatient	376	1,141	3,195	38	282
		외래 Outpatient	224,172	224,156	224,912	43,595	236,818
	치 과 의 원 Dental clinic	소계 Subtotal	3,650,198	3,649,947	3,652,641	624,984	2,308,324
		입원 Inpatient	11	11	37	3	15
		외래 Outpatient	3,650,187	3,649,936	3,652,604	624,981	2,308,309
	조 산 원 Midwifery clinic	소계 Subtotal	115	298	299	-	-
		입원 Inpatient	115	298	299	-	-
		외래 Outpatient	-	-	-	-	-
	보 건 의 료 원 Hospitalized healthcenter	소계 Subtotal	7,004	7,030	12,064	4,492	61,022
		입원 Inpatient	4	30	46	-	-
		외래 Outpatient	7,000	7,000	12,018	4,492	61,022
	보 건 소 Health center	소계 Subtotal	9,582	9,582	11,159	4,693	132,960
		입원 Inpatient	-	-	-	-	-
		외래 Outpatient	9,582	9,582	11,159	4,693	132,960
	보 건 지 소 Health subcenter	소계 Subtotal	7,418	7,418	26,870	1,389	37,090
		입원 Inpatient	-	-	-	-	-
		외래 Outpatient	7,418	7,418	26,870	1,389	37,090
	보 건 진 료 소 Primary health carepost	소계 Subtotal	13,010	13,019	57,173	-	-
		입원 Inpatient	-	-	-	-	-
		외래 Outpatient	13,010	13,019	57,173	-	-
	한 방 병 원 Korean medicine hospital	소계 Subtotal	269,868	392,550	451,297	8,984	97,647
		입원 Inpatient	24,912	147,607	159,535	369	4,638
		외래 Outpatient	244,956	244,943	291,762	8,615	93,009
	한 의 원 Korean medicine clinic	소계 Subtotal	3,235,231	3,244,070	3,683,294	-	-
		입원 Inpatient	1,301	12,874	13,043	-	-
		외래 Outpatient	3,233,930	3,231,196	3,670,251	-	-
약 국 Pharmacy		소계 Subtotal	22,106,569	22,106,569	256,897,862	-	-
		처방 Prescription	22,058,633	22,058,633	256,759,126	-	-
		직접 Without prescription	47,936	47,936	138,736	-	-

주 : 1) 진료일 기준

2) 「의료법」 제 3 조제 2 항제 3 호 개정(2021.3.5. 시행)에 따라 요양기관 종별 구분으로 정신병원 신설

## 진료 현황(35~39세)

the type of institution (Ages 35~39)

(단위 : 건, 일, 회, 원)  
Unit : Claim, Day, Time, KRW

진료비 (천원) Medical Expenses (KRW 1,000)		원외 처방률 Prescription rate (%)	원외처방 횟수당 처방일수 Prescription days per prescription time	건 내원일수 Visits per Claim	건당 진료비 Medical Expenses per claim	건당 급여비 Benefit per claim	일당진료비 Medical Expenses per day	
계 Total	급여비 Benefit						입내원 Visit	요양급여 Reimbursed
<b>4,174,088,213</b>	<b>3,063,893,849</b>	-	-	<b>1.03</b>	<b>62,474</b>	<b>45,857</b>	<b>60,401</b>	<b>12,600</b>
3,552,206,817	2,613,466,410	-	11.49	1.05	79,455	58,457	75,580	47,755
1,067,131,568	862,852,059	-	8.69	5.03	1,837,803	1,485,995	365,615	191,050
2,485,075,248	1,750,614,351	51.19	11.49	1.00	56,317	39,673	56,376	36,121
626,278,753	475,499,755	-	63.63	1.21	325,228	246,928	269,293	113,072
347,828,950	286,149,526	-	21.87	4.55	3,019,742	2,484,260	664,307	259,541
278,449,803	189,350,230	31.61	63.73	1.00	153,799	104,586	154,519	66,320
626,508,065	441,473,086	-	31.24	1.15	175,502	123,669	152,336	86,813
316,653,229	251,811,091	-	7.82	4.16	1,771,407	1,408,670	426,175	197,311
309,854,836	189,661,995	33.20	31.32	0.99	91,374	55,930	91,955	55,214
480,779,408	353,599,533	-	12.35	1.15	120,002	88,258	104,372	81,394
230,667,636	185,130,384	-	9.14	5.24	1,617,676	1,298,322	308,709	154,939
250,111,772	168,469,149	43.72	12.35	1.00	64,732	43,602	64,809	56,611
16,280,541	12,936,070	-	16.76	2.72	229,000	181,957	84,109	64,351
13,220,541	10,658,276	-	12.00	11.50	1,133,643	913,932	98,562	94,222
3,060,000	2,277,794	29.36	16.76	1.00	51,487	38,326	51,489	27,156
38,361,470	30,012,617	-	21.88	3.47	320,510	250,755	92,436	16,200
30,138,800	23,817,815	-	11.08	18.42	1,777,261	1,404,518	96,497	83,587
8,222,669	6,194,802	13.87	21.95	1.00	80,041	60,301	80,084	4,096
1,413,636,408	1,058,646,500	-	8.86	1.01	51,223	38,360	50,856	31,430
107,988,788	90,257,956	-	6.69	3.34	1,216,337	1,016,624	364,219	227,437
1,305,647,619	968,388,544	67.16	8.86	1.00	47,463	35,203	47,478	29,338
13,206,022	8,041,247	-	5.43	1.00	58,812	35,811	58,616	57,894
573,575	440,135	-	7.42	3.03	1,525,465	1,170,572	502,695	179,523
12,632,447	7,601,112	19.45	5.43	1.00	56,352	33,907	56,356	56,166
189,910,176	133,274,462	-	3.69	1.00	52,027	36,512	52,031	51,993
2,787	2,229	-	5.00	1.00	253,332	202,667	253,332	75,315
189,907,389	133,272,232	17.12	3.69	1.00	52,027	36,511	52,030	51,992
171,641	169,505	-	-	2.59	1,492,530	1,473,959	575,976	574,050
171,641	169,505	-	-	2.59	1,492,530	1,473,959	575,976	574,050
-	-	-	-	-	-	-	-	-
249,043	179,738	-	13.58	1.00	35,557	25,662	35,426	20,644
2,101	1,580	-	-	7.50	525,145	394,978	70,019	45,665
246,943	178,158	64.17	13.58	1.00	35,278	25,451	35,278	20,548
55,040	46,791	-	28.33	1.00	5,744	4,883	5,744	4,932
-	-	-	-	-	-	-	-	-
55,040	46,791	48.98	28.33	1.00	5,744	4,883	5,744	4,932
76,608	62,413	-	26.70	1.00	10,327	8,414	10,327	2,851
-	-	-	-	-	-	-	-	-
76,608	62,413	18.72	26.70	1.00	10,327	8,414	10,327	2,851
133,598	119,380	-	-	1.00	10,269	9,176	10,262	2,337
-	-	-	-	-	-	-	-	-
133,598	119,380	-	-	1.00	10,269	9,176	10,262	2,337
27,632,987	18,804,208	-	10.87	1.45	102,394	69,679	70,394	61,230
18,474,229	13,384,491	-	12.57	5.93	741,580	537,271	125,158	115,800
9,158,758	5,419,717	3.52	10.80	1.00	37,389	22,125	37,391	31,391
118,927,058	80,601,106	-	-	1.00	36,760	24,914	36,660	32,288
1,409,292	1,029,070	-	-	9.90	1,083,238	790,984	109,468	108,050
117,517,765	79,572,035	-	-	1.00	36,339	24,605	36,370	32,019
621,881,396	450,427,439	-	-	1.00	28,131	20,375	28,131	2,421
621,513,740	450,204,392	-	-	1.00	28,176	20,409	28,176	2,421
367,656	223,047	-	-	1.00	7,670	4,653	7,670	2,650

Note : 1) Based on the date of service provided

2) Psychiatric hospital was newly added to provider type classification as per the amendment of the Medical Service Act (Article 3-2-3, March 5, 2021)

구 분 Division			청 구 건 수 Claims	일 수 Number of Days		원외처방횟수 Prescription times	원외처방일수 Prescription days
				입 내 원 Visit	요 양 급 여 Reimbursed		
<b>총 계 Total</b>			<b>81,579,298</b>	<b>84,447,494</b>	<b>495,592,398</b>	<b>-</b>	<b>-</b>
의료기관 및 보건기관 Medical institution and Community health agency	소 계 Subtotal	소계 Subtotal	54,063,237	56,931,433	90,269,103	28,015,948	408,501,637
		입원 Inpatient	686,437	3,609,763	7,109,278	20,042	194,052
		외래 Outpatient	53,376,800	53,321,670	83,159,825	27,995,906	408,307,585
	상 급 종 합 병 원 Tertiary hospital	소계 Subtotal	2,567,947	3,074,459	7,256,614	794,271	56,695,140
		입원 Inpatient	144,986	663,092	1,779,054	2,204	50,156
		외래 Outpatient	2,422,961	2,411,367	5,477,560	792,067	56,644,984
	종 합 병 원 General hospital	소계 Subtotal	4,524,776	5,233,559	9,517,985	1,570,613	58,767,353
		입원 Inpatient	219,591	954,667	2,130,572	4,421	37,904
		외래 Outpatient	4,305,185	4,278,892	7,387,413	1,566,192	58,729,449
	병 원 Hospital	소계 Subtotal	4,142,164	4,823,950	6,626,916	1,961,319	30,214,429
		입원 Inpatient	150,301	836,589	1,783,764	2,925	28,993
		외래 Outpatient	3,991,863	3,987,361	4,843,152	1,958,394	30,185,436
	요 양 병 원 Healthcare Institute	소계 Subtotal	117,660	381,359	510,940	26,471	540,224
		입원 Inpatient	26,298	290,012	304,638	31	522
		외래 Outpatient	91,362	91,347	206,302	26,440	539,702
	정 신 병 원 Psychiatric hospital	소계 Subtotal	144,399	489,427	2,938,014	17,879	425,160
		입원 Inpatient	19,381	364,569	416,753	72	1,496
		외래 Outpatient	125,018	124,858	2,521,261	17,807	423,664
	의 원 Clinic	소계 Subtotal	32,999,615	33,169,078	52,864,626	22,719,063	257,810,128
		입원 Inpatient	85,637	264,366	437,381	9,684	65,843
		외래 Outpatient	32,913,978	32,904,712	52,427,245	22,709,379	257,744,285
	치 과 병 원 Dental hospital	소계 Subtotal	252,565	253,487	256,645	52,015	287,483
		입원 Inpatient	384	1,321	3,573	37	310
		외래 Outpatient	252,181	252,166	253,072	51,978	287,173
	치 과 의 원 Dental clinic	소계 Subtotal	4,444,094	4,443,816	4,447,532	844,508	3,089,004
		입원 Inpatient	7	9	9	5	31
		외래 Outpatient	4,444,087	4,443,807	4,447,523	844,503	3,088,973
	조 산 원 Midwifery clinic	소계 Subtotal	41	101	102	-	-
		입원 Inpatient	41	101	102	-	-
		외래 Outpatient	-	-	-	-	-
	보 건 의 료 원 Hospitalized healthcenter	소계 Subtotal	9,398	9,491	19,090	5,983	103,644
		입원 Inpatient	10	103	113	-	-
		외래 Outpatient	9,388	9,388	18,977	5,983	103,644
	보 건 소 Health center	소계 Subtotal	15,210	15,210	19,485	8,646	314,805
		입원 Inpatient	-	-	-	-	-
		외래 Outpatient	15,210	15,210	19,485	8,646	314,805
	보 건 지 소 Health subcenter	소계 Subtotal	12,418	12,418	55,252	2,483	86,077
		입원 Inpatient	-	-	-	-	-
		외래 Outpatient	12,418	12,418	55,252	2,483	86,077
	보 건 진 료 소 Primary health carepost	소계 Subtotal	19,032	19,054	87,719	-	-
		입원 Inpatient	-	-	-	-	-
		외래 Outpatient	19,032	19,054	87,719	-	-
	한 방 병 원 Korean medicine hospital	소계 Subtotal	359,821	541,572	622,119	12,697	168,190
		입원 Inpatient	38,329	220,109	238,309	663	8,797
		외래 Outpatient	321,492	321,463	383,810	12,034	159,393
	한 의 원 Korean medicine clinic	소계 Subtotal	4,454,097	4,464,452	5,046,064	-	-
		입원 Inpatient	1,472	14,825	15,010	-	-
		외래 Outpatient	4,452,625	4,449,627	5,031,054	-	-
약 국 Pharmacy		소계 Subtotal	27,516,061	27,516,061	405,323,295	-	-
		처방 Prescription	27,439,287	27,439,287	405,100,612	-	-
		직접 Without prescription	76,774	76,774	222,683	-	-

주 : 1) 진료일 기준

2) 「의료법」 제 3 조제 2 항제 3 호 개정(2021.3.5. 시행)에 따라 요양기관 종별 구분으로 정신병원 신설

## 진료 현황(40~44세)

the type of institution (Ages 40~44)

(단위 : 건, 일, 회, 원)  
Unit : Claim, Day, Time, KRW

진료비 (천원) Medical Expenses (KRW 1,000)		원외 처방률 Prescription rate (%)	원외처방 횟수당 처방일수 Prescription days per prescription time	건 내원일수 Visits per Claim	건당 진료비 Medical Expenses per claim	건당 급여비 Benefit per claim	일당진료비 Medical Expenses per day	
계 Total	급여비 Benefit						입내원 Visit	요양급여 Reimbursed
<b>5,171,833,209</b>	<b>3,771,355,796</b>	-	-	<b>1.04</b>	<b>63,396</b>	<b>46,229</b>	<b>61,243</b>	<b>10,436</b>
4,254,255,022	3,105,925,920	-	14.58	1.05	78,690	57,450	74,726	47,129
1,303,060,675	1,036,142,637	-	9.68	5.26	1,898,296	1,509,450	360,982	183,290
2,951,194,347	2,069,783,283	52.50	14.58	1.00	55,290	38,777	55,347	35,488
866,809,549	665,379,492	-	71.38	1.20	337,550	259,110	281,939	119,451
480,963,856	394,663,290	-	22.76	4.57	3,317,312	2,721,389	725,335	270,348
385,845,693	270,816,202	32.85	71.52	1.00	159,246	111,771	160,011	70,441
814,804,951	577,510,509	-	37.42	1.16	180,076	127,633	155,689	85,607
422,603,150	334,629,826	-	8.57	4.35	1,924,501	1,523,878	442,671	198,352
392,201,801	242,880,682	36.60	37.50	0.99	91,100	56,416	91,660	53,091
468,049,931	326,716,159	-	15.41	1.16	112,996	78,876	97,026	70,629
227,458,541	172,309,997	-	9.91	5.57	1,513,353	1,146,433	271,888	127,516
240,591,390	154,406,163	49.12	15.41	1.00	60,270	38,680	60,339	49,677
31,493,786	25,079,508	-	20.41	3.24	267,668	213,152	82,583	61,639
26,799,145	21,525,837	-	16.84	11.03	1,019,056	818,535	92,407	87,970
4,694,641	3,553,670	28.94	20.41	1.00	51,385	38,897	51,393	22,756
44,304,490	34,728,021	-	23.78	3.39	306,820	240,500	90,523	15,080
34,759,768	27,523,725	-	20.78	18.81	1,793,497	1,420,140	95,345	83,406
9,544,721	7,204,296	14.26	23.79	1.00	76,347	57,626	76,445	3,786
1,587,132,755	1,171,170,700	-	11.35	1.01	48,095	35,490	47,850	30,023
80,595,109	63,656,232	-	6.80	3.09	941,125	743,326	304,862	184,268
1,506,537,646	1,107,514,468	69.02	11.35	1.00	45,772	33,649	45,785	28,736
14,653,497	8,940,680	-	5.53	1.00	58,019	35,400	57,808	57,096
660,509	513,585	-	8.38	3.44	1,720,075	1,337,460	500,007	184,861
13,992,988	8,427,095	20.61	5.52	1.00	55,488	33,417	55,491	55,293
229,014,536	160,632,462	-	3.66	1.00	51,532	36,145	51,536	51,492
3,735	2,965	-	6.20	1.29	533,541	423,520	414,977	414,977
229,010,801	160,629,497	19.00	3.66	1.00	51,532	36,145	51,535	51,492
54,463	53,963	-	-	2.46	1,328,377	1,316,182	539,242	533,956
54,463	53,963	-	-	2.46	1,328,377	1,316,182	539,242	533,956
-	-	-	-	-	-	-	-	-
320,978	229,784	-	17.32	1.01	34,154	24,450	33,819	16,814
5,224	3,860	-	-	10.30	522,360	385,992	50,715	46,227
315,755	225,924	63.73	17.32	1.00	33,634	24,065	33,634	16,639
89,870	76,596	-	36.41	1.00	5,909	5,036	5,909	4,612
-	-	-	-	-	-	-	-	-
89,870	76,596	56.84	36.41	1.00	5,909	5,036	5,909	4,612
144,805	115,613	-	34.67	1.00	11,661	9,310	11,661	2,621
-	-	-	-	-	-	-	-	-
144,805	115,613	20.00	34.67	1.00	11,661	9,310	11,661	2,621
201,739	179,074	-	-	1.00	10,600	9,409	10,588	2,300
-	-	-	-	-	-	-	-	-
201,739	179,074	-	-	1.00	10,600	9,409	10,588	2,300
39,594,513	27,393,205	-	13.25	1.51	110,039	76,130	73,110	63,645
27,550,303	20,182,877	-	13.27	5.74	718,785	526,569	125,167	115,607
12,044,209	7,210,328	3.74	13.25	1.00	37,463	22,428	37,467	31,381
157,585,161	107,720,154	-	-	1.00	35,380	24,185	35,298	31,229
1,606,873	1,176,479	-	-	10.07	1,091,625	799,239	108,389	107,053
155,978,288	106,543,674	-	-	1.00	35,031	23,928	35,054	31,003
917,578,188	665,429,876	-	-	1.00	33,347	24,183	33,347	2,264
916,996,546	665,076,884	-	-	1.00	33,419	24,238	33,419	2,264
581,641	352,993	-	-	1.00	7,576	4,598	7,576	2,612

Note : 1) Based on the date of service provided

2) Psychiatric hospital was newly added to provider type classification as per the amendment of the Medical Service Act (Article 3-2-3, March 5, 2021)

제III-15-10표  
Table III-15-10

요양기관종별  
Current status of benefit cost by

구 분 Division			청 구 건 수 Claims	일 수 Number of Days		원외처방횟수 Prescription times	원외처방일수 Prescription days
				입 내 원 Visit	요 양 급 여 Reimbursed		
<b>총 계 Total</b>			<b>90,151,604</b>	<b>93,895,837</b>	<b>659,301,975</b>	<b>-</b>	<b>-</b>
의료기관 및 보건기관 Medical institution and Community health agency	소 계 Subtotal	소계 Subtotal	59,572,862	63,317,095	98,034,398	30,995,482	563,411,413
		입원 Inpatient	811,303	4,614,477	8,880,803	21,323	253,587
		외래 Outpatient	58,761,559	58,702,618	89,153,595	30,974,159	563,157,826
	상 급 중 합 병 원 Tertiary hospital	소계 Subtotal	3,157,393	3,778,150	8,899,420	1,029,107	78,241,845
		입원 Inpatient	173,752	808,774	2,199,669	2,907	73,083
		외래 Outpatient	2,983,641	2,969,376	6,699,751	1,026,200	78,168,762
	종 합 병 원 General hospital	소계 Subtotal	5,088,425	5,966,254	11,430,952	1,975,899	84,821,039
		입원 Inpatient	247,072	1,152,931	2,586,946	4,993	52,051
		외래 Outpatient	4,841,353	4,813,323	8,844,006	1,970,906	84,768,988
	병 원 Hospital	소계 Subtotal	4,217,183	5,060,146	7,226,856	2,121,764	40,856,127
		입원 Inpatient	168,278	1,015,497	2,169,914	2,957	39,996
		외래 Outpatient	4,048,905	4,044,649	5,056,942	2,118,807	40,816,131
	요 양 병 원 Healthcare Institute	소계 Subtotal	182,281	724,617	930,223	37,805	919,913
		입원 Inpatient	51,128	593,481	621,560	77	1,698
		외래 Outpatient	131,153	131,136	308,663	37,728	918,215
	정 신 병 원 Psychiatric hospital	소계 Subtotal	147,406	581,478	3,062,295	19,076	488,662
		입원 Inpatient	24,090	458,291	512,687	88	1,629
		외래 Outpatient	123,316	123,187	2,549,608	18,988	487,033
	의 원 Clinic	소계 Subtotal	35,208,161	35,391,497	53,607,428	24,615,567	352,440,583
		입원 Inpatient	96,513	289,715	466,483	9,210	67,983
		외래 Outpatient	35,111,648	35,101,782	53,140,945	24,606,357	352,372,600
	치 과 병 원 Dental hospital	소계 Subtotal	290,257	291,361	295,125	63,993	356,693
		입원 Inpatient	423	1,552	3,949	63	753
		외래 Outpatient	289,834	289,809	291,176	63,930	355,940
	치 과 의 원 Dental clinic	소계 Subtotal	5,063,531	5,063,221	5,068,364	1,091,085	3,964,325
		입원 Inpatient	11	10	26	6	33
		외래 Outpatient	5,063,520	5,063,211	5,068,338	1,091,079	3,964,292
	조 산 원 Midwifery clinic	소계 Subtotal	-	-	-	-	-
		입원 Inpatient	-	-	-	-	-
		외래 Outpatient	-	-	-	-	-
	보 건 의 료 원 Hospitalized healthcenter	소계 Subtotal	12,293	12,323	27,307	8,205	197,570
		입원 Inpatient	7	37	56	-	-
		외래 Outpatient	12,286	12,286	27,251	8,205	197,570
	보 건 소 Health center	소계 Subtotal	22,886	22,886	27,769	14,989	698,737
		입원 Inpatient	-	-	-	-	-
		외래 Outpatient	22,886	22,886	27,769	14,989	698,737
	보 건 지 소 Health subcenter	소계 Subtotal	19,960	19,960	134,204	4,368	204,246
		입원 Inpatient	-	-	-	-	-
		외래 Outpatient	19,960	19,960	134,204	4,368	204,246
	보 건 진 료 소 Primary health carepost	소계 Subtotal	33,093	33,124	165,784	-	-
		입원 Inpatient	-	-	-	-	-
		외래 Outpatient	33,093	33,124	165,784	-	-
	한 방 병 원 Korean medicine hospital	소계 Subtotal	426,667	654,536	763,380	13,624	221,673
		입원 Inpatient	48,269	276,173	301,266	1,022	16,361
		외래 Outpatient	378,398	378,363	462,114	12,602	205,312
	한 의 원 Korean medicine clinic	소계 Subtotal	5,703,326	5,717,542	6,395,291	-	-
		입원 Inpatient	1,760	18,016	18,247	-	-
		외래 Outpatient	5,701,566	5,699,526	6,377,044	-	-
약 국 Pharmacy		소계 Subtotal	30,578,742	30,578,742	561,267,577	-	-
		처방 Prescription	30,466,148	30,466,148	560,939,338	-	-
		직접 Without prescription	112,594	112,594	328,239	-	-

주 : 1) 진료일 기준  
2) 「의료법」 제 3 조제 2 항제 3 호 개정(2021.3.5. 시행)에 따라 요양기관 종별 구분으로 정신병원 신설

## 진료 현황(45~49세)

the type of institution (Ages 45~49)

(단위 : 건, 일, 회, 원)  
Unit : Claim, Day, Time, KRW

진료비 (천원) Medical Expenses (KRW 1,000)		원외 처방률 Prescription rate (%)	원외처방 횟수당 처방일수 Prescription days per prescription time	건 내원일수 Visits per Claim	건당 진료비 Medical Expenses per claim	건당 급여비 Benefit per claim	일당진료비 Medical Expenses per day	
계 Total	급여비 Benefit						입내원 Visit	요양급여 Reimbursed
<b>5,964,467,903</b>	<b>4,374,384,269</b>	-	-	<b>1.04</b>	<b>66,160</b>	<b>48,523</b>	<b>63,522</b>	<b>9,047</b>
4,762,763,397	3,502,281,962	-	18.18	1.06	79,949	58,790	75,221	48,583
1,616,178,813	1,293,722,730	-	11.89	5.69	1,992,078	1,594,623	350,241	181,986
3,146,584,584	2,208,559,232	52.76	18.18	1.00	53,548	37,585	53,602	35,294
1,095,288,197	853,426,463	-	76.03	1.20	346,896	270,295	289,901	123,074
609,254,281	504,785,910	-	25.14	4.65	3,506,459	2,905,209	753,306	276,975
486,033,916	348,640,553	34.56	76.17	1.00	162,900	116,851	163,682	72,545
950,287,858	687,030,223	-	42.93	1.17	186,755	135,018	159,277	83,133
522,686,009	418,617,197	-	10.42	4.67	2,115,521	1,694,313	453,354	202,048
427,601,849	268,413,026	40.95	43.01	0.99	88,323	55,442	88,837	48,349
485,238,301	335,915,505	-	19.26	1.20	115,062	79,654	95,894	67,144
263,729,417	197,722,979	-	13.53	6.03	1,567,225	1,174,978	259,705	121,539
221,508,884	138,192,526	52.39	19.26	1.00	54,708	34,131	54,766	43,803
61,169,292	49,065,882	-	24.33	3.98	335,577	269,177	84,416	65,758
54,392,411	43,795,795	-	22.05	11.61	1,063,848	856,591	91,650	87,510
6,776,882	5,270,087	28.77	24.34	1.00	51,672	40,183	51,678	21,956
52,494,727	41,549,293	-	25.62	3.94	356,123	281,870	90,278	17,142
43,278,057	34,547,305	-	18.51	19.02	1,796,515	1,434,093	94,434	84,414
9,216,670	7,001,989	15.41	25.65	1.00	74,740	56,781	74,819	3,615
1,599,203,095	1,175,038,331	-	14.32	1.01	45,421	33,374	45,186	29,832
85,899,070	66,934,309	-	7.38	3.00	890,026	693,526	296,495	184,142
1,513,304,026	1,108,104,021	70.10	14.32	1.00	43,100	31,559	43,112	28,477
16,661,176	10,186,967	-	5.57	1.00	57,401	35,096	57,184	56,455
797,831	625,475	-	11.95	3.67	1,886,125	1,478,663	514,066	202,034
15,863,345	9,561,492	22.06	5.57	1.00	54,733	32,990	54,737	54,480
257,623,548	180,743,710	-	3.63	1.00	50,878	35,695	50,881	50,830
1,395	1,111	-	5.50	0.91	126,844	100,998	139,528	53,665
257,622,153	180,742,599	21.55	3.63	1.00	50,878	35,695	50,881	50,830
-	-	-	-	-	-	-	-	-
-	-	-	-	-	-	-	-	-
-	-	-	-	-	-	-	-	-
416,482	297,806	-	24.08	1.00	33,880	24,226	33,797	15,252
4,616	3,601	-	-	5.29	659,403	514,397	124,752	82,425
411,867	294,205	66.78	24.08	1.00	33,523	23,946	33,523	15,114
133,885	115,779	-	46.62	1.00	5,850	5,059	5,850	4,821
-	-	-	-	-	-	-	-	-
133,885	115,779	65.49	46.62	1.00	5,850	5,059	5,850	4,821
308,736	237,694	-	46.76	1.00	15,468	11,909	15,468	2,301
-	-	-	-	-	-	-	-	-
308,736	237,694	21.88	46.76	1.00	15,468	11,909	15,468	2,301
370,979	325,022	-	-	1.00	11,210	9,821	11,200	2,238
-	-	-	-	-	-	-	-	-
370,979	325,022	-	-	1.00	11,210	9,821	11,200	2,238
48,271,891	33,745,692	-	16.27	1.53	113,137	79,091	73,750	63,234
34,207,055	25,265,530	-	16.01	5.72	708,675	523,432	123,861	113,544
14,064,836	8,480,162	3.33	16.29	1.00	37,169	22,411	37,173	30,436
195,295,228	134,603,595	-	-	1.00	34,242	23,601	34,157	30,537
1,928,671	1,423,518	-	-	10.24	1,095,836	808,817	107,053	105,698
193,366,558	133,180,077	-	-	1.00	33,915	23,359	33,927	30,322
1,201,704,507	872,102,307	-	-	1.00	39,299	28,520	39,299	2,141
1,200,852,357	871,584,995	-	-	1.00	39,416	28,608	39,416	2,141
852,150	517,312	-	-	1.00	7,568	4,594	7,568	2,596

Note : 1) Based on the date of service provided

2) Psychiatric hospital was newly added to provider type classification as per the amendment of the Medical Service Act (Article 3-2-3, March 5, 2021)

제III-15-11표  
Table III-15-11

요양기관종별  
Current status of benefit cost by

구 분 Division			청 구 건 수 Claims	일 수 Number of Days		원외처방횟수 Prescription times	원외처방일수 Prescription days
				입 내 원 Visit	요 양 급 여 Reimbursed		
<b>총 계 Total</b>			<b>114,354,396</b>	<b>119,818,793</b>	<b>960,305,008</b>	<b>-</b>	<b>-</b>
의료기관 및 보건기관 Medical institution and Community health agency	소 계 Subtotal	소계 Subtotal	75,295,502	80,759,899	121,817,663	39,456,301	839,274,980
		입원 Inpatient	1,094,114	6,627,981	12,565,236	27,158	368,380
		외래 Outpatient	74,201,388	74,131,918	109,252,427	39,429,143	838,906,600
	상 급 종 합 병 원 Tertiary hospital	소계 Subtotal	4,119,507	4,998,454	11,758,126	1,430,535	111,712,812
		입원 Inpatient	236,371	1,134,164	3,099,735	4,496	111,507
		외래 Outpatient	3,883,136	3,864,290	8,658,391	1,426,039	111,601,305
	종 합 병 원 General hospital	소계 Subtotal	6,595,378	7,812,987	15,240,204	2,754,308	128,323,199
		입원 Inpatient	317,174	1,567,571	3,547,664	6,307	75,108
		외래 Outpatient	6,278,204	6,245,416	11,692,540	2,748,001	128,248,091
	병 원 Hospital	소계 Subtotal	5,309,591	6,517,710	9,304,811	2,767,358	62,455,027
		입원 Inpatient	217,820	1,430,369	3,039,824	3,890	61,879
		외래 Outpatient	5,091,771	5,087,341	6,264,987	2,763,468	62,393,148
	요 양 병 원 Healthcare Institute	소계 Subtotal	320,619	1,324,934	1,657,610	62,341	1,628,238
		입원 Inpatient	92,489	1,096,828	1,148,171	145	5,451
		외래 Outpatient	228,130	228,106	509,439	62,196	1,622,787
	정 신 병 원 Psychiatric hospital	소계 Subtotal	166,639	718,585	3,509,917	21,308	571,015
		입원 Inpatient	30,000	582,095	649,346	98	1,778
		외래 Outpatient	136,639	136,490	2,860,571	21,210	569,237
	의 원 Clinic	소계 Subtotal	43,469,288	43,733,424	63,084,500	30,716,899	525,721,933
		입원 Inpatient	135,842	411,526	640,141	10,965	91,498
		외래 Outpatient	43,333,446	43,321,898	62,444,359	30,705,934	525,630,435
	치 과 병 원 Dental hospital	소계 Subtotal	379,376	380,437	384,412	86,571	472,782
		입원 Inpatient	380	1,476	3,795	62	516
		외래 Outpatient	378,996	378,961	380,617	86,509	472,266
	치 과 의 원 Dental clinic	소계 Subtotal	6,541,524	6,541,121	6,548,895	1,548,280	5,594,450
		입원 Inpatient	8	7	9	6	28
		외래 Outpatient	6,541,516	6,541,114	6,548,886	1,548,274	5,594,422
	조 산 원 Midwifery clinic	소계 Subtotal	-	-	-	-	-
		입원 Inpatient	-	-	-	-	-
		외래 Outpatient	-	-	-	-	-
	보 건 의 료 원 Hospitalized healthcenter	소계 Subtotal	18,404	18,461	50,002	12,361	361,538
		입원 Inpatient	10	67	87	4	6
		외래 Outpatient	18,394	18,394	49,915	12,357	361,532
	보 건 소 Health center	소계 Subtotal	43,651	43,651	50,900	29,640	1,604,393
		입원 Inpatient	-	-	-	-	-
		외래 Outpatient	43,651	43,651	50,900	29,640	1,604,393
	보 건 지 소 Health subcenter	소계 Subtotal	39,462	39,462	321,576	9,686	508,331
		입원 Inpatient	-	-	-	-	-
		외래 Outpatient	39,462	39,462	321,576	9,686	508,331
	보 건 진 료 소 Primary health carepost	소계 Subtotal	70,595	70,648	382,681	-	-
		입원 Inpatient	-	-	-	-	-
		외래 Outpatient	70,595	70,648	382,681	-	-
	한 방 병 원 Korean medicine hospital	소계 Subtotal	530,192	847,771	980,941	17,014	321,262
		입원 Inpatient	61,776	379,387	411,804	1,185	20,609
		외래 Outpatient	468,416	468,384	569,137	15,829	300,653
	한 의 원 Korean medicine clinic	소계 Subtotal	7,691,276	7,712,254	8,543,088	-	-
		입원 Inpatient	2,244	24,491	24,660	-	-
		외래 Outpatient	7,689,032	7,687,763	8,518,428	-	-
약 국 Pharmacy		소계 Subtotal	39,058,894	39,058,894	838,487,345	-	-
		처방 Prescription	38,891,544	38,891,544	838,000,951	-	-
		직접 Without prescription	167,350	167,350	486,394	-	-

주 : 1) 진료일 기준  
2) 「의료법」 제 3 조제 2 항제 3 호 개정(2021.3.5. 시행)에 따라 요양기관 종별 구분으로 정신병원 신설



# 진료 현황(50~54세)

the type of institution (Ages 50~54)

(단위 : 건, 일, 회, 원)  
Unit : Claim, Day, Time, KRW

진료비 (천원) Medical Expenses (KRW 1,000)		원외 처방률 Prescription rate (%)	원외처방 횟수당 처방일수 Prescription days per prescription time	건당 입내원일수 Visits per Claim	건당 진료비 Medical Expenses per claim	건당 급여비 Benefit per claim	일당진료비 Medical Expenses per day	
계 Total	급여비 Benefit						입내원 Visit	요양급여 Reimbursed
<b>7,911,448,744</b>	<b>5,825,940,582</b>	-	-	<b>1.05</b>	<b>69,184</b>	<b>50,946</b>	<b>66,028</b>	<b>8,238</b>
6,179,145,978	4,570,325,133	-	21.27	1.07	82,065	60,699	76,513	50,725
2,256,935,581	1,824,642,007	-	13.56	6.06	2,062,797	1,667,689	340,516	179,617
3,922,210,397	2,745,683,127	53.19	21.28	1.00	52,859	37,003	52,909	35,900
1,470,338,256	1,157,083,080	-	78.09	1.21	356,921	280,879	294,159	125,049
851,651,640	716,554,976	-	24.80	4.80	3,603,029	3,031,484	750,907	274,750
618,686,615	440,528,104	36.90	78.26	1.00	159,327	113,446	160,104	71,455
1,255,926,067	918,392,056	-	46.59	1.18	190,425	139,248	160,749	82,409
710,018,863	574,324,906	-	11.91	4.94	2,238,578	1,810,757	452,942	200,137
545,907,203	344,067,150	44.00	46.67	0.99	86,953	54,803	87,409	46,689
632,860,218	440,337,097	-	22.57	1.23	119,192	82,932	97,099	68,014
359,269,283	269,677,240	-	15.91	6.57	1,649,386	1,238,074	251,172	118,188
273,590,935	170,659,857	54.32	22.58	1.00	53,732	33,517	53,779	43,670
114,957,831	91,651,129	-	26.12	4.13	358,550	285,857	86,765	69,352
102,425,748	82,185,625	-	37.59	11.86	1,107,437	888,599	93,384	89,208
12,532,084	9,465,504	27.27	26.09	1.00	54,934	41,492	54,940	24,600
64,312,871	50,979,728	-	26.80	4.31	385,941	305,929	89,499	18,323
54,539,014	43,565,652	-	18.14	19.40	1,817,967	1,452,188	93,694	83,991
9,773,857	7,414,076	15.54	26.84	1.00	71,531	54,260	71,609	3,417
1,970,607,405	1,445,098,902	-	17.12	1.01	45,333	33,244	45,060	31,238
128,899,509	101,063,978	-	8.34	3.03	948,893	743,982	313,223	201,361
1,841,707,895	1,344,034,924	70.88	17.12	1.00	42,501	31,016	42,512	29,494
21,004,457	12,823,379	-	5.46	1.00	55,366	33,801	55,211	54,640
763,550	609,255	-	8.32	3.88	2,009,343	1,603,303	517,310	201,199
20,240,906	12,214,124	22.83	5.46	1.00	53,407	32,228	53,412	53,179
326,184,672	228,897,152	-	3.61	1.00	49,864	34,991	49,867	49,808
886	680	-	4.67	0.88	110,730	85,024	126,549	98,427
326,183,786	228,896,472	23.67	3.61	1.00	49,864	34,991	49,867	49,808
-	-	-	-	-	-	-	-	-
-	-	-	-	-	-	-	-	-
-	-	-	-	-	-	-	-	-
602,174	430,188	-	29.25	1.00	32,720	23,375	32,619	12,043
5,433	4,553	-	1.50	6.70	543,280	455,340	81,087	62,446
596,742	425,634	67.18	29.26	1.00	32,442	23,140	32,442	11,955
250,181	217,297	-	54.13	1.00	5,731	4,978	5,731	4,915
-	-	-	-	-	-	-	-	-
250,181	217,297	67.90	54.13	1.00	5,731	4,978	5,731	4,915
708,784	538,139	-	52.48	1.00	17,961	13,637	17,961	2,204
-	-	-	-	-	-	-	-	-
708,784	538,139	24.55	52.48	1.00	17,961	13,637	17,961	2,204
836,139	725,263	-	-	1.00	11,844	10,274	11,835	2,185
-	-	-	-	-	-	-	-	-
836,139	725,263	-	-	1.00	11,844	10,274	11,835	2,185
63,993,145	45,185,556	-	18.88	1.60	120,698	85,225	75,484	65,236
46,768,894	34,736,024	-	17.39	6.14	757,072	562,290	123,275	113,571
17,224,252	10,449,532	3.38	18.99	1.00	36,771	22,308	36,774	30,264
256,563,780	177,966,166	-	-	1.00	33,358	23,139	33,267	30,032
2,592,762	1,919,117	-	-	10.91	1,155,420	855,222	105,866	105,140
253,971,018	176,047,048	-	-	1.00	33,030	22,896	33,036	29,814
1,732,302,766	1,255,615,449	-	-	1.00	44,351	32,147	44,351	2,066
1,731,045,333	1,254,851,963	-	-	1.00	44,510	32,265	44,510	2,066
1,257,433	763,486	-	-	1.00	7,514	4,562	7,514	2,585

Note : 1) Based on the date of service provided

2) Psychiatric hospital was newly added to provider type classification as per the amendment of the Medical Service Act (Article 3-2-3, March 5, 2021)

제III-15-12표  
Table III-15-12

요양기관종별  
Current status of benefit cost by

구 분 Division			청 구 건 수 Claims	일 수 Number of Days		원외처방횟수 Prescription times	원외처방일수 Prescription days
				입 내 원 Visit	요 양 급 여 Reimbursed		
<b>총 계 Total</b>			<b>120,595,704</b>	<b>127,525,740</b>	<b>1,141,300,849</b>	<b>-</b>	<b>-</b>
의료기관 및 보건기관 Medical institution and Community health agency	소 계 Subtotal	소계 Subtotal	78,780,949	85,710,985	128,457,555	42,145,086	1,014,297,778
		입원 Inpatient	1,252,999	8,254,387	15,364,559	29,828	442,558
		외래 Outpatient	77,527,950	77,456,598	113,092,996	42,115,258	1,013,855,220
	상 급 종 합 병 원 Tertiary hospital	소계 Subtotal	4,651,573	5,739,285	13,675,769	1,728,121	138,993,812
		입원 Inpatient	277,196	1,385,870	3,802,442	5,462	134,077
		외래 Outpatient	4,374,377	4,353,415	9,873,327	1,722,659	138,859,735
	종 합 병 원 General hospital	소계 Subtotal	7,209,898	8,697,116	17,302,947	3,256,988	163,081,703
		입원 Inpatient	351,089	1,871,613	4,194,034	6,918	94,910
		외래 Outpatient	6,858,809	6,825,503	13,108,913	3,250,070	162,986,793
	병 원 Hospital	소계 Subtotal	5,520,446	7,058,287	10,079,184	2,980,131	74,764,382
		입원 Inpatient	246,767	1,789,158	3,748,887	4,682	81,381
		외래 Outpatient	5,273,679	5,269,129	6,330,297	2,975,449	74,683,001
	요 양 병 원 Healthcare Institute	소계 Subtotal	398,071	1,816,244	2,260,809	80,329	2,258,056
		입원 Inpatient	121,641	1,539,850	1,607,454	138	3,089
		외래 Outpatient	276,430	276,394	653,355	80,191	2,254,967
	정 신 병 원 Psychiatric hospital	소계 Subtotal	155,194	767,390	3,264,687	21,234	583,701
		입원 Inpatient	30,651	642,938	700,076	151	3,259
		외래 Outpatient	124,543	124,452	2,564,611	21,083	580,442
	의 원 Clinic	소계 Subtotal	44,848,155	45,192,005	63,177,015	32,178,574	623,082,287
		입원 Inpatient	152,187	507,390	753,923	10,871	99,716
		외래 Outpatient	44,695,968	44,684,615	62,423,092	32,167,703	622,982,571
	치 과 병 원 Dental hospital	소계 Subtotal	389,736	390,907	393,303	91,177	503,051
		입원 Inpatient	343	1,558	3,610	69	586
		외래 Outpatient	389,393	389,349	389,693	91,108	502,465
	치 과 의 원 Dental clinic	소계 Subtotal	6,809,758	6,809,369	6,818,087	1,707,942	6,159,019
		입원 Inpatient	3	-	-	1	1
		외래 Outpatient	6,809,755	6,809,369	6,818,087	1,707,941	6,159,018
	조 산 원 Midwifery clinic	소계 Subtotal	-	-	-	-	-
		입원 Inpatient	-	-	-	-	-
		외래 Outpatient	-	-	-	-	-
	보 건 의 료 원 Hospitalized healthcenter	소계 Subtotal	24,471	24,681	71,158	16,795	578,698
		입원 Inpatient	23	233	300	-	-
		외래 Outpatient	24,448	24,448	70,858	16,795	578,698
	보 건 소 Health center	소계 Subtotal	68,582	68,582	79,916	49,937	2,942,580
		입원 Inpatient	-	-	-	-	-
		외래 Outpatient	68,582	68,582	79,916	49,937	2,942,580
	보 건 지 소 Health subcenter	소계 Subtotal	63,487	63,487	627,483	17,605	1,002,659
		입원 Inpatient	-	-	-	-	-
		외래 Outpatient	63,487	63,487	627,483	17,605	1,002,659
	보 건 진 료 소 Primary health carepost	소계 Subtotal	135,036	135,136	808,401	-	-
		입원 Inpatient	-	-	-	-	-
		외래 Outpatient	135,036	135,136	808,401	-	-
	한 방 병 원 Korean medicine hospital	소계 Subtotal	525,697	937,532	1,080,519	16,253	347,830
		입원 Inpatient	70,146	482,000	519,829	1,536	25,539
		외래 Outpatient	455,551	455,532	560,690	14,717	322,291
	한 의 원 Korean medicine clinic	소계 Subtotal	7,980,845	8,010,964	8,818,277	-	-
		입원 Inpatient	2,953	33,777	34,004	-	-
		외래 Outpatient	7,977,892	7,977,187	8,784,273	-	-
약 국 Pharmacy	소 계 Subtotal	소계 Subtotal	41,814,755	41,814,755	1,012,843,294	-	-
		처방 Prescription	41,619,095	41,619,095	1,012,273,185	-	-
		직접 Without prescription	195,660	195,660	570,109	-	-

주 : 1) 진료일 기준  
2) 「의료법」 제 3 조제 2 항제 3 호 개정(2021.3.5. 시행)에 따라 요양기관 종별 구분으로 정신병원 신설

## 진료 현황(55~59세)

the type of institution (Ages 55~59)

(단위 : 건, 일, 회, 원)  
Unit : Claim, Day, Time, KRW

진료비 (천원) Medical Expenses (KRW 1,000)		원외 처방률 Prescription rate (%)	원외처방 횟수당 처방일수 Prescription days per prescription time	건당 입내원일수 Visits per Claim	건당 진료비 Medical Expenses per claim	건당 급여비 Benefit per claim	일당진료비 Medical Expenses per day	
계 Total	급여비 Benefit						입내원 Visit	요양급여 Reimbursed
<b>8,884,550,475</b>	<b>6,568,893,524</b>	-	-	<b>1.06</b>	<b>73,672</b>	<b>54,470</b>	<b>69,669</b>	<b>7,785</b>
6,800,011,933	5,060,706,496	-	24.07	1.09	86,315	64,238	79,337	52,936
2,731,810,010	2,221,924,040	-	14.84	6.59	2,180,217	1,773,285	330,952	177,799
4,068,201,924	2,838,782,457	54.37	24.07	1.00	52,474	36,616	52,522	35,972
1,722,703,876	1,364,156,184	-	80.43	1.23	370,349	293,268	300,160	125,968
1,032,837,172	877,594,931	-	24.55	5.00	3,726,018	3,165,973	745,263	271,625
689,866,704	486,561,253	39.57	80.61	1.00	157,706	111,230	158,466	69,872
1,416,737,842	1,045,098,434	-	50.07	1.21	196,499	144,953	162,897	81,878
831,626,477	677,370,757	-	13.72	5.33	2,368,706	1,929,342	444,337	198,288
585,111,365	367,727,677	47.62	50.15	1.00	85,308	53,614	85,724	44,635
727,685,823	511,890,667	-	25.09	1.28	131,816	92,726	103,097	72,197
442,036,687	333,385,236	-	17.38	7.25	1,791,312	1,351,012	247,064	117,911
285,649,136	178,505,431	56.47	25.10	1.00	54,165	33,848	54,212	45,124
163,947,924	130,031,924	-	28.11	4.56	411,856	326,655	90,268	72,517
148,177,215	118,026,894	-	22.38	12.66	1,218,152	970,289	96,228	92,181
15,770,709	12,005,029	29.01	28.12	1.00	57,051	43,429	57,059	24,138
68,450,231	54,084,508	-	27.49	4.94	441,062	348,496	89,199	20,967
60,163,000	47,890,181	-	21.58	20.98	1,962,840	1,562,435	93,575	85,938
8,287,231	6,194,327	16.94	27.53	1.00	66,541	49,736	66,590	3,231
2,007,347,784	1,470,672,515	-	19.36	1.01	44,759	32,792	44,418	31,773
152,454,754	119,785,714	-	9.17	3.33	1,001,759	787,096	300,469	202,215
1,854,893,029	1,350,886,802	71.99	19.37	1.00	41,500	30,224	41,511	29,715
21,224,108	12,992,758	-	5.52	1.00	54,458	33,337	54,295	53,964
786,603	642,110	-	8.49	4.54	2,293,305	1,872,039	504,880	217,896
20,437,504	12,350,648	23.40	5.52	1.00	52,486	31,718	52,491	52,445
330,706,036	232,109,061	-	3.61	1.00	48,564	34,085	48,566	48,504
109	91	-	1.00	-	36,397	30,420	-	-
330,705,927	232,108,969	25.08	3.61	1.00	48,564	34,085	48,566	48,504
-	-	-	-	-	-	-	-	-
-	-	-	-	-	-	-	-	-
-	-	-	-	-	-	-	-	-
821,701	587,859	-	34.46	1.01	33,579	24,023	33,293	11,548
19,742	16,031	-	-	10.13	858,358	696,995	84,731	65,807
801,959	571,828	68.70	34.46	1.00	32,803	23,390	32,803	11,318
393,259	343,372	-	58.93	1.00	5,734	5,007	5,734	4,921
-	-	-	-	-	-	-	-	-
393,259	343,372	72.81	58.93	1.00	5,734	5,007	5,734	4,921
1,324,510	991,021	-	56.95	1.00	20,863	15,610	20,863	2,111
-	-	-	-	-	-	-	-	-
1,324,510	991,021	27.73	56.95	1.00	20,863	15,610	20,863	2,111
1,716,284	1,466,478	-	-	1.00	12,710	10,860	12,700	2,123
-	-	-	-	-	-	-	-	-
1,716,284	1,466,478	-	-	1.00	12,710	10,860	12,700	2,123
76,742,046	54,688,827	-	21.40	1.78	145,982	104,031	81,855	71,023
60,203,469	44,614,949	-	16.63	6.87	858,259	636,030	124,903	115,814
16,538,578	10,073,878	3.23	21.90	1.00	36,305	22,114	36,306	29,497
260,210,510	181,592,888	-	-	1.00	32,604	22,754	32,482	29,508
3,504,783	2,597,146	-	-	11.44	1,186,855	879,494	103,762	103,070
256,705,728	178,995,742	-	-	1.00	32,177	22,436	32,180	29,223
2,084,538,541	1,508,187,028	-	-	1.00	49,852	36,068	49,852	2,058
2,083,072,174	1,507,296,489	-	-	1.00	50,051	36,216	50,051	2,058
1,466,368	890,539	-	-	1.00	7,494	4,551	7,494	2,572

Note : 1) Based on the date of service provided

2) Psychiatric hospital was newly added to provider type classification as per the amendment of the Medical Service Act (Article 3-2-3, March 5, 2021)

제III-15-13표  
Table III-15-13

요양기관종별  
Current status of benefit cost by

구 분 Division			청 구 건 수 Claims	일 수 Number of Days		원외처방횟수 Prescription times	원외처방일수 Prescription days
				입 내 원 Visit	요 양 급 여 Reimbursed		
<b>총 계 Total</b>			<b>148,178,538</b>	<b>158,185,668</b>	<b>1,477,207,572</b>	<b>-</b>	<b>-</b>
의료기관 및 보건기관 Medical institution and Community health agency	소 계 Subtotal	소계 Subtotal	97,218,901	107,226,031	158,397,685	51,262,811	1,322,165,132
		입원 Inpatient	1,668,963	11,761,464	21,210,188	36,965	583,933
		외래 Outpatient	95,549,938	95,464,567	137,187,497	51,225,846	1,321,581,199
	상 급 종 합 병 원 Tertiary hospital	소계 Subtotal	6,175,832	7,803,296	18,225,602	2,393,714	194,970,118
		입원 Inpatient	387,308	2,042,407	5,374,064	7,165	186,691
		외래 Outpatient	5,788,524	5,760,889	12,851,538	2,386,549	194,783,427
	종 합 병 원 General hospital	소계 Subtotal	9,933,077	12,054,681	22,364,815	4,353,297	224,328,589
		입원 Inpatient	463,235	2,622,439	5,712,040	8,613	124,727
		외래 Outpatient	9,469,842	9,432,242	16,652,775	4,344,684	224,203,862
	병 원 Hospital	소계 Subtotal	7,382,727	9,526,100	13,406,910	3,623,833	93,281,487
		입원 Inpatient	308,612	2,457,322	4,976,004	6,012	106,300
		외래 Outpatient	7,074,115	7,068,778	8,430,906	3,617,821	93,175,187
	요 양 병 원 Healthcare Institute	소계 Subtotal	803,261	3,135,300	3,734,929	131,258	3,221,206
		입원 Inpatient	192,823	2,524,901	2,621,349	219	3,917
		외래 Outpatient	610,438	610,399	1,113,580	131,039	3,217,289
	정 신 병 원 Psychiatric hospital	소계 Subtotal	177,739	883,474	3,604,356	25,277	697,115
		입원 Inpatient	34,621	740,595	805,684	194	4,283
		외래 Outpatient	143,118	142,879	2,798,672	25,083	692,832
	의 원 Clinic	소계 Subtotal	54,060,049	54,538,828	74,156,327	38,569,376	789,663,902
		입원 Inpatient	189,752	682,203	980,382	12,674	122,949
		외래 Outpatient	53,870,297	53,856,625	73,175,945	38,556,702	789,540,953
	치 과 병 원 Dental hospital	소계 Subtotal	413,902	415,176	417,523	97,306	558,161
		입원 Inpatient	349	1,665	3,848	98	1,002
		외래 Outpatient	413,553	413,511	413,675	97,208	557,159
	치 과 의 원 Dental clinic	소계 Subtotal	7,471,811	7,471,422	7,479,765	1,908,717	6,840,340
		입원 Inpatient	1	-	-	-	-
		외래 Outpatient	7,471,810	7,471,422	7,479,765	1,908,717	6,840,340
	조 산 원 Midwifery clinic	소계 Subtotal	-	-	-	-	-
		입원 Inpatient	-	-	-	-	-
		외래 Outpatient	-	-	-	-	-
	보 건 의 료 원 Hospitalized healthcenter	소계 Subtotal	35,386	35,545	99,530	24,700	903,236
		입원 Inpatient	27	186	262	-	-
		외래 Outpatient	35,359	35,359	99,268	24,700	903,236
	보 건 소 Health center	소계 Subtotal	120,993	120,993	141,863	85,877	5,377,872
		입원 Inpatient	-	-	-	-	-
		외래 Outpatient	120,993	120,993	141,863	85,877	5,377,872
	보 건 지 소 Health subcenter	소계 Subtotal	112,009	112,009	1,250,164	32,147	1,944,984
		입원 Inpatient	-	-	-	-	-
		외래 Outpatient	112,009	112,009	1,250,164	32,147	1,944,984
	보 건 진 료 소 Primary health carepost	소계 Subtotal	242,439	242,682	1,549,398	-	-
		입원 Inpatient	-	-	-	-	-
		외래 Outpatient	242,439	242,682	1,549,398	-	-
	한 방 병 원 Korean medicine hospital	소계 Subtotal	580,897	1,135,580	1,293,193	17,309	378,122
		입원 Inpatient	88,529	643,257	689,807	1,990	34,064
		외래 Outpatient	492,368	492,323	603,386	15,319	344,058
	한 의 원 Korean medicine clinic	소계 Subtotal	9,708,779	9,750,945	10,673,310	-	-
		입원 Inpatient	3,706	46,489	46,748	-	-
		외래 Outpatient	9,705,073	9,704,456	10,626,562	-	-
약 국 Pharmacy	소 계 Subtotal	소계 Subtotal	50,959,637	50,959,637	1,318,809,887	-	-
		처방 Prescription	50,731,584	50,731,584	1,318,144,649	-	-
		직접 Without prescription	228,053	228,053	665,238	-	-

주 : 1) 진료일 기준  
2) 「의료법」 제 3 조제 2 항제 3 호 개정(2021.3.5. 시행)에 따라 요양기관 종별 구분으로 정신병원 신설

## 진료 현황(60~64세)

the type of institution (Ages 60~64)

(단위 : 건, 일, 회, 원)  
Unit : Claim, Day, Time, KRW

진료비 (천원) Medical Expenses (KRW 1,000)		원외 처방률 Prescription rate (%)	원외처방 횟수당 처방일수 Prescription days per prescription time	건 내원일수 Visits per Claim	건당 진료비 Medical Expenses per claim	건당 급여비 Benefit per claim	일당진료비 Medical Expenses per day	
계 Total	급여비 Benefit						입내원 Visit	요양급여 Reimbursed
<b>11,698,496,289</b>	<b>8,662,535,439</b>	-	-	<b>1.07</b>	<b>78,949</b>	<b>58,460</b>	<b>73,954</b>	<b>7,919</b>
8,930,897,252	6,660,506,291	-	25.79	1.10	91,864	68,510	83,290	56,383
3,813,737,116	3,111,638,682	-	15.80	7.05	2,285,094	1,864,414	324,257	179,807
5,117,160,136	3,548,867,609	53.66	25.80	1.00	53,555	37,141	53,603	37,300
2,354,307,768	1,870,073,140	-	81.45	1.26	381,213	302,805	301,707	129,176
1,453,068,082	1,237,755,318	-	26.06	5.27	3,751,712	3,195,791	711,449	270,385
901,239,685	632,317,822	41.43	81.62	1.00	155,694	109,236	156,441	70,127
1,949,530,340	1,436,242,913	-	51.53	1.21	196,267	144,592	161,724	87,170
1,144,009,258	935,801,773	-	14.48	5.66	2,469,609	2,020,145	436,239	200,280
805,521,083	500,441,140	46.06	51.60	1.00	85,062	52,846	85,401	48,372
1,030,742,346	725,090,860	-	25.74	1.29	139,615	98,215	108,202	76,881
610,305,017	462,762,419	-	17.68	7.96	1,977,580	1,499,496	248,362	122,650
420,437,329	262,328,442	51.18	25.75	1.00	59,433	37,083	59,478	49,869
292,569,104	227,950,524	-	24.54	3.90	364,227	283,781	93,315	78,333
249,706,086	198,353,694	-	17.89	13.09	1,295,002	1,028,683	98,897	95,259
42,863,018	29,596,831	21.47	24.55	1.00	70,217	48,485	70,221	38,491
78,603,594	61,487,145	-	27.58	4.97	442,242	345,941	88,971	21,808
69,367,783	54,794,465	-	22.08	21.39	2,003,633	1,582,694	93,665	86,098
9,235,810	6,692,680	17.56	27.62	1.00	64,533	46,763	64,641	3,300
2,436,842,840	1,785,524,848	-	20.47	1.01	45,077	33,029	44,681	32,861
201,214,974	158,235,639	-	9.70	3.60	1,060,410	833,908	294,949	205,241
2,235,627,867	1,627,289,209	71.59	20.48	1.00	41,500	30,208	41,511	30,551
22,111,105	13,538,149	-	5.74	1.00	53,421	32,709	53,257	52,958
770,215	625,159	-	10.22	4.77	2,206,919	1,791,287	462,591	200,160
21,340,890	12,912,989	23.51	5.73	1.00	51,604	31,225	51,609	51,589
352,354,186	247,390,465	-	3.58	1.00	47,158	33,110	47,160	47,108
117	94	-	-	-	117,200	93,760	-	-
352,354,069	247,390,372	25.55	3.58	1.00	47,158	33,110	47,160	47,108
-	-	-	-	-	-	-	-	-
-	-	-	-	-	-	-	-	-
-	-	-	-	-	-	-	-	-
1,164,527	832,561	-	36.57	1.00	32,909	23,528	32,762	11,700
19,627	15,878	-	-	6.89	726,943	588,062	105,524	74,914
1,144,900	816,683	69.85	36.57	1.00	32,379	23,097	32,379	11,533
690,251	600,674	-	62.62	1.00	5,705	4,965	5,705	4,866
-	-	-	-	-	-	-	-	-
690,251	600,674	70.98	62.62	1.00	5,705	4,965	5,705	4,866
2,568,674	1,901,734	-	60.50	1.00	22,933	16,978	22,933	2,055
-	-	-	-	-	-	-	-	-
2,568,674	1,901,734	28.70	60.50	1.00	22,933	16,978	22,933	2,055
3,230,878	2,730,553	-	-	1.00	13,327	11,263	13,313	2,085
-	-	-	-	-	-	-	-	-
3,230,878	2,730,553	-	-	1.00	13,327	11,263	13,313	2,085
98,415,806	70,724,251	-	21.85	1.95	169,420	121,750	86,666	76,103
80,547,063	59,784,158	-	17.12	7.27	909,838	675,306	125,218	116,768
17,868,744	10,940,093	3.11	22.46	1.00	36,291	22,219	36,295	29,614
307,765,833	216,418,472	-	-	1.00	31,700	22,291	31,563	28,835
4,728,893	3,510,086	-	-	12.54	1,276,010	947,136	101,721	101,157
303,036,940	212,908,386	-	-	1.00	31,225	21,938	31,227	28,517
2,767,599,037	2,002,029,148	-	-	1.00	54,310	39,287	54,310	2,099
2,765,899,324	2,000,995,951	-	-	1.00	54,520	39,443	54,520	2,098
1,699,712	1,033,197	-	-	1.00	7,453	4,531	7,453	2,555

Note : 1) Based on the date of service provided

2) Psychiatric hospital was newly added to provider type classification as per the amendment of the Medical Service Act (Article 3-2-3, March 5, 2021)

제III-15-14표  
Table III-15-14

요양기관종별  
Current status of benefit cost by

구 분 Division			청 구 건 수 Claims	일 수 Number of Days		원외처방횟수 Prescription times	원외처방일수 Prescription days
				입 내 원 Visit	요 양 급 여 Reimbursed		
<b>총 계 Total</b>			<b>141,595,822</b>	<b>151,567,332</b>	<b>1,389,871,889</b>	<b>-</b>	<b>-</b>
의료기관 및 보건기관 Medical institution and Community health agency	소 계 Subtotal	소계 Subtotal	94,704,462	104,675,972	155,832,885	47,151,133	1,238,165,597
		입원 Inpatient	1,567,095	11,912,669	20,654,192	30,937	513,540
		외래 Outpatient	93,137,367	92,763,303	135,178,693	47,120,196	1,237,652,057
	상 급 종 합 병 원 Tertiary hospital	소계 Subtotal	5,919,121	7,601,813	17,377,172	2,400,041	196,383,126
		입원 Inpatient	377,254	2,087,007	5,341,806	6,723	178,607
		외래 Outpatient	5,541,867	5,514,806	12,035,366	2,393,318	196,204,519
	종 합 병 원 General hospital	소계 Subtotal	8,944,497	11,134,477	21,760,917	4,112,922	219,963,347
		입원 Inpatient	434,906	2,660,160	5,544,957	7,532	123,389
		외래 Outpatient	8,509,591	8,474,317	16,215,960	4,105,390	219,839,958
	병 원 Hospital	소계 Subtotal	5,994,738	8,030,357	11,543,138	2,961,923	78,487,575
		입원 Inpatient	260,412	2,300,800	4,474,548	5,137	90,970
		외래 Outpatient	5,734,326	5,729,557	7,068,590	2,956,786	78,396,605
	요 양 병 원 Healthcare Institute	소계 Subtotal	748,158	3,641,939	4,232,739	118,996	3,030,136
		입원 Inpatient	229,849	3,123,708	3,224,881	245	3,299
		외래 Outpatient	518,309	518,231	1,007,858	118,751	3,026,837
	정 신 병 원 Psychiatric hospital	소계 Subtotal	150,743	783,761	3,118,862	19,613	545,545
		입원 Inpatient	30,370	663,477	715,987	198	5,251
		외래 Outpatient	120,373	120,284	2,402,875	19,415	540,294
	의 원 Clinic	소계 Subtotal	51,250,299	51,654,679	69,384,927	35,391,983	722,217,554
		입원 Inpatient	170,925	587,486	823,909	9,798	91,480
		외래 Outpatient	51,079,374	51,067,193	68,561,018	35,382,185	722,126,074
	치 과 병 원 Dental hospital	소계 Subtotal	415,975	398,756	401,650	99,720	567,757
		입원 Inpatient	393	1,994	4,455	128	1,269
		외래 Outpatient	415,582	396,762	397,195	99,592	566,488
	치 과 의 원 Dental clinic	소계 Subtotal	7,599,181	7,323,843	7,330,064	1,859,064	6,786,485
		입원 Inpatient	-	-	-	-	-
		외래 Outpatient	7,599,181	7,323,843	7,330,064	1,859,064	6,786,485
	조 산 원 Midwifery clinic	소계 Subtotal	-	-	-	-	-
		입원 Inpatient	-	-	-	-	-
		외래 Outpatient	-	-	-	-	-
	보 건 의 료 원 Hospitalized healthcenter	소계 Subtotal	47,297	47,645	113,041	31,334	1,156,263
		입원 Inpatient	36	384	500	6	174
		외래 Outpatient	47,261	47,261	112,541	31,328	1,156,089
	보 건 소 Health center	소계 Subtotal	160,989	160,989	207,117	104,618	6,437,818
		입원 Inpatient	-	-	-	-	-
		외래 Outpatient	160,989	160,989	207,117	104,618	6,437,818
	보 건 지 소 Health subcenter	소계 Subtotal	173,215	173,215	3,155,077	38,985	2,302,776
		입원 Inpatient	-	-	-	-	-
		외래 Outpatient	173,215	173,215	3,155,077	38,985	2,302,776
	보 건 진 료 소 Primary health carepost	소계 Subtotal	343,040	343,378	2,958,599	-	-
		입원 Inpatient	-	-	-	-	-
		외래 Outpatient	343,040	343,378	2,958,599	-	-
	한 방 병 원 Korean medicine hospital	소계 Subtotal	421,103	815,843	940,106	11,934	287,215
		입원 Inpatient	60,314	455,088	490,357	1,170	19,101
		외래 Outpatient	360,789	360,755	449,749	10,764	268,114
	한 의 원 Korean medicine clinic	소계 Subtotal	12,536,106	12,565,277	13,309,476	-	-
		입원 Inpatient	2,636	32,565	32,792	-	-
		외래 Outpatient	12,533,470	12,532,712	13,276,684	-	-
약 국 Pharmacy		소계 Subtotal	46,891,360	46,891,360	1,234,039,004	-	-
		처방 Prescription	46,742,375	46,742,375	1,233,606,445	-	-
		직접 Without prescription	148,985	148,985	432,559	-	-

주 : 1) 진료일 기준  
2) 「의료법」 제 3 조제 2 항제 3 호 개정(2021.3.5. 시행)에 따라 요양기관 종별 구분으로 정신병원 신설

## 진료 현황(65~69세)

the type of institution (Ages 65~69)

(단위 : 건, 일, 회, 원)  
Unit : Claim, Day, Time, KRW

진료비 (천원) Medical Expenses (KRW 1,000)		원외 처방률 Prescription rate (%)	원외처방 횟수당 처방일수 Prescription days per prescription time	건 내원일수 Visits per Claim	건당 진료비 Medical Expenses per claim	건당 급여비 Benefit per claim	일당진료비 Medical Expenses per day	
계 Total	급여비 Benefit						입내원 Visit	요양급여 Reimbursed
<b>11,933,131,500</b>	<b>9,037,719,688</b>	-	-	<b>1.07</b>	<b>84,276</b>	<b>63,828</b>	<b>78,732</b>	<b>8,586</b>
9,250,700,538	7,082,603,303	-	26.26	1.11	97,680	74,786	88,375	59,363
3,873,382,269	3,172,997,561	-	16.60	7.60	2,471,696	2,024,764	325,148	187,535
5,377,318,269	3,909,605,742	50.80	26.27	1.00	57,735	41,977	57,968	39,779
2,328,409,373	1,858,048,199	-	81.82	1.28	393,371	313,906	306,297	133,992
1,472,626,505	1,256,300,950	-	26.57	5.53	3,903,541	3,330,120	705,616	275,680
855,782,868	601,747,249	43.40	81.98	1.00	154,421	108,582	155,179	71,106
1,908,357,377	1,430,618,386	-	53.48	1.24	213,355	159,944	171,392	87,697
1,171,965,927	963,961,774	-	16.38	6.12	2,694,757	2,216,483	440,562	211,357
736,391,449	466,656,612	48.45	53.55	1.00	86,537	54,839	86,897	45,412
953,346,801	681,343,973	-	26.50	1.34	159,031	113,657	118,718	82,590
596,371,186	455,790,719	-	17.71	8.84	2,290,106	1,750,268	259,202	133,281
356,975,615	225,553,254	51.61	26.51	1.00	62,252	39,334	62,304	50,502
355,850,184	278,441,780	-	25.46	4.87	475,635	372,170	97,709	84,071
318,242,262	251,826,697	-	13.47	13.59	1,384,571	1,095,618	101,880	98,683
37,607,922	26,615,083	22.91	25.49	1.00	72,559	51,350	72,570	37,315
69,127,444	53,889,708	-	27.82	5.20	458,578	357,494	88,200	22,164
61,452,291	48,384,179	-	26.52	21.85	2,023,454	1,593,157	92,622	85,829
7,675,152	5,505,529	16.14	27.83	1.00	63,761	45,737	63,809	3,194
2,207,619,576	1,722,343,354	-	20.41	1.01	43,075	33,607	42,738	31,817
190,548,229	150,383,335	-	9.34	3.44	1,114,806	879,821	324,345	231,273
2,017,071,347	1,571,960,020	69.29	20.41	1.00	39,489	30,775	39,498	29,420
58,575,008	39,587,355	-	5.69	0.96	140,814	95,168	146,894	145,836
995,886	824,573	-	9.91	5.07	2,534,060	2,098,151	499,441	223,543
57,579,123	38,762,781	25.10	5.69	0.95	138,551	93,273	145,123	144,964
966,852,209	683,555,374	-	3.65	0.96	127,231	89,951	132,014	131,902
-	-	-	-	-	-	-	-	-
966,852,209	683,555,374	25.38	3.65	0.96	127,231	89,951	132,014	131,902
-	-	-	-	-	-	-	-	-
-	-	-	-	-	-	-	-	-
-	-	-	-	-	-	-	-	-
1,554,945	1,195,308	-	36.90	1.01	32,876	25,272	32,636	13,756
33,699	27,929	-	29.00	10.67	936,091	775,809	87,759	67,399
1,521,246	1,167,378	66.29	36.90	1.00	32,188	24,701	32,188	13,517
954,792	817,715	-	61.54	1.00	5,931	5,079	5,931	4,610
-	-	-	-	-	-	-	-	-
954,792	817,715	64.98	61.54	1.00	5,931	5,079	5,931	4,610
6,066,580	4,371,040	-	59.07	1.00	35,023	25,235	35,023	1,923
-	-	-	-	-	-	-	-	-
6,066,580	4,371,040	22.51	59.07	1.00	35,023	25,235	35,023	1,923
5,739,996	4,574,040	-	-	1.00	16,733	13,334	16,716	1,940
-	-	-	-	-	-	-	-	-
5,739,996	4,574,040	-	-	1.00	16,733	13,334	16,716	1,940
70,899,478	51,074,155	-	24.07	1.94	168,366	121,287	86,903	75,416
57,814,238	43,021,651	-	16.33	7.55	958,554	713,295	127,040	117,902
13,085,240	8,052,503	2.98	24.91	1.00	36,268	22,319	36,272	29,095
317,346,775	272,742,915	-	-	1.00	25,315	21,757	25,256	23,844
3,332,045	2,475,753	-	-	12.35	1,264,053	939,208	102,320	101,612
314,014,731	270,267,162	-	-	1.00	25,054	21,564	25,056	23,652
2,682,430,962	1,955,116,386	-	-	1.00	57,205	41,695	57,205	2,174
2,681,330,311	1,954,447,102	-	-	1.00	57,364	41,813	57,364	2,174
1,100,651	669,284	-	-	1.00	7,388	4,492	7,388	2,545

Note : 1) Based on the date of service provided

2) Psychiatric hospital was newly added to provider type classification as per the amendment of the Medical Service Act (Article 3-2-3, March 5, 2021)

제III-15-15표  
Table III-15-15

요양기관종별  
Current status of benefit cost by

구 분 Division			청 구 건 수 Claims	일 수 Number of Days		원외처방횟수 Prescription times	원외처방일수 Prescription days
				입 내 원 Visit	요 양 급 여 Reimbursed		
<b>총 계 Total</b>			<b>114,079,309</b>	<b>124,692,290</b>	<b>1,149,535,003</b>	<b>-</b>	<b>-</b>
의료기관 및 보건기관 Medical institution and Community health agency	소 계 Subtotal	소계 Subtotal	76,581,359	87,194,340	148,039,191	37,979,926	1,015,175,818
		입원 Inpatient	1,450,926	12,282,768	19,835,481	24,236	427,391
		외래 Outpatient	75,130,433	74,911,572	128,203,710	37,955,690	1,014,748,427
	상 급 종 합 병 원 Tertiary hospital	소계 Subtotal	4,897,828	6,500,222	14,661,656	2,069,888	168,353,600
		입원 Inpatient	334,688	1,959,421	4,803,400	5,574	164,217
		외래 Outpatient	4,563,140	4,540,801	9,858,256	2,064,314	168,189,383
	종 합 병 원 General hospital	소계 Subtotal	8,002,953	10,340,145	33,701,917	3,726,031	200,822,604
		입원 Inpatient	407,513	2,773,442	5,457,149	6,669	113,136
		외래 Outpatient	7,595,440	7,566,703	28,244,768	3,719,362	200,709,468
	병 원 Hospital	소계 Subtotal	4,393,992	6,221,879	9,420,500	2,221,421	60,100,643
		입원 Inpatient	204,532	2,036,218	3,725,290	4,339	73,467
		외래 Outpatient	4,189,460	4,185,661	5,695,210	2,217,082	60,027,176
	요 양 병 원 Healthcare Institute	소계 Subtotal	716,934	4,747,867	5,298,213	94,614	2,416,625
		입원 Inpatient	312,080	4,343,057	4,461,135	295	4,283
		외래 Outpatient	404,854	404,810	837,078	94,319	2,412,342
	정 신 병 원 Psychiatric hospital	소계 Subtotal	115,662	566,151	2,456,344	15,846	440,428
		입원 Inpatient	21,562	472,065	510,699	270	6,017
		외래 Outpatient	94,100	94,086	1,945,645	15,576	434,411
	의 원 Clinic	소계 Subtotal	41,679,253	41,957,868	56,817,994	28,376,853	568,134,013
		입원 Inpatient	135,226	423,583	577,197	6,269	54,300
		외래 Outpatient	41,544,027	41,534,285	56,240,797	28,370,584	568,079,713
	치 과 병 원 Dental hospital	소계 Subtotal	261,200	253,556	255,775	62,713	383,024
		입원 Inpatient	285	1,584	3,554	83	611
		외래 Outpatient	260,915	251,972	252,221	62,630	382,413
	치 과 의 원 Dental clinic	소계 Subtotal	4,973,795	4,828,675	4,832,727	1,224,354	4,397,545
		입원 Inpatient	-	-	-	-	-
		외래 Outpatient	4,973,795	4,828,675	4,832,727	1,224,354	4,397,545
	조 산 원 Midwifery clinic	소계 Subtotal	-	-	-	-	-
		입원 Inpatient	-	-	-	-	-
		외래 Outpatient	-	-	-	-	-
	보 건 의 료 원 Hospitalized healthcenter	소계 Subtotal	53,670	54,481	135,127	34,033	1,270,166
		입원 Inpatient	80	891	1,211	4	70
		외래 Outpatient	53,590	53,590	133,916	34,029	1,270,096
	보 건 소 Health center	소계 Subtotal	178,677	178,677	245,263	105,126	6,384,555
		입원 Inpatient	-	-	-	-	-
		외래 Outpatient	178,677	178,677	245,263	105,126	6,384,555
	보 건 지 소 Health subcenter	소계 Subtotal	220,317	220,317	4,801,341	41,399	2,283,486
		입원 Inpatient	-	-	-	-	-
		외래 Outpatient	220,317	220,317	4,801,341	41,399	2,283,486
	보 건 진 료 소 Primary health carepost	소계 Subtotal	389,322	389,769	3,851,144	-	-
		입원 Inpatient	-	-	-	-	-
		외래 Outpatient	389,322	389,769	3,851,144	-	-
	한 방 병 원 Korean medicine hospital	소계 Subtotal	264,738	486,750	573,706	7,648	189,129
		입원 Inpatient	33,559	255,586	278,831	733	11,290
		외래 Outpatient	231,179	231,164	294,875	6,915	177,839
	한 의 원 Korean medicine clinic	소계 Subtotal	10,433,018	10,447,983	10,987,484	-	-
		입원 Inpatient	1,401	16,921	17,015	-	-
		외래 Outpatient	10,431,617	10,431,062	10,970,469	-	-
약 국 Pharmacy	소 계 Subtotal	소계 Subtotal	37,497,950	37,497,950	1,001,495,812	-	-
		처방 Prescription	37,421,028	37,421,028	1,001,273,019	-	-
		직접 Without prescription	76,922	76,922	222,793	-	-

주 : 1) 진료일 기준  
2) 「의료법」 제 3 조제 2 항제 3 호 개정(2021.3.5. 시행)에 따라 요양기관 종별 구분으로 정신병원 신설



## 진료 현황(70~74세)

the type of institution (Ages 70~74)

(단위 : 건, 일, 회, 원)  
Unit : Claim, Day, Time, KRW

진료비 (천원) Medical Expenses (KRW 1,000)		원외 처방률 Prescription rate (%)	원외처방 횟수당 처방일수 Prescription days per prescription time	건 내원일수 Visits per Claim	건당 진료비 Medical Expenses per claim	건당 급여비 Benefit per claim	일당진료비 Medical Expenses per day	
계 Total	급여비 Benefit						입내원 Visit	요양급여 Reimbursed
10,089,531,557	7,706,233,953	-	-	1.09	88,443	67,552	80,915	8,777
7,829,630,840	6,064,085,486	-	26.73	1.14	102,239	79,185	89,795	52,889
3,760,085,235	3,075,195,214	-	17.63	8.47	2,591,507	2,119,471	306,127	189,564
4,069,545,605	2,988,890,272	50.67	26.74	1.00	54,166	39,783	54,325	31,743
2,058,194,988	1,647,609,007	-	81.33	1.33	420,226	336,396	316,635	140,379
1,351,324,079	1,146,697,040	-	29.46	5.85	4,037,564	3,426,167	689,655	281,327
706,870,909	500,911,967	45.46	81.47	1.00	154,909	109,774	155,671	71,703
1,837,392,666	1,392,463,330	-	53.90	1.29	229,589	173,994	177,695	54,519
1,183,654,955	974,019,166	-	16.96	6.81	2,904,582	2,390,155	426,782	216,900
653,737,711	418,444,165	49.15	53.96	1.00	86,070	55,091	86,397	23,145
810,889,079	589,668,542	-	27.06	1.42	184,545	134,199	130,329	86,077
539,194,047	414,841,775	-	16.93	9.96	2,636,233	2,028,249	264,802	144,739
271,695,032	174,826,766	52.97	27.07	1.00	64,852	41,730	64,911	47,706
480,493,135	376,829,301	-	25.54	6.62	670,206	525,612	101,202	90,690
449,018,349	353,949,120	-	14.52	13.92	1,438,792	1,134,161	103,388	100,651
31,474,786	22,880,181	23.30	25.58	1.00	77,744	56,515	77,752	37,601
49,920,215	38,525,702	-	27.79	4.89	431,604	333,089	88,175	20,323
43,879,471	34,235,323	-	22.29	21.89	2,035,037	1,587,762	92,952	85,920
6,040,743	4,290,379	16.56	27.89	1.00	64,195	45,594	64,204	3,105
1,725,574,931	1,361,540,513	-	20.02	1.01	41,401	32,667	41,126	30,370
156,892,421	124,333,152	-	8.66	3.13	1,160,224	919,447	370,394	271,818
1,568,682,510	1,237,207,361	68.31	20.02	1.00	37,760	29,781	37,768	27,892
30,246,648	20,300,973	-	6.11	0.97	115,799	77,722	119,290	118,255
816,937	669,726	-	7.36	5.56	2,866,444	2,349,915	515,743	229,864
29,429,711	19,631,248	24.86	6.11	0.97	112,794	75,240	116,798	116,682
518,573,373	368,041,592	-	3.59	0.97	104,261	73,996	107,395	107,305
-	-	-	-	-	-	-	-	-
518,573,373	368,041,592	25.36	3.59	0.97	104,261	73,996	107,395	107,305
-	-	-	-	-	-	-	-	-
-	-	-	-	-	-	-	-	-
-	-	-	-	-	-	-	-	-
1,777,555	1,370,353	-	37.32	1.02	33,120	25,533	32,627	13,155
83,839	69,643	-	17.50	11.14	1,047,990	870,533	94,096	69,231
1,693,716	1,300,710	63.50	37.32	1.00	31,605	24,272	31,605	12,648
1,079,805	912,606	-	60.73	1.00	6,043	5,108	6,043	4,403
-	-	-	-	-	-	-	-	-
1,079,805	912,606	58.84	60.73	1.00	6,043	5,108	6,043	4,403
9,072,242	6,499,073	-	55.16	1.00	41,178	29,499	41,178	1,890
-	-	-	-	-	-	-	-	-
9,072,242	6,499,073	18.79	55.16	1.00	41,178	29,499	41,178	1,890
7,266,685	5,675,121	-	-	1.00	18,665	14,577	18,644	1,887
-	-	-	-	-	-	-	-	-
7,266,685	5,675,121	-	-	1.00	18,665	14,577	18,644	1,887
41,929,109	30,333,322	-	24.73	1.84	158,380	114,579	86,141	73,085
33,480,619	25,079,742	-	15.40	7.62	997,664	747,333	130,996	120,075
8,448,490	5,253,580	2.99	25.72	1.00	36,545	22,725	36,548	28,651
257,220,410	224,316,050	-	-	1.00	24,654	21,501	24,619	23,410
1,740,518	1,300,528	-	-	12.08	1,242,340	928,286	102,861	102,293
255,479,891	223,015,522	-	-	1.00	24,491	21,379	24,492	23,288
2,259,900,717	1,642,148,467	-	-	1.00	60,267	43,793	60,267	2,257
2,259,343,984	1,641,809,649	-	-	1.00	60,376	43,874	60,376	2,256
556,733	338,818	-	-	1.00	7,238	4,405	7,238	2,499

Note : 1) Based on the date of service provided

2) Psychiatric hospital was newly added to provider type classification as per the amendment of the Medical Service Act (Article 3-2-3, March 5, 2021)

제III-15-16표  
Table III-15-16

요양기관종별

Current status of benefit cost by

구 분 Division			청 구 건 수 Claims	일 수 Number of Days		원외처방횟수 Prescription times	원외처방일수 Prescription days
				입 내 원 Visit	요 양 급 여 Reimbursed		
<b>총 계 Total</b>			<b>90,393,259</b>	<b>103,270,245</b>	<b>939,415,738</b>	<b>-</b>	<b>-</b>
의료기관 및 보건기관 Medical institution and Community health agency	소 계 Subtotal	소계 Subtotal	60,720,089	73,597,075	138,434,117	30,232,206	818,793,402
		입원 Inpatient	1,495,221	14,541,231	21,071,490	19,872	359,794
		외래 Outpatient	59,224,868	59,055,844	117,362,627	30,212,334	818,433,608
	상 급 종 합 병 원 Tertiary hospital	소계 Subtotal	3,806,005	5,260,402	11,919,435	1,690,563	138,098,778
		입원 Inpatient	280,012	1,751,832	4,035,394	4,351	129,571
		외래 Outpatient	3,525,993	3,508,570	7,884,041	1,686,212	137,969,207
	종 합 병 원 General hospital	소계 Subtotal	6,978,140	9,555,285	39,817,850	3,291,866	178,525,882
		입원 Inpatient	406,909	3,009,182	5,591,516	6,420	115,657
		외래 Outpatient	6,571,231	6,546,103	34,226,334	3,285,446	178,410,225
	병 원 Hospital	소계 Subtotal	3,203,357	4,865,952	7,774,949	1,677,587	46,340,061
		입원 Inpatient	169,286	1,834,926	3,193,298	3,854	65,037
		외래 Outpatient	3,034,071	3,031,026	4,581,651	1,673,733	46,275,024
	요 양 병 원 Healthcare Institute	소계 Subtotal	844,025	7,510,874	8,094,508	93,686	2,458,144
		입원 Inpatient	504,974	7,171,858	7,336,467	454	4,268
		외래 Outpatient	339,051	339,016	758,041	93,232	2,453,876
	정 신 병 원 Psychiatric hospital	소계 Subtotal	91,607	388,754	2,015,935	12,981	369,975
		입원 Inpatient	13,907	311,068	332,465	174	4,401
		외래 Outpatient	77,700	77,686	1,683,470	12,807	365,574
	의 원 Clinic	소계 Subtotal	33,042,955	33,237,299	45,659,631	22,385,350	440,520,220
		입원 Inpatient	98,998	300,749	403,885	4,041	33,023
		외래 Outpatient	32,943,957	32,936,550	45,255,746	22,381,309	440,487,197
	치 과 병 원 Dental hospital	소계 Subtotal	165,544	160,980	162,810	40,956	275,422
		입원 Inpatient	230	1,304	2,918	57	439
		외래 Outpatient	165,314	159,676	159,892	40,899	274,983
	치 과 의 원 Dental clinic	소계 Subtotal	3,501,545	3,391,157	3,393,706	863,598	3,077,332
		입원 Inpatient	-	-	-	-	-
		외래 Outpatient	3,501,545	3,391,157	3,393,706	863,598	3,077,332
	조 산 원 Midwifery clinic	소계 Subtotal	-	-	-	-	-
		입원 Inpatient	-	-	-	-	-
		외래 Outpatient	-	-	-	-	-
	보 건 의 료 원 Hospitalized healthcenter	소계 Subtotal	53,172	53,972	130,818	34,167	1,273,864
		입원 Inpatient	97	899	1,273	8	140
		외래 Outpatient	53,075	53,073	129,545	34,159	1,273,724
	보 건 소 Health center	소계 Subtotal	167,158	167,158	236,523	95,202	5,621,339
		입원 Inpatient	-	-	-	-	-
		외래 Outpatient	167,158	167,158	236,523	95,202	5,621,339
	보 건 지 소 Health subcenter	소계 Subtotal	246,061	246,061	5,833,515	40,377	2,092,253
		입원 Inpatient	-	-	-	-	-
		외래 Outpatient	246,061	246,061	5,833,515	40,377	2,092,253
	보 건 진 료 소 Primary health carepost	소계 Subtotal	423,524	424,085	4,578,626	-	-
		입원 Inpatient	-	-	-	-	-
		외래 Outpatient	423,524	424,085	4,578,626	-	-
	한 방 병 원 Korean medicine hospital	소계 Subtotal	178,831	309,940	369,281	5,873	140,132
		입원 Inpatient	20,056	151,173	165,992	513	7,258
		외래 Outpatient	158,775	158,767	203,289	5,360	132,874
	한 의 원 Korean medicine clinic	소계 Subtotal	8,018,165	8,025,156	8,446,530	-	-
		입원 Inpatient	752	8,240	8,282	-	-
		외래 Outpatient	8,017,413	8,016,916	8,438,248	-	-
약 국 Pharmacy		소계 Subtotal	29,673,170	29,673,170	800,981,621	-	-
		처방 Prescription	29,628,152	29,628,152	800,850,944	-	-
		직접 Without prescription	45,018	45,018	130,677	-	-

주 : 1) 진료일 기준  
2) 「의료법」 제 3 조제 2 항제 3 호 개정(2021.3.5. 시행)에 따라 요양기관 종별 구분으로 정신병원 신설

## 진료 현황(75~79세)

the type of institution (Ages 75~79)

(단위 : 건, 일, 회, 원)  
Unit : Claim, Day, Time, KRW

진료비 (천원) Medical Expenses (KRW 1,000)		원외 처방률 Prescription rate (%)	원외처방 횟수당 처방일수 Prescription days per prescription time	건 당 입내원일수 Visits per Claim	건당 진료비 Medical Expenses perclaim	건당 급여비 Benefit per claim	일당진료비 Medical Expenses per day	
계 Total	급여비 Benefit						입내원 Visit	요양급여 Reimbursed
<b>8,767,184,582</b>	<b>6,727,785,208</b>	-	-	<b>1.14</b>	<b>96,989</b>	<b>74,428</b>	<b>84,896</b>	<b>9,333</b>
6,883,967,635	5,357,703,740	-	27.08	1.21	113,372	88,236	93,536	49,727
3,770,532,439	3,061,841,475	-	18.11	9.73	2,521,723	2,047,752	259,299	178,940
3,113,435,196	2,295,862,265	51.16	27.09	1.00	52,570	38,765	52,720	26,528
1,702,221,857	1,357,371,219	-	81.69	1.38	447,246	356,639	323,592	142,811
1,174,429,044	986,987,860	-	29.78	6.26	4,194,210	3,524,806	670,400	291,032
527,792,813	370,383,359	48.06	81.82	1.00	149,686	105,044	150,430	66,944
1,791,250,801	1,370,228,633	-	54.23	1.37	256,695	196,360	187,462	44,986
1,231,730,606	1,010,630,852	-	18.02	7.40	3,027,042	2,483,678	409,324	220,286
559,520,196	359,597,782	50.19	54.30	1.00	85,147	54,723	85,474	16,348
673,821,847	497,200,032	-	27.62	1.52	210,349	155,212	138,477	86,666
472,540,339	365,334,503	-	16.88	10.84	2,791,373	2,158,090	257,526	147,979
201,281,508	131,865,529	55.22	27.65	1.00	66,340	43,462	66,407	43,932
750,600,892	586,552,517	-	26.24	8.90	889,311	694,947	99,935	92,730
724,684,771	567,339,970	-	9.40	14.20	1,435,093	1,123,503	101,046	98,778
25,916,121	19,212,547	27.50	26.32	1.00	76,437	56,666	76,445	34,188
34,431,067	26,390,136	-	28.50	4.24	375,856	288,080	88,568	17,079
29,251,229	22,763,783	-	25.29	22.37	2,103,346	1,636,858	94,035	87,983
5,179,839	3,626,352	16.49	28.54	1.00	66,665	46,671	66,677	3,077
1,299,855,222	1,037,423,145	-	19.68	1.01	39,338	31,396	39,108	28,468
115,845,685	92,125,137	-	8.17	3.04	1,170,182	930,576	385,191	286,828
1,184,009,537	945,298,007	67.95	19.68	1.00	35,940	28,694	35,948	26,163
18,813,257	12,654,503	-	6.72	0.97	113,645	76,442	116,867	115,553
584,330	469,767	-	7.70	5.67	2,540,567	2,042,466	448,106	200,250
18,228,926	12,184,736	25.61	6.72	0.97	110,268	73,707	114,162	114,008
368,195,981	261,851,063	-	3.56	0.97	105,152	74,782	108,575	108,494
-	-	-	-	-	-	-	-	-
368,195,981	261,851,063	25.47	3.56	0.97	105,152	74,782	108,575	108,494
-	-	-	-	-	-	-	-	-
-	-	-	-	-	-	-	-	-
-	-	-	-	-	-	-	-	-
1,775,511	1,373,507	-	37.28	1.02	33,392	25,831	32,897	13,572
79,060	65,565	-	17.50	9.27	815,051	675,924	87,942	62,105
1,696,451	1,307,943	64.36	37.29	1.00	31,963	24,643	31,964	13,095
1,025,148	862,079	-	59.05	1.00	6,133	5,157	6,133	4,334
-	-	-	-	-	-	-	-	-
1,025,148	862,079	56.95	59.05	1.00	6,133	5,157	6,133	4,334
10,961,564	7,841,295	-	51.82	1.00	44,548	31,867	44,548	1,879
-	-	-	-	-	-	-	-	-
10,961,564	7,841,295	16.41	51.82	1.00	44,548	31,867	44,548	1,879
8,501,436	6,565,749	-	-	1.00	20,073	15,503	20,047	1,857
-	-	-	-	-	-	-	-	-
8,501,436	6,565,749	-	-	1.00	20,073	15,503	20,047	1,857
26,291,277	19,111,307	-	23.86	1.73	147,017	106,868	84,827	71,196
20,501,256	15,458,499	-	14.15	7.54	1,022,201	770,767	135,615	123,507
5,790,021	3,652,808	3.38	24.79	1.00	36,467	23,006	36,469	28,482
196,221,775	172,278,555	-	-	1.00	24,472	21,486	24,451	23,231
886,119	665,539	-	-	10.96	1,178,350	885,025	107,539	106,993
195,335,656	171,613,016	-	-	1.00	24,364	21,405	24,365	23,149
1,883,216,947	1,370,081,468	-	-	1.00	63,465	46,172	63,465	2,351
1,882,894,803	1,369,884,633	-	-	1.00	63,551	46,236	63,551	2,351
322,144	196,836	-	-	1.00	7,156	4,372	7,156	2,465

Note : 1) Based on the date of service provided

2) Psychiatric hospital was newly added to provider type classification as per the amendment of the Medical Service Act (Article 3-2-3, March 5, 2021)

제III-15-17표  
Table III-15-17

요양기관종별

Current status of benefit cost by

구 분 Division			청 구 건 수 Claims	일 수 Number of Days		원외처방횟수 Prescription times	원외처방일수 Prescription days
				입 내 원 Visit	요 양 급 여 Reimbursed		
<b>총 계 Total</b>			<b>67,898,364</b>	<b>85,563,755</b>	<b>741,410,890</b>	<b>-</b>	<b>-</b>
의료기관 및 보건기관 Medical institution and Community health agency	소 계 Subtotal	소계 Subtotal	44,936,664	62,602,055	106,291,096	23,086,175	638,100,455
		입원 Inpatient	1,734,867	19,525,236	24,987,865	16,172	293,318
		외래 Outpatient	43,201,797	43,076,819	81,303,231	23,070,003	637,807,137
	상 급 종 합 병 원 Tertiary hospital	소계 Subtotal	2,674,755	3,889,809	8,969,632	1,271,145	106,184,386
		입원 Inpatient	221,109	1,448,283	3,131,479	2,554	84,333
		외래 Outpatient	2,453,646	2,441,526	5,838,153	1,268,591	106,100,053
	종 합 병 원 General hospital	소계 Subtotal	4,981,459	7,640,152	18,774,790	2,615,264	144,221,707
		입원 Inpatient	400,053	3,078,383	5,406,314	6,113	108,541
		외래 Outpatient	4,581,406	4,561,769	13,368,476	2,609,151	144,113,166
	병 원 Hospital	소계 Subtotal	2,304,339	3,840,193	6,010,925	1,272,897	35,912,141
		입원 Inpatient	151,415	1,689,914	2,807,294	3,749	62,223
		외래 Outpatient	2,152,924	2,150,279	3,203,631	1,269,148	35,849,918
	요 양 병 원 Healthcare Institute	소계 Subtotal	1,240,228	13,133,887	13,944,409	128,719	3,510,131
		입원 Inpatient	878,794	12,772,510	13,010,247	760	8,190
		외래 Outpatient	361,434	361,377	934,162	127,959	3,501,941
	정 신 병 원 Psychiatric hospital	소계 Subtotal	83,778	288,891	1,903,872	13,238	409,039
		입원 Inpatient	9,500	214,626	230,098	113	2,545
		외래 Outpatient	74,278	74,265	1,673,774	13,125	406,494
	의 원 Clinic	소계 Subtotal	24,973,105	25,105,964	35,953,636	17,053,420	338,057,017
		입원 Inpatient	59,137	197,390	266,424	2,365	19,768
		외래 Outpatient	24,913,968	24,908,574	35,687,212	17,051,055	338,037,249
	치 과 병 원 Dental hospital	소계 Subtotal	99,879	97,049	98,479	25,186	189,117
		입원 Inpatient	184	1,010	2,320	45	362
		외래 Outpatient	99,695	96,039	96,159	25,141	188,755
	치 과 의 원 Dental clinic	소계 Subtotal	2,298,370	2,216,702	2,218,334	553,886	1,943,195
		입원 Inpatient	-	-	-	-	-
		외래 Outpatient	2,298,370	2,216,702	2,218,334	553,886	1,943,195
	조 산 원 Midwifery clinic	소계 Subtotal	-	-	-	-	-
		입원 Inpatient	-	-	-	-	-
		외래 Outpatient	-	-	-	-	-
	보 건 의 료 원 Hospitalized healthcenter	소계 Subtotal	48,100	49,733	122,135	32,025	1,187,472
		입원 Inpatient	137	1,770	2,403	19	473
		외래 Outpatient	47,963	47,963	119,732	32,006	1,186,999
	보 건 소 Health center	소계 Subtotal	126,552	126,552	186,713	77,222	4,491,342
		입원 Inpatient	-	-	-	-	-
		외래 Outpatient	126,552	126,552	186,713	77,222	4,491,342
	보 건 지 소 Health subcenter	소계 Subtotal	270,405	270,405	6,900,044	38,367	1,876,596
		입원 Inpatient	-	-	-	-	-
		외래 Outpatient	270,405	270,405	6,900,044	38,367	1,876,596
	보 건 진 료 소 Primary health carepost	소계 Subtotal	476,079	476,576	5,399,548	-	-
		입원 Inpatient	-	-	-	-	-
		외래 Outpatient	476,079	476,576	5,399,548	-	-
	한 방 병 원 Korean medicine hospital	소계 Subtotal	109,997	212,552	256,298	4,806	118,312
		입원 Inpatient	14,040	116,599	126,478	454	6,883
		외래 Outpatient	95,957	95,953	129,820	4,352	111,429
	한 의 원 Korean medicine clinic	소계 Subtotal	5,249,618	5,253,590	5,552,281	-	-
		입원 Inpatient	498	4,751	4,808	-	-
		외래 Outpatient	5,249,120	5,248,839	5,547,473	-	-
약 국 Pharmacy		소계 Subtotal	22,961,700	22,961,700	635,119,794	-	-
		처방 Prescription	22,931,264	22,931,264	635,031,036	-	-
		직접 Without prescription	30,436	30,436	88,758	-	-

주 : 1) 진료일 기준

2) 「의료법」 제 3 조제 2 항제 3 호 개정(2021.3.5. 시행)에 따라 요양기관 종별 구분으로 정신병원 신설

## 진료 현황(80~84세)

the type of institution (Ages 80~84)

(단위 : 건, 일, 회, 원)  
Unit : Claim, Day, Time, KRW

진료비 (천원) Medical Expenses (KRW 1,000)		원외 처방률 Prescription rate (%)	원외처방 횟수당 처방일수 Prescription days per prescription time	건당 입내원일수 Visits per Claim	건당 진료비 Medical Expenses per claim	건당 급여비 Benefit per claim	일당진료비 Medical Expenses per day	
계 Total	급여비 Benefit						입내원 Visit	요양급여 Reimbursed
<b>7,639,311,122</b>	<b>5,893,856,689</b>	-	-	<b>1.26</b>	<b>112,511</b>	<b>86,804</b>	<b>89,282</b>	<b>10,304</b>
6,076,112,361	4,749,697,626	-	27.64	1.39	135,215	105,698	97,059	57,165
3,906,384,058	3,140,239,161	-	18.14	11.25	2,251,691	1,810,075	200,068	156,331
2,169,728,303	1,609,458,465	53.56	27.65	1.00	50,223	37,254	50,369	26,687
1,284,838,216	1,020,955,402	-	83.53	1.45	480,357	381,701	330,309	143,243
945,887,303	789,742,310	-	33.02	6.55	4,277,923	3,571,733	653,109	302,058
338,950,914	231,213,092	51.96	83.64	1.00	138,142	94,232	138,827	58,058
1,600,311,263	1,246,956,008	-	55.15	1.53	321,254	250,319	209,461	85,237
1,216,462,357	995,963,497	-	17.76	7.69	3,040,753	2,489,579	395,163	225,008
383,848,907	250,992,511	57.20	55.23	1.00	83,784	54,785	84,145	28,713
546,254,996	408,848,513	-	28.21	1.67	237,055	177,426	142,247	90,877
404,472,370	314,282,429	-	16.60	11.16	2,671,283	2,075,636	239,345	144,079
141,782,626	94,566,084	59.02	28.25	1.00	65,856	43,924	65,937	44,257
1,256,230,419	973,965,943	-	27.27	10.59	1,012,903	785,312	95,648	90,088
1,231,887,750	955,568,953	-	10.78	14.53	1,401,794	1,087,364	96,448	94,686
24,342,669	18,396,991	35.41	27.37	1.00	67,350	50,900	67,361	26,058
25,519,849	19,206,325	-	30.90	3.45	304,613	229,253	88,337	13,404
20,413,668	15,673,526	-	22.52	22.59	2,148,807	1,649,845	95,113	88,717
5,106,181	3,532,799	17.67	30.97	1.00	68,744	47,562	68,756	3,051
919,581,077	741,564,256	-	19.82	1.01	36,823	29,695	36,628	25,577
69,851,212	55,768,677	-	8.36	3.34	1,181,176	943,042	353,874	262,181
849,729,864	685,795,579	68.45	19.83	1.00	34,107	27,527	34,114	23,810
11,468,685	7,750,581	-	7.51	0.97	114,826	77,600	118,174	116,458
435,103	349,677	-	8.04	5.49	2,364,688	1,900,421	430,795	187,544
11,033,583	7,400,904	26.18	7.51	0.96	110,673	74,235	114,886	114,743
258,444,935	183,916,968	-	3.51	0.96	112,447	80,021	116,590	116,504
-	-	-	-	-	-	-	-	-
258,444,935	183,916,968	24.99	3.51	0.96	112,447	80,021	116,590	116,504
-	-	-	-	-	-	-	-	-
-	-	-	-	-	-	-	-	-
-	-	-	-	-	-	-	-	-
1,681,559	1,304,162	-	37.08	1.03	34,960	27,114	33,812	13,768
170,065	139,868	-	24.89	12.92	1,241,348	1,020,931	96,082	70,772
1,511,494	1,164,295	66.73	37.09	1.00	31,514	24,275	31,514	12,624
790,675	667,059	-	58.16	1.00	6,248	5,271	6,248	4,235
-	-	-	-	-	-	-	-	-
790,675	667,059	61.02	58.16	1.00	6,248	5,271	6,248	4,235
12,893,784	9,216,802	-	48.91	1.00	47,683	34,085	47,683	1,869
-	-	-	-	-	-	-	-	-
12,893,784	9,216,802	14.19	48.91	1.00	47,683	34,085	47,683	1,869
9,943,221	7,639,566	-	-	1.00	20,886	16,047	20,864	1,841
-	-	-	-	-	-	-	-	-
9,943,221	7,639,566	-	-	1.00	20,886	16,047	20,864	1,841
19,752,398	14,559,501	-	24.62	1.93	179,572	132,363	92,930	77,068
16,300,108	12,367,578	-	15.16	8.30	1,160,976	880,882	139,796	128,877
3,452,289	2,191,923	4.54	25.60	1.00	35,977	22,843	35,979	26,593
128,401,285	113,146,540	-	-	1.00	24,459	21,553	24,441	23,126
504,123	382,647	-	-	9.54	1,012,296	768,367	106,109	104,851
127,897,161	112,763,893	-	-	1.00	24,365	21,482	24,367	23,055
1,563,198,761	1,144,159,063	-	-	1.00	68,079	49,829	68,079	2,461
1,562,981,027	1,144,025,975	-	-	1.00	68,159	49,889	68,159	2,461
217,733	133,088	-	-	1.00	7,154	4,373	7,154	2,453

Note : 1) Based on the date of service provided

2) Psychiatric hospital was newly added to provider type classification as per the amendment of the Medical Service Act (Article 3-2-3, March 5, 2021)

제III-15-18표  
Table III-15-18

요양기관종별  
Current status of benefit cost by

구 분 Division			청 구 건 수 Claims	일 수 Number of Days		원외처방횟수 Prescription times	원외처방일수 Prescription days
				입 내 원 Visit	요 양 급 여 Reimbursed		
<b>총 계 Total</b>			<b>39,167,083</b>	<b>65,285,200</b>	<b>484,261,278</b>	<b>-</b>	<b>-</b>
의료기관 및 보건기관 Medical institution and Community health agency	소 계 Subtotal	소계 Subtotal	25,719,844	51,837,961	83,570,557	13,457,301	402,125,065
		입원 Inpatient	2,190,723	28,372,556	32,472,463	12,028	204,398
		외래 Outpatient	23,529,121	23,465,405	51,098,094	13,445,273	401,920,667
	상 급 종 합 병 원 Tertiary hospital	소계 Subtotal	1,321,175	2,135,046	5,112,414	652,310	56,501,701
		입원 Inpatient	143,820	963,026	1,946,599	1,082	37,375
		외래 Outpatient	1,177,355	1,172,020	3,165,815	651,228	56,464,326
	종 합 병 원 General hospital	소계 Subtotal	3,509,154	6,191,775	14,331,271	1,918,158	105,460,079
		입원 Inpatient	376,820	3,070,761	5,037,244	5,248	91,515
		외래 Outpatient	3,132,334	3,121,014	9,294,027	1,912,910	105,368,564
	병 원 Hospital	소계 Subtotal	1,589,200	2,844,467	4,428,591	937,675	27,573,187
		입원 Inpatient	117,952	1,375,292	2,127,781	3,135	48,753
		외래 Outpatient	1,471,248	1,469,175	2,300,810	934,540	27,524,434
	요 양 병 원 Healthcare Institute	소계 Subtotal	1,962,465	23,089,858	24,217,141	208,404	5,567,496
		입원 Inpatient	1,514,682	22,642,100	22,991,341	1,168	9,072
		외래 Outpatient	447,783	447,758	1,225,800	207,236	5,558,424
	정 신 병 원 Psychiatric hospital	소계 Subtotal	69,188	190,692	1,595,875	12,881	422,424
		입원 Inpatient	5,521	127,027	133,477	59	1,393
		외래 Outpatient	63,667	63,665	1,462,398	12,822	421,031
	의 원 Clinic	소계 Subtotal	13,392,009	13,474,567	20,639,451	9,400,106	201,236,640
		입원 Inpatient	22,867	108,282	144,085	1,030	10,817
		외래 Outpatient	13,369,142	13,366,285	20,495,366	9,399,076	201,225,823
	치 과 병 원 Dental hospital	소계 Subtotal	43,534	42,295	43,249	11,240	89,074
		입원 Inpatient	123	629	1,508	25	183
		외래 Outpatient	43,411	41,666	41,741	11,215	88,891
	치 과 의 원 Dental clinic	소계 Subtotal	1,005,800	965,147	965,771	228,993	796,971
		입원 Inpatient	-	-	-	-	-
		외래 Outpatient	1,005,800	965,147	965,771	228,993	796,971
	조 산 원 Midwifery clinic	소계 Subtotal	-	-	-	-	-
		입원 Inpatient	-	-	-	-	-
		외래 Outpatient	-	-	-	-	-
	보 건 의 료 원 Hospitalized healthcenter	소계 Subtotal	31,586	33,919	83,057	22,060	851,630
		입원 Inpatient	159	2,492	3,274	14	160
		외래 Outpatient	31,427	31,427	79,783	22,046	851,470
	보 건 소 Health center	소계 Subtotal	59,971	59,971	91,890	40,051	2,409,209
		입원 Inpatient	-	-	-	-	-
		외래 Outpatient	59,971	59,971	91,890	40,051	2,409,209
	보 건 지 소 Health subcenter	소계 Subtotal	174,683	174,683	5,168,488	21,910	1,115,196
		입원 Inpatient	-	-	-	-	-
		외래 Outpatient	174,683	174,683	5,168,488	21,910	1,115,196
	보 건 진 료 소 Primary health carepost	소계 Subtotal	346,460	346,856	4,410,495	-	-
		입원 Inpatient	-	-	-	-	-
		외래 Outpatient	346,460	346,856	4,410,495	-	-
	한 방 병 원 Korean medicine hospital	소계 Subtotal	53,619	125,400	150,322	3,513	101,458
		입원 Inpatient	8,507	80,289	84,474	267	5,130
		외래 Outpatient	45,112	45,111	65,848	3,246	96,328
	한 의 원 Korean medicine clinic	소계 Subtotal	2,161,000	2,163,285	2,332,542	-	-
		입원 Inpatient	272	2,658	2,680	-	-
		외래 Outpatient	2,160,728	2,160,627	2,329,862	-	-
약 국 Pharmacy		소계 Subtotal	13,447,239	13,447,239	400,690,721	-	-
		처방 Prescription	13,430,535	13,430,535	400,642,052	-	-
		직접 Without prescription	16,704	16,704	48,669	-	-

주 : 1) 진료일 기준  
2) 「의료법」 제 3 조제 2 항제 3 호 개정(2021.3.5. 시행)에 따라 요양기관 종별 구분으로 정신병원 신설

# 진료 현황(85세 이상)

## the type of institution (Over Ages 85)

(단위 : 건, 일, 회, 원)  
Unit : Claim, Day, Time, KRW

진 료 비 ( 천 원 ) Medical Expenses (KRW 1,000)		원 외 처방률 Prescription rate (%)	원외처방 횟수당 처방일수 Prescription days per prescription time	건 당 입내원일수 Visits per Claim	건 당 진료비 Medical Expenses perclaim	건 당 금 여 비 Benefit per claim	일 당 진 료 비 Medical Expenses per day	
계 Total	금 여 비 Benefit						입 내 원 Visit	요 양 금 여 Reimbursed
<b>6,211,418,128</b>	<b>4,755,345,770</b>	-	-	<b>1.67</b>	<b>158,588</b>	<b>121,412</b>	<b>95,143</b>	<b>12,827</b>
5,196,969,320	4,021,869,167	-	29.88	2.02	202,061	156,372	100,254	62,187
4,093,428,548	3,215,896,207	-	16.99	12.95	1,868,529	1,467,961	144,274	126,058
1,103,540,772	805,972,961	57.30	29.89	1.00	46,901	34,254	47,028	21,597
726,769,492	570,625,641	-	86.62	1.62	550,093	431,908	340,400	142,158
586,355,075	480,188,799	-	34.54	6.70	4,077,007	3,338,818	608,867	301,220
140,414,417	90,436,843	55.56	86.70	1.00	119,263	76,814	119,805	44,353
1,347,865,922	1,052,376,621	-	54.98	1.76	384,100	299,895	217,687	94,051
1,118,203,150	906,475,103	-	17.44	8.15	2,967,473	2,405,592	364,145	221,987
229,662,773	145,901,518	61.29	55.08	1.00	73,320	46,579	73,586	24,711
374,180,767	282,045,926	-	29.41	1.79	235,452	177,477	131,547	84,492
288,032,052	224,590,791	-	15.55	11.66	2,441,943	1,904,086	209,433	135,367
86,148,714	57,455,135	63.61	29.45	1.00	58,555	39,052	58,637	37,443
2,070,004,528	1,579,553,227	-	26.71	11.77	1,054,798	804,882	89,650	85,477
2,048,866,237	1,564,040,433	-	7.77	14.95	1,352,671	1,032,587	90,489	89,115
21,138,290	15,512,793	46.28	26.82	1.00	47,207	34,644	47,209	17,244
16,563,299	12,282,535	-	32.79	2.76	239,396	177,524	86,859	10,379
12,319,597	9,394,150	-	23.61	23.01	2,231,407	1,701,531	96,984	92,298
4,243,702	2,888,385	20.14	32.84	1.00	66,655	45,367	66,657	2,902
446,264,964	362,004,988	-	21.41	1.01	33,323	27,031	33,119	21,622
27,592,789	22,070,899	-	10.50	4.74	1,206,664	965,186	254,823	191,504
418,672,175	339,934,089	70.32	21.41	1.00	31,316	25,427	31,323	20,428
5,303,110	3,605,700	-	7.92	0.97	121,815	82,825	125,384	122,618
237,815	184,377	-	7.32	5.11	1,933,458	1,499,000	378,085	157,702
5,065,294	3,421,323	26.92	7.93	0.96	116,682	78,812	121,569	121,351
124,742,737	88,779,516	-	3.48	0.96	124,023	88,268	129,247	129,164
-	-	-	-	-	-	-	-	-
124,742,737	88,779,516	23.73	3.48	0.96	124,023	88,268	129,247	129,164
-	-	-	-	-	-	-	-	-
-	-	-	-	-	-	-	-	-
-	-	-	-	-	-	-	-	-
1,226,778	950,806	-	38.61	1.07	38,839	30,102	36,168	14,770
238,814	191,370	-	11.43	15.67	1,501,975	1,203,588	95,832	72,943
987,964	759,436	70.15	38.62	1.00	31,437	24,165	31,437	12,383
383,268	325,348	-	60.15	1.00	6,391	5,425	6,391	4,171
-	-	-	-	-	-	-	-	-
383,268	325,348	66.78	60.15	1.00	6,391	5,425	6,391	4,171
9,550,906	6,815,367	-	50.90	1.00	54,676	39,016	54,676	1,848
-	-	-	-	-	-	-	-	-
9,550,906	6,815,367	12.54	50.90	1.00	54,676	39,016	54,676	1,848
7,974,542	6,051,398	-	-	1.00	23,017	17,466	22,991	1,808
-	-	-	-	-	-	-	-	-
7,974,542	6,051,398	-	-	1.00	23,017	17,466	22,991	1,808
12,977,859	9,640,501	-	28.88	2.34	242,038	179,796	103,492	86,334
11,317,724	8,556,750	-	19.21	9.44	1,330,401	1,005,848	140,962	133,979
1,660,136	1,083,751	7.20	29.68	1.00	36,800	24,024	36,801	25,212
53,161,149	46,811,594	-	-	1.00	24,600	21,662	24,574	22,791
265,294	203,533	-	-	9.77	975,346	748,285	99,810	98,990
52,895,855	46,608,061	-	-	1.00	24,481	21,571	24,482	22,703
1,014,448,809	733,476,603	-	-	1.00	75,439	54,545	75,439	2,532
1,014,329,028	733,403,416	-	-	1.00	75,524	54,607	75,524	2,532
119,781	73,187	-	-	1.00	7,171	4,381	7,171	2,461

Note : 1) Based on the date of service provided

2) Psychiatric hospital was newly added to provider type classification as per the amendment of the Medical Service Act (Article 3-2-3, March 5, 2021)

제III-16표  
Table III-16

월별 진료  
Current status of monthly

구 분	청 구 건 수 Claims	일 수 Number of Days		진 료 비 ( 천 원 ) Medical Expenses (KRW 1,000)	
		입 내 원 Visit	요 양 급 여 Reimbursed	계 Total	급 여 비 Benefit
<b>계</b>	<b>1,455,405,154</b>	<b>1,574,265,228</b>	<b>10,975,948,318</b>	<b>105,897,205,248</b>	<b>79,554,633,547</b>
1 월	107,761,971	119,218,069	869,070,228	8,577,031,377	6,434,434,196
2 월	107,461,056	117,020,412	808,831,467	8,001,057,534	5,981,426,961
3 월	146,463,873	157,011,386	962,505,113	10,123,271,336	7,610,887,674
4 월	129,193,520	138,931,921	919,447,666	8,970,541,592	6,733,793,006
5 월	118,149,956	127,785,230	914,669,197	8,739,727,391	6,553,287,077
6 월	110,397,493	119,699,052	877,863,233	8,387,201,245	6,285,286,086
7 월	118,670,170	128,544,227	908,140,936	8,730,231,881	6,553,167,302
8 월	125,236,298	135,527,094	951,209,894	9,208,424,929	6,958,501,498
9 월	117,062,312	126,582,699	920,787,639	8,558,503,244	6,449,392,732
10 월	118,055,610	127,813,050	911,734,600	8,588,580,554	6,461,067,500
11 월	125,321,319	135,066,087	946,309,288	8,996,370,598	6,767,631,544
12 월	131,631,576	141,066,001	985,379,057	9,016,263,566	6,765,757,971
<b>입원</b>	<b>17,676,339</b>	<b>138,115,640</b>	<b>214,108,676</b>	<b>36,642,907,847</b>	<b>29,821,208,984</b>
1 월	1,633,464	13,258,647	20,349,580	3,306,131,802	2,692,405,024
2 월	1,459,084	11,172,598	16,742,814	2,735,448,153	2,223,049,103
3 월	1,691,586	12,397,079	18,258,473	3,126,028,527	2,554,030,019
4 월	1,471,153	11,341,475	17,324,111	3,012,103,879	2,456,506,319
5 월	1,381,760	11,156,538	17,552,646	3,064,770,804	2,490,141,739
6 월	1,327,916	10,758,836	17,058,116	2,968,567,912	2,408,430,112
7 월	1,415,021	11,419,191	17,962,555	3,073,789,267	2,497,547,066
8 월	1,544,051	11,960,660	18,870,573	3,248,695,582	2,653,156,072
9 월	1,405,845	11,043,440	17,428,381	2,999,069,820	2,443,783,150
10 월	1,381,971	11,246,030	17,574,353	3,035,888,800	2,468,829,499
11 월	1,459,379	11,316,047	17,908,787	3,118,981,063	2,538,999,216
12 월	1,505,109	11,045,099	17,078,287	2,953,432,237	2,394,331,665
<b>외래</b>	<b>1,437,728,815</b>	<b>1,436,149,588</b>	<b>10,761,839,642</b>	<b>69,254,297,401</b>	<b>49,733,424,563</b>
1 월	106,128,507	105,959,422	848,720,648	5,270,899,575	3,742,029,172
2 월	106,001,972	105,847,814	792,088,653	5,265,609,381	3,758,377,858
3 월	144,772,287	144,614,307	944,246,640	6,997,242,809	5,056,857,656
4 월	127,722,367	127,590,446	902,123,555	5,958,437,713	4,277,286,687
5 월	116,768,196	116,628,692	897,116,551	5,674,956,587	4,063,145,338
6 월	109,069,577	108,940,216	860,805,117	5,418,633,333	3,876,855,974
7 월	117,255,149	117,125,036	890,178,381	5,656,442,614	4,055,620,236
8 월	123,692,247	123,566,434	932,339,321	5,959,729,347	4,305,345,426
9 월	115,656,467	115,539,259	903,359,258	5,559,433,423	4,005,609,581
10 월	116,673,639	116,567,020	894,160,247	5,552,691,754	3,992,238,001
11 월	123,861,940	123,750,040	928,400,501	5,877,389,536	4,228,632,328
12 월	130,126,467	130,020,902	968,300,770	6,062,831,329	4,371,426,306

주 : 1) 진료일 기준  
2) 외래실적에 약국 실적을 포함함



# 현황(계)

## benefit cost (Total)

(단위 : 건, 일, 원)  
Unit : Claim, Day, KRW

건 당 일 수 Days per claim		건 당 진료비 Medical Expenses per claim	건 당 급 여 비 Benefit per claim	일 당 진 료 비 Medical Expenses per day		일 당 급 여 비 Benefit per day		Division
입 내 원 Visit	요양급여 Reimbursed			입 내 원 Visit	요양급여 Reimbursed	입 내 원 Visit	요양급여 Reimbursed	
1.08	7.54	72,761	54,662	67,268	9,648	50,534	7,248	Total
1.11	8.06	79,592	59,710	71,944	9,869	53,972	7,404	Jan.
1.09	7.53	74,455	55,661	68,373	9,892	51,114	7,395	Feb.
1.07	6.57	69,118	51,964	64,475	10,518	48,473	7,907	Mar.
1.08	7.12	69,435	52,122	64,568	9,756	48,468	7,324	Apr.
1.08	7.74	73,971	55,466	68,394	9,555	51,284	7,165	May
1.08	7.95	75,973	56,933	70,069	9,554	52,509	7,160	Jun.
1.08	7.65	73,567	55,222	67,916	9,613	50,980	7,216	Jul.
1.08	7.60	73,528	55,563	67,945	9,681	51,344	7,315	Aug.
1.08	7.87	73,111	55,094	67,612	9,295	50,950	7,004	Sep.
1.08	7.72	72,750	54,729	67,196	9,420	50,551	7,087	Oct.
1.08	7.55	71,786	54,002	66,607	9,507	50,106	7,152	Nov.
1.07	7.49	68,496	51,399	63,915	9,150	47,962	6,866	Dec.
7.81	12.11	2,072,992	1,687,069	265,306	171,142	215,915	139,281	Inpatient
8.12	12.46	2,024,000	1,648,279	249,357	162,467	203,068	132,308	Jan.
7.66	11.47	1,874,771	1,523,592	244,835	163,380	198,973	132,776	Feb.
7.33	10.79	1,847,987	1,509,843	252,158	171,210	206,019	139,882	Mar.
7.71	11.78	2,047,444	1,669,783	265,583	173,868	216,595	141,797	Apr.
8.07	12.70	2,218,020	1,802,152	274,706	174,604	223,200	141,867	May
8.10	12.85	2,235,509	1,813,692	275,919	174,027	223,856	141,190	Jun.
8.07	12.69	2,172,257	1,765,025	269,177	171,122	218,715	139,042	Jul.
7.75	12.22	2,104,008	1,718,309	271,615	172,157	221,824	140,598	Aug.
7.86	12.40	2,133,286	1,738,302	271,570	172,080	221,288	140,219	Sep.
8.14	12.72	2,196,782	1,786,455	269,952	172,745	219,529	140,479	Oct.
7.75	12.27	2,137,197	1,739,781	275,625	174,159	224,372	141,774	Nov.
7.34	11.35	1,962,271	1,590,803	267,398	172,935	216,778	140,197	Dec.
1.00	7.49	48,169	34,592	48,222	6,435	34,630	4,621	Outpatient
1.00	8.00	49,665	35,259	49,745	6,210	35,316	4,409	Jan.
1.00	7.47	49,675	35,456	49,747	6,648	35,507	4,745	Feb.
1.00	6.52	48,333	34,930	48,386	7,410	34,968	5,355	Mar.
1.00	7.06	46,651	33,489	46,700	6,605	33,524	4,741	Apr.
1.00	7.68	48,600	34,797	48,658	6,326	34,838	4,529	May
1.00	7.89	49,681	35,545	49,740	6,295	35,587	4,504	Jun.
1.00	7.59	48,240	34,588	48,294	6,354	34,626	4,556	Jul.
1.00	7.54	48,182	34,807	48,231	6,392	34,842	4,618	Aug.
1.00	7.81	48,069	34,634	48,117	6,154	34,669	4,434	Sep.
1.00	7.66	47,592	34,217	47,635	6,210	34,248	4,465	Oct.
1.00	7.50	47,451	34,140	47,494	6,331	34,171	4,555	Nov.
1.00	7.44	46,592	33,594	46,630	6,261	33,621	4,515	Dec.

Note : 1) Based on the date of service provided  
2) Pharmacy sales are included in outpatient sales

제III-16-1표  
Table III-16-1

월별 진료  
Current status of monthly

구 분	청 구 건 수 Claims	일 수 Number of Days		진 료 비 ( 천 원 ) Medical Expenses (KRW 1,000)	
		입 내 원 Visit	요 양 급 여 Reimbursed	계 Total	급 여 비 Benefit
<b>계</b>	<b>955,448,619</b>	<b>1,074,308,693</b>	<b>1,657,423,114</b>	<b>84,547,322,979</b>	<b>64,013,523,870</b>
1 월	71,723,210	83,179,308	131,651,819	6,933,174,974	5,239,468,563
2 월	72,255,318	81,814,674	125,176,523	6,454,272,423	4,858,064,594
3 월	97,805,388	108,352,901	156,470,063	8,218,033,565	6,222,892,665
4 월	85,059,022	94,797,423	142,406,077	7,163,292,386	5,416,784,738
5 월	78,078,041	87,713,315	137,476,493	6,981,296,884	5,273,124,442
6 월	73,262,831	82,564,390	129,972,300	6,708,925,086	5,064,789,632
7 월	78,197,438	88,071,495	136,637,165	6,974,906,908	5,275,790,033
8 월	81,877,314	92,168,110	143,416,217	7,341,643,484	5,596,476,693
9 월	75,987,417	85,507,804	135,255,025	6,764,603,690	5,143,135,928
10 월	76,514,186	86,271,626	134,548,719	6,817,462,068	5,172,691,590
11 월	81,067,003	90,811,771	141,177,197	7,141,519,472	5,416,428,577
12 월	83,621,451	93,055,876	143,235,516	7,048,192,038	5,333,876,415
<b>입원</b>	<b>17,676,339</b>	<b>138,115,640</b>	<b>214,108,676</b>	<b>36,642,907,847</b>	<b>29,821,208,984</b>
1 월	1,633,464	13,258,647	20,349,580	3,306,131,802	2,692,405,024
2 월	1,459,084	11,172,598	16,742,814	2,735,448,153	2,223,049,103
3 월	1,691,586	12,397,079	18,258,473	3,126,028,527	2,554,030,019
4 월	1,471,153	11,341,475	17,324,111	3,012,103,879	2,456,506,319
5 월	1,381,760	11,156,538	17,552,646	3,064,770,804	2,490,141,739
6 월	1,327,916	10,758,836	17,058,116	2,968,567,912	2,408,430,112
7 월	1,415,021	11,419,191	17,962,555	3,073,789,267	2,497,547,066
8 월	1,544,051	11,960,660	18,870,573	3,248,695,582	2,653,156,072
9 월	1,405,845	11,043,440	17,428,381	2,999,069,820	2,443,783,150
10 월	1,381,971	11,246,030	17,574,353	3,035,888,800	2,468,829,499
11 월	1,459,379	11,316,047	17,908,787	3,118,981,063	2,538,999,216
12 월	1,505,109	11,045,099	17,078,287	2,953,432,237	2,394,331,665
<b>외래</b>	<b>937,772,280</b>	<b>936,193,053</b>	<b>1,443,314,438</b>	<b>47,904,415,132</b>	<b>34,192,314,886</b>
1 월	70,089,746	69,920,661	111,302,239	3,627,043,172	2,547,063,539
2 월	70,796,234	70,642,076	108,433,709	3,718,824,270	2,635,015,491
3 월	96,113,802	95,955,822	138,211,590	5,092,005,038	3,668,862,646
4 월	83,587,869	83,455,948	125,081,966	4,151,188,508	2,960,278,419
5 월	76,696,281	76,556,777	119,923,847	3,916,526,080	2,782,982,703
6 월	71,934,915	71,805,554	112,914,184	3,740,357,174	2,656,359,520
7 월	76,782,417	76,652,304	118,674,610	3,901,117,640	2,778,242,967
8 월	80,333,263	80,207,450	124,545,644	4,092,947,902	2,943,320,622
9 월	74,581,572	74,464,364	117,826,644	3,765,533,869	2,699,352,778
10 월	75,132,215	75,025,596	116,974,366	3,781,573,268	2,703,862,090
11 월	79,607,624	79,495,724	123,268,410	4,022,538,409	2,877,429,361
12 월	82,116,342	82,010,777	126,157,229	4,094,759,801	2,939,544,750

주 : 진료일 기준

# 현황(의료기관 및 보건기관)

benefit cost (Medical Institution and Community health agency)

(단위 : 건, 일, 원)  
Unit : Claim, Day, KRW

건 당 일 수 Days per claim		건 당 진료비 Medical Expenses per claim	건 당 급 여 비 Benefit per claim	일 당 진 료 비 Medical Expenses per day		일 당 급 여 비 Benefit per day		Division
입 내 원 Visit	요양급여 Reimbursed			입 내 원 Visit	요양급여 Reimbursed	입 내 원 Visit	요양급여 Reimbursed	
<b>1.12</b>	<b>1.73</b>	<b>88,490</b>	<b>66,998</b>	<b>78,699</b>	<b>51,011</b>	<b>59,586</b>	<b>38,622</b>	<b>Total</b>
1.16	1.84	96,666	73,051	83,352	52,663	62,990	39,798	Jan.
1.13	1.73	89,326	67,235	78,889	51,561	59,379	38,810	Feb.
1.11	1.60	84,024	63,625	75,845	52,521	57,432	39,771	Mar.
1.11	1.67	84,216	63,683	75,564	50,302	57,141	38,038	Apr.
1.12	1.76	89,414	67,537	79,592	50,782	60,118	38,357	May
1.13	1.77	91,573	69,132	81,257	51,618	61,344	38,968	Jun.
1.13	1.75	89,196	67,468	79,196	51,047	59,903	38,612	Jul.
1.13	1.75	89,666	68,352	79,655	51,191	60,720	39,023	Aug.
1.13	1.78	89,023	67,684	79,111	50,014	60,148	38,025	Sep.
1.13	1.76	89,101	67,604	79,023	50,669	59,958	38,445	Oct.
1.12	1.74	88,094	66,814	78,641	50,586	59,645	38,366	Nov.
1.11	1.71	84,287	63,786	75,742	49,207	57,319	37,239	Dec.
<b>7.81</b>	<b>12.11</b>	<b>2,072,992</b>	<b>1,687,069</b>	<b>265,306</b>	<b>171,142</b>	<b>215,915</b>	<b>139,281</b>	<b>Inpatient</b>
8.12	12.46	2,024,000	1,648,279	249,357	162,467	203,068	132,308	Jan.
7.66	11.47	1,874,771	1,523,592	244,835	163,380	198,973	132,776	Feb.
7.33	10.79	1,847,987	1,509,843	252,158	171,210	206,019	139,882	Mar.
7.71	11.78	2,047,444	1,669,783	265,583	173,868	216,595	141,797	Apr.
8.07	12.70	2,218,020	1,802,152	274,706	174,604	223,200	141,867	May
8.10	12.85	2,235,509	1,813,692	275,919	174,027	223,856	141,190	Jun.
8.07	12.69	2,172,257	1,765,025	269,177	171,122	218,715	139,042	Jul.
7.75	12.22	2,104,008	1,718,309	271,615	172,157	221,824	140,598	Aug.
7.86	12.40	2,133,286	1,738,302	271,570	172,080	221,288	140,219	Sep.
8.14	12.72	2,196,782	1,786,455	269,952	172,745	219,529	140,479	Oct.
7.75	12.27	2,137,197	1,739,781	275,625	174,159	224,372	141,774	Nov.
7.34	11.35	1,962,271	1,590,803	267,398	172,935	216,778	140,197	Dec.
<b>1.00</b>	<b>1.54</b>	<b>51,083</b>	<b>36,461</b>	<b>51,169</b>	<b>33,191</b>	<b>36,523</b>	<b>23,690</b>	<b>Outpatient</b>
1.00	1.59	51,749	36,340	51,874	32,587	36,428	22,884	Jan.
1.00	1.53	52,529	37,220	52,643	34,296	37,301	24,301	Feb.
1.00	1.44	52,979	38,172	53,066	36,842	38,235	26,545	Mar.
1.00	1.50	49,663	35,415	49,741	33,188	35,471	23,667	Apr.
1.00	1.56	51,065	36,286	51,158	32,658	36,352	23,206	May
1.00	1.57	51,996	36,927	52,090	33,126	36,994	23,525	Jun.
1.00	1.55	50,807	36,183	50,894	32,872	36,245	23,411	Jul.
1.00	1.55	50,950	36,639	51,030	32,863	36,696	23,632	Aug.
1.00	1.58	50,489	36,193	50,568	31,958	36,250	22,910	Sep.
1.00	1.56	50,332	35,988	50,404	32,328	36,039	23,115	Oct.
1.00	1.55	50,530	36,145	50,601	32,632	36,196	23,343	Nov.
1.00	1.54	49,865	35,797	49,930	32,458	35,843	23,301	Dec.

Note : Based on the date of service provided

제III-16-2표  
Table III-16-2

월별 진료  
Current status of monthly

구 분	청 구 건 수 Claims	일 수 Number of Days		진 료 비 ( 천 원 ) Medical Expenses (KRW 1,000)	
		입 내 원 Visit	요 양 급 여 Reimbursed	계 Total	급 여 비 Benefit
<b>계</b>	<b>499,956,535</b>	<b>499,956,535</b>	<b>9,318,525,204</b>	<b>21,349,882,269</b>	<b>15,541,109,678</b>
1 월	36,038,761	36,038,761	737,418,409	1,643,856,403	1,194,965,633
2 월	35,205,738	35,205,738	683,654,944	1,546,785,111	1,123,362,367
3 월	48,658,485	48,658,485	806,035,050	1,905,237,771	1,387,995,009
4 월	44,134,498	44,134,498	777,041,589	1,807,249,206	1,317,008,268
5 월	40,071,915	40,071,915	777,192,704	1,758,430,507	1,280,162,635
6 월	37,134,662	37,134,662	747,890,933	1,678,276,159	1,220,496,454
7 월	40,472,732	40,472,732	771,503,771	1,755,324,974	1,277,377,269
8 월	43,358,984	43,358,984	807,793,677	1,866,781,445	1,362,024,805
9 월	41,074,895	41,074,895	785,532,614	1,793,899,554	1,306,256,803
10 월	41,541,424	41,541,424	777,185,881	1,771,118,486	1,288,375,911
11 월	44,254,316	44,254,316	805,132,091	1,854,851,126	1,351,202,967
12 월	48,010,125	48,010,125	842,143,541	1,968,071,527	1,431,881,556
<b>처방조제</b>	<b>498,721,725</b>	<b>498,721,725</b>	<b>9,314,936,473</b>	<b>21,340,666,717</b>	<b>15,535,508,767</b>
1 월	35,949,768	35,949,768	737,160,414	1,643,192,976	1,194,562,287
2 월	35,108,692	35,108,692	683,372,689	1,546,070,925	1,122,928,181
3 월	48,508,443	48,508,443	805,596,041	1,904,133,804	1,387,324,150
4 월	44,018,141	44,018,141	776,701,795	1,806,381,750	1,316,480,771
5 월	39,979,378	39,979,378	776,924,805	1,757,737,767	1,279,741,589
6 월	37,054,813	37,054,813	747,661,570	1,677,676,777	1,220,132,083
7 월	40,388,659	40,388,659	771,262,228	1,754,696,301	1,276,995,278
8 월	43,255,598	43,255,598	807,494,511	1,866,009,135	1,361,555,419
9 월	40,978,583	40,978,583	785,252,514	1,793,176,386	1,305,817,212
10 월	41,441,197	41,441,197	776,894,167	1,770,357,991	1,287,913,734
11 월	44,146,346	44,146,346	804,817,388	1,854,046,859	1,350,714,607
12 월	47,892,107	47,892,107	841,798,351	1,967,186,046	1,431,343,457
<b>직접조제</b>	<b>1,234,810</b>	<b>1,234,810</b>	<b>3,588,731</b>	<b>9,215,552</b>	<b>5,600,910</b>
1 월	88,993	88,993	257,995	663,427	403,346
2 월	97,046	97,046	282,255	714,186	434,187
3 월	150,042	150,042	439,009	1,103,967	670,860
4 월	116,357	116,357	339,794	867,455	527,497
5 월	92,537	92,537	267,899	692,740	421,047
6 월	79,849	79,849	229,363	599,383	364,371
7 월	84,073	84,073	241,543	628,673	381,991
8 월	103,386	103,386	299,166	772,310	469,385
9 월	96,312	96,312	280,100	723,168	439,592
10 월	100,227	100,227	291,714	760,495	462,177
11 월	107,970	107,970	314,703	804,268	488,360
12 월	118,018	118,018	345,190	885,481	538,099

주 : 진료일 기준

# 현황(약국)

## benefit cost (Pharmacy)

(단위 : 건, 일, 원)  
Unit : Claim, Day, KRW

건 당 일 수 Days per claim		건 당 진료비 Medical Expenses per claim	건 당 급 여 비 Benefit per claim	일 당 진 료 비 Medical Expenses per day		일 당 급 여 비 Benefit per day		Division
입 내 원 Visit	요양급여 Reimbursed			입 내 원 Visit	요양급여 Reimbursed	입 내 원 Visit	요양급여 Reimbursed	
<b>1.00</b>	<b>18.64</b>	<b>42,703</b>	<b>31,085</b>	<b>42,703</b>	<b>2,291</b>	<b>31,085</b>	<b>1,668</b>	<b>Total</b>
1.00	20.46	45,614	33,158	45,614	2,229	33,158	1,620	Jan.
1.00	19.42	43,936	31,909	43,936	2,263	31,909	1,643	Feb.
1.00	16.57	39,155	28,525	39,155	2,364	28,525	1,722	Mar.
1.00	17.61	40,949	29,841	40,949	2,326	29,841	1,695	Apr.
1.00	19.39	43,882	31,947	43,882	2,263	31,947	1,647	May
1.00	20.14	45,194	32,867	45,194	2,244	32,867	1,632	Jun.
1.00	19.06	43,371	31,561	43,371	2,275	31,561	1,656	Jul.
1.00	18.63	43,054	31,413	43,054	2,311	31,413	1,686	Aug.
1.00	19.12	43,674	31,802	43,674	2,284	31,802	1,663	Sep.
1.00	18.71	42,635	31,014	42,635	2,279	31,014	1,658	Oct.
1.00	18.19	41,913	30,533	41,913	2,304	30,533	1,678	Nov.
1.00	17.54	40,993	29,825	40,993	2,337	29,825	1,700	Dec.
<b>1.00</b>	<b>18.68</b>	<b>42,791</b>	<b>31,151</b>	<b>42,791</b>	<b>2,291</b>	<b>31,151</b>	<b>1,668</b>	<b>Prescription</b>
1.00	20.51	45,708	33,229	45,708	2,229	33,229	1,620	Jan.
1.00	19.46	44,037	31,984	44,037	2,262	31,984	1,643	Feb.
1.00	16.61	39,254	28,600	39,254	2,364	28,600	1,722	Mar.
1.00	17.65	41,037	29,908	41,037	2,326	29,908	1,695	Apr.
1.00	19.43	43,966	32,010	43,966	2,262	32,010	1,647	May
1.00	20.18	45,276	32,928	45,276	2,244	32,928	1,632	Jun.
1.00	19.10	43,445	31,618	43,445	2,275	31,618	1,656	Jul.
1.00	18.67	43,139	31,477	43,139	2,311	31,477	1,686	Aug.
1.00	19.16	43,759	31,866	43,759	2,284	31,866	1,663	Sep.
1.00	18.75	42,720	31,078	42,720	2,279	31,078	1,658	Oct.
1.00	18.23	41,998	30,596	41,998	2,304	30,596	1,678	Nov.
1.00	17.58	41,075	29,887	41,075	2,337	29,887	1,700	Dec.
<b>1.00</b>	<b>2.91</b>	<b>7,463</b>	<b>4,536</b>	<b>7,463</b>	<b>2,568</b>	<b>4,536</b>	<b>1,561</b>	<b>Without prescription</b>
1.00	2.90	7,455	4,532	7,455	2,571	4,532	1,563	Jan.
1.00	2.91	7,359	4,474	7,359	2,530	4,474	1,538	Feb.
1.00	2.93	7,358	4,471	7,358	2,515	4,471	1,528	Mar.
1.00	2.92	7,455	4,533	7,455	2,553	4,533	1,552	Apr.
1.00	2.90	7,486	4,550	7,486	2,586	4,550	1,572	May
1.00	2.87	7,506	4,563	7,506	2,613	4,563	1,589	Jun.
1.00	2.87	7,478	4,544	7,478	2,603	4,544	1,581	Jul.
1.00	2.89	7,470	4,540	7,470	2,582	4,540	1,569	Aug.
1.00	2.91	7,509	4,564	7,509	2,582	4,564	1,569	Sep.
1.00	2.91	7,588	4,611	7,588	2,607	4,611	1,584	Oct.
1.00	2.91	7,449	4,523	7,449	2,556	4,523	1,552	Nov.
1.00	2.92	7,503	4,559	7,503	2,565	4,559	1,559	Dec.

Note : Based on the date of service provided





## 제Ⅳ 편

# 건강보험 심사실적

Benefit claim review records of National Health Insurance





제Ⅳ-1표  
Table IV-1

연도별 진료비 심사실적  
Review Records by Year

(단위 : 건, 일, 원)  
Unit : Claim, Day, KRW

구 분 Division		청 구 건 수 Claims	입 내 원 일 수 Visits	진 료 비 ( 천 원 ) Medical Expenses(KRW 1,000)			건 당 입내원일수 Visits per Claim	건 당 진료비 Medical Expenses per claim	입내원일당 진료비 Medical Expenses per visit	
				계 Total	급 여 비 Benefit	본 인 부 당 Co-payment				
총 계 Total	2012	1,339,669,965	1,445,126,421	48,234,935,369	36,100,036,709	12,134,898,660	1.08	36,005	33,378	
	2013	1,336,210,309	1,446,386,924	50,742,582,327	38,027,169,908	12,715,412,419	1.08	37,975	35,082	
	2014	1,362,782,885	1,476,960,886	54,527,451,220	40,932,262,135	13,595,189,084	1.08	40,012	36,919	
	2015	1,354,708,801	1,474,259,927	58,017,032,863	43,451,783,455	14,565,249,408	1.09	42,826	39,353	
	2016	1,399,039,549	1,524,353,003	64,662,332,221	48,411,598,750	16,250,733,471	1.09	46,219	42,420	
	2017	1,414,173,873	1,539,474,646	69,627,144,460	52,059,481,637	17,567,662,823	1.09	49,235	45,228	
	2018	1,437,695,370	1,567,410,847	77,914,125,431	58,798,201,800	19,115,923,631	1.09	54,194	49,709	
	2019	1,462,495,002	1,592,097,838	85,793,843,234	64,675,175,517	21,118,667,717	1.09	58,663	53,887	
	2020	1,276,343,311	1,399,063,660	86,833,855,541	65,387,120,553	21,446,734,989	1.10	68,033	62,066	
	2021	1,260,493,623	1,380,674,224	93,498,383,030	70,166,544,136	23,331,838,894	1.10	74,176	67,719	
	2022	1,435,522,508	1,553,239,346	102,977,012,517	77,153,324,871	25,823,687,646	1.08	71,735	66,298	
의료기관 및 보건기관 Medical institution and Community health agency	소 계 Sub-total	2012	850,515,963	955,972,419	36,409,433,787	27,555,061,940	8,854,371,847	1.12	42,809	38,086
		2013	855,058,449	965,235,064	38,873,808,099	29,437,009,965	9,436,798,134	1.13	45,463	40,274
		2014	874,895,949	989,073,950	42,026,979,704	31,877,093,165	10,149,886,539	1.13	48,037	42,491
		2015	870,046,247	989,597,374	44,922,026,272	33,976,479,428	10,945,546,844	1.14	51,632	45,394
		2016	897,487,437	1,022,800,891	50,366,696,420	38,067,896,730	12,298,799,690	1.14	56,120	49,244
		2017	908,311,056	1,033,611,829	54,338,364,590	40,996,118,515	13,342,246,075	1.14	59,824	52,571
		2018	924,079,260	1,053,794,737	61,450,442,730	46,856,348,496	14,594,094,234	1.14	66,499	58,313
		2019	945,778,776	1,075,381,612	68,092,648,968	51,846,431,337	16,246,217,631	1.14	71,996	63,320
		2020	836,908,155	959,628,504	69,030,049,048	52,469,263,703	16,560,785,345	1.15	82,482	71,934
		2021	837,001,231	957,181,831	74,643,361,223	56,477,302,228	18,166,058,995	1.14	89,180	77,982
		2022	944,879,392	1,062,596,230	81,857,643,241	61,781,459,296	20,076,183,945	1.12	86,633	77,036
	입 원 In-patient	2012	11,981,351	115,609,721	16,439,129,520	13,448,019,798	2,991,109,722	9.65	1,372,060	142,195
		2013	12,742,633	123,220,100	17,727,927,936	14,501,939,320	3,225,988,616	9.67	1,391,230	143,872
		2014	14,039,627	130,074,679	19,057,615,672	15,603,861,850	3,453,753,822	9.26	1,357,416	146,513
		2015	13,897,278	133,863,023	20,709,939,430	16,942,006,610	3,767,932,820	9.63	1,490,216	154,710
		2016	15,616,228	141,498,708	23,742,894,017	19,434,751,662	4,308,142,355	9.06	1,520,399	167,796
		2017	15,718,777	142,049,141	25,182,415,673	20,569,001,914	4,613,413,759	9.04	1,602,059	177,280
		2018	16,657,143	147,669,248	29,104,091,180	23,838,885,901	5,265,205,279	8.87	1,747,244	197,090
		2019	16,965,542	147,650,626	32,008,115,704	26,107,334,226	5,900,781,478	8.70	1,886,654	216,783
		2020	16,125,155	140,210,972	32,854,812,930	26,676,393,779	6,178,419,151	8.70	2,037,488	234,324
		2021	16,400,928	138,110,432	34,687,304,643	28,149,217,854	6,538,086,789	8.42	2,114,960	251,156
		2022	17,390,837	136,766,556	34,905,868,534	28,352,766,399	6,553,102,135	7.86	2,007,141	255,222
	외 래 Out-patient	2012	838,534,612	840,362,698	19,970,304,267	14,107,042,142	5,863,262,125	1.00	23,816	23,764
		2013	842,315,816	842,014,964	21,145,880,163	14,935,070,645	6,210,809,518	1.00	25,104	25,113
		2014	860,856,322	858,999,271	22,969,364,032	16,273,231,315	6,696,132,717	1.00	26,682	26,740
		2015	856,148,969	855,734,351	24,212,086,843	17,034,472,818	7,177,614,025	1.00	28,280	28,294
		2016	881,871,209	881,302,183	26,623,802,404	18,633,145,068	7,990,657,336	1.00	30,190	30,210
		2017	892,592,279	891,562,688	29,155,948,917	20,427,116,601	8,728,832,316	1.00	32,664	32,702
		2018	907,422,117	906,125,489	32,346,351,550	23,017,462,596	9,328,888,954	1.00	35,646	35,697
		2019	928,813,234	927,730,986	36,084,533,264	25,739,097,111	10,345,436,153	1.00	38,850	38,895
		2020	820,783,000	819,417,532	36,175,236,119	25,792,869,924	10,382,366,195	1.00	44,074	44,148
		2021	820,600,303	819,071,399	39,956,056,580	28,328,084,375	11,627,972,205	1.00	48,691	48,782
		2022	927,488,555	925,829,674	46,951,774,707	33,428,692,896	13,523,081,811	1.00	50,622	50,713
약 국 Pharmacy	2012	489,154,002	489,154,002	11,825,501,582	8,544,974,769	3,280,526,813	1.00	24,175	24,175	
	2013	481,151,860	481,151,860	11,868,774,228	8,590,159,943	3,278,614,285	1.00	24,667	24,667	
	2014	487,886,936	487,886,936	12,500,471,516	9,055,168,970	3,445,302,545	1.00	25,622	20,252	
	2015	484,662,554	484,662,553	13,095,006,590	9,475,304,027	3,619,702,563	1.00	27,019	27,019	
	2016	501,552,112	501,552,112	14,295,635,801	10,343,702,020	3,951,933,781	1.00	28,503	28,503	
	2017	505,862,817	505,862,817	15,288,779,870	11,063,363,121	4,225,416,749	1.00	30,223	30,223	
	2018	513,616,110	513,616,110	16,463,682,701	11,941,853,304	4,521,829,397	1.00	32,054	32,054	
	2019	516,716,226	516,716,226	17,701,194,266	12,828,744,180	4,872,450,086	1.00	34,257	34,257	
	2020	439,435,156	439,435,156	17,803,806,493	12,917,856,850	4,885,949,643	1.00	40,515	40,515	
	2021	423,492,392	423,492,393	18,855,021,807	13,689,241,908	5,165,779,899	1.00	44,523	44,523	
	2022	490,643,116	490,643,116	21,119,369,275	15,371,865,575	5,747,503,700	1.00	43,044	43,044	

주 : 심사일 기준

Note : According to the review result

제Ⅳ-2표  
Table IV-2

요양기관종별 진료비  
Review Records by

구 분 Division			청 구 건 수 Claims	일 수 Number of Days		원외처방횟수 Prescription times	원외처방일수 Prescription days
				입 내 원 Visit	요 양 급 여 Reimbursed		
<b>총 계 Total</b>			<b>1,435,522,508</b>	<b>1,553,239,346</b>	<b>10,897,811,079</b>	<b>-</b>	<b>-</b>
의료기관 및 보건기관 Medical institution and Community health agency	소 계 Subtotal	소계 Subtotal	944,879,392	1,062,596,230	1,634,469,448	496,182,489	9,197,779,343
		입원 Inpatient	17,390,837	136,766,556	208,793,138	335,462	4,111,536
		외래 Outpatient	927,488,555	925,829,674	1,425,676,310	495,847,027	9,193,667,807
	상 급 중 합 병 원 Tertiary hospital	소계 Subtotal	47,379,252	60,257,521	139,114,770	17,019,503	1,286,666,980
		입원 Inpatient	3,091,005	16,217,586	39,239,875	43,130	1,108,336
		외래 Outpatient	44,288,247	44,039,935	99,874,895	16,976,373	1,285,558,644
	종 합 병 원 General hospital	소계 Subtotal	85,707,819	107,179,920	237,967,926	34,404,363	1,562,900,319
		입원 Inpatient	4,607,093	26,470,934	51,752,066	83,294	999,045
		외래 Outpatient	81,100,726	80,708,986	186,215,860	34,321,069	1,561,901,274
	병 원 Hospital	소계 Subtotal	71,414,579	89,938,119	122,673,114	37,048,165	643,167,224
		입원 Inpatient	3,036,024	21,671,539	40,587,368	65,430	781,543
		외래 Outpatient	68,378,555	68,266,580	82,085,746	36,982,735	642,385,681
	요 양 병 원 Healthcare Institute	소계 Subtotal	7,871,130	60,970,987	66,644,333	1,063,452	26,660,425
		입원 Inpatient	4,101,406	57,201,789	58,466,419	3,697	45,985
		외래 Outpatient	3,769,724	3,769,198	8,177,914	1,059,755	26,614,440
	정 신 병 원 Psychiatric hospital	소계 Subtotal	1,884,080	7,437,189	37,531,442	239,447	6,075,620
		입원 Inpatient	300,039	5,856,931	6,513,995	1,807	36,113
		외래 Outpatient	1,584,041	1,580,258	31,017,447	237,640	6,039,507
	의 원 Clinic	소계 Subtotal	553,945,911	557,720,500	791,757,951	389,294,590	5,552,792,927
		입원 Inpatient	1,709,946	5,666,043	8,227,757	126,741	967,647
		외래 Outpatient	552,235,965	552,054,457	783,530,194	389,167,849	5,551,825,280
	치 과 병 원 Dental hospital	소계 Subtotal	4,427,034	4,405,646	4,456,357	911,578	5,140,344
		입원 Inpatient	7,206	24,632	63,826	828	7,376
		외래 Outpatient	4,419,828	4,381,014	4,392,531	910,750	5,132,968
	치 과 의 원 Dental clinic	소계 Subtotal	75,701,936	75,044,397	75,103,865	14,924,216	53,957,563
		입원 Inpatient	265	255	542	162	827
		외래 Outpatient	75,701,671	75,044,142	75,103,323	14,924,054	53,956,736
	조 산 원 Midwifery clinic	소계 Subtotal	289	762	764	-	-
		입원 Inpatient	289	762	764	-	-
		외래 Outpatient	-	-	-	-	-
	보 건 의 료 원 Hospitalized healthcenter	소계 Subtotal	400,090	408,412	1,121,190	258,026	8,180,904
		입원 Inpatient	626	8,948	11,742	53	1,109
		외래 Outpatient	399,464	399,464	1,109,448	257,973	8,179,795
	보 건 소 Health center	소계 Subtotal	966,692	966,692	1,282,424	619,689	36,000,872
		입원 Inpatient	-	-	-	-	-
		외래 Outpatient	966,692	966,692	1,282,424	619,689	36,000,872
	보 건 지 소 Health subcenter	소계 Subtotal	1,369,465	1,369,465	28,579,264	256,607	13,664,589
		입원 Inpatient	-	-	-	-	-
		외래 Outpatient	1,369,465	1,369,465	28,579,264	256,607	13,664,589
	보 건 진 료 소 Primary health carepost	소계 Subtotal	2,509,047	2,511,831	24,474,146	-	-
		입원 Inpatient	-	-	-	-	-
		외래 Outpatient	2,509,047	2,511,831	24,474,146	-	-
	한 방 병 원 Korean medicine hospital	소계 Subtotal	4,466,820	7,361,068	8,640,292	142,850	2,571,546
		입원 Inpatient	515,705	3,410,918	3,690,919	10,320	163,555
		외래 Outpatient	3,951,115	3,950,150	4,949,373	132,530	2,407,991
	한 의 원 Korean medicine clinic	소계 Subtotal	86,835,248	87,023,721	95,121,610	3	30
		입원 Inpatient	21,233	236,219	237,865	-	-
		외래 Outpatient	86,814,015	86,787,502	94,883,745	3	30
약 국 Pharmacy		소계 Subtotal	490,643,116	490,643,116	9,263,341,631	-	-
		처방 Prescription	489,426,777	489,426,777	9,259,819,594	-	-
		직접 Without prescription	1,216,339	1,216,339	3,522,037	-	-

주 : 1) 심사일 기준  
2) 「의료법」 제 3 조제 2 항제 3 호 개정(2021.3.5. 시행)에 따라 요양기관 종별 구분으로 정신병원 신설

# 심사실적

## Provider Type

(단위 : 건, 일, 회, 원)  
Unit : Claim, Day, Time, KRW

진료비 (천원) Medical Expenses (KRW 1,000)		원외 처방률 Prescription rate (%)	원외처방 횟수 당 처방일수 Prescription days per prescription time	건 내원일수 Visits per Claim	건 당 진료비 Medical Expenses per claim	건 당 급여비 Benefit per claim	일 당 진료비 Medical Expenses per day	
계 Total	급여비 Benefit						입 내 원 Visit	요양급여 Reimbursed
<b>102,977,012,517</b>	<b>77,153,324,871</b>	-	-	<b>1.08</b>	<b>71,735</b>	<b>53,746</b>	<b>66,298</b>	<b>9,449</b>
81,857,643,241	61,781,459,296	-	18.54	1.12	86,633	65,386	77,036	50,082
34,905,868,534	28,352,766,399	-	12.26	7.86	2,007,141	1,630,328	255,222	167,179
46,951,774,707	33,428,692,896	53.56	18.54	1.00	50,622	36,042	50,713	32,933
17,301,310,002	13,598,152,746	-	75.60	1.27	365,166	287,006	287,123	124,367
10,820,261,309	9,165,848,669	-	25.70	5.25	3,500,564	2,965,330	667,193	275,747
6,481,048,693	4,432,304,077	38.55	75.73	0.99	146,338	100,079	147,163	64,892
17,357,173,915	12,859,733,339	-	45.43	1.25	202,516	150,042	161,944	72,939
10,601,906,606	8,658,322,036	-	11.99	5.75	2,301,214	1,879,346	400,511	204,860
6,755,267,309	4,201,411,302	42.52	45.51	1.00	83,295	51,805	83,699	36,277
9,079,856,950	6,610,100,098	-	17.36	1.26	127,143	92,560	100,957	74,017
5,346,999,374	4,168,005,764	-	11.94	7.14	1,761,185	1,372,850	246,729	131,740
3,732,857,576	2,442,094,334	54.17	17.37	1.00	54,591	35,714	54,681	45,475
5,644,236,798	4,369,721,105	-	25.07	7.75	717,081	555,158	92,573	84,692
5,404,674,075	4,195,861,608	-	12.44	13.95	1,317,761	1,023,030	94,484	92,441
239,562,723	173,859,497	28.12	25.11	1.00	63,549	46,120	63,558	29,294
663,809,722	516,194,210	-	25.37	3.95	352,326	273,977	89,255	17,687
549,530,426	432,787,311	-	19.99	19.52	1,831,530	1,442,437	93,826	84,362
114,279,296	83,406,900	15.04	25.41	1.00	72,144	52,655	72,317	3,684
23,119,850,342	17,556,634,496	-	14.26	1.01	41,737	31,694	41,454	29,201
1,713,992,280	1,383,712,522	-	7.63	3.31	1,002,366	809,214	302,503	208,318
21,405,858,062	16,172,921,974	70.49	14.27	1.00	38,762	29,286	38,775	27,320
326,056,756	208,572,286	-	5.64	1.00	73,651	47,113	74,009	73,167
11,926,429	9,637,181	-	8.91	3.42	1,655,069	1,337,383	484,184	186,858
314,130,327	198,935,105	20.79	5.64	0.99	71,073	45,010	71,703	71,515
5,091,675,444	3,612,092,141	-	3.62	0.99	67,260	47,715	67,849	67,795
72,190	57,656	-	5.10	0.96	272,414	217,571	283,097	133,191
5,091,603,254	3,612,034,485	19.89	3.62	0.99	67,259	47,714	67,848	67,795
414,306	409,454	-	-	2.64	1,433,585	1,416,794	543,709	542,285
414,306	409,454	-	-	2.64	1,433,585	1,416,794	543,709	542,285
-	-	-	-	-	-	-	-	-
13,787,147	10,362,892	-	31.71	1.02	34,460	25,901	33,758	12,297
841,596	684,766	-	20.92	14.29	1,344,402	1,093,875	94,054	71,674
12,945,551	9,678,126	64.58	31.71	1.00	32,407	24,228	32,407	11,668
5,795,837	4,950,661	-	58.10	1.00	5,996	5,121	5,996	4,519
-	-	-	-	-	-	-	-	-
5,795,837	4,950,661	64.10	58.10	1.00	5,996	5,121	5,996	4,519
54,184,281	38,974,904	-	53.25	1.00	39,566	28,460	39,566	1,896
-	-	-	-	-	-	-	-	-
54,184,281	38,974,904	18.74	53.25	1.00	39,566	28,460	39,566	1,896
46,209,195	36,270,640	-	-	1.00	18,417	14,456	18,397	1,888
-	-	-	-	-	-	-	-	-
46,209,195	36,270,640	-	-	1.00	18,417	14,456	18,397	1,888
573,934,328	406,224,707	-	18.00	1.65	128,488	90,943	77,969	66,425
430,739,979	319,278,245	-	15.85	6.61	835,245	619,110	126,283	116,703
143,194,349	86,946,462	3.36	18.17	1.00	36,242	22,006	36,250	28,932
2,579,348,219	1,953,065,617	-	10.00	1.00	29,704	22,492	29,640	27,116
24,509,964	18,161,188	-	-	11.13	1,154,334	855,328	103,759	103,041
2,554,838,255	1,934,904,429	0.00	10.00	1.00	29,429	22,288	29,438	26,926
21,119,369,275	15,371,865,575	-	-	1.00	43,044	31,330	43,044	2,280
21,110,353,417	15,366,385,541	-	-	1.00	43,133	31,397	43,133	2,280
9,015,859	5,480,034	-	-	1.00	7,412	4,505	7,412	2,560

Note : 1) According to the review result

2) Psychiatric hospital was newly added to provider type classification as per the amendment of the Medical Service Act (Article 3-2-3, March 5, 2021)

제IV-3표  
Table IV-3

월별 진료비  
Review Records by

구 분	청 구 건 수 Claims	일 수 Number of Days		진 료 비 ( 천 원 ) Medical Expenses(KRW 1,000)	
		입 내 원 Visit	요 양 금 여 Reimbursed	계 Total	금 여 비 Benefit
<b>계</b>	<b>1,435,522,508</b>	<b>1,553,239,346</b>	<b>10,897,811,079</b>	<b>102,977,012,517</b>	<b>77,153,324,871</b>
1 월	114,045,353	124,407,458	903,508,158	8,272,847,466	6,181,123,982
2 월	102,923,325	112,847,698	835,320,005	7,626,575,608	5,680,197,342
3 월	108,706,587	118,614,456	832,902,929	7,913,139,370	5,897,365,184
4 월	136,720,193	146,184,327	938,258,187	9,186,337,645	6,908,490,791
5 월	134,451,678	144,547,917	933,989,958	9,391,918,336	7,018,945,282
6 월	119,501,959	129,222,789	914,381,782	8,473,857,252	6,314,768,280
7 월	112,669,927	122,258,684	882,473,643	8,405,829,258	6,284,439,843
8 월	117,064,159	126,479,668	916,413,735	8,230,521,937	6,131,790,387
9 월	123,242,369	132,645,564	936,465,563	8,302,659,117	6,243,903,919
10 월	118,867,614	128,804,328	918,906,820	9,261,762,051	7,018,653,174
11 월	121,514,094	131,854,037	928,448,771	9,436,491,242	7,117,780,426
12 월	125,815,250	135,372,420	956,741,528	8,475,073,235	6,355,866,262
<b>입 원</b>	<b>17,390,837</b>	<b>136,766,556</b>	<b>208,793,138</b>	<b>34,905,868,534</b>	<b>28,352,766,399</b>
1 월	1,496,124	11,974,040	17,992,901	2,920,467,986	2,368,894,181
2 월	1,412,498	11,441,764	16,903,770	2,678,193,545	2,167,745,736
3 월	1,467,324	11,482,836	16,624,553	2,598,588,406	2,101,320,080
4 월	1,518,038	11,118,543	16,535,403	2,747,884,632	2,238,658,476
5 월	1,580,191	11,825,634	18,097,638	3,098,193,556	2,531,241,702
6 월	1,391,122	11,296,837	16,967,457	2,803,302,189	2,267,492,451
7 월	1,366,409	11,082,973	17,194,303	2,939,312,959	2,382,772,970
8 월	1,325,205	10,872,425	16,559,002	2,645,058,332	2,130,415,816
9 월	1,339,663	10,864,236	16,520,019	2,704,601,682	2,192,745,689
10 월	1,532,045	11,636,152	18,968,049	3,465,248,415	2,839,552,576
11 월	1,554,855	12,050,013	19,487,871	3,495,575,642	2,856,822,471
12 월	1,407,363	11,121,103	16,942,172	2,809,441,192	2,275,104,251
<b>외 래</b>	<b>1,418,131,671</b>	<b>1,416,472,790</b>	<b>10,689,017,941</b>	<b>68,071,143,982</b>	<b>48,800,558,471</b>
1 월	112,549,229	112,433,418	885,515,257	5,352,379,480	3,812,229,801
2 월	101,510,827	101,405,934	818,416,235	4,948,382,063	3,512,451,606
3 월	107,239,263	107,131,620	816,278,376	5,314,550,965	3,796,045,104
4 월	135,202,155	135,065,784	921,722,784	6,438,453,014	4,669,832,314
5 월	132,871,487	132,722,283	915,892,320	6,293,724,781	4,487,703,581
6 월	118,110,837	117,925,952	897,414,325	5,670,555,062	4,047,275,829
7 월	111,303,518	111,175,711	865,279,340	5,466,516,299	3,901,666,873
8 월	115,738,954	115,607,243	899,854,733	5,585,463,605	4,001,374,571
9 월	121,902,706	121,781,328	919,945,544	5,598,057,435	4,051,158,230
10 월	117,335,569	117,168,176	899,938,771	5,796,513,636	4,179,100,597
11 월	119,959,239	119,804,024	908,960,900	5,940,915,599	4,260,957,955
12 월	124,407,887	124,251,317	939,799,356	5,665,632,043	4,080,762,011

주 : 1) 심사일 기준  
2) 외래실적에 약국 실적을 포함함

# 심사실적(계)

Month(Total)

(단위 : 건, 일, 원)  
Unit : Claim, Day, KRW

건 당 일 수 Days per claim		건 당 진 료 비 Medical Expenses perclaim	건 당 금 여 비 Benefit per claim	일 당 진 료 비 Medical Expenses per day		일 당 금 여 비 Benefit per day		Division
입 내 원 Visit	요 양 금 여 Reimbursed			입 내 원 Visit	요 양 금 여 Reimbursed	입 내 원 Visit	요 양 금 여 Reimbursed	
<b>1.08</b>	<b>7.59</b>	<b>71,735</b>	<b>53,746</b>	<b>66,298</b>	<b>9,449</b>	<b>49,673</b>	<b>7,080</b>	<b>Total</b>
1.09	7.92	72,540	54,199	66,498	9,156	49,685	6,841	Jan.
1.10	8.12	74,100	55,189	67,583	9,130	50,335	6,800	Feb.
1.09	7.66	72,794	54,250	66,713	9,501	49,719	7,080	Mar.
1.07	6.86	67,191	50,530	62,841	9,791	47,259	7,363	Apr.
1.08	6.95	69,853	52,204	64,974	10,056	48,558	7,515	May
1.08	7.65	70,910	52,842	65,576	9,267	48,867	6,906	Jun.
1.09	7.83	74,606	55,777	68,754	9,525	51,403	7,121	Jul.
1.08	7.83	70,308	52,380	65,074	8,981	48,480	6,691	Aug.
1.08	7.60	67,369	50,664	62,593	8,866	47,072	6,668	Sep.
1.08	7.73	77,917	59,046	71,906	10,079	54,491	7,638	Oct.
1.09	7.64	77,658	58,576	71,568	10,164	53,982	7,666	Nov.
1.08	7.60	67,361	50,517	62,606	8,858	46,951	6,643	Dec.
<b>7.86</b>	<b>12.01</b>	<b>2,007,141</b>	<b>1,630,328</b>	<b>255,222</b>	<b>167,179</b>	<b>207,308</b>	<b>135,794</b>	<b>Inpatient</b>
8.00	12.03	1,952,023	1,583,354	243,900	162,312	197,836	131,657	Jan.
8.10	11.97	1,896,069	1,534,689	234,072	158,438	189,459	128,240	Feb.
7.83	11.33	1,770,971	1,432,076	226,302	156,310	182,997	126,399	Mar.
7.32	10.89	1,810,155	1,474,705	247,144	166,182	201,345	135,386	Apr.
7.48	11.45	1,960,645	1,601,858	261,990	171,193	214,047	139,866	May
8.12	12.20	2,015,138	1,629,974	248,149	165,216	200,719	133,638	Jun.
8.11	12.58	2,151,122	1,743,821	265,210	170,947	214,994	138,579	Jul.
8.20	12.50	1,995,962	1,607,612	243,281	159,735	195,947	128,656	Aug.
8.11	12.33	2,018,867	1,636,789	248,945	163,717	201,832	132,733	Sep.
7.60	12.38	2,261,845	1,853,439	297,800	182,689	244,028	149,702	Oct.
7.75	12.53	2,248,168	1,837,356	290,089	179,372	237,080	146,595	Nov.
7.90	12.04	1,996,245	1,616,572	252,623	165,825	204,575	134,286	Dec.
<b>1.00</b>	<b>7.54</b>	<b>48,001</b>	<b>34,412</b>	<b>48,057</b>	<b>6,368</b>	<b>34,452</b>	<b>4,565</b>	<b>Outpatient</b>
1.00	7.87	47,556	33,872	47,605	6,044	33,907	4,305	Jan.
1.00	8.06	48,747	34,602	48,798	6,046	34,638	4,292	Feb.
1.00	7.61	49,558	35,398	49,608	6,511	35,433	4,650	Mar.
1.00	6.82	47,621	34,540	47,669	6,985	34,575	5,066	Apr.
1.00	6.89	47,367	33,775	47,420	6,872	33,813	4,900	May
1.00	7.60	48,010	34,267	48,086	6,319	34,320	4,510	Jun.
1.00	7.77	49,114	35,054	49,170	6,318	35,095	4,509	Jul.
1.00	7.77	48,259	34,572	48,314	6,207	34,612	4,447	Aug.
1.00	7.55	45,922	33,233	45,968	6,085	33,266	4,404	Sep.
1.00	7.67	49,401	35,617	49,472	6,441	35,668	4,644	Oct.
1.00	7.58	49,524	35,520	49,589	6,536	35,566	4,688	Nov.
1.00	7.55	45,541	32,801	45,598	6,029	32,843	4,342	Dec.

Note : 1) According to the review result  
2) Pharmacy sales are included in outpatient sales

제Ⅳ-3-1표  
Table IV-3-1

월별 진료비  
Review Records by

구 분	청 구 건 수 Claims	일 수 Number of Days		진 료 비 ( 천 원 ) Medical Expenses(KRW 1,000)	
		입 내 원 Visit	요 양 급 여 Reimbursed	계 Total	급 여 비 Benefit
<b>계</b>	<b>944,879,392</b>	<b>1,062,596,230</b>	<b>1,634,469,448</b>	<b>81,857,643,241</b>	<b>61,781,459,296</b>
1 월	76,137,996	86,500,101	134,645,244	6,584,292,849	4,955,122,128
2 월	67,678,156	77,602,529	123,103,734	6,038,224,415	4,526,395,618
3 월	72,722,058	82,629,927	125,439,670	6,306,042,631	4,728,632,331
4 월	88,653,510	98,117,644	143,891,446	7,311,401,629	5,543,085,640
5 월	90,148,702	100,244,941	148,739,815	7,567,449,179	5,689,055,024
6 월	79,268,828	88,989,658	135,312,651	6,709,863,620	5,030,649,790
7 월	75,294,266	84,883,023	131,510,777	6,722,119,428	5,060,409,620
8 월	76,170,009	85,585,518	132,910,761	6,439,587,608	4,826,359,058
9 월	80,017,122	89,420,317	135,921,124	6,457,014,079	4,898,744,274
10 월	78,058,958	87,995,672	140,393,325	7,486,050,076	5,725,992,696
11 월	79,670,659	90,010,602	143,883,537	7,645,407,218	5,813,729,919
12 월	81,059,128	90,616,298	138,717,364	6,590,190,509	4,983,283,196
<b>입 원</b>	<b>17,390,837</b>	<b>136,766,556</b>	<b>208,793,138</b>	<b>34,905,868,534</b>	<b>28,352,766,399</b>
1 월	1,496,124	11,974,040	17,992,901	2,920,467,986	2,368,894,181
2 월	1,412,498	11,441,764	16,903,770	2,678,193,545	2,167,745,736
3 월	1,467,324	11,482,836	16,624,553	2,598,588,406	2,101,320,080
4 월	1,518,038	11,118,543	16,535,403	2,747,884,632	2,238,658,476
5 월	1,580,191	11,825,634	18,097,638	3,098,193,556	2,531,241,702
6 월	1,391,122	11,296,837	16,967,457	2,803,302,189	2,267,492,451
7 월	1,366,409	11,082,973	17,194,303	2,939,312,959	2,382,772,970
8 월	1,325,205	10,872,425	16,559,002	2,645,058,332	2,130,415,816
9 월	1,339,663	10,864,236	16,520,019	2,704,601,682	2,192,745,689
10 월	1,532,045	11,636,152	18,968,049	3,465,248,415	2,839,552,576
11 월	1,554,855	12,050,013	19,487,871	3,495,575,642	2,856,822,471
12 월	1,407,363	11,121,103	16,942,172	2,809,441,192	2,275,104,251
<b>외 래</b>	<b>927,488,555</b>	<b>925,829,674</b>	<b>1,425,676,310</b>	<b>46,951,774,707</b>	<b>33,428,692,896</b>
1 월	74,641,872	74,526,061	116,652,343	3,663,824,864	2,586,227,947
2 월	66,265,658	66,160,765	106,199,964	3,360,030,870	2,358,649,882
3 월	71,254,734	71,147,091	108,815,117	3,707,454,226	2,627,312,251
4 월	87,135,472	86,999,101	127,356,043	4,563,516,998	3,304,427,164
5 월	88,568,511	88,419,307	130,642,177	4,469,255,624	3,157,813,323
6 월	77,877,706	77,692,821	118,345,194	3,906,561,431	2,763,157,340
7 월	73,927,857	73,800,050	114,316,474	3,782,806,470	2,677,636,650
8 월	74,844,804	74,713,093	116,351,759	3,794,529,276	2,695,943,243
9 월	78,677,459	78,556,081	119,401,105	3,752,412,397	2,705,998,584
10 월	76,526,913	76,359,520	121,425,276	4,020,801,661	2,886,440,120
11 월	78,115,804	77,960,589	124,395,666	4,149,831,575	2,956,907,448
12 월	79,651,765	79,495,195	121,775,192	3,780,749,317	2,708,178,945

주 : 심사일 기준

# 심사실적(의료기관 및 보건기관)

Month(Medical Institution and Community health agency)

(단위 : 건, 일, 원)  
Unit : Claim, Day, KRW

건 당 일 수 Days per claim		건 당 진 료 비 Medical Expenses perclaim	건 당 금 여 비 Benefit per claim	일 당 진료 비 Medical Expenses per day		일 당 금 여 비 Benefit per day		Division
입 내 원 Visit	요 양 금 여 Reimbursed			입 내 원 Visit	요 양 금 여 Reimbursed	입 내 원 Visit	요 양 금 여 Reimbursed	
<b>1.12</b>	<b>1.73</b>	<b>86,633</b>	<b>65,386</b>	<b>77,036</b>	<b>50,082</b>	<b>58,142</b>	<b>37,799</b>	<b>Total</b>
1.14	1.77	86,478	65,081	76,119	48,901	57,285	36,801	Jan.
1.15	1.82	89,220	66,881	77,810	49,050	58,328	36,769	Feb.
1.14	1.72	86,714	65,023	76,317	50,272	57,227	37,696	Mar.
1.11	1.62	82,472	62,525	74,517	50,812	56,494	38,523	Apr.
1.11	1.65	83,944	63,107	75,490	50,877	56,752	38,248	May
1.12	1.71	84,647	63,463	75,400	49,588	56,531	37,178	Jun.
1.13	1.75	89,278	67,208	79,193	51,115	59,616	38,479	Jul.
1.12	1.74	84,542	63,363	75,242	48,450	56,392	36,313	Aug.
1.12	1.70	80,695	61,221	72,210	47,506	54,783	36,041	Sep.
1.13	1.80	95,903	73,355	85,073	53,322	65,071	40,785	Oct.
1.13	1.81	95,963	72,972	84,939	53,136	64,589	40,406	Nov.
1.12	1.71	81,301	61,477	72,726	47,508	54,993	35,924	Dec.
<b>7.86</b>	<b>12.01</b>	<b>2,007,141</b>	<b>1,630,328</b>	<b>255,222</b>	<b>167,179</b>	<b>207,308</b>	<b>135,794</b>	<b>Inpatient</b>
8.00	12.03	1,952,023	1,583,354	243,900	162,312	197,836	131,657	Jan.
8.10	11.97	1,896,069	1,534,689	234,072	158,438	189,459	128,240	Feb.
7.83	11.33	1,770,971	1,432,076	226,302	156,310	182,997	126,399	Mar.
7.32	10.89	1,810,155	1,474,705	247,144	166,182	201,345	135,386	Apr.
7.48	11.45	1,960,645	1,601,858	261,990	171,193	214,047	139,866	May
8.12	12.20	2,015,138	1,629,974	248,149	165,216	200,719	133,638	Jun.
8.11	12.58	2,151,122	1,743,821	265,210	170,947	214,994	138,579	Jul.
8.20	12.50	1,995,962	1,607,612	243,281	159,735	195,947	128,656	Aug.
8.11	12.33	2,018,867	1,636,789	248,945	163,717	201,832	132,733	Sep.
7.60	12.38	2,261,845	1,853,439	297,800	182,689	244,028	149,702	Oct.
7.75	12.53	2,248,168	1,837,356	290,089	179,372	237,080	146,595	Nov.
7.90	12.04	1,996,245	1,616,572	252,623	165,825	204,575	134,286	Dec.
<b>1.00</b>	<b>1.54</b>	<b>50,622</b>	<b>36,042</b>	<b>50,713</b>	<b>32,933</b>	<b>36,107</b>	<b>23,448</b>	<b>Outpatient</b>
1.00	1.56	49,085	34,648	49,162	31,408	34,702	22,170	Jan.
1.00	1.60	50,705	35,594	50,786	31,639	35,650	22,210	Feb.
1.00	1.53	52,031	36,872	52,110	34,071	36,928	24,145	Mar.
1.00	1.46	52,373	37,923	52,455	35,833	37,982	25,946	Apr.
1.00	1.48	50,461	35,654	50,546	34,210	35,714	24,171	May
1.00	1.52	50,163	35,481	50,282	33,010	35,565	23,348	Jun.
1.00	1.55	51,169	36,220	51,258	33,091	36,282	23,423	Jul.
1.00	1.55	50,699	36,020	50,788	32,613	36,084	23,171	Aug.
1.00	1.52	47,694	34,394	47,767	31,427	34,447	22,663	Sep.
1.00	1.59	52,541	37,718	52,656	33,113	37,801	23,771	Oct.
1.00	1.59	53,124	37,853	53,230	33,360	37,928	23,770	Nov.
1.00	1.53	47,466	34,000	47,559	31,047	34,067	22,239	Dec.

Note : According to the review result

제IV-3-2표  
Table IV-3-2

월별 진료비  
Review Records by

구 분	청 구 건 수 Claims	일 수 Number of Days		진 료 비 ( 천 원 ) Medical Expenses(KRW 1,000)	
		입 내 원 Visit	요 양 급 여 Reimbursed	계 Total	급 여 비 Benefit
<b>계</b>	<b>490,643,116</b>	<b>490,643,116</b>	<b>9,263,341,631</b>	<b>21,119,369,275</b>	<b>15,371,865,575</b>
1 월	37,907,357	37,907,357	768,862,914	1,688,554,617	1,226,001,854
2 월	35,245,169	35,245,169	712,216,271	1,588,351,192	1,153,801,724
3 월	35,984,529	35,984,529	707,463,259	1,607,096,739	1,168,732,853
4 월	48,066,683	48,066,683	794,366,741	1,874,936,016	1,365,405,150
5 월	44,302,976	44,302,976	785,250,143	1,824,469,157	1,329,890,258
6 월	40,233,131	40,233,131	779,069,131	1,763,993,632	1,284,118,489
7 월	37,375,661	37,375,661	750,962,866	1,683,709,830	1,224,030,223
8 월	40,894,150	40,894,150	783,502,974	1,790,934,329	1,305,431,329
9 월	43,225,247	43,225,247	800,544,439	1,845,645,038	1,345,159,645
10 월	40,808,656	40,808,656	778,513,495	1,775,711,975	1,292,660,478
11 월	41,843,435	41,843,435	784,565,234	1,791,084,024	1,304,050,507
12 월	44,756,122	44,756,122	818,024,164	1,884,882,727	1,372,583,066
<b>처방조제</b>	<b>489,426,777</b>	<b>489,426,777</b>	<b>9,259,819,594</b>	<b>21,110,353,417</b>	<b>15,366,385,541</b>
1 월	37,814,819	37,814,819	768,593,936	1,687,897,390	1,225,602,257
2 월	35,157,164	35,157,164	711,962,961	1,587,698,092	1,153,404,799
3 월	35,886,396	35,886,396	707,182,438	1,606,391,741	1,168,304,179
4 월	47,925,562	47,925,562	793,953,384	1,873,893,640	1,364,771,715
5 월	44,182,976	44,182,976	784,900,828	1,823,565,005	1,329,340,567
6 월	40,138,871	40,138,871	778,794,138	1,763,285,661	1,283,688,172
7 월	37,282,133	37,282,133	750,698,387	1,683,031,493	1,223,617,830
8 월	40,807,942	40,807,942	783,256,711	1,790,287,352	1,305,038,227
9 월	43,120,457	43,120,457	800,240,507	1,844,857,174	1,344,680,802
10 월	40,714,963	40,714,963	778,241,757	1,775,010,681	1,292,234,233
11 월	41,748,086	41,748,086	784,285,124	1,790,362,090	1,303,611,663
12 월	44,647,408	44,647,408	817,709,423	1,884,073,098	1,372,091,099
<b>직접조제</b>	<b>1,216,339</b>	<b>1,216,339</b>	<b>3,522,037</b>	<b>9,015,859</b>	<b>5,480,034</b>
1 월	92,538	92,538	268,978	657,227	399,597
2 월	88,005	88,005	253,310	653,101	396,925
3 월	98,133	98,133	280,821	704,998	428,674
4 월	141,121	141,121	413,357	1,042,376	633,436
5 월	120,000	120,000	349,315	904,152	549,690
6 월	94,260	94,260	274,993	707,971	430,317
7 월	93,528	93,528	264,479	678,337	412,393
8 월	86,208	86,208	246,263	646,977	393,102
9 월	104,790	104,790	303,932	787,864	478,843
10 월	93,693	93,693	271,738	701,294	426,245
11 월	95,349	95,349	280,110	721,934	438,844
12 월	108,714	108,714	314,741	809,628	491,967

주 : 심사일 기준



# 심사실적(약국)

Month(Pharmacy)

(단위 : 건, 일, 원)  
Unit : Claim, Day, KRW

건 당 일 수 Days per claim		건 당 진 료 비 Medical Expenses perclaim	건 당 금 여 비 Benefit per claim	일 당 진료 비 Medical Expenses per day		일 당 금 여 비 Benefit per day		Division
입 내 원 Visit	요 양 금 여 Reimbursed			입 내 원 Visit	요 양 금 여 Reimbursed	입 내 원 Visit	요 양 금 여 Reimbursed	
<b>1.00</b>	<b>18.88</b>	<b>43,044</b>	<b>31,330</b>	<b>43,044</b>	<b>2,280</b>	<b>31,330</b>	<b>1,659</b>	<b>Total</b>
1.00	20.28	44,544	32,342	44,544	2,196	32,342	1,595	Jan.
1.00	20.21	45,066	32,736	45,066	2,230	32,736	1,620	Feb.
1.00	19.66	44,661	32,479	44,661	2,272	32,479	1,652	Mar.
1.00	16.53	39,007	28,406	39,007	2,360	28,406	1,719	Apr.
1.00	17.72	41,182	30,018	41,182	2,323	30,018	1,694	May
1.00	19.36	43,844	31,917	43,844	2,264	31,917	1,648	Jun.
1.00	20.09	45,048	32,749	45,048	2,242	32,749	1,630	Jul.
1.00	19.16	43,794	31,922	43,794	2,286	31,922	1,666	Aug.
1.00	18.52	42,698	31,120	42,698	2,305	31,120	1,680	Sep.
1.00	19.08	43,513	31,676	43,513	2,281	31,676	1,660	Oct.
1.00	18.75	42,804	31,165	42,804	2,283	31,165	1,662	Nov.
1.00	18.28	42,115	30,668	42,115	2,304	30,668	1,678	Dec.
<b>1.00</b>	<b>18.92</b>	<b>43,133</b>	<b>31,397</b>	<b>43,133</b>	<b>2,280</b>	<b>31,397</b>	<b>1,659</b>	<b>Prescription</b>
1.00	20.33	44,636	32,411	44,636	2,196	32,411	1,595	Jan.
1.00	20.25	45,160	32,807	45,160	2,230	32,807	1,620	Feb.
1.00	19.71	44,763	32,556	44,763	2,272	32,556	1,652	Mar.
1.00	16.57	39,100	28,477	39,100	2,360	28,477	1,719	Apr.
1.00	17.76	41,273	30,087	41,273	2,323	30,087	1,694	May
1.00	19.40	43,930	31,981	43,930	2,264	31,981	1,648	Jun.
1.00	20.14	45,143	32,820	45,143	2,242	32,820	1,630	Jul.
1.00	19.19	43,871	31,980	43,871	2,286	31,980	1,666	Aug.
1.00	18.56	42,784	31,184	42,784	2,305	31,184	1,680	Sep.
1.00	19.11	43,596	31,739	43,596	2,281	31,739	1,660	Oct.
1.00	18.79	42,885	31,226	42,885	2,283	31,226	1,662	Nov.
1.00	18.31	42,199	30,732	42,199	2,304	30,732	1,678	Dec.
<b>1.00</b>	<b>2.90</b>	<b>7,412</b>	<b>4,505</b>	<b>7,412</b>	<b>2,560</b>	<b>4,505</b>	<b>1,556</b>	<b>Without prescription</b>
1.00	2.91	7,102	4,318	7,102	2,443	4,318	1,486	Jan.
1.00	2.88	7,421	4,510	7,421	2,578	4,510	1,567	Feb.
1.00	2.86	7,184	4,368	7,184	2,510	4,368	1,527	Mar.
1.00	2.93	7,386	4,489	7,386	2,522	4,489	1,532	Apr.
1.00	2.91	7,535	4,581	7,535	2,588	4,581	1,574	May
1.00	2.92	7,511	4,565	7,511	2,575	4,565	1,565	Jun.
1.00	2.83	7,253	4,409	7,253	2,565	4,409	1,559	Jul.
1.00	2.86	7,505	4,560	7,505	2,627	4,560	1,596	Aug.
1.00	2.90	7,519	4,570	7,519	2,592	4,570	1,575	Sep.
1.00	2.90	7,485	4,549	7,485	2,581	4,549	1,569	Oct.
1.00	2.94	7,571	4,603	7,571	2,577	4,603	1,567	Nov.
1.00	2.90	7,447	4,525	7,447	2,572	4,525	1,563	Dec.

Note : According to the review result

제Ⅳ-4-1표

Table IV-4-1

## 요양기관 소재지별

## MReview Records by Location

구 분 Division			청 구 건 수 Claims	일 수 Number of Days		원외처방횟수 Prescription times	원외처방일수 Prescription days
				입 내 원 Visit	요 양 급 여 Reimbursed		
<b>총 계 Total</b>			<b>294,229,613</b>	<b>310,912,208</b>	<b>2,461,585,936</b>	<b>-</b>	<b>-</b>
의료기관 및 보건기관 Medical institution and Community health agency	소 계 Subtotal	소계 Subtotal	200,178,807	216,861,402	354,187,395	95,535,517	2,093,181,769
		입원 Inpatient	3,531,101	20,685,283	41,635,286	78,821	1,117,784
		외래 Outpatient	196,647,706	196,176,119	312,552,109	95,456,696	2,092,063,985
	상 급 중 합 병 원 Tertiary hospital	소계 Subtotal	22,144,848	27,849,528	65,079,861	7,302,814	596,656,051
		입원 Inpatient	1,338,454	7,188,722	18,829,007	15,109	451,607
		외래 Outpatient	20,806,394	20,660,806	46,250,854	7,287,705	596,204,444
	종 합 병 원 General hospital	소계 Subtotal	13,917,772	16,964,041	51,743,774	5,148,000	288,683,821
		입원 Inpatient	714,733	3,820,900	8,046,803	5,178	129,125
		외래 Outpatient	13,203,039	13,143,141	43,696,971	5,142,822	288,554,696
	병 원 Hospital	소계 Subtotal	10,725,803	13,080,827	18,602,252	4,559,220	100,283,556
		입원 Inpatient	484,943	2,853,527	7,002,274	8,190	129,405
		외래 Outpatient	10,240,860	10,227,300	11,599,978	4,551,030	100,154,151
	요 양 병 원 Healthcare Institute	소계 Subtotal	925,804	5,248,122	5,603,628	100,900	2,078,776
		입원 Inpatient	393,215	4,715,626	4,930,635	577	6,220
		외래 Outpatient	532,589	532,496	672,993	100,323	2,072,556
	정 신 병 원 Psychiatric hospital	소계 Subtotal	130,523	405,950	2,598,695	17,496	620,454
		입원 Inpatient	24,811	300,238	353,463	31	31
		외래 Outpatient	105,712	105,712	2,245,232	17,465	620,423
	의 원 Clinic	소계 Subtotal	113,600,543	114,207,383	169,010,356	74,909,580	1,088,668,558
		입원 Inpatient	458,202	1,133,899	1,718,334	44,538	328,150
		외래 Outpatient	113,142,341	113,073,484	167,292,022	74,865,042	1,088,340,408
	치 과 병 원 Dental hospital	소계 Subtotal	1,138,088	1,135,325	1,156,320	252,677	1,940,701
		입원 Inpatient	3,625	12,415	31,051	827	7,375
		외래 Outpatient	1,134,463	1,122,910	1,125,269	251,850	1,933,326
	치 과 의 원 Dental clinic	소계 Subtotal	17,417,194	17,253,435	17,256,829	3,193,294	12,190,862
		입원 Inpatient	254	253	539	161	824
		외래 Outpatient	17,416,940	17,253,182	17,256,290	3,193,133	12,190,038
	조 산 원 Midwifery clinic	소계 Subtotal	89	252	252	-	-
		입원 Inpatient	89	252	252	-	-
		외래 Outpatient	-	-	-	-	-
	보 건 의 료 원 Hospitalized healthcenter	소계 Subtotal	-	-	-	-	-
		입원 Inpatient	-	-	-	-	-
		외래 Outpatient	-	-	-	-	-
	보 건 소 Health center	소계 Subtotal	89,684	89,684	162,218	26,403	1,479,121
		입원 Inpatient	-	-	-	-	-
		외래 Outpatient	89,684	89,684	162,218	26,403	1,479,121
	보 건 지 소 Health subcenter	소계 Subtotal	2,479	2,479	2,479	154	6,366
		입원 Inpatient	-	-	-	-	-
		외래 Outpatient	2,479	2,479	2,479	154	6,366
	보 건 진 료 소 Primary health carepost	소계 Subtotal	-	-	-	-	-
		입원 Inpatient	-	-	-	-	-
		외래 Outpatient	-	-	-	-	-
	한 방 병 원 Korean medicine hospital	소계 Subtotal	1,071,430	1,572,167	1,968,252	24,979	573,503
		입원 Inpatient	108,771	610,066	673,359	4,210	65,047
		외래 Outpatient	962,659	962,101	1,294,893	20,769	508,456
	한 의 원 Korean medicine clinic	소계 Subtotal	19,014,550	19,052,209	21,002,479	-	-
		입원 Inpatient	4,004	49,385	49,569	-	-
		외래 Outpatient	19,010,546	19,002,824	20,952,910	-	-
약 국 Pharmacy	소 계 Subtotal	소계 Subtotal	94,050,806	94,050,806	2,107,398,541	-	-
		처방 Prescription	94,050,806	94,050,806	2,107,398,541	-	-
		직접 Without prescription	-	-	-	-	-

주 : 1) 심사일 기준

2) 「의료법」 제 3 조제 2 항제 3 호 개정(2021.3.5. 시행)에 따라 요양기관 종별 구분으로 정신병원 신설

# 진료비 심사실적(서울)

of the Provider(Seoul)

(단위 : 건, 일, 회, 원)  
Unit : Claim, Day, Time, KRW

진료비 (천 원) Medical Expenses(KRW 1,000)		원 외 처방률 Prescription rate (%)	원외처방 횟수당 처방일수 Prescription days per prescription time	건 당 입내원일수 Visits per Claim	건 당 진료비 Medical Expenses perclaim	건 당 급여비 Benefit per claim	일 당 진료비 Medical Expenses per day	
계 Total	급여비 Benefit						입 내 원 Visit	요 양 급여 Reimbursed
25,601,939,040	19,458,499,528	-	-	1.06	87,013	66,134	82,345	10,401
20,765,872,133	15,864,697,302	-	21.91	1.08	103,737	79,253	95,756	58,630
8,711,630,127	7,247,481,220	-	14.18	5.86	2,467,114	2,052,471	421,151	209,237
12,054,242,006	8,617,216,081	48.66	21.92	1.00	61,299	43,821	61,446	38,567
8,138,840,209	6,440,494,818	-	81.70	1.26	367,527	290,835	292,243	125,059
4,866,492,770	4,147,693,563	-	29.89	5.37	3,635,906	3,098,869	676,962	258,457
3,272,347,439	2,292,801,255	35.27	81.81	0.99	157,276	110,197	158,384	70,752
3,099,329,388	2,341,413,467	-	56.08	1.22	222,689	168,232	182,700	59,898
1,882,063,300	1,566,690,110	-	24.94	5.35	2,633,240	2,191,994	492,571	233,890
1,217,266,088	774,723,357	39.13	56.11	1.00	92,196	58,678	92,616	27,857
1,566,679,003	1,109,791,216	-	22.00	1.22	146,066	103,469	119,769	84,220
887,400,728	680,261,900	-	15.80	5.88	1,829,907	1,402,767	310,984	126,730
679,278,275	429,529,316	44.50	22.01	1.00	66,330	41,943	66,418	58,559
550,506,575	429,715,638	-	20.60	5.67	594,625	464,154	104,896	98,241
515,883,800	407,529,022	-	10.78	11.99	1,311,964	1,036,403	109,399	104,628
34,622,775	22,186,616	18.84	20.66	1.00	65,008	41,658	65,020	51,446
36,331,644	28,337,405	-	35.46	3.11	278,354	217,107	89,498	13,981
28,766,804	22,582,445	-	1.00	12.10	1,159,438	910,179	95,813	81,386
7,564,839	5,754,960	16.52	35.52	1.00	71,561	54,440	71,561	3,369
5,417,825,966	4,112,571,742	-	14.53	1.01	47,692	36,202	47,438	32,056
445,587,568	357,652,023	-	7.37	2.47	972,470	780,555	392,969	259,314
4,972,238,397	3,754,919,719	66.21	14.54	1.00	43,947	33,188	43,974	29,722
95,492,468	61,584,803	-	7.68	1.00	83,906	54,113	84,110	82,583
6,851,660	5,636,239	-	8.92	3.42	1,890,113	1,554,824	551,886	220,658
88,640,808	55,948,564	22.43	7.68	0.99	78,135	49,317	78,938	78,773
1,170,488,747	828,557,455	-	3.82	0.99	67,203	47,571	67,841	67,828
71,739	57,289	-	5.12	1.00	282,436	225,548	283,553	133,096
1,170,417,008	828,500,166	18.51	3.82	0.99	67,200	47,569	67,838	67,826
103,368	101,984	-	-	2.83	1,161,435	1,145,890	410,189	410,189
103,368	101,984	-	-	2.83	1,161,435	1,145,890	410,189	410,189
-	-	-	-	-	-	-	-	-
-	-	-	-	-	-	-	-	-
-	-	-	-	-	-	-	-	-
-	-	-	-	-	-	-	-	-
596,336	479,409	-	56.02	1.00	6,649	5,346	6,649	3,676
-	-	-	-	-	-	-	-	-
596,336	479,409	29.44	56.02	1.00	6,649	5,346	6,649	3,676
11,165	8,905	-	41.34	1.00	4,504	3,592	4,504	4,504
-	-	-	-	-	-	-	-	-
11,165	8,905	6.21	41.34	1.00	4,504	3,592	4,504	4,504
-	-	-	-	-	-	-	-	-
-	-	-	-	-	-	-	-	-
-	-	-	-	-	-	-	-	-
107,074,594	75,797,414	-	22.96	1.47	99,936	70,744	68,106	54,401
73,010,889	55,292,815	-	15.45	5.61	671,235	508,342	119,677	108,428
34,063,704	20,504,599	2.16	24.48	1.00	35,385	21,300	35,406	26,306
582,592,670	435,843,044	-	-	1.00	30,639	22,922	30,579	27,739
5,397,499	3,983,831	-	-	12.33	1,348,027	994,963	109,294	108,889
577,195,171	431,859,214	-	-	1.00	30,362	22,717	30,374	27,547
4,836,066,907	3,593,802,226	-	-	1.00	51,420	38,211	51,420	2,295
4,836,066,907	3,593,802,226	-	-	1.00	51,420	38,211	51,420	2,295
-	-	-	-	-	-	-	-	-

Note : 1) According to the review result

2) Psychiatric hospital was newly added to provider type classification as per the amendment of the Medical Service Act (Article 3-2-3, March 5, 2021)

제Ⅳ-4-2표  
Table IV-4-2

요양기관 소재지별  
Review Records by Location

구 분 Division			청 구 건 수 Claims	일 수 Number of Days		원외처방횟수 Prescription times	원외처방일수 Prescription days
				입 내 원 Visit	요 양 급 여 Reimbursed		
<b>총 계 Total</b>			<b>100,485,978</b>	<b>112,816,306</b>	<b>803,644,270</b>	<b>-</b>	<b>-</b>
의료기관 및 보건기관 Medical institution and Community health agency	소 계 Subtotal	소계 Subtotal	67,100,292	79,430,620	130,429,855	33,951,022	675,098,824
		입원 Inpatient	1,545,048	13,975,858	19,466,921	26,695	266,345
		외래 Outpatient	65,555,244	65,454,762	110,962,934	33,924,327	674,832,479
	상 급 중 합 병 원 Tertiary hospital	소계 Subtotal	2,302,770	2,991,159	5,327,362	1,040,610	70,617,660
		입원 Inpatient	157,515	855,226	1,754,774	3,628	66,273
		외래 Outpatient	2,145,255	2,135,933	3,572,588	1,036,982	70,551,387
	종 합 병 원 General hospital	소계 Subtotal	7,438,017	9,592,965	28,452,440	3,383,306	156,627,685
		입원 Inpatient	404,706	2,581,259	4,934,351	12,011	112,077
		외래 Outpatient	7,033,311	7,011,706	23,518,089	3,371,295	156,515,608
	병 원 Hospital	소계 Subtotal	7,493,046	9,455,045	12,396,544	3,750,610	76,944,449
		입원 Inpatient	336,450	2,307,060	4,163,504	3,136	27,138
		외래 Outpatient	7,156,596	7,147,985	8,233,040	3,747,474	76,917,311
	요 양 병 원 Healthcare Institute	소계 Subtotal	651,741	7,445,266	7,896,317	78,834	2,216,728
		입원 Inpatient	464,671	7,258,298	7,329,900	617	2,638
		외래 Outpatient	187,070	186,968	566,417	78,217	2,214,090
	정 신 병 원 Psychiatric hospital	소계 Subtotal	105,227	509,654	2,314,428	2,002	57,199
		입원 Inpatient	22,041	426,468	482,637	55	1,112
		외래 Outpatient	83,186	83,186	1,831,791	1,947	56,087
	의 원 Clinic	소계 Subtotal	36,287,391	36,515,381	60,406,715	24,677,748	363,840,680
		입원 Inpatient	131,822	363,437	580,062	7,188	56,398
		외래 Outpatient	36,155,569	36,151,944	59,826,653	24,670,560	363,784,282
	치 과 병 원 Dental hospital	소계 Subtotal	429,678	425,720	425,725	66,347	234,100
		입원 Inpatient	-	-	-	-	-
		외래 Outpatient	429,678	425,720	425,725	66,347	234,100
	치 과 의 원 Dental clinic	소계 Subtotal	5,022,123	4,970,004	4,970,419	914,070	3,086,865
		입원 Inpatient	1	-	-	-	-
		외래 Outpatient	5,022,122	4,970,004	4,970,419	914,070	3,086,865
	조 산 원 Midwifery clinic	소계 Subtotal	-	-	-	-	-
		입원 Inpatient	-	-	-	-	-
		외래 Outpatient	-	-	-	-	-
	보 건 의 료 원 Hospitalized healthcenter	소계 Subtotal	-	-	-	-	-
		입원 Inpatient	-	-	-	-	-
		외래 Outpatient	-	-	-	-	-
	보 건 소 Health center	소계 Subtotal	33,687	33,687	36,930	24,384	1,045,240
		입원 Inpatient	-	-	-	-	-
		외래 Outpatient	33,687	33,687	36,930	24,384	1,045,240
	보 건 지 소 Health subcenter	소계 Subtotal	13,415	13,415	81,986	5,978	269,581
		입원 Inpatient	-	-	-	-	-
		외래 Outpatient	13,415	13,415	81,986	5,978	269,581
	보 건 진 료 소 Primary health carepost	소계 Subtotal	8,126	8,309	81,498	-	-
		입원 Inpatient	-	-	-	-	-
		외래 Outpatient	8,126	8,309	81,498	-	-
	한 방 병 원 Korean medicine hospital	소계 Subtotal	298,034	425,560	507,528	7,133	158,637
		입원 Inpatient	24,829	152,387	189,809	60	709
		외래 Outpatient	273,205	273,173	317,719	7,073	157,928
	한 의 원 Korean medicine clinic	소계 Subtotal	7,017,037	7,044,455	7,531,963	-	-
		입원 Inpatient	3,013	31,723	31,884	-	-
		외래 Outpatient	7,014,024	7,012,732	7,500,079	-	-
약 국 Pharmacy		소계 Subtotal	33,385,686	33,385,686	673,214,415	-	-
		처방 Prescription	33,370,433	33,370,433	673,175,479	-	-
		직접 Without prescription	15,253	15,253	38,936	-	-

주 : 1) 심사일 기준  
2) 「의료법」 제 3 조제 2 항제 3 호 개정(2021.3.5. 시행)에 따라 요양기관 종별 구분으로 정신병원 신설

# 진료비 심사실적(부산)

of the Provider(Busan)

(단위 : 건, 일, 회, 원)  
Unit : Claim, Day, Time, KRW

진료비 (천 원) Medical Expenses(KRW 1,000)		원외 처방률 Prescription rate (%)	원외처방 횟수당 처방일수 Prescription days per prescription time	건당 입내원일수 Visits per Claim	건당 진료비 Medical Expenses perclaim	건당 급여비 Benefit per claim	일당진료비 Medical Expenses per day	
계 Total	급여비 Benefit						입내원 Visit	요양급여 Reimbursed
<b>7,931,293,553</b>	<b>5,948,003,023</b>	-	-	<b>1.12</b>	<b>78,929</b>	<b>59,192</b>	<b>70,303</b>	<b>9,869</b>
6,389,937,501	4,830,196,263	-	19.88	1.18	95,230	71,985	80,447	48,991
3,096,209,949	2,483,945,277	-	9.98	9.05	2,003,957	1,607,682	221,540	159,050
3,293,727,552	2,346,250,986	51.83	19.89	1.00	50,244	35,790	50,321	29,683
873,392,523	687,407,969	-	67.86	1.30	379,279	298,514	291,991	163,945
591,349,704	497,757,098	-	18.27	5.43	3,754,244	3,160,062	691,454	336,995
282,042,819	189,650,872	48.55	68.04	1.00	131,473	88,405	132,047	78,946
1,684,546,380	1,274,551,324	-	46.29	1.29	226,478	171,356	175,602	59,206
1,081,514,161	881,212,092	-	9.33	6.38	2,672,345	2,177,413	418,987	219,181
603,032,219	393,339,232	48.08	46.43	1.00	85,739	55,925	86,004	25,641
994,924,585	724,681,515	-	20.52	1.26	132,780	96,714	105,227	80,258
594,400,129	463,615,078	-	8.65	6.86	1,766,682	1,377,961	257,644	142,764
400,524,456	261,066,437	52.43	20.53	1.00	55,966	36,479	56,033	48,648
658,396,027	505,175,459	-	28.12	11.42	1,010,211	775,117	88,431	83,380
647,179,933	496,921,102	-	4.28	15.62	1,392,770	1,069,404	89,164	88,293
11,216,095	8,254,357	41.83	28.31	1.00	59,957	44,124	59,989	19,802
44,725,701	35,281,797	-	28.57	4.84	425,040	335,292	87,757	19,325
38,771,960	30,804,383	-	20.22	19.35	1,759,084	1,397,595	90,914	80,334
5,953,741	4,477,413	2.34	28.81	1.00	71,571	53,824	71,571	3,250
1,523,648,371	1,159,046,354	-	14.74	1.01	41,988	31,941	41,726	25,223
118,241,225	94,872,120	-	7.85	2.76	896,976	719,699	325,342	203,842
1,405,407,146	1,064,174,234	68.24	14.75	1.00	38,871	29,433	38,875	23,491
27,533,197	17,523,904	-	3.53	0.99	64,079	40,784	64,674	64,674
-	-	-	-	-	-	-	-	-
27,533,197	17,523,904	15.58	3.53	0.99	64,079	40,784	64,674	64,674
350,002,970	248,630,560	-	3.38	0.99	69,692	49,507	70,423	70,417
52	41	-	-	-	51,770	41,420	-	-
350,002,919	248,630,519	18.39	3.38	0.99	69,692	49,507	70,423	70,417
-	-	-	-	-	-	-	-	-
-	-	-	-	-	-	-	-	-
-	-	-	-	-	-	-	-	-
-	-	-	-	-	-	-	-	-
-	-	-	-	-	-	-	-	-
-	-	-	-	-	-	-	-	-
187,977	165,151	-	42.87	1.00	5,580	4,903	5,580	5,090
-	-	-	-	-	-	-	-	-
187,977	165,151	72.38	42.87	1.00	5,580	4,903	5,580	5,090
185,248	141,836	-	45.10	1.00	13,809	10,573	13,809	2,260
-	-	-	-	-	-	-	-	-
185,248	141,836	44.56	45.10	1.00	13,809	10,573	13,809	2,260
153,304	121,493	-	-	1.02	18,866	14,951	18,450	1,881
-	-	-	-	-	-	-	-	-
153,304	121,493	-	-	1.02	18,866	14,951	18,450	1,881
30,329,825	21,547,744	-	22.24	1.43	101,766	72,300	71,270	59,760
21,139,174	16,099,898	-	11.82	6.14	851,390	648,431	138,720	111,371
9,190,651	5,447,846	2.59	22.33	1.00	33,640	19,941	33,644	28,927
201,911,391	155,921,156	-	-	1.00	28,774	22,220	28,662	26,807
3,613,612	2,663,465	-	-	10.53	1,199,340	883,991	113,911	113,336
198,297,779	153,257,692	-	-	1.00	28,272	21,850	28,277	26,439
1,541,356,052	1,117,806,760	-	-	1.00	46,168	33,482	46,168	2,290
1,541,263,638	1,117,750,507	-	-	1.00	46,187	33,495	46,187	2,290
92,415	56,252	-	-	1.00	6,059	3,688	6,059	2,373

Note : 1) According to the review result

2) Psychiatric hospital was newly added to provider type classification as per the amendment of the Medical Service Act (Article 3-2-3, March 5, 2021)

제Ⅳ-4-3표  
Table IV-4-3

요양기관 소재지별  
Review Records by Location

구 분 Division			청 구 건 수 Claims	일 수 Number of Days		원외처방횟수 Prescription times	원외처방일수 Prescription days
				입 내 원 Visit	요 양 급 여 Reimbursed		
<b>총 계 Total</b>			<b>74,539,138</b>	<b>81,058,421</b>	<b>595,403,052</b>	<b>-</b>	<b>-</b>
의료기관 및 보건기관 Medical institution and Community health agency	소 계 Subtotal	소계 Subtotal	48,722,210	55,241,493	83,679,344	26,058,532	508,849,848
		입원 Inpatient	914,849	7,500,760	11,293,656	14,757	187,783
		외래 Outpatient	47,807,361	47,740,733	72,385,688	26,043,775	508,662,065
	상 급 중 합 병 원 Tertiary hospital	소계 Subtotal	3,744,002	4,897,940	10,206,994	1,524,741	107,864,293
		입원 Inpatient	270,430	1,441,386	2,976,906	4,799	104,858
		외래 Outpatient	3,473,572	3,456,554	7,230,088	1,519,942	107,759,435
	종 합 병 원 General hospital	소계 Subtotal	3,384,139	4,195,778	12,625,924	1,101,853	45,293,965
		입원 Inpatient	151,482	970,266	1,796,556	700	9,054
		외래 Outpatient	3,232,657	3,225,512	10,829,368	1,101,153	45,284,911
	병 원 Hospital	소계 Subtotal	4,029,523	5,520,921	7,061,838	2,039,072	39,073,134
		입원 Inpatient	184,672	1,679,048	2,904,340	3,364	22,135
		외래 Outpatient	3,844,851	3,841,873	4,157,498	2,035,708	39,050,999
	요 양 병 원 Healthcare Institute	소계 Subtotal	293,646	2,822,984	2,942,636	43,431	1,265,953
		입원 Inpatient	192,895	2,722,234	2,764,913	50	266
		외래 Outpatient	100,751	100,750	177,723	43,381	1,265,687
	정 신 병 원 Psychiatric hospital	소계 Subtotal	225,480	613,633	2,552,523	109,155	2,356,555
		입원 Inpatient	22,848	412,008	473,242	180	2,789
		외래 Outpatient	202,632	201,625	2,079,281	108,975	2,353,766
	의 원 Clinic	소계 Subtotal	28,313,411	28,427,634	38,902,894	20,457,775	309,542,371
		입원 Inpatient	80,234	197,838	283,444	5,271	43,092
		외래 Outpatient	28,233,177	28,229,796	38,619,450	20,452,504	309,499,279
	치 과 병 원 Dental hospital	소계 Subtotal	302,998	299,143	299,147	65,243	334,574
		입원 Inpatient	-	-	-	-	-
		외래 Outpatient	302,998	299,143	299,147	65,243	334,574
	치 과 의 원 Dental clinic	소계 Subtotal	3,480,233	3,450,159	3,450,838	700,951	2,448,833
		입원 Inpatient	-	-	-	-	-
		외래 Outpatient	3,480,233	3,450,159	3,450,838	700,951	2,448,833
	조 산 원 Midwifery clinic	소계 Subtotal	-	-	-	-	-
		입원 Inpatient	-	-	-	-	-
		외래 Outpatient	-	-	-	-	-
	보 건 의 료 원 Hospitalized healthcenter	소계 Subtotal	-	-	-	-	-
		입원 Inpatient	-	-	-	-	-
		외래 Outpatient	-	-	-	-	-
	보 건 소 Health center	소계 Subtotal	9,459	9,459	10,662	8,804	456,490
		입원 Inpatient	-	-	-	-	-
		외래 Outpatient	9,459	9,459	10,662	8,804	456,490
	보 건 지 소 Health subcenter	소계 Subtotal	4,148	4,148	81,240	1,754	126,312
		입원 Inpatient	-	-	-	-	-
		외래 Outpatient	4,148	4,148	81,240	1,754	126,312
	보 건 진 료 소 Primary health carepost	소계 Subtotal	10,846	10,846	111,152	-	-
		입원 Inpatient	-	-	-	-	-
		외래 Outpatient	10,846	10,846	111,152	-	-
	한 방 병 원 Korean medicine hospital	소계 Subtotal	149,065	213,384	270,294	5,753	87,368
		입원 Inpatient	12,115	76,446	92,719	393	5,589
		외래 Outpatient	136,950	136,938	177,575	5,360	81,779
	한 의 원 Korean medicine clinic	소계 Subtotal	4,775,260	4,775,464	5,163,202	-	-
		입원 Inpatient	173	1,534	1,536	-	-
		외래 Outpatient	4,775,087	4,773,930	5,161,666	-	-
약 국 Pharmacy		소계 Subtotal	25,816,928	25,816,928	511,723,708	-	-
		처방 Prescription	25,816,928	25,816,928	511,723,708	-	-
		직접 Without prescription	-	-	-	-	-

주 : 1) 심사일 기준  
2) 「의료법」 제 3 조제 2 항제 3 호 개정(2021.3.5. 시행)에 따라 요양기관 종별 구분으로 정신병원 신설

# 진료비 심사실적(대구)

of the Provider(Daegu)

(단위 : 건, 일, 회, 원)  
Unit : Claim, Day, Time, KRW

진료비 (천 원) Medical Expenses(KRW 1,000)		원외 처방률 Prescription rate (%)	원외처방 횟수당 처방일수 Prescription days per prescription time	건당 입내원일수 Visits per Claim	건당 진료비 Medical Expenses perclaim	건당 급여비 Benefit per claim	일당진료비 Medical Expenses per day	
계 Total	급여비 Benefit						입내원 Visit	요양급여 Reimbursed
<b>5,792,937,606</b>	<b>4,347,030,463</b>	-	-	<b>1.09</b>	<b>77,717</b>	<b>58,319</b>	<b>71,466</b>	<b>9,729</b>
4,643,351,718	3,509,183,338	-	19.53	1.13	95,303	72,024	84,056	55,490
2,063,113,053	1,678,898,504	-	12.73	8.20	2,255,141	1,835,165	275,054	182,679
2,580,238,665	1,830,284,834	54.55	19.53	1.00	53,972	38,285	54,047	35,646
1,402,744,420	1,112,098,615	-	70.74	1.31	374,664	297,035	286,395	137,430
902,591,528	763,941,584	-	21.85	5.33	3,337,616	2,824,914	626,197	303,198
500,152,892	348,157,031	43.97	70.90	1.00	143,988	100,230	144,697	69,177
599,330,197	426,330,332	-	41.11	1.24	177,100	125,979	142,841	47,468
348,089,589	281,039,460	-	12.93	6.41	2,297,894	1,855,266	358,757	193,754
251,240,608	145,290,871	34.14	41.12	1.00	77,720	44,945	77,892	23,200
670,838,055	493,474,455	-	19.16	1.37	166,481	122,465	121,508	94,995
441,273,040	344,178,336	-	6.58	9.09	2,389,496	1,863,728	262,811	151,936
229,565,015	149,296,119	52.99	19.18	1.00	59,707	38,830	59,753	55,217
257,962,880	200,099,172	-	29.15	9.61	878,483	681,430	91,380	87,664
251,621,256	194,854,589	-	5.32	14.11	1,304,447	1,010,159	92,432	91,005
6,341,623	5,244,583	43.06	29.18	1.00	62,944	52,055	62,944	35,683
51,151,342	39,613,746	-	21.59	2.72	226,855	175,686	83,358	20,040
38,642,239	30,446,480	-	15.49	18.03	1,691,274	1,332,567	93,790	81,654
12,509,104	9,167,266	54.05	21.60	1.00	61,733	45,241	62,041	6,016
1,249,545,903	939,725,192	-	15.13	1.00	44,133	33,190	43,955	32,120
69,547,187	55,735,382	-	8.18	2.47	866,804	694,660	351,536	245,365
1,179,998,716	883,989,810	72.45	15.13	1.00	41,795	31,310	41,800	30,555
21,571,092	13,830,675	-	5.13	0.99	71,192	45,646	72,110	72,109
-	-	-	-	-	-	-	-	-
21,571,092	13,830,675	21.81	5.13	0.99	71,192	45,646	72,110	72,109
236,696,093	168,071,925	-	3.49	0.99	68,012	48,293	68,604	68,591
-	-	-	-	-	-	-	-	-
236,696,093	168,071,925	20.32	3.49	0.99	68,012	48,293	68,604	68,591
-	-	-	-	-	-	-	-	-
-	-	-	-	-	-	-	-	-
-	-	-	-	-	-	-	-	-
-	-	-	-	-	-	-	-	-
-	-	-	-	-	-	-	-	-
-	-	-	-	-	-	-	-	-
55,102	49,493	-	51.85	1.00	5,825	5,232	5,825	5,168
-	-	-	-	-	-	-	-	-
55,102	49,493	93.08	51.85	1.00	5,825	5,232	5,825	5,168
154,524	110,897	-	72.01	1.00	37,253	26,735	37,253	1,902
-	-	-	-	-	-	-	-	-
154,524	110,897	42.29	72.01	1.00	37,253	26,735	37,253	1,902
207,357	158,469	-	-	1.00	19,118	14,611	19,118	1,866
-	-	-	-	-	-	-	-	-
207,357	158,469	-	-	1.00	19,118	14,611	19,118	1,866
16,264,637	11,657,413	-	15.19	1.43	109,111	78,204	76,222	60,174
11,173,956	8,575,689	-	14.22	6.31	922,324	707,857	146,168	120,514
5,090,681	3,081,724	3.91	15.26	1.00	37,172	22,503	37,175	28,668
136,830,113	103,962,955	-	-	1.00	28,654	21,771	28,653	26,501
174,258	126,982	-	-	8.87	1,007,270	734,001	113,597	113,449
136,655,855	103,835,972	-	-	1.00	28,619	21,745	28,625	26,475
1,149,585,888	837,847,124	-	-	1.00	44,528	32,453	44,528	2,246
1,149,585,888	837,847,124	-	-	1.00	44,528	32,453	44,528	2,246
-	-	-	-	-	-	-	-	-

Note : 1) According to the review result

2) Psychiatric hospital was newly added to provider type classification as per the amendment of the Medical Service Act (Article 3-2-3, March 5, 2021)

제Ⅳ-4-4표  
Table IV-4-4

요양기관 소재지별  
Review Records by Location

구 분 Division			청 구 건 수 Claims	일 수 Number of Days		원외처방횟수 Prescription times	원외처방일수 Prescription days
				입 내 원 Visit	요 양 급 여 Reimbursed		
<b>총 계 Total</b>			<b>76,518,701</b>	<b>81,968,162</b>	<b>559,865,985</b>	<b>-</b>	<b>-</b>
의료기관 및 보건기관 Medical institution and Community health agency	소 계 Subtotal	소계 Subtotal	50,271,664	55,721,125	81,979,044	26,512,520	472,187,746
		입원 Inpatient	916,555	6,421,446	9,571,452	13,866	216,155
		외래 Outpatient	49,355,109	49,299,679	72,407,592	26,498,654	471,971,591
	상 급 중 합 병 원 Tertiary hospital	소계 Subtotal	2,739,253	3,423,894	7,981,383	988,385	70,572,782
		입원 Inpatient	206,815	896,317	2,093,923	2,992	73,523
		외래 Outpatient	2,532,438	2,527,577	5,887,460	985,393	70,499,259
	종 합 병 원 General hospital	소계 Subtotal	4,495,657	5,462,115	8,745,574	1,599,586	67,862,204
		입원 Inpatient	222,064	1,194,306	2,194,828	1,803	31,077
		외래 Outpatient	4,273,593	4,267,809	6,550,746	1,597,783	67,831,127
	병 원 Hospital	소계 Subtotal	2,761,443	3,595,389	5,826,494	1,415,841	25,569,591
		입원 Inpatient	145,198	981,224	1,687,432	1,810	21,748
		외래 Outpatient	2,616,245	2,614,165	4,139,062	1,414,031	25,547,843
	요 양 병 원 Healthcare Institute	소계 Subtotal	324,727	2,446,025	2,548,868	51,379	1,393,897
		입원 Inpatient	190,107	2,311,414	2,368,148	61	539
		외래 Outpatient	134,620	134,611	180,720	51,318	1,393,358
	정 신 병 원 Psychiatric hospital	소계 Subtotal	114,878	539,640	1,925,419	30,639	825,626
		입원 Inpatient	24,287	449,108	513,370	617	12,502
		외래 Outpatient	90,591	90,532	1,412,049	30,022	813,124
	의 원 Clinic	소계 Subtotal	30,083,662	30,324,377	42,393,685	21,483,409	300,619,456
		입원 Inpatient	89,954	336,498	442,016	5,261	52,428
		외래 Outpatient	29,993,708	29,987,879	41,951,669	21,478,148	300,567,028
	치 과 병 원 Dental hospital	소계 Subtotal	114,623	113,686	113,698	23,288	99,551
		입원 Inpatient	1	1	1	-	-
		외래 Outpatient	114,622	113,685	113,697	23,288	99,551
	치 과 의 원 Dental clinic	소계 Subtotal	4,318,285	4,284,884	4,285,824	868,881	3,210,423
		입원 Inpatient	-	-	-	-	-
		외래 Outpatient	4,318,285	4,284,884	4,285,824	868,881	3,210,423
	조 산 원 Midwifery clinic	소계 Subtotal	8	16	16	-	-
		입원 Inpatient	8	16	16	-	-
		외래 Outpatient	-	-	-	-	-
	보 건 의 료 원 Hospitalized healthcenter	소계 Subtotal	-	-	-	-	-
		입원 Inpatient	-	-	-	-	-
		외래 Outpatient	-	-	-	-	-
	보 건 소 Health center	소계 Subtotal	46,862	46,862	72,311	25,864	1,267,883
		입원 Inpatient	-	-	-	-	-
		외래 Outpatient	46,862	46,862	72,311	25,864	1,267,883
	보 건 지 소 Health subcenter	소계 Subtotal	85,747	85,747	1,614,276	10,810	526,960
		입원 Inpatient	-	-	-	-	-
		외래 Outpatient	85,747	85,747	1,614,276	10,810	526,960
	보 건 진 료 소 Primary health carepost	소계 Subtotal	41,005	41,019	660,775	-	-
		입원 Inpatient	-	-	-	-	-
		외래 Outpatient	41,005	41,019	660,775	-	-
	한 방 병 원 Korean medicine hospital	소계 Subtotal	237,549	427,087	490,120	14,436	239,353
		입원 Inpatient	36,096	225,634	244,655	1,322	24,338
		외래 Outpatient	201,453	201,453	245,465	13,114	215,015
	한 의 원 Korean medicine clinic	소계 Subtotal	4,907,965	4,930,384	5,320,601	2	20
		입원 Inpatient	2,025	26,928	27,063	-	-
		외래 Outpatient	4,905,940	4,903,456	5,293,538	2	20
약 Pharmacy	국	소계 Subtotal	26,247,037	26,247,037	477,886,941	-	-
		처방 Prescription	26,236,582	26,236,582	477,858,263	-	-
		직접 Without prescription	10,455	10,455	28,678	-	-

주 : 1) 심사일 기준  
2) 「의료법」 제 3 조제 2 항제 3 호 개정(2021.3.5. 시행)에 따라 요양기관 종별 구분으로 정신병원 신설



# 진료비 심사실적(인천)

of the Provider(Incheon)

(단위 : 건, 일, 회, 원)  
Unit : Claim, Day, Time, KRW

진료비 (천 원) Medical Expenses(KRW 1,000)		원 외 처방률 Prescription rate (%)	원외처방 횟수당 처방일수 Prescription days per prescription time	건 당 입내원일수 Visits per Claim	건 당 진료비 Medical Expenses perclaim	건 당 급여비 Benefit per claim	일 당 진료비 Medical Expenses per day	
계 Total	급여비 Benefit						입 내 원 Visit	요 양 급여 Reimbursed
<b>5,187,634,276</b>	<b>3,857,449,376</b>	-	-	<b>1.07</b>	<b>67,796</b>	<b>50,412</b>	<b>63,288</b>	<b>9,266</b>
4,107,591,123	3,079,279,950	-	17.81	1.11	81,708	61,253	73,717	50,105
1,733,070,764	1,408,709,373	-	15.59	7.01	1,890,853	1,536,961	269,888	181,067
2,374,520,358	1,670,570,578	53.75	17.81	1.00	48,111	33,848	48,165	32,794
953,293,325	737,889,800	-	71.40	1.25	348,012	269,376	278,424	119,440
634,644,865	532,995,605	-	24.57	4.33	3,068,660	2,577,161	708,058	303,089
318,648,460	204,894,195	38.99	71.54	1.00	125,827	80,908	126,069	54,123
749,366,889	536,224,475	-	42.42	1.21	166,687	119,276	137,194	85,685
427,535,913	349,025,702	-	17.24	5.38	1,925,282	1,571,735	357,979	194,792
321,830,976	187,198,773	37.44	42.45	1.00	75,307	43,804	75,409	49,129
419,761,716	307,605,748	-	18.06	1.30	152,008	111,393	116,750	72,044
268,833,533	210,054,300	-	12.02	6.76	1,851,496	1,446,675	273,978	159,315
150,928,183	97,551,448	54.09	18.07	1.00	57,689	37,287	57,735	36,464
246,747,201	193,896,053	-	27.13	7.53	759,860	597,105	100,877	96,807
240,332,969	188,798,483	-	8.84	12.16	1,264,198	993,117	103,977	101,486
6,414,231	5,097,570	38.12	27.15	1.00	47,647	37,866	47,650	35,493
48,196,263	37,236,187	-	26.95	4.70	419,543	324,137	89,312	25,032
42,160,858	32,800,445	-	20.26	18.49	1,735,943	1,350,535	93,877	82,126
6,035,405	4,435,742	33.16	27.08	1.00	66,623	48,964	66,666	4,274
1,217,452,400	923,741,193	-	13.99	1.01	40,469	30,706	40,148	28,718
87,489,042	70,793,754	-	9.97	3.74	972,598	787,000	259,999	197,932
1,129,963,357	852,947,440	71.62	13.99	1.00	37,673	28,438	37,681	26,935
7,240,407	4,564,455	-	4.27	0.99	63,167	39,821	63,688	63,681
57	46	-	-	1.00	57,400	45,920	57,400	57,400
7,240,350	4,564,409	20.48	4.27	0.99	63,167	39,821	63,688	63,681
282,397,099	200,227,897	-	3.69	0.99	65,396	46,367	65,905	65,891
-	-	-	-	-	-	-	-	-
282,397,099	200,227,897	20.28	3.69	0.99	65,396	46,367	65,905	65,891
9,172	9,035	-	-	2.00	1,146,545	1,129,359	573,273	573,273
9,172	9,035	-	-	2.00	1,146,545	1,129,359	573,273	573,273
-	-	-	-	-	-	-	-	-
-	-	-	-	-	-	-	-	-
-	-	-	-	-	-	-	-	-
-	-	-	-	-	-	-	-	-
-	-	-	-	-	-	-	-	-
307,774	256,533	-	49.02	1.00	6,568	5,474	6,568	4,256
-	-	-	-	-	-	-	-	-
307,774	256,533	55.19	49.02	1.00	6,568	5,474	6,568	4,256
3,112,010	2,236,189	-	48.75	1.00	36,293	26,079	36,293	1,928
-	-	-	-	-	-	-	-	-
3,112,010	2,236,189	12.61	48.75	1.00	36,293	26,079	36,293	1,928
1,151,292	851,034	-	-	1.00	28,077	20,754	28,067	1,742
-	-	-	-	-	-	-	-	-
1,151,292	851,034	-	-	1.00	28,077	20,754	28,067	1,742
36,773,794	26,699,388	-	16.58	1.80	154,805	112,395	86,104	75,030
29,532,514	22,336,852	-	18.41	6.25	818,166	618,818	130,887	120,711
7,241,280	4,362,536	6.51	16.40	1.00	35,945	21,655	35,945	29,500
141,781,781	107,841,962	-	10.00	1.00	28,888	21,973	28,757	26,648
2,531,840	1,895,150	-	-	13.30	1,250,291	935,876	94,023	93,554
139,249,941	105,946,812	0.00	10.00	1.00	28,384	21,596	28,398	26,306
1,080,043,153	778,169,426	-	-	1.00	41,149	29,648	41,149	2,260
1,079,976,682	778,128,975	-	-	1.00	41,163	29,658	41,163	2,260
66,471	40,451	-	-	1.00	6,358	3,869	6,358	2,318

Note : 1) According to the review result

2) Psychiatric hospital was newly added to provider type classification as per the amendment of the Medical Service Act (Article 3-2-3, March 5, 2021)

제Ⅳ-4-5표  
Table IV-4-5

요양기관 소재지별  
Review Records by Location

구 분 Division			청 구 건 수 Claims	일 수 Number of Days		원외처방횟수 Prescription times	원외처방일수 Prescription days
				입 내 원 Visit	요 양 급 여 Reimbursed		
<b>총 계 Total</b>			<b>41,648,221</b>	<b>48,495,014</b>	<b>316,521,805</b>	<b>-</b>	<b>-</b>
의료기관 및 보건기관 Medical institution and Community health agency	소 계 Subtotal	소계 Subtotal	27,310,572	34,157,365	52,971,510	14,473,750	263,818,669
		입원 Inpatient	879,644	7,769,680	11,147,277	15,847	176,765
		외래 Outpatient	26,430,928	26,387,685	41,824,233	14,457,903	263,641,904
	상 급 중 합 병 원 Tertiary hospital	소계 Subtotal	1,235,127	1,636,243	4,608,611	523,335	37,240,712
		입원 Inpatient	85,273	499,492	1,138,929	263	9,295
		외래 Outpatient	1,149,854	1,136,751	3,469,682	523,072	37,231,417
	종 합 병 원 General hospital	소계 Subtotal	3,114,841	4,165,795	12,381,105	1,497,408	55,789,306
		입원 Inpatient	179,920	1,233,685	2,624,953	5,486	60,847
		외래 Outpatient	2,934,921	2,932,110	9,756,152	1,491,922	55,728,459
	병 원 Hospital	소계 Subtotal	3,736,693	5,021,319	6,304,720	2,229,188	27,784,306
		입원 Inpatient	195,627	1,481,326	2,559,966	4,304	50,417
		외래 Outpatient	3,541,066	3,539,993	3,744,754	2,224,884	27,733,889
	요 양 병 원 Healthcare Institute	소계 Subtotal	341,917	3,265,254	3,343,931	22,172	555,075
		입원 Inpatient	211,623	3,134,991	3,192,230	40	734
		외래 Outpatient	130,294	130,263	151,701	22,132	554,341
	정 신 병 원 Psychiatric hospital	소계 Subtotal	92,197	264,343	2,246,506	1,089	39,549
		입원 Inpatient	9,737	181,883	201,135	46	495
		외래 Outpatient	82,460	82,460	2,045,371	1,043	39,054
	의 원 Clinic	소계 Subtotal	13,797,077	14,006,950	17,842,964	9,704,980	140,348,447
		입원 Inpatient	64,926	277,690	437,376	5,338	49,177
		외래 Outpatient	13,732,151	13,729,260	17,405,588	9,699,642	140,299,270
	치 과 병 원 Dental hospital	소계 Subtotal	268,595	266,855	267,239	65,180	346,103
		입원 Inpatient	-	-	-	-	-
		외래 Outpatient	268,595	266,855	267,239	65,180	346,103
	치 과 의 원 Dental clinic	소계 Subtotal	2,424,136	2,403,221	2,404,823	418,801	1,422,897
		입원 Inpatient	-	-	-	-	-
		외래 Outpatient	2,424,136	2,403,221	2,404,823	418,801	1,422,897
	조 산 원 Midwifery clinic	소계 Subtotal	-	-	-	-	-
		입원 Inpatient	-	-	-	-	-
		외래 Outpatient	-	-	-	-	-
	보 건 의 료 원 Hospitalized healthcenter	소계 Subtotal	-	-	-	-	-
		입원 Inpatient	-	-	-	-	-
		외래 Outpatient	-	-	-	-	-
	보 건 소 Health center	소계 Subtotal	5,987	5,987	9,511	2,568	85,556
		입원 Inpatient	-	-	-	-	-
		외래 Outpatient	5,987	5,987	9,511	2,568	85,556
	보 건 지 소 Health subcenter	소계 Subtotal	-	-	-	-	-
		입원 Inpatient	-	-	-	-	-
		외래 Outpatient	-	-	-	-	-
	보 건 진 료 소 Primary health carepost	소계 Subtotal	19,991	20,096	100,430	-	-
		입원 Inpatient	-	-	-	-	-
		외래 Outpatient	19,991	20,096	100,430	-	-
	한 방 병 원 Korean medicine hospital	소계 Subtotal	467,088	1,294,111	1,393,985	9,029	206,718
		입원 Inpatient	132,419	959,477	991,552	370	5,800
		외래 Outpatient	334,669	334,634	402,433	8,659	200,918
	한 의 원 Korean medicine clinic	소계 Subtotal	1,806,923	1,807,191	2,067,685	-	-
		입원 Inpatient	119	1,136	1,136	-	-
		외래 Outpatient	1,806,804	1,806,055	2,066,549	-	-
약 국 Pharmacy		소계 Subtotal	14,337,649	14,337,649	263,550,295	-	-
		처방 Prescription	14,334,346	14,334,346	263,539,877	-	-
		직접 Without prescription	3,303	3,303	10,418	-	-

주 : 1) 심사일 기준  
2) 「의료법」 제 3 조제 2 항제 3 호 개정(2021.3.5. 시행)에 따라 요양기관 종별 구분으로 정신병원 신설

# 진료비 심사실적(광주)

of the Provider(Gwangju)

(단위 : 건, 일, 회, 원)  
Unit : Claim, Day, Time, KRW

진료비 (천 원) Medical Expenses(KRW 1,000)		원외 처방률 Prescription rate (%)	원외처방 횟수당 처방일수 Prescription days per prescription time	건당 입내원일수 Visits per Claim	건당 진료비 Medical Expenses perclaim	건당 급여비 Benefit per claim	일당진료비 Medical Expenses per day	
계 Total	급여비 Benefit						입내원 Visit	요양급여 Reimbursed
<b>3,536,448,040</b>	<b>2,611,790,594</b>	-	-	<b>1.16</b>	<b>84,912</b>	<b>62,711</b>	<b>72,924</b>	<b>11,173</b>
2,900,210,996	2,156,666,926	-	18.23	1.25	106,194	78,968	84,907	54,750
1,525,291,088	1,199,615,503	-	11.15	8.83	1,733,987	1,363,751	196,313	136,831
1,374,919,907	957,051,422	54.79	18.24	1.00	52,019	36,210	52,105	32,874
497,748,726	378,646,618	-	71.16	1.32	402,994	306,565	304,202	108,004
358,854,331	296,368,336	-	35.34	5.86	4,208,300	3,475,524	718,439	315,081
138,894,395	82,278,282	46.01	71.18	0.99	120,793	71,555	122,185	40,031
590,424,446	418,805,744	-	37.26	1.34	189,552	134,455	141,732	47,688
372,924,737	289,467,458	-	11.09	6.86	2,072,725	1,608,868	302,285	142,069
217,499,709	129,338,286	50.88	37.35	1.00	74,108	44,069	74,179	22,294
491,180,032	365,773,210	-	12.46	1.34	131,448	97,887	97,819	77,907
303,772,547	239,682,601	-	11.71	7.57	1,552,815	1,225,202	205,068	118,663
187,407,485	126,090,610	62.85	12.47	1.00	52,924	35,608	52,940	50,045
286,716,861	221,553,832	-	25.03	9.55	838,557	647,975	87,808	85,742
279,777,038	216,794,693	-	18.35	14.81	1,322,054	1,024,438	89,243	87,643
6,939,823	4,759,139	16.99	25.05	1.00	53,263	36,526	53,275	45,747
26,961,903	20,614,887	-	36.32	2.87	292,438	223,596	101,996	12,002
19,355,757	15,197,286	-	10.76	18.68	1,987,856	1,560,777	106,419	96,233
7,606,146	5,417,601	1.26	37.44	1.00	92,240	65,700	92,240	3,719
649,644,544	495,890,978	-	14.46	1.02	47,086	35,942	46,380	36,409
75,327,702	58,958,695	-	9.21	4.28	1,160,209	908,091	271,265	172,226
574,316,842	436,932,283	70.65	14.46	1.00	41,823	31,818	41,832	32,996
19,400,290	12,123,370	-	5.31	0.99	72,229	45,136	72,700	72,595
-	-	-	-	-	-	-	-	-
19,400,290	12,123,370	24.43	5.31	0.99	72,229	45,136	72,700	72,595
156,291,079	111,222,324	-	3.40	0.99	64,473	45,881	65,034	64,991
-	-	-	-	-	-	-	-	-
156,291,079	111,222,324	17.43	3.40	0.99	64,473	45,881	65,034	64,991
-	-	-	-	-	-	-	-	-
-	-	-	-	-	-	-	-	-
-	-	-	-	-	-	-	-	-
-	-	-	-	-	-	-	-	-
-	-	-	-	-	-	-	-	-
-	-	-	-	-	-	-	-	-
-	-	-	-	-	-	-	-	-
38,943	32,328	-	33.32	1.00	6,505	5,400	6,505	4,095
-	-	-	-	-	-	-	-	-
38,943	32,328	42.89	33.32	1.00	6,505	5,400	6,505	4,095
-	-	-	-	-	-	-	-	-
-	-	-	-	-	-	-	-	-
-	-	-	-	-	-	-	-	-
224,789	196,820	-	-	1.01	11,245	9,845	11,186	2,238
-	-	-	-	-	-	-	-	-
224,789	196,820	-	-	1.01	11,245	9,845	11,186	2,238
127,212,777	90,458,845	-	22.89	2.77	272,353	193,666	98,301	91,258
115,178,937	83,074,875	-	15.68	7.25	869,807	627,364	120,043	116,160
12,033,840	7,383,970	2.59	23.20	1.00	35,957	22,064	35,961	29,903
54,366,605	41,347,967	-	-	1.00	30,088	22,883	30,083	26,293
100,039	71,558	-	-	9.55	840,667	601,330	88,063	88,063
54,266,566	41,276,409	-	-	1.00	30,035	22,845	30,047	26,260
636,237,044	455,123,668	-	-	1.00	44,375	31,743	44,375	2,414
636,209,831	455,107,169	-	-	1.00	44,384	31,749	44,384	2,414
27,213	16,499	-	-	1.00	8,239	4,995	8,239	2,612

Note : 1) According to the review result

2) Psychiatric hospital was newly added to provider type classification as per the amendment of the Medical Service Act (Article 3-2-3, March 5, 2021)

제Ⅳ-4-6표  
Table IV-4-6

요양기관 소재지별  
Review Records by Location

구 분 Division			청 구 건 수 Claims	일 수 Number of Days		원외처방횟수 Prescription times	원외처방일수 Prescription days
				입 내 원 Visit	요 양 급 여 Reimbursed		
<b>총 계 Total</b>			<b>45,664,039</b>	<b>49,187,760</b>	<b>350,241,907</b>	<b>-</b>	<b>-</b>
의료기관 및 보건기관 Medical institution and Community health agency	소 계 Subtotal	소계 Subtotal	29,958,272	33,481,993	54,413,215	15,870,076	292,939,535
		입원 Inpatient	563,019	4,202,287	6,218,103	7,868	57,039
		외래 Outpatient	29,395,253	29,279,706	48,195,112	15,862,208	292,882,496
	상 급 중 합 병 원 Tertiary hospital	소계 Subtotal	983,143	1,230,960	2,518,740	383,256	28,824,386
		입원 Inpatient	66,564	317,053	625,296	-	-
		외래 Outpatient	916,579	913,907	1,893,444	383,256	28,824,386
	종 합 병 원 General hospital	소계 Subtotal	3,347,527	4,116,513	12,442,172	1,254,230	68,950,033
		입원 Inpatient	175,072	974,952	1,919,461	756	18,186
		외래 Outpatient	3,172,455	3,141,561	10,522,711	1,253,474	68,931,847
	병 원 Hospital	소계 Subtotal	2,607,212	3,186,805	4,231,168	1,492,747	16,385,834
		입원 Inpatient	111,079	743,826	1,364,176	1,981	10,041
		외래 Outpatient	2,496,133	2,442,979	2,866,992	1,490,766	16,375,793
	요 양 병 원 Healthcare Institute	소계 Subtotal	288,725	1,973,253	2,193,472	38,300	1,069,343
		입원 Inpatient	140,646	1,825,178	1,859,135	24	260
		외래 Outpatient	148,079	148,075	334,337	38,276	1,069,083
	정 신 병 원 Psychiatric hospital	소계 Subtotal	38,881	115,385	801,385	2,860	80,954
		입원 Inpatient	3,592	80,096	88,222	5	362
		외래 Outpatient	35,289	35,289	713,163	2,855	80,592
	의 원 Clinic	소계 Subtotal	17,262,748	17,392,237	26,106,224	12,165,232	174,811,432
		입원 Inpatient	50,832	185,601	273,309	4,903	26,030
		외래 Outpatient	17,211,916	17,206,636	25,832,915	12,160,329	174,785,402
	치 과 병 원 Dental hospital	소계 Subtotal	198,913	197,996	203,259	46,435	298,250
		입원 Inpatient	311	814	2,249	-	-
		외래 Outpatient	198,602	197,182	201,010	46,435	298,250
	치 과 의 원 Dental clinic	소계 Subtotal	2,195,806	2,174,940	2,175,155	469,524	1,695,699
		입원 Inpatient	-	-	-	-	-
		외래 Outpatient	2,195,806	2,174,940	2,175,155	469,524	1,695,699
	조 산 원 Midwifery clinic	소계 Subtotal	-	-	-	-	-
		입원 Inpatient	-	-	-	-	-
		외래 Outpatient	-	-	-	-	-
	보 건 의 료 원 Hospitalized healthcenter	소계 Subtotal	-	-	-	-	-
		입원 Inpatient	-	-	-	-	-
		외래 Outpatient	-	-	-	-	-
	보 건 소 Health center	소계 Subtotal	859	859	859	413	16,724
		입원 Inpatient	-	-	-	-	-
		외래 Outpatient	859	859	859	413	16,724
	보 건 지 소 Health subcenter	소계 Subtotal	11,998	11,998	11,998	10,561	699,194
		입원 Inpatient	-	-	-	-	-
		외래 Outpatient	11,998	11,998	11,998	10,561	699,194
	보 건 진 료 소 Primary health carepost	소계 Subtotal	11,947	11,948	119,611	-	-
		입원 Inpatient	-	-	-	-	-
		외래 Outpatient	11,947	11,948	119,611	-	-
	한 방 병 원 Korean medicine hospital	소계 Subtotal	218,334	274,190	352,302	6,518	107,686
		입원 Inpatient	14,510	70,368	81,367	199	2,160
		외래 Outpatient	203,824	203,822	270,935	6,319	105,526
	한 의 원 Korean medicine clinic	소계 Subtotal	2,792,179	2,794,909	3,256,870	-	-
		입원 Inpatient	413	4,399	4,888	-	-
		외래 Outpatient	2,791,766	2,790,510	3,251,982	-	-
약 국 Pharmacy	소 계 Subtotal	소계 Subtotal	15,705,767	15,705,767	295,828,692	-	-
		처방 Prescription	15,705,767	15,705,767	295,828,692	-	-
		직접 Without prescription	-	-	-	-	-

주 : 1) 심사일 기준  
2) 「의료법」 제 3 조제 2 항제 3 호 개정(2021.3.5. 시행)에 따라 요양기관 종별 구분으로 정신병원 신설

# 진료비 심사실적(대전)

of the Provider(Daejeon)

(단위 : 건, 일, 회, 원)  
Unit : Claim, Day, Time, KRW

진료비 (천 원) Medical Expenses(KRW 1,000)		원 외 처방률 Prescription rate (%)	원외처방 횟수당 처방일수 Prescription days per prescription time	건 당 입내원일수 Visits per Claim	건 당 진료비 Medical Expenses perclaim	건 당 급여비 Benefit per claim	일 당 진료비 Medical Expenses per day	
계 Total	급여비 Benefit						입 내 원 Visit	요양급여 Reimbursed
<b>3,270,611,468</b>	<b>2,445,401,334</b>	-	-	<b>1.08</b>	<b>71,623</b>	<b>53,552</b>	<b>66,492</b>	<b>9,338</b>
2,594,787,696	1,954,752,038	-	18.46	1.12	86,613	65,249	77,498	47,687
1,127,196,274	912,851,019	-	7.25	7.46	2,002,057	1,621,350	268,234	181,277
1,467,591,422	1,041,901,019	54.17	18.46	1.00	49,926	35,445	50,123	30,451
336,161,891	261,612,345	-	75.21	1.25	341,926	266,098	273,089	133,464
209,065,152	174,104,250	-	-	4.76	3,140,814	2,615,592	659,401	334,346
127,096,739	87,508,096	41.94	75.21	1.00	138,664	95,473	139,070	67,125
740,747,684	555,673,750	-	54.97	1.23	221,282	165,995	179,945	59,535
460,522,508	380,325,419	-	24.06	5.57	2,630,475	2,172,394	472,354	239,923
280,225,176	175,348,331	39.90	54.99	0.99	88,331	55,272	89,199	26,631
336,708,178	249,293,796	-	10.98	1.22	129,145	95,617	105,657	79,578
211,523,993	166,334,305	-	5.07	6.70	1,904,266	1,497,442	284,373	155,056
125,184,185	82,959,491	61.02	10.98	0.98	50,151	33,235	51,242	43,664
188,198,886	147,633,955	-	27.92	6.83	651,827	511,331	95,375	85,800
173,077,220	134,305,194	-	10.83	12.98	1,230,588	954,917	94,828	93,096
15,121,667	13,328,761	25.85	27.93	1.00	102,119	90,011	102,122	45,229
9,543,341	7,532,827	-	28.31	2.97	245,450	193,741	82,709	11,909
7,099,888	5,702,971	-	72.40	22.30	1,976,583	1,587,687	88,642	80,478
2,443,453	1,829,856	8.09	28.23	1.00	69,241	51,853	69,241	3,426
720,768,026	544,962,262	-	14.37	1.01	41,753	31,569	41,442	27,609
55,266,579	44,287,299	-	5.31	3.65	1,087,240	871,248	297,771	202,213
665,501,448	500,674,963	70.67	14.37	1.00	38,665	29,089	38,677	25,762
14,907,640	9,459,063	-	6.42	1.00	74,946	47,554	75,293	73,343
449,617	345,844	-	-	2.62	1,445,715	1,112,038	552,355	199,919
14,458,022	9,113,219	23.55	6.42	0.99	72,799	45,887	73,323	71,927
145,356,463	103,144,601	-	3.61	0.99	66,197	46,973	66,832	66,826
-	-	-	-	-	-	-	-	-
145,356,463	103,144,601	21.59	3.61	0.99	66,197	46,973	66,832	66,826
-	-	-	-	-	-	-	-	-
-	-	-	-	-	-	-	-	-
-	-	-	-	-	-	-	-	-
-	-	-	-	-	-	-	-	-
-	-	-	-	-	-	-	-	-
-	-	-	-	-	-	-	-	-
-	-	-	-	-	-	-	-	-
4,803	4,110	-	40.49	1.00	5,591	4,785	5,591	5,591
-	-	-	-	-	-	-	-	-
4,803	4,110	48.08	40.49	1.00	5,591	4,785	5,591	5,591
60,309	53,396	-	66.21	1.00	5,027	4,450	5,027	5,027
-	-	-	-	-	-	-	-	-
60,309	53,396	88.02	66.21	1.00	5,027	4,450	5,027	5,027
224,415	173,668	-	-	1.00	18,784	14,537	18,783	1,876
-	-	-	-	-	-	-	-	-
224,415	173,668	-	-	1.00	18,784	14,537	18,783	1,876
16,800,514	11,425,983	-	16.52	1.26	76,949	52,333	61,273	47,688
9,707,287	7,084,520	-	10.85	4.85	669,007	488,251	137,950	119,303
7,093,227	4,341,464	3.10	16.70	1.00	34,801	21,300	34,801	26,181
85,305,548	63,782,281	-	-	1.00	30,552	22,843	30,522	26,192
484,031	361,218	-	-	10.65	1,171,988	874,620	110,032	99,024
84,821,517	63,421,063	-	-	1.00	30,383	22,717	30,396	26,083
675,823,772	490,649,297	-	-	1.00	43,030	31,240	43,030	2,285
675,823,772	490,649,297	-	-	1.00	43,030	31,240	43,030	2,285
-	-	-	-	-	-	-	-	-

Note : 1) According to the review result

2) Psychiatric hospital was newly added to provider type classification as per the amendment of the Medical Service Act (Article 3-2-3, March 5, 2021)

제Ⅳ-4-7표

Table IV-4-7

## 요양기관 소재지별

## Review Records by Location

구 분 Division			청 구 건 수 Claims	일 수 Number of Days		원외처방횟수 Prescription times	원외처방일수 Prescription days
				입 내 원 Visit	요 양 급 여 Reimbursed		
<b>총 계 Total</b>			<b>30,116,558</b>	<b>32,866,607</b>	<b>212,084,592</b>	<b>-</b>	<b>-</b>
의료기관 및 보건기관 Medical institution and Community health agency	소 계 Subtotal	소계 Subtotal	19,595,586	22,345,635	33,513,776	10,669,094	176,450,125
		입원 Inpatient	359,326	3,124,242	4,439,909	5,839	79,646
		외래 Outpatient	19,236,260	19,221,393	29,073,867	10,663,255	176,370,479
	상 급 중 합 병 원 Tertiary hospital	소계 Subtotal	830,321	1,091,114	3,253,097	298,961	21,402,298
		입원 Inpatient	54,825	316,423	729,746	213	9,241
		외래 Outpatient	775,496	774,691	2,523,351	298,748	21,393,057
	종 합 병 원 General hospital	소계 Subtotal	1,893,461	2,336,666	3,132,971	922,721	31,619,432
		입원 Inpatient	83,473	528,053	1,033,246	2,404	45,764
		외래 Outpatient	1,809,988	1,808,613	2,099,725	920,317	31,573,668
	병 원 Hospital	소계 Subtotal	1,846,720	2,192,785	2,520,279	1,097,092	13,821,921
		입원 Inpatient	71,367	417,806	719,964	1,164	6,441
		외래 Outpatient	1,775,353	1,774,979	1,800,315	1,095,928	13,815,480
	요 양 병 원 Healthcare Institute	소계 Subtotal	245,133	1,737,802	1,958,339	49,309	1,044,837
		입원 Inpatient	108,715	1,601,389	1,623,917	14	60
		외래 Outpatient	136,418	136,413	334,422	49,295	1,044,777
	정 신 병 원 Psychiatric hospital	소계 Subtotal	134,804	292,591	2,410,505	9,214	204,522
		입원 Inpatient	8,126	165,913	184,027	-	-
		외래 Outpatient	126,678	126,678	2,226,478	9,214	204,522
	의 원 Clinic	소계 Subtotal	11,140,010	11,184,600	16,302,240	7,949,815	105,918,081
		입원 Inpatient	30,405	75,961	128,111	1,950	17,020
		외래 Outpatient	11,109,605	11,108,639	16,174,129	7,947,865	105,901,061
	치 과 병 원 Dental hospital	소계 Subtotal	97,759	97,124	97,158	19,269	79,261
		입원 Inpatient	-	-	-	-	-
		외래 Outpatient	97,759	97,124	97,158	19,269	79,261
	치 과 의 원 Dental clinic	소계 Subtotal	1,551,853	1,541,375	1,543,082	303,514	1,040,910
		입원 Inpatient	-	-	-	-	-
		외래 Outpatient	1,551,853	1,541,375	1,543,082	303,514	1,040,910
	조 산 원 Midwifery clinic	소계 Subtotal	-	-	-	-	-
		입원 Inpatient	-	-	-	-	-
		외래 Outpatient	-	-	-	-	-
	보 건 의 료 원 Hospitalized healthcenter	소계 Subtotal	-	-	-	-	-
		입원 Inpatient	-	-	-	-	-
		외래 Outpatient	-	-	-	-	-
	보 건 소 Health center	소계 Subtotal	21,281	21,281	22,877	16,674	1,263,198
		입원 Inpatient	-	-	-	-	-
		외래 Outpatient	21,281	21,281	22,877	16,674	1,263,198
	보 건 지 소 Health subcenter	소계 Subtotal	3,237	3,237	30,749	1,509	41,389
		입원 Inpatient	-	-	-	-	-
		외래 Outpatient	3,237	3,237	30,749	1,509	41,389
	보 건 진 료 소 Primary health carepost	소계 Subtotal	23,468	23,468	246,916	-	-
		입원 Inpatient	-	-	-	-	-
		외래 Outpatient	23,468	23,468	246,916	-	-
	한 방 병 원 Korean medicine hospital	소계 Subtotal	52,783	68,560	75,816	1,016	14,276
		입원 Inpatient	2,350	18,128	20,329	94	1,120
		외래 Outpatient	50,433	50,432	55,487	922	13,156
	한 의 원 Korean medicine clinic	소계 Subtotal	1,754,756	1,755,032	1,919,747	-	-
		입원 Inpatient	65	569	569	-	-
		외래 Outpatient	1,754,691	1,754,463	1,919,178	-	-
약 국 Pharmacy	소 계 Subtotal	소계 Subtotal	10,520,972	10,520,972	178,570,816	-	-
		처방 Prescription	10,520,972	10,520,972	178,570,816	-	-
		직접 Without prescription	-	-	-	-	-

주 : 1) 심사일 기준

2) 「의료법」 제 3 조제 2 항제 3 호 개정(2021.3.5. 시행)에 따라 요양기관 종별 구분으로 정신병원 신설

# 진료비 심사실적(울산)

of the Provider(Ulsan)

(단위 : 건, 일, 회, 원)  
Unit : Claim, Day, Time, KRW

진료비 (천 원) Medical Expenses(KRW 1,000)		원외 처방률 Prescription rate (%)	원외처방 횟수당 처방일수 Prescription days per prescription time	건당 입내원일수 Visits per Claim	건당 진료비 Medical Expenses perclaim	건당 급여비 Benefit per claim	일당진료비 Medical Expenses per day	
계 Total	급여비 Benefit						입내원 Visit	요양급여 Reimbursed
<b>2,002,905,322</b>	<b>1,489,829,225</b>	-	-	<b>1.09</b>	<b>66,505</b>	<b>49,469</b>	<b>60,940</b>	<b>9,444</b>
1,609,136,268	1,206,230,607	-	16.54	1.14	82,117	61,556	72,011	48,014
720,516,765	582,985,879	-	13.64	8.69	2,005,190	1,622,443	230,621	162,282
888,619,503	623,244,728	55.48	16.54	1.00	46,195	32,399	46,231	30,564
340,510,965	277,804,330	-	71.59	1.31	410,096	334,575	312,076	104,673
233,177,634	204,343,788	-	43.38	5.77	4,253,126	3,727,201	736,917	319,533
107,333,331	73,460,542	38.56	71.61	1.00	138,406	94,727	138,550	42,536
325,441,406	226,298,472	-	34.27	1.23	171,876	119,516	139,276	103,876
200,149,286	154,655,134	-	19.04	6.33	2,397,773	1,852,756	379,033	193,709
125,292,120	71,643,338	50.89	34.31	1.00	69,223	39,582	69,275	59,671
182,288,551	132,492,357	-	12.60	1.19	98,709	71,745	83,131	72,329
99,909,327	78,612,093	-	5.53	5.85	1,399,937	1,101,519	239,129	138,770
82,379,223	53,880,264	61.74	12.61	1.00	46,402	30,349	46,411	45,758
153,679,263	118,337,758	-	21.19	7.09	626,922	482,749	88,433	78,474
145,832,162	112,598,632	-	4.29	14.73	1,341,417	1,035,723	91,066	89,803
7,847,100	5,739,126	36.14	21.19	1.00	57,522	42,070	57,525	23,465
24,197,331	18,214,890	-	22.20	2.17	179,500	135,121	82,700	10,038
15,444,826	12,082,877	-	-	20.42	1,900,668	1,486,940	93,090	83,927
8,752,505	6,132,013	7.27	22.20	1.00	69,093	48,406	69,093	3,931
423,290,294	318,024,143	-	13.32	1.00	37,997	28,548	37,846	25,965
23,167,018	18,635,337	-	8.73	2.50	761,948	612,904	304,986	180,836
400,123,276	299,388,806	71.55	13.32	1.00	36,016	26,949	36,019	24,738
6,092,479	3,829,628	-	4.11	0.99	62,321	39,174	62,729	62,707
-	-	-	-	-	-	-	-	-
6,092,479	3,829,628	19.84	4.11	0.99	62,321	39,174	62,729	62,707
97,219,296	69,000,231	-	3.43	0.99	62,647	44,463	63,073	63,003
-	-	-	-	-	-	-	-	-
97,219,296	69,000,231	19.69	3.43	0.99	62,647	44,463	63,073	63,003
-	-	-	-	-	-	-	-	-
-	-	-	-	-	-	-	-	-
-	-	-	-	-	-	-	-	-
-	-	-	-	-	-	-	-	-
-	-	-	-	-	-	-	-	-
-	-	-	-	-	-	-	-	-
117,460	104,143	-	75.76	1.00	5,519	4,894	5,519	5,134
-	-	-	-	-	-	-	-	-
117,460	104,143	78.35	75.76	1.00	5,519	4,894	5,519	5,134
64,208	47,026	-	27.43	1.00	19,836	14,528	19,836	2,088
-	-	-	-	-	-	-	-	-
64,208	47,026	46.62	27.43	1.00	19,836	14,528	19,836	2,088
459,624	352,718	-	-	1.00	19,585	15,030	19,585	1,861
-	-	-	-	-	-	-	-	-
459,624	352,718	-	-	1.00	19,585	15,030	19,585	1,861
4,744,370	3,158,046	-	14.05	1.30	89,884	59,831	69,200	62,577
2,786,324	2,021,255	-	11.91	7.71	1,185,670	860,109	153,703	137,062
1,958,046	1,136,791	1.83	14.27	1.00	38,825	22,541	38,825	35,288
51,031,019	38,566,865	-	-	1.00	29,082	21,978	29,077	26,582
50,187	36,763	-	-	8.75	772,108	565,578	88,202	88,202
50,980,832	38,530,103	-	-	1.00	29,054	21,958	29,058	26,564
393,769,054	283,598,618	-	-	1.00	37,427	26,956	37,427	2,205
393,769,054	283,598,618	-	-	1.00	37,427	26,956	37,427	2,205
-	-	-	-	-	-	-	-	-

Note : 1) According to the review result

2) Psychiatric hospital was newly added to provider type classification as per the amendment of the Medical Service Act (Article 3-2-3, March 5, 2021)

제IV-4-8표

Table IV-4-8

## 요양기관 소재지별

## Review Records by Location

구 분 Division			청 구 건 수 Claims	일 수 Number of Days		원외처방횟수 Prescription times	원외처방일수 Prescription days
				입 내 원 Visit	요 양 급 여 Reimbursed		
<b>총 계 Total</b>			<b>9,205,688</b>	<b>9,456,988</b>	<b>52,753,747</b>	<b>-</b>	<b>-</b>
의료기관 및 보건기관 Medical institution and Community health agency	소 계 Subtotal	소계 Subtotal	5,924,900	6,176,200	7,837,097	3,327,466	44,561,672
		입원 Inpatient	62,977	321,615	550,280	857	6,876
		외래 Outpatient	5,861,923	5,854,585	7,286,817	3,326,609	44,554,796
	상 급 중 합 병 원 Tertiary hospital	소계 Subtotal	-	-	-	-	-
		입원 Inpatient	-	-	-	-	-
		외래 Outpatient	-	-	-	-	-
	종 합 병 원 General hospital	소계 Subtotal	532,556	635,447	971,171	168,172	7,602,763
		입원 Inpatient	38,421	144,236	341,673	23	104
		외래 Outpatient	494,135	491,211	629,498	168,149	7,602,659
	병 원 Hospital	소계 Subtotal	73,632	84,387	96,320	18,443	342,407
		입원 Inpatient	2,908	13,668	20,270	5	53
		외래 Outpatient	70,724	70,719	76,050	18,438	342,354
	요 양 병 원 Healthcare Institute	소계 Subtotal	7,518	106,479	115,878	58	2,987
		입원 Inpatient	6,873	105,834	106,460	-	-
		외래 Outpatient	645	645	9,418	58	2,987
	정 신 병 원 Psychiatric hospital	소계 Subtotal	888	8,739	18,850	21	425
		입원 Inpatient	351	8,202	8,443	-	-
		외래 Outpatient	537	537	10,407	21	425
	의 원 Clinic	소계 Subtotal	4,307,981	4,334,647	5,324,021	3,060,642	36,295,895
		입원 Inpatient	12,033	39,205	61,194	704	5,013
		외래 Outpatient	4,295,948	4,295,442	5,262,827	3,059,938	36,290,882
	치 과 병 원 Dental hospital	소계 Subtotal	14,389	14,320	14,383	2,510	12,195
		입원 Inpatient	-	-	-	-	-
		외래 Outpatient	14,389	14,320	14,383	2,510	12,195
	치 과 의 원 Dental clinic	소계 Subtotal	492,607	489,052	489,534	76,429	274,983
		입원 Inpatient	-	-	-	-	-
		외래 Outpatient	492,607	489,052	489,534	76,429	274,983
	조 산 원 Midwifery clinic	소계 Subtotal	-	-	-	-	-
		입원 Inpatient	-	-	-	-	-
		외래 Outpatient	-	-	-	-	-
	보 건 의 료 원 Hospitalized healthcenter	소계 Subtotal	-	-	-	-	-
		입원 Inpatient	-	-	-	-	-
		외래 Outpatient	-	-	-	-	-
	보 건 소 Health center	소계 Subtotal	334	334	569	188	6,929
		입원 Inpatient	-	-	-	-	-
		외래 Outpatient	334	334	569	188	6,929
	보 건 지 소 Health subcenter	소계 Subtotal	1,556	1,556	114,165	188	10,421
		입원 Inpatient	-	-	-	-	-
		외래 Outpatient	1,556	1,556	114,165	188	10,421
	보 건 진 료 소 Primary health carepost	소계 Subtotal	10,908	10,908	138,822	-	-
		입원 Inpatient	-	-	-	-	-
		외래 Outpatient	10,908	10,908	138,822	-	-
	한 방 병 원 Korean medicine hospital	소계 Subtotal	22,537	29,910	36,519	815	12,667
		입원 Inpatient	2,282	9,655	11,421	125	1,706
		외래 Outpatient	20,255	20,255	25,098	690	10,961
	한 의 원 Korean medicine clinic	소계 Subtotal	459,994	460,421	516,865	-	-
		입원 Inpatient	109	815	819	-	-
		외래 Outpatient	459,885	459,606	516,046	-	-
약 국 Pharmacy		소계 Subtotal	3,280,788	3,280,788	44,916,650	-	-
		처방 Prescription	3,273,075	3,273,075	44,893,878	-	-
		직접 Without prescription	7,713	7,713	22,772	-	-

주 : 1) 심사일 기준

2) 「의료법」 제 3 조제 2 항제 3 호 개정(2021.3.5. 시행)에 따라 요양기관 종별 구분으로 정신병원 신설



# 진료비 심사실적(세종)

of the Provider(Sejong)

(단위 : 건, 일, 회, 원)  
Unit : Claim, Day, Time, KRW

진료비 (천 원) Medical Expenses(KRW 1,000)		원 외 처방률 Prescription rate (%)	원외처방 횟수당 처방일수 Prescription days per prescription time	건 당 입내원일수 Visits per Claim	건 당 진료비 Medical Expenses perclaim	건 당 급여비 Benefit per claim	일 당 진료비 Medical Expenses per day	
계 Total	급여비 Benefit						입 내 원 Visit	요양급여 Reimbursed
<b>463,225,264</b>	<b>345,371,966</b>	-	-	<b>1.03</b>	<b>50,319</b>	<b>37,517</b>	<b>48,982</b>	<b>8,781</b>
361,208,637	271,542,179	-	13.39	1.04	60,965	45,831	58,484	46,090
97,493,706	80,132,265	-	8.02	5.11	1,548,084	1,272,405	303,138	177,171
263,714,931	191,409,913	56.82	13.39	1.00	44,988	32,653	45,044	36,191
-	-	-	-	-	-	-	-	-
-	-	-	-	-	-	-	-	-
-	-	-	-	-	-	-	-	-
118,796,763	89,092,438	-	45.21	1.19	223,069	167,292	186,950	122,323
73,160,642	60,361,017	-	4.52	3.75	1,904,184	1,571,042	507,229	214,125
45,636,121	28,731,420	-	45.21	0.99	92,356	58,145	92,905	72,496
12,266,239	9,240,643	-	18.57	1.15	166,588	125,498	145,357	127,349
4,268,913	3,649,675	-	10.60	4.70	1,467,989	1,255,046	312,329	210,602
7,997,327	5,590,968	26.07	18.57	1.00	113,078	79,053	113,086	105,159
8,694,117	6,548,270	-	51.50	14.16	1,156,440	871,012	81,651	75,028
8,674,318	6,534,893	-	-	15.40	1,262,086	950,806	81,962	81,480
19,799	13,378	8.99	51.50	1.00	30,696	20,740	30,696	2,102
628,826	504,949	-	20.24	9.84	708,138	568,637	71,956	33,359
596,306	480,783	-	-	23.37	1,698,879	1,369,751	72,703	70,627
32,520	24,167	3.91	20.24	1.00	60,559	45,003	60,559	3,125
172,576,810	131,594,704	-	11.86	1.01	40,060	30,547	39,813	32,415
9,538,195	8,122,492	-	7.12	3.26	792,670	675,018	243,290	155,868
163,038,616	123,472,212	71.24	11.86	1.00	37,952	28,742	37,956	30,979
849,509	518,880	-	4.86	1.00	59,039	36,061	59,323	59,063
-	-	-	-	-	-	-	-	-
849,509	518,880	-	4.86	1.00	59,039	36,061	59,323	59,063
30,040,998	21,413,322	-	3.60	0.99	60,984	43,469	61,427	61,367
-	-	-	-	-	-	-	-	-
30,040,998	21,413,322	15.63	3.60	0.99	60,984	43,469	61,427	61,367
-	-	-	-	-	-	-	-	-
-	-	-	-	-	-	-	-	-
-	-	-	-	-	-	-	-	-
-	-	-	-	-	-	-	-	-
-	-	-	-	-	-	-	-	-
-	-	-	-	-	-	-	-	-
2,330	1,930	-	36.86	1.00	6,977	5,777	6,977	4,095
-	-	-	-	-	-	-	-	-
2,330	1,930	56.29	36.86	1.00	6,977	5,777	6,977	4,095
200,263	140,770	-	55.43	1.00	128,703	90,469	128,703	1,754
-	-	-	-	-	-	-	-	-
200,263	140,770	12.08	55.43	1.00	128,703	90,469	128,703	1,754
250,205	187,768	-	-	1.00	22,938	17,214	22,938	1,802
-	-	-	-	-	-	-	-	-
250,205	187,768	-	-	1.00	22,938	17,214	22,938	1,802
1,834,079	1,340,515	-	15.54	1.33	81,381	59,481	61,320	50,223
1,170,438	922,869	-	13.65	4.23	512,900	404,412	121,226	102,481
663,641	417,647	-	15.89	1.00	32,764	20,619	32,764	26,442
15,068,498	10,957,990	-	-	1.00	32,758	23,822	32,728	29,154
84,894	60,538	-	-	7.48	778,848	555,390	104,165	103,656
14,983,604	10,897,453	-	-	1.00	32,581	23,696	32,601	29,035
102,016,626	73,829,787	-	-	1.00	31,095	22,504	31,095	2,271
101,968,056	73,800,242	-	-	1.00	31,154	22,548	31,154	2,271
48,570	29,545	-	-	1.00	6,297	3,831	6,297	2,133

Note : 1) According to the review result

2) Psychiatric hospital was newly added to provider type classification as per the amendment of the Medical Service Act (Article 3-2-3, March 5, 2021)

제Ⅳ-4-9표  
Table IV-4-9

요양기관 소재지별  
Review Records by Location

구 분 Division			청 구 건 수 Claims	일 수 Number of Days		원외처방횟수 Prescription times	원외처방일수 Prescription days
				입 내 원 Visit	요 양 급 여 Reimbursed		
<b>총 계 Total</b>			<b>345,155,010</b>	<b>367,415,728</b>	<b>2,472,604,167</b>	<b>-</b>	<b>-</b>
의료기관 및 보건기관 Medical institution and Community health agency	소 계 Subtotal	소계 Subtotal	225,161,097	247,421,815	352,936,389	121,141,633	2,084,614,717
		입원 Inpatient	3,444,584	26,040,272	39,563,292	82,219	1,016,241
		외래 Outpatient	221,716,513	221,381,543	313,373,097	121,059,414	2,083,598,476
	상 급 중 합 병 원 Tertiary hospital	소계 Subtotal	6,182,203	7,536,100	18,395,234	2,119,928	157,399,472
		입원 Inpatient	365,190	1,737,124	4,590,801	5,337	163,605
		외래 Outpatient	5,817,013	5,798,976	13,804,433	2,114,591	157,235,867
	종 합 병 원 General hospital	소계 Subtotal	21,790,338	26,408,090	48,496,398	7,830,942	395,142,591
		입원 Inpatient	1,137,827	5,851,865	11,831,323	25,829	319,330
		외래 Outpatient	20,652,511	20,556,225	36,665,075	7,805,113	394,823,261
	병 원 Hospital	소계 Subtotal	15,855,443	19,431,413	25,672,183	7,683,051	138,927,246
		입원 Inpatient	622,262	4,214,875	7,948,412	20,746	268,950
		외래 Outpatient	15,233,181	15,216,538	17,723,771	7,662,305	138,658,296
	요 양 병 원 Healthcare Institute	소계 Subtotal	1,912,650	12,158,163	13,703,163	274,159	7,360,590
		입원 Inpatient	842,405	11,088,011	11,345,689	1,280	25,680
		외래 Outpatient	1,070,245	1,070,152	2,357,474	272,879	7,334,910
	정 신 병 원 Psychiatric hospital	소계 Subtotal	377,874	1,752,326	7,765,633	22,955	649,136
		입원 Inpatient	73,158	1,447,619	1,626,699	675	15,860
		외래 Outpatient	304,716	304,707	6,138,934	22,280	633,276
	의 원 Clinic	소계 Subtotal	137,686,255	138,434,305	191,375,452	99,194,707	1,359,364,136
		입원 Inpatient	323,751	1,120,092	1,592,176	26,420	194,525
		외래 Outpatient	137,362,504	137,314,213	189,783,276	99,168,287	1,359,169,611
	치 과 병 원 Dental hospital	소계 Subtotal	562,337	557,437	561,715	105,281	523,988
		입원 Inpatient	169	298	664	-	-
		외래 Outpatient	562,168	557,139	561,051	105,281	523,988
	치 과 의 원 Dental clinic	소계 Subtotal	19,348,854	19,205,408	19,217,006	3,696,631	13,685,941
		입원 Inpatient	2	-	-	-	-
		외래 Outpatient	19,348,852	19,205,408	19,217,006	3,696,631	13,685,941
	조 산 원 Midwifery clinic	소계 Subtotal	89	214	214	-	-
		입원 Inpatient	89	214	214	-	-
		외래 Outpatient	-	-	-	-	-
	보 건 의 료 원 Hospitalized healthcenter	소계 Subtotal	34,289	34,483	37,645	26,940	895,083
		입원 Inpatient	39	233	310	-	-
		외래 Outpatient	34,250	34,250	37,335	26,940	895,083
	보 건 소 Health center	소계 Subtotal	158,906	158,906	179,322	133,804	9,050,335
		입원 Inpatient	-	-	-	-	-
		외래 Outpatient	158,906	158,906	179,322	133,804	9,050,335
	보 건 지 소 Health subcenter	소계 Subtotal	44,600	44,600	1,062,882	17,250	1,087,223
		입원 Inpatient	-	-	-	-	-
		외래 Outpatient	44,600	44,600	1,062,882	17,250	1,087,223
	보 건 진 료 소 Primary health carepost	소계 Subtotal	191,775	191,817	2,856,973	-	-
		입원 Inpatient	-	-	-	-	-
		외래 Outpatient	191,775	191,817	2,856,973	-	-
	한 방 병 원 Korean medicine hospital	소계 Subtotal	946,699	1,402,912	1,587,952	35,984	528,966
		입원 Inpatient	75,394	531,622	578,353	1,932	28,291
		외래 Outpatient	871,305	871,290	1,009,599	34,052	500,675
	한 의 원 Korean medicine clinic	소계 Subtotal	20,068,785	20,105,641	22,024,617	1	10
		입원 Inpatient	4,298	48,319	48,651	-	-
		외래 Outpatient	20,064,487	20,057,322	21,975,966	1	10
약 국 Pharmacy		소계 Subtotal	119,993,913	119,993,913	2,119,667,778	-	-
		처방 Prescription	119,653,039	119,653,039	2,118,685,136	-	-
		직접 Without prescription	340,874	340,874	982,642	-	-

주 : 1) 심사일 기준  
2) 「의료법」 제 3 조제 2 항제 3 호 개정(2021.3.5. 시행)에 따라 요양기관 종별 구분으로 정신병원 신설

# 진료비 심사실적(경기)

of the Provider(Gyeonggi)

(단위 : 건, 일, 회, 원)  
Unit : Claim, Day, Time, KRW

진료비 (천 원) Medical Expenses(KRW 1,000)		원외 처방률 Prescription rate (%)	원외처방 횟수당 처방일수 Prescription days per prescription time	건당 입내원일수 Visits per Claim	건당 진료비 Medical Expenses perclaim	건당 급여비 Benefit per claim	일당진료비 Medical Expenses per day	
계 Total	급여비 Benefit						입내원 Visit	요양급여 Reimbursed
<b>22,366,443,455</b>	<b>16,675,453,235</b>	-	-	<b>1.06</b>	<b>64,801</b>	<b>48,313</b>	<b>60,875</b>	<b>9,046</b>
17,631,961,065	13,243,160,926	-	17.21	1.10	78,308	58,816	71,263	49,958
6,812,954,435	5,549,822,590	-	12.36	7.56	1,977,874	1,611,174	261,631	172,204
10,819,006,631	7,693,338,335	54.68	17.21	1.00	48,797	34,699	48,870	34,524
2,001,961,938	1,532,815,262	-	74.25	1.22	323,827	247,940	265,650	108,830
1,217,912,749	1,024,430,017	-	30.65	4.76	3,335,011	2,805,197	701,109	265,294
784,049,189	508,385,246	36.46	74.36	1.00	134,786	87,396	135,205	56,797
4,698,747,640	3,547,294,824	-	50.46	1.21	215,634	162,792	177,928	96,889
2,821,403,248	2,349,543,562	-	12.36	5.14	2,479,642	2,064,939	482,137	238,469
1,877,344,393	1,197,751,263	37.97	50.59	1.00	90,902	57,995	91,327	51,203
1,952,982,501	1,414,477,218	-	18.08	1.23	123,174	89,211	100,506	76,074
1,112,911,811	868,985,215	-	12.96	6.77	1,788,494	1,396,494	264,044	140,017
840,070,691	545,492,003	50.36	18.10	1.00	55,147	35,809	55,208	47,398
1,180,158,093	916,254,050	-	26.85	6.36	617,028	479,050	97,067	86,123
1,109,397,356	867,079,462	-	20.06	13.16	1,316,941	1,029,290	100,054	97,781
70,760,737	49,174,588	25.50	26.88	1.00	66,116	45,947	66,122	30,015
162,726,434	126,781,244	-	28.28	4.64	430,637	335,512	92,863	20,955
138,248,850	108,997,022	-	23.50	19.79	1,889,730	1,489,885	95,501	84,987
24,477,584	17,784,222	7.31	28.42	1.00	80,329	58,363	80,332	3,987
5,622,354,818	4,255,803,452	-	13.70	1.01	40,835	30,909	40,614	29,379
333,837,175	271,418,832	-	7.36	3.46	1,031,154	838,357	298,044	209,674
5,288,517,643	3,984,384,619	72.22	13.71	1.00	38,500	29,006	38,514	27,866
37,157,072	23,426,667	-	4.98	0.99	66,076	41,659	66,657	66,149
95,563	79,396	-	-	1.76	565,462	469,797	320,682	143,920
37,061,509	23,347,271	18.90	4.98	0.99	65,926	41,531	66,521	66,057
1,249,638,340	886,845,100	-	3.70	0.99	64,585	45,835	65,067	65,028
83	73	-	-	-	41,590	36,460	-	-
1,249,638,257	886,845,027	19.25	3.70	0.99	64,585	45,835	65,067	65,028
107,462	105,972	-	-	2.40	1,207,443	1,190,699	502,161	502,161
107,462	105,972	-	-	2.40	1,207,443	1,190,699	502,161	502,161
-	-	-	-	-	-	-	-	-
1,705,986	1,275,924	-	33.23	1.01	49,753	37,211	49,473	45,318
23,401	18,195	-	-	5.97	600,038	466,541	100,436	75,489
1,682,584	1,257,729	78.66	33.23	1.00	49,127	36,722	49,127	45,067
913,938	810,390	-	67.64	1.00	5,751	5,100	5,751	5,097
-	-	-	-	-	-	-	-	-
913,938	810,390	84.20	67.64	1.00	5,751	5,100	5,751	5,097
1,971,900	1,408,591	-	63.03	1.00	44,213	31,583	44,213	1,855
-	-	-	-	-	-	-	-	-
1,971,900	1,408,591	38.68	63.03	1.00	44,213	31,583	44,213	1,855
5,038,652	3,756,977	-	-	1.00	26,274	19,591	26,268	1,764
-	-	-	-	-	-	-	-	-
5,038,652	3,756,977	-	-	1.00	26,274	19,591	26,268	1,764
107,890,506	76,225,640	-	14.70	1.48	113,965	80,517	76,905	67,943
74,041,650	55,472,462	-	14.64	7.05	982,063	735,768	139,275	128,022
33,848,856	20,753,177	3.91	14.70	1.00	38,848	23,818	38,849	33,527
608,605,784	455,879,615	-	10.00	1.00	30,326	22,716	30,270	27,633
4,975,086	3,692,382	-	-	11.24	1,157,535	859,093	102,963	102,261
603,630,698	452,187,233	0.00	10.00	1.00	30,085	22,537	30,095	27,468
4,734,482,389	3,432,292,309	-	-	1.00	39,456	28,604	39,456	2,234
4,732,118,817	3,430,855,336	-	-	1.00	39,549	28,673	39,549	2,234
2,363,572	1,436,974	-	-	1.00	6,934	4,216	6,934	2,405

Note : 1) According to the review result

2) Psychiatric hospital was newly added to provider type classification as per the amendment of the Medical Service Act (Article 3-2-3, March 5, 2021)

제Ⅳ-4-10표  
Table IV-4-10

요양기관 소재지별  
Review Records by Location

구 분 Division			청 구 건 수 Claims	일 수 Number of Days		원외처방횟수 Prescription times	원외처방일수 Prescription days
				입 내 원 Visit	요 양 급 여 Reimbursed		
<b>총 계 Total</b>			<b>38,444,991</b>	<b>40,830,709</b>	<b>325,121,063</b>	<b>-</b>	<b>-</b>
의료기관 및 보건기관 Medical institution and Community health agency	소 계 Subtotal	소계 Subtotal	24,766,475	27,152,193	47,745,536	13,486,563	276,075,538
		입원 Inpatient	389,878	2,810,134	4,801,268	13,476	124,208
		외래 Outpatient	24,376,597	24,342,059	42,944,268	13,473,087	275,951,330
	상 급 중 합 병 원 Tertiary hospital	소계 Subtotal	1,268,654	1,695,211	4,137,723	517,987	39,387,326
		입원 Inpatient	109,163	544,417	1,339,167	3,472	48,932
		외래 Outpatient	1,159,491	1,150,794	2,798,556	514,515	39,338,394
	종 합 병 원 General hospital	소계 Subtotal	2,441,587	3,001,435	5,542,684	1,165,769	47,649,107
		입원 Inpatient	109,356	671,447	1,292,245	6,931	40,344
		외래 Outpatient	2,332,231	2,329,988	4,250,439	1,158,838	47,608,763
	병 원 Hospital	소계 Subtotal	1,480,903	1,938,753	3,906,786	738,043	15,818,133
		입원 Inpatient	63,599	522,404	983,871	930	15,224
		외래 Outpatient	1,417,304	1,416,349	2,922,915	737,113	15,802,909
	요 양 병 원 Healthcare Institute	소계 Subtotal	132,314	827,952	984,674	27,026	615,388
		입원 Inpatient	54,213	749,852	769,854	69	1,360
		외래 Outpatient	78,101	78,100	214,820	26,957	614,028
	정 신 병 원 Psychiatric hospital	소계 Subtotal	95,497	209,706	2,018,974	13,022	422,908
		입원 Inpatient	5,375	119,585	133,006	6	26
		외래 Outpatient	90,122	90,121	1,885,968	13,016	422,882
	의 원 Clinic	소계 Subtotal	14,596,117	14,729,923	21,412,893	10,458,519	165,139,221
		입원 Inpatient	44,625	182,567	259,714	2,035	17,685
		외래 Outpatient	14,551,492	14,547,356	21,153,179	10,456,484	165,121,536
	치 과 병 원 Dental hospital	소계 Subtotal	68,155	68,183	70,708	15,569	80,756
		입원 Inpatient	567	971	3,436	-	-
		외래 Outpatient	67,588	67,212	67,272	15,569	80,756
	치 과 의 원 Dental clinic	소계 Subtotal	1,909,192	1,891,217	1,903,611	445,093	1,598,598
		입원 Inpatient	-	-	-	-	-
		외래 Outpatient	1,909,192	1,891,217	1,903,611	445,093	1,598,598
	조 산 원 Midwifery clinic	소계 Subtotal	-	-	-	-	-
		입원 Inpatient	-	-	-	-	-
		외래 Outpatient	-	-	-	-	-
	보 건 의 료 원 Hospitalized healthcenter	소계 Subtotal	45,969	45,969	54,712	26,158	903,052
		입원 Inpatient	-	-	-	-	-
		외래 Outpatient	45,969	45,969	54,712	26,158	903,052
	보 건 소 Health center	소계 Subtotal	96,665	96,665	110,741	62,354	3,430,383
		입원 Inpatient	-	-	-	-	-
		외래 Outpatient	96,665	96,665	110,741	62,354	3,430,383
	보 건 지 소 Health subcenter	소계 Subtotal	115,868	115,868	3,084,235	15,683	1,019,648
		입원 Inpatient	-	-	-	-	-
		외래 Outpatient	115,868	115,868	3,084,235	15,683	1,019,648
	보 건 진 료 소 Primary health carepost	소계 Subtotal	177,639	177,917	1,888,516	-	-
		입원 Inpatient	-	-	-	-	-
		외래 Outpatient	177,639	177,917	1,888,516	-	-
	한 방 병 원 Korean medicine hospital	소계 Subtotal	60,072	74,264	89,749	1,340	11,018
		입원 Inpatient	2,775	16,968	18,032	33	637
		외래 Outpatient	57,297	57,296	71,717	1,307	10,381
	한 의 원 Korean medicine clinic	소계 Subtotal	2,277,843	2,279,130	2,539,530	-	-
		입원 Inpatient	205	1,923	1,943	-	-
		외래 Outpatient	2,277,638	2,277,207	2,537,587	-	-
약 국 Pharmacy		소계 Subtotal	13,678,516	13,678,516	277,375,527	-	-
		처방 Prescription	13,264,132	13,264,132	276,166,756	-	-
		직접 Without prescription	414,384	414,384	1,208,771	-	-

주 : 1) 심사일 기준  
2) 「의료법」 제 3 조제 2 항제 3 호 개정(2021.3.5. 시행)에 따라 요양기관 종별 구분으로 정신병원 신설

# 진료비 심사실적(강원)

of the Provider(Gangwon)

(단위 : 건, 일, 회, 원)  
Unit : Claim, Day, Time, KRW

진료비 (천 원) Medical Expenses(KRW 1,000)		원 외 처방률 Prescription rate (%)	원외처방 횟수당 처방일수 Prescription days per prescription time	건 당 입내원일수 Visits per Claim	건 당 진료비 Medical Expenses perclaim	건 당 급여비 Benefit per claim	일 당 진료비 Medical Expenses per day	
계 Total	급여비 Benefit						입 내 원 Visit	요양급여 Reimbursed
<b>2,603,911,922</b>	<b>1,935,986,341</b>	-	-	<b>1.06</b>	<b>67,731</b>	<b>50,357</b>	<b>63,773</b>	<b>8,009</b>
1,984,658,502	1,489,725,392	-	20.47	1.10	80,135	60,151	73,094	41,567
823,781,456	672,737,487	-	9.22	7.21	2,112,921	1,725,508	293,147	171,576
1,160,877,046	816,987,905	55.35	20.48	1.00	47,623	33,515	47,690	27,032
487,965,935	374,117,498	-	76.04	1.34	384,633	294,893	287,850	117,931
335,647,122	279,218,005	-	14.09	4.99	3,074,733	2,557,808	616,526	250,639
152,318,813	94,899,492	44.71	76.46	0.99	131,367	81,846	132,360	54,428
418,233,863	310,013,144	-	40.87	1.23	171,296	126,972	139,345	75,457
251,676,806	208,753,195	-	5.82	6.14	2,301,445	1,908,932	374,828	194,759
166,557,056	101,259,949	49.74	41.08	1.00	71,415	43,418	71,484	39,186
175,806,628	125,369,993	-	21.43	1.31	118,716	84,658	90,680	45,000
104,873,067	79,805,481	-	16.37	8.21	1,648,974	1,254,823	200,751	106,592
70,933,561	45,564,513	52.04	21.44	1.00	50,048	32,149	50,082	24,268
75,252,635	59,256,234	-	22.77	6.26	568,743	447,846	90,890	76,424
68,597,802	53,434,980	-	19.71	13.83	1,265,339	985,649	91,482	89,105
6,654,833	5,821,255	34.52	22.78	1.00	85,208	74,535	85,209	30,979
17,201,268	13,114,166	-	32.48	2.20	180,124	137,325	82,026	8,520
10,418,432	8,227,907	-	4.33	22.25	1,938,313	1,530,773	87,122	78,331
6,782,836	4,886,259	14.44	32.49	1.00	75,263	54,218	75,264	3,596
586,928,219	445,805,138	-	15.79	1.01	40,211	30,543	39,846	27,410
49,918,506	41,283,796	-	8.69	4.09	1,118,622	925,127	273,426	192,206
537,009,713	404,521,343	71.88	15.79	1.00	36,904	27,799	36,915	25,387
5,318,936	3,427,551	-	5.19	1.00	78,042	50,291	78,010	75,224
359,906	289,241	-	-	1.71	634,755	510,125	370,655	104,746
4,959,030	3,138,310	23.16	5.19	0.99	73,371	46,433	73,782	73,716
137,525,631	97,652,569	-	3.59	0.99	72,033	51,149	72,718	72,245
-	-	-	-	-	-	-	-	-
137,525,631	97,652,569	23.53	3.59	0.99	72,033	51,149	72,718	72,245
-	-	-	-	-	-	-	-	-
-	-	-	-	-	-	-	-	-
-	-	-	-	-	-	-	-	-
1,341,113	1,005,954	-	34.52	1.00	29,174	21,883	29,174	24,512
-	-	-	-	-	-	-	-	-
1,341,113	1,005,954	56.90	34.52	1.00	29,174	21,883	29,174	24,512
557,599	480,556	-	55.01	1.00	5,768	4,971	5,768	5,035
-	-	-	-	-	-	-	-	-
557,599	480,556	64.51	55.01	1.00	5,768	4,971	5,768	5,035
5,680,582	4,041,237	-	65.02	1.00	49,026	34,878	49,026	1,842
-	-	-	-	-	-	-	-	-
5,680,582	4,041,237	13.54	65.02	1.00	49,026	34,878	49,026	1,842
3,507,593	2,708,218	-	-	1.00	19,746	15,246	19,715	1,857
-	-	-	-	-	-	-	-	-
3,507,593	2,708,218	-	-	1.00	19,746	15,246	19,715	1,857
4,352,806	2,937,731	-	8.22	1.24	72,460	48,903	58,613	48,500
2,082,400	1,569,469	-	19.30	6.11	750,414	565,575	122,725	115,484
2,270,406	1,368,261	2.28	7.94	1.00	39,625	23,880	39,626	31,658
64,985,696	49,795,403	-	-	1.00	28,529	21,861	28,513	25,590
207,415	155,413	-	-	9.38	1,011,780	758,111	107,860	106,750
64,778,281	49,639,990	-	-	1.00	28,441	21,795	28,446	25,528
619,253,420	446,260,949	-	-	1.00	45,272	32,625	45,272	2,233
616,004,969	444,287,046	-	-	1.00	46,441	33,495	46,441	2,231
3,248,451	1,973,903	-	-	1.00	7,839	4,763	7,839	2,687

Note : 1) According to the review result

2) Psychiatric hospital was newly added to provider type classification as per the amendment of the Medical Service Act (Article 3-2-3, March 5, 2021)

제Ⅳ-4-11표

Table IV-4-11

## 요양기관 소재지별

## Review Records by Location

구 분 Division			청 구 건 수 Claims	일 수 Number of Days		원외처방횟수 Prescription times	원외처방일수 Prescription days
				입 내 원 Visit	요 양 급 여 Reimbursed		
<b>총 계 Total</b>			<b>44,445,961</b>	<b>47,438,329</b>	<b>318,843,451</b>	<b>-</b>	<b>-</b>
의료기관 및 보건기관 Medical institution and Community health agency	소 계 Subtotal	소계 Subtotal	28,406,879	31,399,247	49,702,896	16,123,176	266,982,193
		입원 Inpatient	420,091	3,446,420	4,865,648	11,569	101,008
		외래 Outpatient	27,986,788	27,952,827	44,837,248	16,111,607	266,881,185
	상 급 중 합 병 원 Tertiary hospital	소계 Subtotal	606,182	832,118	1,759,449	218,604	15,009,653
		입원 Inpatient	46,103	277,284	537,463	1,255	41,702
		외래 Outpatient	560,079	554,834	1,221,986	217,349	14,967,951
	종 합 병 원 General hospital	소계 Subtotal	2,217,843	2,893,000	6,209,059	957,060	40,319,441
		입원 Inpatient	144,103	823,813	1,445,295	6,304	33,763
		외래 Outpatient	2,073,740	2,069,187	4,763,764	950,756	40,285,678
	병 원 Hospital	소계 Subtotal	1,759,430	2,281,599	3,800,431	925,521	13,498,897
		입원 Inpatient	76,571	599,097	981,413	1,173	7,898
		외래 Outpatient	1,682,859	1,682,502	2,819,018	924,348	13,490,999
	요 양 병 원 Healthcare Institute	소계 Subtotal	210,944	1,351,024	1,560,802	43,830	1,142,716
		입원 Inpatient	78,726	1,218,808	1,249,909	80	528
		외래 Outpatient	132,218	132,216	310,893	43,750	1,142,188
	정 신 병 원 Psychiatric hospital	소계 Subtotal	39,739	289,203	984,036	1,189	33,723
		입원 Inpatient	11,977	261,441	280,087	2	15
		외래 Outpatient	27,762	27,762	703,949	1,187	33,708
	의 원 Clinic	소계 Subtotal	18,295,223	18,465,358	24,497,706	13,419,573	193,052,803
		입원 Inpatient	57,080	228,883	329,904	2,717	16,437
		외래 Outpatient	18,238,143	18,236,475	24,167,802	13,416,856	193,036,366
	치 과 병 원 Dental hospital	소계 Subtotal	74,082	73,410	73,410	18,340	72,924
		입원 Inpatient	-	-	-	-	-
		외래 Outpatient	74,082	73,410	73,410	18,340	72,924
	치 과 의 원 Dental clinic	소계 Subtotal	2,197,401	2,176,335	2,178,321	495,925	1,775,263
		입원 Inpatient	-	-	-	-	-
		외래 Outpatient	2,197,401	2,176,335	2,178,321	495,925	1,775,263
	조 산 원 Midwifery clinic	소계 Subtotal	20	60	60	-	-
		입원 Inpatient	20	60	60	-	-
		외래 Outpatient	-	-	-	-	-
	보 건 의 료 원 Hospitalized healthcenter	소계 Subtotal	-	-	-	-	-
		입원 Inpatient	-	-	-	-	-
		외래 Outpatient	-	-	-	-	-
	보 건 소 Health center	소계 Subtotal	55,076	55,076	87,498	29,803	1,466,536
		입원 Inpatient	-	-	-	-	-
		외래 Outpatient	55,076	55,076	87,498	29,803	1,466,536
	보 건 지 소 Health subcenter	소계 Subtotal	76,854	76,854	2,934,184	10,264	581,351
		입원 Inpatient	-	-	-	-	-
		외래 Outpatient	76,854	76,854	2,934,184	10,264	581,351
	보 건 진 료 소 Primary health carepost	소계 Subtotal	201,221	201,253	2,566,832	-	-
		입원 Inpatient	-	-	-	-	-
		외래 Outpatient	201,221	201,253	2,566,832	-	-
	한 방 병 원 Korean medicine hospital	소계 Subtotal	133,555	161,494	217,499	3,067	28,886
		입원 Inpatient	5,076	33,015	37,453	38	665
		외래 Outpatient	128,479	128,479	180,046	3,029	28,221
	한 의 원 Korean medicine clinic	소계 Subtotal	2,539,309	2,542,463	2,833,609	-	-
		입원 Inpatient	435	4,019	4,064	-	-
		외래 Outpatient	2,538,874	2,538,444	2,829,545	-	-
약 국 Pharmacy	소 계 Subtotal	소계 Subtotal	16,039,082	16,039,082	269,140,555	-	-
		처방 Prescription	15,922,006	15,922,006	268,792,599	-	-
		직접 Without prescription	117,076	117,076	347,956	-	-

주 : 1) 심사일 기준

2) 「의료법」 제 3 조제 2 항제 3 호 개정(2021.3.5. 시행)에 따라 요양기관 종별 구분으로 정신병원 신설

# 진료비 심사실적(충북)

of the Provider(Chungbuk)

(단위 : 건, 일, 회, 원)  
Unit : Claim, Day, Time, KRW

진료비 (천 원) Medical Expenses(KRW 1,000)		원외 처방률 Prescription rate (%)	원외처방 횟수당 처방일수 Prescription days per prescription time	건당 입내원일수 Visits per Claim	건당 진료비 Medical Expenses per claim	건당 급여비 Benefit per claim	일당진료비 Medical Expenses per day	
계 Total	급여비 Benefit						입내원 Visit	요양급여 Reimbursed
<b>2,617,260,074</b>	<b>1,946,254,053</b>	-	-	<b>1.07</b>	<b>58,886</b>	<b>43,789</b>	<b>55,172</b>	<b>8,209</b>
2,016,735,876	1,515,023,969	-	16.56	1.11	70,995	53,333	64,229	40,576
768,564,108	616,023,878	-	8.73	8.20	1,829,518	1,466,406	223,004	157,957
1,248,171,769	899,000,091	57.64	16.56	1.00	44,599	32,122	44,653	27,838
238,082,774	188,474,808	-	68.66	1.37	392,758	310,921	286,117	135,317
148,670,128	124,935,943	-	33.23	6.01	3,224,739	2,709,931	536,166	276,615
89,412,646	63,538,865	39.17	68.87	0.99	159,643	113,446	161,152	73,170
427,496,483	309,318,003	-	42.13	1.30	192,753	139,468	147,769	68,850
268,456,906	215,273,856	-	5.36	5.72	1,862,952	1,493,889	325,871	185,745
159,039,578	94,044,147	45.95	42.37	1.00	76,692	45,350	76,861	33,385
227,644,275	169,805,897	-	14.59	1.30	129,385	96,512	99,774	59,900
139,836,040	109,660,078	-	6.73	7.82	1,826,227	1,432,136	233,411	142,484
87,808,235	60,145,819	54.94	14.60	1.00	52,178	35,740	52,189	31,149
125,351,575	97,428,242	-	26.07	6.40	594,241	461,868	92,783	80,312
116,740,792	90,541,793	-	6.60	15.48	1,482,875	1,150,088	95,783	93,399
8,610,784	6,886,449	33.09	26.11	1.00	65,126	52,084	65,127	27,697
27,782,086	21,318,234	-	28.36	7.28	699,114	536,456	96,064	28,233
25,722,068	19,802,984	-	7.50	21.83	2,147,622	1,653,418	98,386	91,836
2,060,017	1,515,250	4.28	28.40	1.00	74,203	54,580	74,203	2,926
719,478,741	547,518,974	-	14.39	1.01	39,326	29,927	38,964	29,369
63,915,488	51,876,012	-	6.05	4.01	1,119,753	908,830	279,250	193,740
655,563,253	495,642,962	73.57	14.39	1.00	35,945	27,176	35,948	27,125
4,889,556	3,121,157	-	3.98	0.99	66,002	42,131	66,606	66,606
-	-	-	-	-	-	-	-	-
4,889,556	3,121,157	24.98	3.98	0.99	66,002	42,131	66,606	66,606
153,159,844	108,595,509	-	3.58	0.99	69,700	49,420	70,375	70,311
-	-	-	-	-	-	-	-	-
153,159,844	108,595,509	22.79	3.58	0.99	69,700	49,420	70,375	70,311
36,301	35,728	-	-	3.00	1,815,061	1,786,399	605,020	605,020
36,301	35,728	-	-	3.00	1,815,061	1,786,399	605,020	605,020
-	-	-	-	-	-	-	-	-
-	-	-	-	-	-	-	-	-
-	-	-	-	-	-	-	-	-
-	-	-	-	-	-	-	-	-
-	-	-	-	-	-	-	-	-
367,470	304,170	-	49.21	1.00	6,672	5,523	6,672	4,200
-	-	-	-	-	-	-	-	-
367,470	304,170	54.11	49.21	1.00	6,672	5,523	6,672	4,200
5,315,866	3,760,320	-	56.64	1.00	69,168	48,928	69,168	1,812
-	-	-	-	-	-	-	-	-
5,315,866	3,760,320	13.36	56.64	1.00	69,168	48,928	69,168	1,812
4,628,877	3,502,746	-	-	1.00	23,004	17,407	23,000	1,803
-	-	-	-	-	-	-	-	-
4,628,877	3,502,746	-	-	1.00	23,004	17,407	23,000	1,803
9,476,907	6,383,472	-	9.42	1.21	70,959	47,797	58,683	43,572
4,725,268	3,550,571	-	17.50	6.50	930,904	699,482	143,125	126,165
4,751,640	2,832,901	2.36	9.32	1.00	36,984	22,050	36,984	26,391
73,025,120	55,456,709	-	-	1.00	28,758	21,839	28,722	25,771
461,116	346,915	-	-	9.24	1,060,037	797,505	114,734	113,464
72,564,004	55,109,795	-	-	1.00	28,581	21,706	28,586	25,645
600,524,197	431,230,084	-	-	1.00	37,441	26,886	37,441	2,231
599,605,749	430,672,545	-	-	1.00	37,659	27,049	37,659	2,231
918,448	557,540	-	-	1.00	7,845	4,762	7,845	2,640

Note : 1) According to the review result

2) Psychiatric hospital was newly added to provider type classification as per the amendment of the Medical Service Act (Article 3-2-3, March 5, 2021)

제Ⅳ-4-12표  
Table IV-4-12

요양기관 소재지별  
Review Records by Location

구 분 Division			청 구 건 수 Claims	일 수 Number of Days		원외처방횟수 Prescription times	원외처방일수 Prescription days
				입 내 원 Visit	요 양 급 여 Reimbursed		
<b>총 계 Total</b>			<b>57,307,823</b>	<b>61,627,481</b>	<b>417,622,581</b>	<b>-</b>	<b>-</b>
의료기관 및 보건기관 Medical institution and Community health agency	소 계 Subtotal	소계 Subtotal	36,605,041	40,924,699	69,677,314	20,825,705	344,087,127
		입원 Inpatient	606,728	4,966,355	6,762,048	10,612	95,076
		외래 Outpatient	35,998,313	35,958,344	62,915,266	20,815,093	343,992,051
	상 급 중 합 병 원 Tertiary hospital	소계 Subtotal	1,405,785	1,844,341	4,414,047	562,928	37,634,252
		입원 Inpatient	113,279	556,084	1,154,388	593	17,451
		외래 Outpatient	1,292,506	1,288,257	3,259,659	562,335	37,616,801
	종 합 병 원 General hospital	소계 Subtotal	1,994,450	2,779,238	4,258,751	848,607	28,754,657
		입원 Inpatient	159,980	946,357	1,549,251	1,727	18,189
		외래 Outpatient	1,834,470	1,832,881	2,709,500	846,880	28,736,468
	병 원 Hospital	소계 Subtotal	2,557,028	3,014,931	3,704,969	1,505,844	24,478,721
		입원 Inpatient	78,050	538,590	983,032	1,323	13,462
		외래 Outpatient	2,478,978	2,476,341	2,721,937	1,504,521	24,465,259
	요 양 병 원 Healthcare Institute	소계 Subtotal	445,159	2,691,103	3,086,945	72,869	1,568,357
		입원 Inpatient	174,706	2,420,691	2,468,766	214	1,279
		외래 Outpatient	270,453	270,412	618,179	72,655	1,567,078
	정 신 병 원 Psychiatric hospital	소계 Subtotal	122,149	375,528	2,458,328	7,205	150,836
		입원 Inpatient	12,707	268,785	292,447	15	135
		외래 Outpatient	109,442	106,743	2,165,881	7,190	150,701
	의 원 Clinic	소계 Subtotal	23,120,046	23,252,483	32,605,968	17,036,241	243,485,238
		입원 Inpatient	60,252	195,967	264,595	6,650	43,202
		외래 Outpatient	23,059,794	23,056,516	32,341,373	17,029,591	243,442,036
	치 과 병 원 Dental hospital	소계 Subtotal	262,108	262,202	266,087	53,972	285,511
		입원 Inpatient	578	2,811	6,335	-	-
		외래 Outpatient	261,530	259,391	259,752	53,972	285,511
	치 과 의 원 Dental clinic	소계 Subtotal	2,633,358	2,610,739	2,623,933	603,601	2,140,502
		입원 Inpatient	-	-	-	-	-
		외래 Outpatient	2,633,358	2,610,739	2,623,933	603,601	2,140,502
	조 산 원 Midwifery clinic	소계 Subtotal	-	-	-	-	-
		입원 Inpatient	-	-	-	-	-
		외래 Outpatient	-	-	-	-	-
	보 건 의 료 원 Hospitalized healthcenter	소계 Subtotal	94,133	100,188	119,881	70,430	2,169,439
		입원 Inpatient	264	6,319	7,933	18	649
		외래 Outpatient	93,869	93,869	111,948	70,412	2,168,790
	보 건 소 Health center	소계 Subtotal	60,124	60,124	127,126	33,936	1,893,814
		입원 Inpatient	-	-	-	-	-
		외래 Outpatient	60,124	60,124	127,126	33,936	1,893,814
	보 건 지 소 Health subcenter	소계 Subtotal	202,121	202,121	8,081,430	24,607	1,438,619
		입원 Inpatient	-	-	-	-	-
		외래 Outpatient	202,121	202,121	8,081,430	24,607	1,438,619
	보 건 진 료 소 Primary health carepost	소계 Subtotal	375,366	375,395	4,290,631	-	-
		입원 Inpatient	-	-	-	-	-
		외래 Outpatient	375,366	375,395	4,290,631	-	-
	한 방 병 원 Korean medicine hospital	소계 Subtotal	172,716	193,653	216,196	5,465	87,181
		입원 Inpatient	6,523	27,460	32,010	72	709
		외래 Outpatient	166,193	166,193	184,186	5,393	86,472
	한 의 원 Korean medicine clinic	소계 Subtotal	3,160,498	3,162,653	3,423,022	-	-
		입원 Inpatient	389	3,291	3,291	-	-
		외래 Outpatient	3,160,109	3,159,362	3,419,731	-	-
약 국 Pharmacy		소계 Subtotal	20,702,782	20,702,782	347,945,267	-	-
		처방 Prescription	20,597,601	20,597,601	347,638,126	-	-
		직접 Without prescription	105,181	105,181	307,141	-	-

주 : 1) 심사일 기준  
2) 「의료법」 제 3 조제 2 항제 3 호 개정(2021.3.5. 시행)에 따라 요양기관 종별 구분으로 정신병원 신설



# 진료비 심사실적(충남)

## of the Provider(Chungnam)

(단위 : 건, 일, 회, 원)  
Unit : Claim, Day, Time, KRW

진료비 (천 원) Medical Expenses(KRW 1,000)		원 외 처방률 Prescription rate (%)	원외처방 횟수당 처방일수 Prescription days per prescription time	건 당 입내원일수 Visits per Claim	건 당 진료비 Medical Expenses perclaim	건 당 급여비 Benefit per claim	일 당 진료비 Medical Expenses per day	
계 Total	급여비 Benefit						입 내 원 Visit	요양급여 Reimbursed
<b>3,375,879,791</b>	<b>2,507,270,510</b>	-	-	<b>1.08</b>	<b>58,908</b>	<b>43,751</b>	<b>54,779</b>	<b>8,084</b>
2,586,195,896	1,939,271,748	-	16.52	1.12	70,651	52,978	63,194	37,117
1,019,023,271	821,131,387	-	8.96	8.19	1,679,539	1,353,376	205,185	150,697
1,567,172,625	1,118,140,362	57.89	16.53	1.00	43,535	31,061	43,583	24,909
488,006,693	374,703,028	-	66.85	1.31	347,142	266,544	264,597	110,558
326,255,599	274,753,538	-	29.43	4.91	2,880,107	2,425,459	586,702	282,622
161,751,094	99,949,491	43.65	66.89	1.00	125,145	77,330	125,558	49,622
384,276,834	279,937,240	-	33.88	1.39	192,673	140,358	138,267	90,232
255,834,473	205,448,497	-	10.53	5.92	1,599,165	1,284,214	270,336	165,134
128,442,361	74,488,742	46.20	33.93	1.00	70,016	40,605	70,077	47,404
244,854,190	175,720,999	-	16.26	1.18	95,757	68,721	81,214	66,088
122,608,054	95,012,279	-	10.18	6.90	1,570,891	1,217,326	227,646	124,724
122,246,136	80,708,720	60.76	16.26	1.00	49,313	32,557	49,366	44,911
237,764,834	182,114,994	-	21.52	6.05	534,112	409,101	88,352	77,023
218,965,129	168,688,753	-	5.98	13.86	1,253,335	965,558	90,456	88,694
18,799,705	13,426,241	26.87	21.57	1.00	69,512	49,644	69,522	30,411
32,676,204	25,457,618	-	20.93	3.07	267,511	208,414	87,014	13,292
25,049,560	19,856,022	-	9.00	21.15	1,971,320	1,562,605	93,196	85,655
7,626,643	5,601,596	6.74	20.96	0.98	69,687	51,183	71,449	3,521
867,888,143	663,266,953	-	14.29	1.01	37,538	28,688	37,325	26,617
64,245,761	52,756,112	-	6.50	3.25	1,066,284	875,591	327,840	242,808
803,642,382	610,510,841	73.86	14.30	1.00	34,850	26,475	34,855	24,849
20,350,698	12,993,236	-	5.29	1.00	77,642	49,572	77,615	76,481
1,189,636	934,832	-	-	4.86	2,058,194	1,617,357	423,207	187,788
19,161,062	12,058,403	20.81	5.29	0.99	73,265	46,107	73,869	73,767
180,425,654	127,893,186	-	3.55	0.99	68,515	48,567	69,109	68,762
-	-	-	-	-	-	-	-	-
180,425,654	127,893,186	23.12	3.55	0.99	68,515	48,567	69,109	68,762
-	-	-	-	-	-	-	-	-
-	-	-	-	-	-	-	-	-
-	-	-	-	-	-	-	-	-
3,303,191	2,517,887	-	30.80	1.06	35,091	26,748	32,970	27,554
616,315	502,806	-	36.06	23.94	2,334,526	1,904,569	97,534	77,690
2,686,876	2,015,080	75.01	30.80	1.00	28,624	21,467	28,624	24,001
456,432	371,897	-	55.81	1.00	7,592	6,185	7,592	3,590
-	-	-	-	-	-	-	-	-
456,432	371,897	56.44	55.81	1.00	7,592	6,185	7,592	3,590
14,610,943	10,323,944	-	58.46	1.00	72,288	51,078	72,288	1,808
-	-	-	-	-	-	-	-	-
14,610,943	10,323,944	12.17	58.46	1.00	72,288	51,078	72,288	1,808
7,862,858	6,007,122	-	-	1.00	20,947	16,003	20,946	1,833
-	-	-	-	-	-	-	-	-
7,862,858	6,007,122	-	-	1.00	20,947	16,003	20,946	1,833
10,807,590	7,024,489	-	15.95	1.12	62,574	40,671	55,809	49,990
3,861,924	2,884,292	-	9.85	4.21	592,047	442,173	140,638	120,647
6,945,667	4,140,197	3.25	16.03	1.00	41,793	24,912	41,793	37,710
92,911,632	70,939,156	-	-	1.00	29,398	22,446	29,378	27,143
396,820	294,255	-	-	8.46	1,020,102	756,440	120,577	120,577
92,514,812	70,644,901	-	-	1.00	29,276	22,355	29,283	27,053
789,683,895	567,998,762	-	-	1.00	38,144	27,436	38,144	2,270
788,821,325	567,474,960	-	-	1.00	38,297	27,551	38,297	2,269
862,570	523,802	-	-	1.00	8,201	4,980	8,201	2,808

Note : 1) According to the review result

2) Psychiatric hospital was newly added to provider type classification as per the amendment of the Medical Service Act (Article 3-2-3, March 5, 2021)

제Ⅳ-4-13표  
Table IV-4-13

요양기관 소재지별  
Review Records by Location

구 분 Division			청 구 건 수 Claims	일 수 Number of Days		원외처방횟수 Prescription times	원외처방일수 Prescription days
				입 내 원 Visit	요 양 급 여 Reimbursed		
<b>총 계 Total</b>			<b>54,873,801</b>	<b>61,556,597</b>	<b>402,929,434</b>	<b>-</b>	<b>-</b>
의료기관 및 보건기관 Medical institution and Community health agency	소 계 Subtotal	소계 Subtotal	35,737,146	42,419,942	63,002,836	19,431,469	342,026,450
		입원 Inpatient	818,315	7,543,418	9,688,036	15,210	181,217
		외래 Outpatient	34,918,831	34,876,524	53,314,800	19,416,259	341,845,233
	상 급 중 합 병 원 Tertiary hospital	소계 Subtotal	1,337,682	1,809,497	4,308,543	566,066	35,760,721
		입원 Inpatient	88,035	565,560	1,092,112	24	361
		외래 Outpatient	1,249,647	1,243,937	3,216,431	566,042	35,760,360
	종 합 병 원 General hospital	소계 Subtotal	2,807,930	3,756,696	6,183,478	1,243,712	48,929,475
		입원 Inpatient	196,908	1,150,469	1,919,722	2,920	28,957
		외래 Outpatient	2,611,022	2,606,227	4,263,756	1,240,792	48,900,518
	병 원 Hospital	소계 Subtotal	2,479,518	3,280,341	4,062,633	1,426,739	21,804,163
		입원 Inpatient	113,781	917,626	1,513,936	5,825	93,166
		외래 Outpatient	2,365,737	2,362,715	2,548,697	1,420,914	21,710,997
	요 양 병 원 Healthcare Institute	소계 Subtotal	430,833	4,085,762	4,334,413	57,596	1,588,039
		입원 Inpatient	283,029	3,937,986	3,995,028	46	304
		외래 Outpatient	147,804	147,776	339,385	57,550	1,587,735
	정 신 병 원 Psychiatric hospital	소계 Subtotal	65,539	289,703	1,482,077	2,415	66,291
		입원 Inpatient	10,841	235,006	255,739	19	550
		외래 Outpatient	54,698	54,697	1,226,338	2,396	65,741
	의 원 Clinic	소계 Subtotal	21,759,623	22,083,522	31,663,346	15,388,159	227,278,427
		입원 Inpatient	81,345	408,019	561,633	5,562	42,383
		외래 Outpatient	21,678,278	21,675,503	31,101,713	15,382,597	227,236,044
	치 과 병 원 Dental hospital	소계 Subtotal	90,487	89,888	89,954	17,448	105,036
		입원 Inpatient	-	-	-	-	-
		외래 Outpatient	90,487	89,888	89,954	17,448	105,036
	치 과 의 원 Dental clinic	소계 Subtotal	2,677,172	2,651,808	2,655,377	607,867	2,092,849
		입원 Inpatient	1	-	-	-	-
		외래 Outpatient	2,677,171	2,651,808	2,655,377	607,867	2,092,849
	조 산 원 Midwifery clinic	소계 Subtotal	-	-	-	-	-
		입원 Inpatient	-	-	-	-	-
		외래 Outpatient	-	-	-	-	-
	보 건 의 료 원 Hospitalized healthcenter	소계 Subtotal	93,672	94,045	114,228	55,543	1,465,668
		입원 Inpatient	55	428	449	3	90
		외래 Outpatient	93,617	93,617	113,779	55,540	1,465,578
	보 건 소 Health center	소계 Subtotal	46,315	46,315	59,217	31,319	1,661,586
		입원 Inpatient	-	-	-	-	-
		외래 Outpatient	46,315	46,315	59,217	31,319	1,661,586
	보 건 지 소 Health subcenter	소계 Subtotal	121,384	121,384	1,722,388	19,827	959,035
		입원 Inpatient	-	-	-	-	-
		외래 Outpatient	121,384	121,384	1,722,388	19,827	959,035
	보 건 진 료 소 Primary health carepost	소계 Subtotal	338,077	338,964	2,178,115	-	-
		입원 Inpatient	-	-	-	-	-
		외래 Outpatient	338,077	338,964	2,178,115	-	-
	한 방 병 원 Korean medicine hospital	소계 Subtotal	214,112	472,415	545,022	14,778	315,160
		입원 Inpatient	41,506	300,114	321,184	811	15,406
		외래 Outpatient	172,606	172,301	223,838	13,967	299,754
	한 의 원 Korean medicine clinic	소계 Subtotal	3,274,802	3,299,602	3,604,045	-	-
		입원 Inpatient	2,814	28,210	28,233	-	-
		외래 Outpatient	3,271,988	3,271,392	3,575,812	-	-
약 국 Pharmacy	소 계 Subtotal	소계 Subtotal	19,136,655	19,136,655	339,926,598	-	-
		처방 Prescription	19,085,547	19,085,547	339,776,858	-	-
		직접 Without prescription	51,108	51,108	149,740	-	-

주 : 1) 심사일 기준  
2) 「의료법」 제 3 조제 2 항제 3 호 개정(2021.3.5. 시행)에 따라 요양기관 종별 구분으로 정신병원 신설

# 진료비 심사실적(전북)

of the Provider(Jeonbuk)

(단위 : 건, 일, 회, 원)  
Unit : Claim, Day, Time, KRW

진료비 (천 원) Medical Expenses(KRW 1,000)		원외 처방률 Prescription rate (%)	원외처방 횟수당 처방일수 Prescription days per prescription time	건당 입내원일수 Visits per Claim	건당 진료비 Medical Expenses perclaim	건당 급여비 Benefit per claim	일당진료비 Medical Expenses per day	
계 Total	급여비 Benefit						입내원 Visit	요양급여 Reimbursed
<b>3,743,174,094</b>	<b>2,803,607,021</b>	-	-	<b>1.12</b>	<b>68,214</b>	<b>51,092</b>	<b>60,809</b>	<b>9,290</b>
2,920,252,902	2,204,417,780	-	17.60	1.19	81,715	61,684	68,842	46,351
1,405,554,220	1,116,099,248	-	11.91	9.22	1,717,620	1,363,899	186,329	145,081
1,514,698,681	1,088,318,531	55.67	17.61	1.00	43,378	31,167	43,430	28,410
499,791,401	388,613,810	-	63.17	1.35	373,625	290,513	276,205	116,000
345,417,293	288,245,190	-	15.04	6.42	3,923,636	3,274,211	610,753	316,284
154,374,108	100,368,620	45.50	63.18	1.00	123,534	80,318	124,101	47,995
550,047,432	396,734,769	-	39.34	1.34	195,891	141,291	146,418	88,954
353,395,291	277,898,495	-	9.92	5.84	1,794,723	1,411,311	307,175	184,087
196,652,142	118,836,273	47.61	39.41	1.00	75,316	45,513	75,455	46,122
282,114,224	206,656,294	-	15.28	1.32	113,778	83,345	86,001	69,441
179,919,187	140,008,871	-	15.99	8.06	1,581,276	1,230,512	196,070	118,842
102,195,037	66,647,423	60.14	15.28	1.00	43,198	28,172	43,253	40,097
382,787,127	296,777,357	-	27.57	9.48	888,481	688,845	93,688	88,313
374,969,172	291,108,185	-	6.61	13.91	1,324,844	1,028,545	95,219	93,859
7,817,955	5,669,172	38.94	27.59	1.00	52,894	38,356	52,904	23,036
28,377,999	22,413,876	-	27.45	4.42	432,994	341,993	97,955	19,147
24,537,406	19,636,426	-	28.95	21.68	2,263,390	1,811,311	104,412	95,947
3,840,593	2,777,451	4.38	27.44	1.00	70,215	50,778	70,216	3,132
829,831,545	640,184,508	-	14.77	1.01	38,136	29,421	37,577	26,208
86,930,139	69,845,815	-	7.62	5.02	1,068,660	858,637	213,054	154,781
742,901,407	570,338,693	70.97	14.77	1.00	34,269	26,309	34,274	23,886
7,250,917	4,537,340	-	6.02	0.99	80,132	50,144	80,666	80,607
-	-	-	-	-	-	-	-	-
7,250,917	4,537,340	19.41	6.02	0.99	80,132	50,144	80,666	80,607
189,665,656	134,935,920	-	3.44	0.99	70,846	50,402	71,523	71,427
9	7	-	-	-	9,340	7,480	-	-
189,665,647	134,935,912	22.92	3.44	0.99	70,846	50,402	71,523	71,427
-	-	-	-	-	-	-	-	-
-	-	-	-	-	-	-	-	-
-	-	-	-	-	-	-	-	-
3,213,400	2,390,399	-	26.39	1.00	34,305	25,519	34,169	28,131
28,647	23,322	-	30.00	7.78	520,849	424,034	66,931	63,801
3,184,753	2,367,077	59.33	26.39	1.00	34,019	25,285	34,019	27,991
272,880	237,179	-	53.05	1.00	5,892	5,121	5,892	4,608
-	-	-	-	-	-	-	-	-
272,880	237,179	67.62	53.05	1.00	5,892	5,121	5,892	4,608
3,438,864	2,531,197	-	48.37	1.00	28,330	20,853	28,330	1,997
-	-	-	-	-	-	-	-	-
3,438,864	2,531,197	16.33	48.37	1.00	28,330	20,853	28,330	1,997
4,519,235	3,793,731	-	-	1.00	13,367	11,222	13,332	2,075
-	-	-	-	-	-	-	-	-
4,519,235	3,793,731	-	-	1.00	13,367	11,222	13,332	2,075
43,683,442	31,055,042	-	21.33	2.21	204,021	145,041	92,468	80,150
37,727,454	27,389,504	-	19.00	7.23	908,964	659,893	125,710	117,464
5,955,989	3,665,538	8.11	21.46	1.00	34,506	21,236	34,567	26,608
95,258,778	73,556,358	-	-	1.01	29,088	22,461	28,870	26,431
2,629,623	1,943,433	-	-	10.02	934,479	690,630	93,216	93,140
92,629,154	71,612,925	-	-	1.00	28,310	21,887	28,315	25,904
822,921,193	599,189,241	-	-	1.00	43,002	31,311	43,002	2,421
822,518,132	598,943,952	-	-	1.00	43,096	31,382	43,096	2,421
403,060	245,289	-	-	1.00	7,886	4,799	7,886	2,692

Note : 1) According to the review result

2) Psychiatric hospital was newly added to provider type classification as per the amendment of the Medical Service Act (Article 3-2-3, March 5, 2021)

제Ⅳ-4-14표  
Table IV-4-14

요양기관 소재지별  
Review Records by Location

구 분 Division			청 구 건 수 Claims	일 수 Number of Days		원외처방횟수 Prescription times	원외처방일수 Prescription days
				입 내 원 Visit	요 양 급 여 Reimbursed		
<b>총 계 Total</b>			<b>50,747,233</b>	<b>57,825,686</b>	<b>365,775,108</b>	<b>-</b>	<b>-</b>
의료기관 및 보건기관 Medical institution and Community health agency	소 계 Subtotal	소계 Subtotal	33,282,107	40,360,560	59,418,160	17,799,185	306,260,709
		입원 Inpatient	809,390	7,933,660	11,198,274	18,723	269,804
		외래 Outpatient	32,472,717	32,426,900	48,219,886	17,780,462	305,990,905
	상 급 중 합 병 원 Tertiary hospital	소계 Subtotal	439,593	590,137	1,564,614	121,802	8,915,450
		입원 Inpatient	42,188	194,950	511,628	5,200	112,317
		외래 Outpatient	397,405	395,187	1,052,986	116,602	8,803,133
	종 합 병 원 General hospital	소계 Subtotal	3,591,311	4,985,366	9,732,772	1,871,902	60,430,849
		입원 Inpatient	214,515	1,611,704	3,141,335	4,915	55,523
		외래 Outpatient	3,376,796	3,373,662	6,591,437	1,866,987	60,375,326
	병 원 Hospital	소계 Subtotal	4,006,669	5,260,425	7,257,128	2,399,711	34,620,796
		입원 Inpatient	174,090	1,428,702	2,621,384	4,837	52,081
		외래 Outpatient	3,832,579	3,831,723	4,635,744	2,394,874	34,568,715
	요 양 병 원 Healthcare Institute	소계 Subtotal	431,542	3,997,762	4,312,880	20,560	564,845
		입원 Inpatient	277,525	3,843,756	3,912,277	61	1,222
		외래 Outpatient	154,017	154,006	400,603	20,499	563,623
	정 신 병 원 Psychiatric hospital	소계 Subtotal	43,747	277,933	1,146,238	3,958	110,194
		입원 Inpatient	10,255	244,445	265,614	5	105
		외래 Outpatient	33,492	33,488	880,624	3,953	110,089
	의 원 Clinic	소계 Subtotal	19,034,644	19,302,343	25,803,210	12,744,518	194,842,706
		입원 Inpatient	57,010	340,193	469,047	3,232	40,971
		외래 Outpatient	18,977,634	18,962,150	25,334,163	12,741,286	194,801,735
	치 과 병 원 Dental hospital	소계 Subtotal	150,625	149,555	149,961	28,273	116,731
		입원 Inpatient	-	-	-	-	-
		외래 Outpatient	150,625	149,555	149,961	28,273	116,731
	치 과 의 원 Dental clinic	소계 Subtotal	2,196,053	2,172,945	2,173,345	498,708	1,735,367
		입원 Inpatient	-	-	-	-	-
		외래 Outpatient	2,196,053	2,172,945	2,173,345	498,708	1,735,367
	조 산 원 Midwifery clinic	소계 Subtotal	-	-	-	-	-
		입원 Inpatient	-	-	-	-	-
		외래 Outpatient	-	-	-	-	-
	보 건 의 료 원 Hospitalized healthcenter	소계 Subtotal	31,277	31,277	294,119	17,899	694,248
		입원 Inpatient	-	-	-	-	-
		외래 Outpatient	31,277	31,277	294,119	17,899	694,248
	보 건 소 Health center	소계 Subtotal	64,121	64,121	98,018	33,067	1,701,464
		입원 Inpatient	-	-	-	-	-
		외래 Outpatient	64,121	64,121	98,018	33,067	1,701,464
	보 건 지 소 Health subcenter	소계 Subtotal	212,765	212,765	1,712,617	52,011	2,389,525
		입원 Inpatient	-	-	-	-	-
		외래 Outpatient	212,765	212,765	1,712,617	52,011	2,389,525
	보 건 진 료 소 Primary health carepost	소계 Subtotal	347,989	348,275	1,999,353	-	-
		입원 Inpatient	-	-	-	-	-
		외래 Outpatient	347,989	348,275	1,999,353	-	-
	한 방 병 원 Korean medicine hospital	소계 Subtotal	173,646	388,722	435,935	6,776	138,534
		입원 Inpatient	31,744	246,820	253,764	473	7,585
		외래 Outpatient	141,902	141,902	182,171	6,303	130,949
	한 의 원 Korean medicine clinic	소계 Subtotal	2,558,125	2,578,934	2,737,970	-	-
		입원 Inpatient	2,063	23,090	23,225	-	-
		외래 Outpatient	2,556,062	2,555,844	2,714,745	-	-
약 국 Pharmacy	소 계 Subtotal	소계 Subtotal	17,465,126	17,465,126	306,356,948	-	-
		처방 Prescription	17,464,476	17,464,476	306,355,421	-	-
		직접 Without prescription	650	650	1,527	-	-

주 : 1) 심사일 기준  
2) 「의료법」 제 3 조제 2 항제 3 호 개정(2021.3.5. 시행)에 따라 요양기관 종별 구분으로 정신병원 신설

# 진료비 심사실적(전남)

of the Provider(Jeonnam)

(단위 : 건, 일, 회, 원)  
Unit : Claim, Day, Time, KRW

진료비 (천 원) Medical Expenses(KRW 1,000)		원외 처방률 Prescription rate (%)	원외처방 횟수당 처방일수 Prescription days per prescription time	건당 입내원일수 Visits per Claim	건당 진료비 Medical Expenses perclaim	건당 급여비 Benefit per claim	일당진료비 Medical Expenses per day	
계 Total	급여비 Benefit						입내원 Visit	요양급여 Reimbursed
<b>3,497,837,850</b>	<b>2,643,599,662</b>	-	-	<b>1.14</b>	<b>68,927</b>	<b>52,093</b>	<b>60,489</b>	<b>9,563</b>
2,751,138,061	2,100,117,285	-	17.21	1.21	82,661	63,100	68,164	46,301
1,305,153,439	1,035,576,330	-	14.41	9.80	1,612,515	1,279,453	164,508	116,550
1,445,984,622	1,064,540,955	54.83	17.21	1.00	44,529	32,783	44,592	29,987
263,491,896	229,693,417	-	73.20	1.34	599,400	522,514	446,493	168,407
144,526,914	126,726,583	-	21.60	4.62	3,425,783	3,003,854	741,354	282,484
118,964,982	102,966,834	29.51	75.50	0.99	299,355	259,098	301,035	112,979
680,468,360	495,262,614	-	32.28	1.39	189,476	137,906	136,493	69,915
444,817,475	349,883,367	-	11.30	7.51	2,073,596	1,631,044	275,992	141,601
235,650,885	145,379,247	55.34	32.34	1.00	69,785	43,052	69,850	35,751
449,244,658	337,644,979	-	14.43	1.31	112,124	84,271	85,401	61,904
266,672,181	211,185,952	-	10.77	8.21	1,531,806	1,213,085	186,653	101,730
182,572,477	126,459,027	62.50	14.43	1.00	47,637	32,996	47,648	39,384
344,903,891	266,672,745	-	27.47	9.26	799,236	617,953	86,274	79,971
336,828,131	260,902,782	-	20.03	13.85	1,213,686	940,106	87,630	86,095
8,075,760	5,769,963	13.31	27.50	1.00	52,434	37,463	52,438	20,159
23,947,587	18,870,607	-	27.84	6.35	547,411	431,358	86,163	20,892
21,298,986	16,867,420	-	21.00	23.84	2,076,937	1,644,800	87,132	80,188
2,648,602	2,003,187	11.80	27.85	1.00	79,082	59,811	79,091	3,008
699,650,851	540,263,500	-	15.29	1.01	36,757	28,383	36,247	27,115
60,799,691	47,818,201	-	12.68	5.97	1,066,474	838,769	178,721	129,624
638,851,160	492,445,299	67.19	15.29	1.00	33,663	25,949	33,691	25,217
10,550,574	6,815,441	-	4.13	0.99	70,045	45,248	70,546	70,355
-	-	-	-	-	-	-	-	-
10,550,574	6,815,441	18.90	4.13	0.99	70,045	45,248	70,546	70,355
161,049,923	114,376,068	-	3.48	0.99	73,336	52,083	74,116	74,102
-	-	-	-	-	-	-	-	-
161,049,923	114,376,068	22.95	3.48	0.99	73,336	52,083	74,116	74,102
-	-	-	-	-	-	-	-	-
-	-	-	-	-	-	-	-	-
-	-	-	-	-	-	-	-	-
919,104	697,607	-	38.79	1.00	29,386	22,304	29,386	3,125
-	-	-	-	-	-	-	-	-
919,104	697,607	57.23	38.79	1.00	29,386	22,304	29,386	3,125
394,705	327,975	-	51.46	1.00	6,156	5,115	6,156	4,027
-	-	-	-	-	-	-	-	-
394,705	327,975	51.57	51.46	1.00	6,156	5,115	6,156	4,027
3,757,392	2,838,197	-	45.94	1.00	17,660	13,340	17,660	2,194
-	-	-	-	-	-	-	-	-
3,757,392	2,838,197	24.45	45.94	1.00	17,660	13,340	17,660	2,194
4,286,226	3,645,068	-	-	1.00	12,317	10,475	12,307	2,144
-	-	-	-	-	-	-	-	-
4,286,226	3,645,068	-	-	1.00	12,317	10,475	12,307	2,144
32,456,031	23,334,116	-	20.44	2.24	186,909	134,378	83,494	74,452
27,887,161	20,462,646	-	16.04	7.78	878,502	644,615	112,986	109,894
4,568,870	2,871,471	4.44	20.78	1.00	32,197	20,236	32,197	25,080
76,016,862	59,674,950	-	-	1.01	29,716	23,328	29,476	27,764
2,322,900	1,729,381	-	-	11.19	1,125,982	838,284	100,602	100,017
73,693,962	57,945,570	-	-	1.00	28,831	22,670	28,834	27,146
746,699,789	543,482,377	-	-	1.00	42,754	31,118	42,754	2,437
746,693,381	543,478,454	-	-	1.00	42,755	31,119	42,755	2,437
6,408	3,923	-	-	1.00	9,858	6,035	9,858	4,196

Note : 1) According to the review result

2) Psychiatric hospital was newly added to provider type classification as per the amendment of the Medical Service Act (Article 3-2-3, March 5, 2021)

제Ⅳ-4-15표  
Table IV-4-15

요양기관 소재지별  
Review Records by Location

구 분 Division			청 구 건 수 Claims	일 수 Number of Days		원외처방횟수 Prescription times	원외처방일수 Prescription days
				입 내 원 Visit	요 양 급 여 Reimbursed		
<b>총 계 Total</b>			<b>65,204,287</b>	<b>71,680,964</b>	<b>489,431,619</b>	<b>-</b>	<b>-</b>
의료기관 및 보건기관 Medical institution and Community health agency	소 계 Subtotal	소계 Subtotal	41,630,145	48,106,822	72,908,811	23,771,718	415,256,203
		입원 Inpatient	751,603	7,282,600	9,508,617	6,229	71,198
		외래 Outpatient	40,878,542	40,824,222	63,400,194	23,765,489	415,185,005
	상 급 중 합 병 원 Tertiary hospital	소계 Subtotal	-	-	-	-	-
		입원 Inpatient	-	-	-	-	-
		외래 Outpatient	-	-	-	-	-
	종 합 병 원 General hospital	소계 Subtotal	4,875,042	6,288,506	11,140,787	2,314,407	97,136,521
		입원 Inpatient	310,994	1,743,589	3,329,739	1,882	38,527
		외래 Outpatient	4,564,048	4,544,917	7,811,048	2,312,525	97,097,994
	병 원 Hospital	소계 Subtotal	2,652,997	3,220,321	4,692,120	1,496,908	28,043,484
		입원 Inpatient	77,195	646,718	1,123,216	1,471	16,303
		외래 Outpatient	2,575,802	2,573,603	3,568,904	1,495,437	28,027,181
	요 양 병 원 Healthcare Institute	소계 Subtotal	523,312	4,471,761	5,149,047	76,225	1,680,614
		입원 Inpatient	286,879	4,235,424	4,294,654	101	628
		외래 Outpatient	236,433	236,337	854,393	76,124	1,679,986
	정 신 병 원 Psychiatric hospital	소계 Subtotal	125,488	572,279	2,788,683	7,968	259,874
		입원 Inpatient	23,587	470,378	500,256	90	1,774
		외래 Outpatient	101,901	101,901	2,288,427	7,878	258,100
	의 원 Clinic	소계 Subtotal	25,449,226	25,561,785	33,735,628	18,989,799	275,218,365
		입원 Inpatient	50,449	166,412	238,269	2,641	13,528
		외래 Outpatient	25,398,777	25,395,373	33,497,359	18,987,158	275,204,837
	치 과 병 원 Dental hospital	소계 Subtotal	206,824	204,952	204,952	41,936	144,191
		입원 Inpatient	-	-	-	-	-
		외래 Outpatient	206,824	204,952	204,952	41,936	144,191
	치 과 의 원 Dental clinic	소계 Subtotal	2,889,848	2,862,703	2,866,080	643,231	2,136,677
		입원 Inpatient	4	1	1	-	-
		외래 Outpatient	2,889,844	2,862,702	2,866,079	643,231	2,136,677
	조 산 원 Midwifery clinic	소계 Subtotal	30	90	90	-	-
		입원 Inpatient	30	90	90	-	-
		외래 Outpatient	-	-	-	-	-
	보 건 의 료 원 Hospitalized healthcenter	소계 Subtotal	77,474	79,174	477,065	42,168	1,399,445
		입원 Inpatient	268	1,968	3,050	32	370
		외래 Outpatient	77,206	77,206	474,015	42,136	1,399,075
	보 건 소 Health center	소계 Subtotal	143,119	143,119	147,296	112,009	6,835,405
		입원 Inpatient	-	-	-	-	-
		외래 Outpatient	143,119	143,119	147,296	112,009	6,835,405
	보 건 지 소 Health subcenter	소계 Subtotal	232,904	232,904	3,894,603	45,911	2,387,793
		입원 Inpatient	-	-	-	-	-
		외래 Outpatient	232,904	232,904	3,894,603	45,911	2,387,793
	보 건 진 료 소 Primary health carepost	소계 Subtotal	398,711	398,759	3,400,809	-	-
		입원 Inpatient	-	-	-	-	-
		외래 Outpatient	398,711	398,759	3,400,809	-	-
	한 방 병 원 Korean medicine hospital	소계 Subtotal	52,697	66,675	82,193	1,156	13,834
		입원 Inpatient	1,967	15,945	17,259	12	68
		외래 Outpatient	50,730	50,730	64,934	1,144	13,766
	한 의 원 Korean medicine clinic	소계 Subtotal	4,002,473	4,003,794	4,329,458	-	-
		입원 Inpatient	230	2,075	2,083	-	-
		외래 Outpatient	4,002,243	4,001,719	4,327,375	-	-
약 국 Pharmacy	소 계 Subtotal	소계 Subtotal	23,574,142	23,574,142	416,522,808	-	-
		처방 Prescription	23,501,789	23,501,789	416,326,190	-	-
		직접 Without prescription	72,353	72,353	196,618	-	-

주 : 1) 심사일 기준  
2) 「의료법」 제 3 조제 2 항제 3 호 개정(2021.3.5. 시행)에 따라 요양기관 종별 구분으로 정신병원 신설

# 진료비 심사실적(경북)

of the Provider(Gyongbuk)

(단위 : 건, 일, 회, 원)  
Unit : Claim, Day, Time, KRW

진료비 (천 원) Medical Expenses(KRW 1,000)		원 외 처방률 Prescription rate (%)	원외처방 횟수당 처방일수 Prescription days per prescription time	건 당 입내원일수 Visits per Claim	건 당 진료비 Medical Expenses perclaim	건 당 급여비 Benefit per claim	일 당 진료비 Medical Expenses per day	
계 Total	급여비 Benefit						입 내 원 Visit	요 양 급여 Reimbursed
<b>3,884,511,877</b>	<b>2,865,036,404</b>	-	-	<b>1.10</b>	<b>59,574</b>	<b>43,939</b>	<b>54,192</b>	<b>7,937</b>
2,947,364,751	2,194,067,030	-	17.47	1.16	70,799	52,704	61,267	40,425
1,230,852,927	971,449,311	-	11.43	9.69	1,637,637	1,292,503	169,013	129,446
1,716,511,823	1,222,617,719	58.21	17.47	1.00	41,991	29,909	42,046	27,074
-	-	-	-	-	-	-	-	-
-	-	-	-	-	-	-	-	-
-	-	-	-	-	-	-	-	-
976,965,650	712,752,688	-	41.97	1.29	200,401	146,204	155,357	87,693
630,779,107	505,437,424	-	20.47	5.61	2,028,268	1,625,232	361,771	189,438
346,186,543	207,315,264	50.88	41.99	1.00	75,851	45,424	76,170	44,320
262,893,019	189,524,391	-	18.73	1.21	99,093	71,438	81,636	56,029
133,202,805	103,903,383	-	11.08	8.38	1,725,537	1,345,986	205,967	118,591
129,690,214	85,621,008	58.11	18.74	1.00	50,349	33,241	50,392	36,339
388,515,833	298,778,074	-	22.05	8.55	742,417	570,937	86,882	75,454
375,510,295	288,873,249	-	6.22	14.76	1,308,950	1,006,952	88,659	87,437
13,005,538	9,904,824	32.21	22.07	1.00	55,007	41,893	55,030	15,222
46,547,425	36,175,738	-	32.61	4.56	370,931	288,280	81,337	16,692
39,828,841	31,264,609	-	19.71	19.94	1,688,593	1,325,502	84,674	79,617
6,718,585	4,911,129	7.73	32.76	1.00	65,932	48,195	65,932	2,936
907,264,393	691,002,756	-	14.49	1.00	35,650	27,152	35,493	26,893
49,055,142	40,120,245	-	5.12	3.30	972,371	795,263	294,781	205,881
858,209,251	650,882,511	74.77	14.49	1.00	33,789	25,627	33,794	25,620
14,295,096	9,151,090	-	3.44	0.99	69,117	44,246	69,749	69,749
-	-	-	-	-	-	-	-	-
14,295,096	9,151,090	20.46	3.44	0.99	69,117	44,246	69,749	69,749
214,882,386	152,409,296	-	3.32	0.99	74,358	52,740	75,063	74,974
250	200	-	-	0.25	62,395	49,918	249,580	249,580
214,882,137	152,409,096	22.47	3.32	0.99	74,358	52,740	75,063	74,974
95,030	94,169	-	-	3.00	3,167,653	3,138,963	1,055,884	1,055,884
95,030	94,169	-	-	3.00	3,167,653	3,138,963	1,055,884	1,055,884
-	-	-	-	-	-	-	-	-
2,803,694	2,096,596	-	33.19	1.02	36,189	27,062	35,412	5,877
173,233	140,443	-	11.56	7.34	646,391	524,040	88,025	56,798
2,630,461	1,956,153	54.58	33.20	1.00	34,071	25,337	34,071	5,549
786,553	697,325	-	61.03	1.00	5,496	4,872	5,496	5,340
-	-	-	-	-	-	-	-	-
786,553	697,325	78.26	61.03	1.00	5,496	4,872	5,496	5,340
7,612,497	5,572,247	-	52.01	1.00	32,685	23,925	32,685	1,955
-	-	-	-	-	-	-	-	-
7,612,497	5,572,247	19.71	52.01	1.00	32,685	23,925	32,685	1,955
6,604,111	5,365,752	-	-	1.00	16,564	13,458	16,562	1,942
-	-	-	-	-	-	-	-	-
6,604,111	5,365,752	-	-	1.00	16,564	13,458	16,562	1,942
3,606,999	2,448,780	-	11.97	1.27	68,448	46,469	54,098	43,885
1,997,784	1,462,726	-	5.67	8.11	1,015,650	743,633	125,292	115,753
1,609,215	986,054	2.26	12.03	1.00	31,721	19,437	31,721	24,782
114,492,064	87,998,127	-	-	1.00	28,605	21,986	28,596	26,445
210,441	152,863	-	-	9.02	914,963	664,623	101,418	101,028
114,281,623	87,845,264	-	-	1.00	28,554	21,949	28,558	26,409
937,147,126	670,969,374	-	-	1.00	39,753	28,462	39,753	2,250
936,643,723	670,663,020	-	-	1.00	39,854	28,537	39,854	2,250
503,403	306,354	-	-	1.00	6,958	4,234	6,958	2,560

Note : 1) According to the review result

2) Psychiatric hospital was newly added to provider type classification as per the amendment of the Medical Service Act (Article 3-2-3, March 5, 2021)

제Ⅳ-4-16표  
Table IV-4-16

요양기관 소재지별  
Review Records by Location

구 분 Division			청 구 건 수 Claims	일 수 Number of Days		원외처방횟수 Prescription times	원외처방일수 Prescription days
				입 내 원 Visit	요 양 급 여 Reimbursed		
<b>총 계 Total</b>			<b>87,754,967</b>	<b>97,974,103</b>	<b>621,713,380</b>	<b>-</b>	<b>-</b>
의료기관 및 보건기관 Medical institution and Community health agency	소 계 Subtotal	소계 Subtotal	57,453,404	67,672,540	101,048,355	30,640,120	519,986,601
		입원 Inpatient	1,209,555	11,615,845	16,272,934	11,228	129,465
		외래 Outpatient	56,243,849	56,056,695	84,775,421	30,628,892	519,857,136
	상 급 중 합 병 원 Tertiary hospital	소계 Subtotal	2,159,689	2,829,279	5,559,112	850,086	59,381,924
		입원 Inpatient	147,171	827,548	1,865,735	245	9,171
		외래 Outpatient	2,012,518	2,001,731	3,693,377	849,841	59,372,753
	종 합 병 원 General hospital	소계 Subtotal	6,040,556	7,250,386	11,926,230	2,295,741	81,124,071
		입원 Inpatient	243,784	1,579,760	3,114,354	2,985	44,640
		외래 Outpatient	5,796,772	5,670,626	8,811,876	2,292,756	81,079,431
	병 원 Hospital	소계 Subtotal	7,082,424	9,008,104	11,977,877	4,177,794	63,377,238
		입원 Inpatient	287,717	2,216,838	3,836,294	5,123	46,500
		외래 Outpatient	6,794,707	6,791,266	8,141,583	4,172,671	63,330,738
	요 양 병 원 Healthcare Institute	소계 Subtotal	676,029	6,035,114	6,595,918	101,430	2,330,717
		입원 Inpatient	377,492	5,736,586	5,954,198	460	4,258
		외래 Outpatient	298,537	298,528	641,720	100,970	2,326,459
	정 신 병 원 Psychiatric hospital	소계 Subtotal	165,340	888,557	3,906,673	7,810	186,647
		입원 Inpatient	35,165	758,385	826,578	61	357
		외래 Outpatient	130,175	130,172	3,080,095	7,749	186,290
	의 원 Clinic	소계 Subtotal	31,017,484	31,283,599	43,434,432	22,181,192	304,020,929
		입원 Inpatient	99,729	372,823	528,569	2,177	20,813
		외래 Outpatient	30,917,755	30,910,776	42,905,863	22,179,015	304,000,116
	치 과 병 원 Dental hospital	소계 Subtotal	438,442	441,001	453,792	87,717	459,705
		입원 Inpatient	1,955	7,322	20,090	1	1
		외래 Outpatient	436,487	433,679	433,702	87,716	459,704
	치 과 의 원 Dental clinic	소계 Subtotal	4,009,504	3,972,747	3,975,292	810,352	2,808,354
		입원 Inpatient	2	1	2	-	-
		외래 Outpatient	4,009,502	3,972,746	3,975,290	810,352	2,808,354
	조 산 원 Midwifery clinic	소계 Subtotal	30	61	63	-	-
		입원 Inpatient	30	61	63	-	-
		외래 Outpatient	-	-	-	-	-
	보 건 의 료 원 Hospitalized healthcenter	소계 Subtotal	23,276	23,276	23,540	18,888	653,969
		입원 Inpatient	-	-	-	-	-
		외래 Outpatient	23,276	23,276	23,540	18,888	653,969
	보 건 소 Health center	소계 Subtotal	109,150	109,150	125,999	67,745	3,653,991
		입원 Inpatient	-	-	-	-	-
		외래 Outpatient	109,150	109,150	125,999	67,745	3,653,991
	보 건 지 소 Health subcenter	소계 Subtotal	210,308	210,308	3,946,125	36,807	1,942,121
		입원 Inpatient	-	-	-	-	-
		외래 Outpatient	210,308	210,308	3,946,125	36,807	1,942,121
	보 건 진 료 소 Primary health carepost	소계 Subtotal	302,029	302,902	3,415,478	-	-
		입원 Inpatient	-	-	-	-	-
		외래 Outpatient	302,029	302,902	3,415,478	-	-
	한 방 병 원 Korean medicine hospital	소계 Subtotal	188,878	282,125	356,671	4,558	46,935
		입원 Inpatient	15,752	109,003	119,425	176	3,725
		외래 Outpatient	173,126	173,122	237,246	4,382	43,210
	한 의 원 Korean medicine clinic	소계 Subtotal	5,030,265	5,035,931	5,351,153	-	-
		입원 Inpatient	758	7,518	7,626	-	-
		외래 Outpatient	5,029,507	5,028,413	5,343,527	-	-
약 국 Pharmacy	소 계 Subtotal	소계 Subtotal	30,301,563	30,301,563	520,665,025	-	-
		처방 Prescription	30,224,363	30,224,363	520,440,459	-	-
		직접 Without prescription	77,200	77,200	224,566	-	-

주 : 1) 심사일 기준  
2) 「의료법」 제 3 조제 2 항제 3 호 개정(2021.3.5. 시행)에 따라 요양기관 종별 구분으로 정신병원 신설



# 진료비 심사실적(경남)

## of the Provider(Gyeongnam)

(단위 : 건, 일, 회, 원)  
Unit : Claim, Day, Time, KRW

진료비 (천 원) Medical Expenses(KRW 1,000)		원 외 처방률 Prescription rate (%)	원외처방 횟수당 처방일수 Prescription days per prescription time	건 당 입내원일수 Visits per Claim	건 당 진료비 Medical Expenses perclaim	건 당 급여비 Benefit per claim	일 당 진료비 Medical Expenses per day	
계 Total	급여비 Benefit						입 내 원 Visit	요양급여 Reimbursed
<b>5,993,697,991</b>	<b>4,442,639,647</b>	-	-	<b>1.12</b>	<b>68,300</b>	<b>50,626</b>	<b>61,176</b>	<b>9,641</b>
4,783,118,404	3,568,641,003	-	16.97	1.18	83,252	62,114	70,680	47,335
2,160,890,850	1,726,433,218	-	11.53	9.60	1,786,517	1,427,329	186,030	132,790
2,622,227,554	1,842,207,785	54.64	16.97	1.00	46,622	32,754	46,778	30,931
779,317,306	613,780,428	-	69.85	1.31	360,847	284,199	275,447	140,187
505,655,520	430,335,170	-	37.43	5.62	3,435,837	2,924,049	611,029	271,022
273,661,785	183,445,258	42.46	69.86	0.99	135,980	91,152	136,713	74,095
931,180,273	649,400,077	-	35.34	1.20	154,155	107,507	128,432	78,078
495,691,165	390,949,207	-	14.95	6.48	2,033,321	1,603,670	313,776	159,163
435,489,108	258,450,870	40.43	35.36	0.98	75,126	44,585	76,797	49,421
776,421,766	574,197,215	-	15.17	1.27	109,627	81,074	86,191	64,821
455,529,014	357,244,711	-	9.08	7.70	1,583,254	1,241,653	205,486	118,742
320,892,751	216,952,504	61.44	15.18	1.00	47,227	31,930	47,251	39,414
529,478,023	407,005,698	-	22.98	8.93	783,218	602,054	87,733	80,274
512,883,788	394,919,107	-	9.26	15.20	1,358,661	1,046,165	89,406	86,138
16,594,235	12,086,592	33.82	23.04	1.00	55,585	40,486	55,587	25,859
79,913,876	62,397,750	-	23.90	5.37	483,331	377,391	89,937	20,456
70,947,196	55,892,662	-	5.85	21.57	2,017,551	1,589,440	93,550	85,832
8,966,680	6,505,088	5.95	24.04	1.00	68,882	49,972	68,883	2,911
1,196,184,146	907,100,500	-	13.71	1.01	38,565	29,245	38,237	27,540
102,580,150	83,806,258	-	9.56	3.74	1,028,589	840,340	275,144	194,071
1,093,603,996	823,294,242	71.75	13.71	1.00	35,371	26,629	35,379	25,488
32,533,115	21,268,174	-	5.24	1.01	74,202	48,509	73,771	71,692
2,979,988	2,351,583	-	1.00	3.75	1,524,291	1,202,856	406,991	148,332
29,553,126	18,916,590	20.23	5.24	0.99	67,707	43,338	68,145	68,142
278,115,873	197,392,304	-	3.47	0.99	69,364	49,231	70,006	69,961
51	41	-	-	0.50	25,415	20,335	50,830	25,415
278,115,822	197,392,264	20.40	3.47	0.99	69,364	49,231	70,006	69,961
38,539	38,132	-	-	2.03	1,284,632	1,271,054	631,786	611,729
38,539	38,132	-	-	2.03	1,284,632	1,271,054	631,786	611,729
-	-	-	-	-	-	-	-	-
500,659	378,525	-	34.62	1.00	21,510	16,262	21,510	21,268
-	-	-	-	-	-	-	-	-
500,659	378,525	81.15	34.62	1.00	21,510	16,262	21,510	21,268
597,346	513,232	-	53.94	1.00	5,473	4,702	5,473	4,741
-	-	-	-	-	-	-	-	-
597,346	513,232	62.07	53.94	1.00	5,473	4,702	5,473	4,741
7,554,293	5,421,567	-	52.76	1.00	35,920	25,779	35,920	1,914
-	-	-	-	-	-	-	-	-
7,554,293	5,421,567	17.50	52.76	1.00	35,920	25,779	35,920	1,914
6,280,769	4,807,294	-	-	1.00	20,795	15,917	20,735	1,839
-	-	-	-	-	-	-	-	-
6,280,769	4,807,294	-	-	1.00	20,795	15,917	20,735	1,839
19,521,439	13,855,599	-	10.30	1.49	103,355	73,357	69,194	54,732
13,841,516	10,341,820	-	21.16	6.92	878,715	656,540	126,983	115,901
5,679,923	3,513,779	2.53	9.86	1.00	32,808	20,296	32,809	23,941
145,480,982	111,084,508	-	-	1.00	28,921	22,083	28,889	27,187
743,922	554,527	-	-	9.92	981,427	731,566	98,952	97,551
144,737,060	110,529,982	-	-	1.00	28,778	21,976	28,784	27,086
1,210,579,588	873,998,644	-	-	1.00	39,951	28,843	39,951	2,325
1,210,108,838	873,711,899	-	-	1.00	40,038	28,908	40,038	2,325
470,750	286,745	-	-	1.00	6,098	3,714	6,098	2,096

Note : 1) According to the review result

2) Psychiatric hospital was newly added to provider type classification as per the amendment of the Medical Service Act (Article 3-2-3, March 5, 2021)

제IV-4-17표

Table IV-4-17

## 요양기관 소재지별

## Review Records by Location

구 분 Division			청 구 건 수 Claims	일 수 Number of Days		원외처방횟수 Prescription times	원외처방일수 Prescription days
				입 내 원 Visit	요 양 급 여 Reimbursed		
<b>총 계 Total</b>			<b>19,180,499</b>	<b>20,128,283</b>	<b>131,668,982</b>	<b>-</b>	<b>-</b>
의료기관 및 보건기관 Medical institution and Community health agency	소 계 Subtotal	소계 Subtotal	12,774,795	13,722,579	19,017,915	6,564,943	115,401,617
		입원 Inpatient	168,174	1,126,681	1,810,137	1,646	14,926
		외래 Outpatient	12,606,621	12,595,898	17,207,778	6,563,297	115,386,691
	상 급 중 합 병 원 Tertiary hospital	소계 Subtotal	-	-	-	-	-
		입원 Inpatient	-	-	-	-	-
		외래 Outpatient	-	-	-	-	-
	종 합 병 원 General hospital	소계 Subtotal	1,824,792	2,347,883	3,982,636	800,947	40,984,398
		입원 Inpatient	119,755	644,273	1,236,931	1,440	13,538
		외래 Outpatient	1,705,037	1,703,610	2,745,705	799,507	40,970,860
	병 원 Hospital	소계 Subtotal	266,095	364,754	559,372	92,341	2,393,348
		입원 Inpatient	10,515	109,204	173,884	48	581
		외래 Outpatient	255,580	255,550	385,488	92,293	2,392,767
	요 양 병 원 Healthcare Institute	소계 Subtotal	29,136	307,161	313,422	5,374	181,563
		입원 Inpatient	17,686	295,711	300,706	3	9
		외래 Outpatient	11,450	11,450	12,716	5,371	181,554
	정 신 병 원 Psychiatric hospital	소계 Subtotal	5,829	32,019	112,489	449	10,727
		입원 Inpatient	1,181	27,371	29,030	-	-
		외래 Outpatient	4,648	4,648	83,459	449	10,727
	의 원 Clinic	소계 Subtotal	8,194,470	8,213,973	10,940,217	5,472,701	70,346,182
		입원 Inpatient	17,297	40,958	60,004	154	795
		외래 Outpatient	8,177,173	8,173,015	10,880,213	5,472,547	70,345,387
	치 과 병 원 Dental hospital	소계 Subtotal	8,931	8,849	8,849	2,093	6,767
		입원 Inpatient	-	-	-	-	-
		외래 Outpatient	8,931	8,849	8,849	2,093	6,767
	치 과 의 원 Dental clinic	소계 Subtotal	938,317	933,425	934,396	177,344	612,540
		입원 Inpatient	1	-	-	1	3
		외래 Outpatient	938,316	933,425	934,396	177,343	612,537
	조 산 원 Midwifery clinic	소계 Subtotal	23	69	69	-	-
		입원 Inpatient	23	69	69	-	-
		외래 Outpatient	-	-	-	-	-
	보 건 의 료 원 Hospitalized healthcenter	소계 Subtotal	-	-	-	-	-
		입원 Inpatient	-	-	-	-	-
		외래 Outpatient	-	-	-	-	-
	보 건 소 Health center	소계 Subtotal	25,063	25,063	31,270	10,354	686,217
		입원 Inpatient	-	-	-	-	-
		외래 Outpatient	25,063	25,063	31,270	10,354	686,217
	보 건 지 소 Health subcenter	소계 Subtotal	30,081	30,081	203,907	3,293	179,051
		입원 Inpatient	-	-	-	-	-
		외래 Outpatient	30,081	30,081	203,907	3,293	179,051
	보 건 진 료 소 Primary health carepost	소계 Subtotal	49,949	49,955	418,235	-	-
		입원 Inpatient	-	-	-	-	-
		외래 Outpatient	49,949	49,955	418,235	-	-
	한 방 병 원 Korean medicine hospital	소계 Subtotal	7,625	13,839	14,259	47	824
		입원 Inpatient	1,596	7,810	8,228	-	-
		외래 Outpatient	6,029	6,029	6,031	47	824
	한 의 원 Korean medicine clinic	소계 Subtotal	1,394,484	1,395,508	1,498,794	-	-
		입원 Inpatient	120	1,285	1,285	-	-
		외래 Outpatient	1,394,364	1,394,223	1,497,509	-	-
약 국 Pharmacy	소 계 Subtotal	소계 Subtotal	6,405,704	6,405,704	112,651,067	-	-
		처방 Prescription	6,404,915	6,404,915	112,648,795	-	-
		직접 Without prescription	789	789	2,272	-	-

주 : 1) 심사일 기준

2) 「의료법」 제 3 조제 2 항제 3 호 개정(2021.3.5. 시행)에 따라 요양기관 종별 구분으로 정신병원 신설

# 진료비 심사실적(제주)

of the Provider(Jeju)

(단위 : 건, 일, 회, 원)  
Unit : Claim, Day, Time, KRW

진료비 (천 원) Medical Expenses(KRW 1,000)		원 외 처방률 Prescription rate (%)	원외처방 횟수당 처방일수 Prescription days per prescription time	건 당 입내원일수 Visits per Claim	건 당 진료비 Medical Expenses perclaim	건 당 급여비 Benefit per claim	일 당 진료비 Medical Expenses per day	
계 Total	급여비 Benefit						입 내 원 Visit	요양급여 Reimbursed
<b>1,107,300,895</b>	<b>830,102,488</b>	-	-	<b>1.05</b>	<b>57,731</b>	<b>43,278</b>	<b>55,012</b>	<b>8,410</b>
864,121,714	654,485,560	-	17.58	1.07	67,643	51,233	62,971	45,437
304,572,102	248,873,909	-	9.07	6.70	1,811,053	1,479,860	270,327	168,259
559,549,612	405,611,651	52.11	17.58	1.00	44,385	32,174	44,423	32,517
-	-	-	-	-	-	-	-	-
-	-	-	-	-	-	-	-	-
-	-	-	-	-	-	-	-	-
381,774,226	290,629,979	-	51.17	1.29	209,215	159,267	162,604	95,860
233,892,001	192,358,041	-	9.40	5.38	1,953,088	1,606,263	363,032	189,091
147,882,225	98,271,938	46.93	51.25	1.00	86,733	57,636	86,805	53,859
33,249,331	24,350,170	-	25.92	1.37	124,953	91,509	91,155	59,440
20,065,004	15,811,506	-	12.10	10.39	1,908,227	1,503,710	183,739	115,393
13,184,327	8,538,665	36.12	25.93	1.00	51,586	33,409	51,592	34,202
29,122,977	22,473,574	-	33.79	10.54	999,553	771,334	94,813	92,919
28,402,913	21,976,690	-	3.00	16.72	1,605,955	1,242,604	96,050	94,454
720,064	496,884	46.91	33.80	1.00	62,888	43,396	62,888	56,627
2,900,491	2,328,289	-	23.89	5.49	497,597	399,432	90,587	25,785
2,640,449	2,144,587	-	-	23.18	2,235,774	1,815,908	96,469	90,956
260,042	183,702	9.66	23.89	1.00	55,947	39,523	55,947	3,116
315,517,171	240,132,148	-	12.85	1.00	38,504	29,304	38,412	28,840
18,545,712	15,730,150	-	5.16	2.37	1,072,192	909,415	452,798	309,075
296,971,459	224,401,998	66.96	12.85	1.00	36,317	27,442	36,336	27,295
623,711	396,853	-	3.23	0.99	69,837	44,435	70,484	70,484
-	-	-	-	-	-	-	-	-
623,711	396,853	-	3.23	0.99	69,837	44,435	70,484	70,484
58,719,389	41,723,872	-	3.45	0.99	62,579	44,467	62,907	62,842
6	5	-	3.00	-	6,180	4,950	-	-
58,719,383	41,723,867	19.00	3.45	0.99	62,580	44,467	62,907	62,842
24,434	24,434	-	-	3.00	1,062,340	1,062,340	354,113	354,113
24,434	24,434	-	-	3.00	1,062,340	1,062,340	354,113	354,113
-	-	-	-	-	-	-	-	-
-	-	-	-	-	-	-	-	-
-	-	-	-	-	-	-	-	-
-	-	-	-	-	-	-	-	-
138,186	114,839	-	66.28	1.00	5,514	4,582	5,514	4,419
-	-	-	-	-	-	-	-	-
138,186	114,839	41.31	66.28	1.00	5,514	4,582	5,514	4,419
454,215	338,584	-	54.37	1.00	15,100	11,256	15,100	2,228
-	-	-	-	-	-	-	-	-
454,215	338,584	10.95	54.37	1.00	15,100	11,256	15,100	2,228
809,887	641,761	-	-	1.00	16,214	12,848	16,212	1,936
-	-	-	-	-	-	-	-	-
809,887	641,761	-	-	1.00	16,214	12,848	16,212	1,936
1,104,019	874,489	-	17.53	1.81	144,789	114,687	79,776	77,426
875,303	735,981	-	-	4.89	548,436	461,141	112,075	106,381
228,716	138,508	-	17.53	1.00	37,936	22,974	37,936	37,923
39,683,676	30,456,567	-	-	1.00	28,458	21,841	28,437	26,477
126,280	92,515	-	-	10.71	1,052,332	770,959	98,272	98,272
39,557,396	30,364,052	-	-	1.00	28,369	21,776	28,372	26,415
243,179,181	175,616,928	-	-	1.00	37,963	27,416	37,963	2,159
243,174,654	175,614,170	-	-	1.00	37,967	27,419	37,967	2,159
4,527	2,758	-	-	1.00	5,737	3,496	5,737	1,992

Note : 1) According to the review result

2) Psychiatric hospital was newly added to provider type classification as per the amendment of the Medical Service Act (Article 3-2-3, March 5, 2021)

제Ⅳ-5표  
Table IV-5

의원급 표시과목별  
Review Records by

구 분	청 구 건 수 Claims	일 수 Number of Days		원외처방횟수 Prescription times	원외처방일수 Prescription days	진 료 비 Medical Expenses
		입 내 원 Visit	요 양 급 여 Reimbursed			계 Total
계	553,945,911	557,720,500	791,757,951	389,294,590	5,552,792,927	23,119,850,342
내 과	108,036,201	108,059,129	115,198,433	88,201,554	2,388,809,504	4,308,324,263
신 경 과	3,671,012	3,681,081	4,978,478	2,884,642	71,589,781	186,618,835
정 신 건 강 의 학 과	15,642,229	15,863,716	203,026,992	3,568,580	74,858,168	990,985,419
외 과	11,504,808	11,766,819	12,163,434	6,685,331	110,590,406	766,789,327
정 형 외 과	59,803,458	61,088,969	62,002,087	29,547,739	275,028,823	2,475,340,129
신 경 외 과	10,181,547	10,359,154	10,482,495	5,352,085	65,429,757	490,692,215
심 장 혈 관 흉 부 외 과	432,180	439,815	541,021	267,220	5,656,835	27,447,284
성 형 외 과	597,979	613,482	640,127	147,816	1,008,434	45,049,763
마 취 통 증 의 학 과	15,390,202	15,430,428	15,487,897	6,472,785	64,617,200	1,015,364,683
산 부 인 과	13,494,731	14,076,533	14,466,325	7,475,851	95,306,999	1,213,322,765
소 아 청 소 년 과	47,166,295	47,312,093	48,005,571	41,120,640	203,007,724	1,080,742,265
안 과	33,433,597	33,430,294	34,124,647	25,983,308	137,008,330	2,295,056,840
이 비 인 후 과	64,690,036	64,739,558	65,960,917	53,706,403	274,043,563	2,058,305,250
피 부 과	20,024,674	20,022,466	20,153,370	14,925,551	101,295,851	553,817,712
비 뇨 의 학 과	12,138,362	12,138,837	12,279,136	10,228,296	184,810,408	651,109,038
영 상 의 학 과	1,115,045	1,114,659	1,123,329	250,125	7,654,781	160,258,631
병 리 과	46	46	46	25	837	2,082
진 단 검 사 의 학 과	38,376	38,375	38,396	23,774	347,782	1,083,235
결 핵 과	12,293	12,293	12,295	10,848	197,531	228,099
재 활 의 학 과	7,949,002	8,056,707	8,126,835	2,941,921	29,852,730	394,951,091
핵 의 학 과	2,155	2,169	2,196	1,244	102,642	442,932
가 정 의 학 과	14,273,620	14,270,220	14,411,629	11,416,241	197,791,724	335,809,540
응 급 의 학 과	354	354	354	32	209	55,020
직 업 환 경 의 학 과	12,917	12,917	12,917	8,146	353,022	315,169
예 방 의 학 과	838	838	838	379	2,714	41,644
일 반 의	114,333,954	115,189,548	148,518,186	78,074,054	1,263,427,172	4,067,697,109

주 : 심사일 기준

# 진료비 심사실적(계)

Department of Clinics(Total)

(단위 : 건, 일, 회, 원)  
Unit : Claim, Day, Time, KRW

(천 원) (KRW 1,000)	원 외 처방률 Prescription rate (%)	원외처방 횟수 당 처방일수 Prescription days per prescription time	건 당 입내원일수 Visits per Claim	건 당 진료비 Medical Expenses perclaim	건 당 급여비 Benefit per claim	일 당 진료비 Medical Expenses per day		Division
						입 내 원 Visit	요 양 급여 Reimbursed	
<b>17,556,634,496</b>	<b>69.80</b>	<b>14.26</b>	<b>1.01</b>	<b>41,737</b>	<b>31,694</b>	<b>41,454</b>	<b>29,201</b>	<b>Total</b>
3,340,946,272	81.62	27.08	1.00	39,879	30,924	39,870	37,399	Internal medicine
136,233,113	78.36	24.82	1.00	50,836	37,111	50,697	37,485	Neurology
778,771,527	22.50	20.98	1.01	63,353	49,786	62,469	4,881	Psychiatry
576,030,118	56.82	16.54	1.02	66,649	50,069	65,165	63,041	General surgery
1,786,012,380	48.37	9.31	1.02	41,391	29,865	40,520	39,923	Orthopedic surgery
354,787,425	51.67	12.23	1.02	48,194	34,846	47,368	46,811	Neurosurgery
21,969,574	60.76	21.17	1.02	63,509	50,834	62,406	50,732	Thoracic & Cardiovascular surgery
33,117,032	24.09	6.82	1.03	75,337	55,382	73,433	70,376	Plastic surgery
722,296,670	41.95	9.98	1.00	65,975	46,932	65,803	65,559	Anesthesiology & Pain medicine
923,336,219	53.11	12.75	1.04	89,911	68,422	86,195	83,872	Obstetrics & Gynecology
880,419,259	86.91	4.94	1.00	22,913	18,666	22,843	22,513	Pediatrics
1,718,017,982	77.72	5.27	1.00	68,645	51,386	68,652	67,255	Ophthalmology
1,616,472,246	82.96	5.10	1.00	31,818	24,988	31,794	31,205	Otorhinolaryngology
399,722,828	74.54	6.79	1.00	27,657	19,962	27,660	27,480	Dermatology
469,932,752	84.26	18.07	1.00	53,641	38,715	53,639	53,026	Urological section
111,876,307	22.44	30.60	1.00	143,724	100,333	143,774	142,664	Radiology
1,491	54.35	33.48	1.00	45,254	32,417	45,254	45,254	Pathology
868,326	61.95	14.63	1.00	28,227	22,627	28,228	28,212	Laboratory medicine
183,683	88.25	18.21	1.00	18,555	14,942	18,555	18,552	Tuberculosis
290,103,156	36.52	10.15	1.01	49,686	36,496	49,021	48,598	Rahabilitation
393,887	57.35	82.51	1.01	205,537	182,778	204,210	201,699	Nuclear medicine
265,512,873	80.00	17.33	1.00	23,527	18,602	23,532	23,301	Family medicine
38,542	9.04	6.53	1.00	155,424	108,876	155,424	155,424	Emergency medicine
248,977	63.06	43.34	1.00	24,400	19,275	24,400	24,400	occupational & environmental medicine
35,163	45.23	7.16	1.00	49,695	41,961	49,695	49,695	preventive medicine
3,129,306,694	67.78	16.18	1.01	35,577	27,370	35,313	27,389	General practitioner

Note : According to the review result

제Ⅳ-5-1표  
Table IV-5-1

의원급 표시과목별  
Review Records by

구 분	청 구 건 수 Claims	일 수 Number of Days		원외처방횟수 Prescription times	원외처방일수 Prescription days	진 료 비 Medical Expenses
		입 내 원 Visit	요 양 급 여 Reimbursed			계 Total
계	1,709,946	5,666,043	8,227,757	126,741	967,647	1,713,992,280
내 과	19,949	88,527	149,853	4,416	58,800	22,675,350
신 경 과	5,432	18,244	23,284	402	6,621	4,261,825
정 신 건 강 의 학 과	27,528	249,271	311,041	170	3,211	20,162,841
외 과	249,562	515,634	885,954	18,760	103,393	232,474,126
정 형 외 과	162,144	1,453,960	2,173,386	11,381	145,624	194,092,194
신 경 외 과	23,372	202,099	305,818	1,491	19,378	19,721,799
심 장 혈 관 흉 부 외 과	15,677	23,315	124,190	5,459	34,057	5,578,848
성 형 외 과	20,171	35,683	61,319	9,308	74,776	17,926,667
마 취 통 증 의 학 과	13,119	65,868	112,812	3,916	32,622	8,020,544
산 부 인 과	172,355	768,687	1,056,690	4,383	36,779	228,696,220
소 아 청 소 년 과	43,976	200,203	331,382	5,849	25,227	27,719,422
안 과	591,543	596,421	726,516	15,966	49,224	646,124,915
이 비 인 후 과	87,857	159,312	232,089	13,731	62,791	76,291,526
피 부 과	348	348	348	346	2,365	261,842
비 뇨 의 학 과	14,087	16,785	47,769	7,523	96,299	19,662,486
영 상 의 학 과	1,732	3,064	6,642	1,028	5,099	1,801,172
병 리 과	-	-	-	-	-	-
진 단 검 사 의 학 과	-	-	-	-	-	-
결 핵 과	-	-	-	-	-	-
재 활 의 학 과	34,858	143,394	162,565	989	15,593	16,545,074
핵 의 학 과	7	21	48	-	-	8,305
가 정 의 학 과	15	15	15	8	97	2,481
직 업 환 경 의 학 과	-	-	-	-	-	-
예 방 의 학 과	-	-	-	-	-	-
일 반 의	226,214	1,125,192	1,516,036	21,615	195,691	171,964,643

주 : 십사일 기준

# 진료비 심사실적(입원)

Department of Clinics(Inpatient)

(단위 : 건, 일, 회, 원)  
Unit : Claim, Day, Time, KRW

(천 원) (KRW 1,000)	원 외 처방률 Prescription rate (%)	원외처방 횟 수 당 처방일수 Prescription days per prescription time	건 입내원일수 Visits per Claim	건 당 진 료 비 Medical Expenses perclaim	건 당 급 여 비 Benefit per claim	일 당 진 료 비 Medical Expenses per day		Division
						입 내 원 Visit	요 양 급 여 Reimbursed	
<b>1,383,712,522</b>	<b>2.24</b>	<b>7.63</b>	<b>3.31</b>	<b>1,002,366</b>	<b>809,214</b>	<b>302,503</b>	<b>208,318</b>	<b>Total</b>
18,653,622	4.99	13.32	4.44	1,136,666	935,066	256,141	151,317	Internal medicine
3,369,684	2.20	16.47	3.36	784,578	620,340	233,601	183,037	Neurology
16,407,652	0.07	18.89	9.06	732,448	596,035	80,887	64,824	Psychiatry
181,526,854	3.64	5.51	2.07	931,529	727,382	450,851	262,400	General surgery
145,784,414	0.78	12.80	8.97	1,197,036	899,105	133,492	89,304	Orthopedic surgery
14,819,732	0.74	13.00	8.65	843,822	634,081	97,585	64,489	Neurosurgery
4,411,115	23.41	6.24	1.49	355,862	281,375	239,281	44,922	Thoracic & Cardiovascular surgery
13,869,755	26.09	8.03	1.77	888,735	687,609	502,387	292,351	Plastic surgery
6,216,237	5.95	8.33	5.02	611,369	473,835	121,767	71,097	Anesthesiology & Pain medicine
204,404,286	0.57	8.39	4.46	1,326,891	1,185,949	297,515	216,427	Obstetrics & Gynecology
25,200,288	2.92	4.31	4.55	630,331	573,046	138,457	83,648	Pediatrics
517,674,632	2.68	3.08	1.01	1,092,270	875,126	1,083,337	889,347	Ophthalmology
59,384,124	8.62	4.57	1.81	868,360	675,918	478,881	328,717	Otorhinolaryngology
211,264	99.43	6.84	1.00	752,419	607,081	752,419	752,419	Dermatology
15,434,876	44.82	12.80	1.19	1,395,789	1,095,682	1,171,432	411,616	Urological section
975,895	33.55	4.96	1.77	1,039,938	563,450	587,850	271,179	Radiology
-	-	-	-	-	-	-	-	Pathology
-	-	-	-	-	-	-	-	Laboratory medicine
-	-	-	-	-	-	-	-	Tuberculosis
13,985,341	0.69	15.77	4.11	474,642	401,209	115,382	101,775	Rahabilitation
7,812	-	-	3.00	1,186,437	1,115,989	395,479	173,022	Nuclear medicine
2,184	53.33	12.13	1.00	165,415	145,631	165,415	165,415	Family medicine
-	-	-	-	-	-	-	-	occupational & environmental medicine
-	-	-	-	-	-	-	-	preventive medicine
141,372,755	1.92	9.05	4.97	760,186	624,951	152,831	113,430	General practitioner

Note : According to the review result

제Ⅳ-5-2표  
Table IV-5-2

의원급 표시과목별  
Review Records by

구 분	청 구 건 수 Claims	일 수 Number of Days		원외처방횟수 Prescription times	원외처방일수 Prescription days	진 료 비 Medical Expenses
		입 내 원 Visit	요 양 급 여 Reimbursed			계 Total
계	552,235,965	552,054,457	783,530,194	389,167,849	5,551,825,280	21,405,858,062
내 과	108,016,252	107,970,602	115,048,580	88,197,138	2,388,750,704	4,285,648,913
신 경 과	3,665,580	3,662,837	4,955,194	2,884,240	71,583,160	182,357,010
정 신 건 강 의 학 과	15,614,701	15,614,445	202,715,951	3,568,410	74,854,957	970,822,578
외 과	11,255,246	11,251,185	11,277,480	6,666,571	110,487,013	534,315,201
정 형 외 과	59,641,314	59,635,009	59,828,701	29,536,358	274,883,199	2,281,247,936
신 경 외 과	10,158,175	10,157,055	10,176,677	5,350,594	65,410,379	470,970,416
심 장 혈 관 흉 부 외 과	416,503	416,500	416,831	261,761	5,622,778	21,868,437
성 형 외 과	577,808	577,799	578,808	138,508	933,658	27,123,096
마 취 통 증 의 학 과	15,377,083	15,364,560	15,375,085	6,468,869	64,584,578	1,007,344,139
산 부 인 과	13,322,376	13,307,846	13,409,635	7,471,468	95,270,220	984,626,545
소 아 청 소 년 과	47,122,319	47,111,890	47,674,189	41,114,791	202,982,497	1,053,022,843
안 과	32,842,054	32,833,873	33,398,131	25,967,342	136,959,106	1,648,931,925
이 비 인 후 과	64,602,179	64,580,246	65,728,828	53,692,672	273,980,772	1,982,013,725
피 부 과	20,024,326	20,022,118	20,153,022	14,925,205	101,293,486	553,555,870
비 뇨 의 학 과	12,124,275	12,122,052	12,231,367	10,220,773	184,714,109	631,446,552
영 상 의 학 과	1,113,313	1,111,595	1,116,687	249,097	7,649,682	158,457,459
병 리 과	46	46	46	25	837	2,082
진 단 검 사 의 학 과	38,376	38,375	38,396	23,774	347,782	1,083,235
결 핵 과	12,293	12,293	12,295	10,848	197,531	228,099
재 활 의 학 과	7,914,144	7,913,313	7,964,270	2,940,932	29,837,137	378,406,017
핵 의 학 과	2,148	2,148	2,148	1,244	102,642	434,627
가 정 의 학 과	14,273,605	14,270,205	14,411,614	11,416,233	197,791,627	335,807,059
응 급 의 학 과	354	354	354	32	209	55,020
직 업 환 경 의 학 과	12,917	12,917	12,917	8,146	353,022	315,169
예 방 의 학 과	838	838	838	379	2,714	41,644
일 반 의	114,107,740	114,064,356	147,002,150	78,052,439	1,263,231,481	3,895,732,466

주 : 심사일 기준



## 진료비 심사실적(외래)

Department of Clinics(Outpatient)

(단위 : 건, 일, 회, 원)  
Unit : Claim, Day, Time, KRW

(천 원) (KRW 1,000)	원 외 처방률 Prescription rate (%)	원외처방 횟수 당 처방일수 Prescription days per prescription time	건 당 입내원일수 Visits per Claim	건 당 진료비 Medical Expenses perclaim	건 당 급여비 Benefit per claim	일 당 진료비 Medical Expenses per day		Division
						입 내 원 Visit	요 양 급여 Reimbursed	
<b>16,172,921,974</b>	<b>70.49</b>	<b>14.27</b>	<b>1.00</b>	<b>38,762</b>	<b>29,286</b>	<b>38,775</b>	<b>27,320</b>	<b>Total</b>
3,322,292,650	81.69	27.08	1.00	39,676	30,757	39,693	37,251	Internal medicine
132,863,429	78.74	24.82	1.00	49,748	36,246	49,786	36,801	Neurology
762,363,875	22.85	20.98	1.00	62,174	48,823	62,175	4,789	Psychiatry
394,503,263	59.25	16.57	1.00	47,473	35,051	47,490	47,379	General surgery
1,640,227,966	49.53	9.31	1.00	38,249	27,502	38,254	38,130	Orthopedic surgery
339,967,693	52.68	12.22	1.00	46,364	33,467	46,369	46,279	Neurosurgery
17,558,459	62.85	21.48	1.00	52,505	42,157	52,505	52,464	Thoracic & Cardiovascular surgery
19,247,277	23.97	6.74	1.00	46,941	33,311	46,942	46,860	Plastic surgery
716,080,434	42.10	9.98	1.00	65,509	46,568	65,563	65,518	Anesthesiology & Pain medicine
718,931,933	56.14	12.75	1.00	73,908	53,964	73,988	73,427	Obstetrics & Gynecology
855,218,971	87.27	4.94	1.00	22,347	18,149	22,352	22,088	Pediatrics
1,200,343,350	79.09	5.27	1.00	50,208	36,549	50,220	49,372	Ophthalmology
1,557,088,121	83.14	5.10	1.00	30,680	24,103	30,691	30,154	Otorhinolaryngology
399,511,564	74.54	6.79	1.00	27,644	19,951	27,647	27,468	Dermatology
454,497,877	84.32	18.07	1.00	52,081	37,487	52,091	51,625	Urological section
110,900,412	22.41	30.71	1.00	142,330	99,613	142,550	141,900	Radiology
1,491	54.35	33.48	1.00	45,254	32,417	45,254	45,254	Pathology
868,326	61.95	14.63	1.00	28,227	22,627	28,228	28,212	Laboratory medicine
183,683	88.25	18.21	1.00	18,555	14,942	18,555	18,552	Tuberculosis
276,117,816	37.16	10.15	1.00	47,814	34,889	47,819	47,513	Rehabilitation
386,075	57.91	82.51	1.00	202,340	179,737	202,340	202,340	Nuclear medicine
265,510,689	80.00	17.33	1.00	23,526	18,602	23,532	23,301	Family medicine
38,542	9.04	6.53	1.00	155,424	108,876	155,424	155,424	Emergency medicine
248,977	63.06	43.34	1.00	24,400	19,275	24,400	24,400	occupational & environmental medicine
35,163	45.23	7.16	1.00	49,695	41,961	49,695	49,695	preventive medicine
2,987,933,939	68.43	16.18	1.00	34,141	26,185	34,154	26,501	General practitioner

Note : According to the review result

제IV-6-1표

Table IV-6-1

## 내원일당 진료비

## Review Records

구 분 Division	계 Total						
	청 구 건 수 Claims	입내원일수 Visits	요양급여일수 Reimbursed days	원외처방횟수 Prescription times	원외처방일수 Prescription days	진 료 비 Medical Expenses	금 여 비 Benefit
<b>계 Total</b>	<b>17,390,837</b>	<b>136,766,556</b>	<b>208,793,138</b>	<b>335,462</b>	<b>4,111,536</b>	<b>34,905,868,534</b>	<b>28,352,766,399</b>
0 ~ 20,000 원 KRW	648,062	6,867,029	8,205,477	2,712	26,944	41,236,599	34,069,011
20,001 ~ 40,000	398,418	1,716,205	2,077,870	1,642	17,774	48,966,988	39,069,591
40,001 ~ 60,000	348,724	2,582,712	2,980,387	6,489	69,550	139,503,525	111,859,426
60,001 ~ 80,000	1,269,344	16,503,162	17,538,328	11,495	151,033	1,204,762,116	917,162,172
80,001 ~ 100,000	1,846,380	35,313,440	36,785,134	18,340	189,231	3,081,126,586	2,368,420,730
100,001 ~ 120,000	629,108	8,998,411	10,533,538	15,067	147,810	981,867,363	765,973,343
120,001 ~ 140,000	529,758	5,788,797	7,553,316	12,848	121,650	747,975,859	589,368,992
140,001 ~ 160,000	502,319	4,580,062	6,607,016	15,122	121,757	686,378,410	549,481,240
160,001 ~ 180,000	463,739	3,956,218	6,075,564	14,008	126,125	671,618,812	533,551,446
180,001 ~ 200,000	397,916	3,367,071	5,507,423	12,475	118,835	638,740,768	504,370,303
200,001 ~ 220,000	357,182	2,873,480	4,963,688	11,119	108,768	602,806,803	474,553,675
220,001 ~ 240,000	331,795	2,642,546	4,686,269	9,968	102,518	607,474,216	477,737,055
240,001 ~ 260,000	320,916	2,524,635	4,539,125	9,074	95,229	631,038,215	497,447,041
260,001 ~ 280,000	310,773	2,457,949	4,444,524	8,562	96,931	663,620,270	524,150,195
280,001 ~ 300,000	305,332	2,393,543	4,355,866	7,249	94,166	693,995,736	548,674,185
300,001 ~ 320,000	296,730	2,242,556	4,171,393	6,696	82,334	694,902,246	549,981,508
320,001 ~ 340,000	315,026	2,112,834	3,993,133	6,474	83,643	696,529,515	552,284,056
340,001 ~ 360,000	281,882	1,963,034	3,825,047	6,281	79,713	686,815,302	546,029,149
360,001 ~ 380,000	263,991	1,832,678	3,645,499	5,918	77,513	677,928,648	541,473,786
380,001 ~ 400,000	260,884	1,738,990	3,499,254	5,083	70,937	677,920,124	543,004,432
400,001 ~ 420,000	241,777	1,550,537	3,224,201	4,790	67,685	635,424,748	508,560,250
420,001 ~ 440,000	224,549	1,403,759	3,008,284	4,536	66,176	603,398,099	483,113,472
440,001 ~ 460,000	215,078	1,320,901	2,872,080	4,187	65,236	594,313,705	477,682,751
460,001 ~ 480,000	202,634	1,232,482	2,687,479	4,000	59,057	579,126,701	467,292,111
480,001 ~ 500,000	193,351	1,136,037	2,528,675	4,102	58,019	556,484,709	449,635,084
500,001 ~ 520,000	180,824	1,031,357	2,342,532	4,239	59,920	525,799,701	425,574,496
520,001 ~ 540,000	168,600	950,605	2,178,766	4,063	58,289	503,710,149	408,293,998
540,001 ~ 560,000	161,781	880,178	2,037,846	3,624	54,634	483,998,330	392,844,485
560,001 ~ 580,000	152,694	819,032	1,912,655	3,363	49,841	466,715,848	379,147,161
580,001 ~ 600,000	143,979	762,262	1,797,366	3,015	45,610	449,661,385	365,768,233
600,001 ~ 620,000	136,604	704,900	1,684,040	2,920	47,584	429,878,071	349,808,594
620,001 ~ 640,000	123,005	641,694	1,549,567	3,164	46,540	404,201,975	329,909,168
640,001 ~ 660,000	133,478	616,874	1,472,566	3,461	47,458	400,729,179	328,027,747
660,001 ~ 680,000	109,685	560,444	1,371,659	2,963	43,218	375,452,051	307,846,841
680,001 ~ 700,000	118,244	537,446	1,305,913	3,390	39,737	370,718,999	304,357,611
700,001 ~ 720,000	91,490	484,878	1,195,534	2,110	31,711	344,220,514	283,292,166
720,001 ~ 740,000	87,370	455,972	1,120,481	2,142	33,774	332,832,679	274,427,836
740,001 ~ 760,000	83,491	434,930	1,061,938	1,985	29,414	326,148,616	269,179,730
760,001 ~ 780,000	85,550	416,067	1,012,633	1,927	30,067	320,299,915	264,655,217
780,001 ~ 800,000	88,998	401,736	984,988	2,237	33,560	317,222,516	262,590,572
800,001 ~ 820,000	70,537	363,992	902,323	1,906	26,693	294,794,942	244,354,571
820,001 ~ 840,000	63,535	336,785	854,311	1,801	30,168	279,526,823	231,708,178
840,001 ~ 860,000	60,191	320,892	808,797	1,630	26,476	272,728,963	226,561,346
860,001 ~ 880,000	59,321	306,004	779,361	1,580	26,285	266,156,012	221,017,665
880,001 ~ 900,000	57,151	287,785	739,109	1,656	25,551	256,118,544	212,376,119
900,001 ~ 920,000	51,836	273,012	701,857	1,497	19,028	248,430,813	206,721,895
920,001 ~ 940,000	63,032	268,865	681,792	2,101	25,342	250,139,011	207,127,506
940,001 ~ 960,000	46,441	238,073	621,205	1,231	23,446	226,153,932	187,717,519
960,001 ~ 980,000	154,352	335,902	714,449	2,651	25,194	324,861,115	266,797,393
980,001 ~ 1,000,000	66,606	238,222	584,131	1,653	23,007	235,707,688	195,013,205
1,000,001 이상 and over	1,506,080	4,999,581	13,809,089	51,374	671,475	7,993,467,035	6,852,095,261
기타 other	2,170,294	-	4,259,660	13,542	238,880	362,237,666	300,606,885

주 : 1) 심사일 기준 2) 기타 : 내원일수가 '0'인 건

# 크기별 심사실적(입원)

per Visit(Inpatient)

(단위 : 건, 일, 회, 천원)  
Unit : Claim, Day, Time, KRW 1,000

상급종합병원 Tertiary hospital						
청 구 건 수 Claims	입내원일수 Visits	요양급여일수 Reimbursed days	원외처방횟수 Prescription times	원외처방일수 Prescription days	진 료 비 Medical Expenses	급 여 비 Benefit
<b>3,091,005</b>	<b>16,217,586</b>	<b>39,239,875</b>	<b>43,130</b>	<b>1,108,336</b>	<b>10,820,261,309</b>	<b>9,165,848,669</b>
124,807	1,629,979	2,090,608	32	1,253	13,099,398	11,334,969
70,105	489,488	636,823	51	411	14,221,699	12,290,079
34,833	201,809	263,358	87	450	10,512,013	8,888,794
112,607	142,799	209,096	112	730	9,381,681	7,898,737
117,639	154,547	235,896	375	2,296	13,065,212	11,039,962
15,096	44,856	98,257	389	6,857	4,966,332	4,258,149
18,396	45,957	123,775	281	6,813	5,993,390	5,199,435
25,569	74,425	187,300	461	7,827	11,206,333	9,944,551
33,822	99,168	249,103	549	9,736	16,884,662	14,689,199
31,465	117,354	302,030	716	12,289	22,340,126	19,054,779
33,405	145,767	380,077	650	13,035	30,652,827	25,674,182
38,010	182,283	469,819	717	14,363	42,001,036	34,814,694
43,612	226,505	565,914	707	16,195	56,680,916	46,769,668
47,749	262,845	643,759	822	19,019	71,031,040	58,461,379
51,207	294,835	713,689	824	22,393	85,542,561	70,164,614
54,226	322,422	775,284	842	18,530	99,987,408	81,838,358
57,467	341,803	832,599	816	22,195	112,821,484	92,239,651
61,264	359,640	884,253	963	22,667	125,920,401	103,048,164
64,798	385,421	936,952	866	24,749	142,658,339	116,979,047
68,307	404,151	958,635	863	22,824	157,571,791	129,493,981
65,264	391,771	954,027	788	22,380	160,603,407	132,025,252
64,184	386,625	946,734	805	20,690	166,265,688	136,486,525
62,790	381,018	935,775	800	23,530	171,450,337	140,679,413
60,541	371,589	909,884	782	22,717	174,639,640	143,438,890
60,043	361,507	892,694	839	22,638	177,127,331	145,838,729
58,461	348,201	861,722	767	21,351	177,561,510	146,140,486
56,242	341,637	840,448	800	21,532	181,047,871	149,290,315
53,569	323,757	808,561	742	21,371	178,046,776	146,979,699
51,237	308,093	778,545	681	18,122	175,611,339	145,195,382
49,123	299,383	750,445	618	17,618	176,613,869	146,010,073
47,052	281,626	717,932	638	18,526	171,780,951	142,102,058
44,945	269,151	688,158	631	17,588	169,552,379	140,522,933
42,801	258,185	655,548	564	16,569	167,793,996	139,624,886
41,829	247,015	635,429	548	14,155	165,500,877	137,724,048
39,826	236,629	604,708	519	14,473	163,247,383	136,074,649
37,844	225,894	579,184	488	13,278	160,375,530	134,184,047
36,983	220,308	566,206	480	14,914	160,818,793	134,649,409
36,940	216,745	545,195	436	12,904	162,541,590	136,338,764
41,564	210,658	527,608	474	14,296	162,164,232	136,017,768
32,212	197,350	506,028	500	16,231	155,874,990	131,213,200
30,620	186,985	477,116	480	11,951	151,448,986	127,846,453
28,928	175,284	462,260	446	13,309	145,498,982	122,760,539
27,897	169,739	442,308	470	12,940	144,269,010	121,933,123
26,809	160,123	423,075	495	14,530	139,265,137	117,823,087
25,279	152,281	402,852	485	13,752	135,530,075	114,528,199
23,946	147,482	391,721	385	9,301	134,205,171	113,509,806
23,137	138,357	373,621	445	11,412	128,657,528	108,499,231
21,676	130,261	354,203	383	12,840	123,737,974	104,422,279
20,408	122,044	333,418	401	11,177	118,368,333	100,031,349
19,554	118,857	317,559	411	14,355	117,654,414	99,348,083
559,710	2,912,977	8,685,601	13,836	345,492	4,993,316,207	4,315,845,754
195,207	-	314,083	870	27,762	63,152,354	54,681,848

Note : 1) According to the review result 2) other : claims with 0 visit

제IV-6-1표

Table IV-6-1

## 내원일당 진료비

## Review Records

구 분 Division	종합병원 General hospital						
	청 구 건 수 Claims	입내원일수 Visits	요양급여일수 Reimbursed days	원외처방횟수 Prescription times	원외처방일수 Prescription days	진 료 비 Medical Expenses	금 여 비 Benefit
<b>계 Total</b>	<b>4,607,093</b>	<b>26,470,934</b>	<b>51,752,066</b>	<b>83,294</b>	<b>999,045</b>	<b>10,601,906,606</b>	<b>8,658,322,036</b>
0 ~ 20,000 원 KRW	212,923	2,371,381	2,983,125	902	10,862	13,348,692	10,867,123
20,001 ~ 40,000	65,999	370,258	467,882	181	2,451	11,554,717	9,336,606
40,001 ~ 60,000	95,237	589,744	655,166	164	1,889	32,544,347	26,567,915
60,001 ~ 80,000	223,348	341,642	452,593	844	4,417	23,694,454	19,437,010
80,001 ~ 100,000	82,278	250,973	402,325	1,546	8,656	22,327,954	17,882,859
100,001 ~ 120,000	52,860	423,281	668,817	1,083	9,997	47,017,815	37,033,784
120,001 ~ 140,000	79,510	560,598	952,650	1,790	14,728	73,186,355	58,277,047
140,001 ~ 160,000	105,862	675,383	1,226,692	3,426	23,485	101,530,668	79,655,606
160,001 ~ 180,000	107,429	772,671	1,428,235	3,301	27,207	131,550,100	102,721,448
180,001 ~ 200,000	115,223	868,428	1,615,113	3,549	30,525	165,197,373	128,686,062
200,001 ~ 220,000	123,661	947,131	1,758,143	3,435	34,361	199,002,731	154,846,792
220,001 ~ 240,000	137,331	1,030,080	1,898,320	3,880	37,424	237,044,928	185,317,065
240,001 ~ 260,000	148,415	1,109,542	2,001,303	4,040	35,400	277,510,559	218,702,335
260,001 ~ 280,000	148,399	1,103,874	1,978,906	3,984	38,903	298,035,215	235,575,915
280,001 ~ 300,000	140,813	1,050,717	1,914,234	3,360	37,947	304,583,144	240,498,148
300,001 ~ 320,000	136,161	986,399	1,827,145	3,051	33,687	305,645,283	241,260,975
320,001 ~ 340,000	136,741	916,806	1,725,263	3,236	36,474	302,480,422	239,316,414
340,001 ~ 360,000	130,422	866,043	1,651,224	3,012	33,087	302,948,035	239,972,455
360,001 ~ 380,000	118,399	809,045	1,554,860	2,620	29,578	299,251,723	238,190,817
380,001 ~ 400,000	110,484	747,511	1,452,149	2,336	27,981	291,451,872	232,944,765
400,001 ~ 420,000	103,045	680,067	1,338,169	2,227	26,076	278,719,987	222,907,907
420,001 ~ 440,000	98,318	637,990	1,270,224	2,035	24,733	274,276,089	220,285,508
440,001 ~ 460,000	95,688	607,858	1,217,780	2,013	25,835	273,465,637	220,665,824
460,001 ~ 480,000	89,539	565,055	1,127,138	1,845	21,130	265,502,823	215,269,790
480,001 ~ 500,000	84,257	521,538	1,048,653	1,742	19,892	255,471,771	207,570,949
500,001 ~ 520,000	77,840	469,751	964,467	1,567	20,103	239,480,476	194,799,863
520,001 ~ 540,000	72,505	427,057	895,594	1,480	19,104	226,286,410	183,774,526
540,001 ~ 560,000	67,067	387,798	821,866	1,425	18,109	213,212,401	173,120,830
560,001 ~ 580,000	62,156	359,796	767,576	1,253	17,022	205,049,263	166,476,324
580,001 ~ 600,000	57,636	331,466	719,501	1,093	14,850	195,515,015	158,886,950
600,001 ~ 620,000	52,968	300,175	658,923	1,042	14,365	183,053,378	148,845,142
620,001 ~ 640,000	49,117	277,265	614,455	1,015	15,025	174,650,422	142,024,343
640,001 ~ 660,000	45,794	256,650	573,855	786	12,936	166,779,864	135,888,268
660,001 ~ 680,000	43,124	236,425	532,642	775	12,695	158,369,664	129,452,291
680,001 ~ 700,000	43,292	222,542	498,113	655	9,982	153,484,592	125,418,548
700,001 ~ 720,000	36,356	203,899	464,022	616	9,021	144,745,936	118,361,723
720,001 ~ 740,000	33,213	184,955	415,494	564	9,369	134,999,304	110,598,955
740,001 ~ 760,000	31,744	175,121	396,917	530	8,609	131,320,461	107,425,947
760,001 ~ 780,000	29,877	167,407	376,657	526	8,359	128,885,598	105,659,253
780,001 ~ 800,000	28,327	154,780	353,696	459	8,420	122,255,943	100,351,644
800,001 ~ 820,000	26,670	145,039	331,063	431	6,824	117,468,252	96,290,468
820,001 ~ 840,000	25,028	135,699	313,559	402	6,386	112,617,981	92,340,839
840,001 ~ 860,000	23,284	126,831	293,777	395	6,271	107,790,357	88,536,567
860,001 ~ 880,000	22,267	121,132	283,303	313	5,507	105,368,039	86,516,114
880,001 ~ 900,000	21,480	112,857	267,292	296	5,243	100,435,660	82,237,265
900,001 ~ 920,000	20,126	107,573	252,369	278	3,678	97,888,219	80,558,684
920,001 ~ 940,000	19,408	101,159	242,216	257	4,293	94,070,007	77,071,780
940,001 ~ 960,000	18,156	92,649	222,577	242	4,875	88,015,070	72,172,204
960,001 ~ 980,000	17,429	90,215	211,485	221	5,393	87,506,644	71,849,729
980,001 ~ 1,000,000	16,174	82,080	192,699	205	3,802	81,255,263	66,583,951
1,000,001 이상 and over	326,769	1,396,598	3,870,898	5,721	125,569	2,171,680,637	1,877,087,242
기타 other	396,944	-	1,600,941	1,145	26,510	72,379,062	62,201,468

주 : 1) 심사일 기준 2) 기타 : 내원일수가 '0'인 건

# 크기별 심사실적(입원) <계속>

per Visit(Inpatient) <Cont'd>

(단위 : 건, 일, 회, 천원)  
Unit : Claim, Day, Time, KRW 1,000

병원 Hospital						
청 구 건 수 Claims	입내원일수 Visits	요양급여일수 Reimbursed days	원외처방횟수 Prescription times	원외처방일수 Prescription days	진 료 비 Medical Expenses	급 여 비 Benefit
<b>3,036,024</b>	<b>21,671,539</b>	<b>40,587,368</b>	<b>65,430</b>	<b>781,543</b>	<b>5,346,999,374</b>	<b>4,168,005,764</b>
74,605	677,260	885,550	1,228	9,407	4,096,438	3,430,095
31,164	153,712	215,118	426	3,450	4,728,103	3,851,291
44,084	220,102	297,145	707	7,207	11,704,940	9,646,715
128,610	1,053,788	1,302,319	2,107	44,720	75,380,034	63,104,988
162,631	1,364,002	1,908,352	3,316	52,442	123,244,268	97,720,365
153,062	1,365,909	2,203,409	4,271	50,953	150,048,231	116,327,162
169,786	1,356,767	2,385,617	5,323	56,275	176,432,595	137,764,961
183,617	1,399,572	2,552,314	6,378	56,507	210,036,154	165,238,073
177,920	1,399,405	2,584,554	5,910	56,731	237,814,695	186,774,958
155,156	1,317,553	2,437,239	5,323	53,565	250,139,066	195,671,206
137,004	1,200,028	2,164,046	4,484	44,378	251,844,660	196,484,877
119,056	1,085,965	1,918,102	3,481	38,192	249,535,497	194,108,847
103,845	990,923	1,727,731	2,765	31,940	247,652,236	192,219,504
96,523	974,172	1,663,647	2,437	29,134	263,009,985	204,382,563
95,620	948,979	1,587,198	1,814	23,898	275,146,514	214,571,070
87,608	842,632	1,434,832	1,580	20,951	261,010,302	203,951,919
77,648	714,752	1,259,106	1,348	17,179	235,719,331	183,549,696
74,546	654,209	1,168,441	1,193	15,865	228,843,884	178,738,326
63,900	560,137	1,034,045	1,041	13,618	207,124,264	162,256,615
59,906	493,620	947,819	925	12,256	192,368,007	150,625,747
53,088	394,585	799,603	791	11,037	161,633,339	125,321,180
46,162	320,268	694,190	687	10,524	137,580,961	105,698,487
42,764	279,430	627,278	592	9,203	125,705,993	96,630,430
39,928	246,657	563,420	500	7,568	115,864,608	89,270,029
37,311	211,812	510,310	539	7,064	103,722,943	79,502,876
33,410	180,593	452,562	491	7,537	92,052,478	70,823,555
28,651	150,572	383,910	589	6,952	79,770,935	61,320,051
26,056	130,488	337,074	350	5,365	71,735,824	55,409,522
22,741	111,270	294,506	263	4,152	63,403,964	48,875,785
22,726	99,058	264,371	286	4,193	58,405,444	45,160,795
19,285	85,560	235,852	242	4,344	52,168,954	40,408,470
16,806	71,064	199,900	205	2,708	44,750,800	34,653,012
15,366	61,437	180,363	165	2,493	39,920,327	31,056,792
13,528	54,450	157,841	144	2,410	36,460,002	28,226,425
12,339	46,689	140,353	165	2,132	32,204,181	24,950,114
10,755	40,252	118,703	142	1,528	28,565,717	22,021,628
9,444	34,690	104,096	106	1,659	25,314,956	19,560,335
9,000	31,578	94,735	102	1,038	23,676,539	18,293,270
7,739	26,885	83,145	81	1,497	20,698,201	15,918,430
7,052	23,800	74,517	83	1,073	18,799,661	14,445,138
8,680	23,047	72,525	97	1,505	18,651,434	14,352,629
5,627	17,881	59,221	65	1,035	14,836,403	11,284,482
5,201	17,302	56,054	50	723	14,702,385	11,228,617
6,475	16,954	54,329	36	437	14,739,425	11,242,355
7,012	16,245	53,261	46	534	14,458,144	11,033,682
3,941	11,880	42,443	38	741	10,810,952	8,177,772
3,237	9,978	35,467	41	569	9,278,627	7,018,082
3,261	9,560	30,746	41	718	9,077,390	6,881,215
3,590	9,047	28,783	39	536	8,776,157	6,680,695
9,350	14,410	36,752	36	559	14,255,362	11,017,249
96,125	150,610	473,795	489	8,758	195,329,004	153,399,592
213,083	-	1,650,679	1,872	32,283	33,769,059	27,724,092

Note : 1) According to the review result 2) other : claims with 0 visit

제IV-6-1표

Table IV-6-1

## 내원일당 진료비

## Review Records

구 분 Division	요 양 병 원 Healthcare institute						
	청 구 건 수 Claims	입내원일수 Visits	요양급여일수 Reimbursed days	원외처방횟수 Prescription times	원외처방일수 Prescription days	진 료 비 Medical Expenses	금 여 비 Benefit
<b>계 Total</b>	<b>4,401,445</b>	<b>63,058,720</b>	<b>64,980,414</b>	<b>5,504</b>	<b>82,098</b>	<b>5,954,204,501</b>	<b>4,628,648,918</b>
0 ~ 20,000 원 KRW	222,832	2,113,125	2,158,345	137	1,172	10,150,443	8,056,498
20,001 ~ 40,000	214,086	655,495	696,583	146	987	16,902,117	12,318,939
40,001 ~ 60,000	108,413	1,158,619	1,277,923	285	5,280	62,766,773	49,566,988
60,001 ~ 80,000	635,574	13,412,742	13,783,165	746	9,802	985,739,771	738,360,432
80,001 ~ 100,000	1,286,670	31,682,365	32,063,281	1,248	15,751	2,754,773,662	2,111,322,585
100,001 ~ 120,000	267,198	5,707,342	5,897,250	1,166	20,877	620,387,574	488,957,208
120,001 ~ 140,000	173,793	2,996,902	3,086,574	713	10,462	385,654,912	308,400,075
140,001 ~ 160,000	122,781	1,940,211	1,996,500	298	4,346	290,306,790	238,300,655
160,001 ~ 180,000	98,081	1,364,902	1,403,477	332	6,251	231,230,265	187,790,611
180,001 ~ 200,000	66,591	886,146	909,153	280	4,737	167,498,052	135,196,453
200,001 ~ 220,000	39,542	477,410	491,980	63	1,112	99,713,421	80,838,003
220,001 ~ 240,000	23,035	276,065	285,618	23	362	63,249,561	51,409,411
240,001 ~ 260,000	12,835	145,240	150,879	12	66	36,104,532	29,577,105
260,001 ~ 280,000	7,247	71,009	73,811	5	15	19,120,232	15,984,126
280,001 ~ 300,000	4,585	43,820	45,479	2	35	12,679,803	10,638,694
300,001 ~ 320,000	3,437	30,164	31,546	2	14	9,337,027	7,827,260
320,001 ~ 340,000	2,531	22,559	23,085	-	-	7,434,093	6,230,198
340,001 ~ 360,000	1,963	17,579	18,131	-	-	6,146,197	5,167,529
360,001 ~ 380,000	1,631	15,932	16,357	-	-	5,892,900	5,073,419
380,001 ~ 400,000	1,336	12,699	13,230	1	8	4,950,087	4,320,901
400,001 ~ 420,000	1,051	7,802	8,085	-	-	3,191,724	2,731,663
420,001 ~ 440,000	748	4,854	5,026	-	-	2,081,870	1,759,158
440,001 ~ 460,000	543	3,205	3,322	1	30	1,438,965	1,216,619
460,001 ~ 480,000	394	2,229	2,401	-	-	1,048,218	897,773
480,001 ~ 500,000	330	2,125	2,178	-	-	1,041,557	880,947
500,001 ~ 520,000	264	2,275	2,328	-	-	1,160,265	1,003,776
520,001 ~ 540,000	201	1,469	1,575	-	-	776,776	666,188
540,001 ~ 560,000	166	859	1,216	-	-	472,858	406,549
560,001 ~ 580,000	153	876	920	-	-	500,672	423,677
580,001 ~ 600,000	102	474	549	-	-	279,966	238,008
600,001 ~ 620,000	94	287	318	-	-	175,051	144,427
620,001 ~ 640,000	47	133	164	-	-	83,834	70,591
640,001 ~ 660,000	32	135	146	-	-	87,623	74,407
660,001 ~ 680,000	30	76	128	-	-	50,829	41,148
680,001 ~ 700,000	31	81	109	-	-	55,935	45,462
700,001 ~ 720,000	32	38	41	-	-	27,071	20,766
720,001 ~ 740,000	24	30	395	-	-	21,810	16,868
740,001 ~ 760,000	28	38	38	-	-	28,575	21,836
760,001 ~ 780,000	22	51	65	-	-	39,304	33,120
780,001 ~ 800,000	9	27	27	-	-	21,189	17,856
800,001 ~ 820,000	15	22	49	-	-	17,844	15,105
820,001 ~ 840,000	7	21	21	-	-	17,323	13,519
840,001 ~ 860,000	7	11	24	-	-	9,354	7,544
860,001 ~ 880,000	11	13	13	-	-	11,307	8,270
880,001 ~ 900,000	7	12	12	-	-	10,685	8,430
900,001 ~ 920,000	6	6	6	-	-	5,481	4,387
920,001 ~ 940,000	5	7	7	-	-	6,520	5,045
940,001 ~ 960,000	8	10	30	-	-	9,465	7,481
960,001 ~ 980,000	9	11	11	-	-	10,608	7,901
980,001 ~ 1,000,000	1	1	31	-	-	983	783
1,000,001 이상 and over	151	1,216	1,323	-	-	272,028	210,135
기타 other	1,102,756	-	527,489	44	791	151,210,602	122,312,391

주 : 1) 심사일 기준 2) 기타 : 내원일수가 '0'인 건 3) 요양병원에는 정신병원 심사실적이 포함되어 있음

# 크기별 심사실적(입원) <계속>

per Visit(Inpatient) <Cont'd>

(단위 : 건, 일, 회, 천원)  
Unit : Claim, Day, Time, KRW 1,000

의원 Clinic						
청 구 건 수 Claims	입내원일수 Visits	요양급여일수 Reimbursed days	원외처방횟수 Prescription times	원외처방일수 Prescription days	진 료 비 Medical Expenses	금 여 비 Benefit
<b>1,709,946</b>	<b>5,666,043</b>	<b>8,227,757</b>	<b>126,741</b>	<b>967,647</b>	<b>1,713,992,280</b>	<b>1,383,712,522</b>
7,590	42,027	49,501	398	3,987	296,417	223,239
13,227	31,484	41,858	824	10,275	1,063,144	896,244
54,445	363,691	428,841	5,166	53,176	19,422,096	15,172,260
137,725	1,235,027	1,456,697	7,427	87,087	87,790,111	70,665,195
129,086	977,042	1,263,315	11,629	105,792	86,546,716	69,242,367
65,230	358,442	535,293	7,943	55,641	38,882,820	31,677,045
46,067	214,159	367,798	4,591	30,926	27,769,052	22,868,841
43,350	176,220	315,891	4,513	28,961	26,393,425	21,934,999
34,111	130,384	211,006	3,882	25,712	22,113,380	18,276,076
24,081	95,219	157,282	2,564	17,257	18,045,854	14,732,924
21,577	71,886	135,538	2,435	15,450	15,062,139	12,073,301
13,501	52,588	97,324	1,842	11,956	12,082,046	9,458,466
11,761	45,167	84,829	1,517	11,440	11,285,975	8,782,298
10,631	43,433	80,777	1,289	9,547	11,717,879	9,183,612
12,873	52,631	91,669	1,216	9,649	15,305,910	12,214,921
15,038	59,138	99,589	1,194	8,887	18,367,831	14,656,639
40,334	115,586	150,253	1,050	7,612	37,635,277	30,599,689
13,327	64,138	99,521	1,080	7,894	22,458,218	18,706,708
14,863	60,624	99,567	1,377	9,503	22,438,738	18,524,674
20,454	79,652	123,881	932	7,591	31,050,222	25,202,194
18,994	75,239	121,345	967	8,103	30,836,171	25,229,143
14,802	52,988	89,062	978	10,003	22,748,622	18,534,995
12,942	48,319	84,814	764	6,520	21,771,685	18,109,577
11,951	45,943	82,112	842	7,425	21,597,510	18,038,730
11,067	38,029	71,982	957	8,274	18,618,399	15,438,649
10,534	29,536	58,651	1,393	10,748	15,034,524	12,394,684
10,739	28,944	54,862	1,169	10,519	15,338,152	12,852,898
14,639	36,512	66,858	1,087	9,537	20,110,332	16,594,309
16,180	38,359	69,246	1,150	10,401	21,786,739	17,883,206
14,158	31,174	60,522	996	8,727	18,430,354	15,138,694
17,025	36,699	69,439	976	10,102	22,362,105	18,041,501
11,897	23,337	45,063	1,282	10,932	14,695,505	12,257,217
29,331	39,823	61,097	1,909	15,148	25,728,635	21,044,097
11,033	21,966	44,374	1,466	13,615	14,726,335	12,119,260
22,512	30,958	61,417	2,033	13,025	21,350,209	17,559,126
6,404	14,440	32,705	844	7,739	10,254,784	8,494,555
7,609	15,643	33,501	971	7,695	11,425,091	9,389,327
5,658	10,996	24,098	882	6,489	8,242,546	6,809,980
6,274	10,798	24,477	836	5,842	8,306,283	6,856,727
21,328	25,508	50,089	1,176	7,686	20,056,393	16,381,488
4,496	8,663	21,044	888	6,344	7,016,709	5,687,919
3,900	7,599	18,684	864	9,208	6,306,298	5,093,801
3,757	6,891	16,332	708	6,499	5,857,755	4,771,833
3,710	7,652	18,284	729	5,750	6,658,876	5,331,640
3,324	6,174	15,217	812	5,873	5,491,600	4,403,464
3,787	5,936	15,009	781	5,190	5,397,700	4,366,102
17,219	19,282	30,251	1,353	9,016	18,050,265	14,470,543
3,305	5,473	13,388	559	4,944	5,200,194	4,134,314
112,895	114,526	140,582	1,988	8,080	110,142,328	88,179,909
21,508	22,839	36,971	998	4,266	22,507,057	18,035,353
523,012	537,259	775,378	31,285	191,335	631,759,928	504,615,296
4,685	-	30,473	229	4,269	455,944	362,497

Note : 1) According to the review result 2) other : claims with - visit  
3) Healthcare institute includes review records of psychiatric hospitals

제IV-6-1표

Table IV-6-1

## 내원일당 진료비

## Review Records

구 분 Division	치과병원 Dental hospital						
	청 구 건 수 Claims	입내원일수 Visits	요양급여일수 Reimbursed days	원외처방횟수 Prescription times	원외처방일수 Prescription days	진 료 비 Medical Expenses	금 여 비 Benefit
<b>계 Total</b>	<b>7,206</b>	<b>24,632</b>	<b>63,826</b>	<b>828</b>	<b>7,376</b>	<b>11,926,429</b>	<b>9,637,181</b>
0 ~ 20,000 원 KRW	89	620	1,279	1	14	3,597	3,029
20,001 ~ 40,000	20	169	379	-	-	4,313	3,747
40,001 ~ 60,000	24	47	137	3	7	2,511	2,011
60,001 ~ 80,000	39	90	254	3	49	6,073	5,079
80,001 ~ 100,000	93	120	180	3	91	10,369	8,821
100,001 ~ 120,000	29	75	203	3	32	8,273	6,873
120,001 ~ 140,000	48	295	575	8	139	38,197	31,130
140,001 ~ 160,000	63	415	781	6	36	62,985	49,897
160,001 ~ 180,000	82	515	1,134	13	113	88,113	70,666
180,001 ~ 200,000	55	394	763	18	123	75,181	58,771
200,001 ~ 220,000	68	401	760	23	280	83,860	67,762
220,001 ~ 240,000	71	331	649	7	57	75,795	58,391
240,001 ~ 260,000	87	452	927	10	80	113,386	92,531
260,001 ~ 280,000	97	496	1,066	16	274	134,799	107,894
280,001 ~ 300,000	111	515	1,107	17	164	149,085	116,922
300,001 ~ 320,000	183	736	1,824	18	220	228,558	181,566
320,001 ~ 340,000	266	904	2,382	21	168	298,972	235,270
340,001 ~ 360,000	318	1,157	3,102	21	138	404,953	318,674
360,001 ~ 380,000	345	1,076	3,138	13	60	398,188	310,756
380,001 ~ 400,000	358	1,122	3,257	23	253	437,188	339,580
400,001 ~ 420,000	324	989	2,871	17	89	406,108	317,189
420,001 ~ 440,000	312	896	2,690	30	219	385,703	300,473
440,001 ~ 460,000	338	978	2,974	17	118	439,316	346,994
460,001 ~ 480,000	252	784	2,264	31	217	367,951	289,189
480,001 ~ 500,000	308	856	2,514	25	151	419,352	332,609
500,001 ~ 520,000	291	877	2,433	21	181	447,488	360,511
520,001 ~ 540,000	254	876	2,259	25	182	463,413	370,471
540,001 ~ 560,000	269	677	2,162	20	252	372,129	293,119
560,001 ~ 580,000	206	579	1,759	16	144	330,350	263,690
580,001 ~ 600,000	214	637	1,868	22	222	375,790	298,630
600,001 ~ 620,000	173	533	1,476	22	247	325,361	257,895
620,001 ~ 640,000	180	711	1,754	30	280	448,251	363,525
640,001 ~ 660,000	149	632	1,512	37	312	410,948	332,202
660,001 ~ 680,000	137	502	1,191	30	343	337,583	278,359
680,001 ~ 700,000	243	545	1,206	18	125	375,338	308,628
700,001 ~ 720,000	90	334	814	20	145	236,531	197,159
720,001 ~ 740,000	88	327	755	21	137	238,841	199,593
740,001 ~ 760,000	101	416	912	35	374	311,965	264,478
760,001 ~ 780,000	73	265	648	10	73	203,966	168,473
780,001 ~ 800,000	69	268	598	19	150	211,957	179,806
800,001 ~ 820,000	54	232	522	10	69	188,482	158,791
820,001 ~ 840,000	43	295	527	24	230	244,864	211,634
840,001 ~ 860,000	38	97	281	6	36	82,433	66,674
860,001 ~ 880,000	45	120	347	7	61	104,579	87,647
880,001 ~ 900,000	48	214	473	17	149	190,614	163,330
900,001 ~ 920,000	27	128	288	15	118	116,889	99,474
920,001 ~ 940,000	26	82	230	5	52	76,064	62,826
940,001 ~ 960,000	31	108	249	6	69	102,450	88,750
960,001 ~ 980,000	21	59	170	2	8	57,044	47,809
980,001 ~ 1,000,000	19	35	119	3	25	34,609	27,786
1,000,001 이상 and over	262	650	1,791	40	300	978,118	816,898
기타 other	75	-	272	-	-	17,540	13,196

주 : 1) 심사일 기준 2) 기타 : 내원일수가 '0'인 건



## per Visit(Inpatient) &lt;Cont'd&gt;

Unit : Claim, Day, Time, KRW 1,000

Note : 1) According to the review result 2) other : claims with 0 visit

제Ⅳ-6-1표

Table IV-6-1

## 내원일당 진료비

## Review Records

구 분 Division	조산원 Midwifery clinic						
	청 구 건 수 Claims	입내원일수 Visits	요양급여일수 Reimbursed days	원외처방횟수 Prescription times	원외처방일수 Prescription days	진 료 비 Medical Expenses	급 여 비 Benefit
<b>계 Total</b>	<b>289</b>	<b>762</b>	<b>764</b>	<b>-</b>	<b>-</b>	<b>414,306</b>	<b>409,454</b>
0 ~ 20,000 원 KRW	-	-	-	-	-	-	-
20,001 ~ 40,000	-	-	-	-	-	-	-
40,001 ~ 60,000	-	-	-	-	-	-	-
60,001 ~ 80,000	-	-	-	-	-	-	-
80,001 ~ 100,000	1	7	7	-	-	593	567
100,001 ~ 120,000	1	7	7	-	-	718	692
120,001 ~ 140,000	-	-	-	-	-	-	-
140,001 ~ 160,000	5	33	33	-	-	5,146	5,029
160,001 ~ 180,000	1	7	7	-	-	1,134	1,116
180,001 ~ 200,000	2	6	6	-	-	1,141	1,115
200,001 ~ 220,000	3	9	9	-	-	1,840	1,766
220,001 ~ 240,000	4	13	13	-	-	2,982	2,951
240,001 ~ 260,000	2	6	6	-	-	1,489	1,443
260,001 ~ 280,000	4	17	17	-	-	4,500	4,406
280,001 ~ 300,000	9	27	27	-	-	7,788	7,702
300,001 ~ 320,000	5	14	14	-	-	4,293	4,184
320,001 ~ 340,000	4	12	12	-	-	4,076	4,076
340,001 ~ 360,000	6	17	17	-	-	5,992	5,949
360,001 ~ 380,000	26	72	72	-	-	26,668	26,279
380,001 ~ 400,000	19	53	53	-	-	20,596	20,134
400,001 ~ 420,000	1	2	2	-	-	823	818
420,001 ~ 440,000	8	16	16	-	-	6,872	6,795
440,001 ~ 460,000	4	12	12	-	-	5,422	5,370
460,001 ~ 480,000	15	43	43	-	-	20,098	19,887
480,001 ~ 500,000	20	60	60	-	-	29,189	28,792
500,001 ~ 520,000	12	36	36	-	-	18,269	17,927
520,001 ~ 540,000	1	2	2	-	-	1,078	1,067
540,001 ~ 560,000	8	16	16	-	-	8,846	8,795
560,001 ~ 580,000	15	31	31	-	-	17,640	17,451
580,001 ~ 600,000	14	30	30	-	-	17,608	17,350
600,001 ~ 620,000	2	6	6	-	-	3,688	3,639
620,001 ~ 640,000	7	20	20	-	-	12,598	12,412
640,001 ~ 660,000	2	5	5	-	-	3,252	3,224
660,001 ~ 680,000	2	4	4	-	-	2,709	2,698
680,001 ~ 700,000	-	-	-	-	-	-	-
700,001 ~ 720,000	6	12	12	-	-	8,535	8,461
720,001 ~ 740,000	8	16	17	-	-	11,688	11,648
740,001 ~ 760,000	18	31	31	-	-	23,197	22,956
760,001 ~ 780,000	-	-	-	-	-	-	-
780,001 ~ 800,000	-	-	-	-	-	-	-
800,001 ~ 820,000	2	4	4	-	-	3,235	3,207
820,001 ~ 840,000	-	-	-	-	-	-	-
840,001 ~ 860,000	6	18	18	-	-	15,128	14,956
860,001 ~ 880,000	4	10	10	-	-	8,650	8,552
880,001 ~ 900,000	1	2	2	-	-	1,767	1,750
900,001 ~ 920,000	2	4	4	-	-	3,655	3,632
920,001 ~ 940,000	-	-	-	-	-	-	-
940,001 ~ 960,000	4	12	12	-	-	11,390	11,275
960,001 ~ 980,000	-	-	-	-	-	-	-
980,001 ~ 1,000,000	-	-	-	-	-	-	-
1,000,001 이상 and over	35	70	71	-	-	90,010	89,384
기타 other	-	-	-	-	-	-	-

주 : 1) 심사일 기준 2) 기타 : 내원일수가 '0'인 건

## per Visit(Inpatient) &lt;Cont'd&gt;

Unit : Claim, Day, Time, KRW 1,000

Note : 1) According to the review result 2) other : claims with 0 visit

제Ⅳ-6-1표

Table IV-6-1

## 내원일당 진료비

## Review Records

구 분 Division	한방병원 Korean medicine hospital						
	청 구 건 수 Claims	입내원일수 Visits	요양급여일수 Reimbursed days	원외처방횟수 Prescription times	원외처방일수 Prescription days	진 료 비 Medical Expenses	금 여 비 Benefit
<b>계 Total</b>	<b>515,705</b>	<b>3,410,918</b>	<b>3,690,919</b>	<b>10,320</b>	<b>163,555</b>	<b>430,739,979</b>	<b>319,278,245</b>
0 ~ 20,000 원 KRW	5,168	32,404	36,835	13	242	241,162	153,728
20,001 ~ 40,000	3,652	14,897	18,523	12	190	467,967	352,790
40,001 ~ 60,000	10,697	39,270	48,030	73	1,494	2,046,585	1,636,653
60,001 ~ 80,000	28,240	281,628	297,635	243	3,845	20,262,029	15,826,024
80,001 ~ 100,000	62,304	818,798	844,907	202	3,916	75,222,539	56,714,884
100,001 ~ 120,000	69,487	1,022,468	1,053,526	202	3,261	112,256,368	81,426,550
120,001 ~ 140,000	39,064	579,267	601,037	121	2,121	74,397,624	53,503,636
140,001 ~ 160,000	19,445	298,218	311,723	27	439	44,525,384	32,726,770
160,001 ~ 180,000	11,604	183,260	192,039	13	335	30,942,535	22,554,108
180,001 ~ 200,000	5,155	80,566	84,392	13	268	15,182,708	10,790,033
200,001 ~ 220,000	1,884	30,775	33,054	5	30	6,430,134	4,554,723
220,001 ~ 240,000	767	15,181	16,344	8	112	3,473,363	2,560,154
240,001 ~ 260,000	330	6,770	7,479	4	13	1,681,542	1,296,098
260,001 ~ 280,000	105	2,085	2,486	2	4	561,773	446,429
280,001 ~ 300,000	94	1,999	2,429	-	-	575,083	457,437
300,001 ~ 320,000	53	1,032	1,106	-	-	315,694	255,954
320,001 ~ 340,000	29	400	415	-	-	131,921	105,940
340,001 ~ 360,000	20	235	326	-	-	82,023	66,871
360,001 ~ 380,000	27	369	502	-	-	137,092	111,591
380,001 ~ 400,000	16	178	222	1	14	68,790	55,874
400,001 ~ 420,000	10	82	99	-	-	33,189	27,099
420,001 ~ 440,000	14	121	341	1	7	51,871	41,200
440,001 ~ 460,000	9	81	125	-	-	36,351	28,523
460,001 ~ 480,000	13	180	212	-	-	84,895	67,043
480,001 ~ 500,000	15	110	284	-	-	54,166	41,531
500,001 ~ 520,000	12	88	333	-	-	44,690	33,695
520,001 ~ 540,000	7	48	116	-	-	25,514	18,482
540,001 ~ 560,000	7	71	93	-	-	39,164	31,662
560,001 ~ 580,000	6	28	72	-	-	15,882	11,646
580,001 ~ 600,000	6	40	80	-	-	23,339	17,732
600,001 ~ 620,000	5	14	94	-	-	8,582	5,462
620,001 ~ 640,000	6	13	53	1	7	8,186	5,136
640,001 ~ 660,000	3	7	40	-	-	4,532	3,871
660,001 ~ 680,000	2	6	50	-	-	4,053	2,613
680,001 ~ 700,000	1	2	7	-	-	1,361	1,084
700,001 ~ 720,000	3	9	53	-	-	6,411	3,827
720,001 ~ 740,000	1	3	17	-	-	2,198	1,702
740,001 ~ 760,000	2	5	12	-	-	3,742	2,499
760,001 ~ 780,000	1	3	33	-	-	2,331	1,447
780,001 ~ 800,000	1	3	33	-	-	2,384	1,439
800,001 ~ 820,000	-	-	-	-	-	-	-
820,001 ~ 840,000	2	6	39	-	-	4,972	3,364
840,001 ~ 860,000	-	-	-	-	-	-	-
860,001 ~ 880,000	-	-	-	-	-	-	-
880,001 ~ 900,000	-	-	-	-	-	-	-
900,001 ~ 920,000	1	3	17	-	-	2,746	2,037
920,001 ~ 940,000	-	-	-	-	-	-	-
940,001 ~ 960,000	-	-	-	-	-	-	-
960,001 ~ 980,000	-	-	-	-	-	-	-
980,001 ~ 1,000,000	-	-	-	-	-	-	-
1,000,001 이상 and over	13	195	225	-	-	26,942	19,651
기타 other	257,424	-	135,481	9,379	147,257	41,250,164	33,309,254

주 : 1) 심사일 기준 2) 기타 : 내원일수가 '0'인 건

## per Visit(Inpatient) &lt;Cont'd&gt;

(단위 : 건, 일, 회, 천원)  
Unit : Claim, Day, Time, KRW 1,000

Note : 1) According to the review result 2) other : claims with 0 visit

제IV-6-2표

Table IV-6-2

## 내원일당 진료비

## Review Records

구 분 Division	계 Total						
	청 구 건 수 Claims	입내원일수 Visits	요양급여일수 Reimbursed days	원외처방횟수 Prescription times	원외처방일수 Prescription days	진 료 비 Medical Expenses	금 여 비 Benefit
<b>계 Total</b>	<b>927,488,555</b>	<b>925,829,674</b>	<b>1,425,676,310</b>	<b>495,847,027</b>	<b>9,193,667,807</b>	<b>46,951,774,707</b>	<b>33,428,692,896</b>
0 ~ 5,000 원 KRW	7,867,786	7,867,797	8,063,883	4,487,244	75,898,193	17,426,560	11,841,790
5,001 ~ 6,000	2,796,806	2,796,818	2,872,449	1,603,867	71,458,935	15,826,529	11,811,553
6,001 ~ 7,000	3,444,499	3,444,501	3,531,951	2,740,665	92,522,566	21,615,982	15,089,846
7,001 ~ 8,000	1,151,542	1,151,553	1,302,781	718,045	36,220,991	8,546,715	5,370,858
8,001 ~ 9,000	1,982,874	1,983,021	3,020,061	720,235	15,438,459	16,634,270	12,343,882
9,001 ~ 10,000	3,182,835	3,182,858	3,508,225	602,957	23,788,560	30,176,748	19,422,565
10,001 ~ 12,000	28,566,060	28,568,395	34,886,472	14,349,049	358,148,904	327,784,352	238,804,465
12,001 ~ 14,000	95,409,179	95,409,182	102,929,177	79,546,844	1,428,897,269	1,194,631,038	911,793,527
14,001 ~ 16,000	90,652,458	90,652,459	92,107,991	75,404,709	2,071,924,603	1,336,217,046	1,033,402,878
16,001 ~ 18,000	86,723,454	86,723,454	88,694,805	65,158,931	1,041,650,282	1,474,483,823	1,092,729,808
18,001 ~ 20,000	72,782,562	72,782,571	74,948,591	30,493,828	368,882,779	1,380,840,173	1,088,896,392
20,001 ~ 22,000	38,782,412	38,782,412	41,138,772	22,234,728	191,733,406	810,827,745	578,631,641
22,001 ~ 24,000	35,469,259	35,469,259	38,228,278	19,371,523	538,293,106	816,331,998	530,561,954
24,001 ~ 26,000	50,849,190	50,849,194	54,230,070	17,024,170	343,026,842	1,261,801,113	948,411,268
26,001 ~ 28,000	23,126,305	23,126,310	26,586,132	9,833,408	145,509,183	625,718,821	416,287,585
28,001 ~ 30,000	26,646,733	26,646,733	31,358,181	10,094,175	132,641,385	772,187,262	545,812,311
30,001 ~ 32,000	17,081,394	17,081,394	24,404,999	6,942,547	89,875,737	530,337,289	376,527,693
32,001 ~ 34,000	24,728,656	24,728,656	36,224,522	11,115,340	101,626,427	821,092,871	620,101,234
34,001 ~ 36,000	14,197,656	14,197,656	28,028,443	6,298,691	58,982,675	497,325,140	354,159,418
36,001 ~ 38,000	15,025,083	15,025,083	28,680,421	6,679,739	60,426,499	557,489,857	407,764,185
38,001 ~ 40,000	12,542,870	12,542,870	25,572,937	5,304,651	60,341,112	489,371,846	342,406,333
40,001 ~ 42,000	11,676,605	11,676,605	23,600,534	4,520,394	47,074,385	479,249,363	340,834,221
42,001 ~ 44,000	11,022,361	11,022,361	21,962,053	4,766,857	56,480,687	473,230,428	327,405,368
44,001 ~ 46,000	10,632,511	10,632,511	21,208,332	6,181,116	62,688,090	479,192,068	348,561,046
46,001 ~ 48,000	8,171,417	8,171,417	19,133,152	3,652,413	44,974,329	384,220,865	268,835,706
48,001 ~ 50,000	8,416,244	8,416,466	32,268,770	3,389,187	39,743,710	412,902,541	288,202,898
50,001 ~ 52,000	7,800,720	7,800,721	18,839,782	3,437,947	39,822,935	396,601,940	299,116,654
52,001 ~ 54,000	7,484,067	7,484,067	18,111,707	2,960,234	43,258,061	396,079,274	286,265,387
54,001 ~ 56,000	13,963,484	13,963,484	27,142,819	5,302,150	54,839,885	768,539,744	604,567,413
56,001 ~ 58,000	6,905,947	6,905,949	16,173,207	2,629,202	42,504,178	393,804,407	274,045,777
58,001 ~ 60,000	7,091,564	7,091,564	15,690,933	2,751,389	41,836,947	419,092,056	305,758,246
60,001 ~ 62,000	6,374,580	6,374,580	14,349,874	2,476,513	42,930,414	388,705,069	267,981,844
62,001 ~ 64,000	5,496,141	5,496,141	13,039,666	2,145,524	44,125,916	345,887,124	239,510,381
64,001 ~ 66,000	5,647,493	5,647,496	12,993,872	2,432,657	45,317,233	367,319,436	270,770,258
66,001 ~ 68,000	4,114,119	4,114,119	11,378,267	1,682,360	39,256,640	275,533,197	188,669,853
68,001 ~ 70,000	6,725,558	6,725,558	13,843,916	2,145,371	44,059,501	462,389,570	324,297,810
70,001 ~ 72,000	3,791,117	3,791,117	10,463,936	1,532,297	40,654,405	269,168,525	180,052,069
72,001 ~ 74,000	4,178,931	4,178,933	10,670,597	1,638,986	43,397,705	304,507,014	204,856,289
74,001 ~ 76,000	3,336,236	3,336,236	9,406,243	1,352,533	32,975,376	250,326,440	168,209,804
76,001 ~ 78,000	4,075,798	4,075,798	9,678,811	1,566,290	38,477,455	314,023,964	211,104,546
78,001 ~ 80,000	5,798,813	5,798,813	11,121,557	1,121,974	30,004,683	459,352,578	271,224,188
80,001 ~ 82,000	7,405,989	7,405,989	12,583,653	1,246,518	30,978,443	600,088,141	363,574,160
82,001 ~ 84,000	15,143,316	15,143,316	20,098,945	2,020,268	30,595,584	1,246,282,099	728,271,308
84,001 ~ 86,000	2,654,018	2,654,018	7,375,947	1,015,978	24,719,775	225,850,035	151,193,131
86,001 ~ 88,000	2,295,107	2,295,107	6,833,352	973,731	25,054,792	199,656,411	130,941,407
88,001 ~ 90,000	2,343,248	2,343,248	6,729,968	976,165	25,245,085	208,720,977	136,030,869
90,001 ~ 92,000	2,088,644	2,088,644	6,275,848	929,668	23,500,808	190,062,203	125,557,157
92,001 ~ 94,000	2,292,255	2,292,255	6,455,704	996,564	23,192,026	213,139,645	142,163,265
94,001 ~ 96,000	2,079,123	2,079,125	7,221,064	908,328	22,812,220	197,529,227	130,386,036
96,001 ~ 98,000	2,394,744	2,394,744	6,029,391	1,071,581	23,896,925	232,121,937	154,802,696
98,001 ~ 100,000	2,037,933	2,037,933	5,465,345	936,944	22,679,086	201,648,584	133,544,978
100,001 이상 and over	89,379,183	89,379,183	258,718,626	36,174,689	756,907,940	22,185,905,760	15,857,336,062
기타 other	1,661,676	-	491,298	185,853	2,374,675	203,976,907	142,450,882

주 : 1) 심사일 기준 2) 기타 : 내원일수가 '0'인 건

# 크기별 심사실적(외래)

per Visit(Outpatient)

(단위 : 건, 일, 회, 천원)  
Unit : Claim, Day, Time, KRW 1,000

상급종합병원 Tertiary hospital						
청 구 건 수 Claims	입내원일수 Visits	요양급여일수 Reimbursed days	원외처방횟수 Prescription times	원외처방일수 Prescription days	진 료 비 Medical Expenses	금 여 비 Benefit
<b>44,288,247</b>	<b>44,039,935</b>	<b>99,874,895</b>	<b>16,976,373</b>	<b>1,285,558,644</b>	<b>6,481,048,693</b>	<b>4,432,304,077</b>
441,309	441,309	473,146	117,187	5,934,156	1,064,313	445,829
34,799	34,799	39,965	319	5,677	190,834	92,907
27,418	27,418	33,904	290	6,818	179,672	95,875
37,317	37,317	42,599	3,576	275,142	285,164	161,292
68,700	68,700	74,161	839	50,403	572,074	315,451
100,638	100,638	107,905	3,592	98,923	973,667	517,923
83,864	83,864	94,850	1,108	33,400	917,695	585,981
93,090	93,090	103,991	12,183	964,435	1,204,412	704,211
571,551	571,551	584,710	398,969	35,092,540	8,712,275	2,578,420
234,656	234,656	248,095	109,582	10,952,607	3,985,145	1,814,701
115,269	115,269	128,553	2,880	164,164	2,196,393	1,199,821
1,007,137	1,007,137	1,023,811	150,792	12,546,526	20,944,282	14,071,877
6,150,718	6,150,718	6,181,681	3,999,505	347,875,353	141,643,413	43,591,553
4,204,689	4,204,689	4,259,889	2,204,723	224,401,596	103,789,624	41,574,287
1,937,807	1,937,807	2,007,419	673,253	47,477,220	53,111,340	13,642,212
1,544,292	1,544,292	1,646,025	469,294	37,124,392	45,049,389	14,735,669
713,848	713,848	825,768	360,000	26,604,630	22,177,242	8,152,239
568,362	568,362	707,911	337,039	26,483,358	18,687,180	6,796,354
455,605	455,605	604,013	180,615	10,037,690	15,951,475	6,044,315
509,246	509,246	674,501	253,820	13,851,427	18,912,383	7,130,979
584,861	584,861	791,177	311,184	17,387,530	22,808,566	9,584,941
382,575	382,575	564,909	152,563	8,239,323	15,684,472	6,249,366
453,795	453,795	647,293	169,826	9,003,406	19,527,221	7,602,051
456,698	456,698	689,535	148,659	7,420,501	20,527,896	8,144,697
383,742	383,742	655,298	121,308	5,934,902	18,024,019	7,961,156
544,515	544,515	841,739	121,376	5,308,047	26,625,989	9,931,184
330,786	330,786	623,496	127,457	6,156,346	16,855,817	7,376,548
365,582	365,582	673,531	183,342	10,200,918	19,365,504	8,902,807
343,931	343,931	660,837	180,107	9,814,785	18,872,042	8,815,635
321,237	321,237	648,186	117,280	5,975,593	18,310,703	8,326,796
306,915	306,915	647,855	110,660	6,248,847	18,104,304	8,172,991
309,558	309,558	662,006	108,856	6,540,632	18,878,923	9,320,051
317,443	317,443	703,739	111,521	7,382,116	19,980,480	11,061,588
433,823	433,823	838,494	139,647	10,954,071	28,121,120	13,788,503
282,277	282,277	670,344	135,246	10,668,714	18,913,914	9,036,870
309,631	309,631	716,259	141,310	10,058,916	21,358,660	10,821,735
347,446	347,446	745,975	158,204	11,621,086	24,676,082	12,636,212
300,046	300,046	704,163	150,041	11,453,886	21,896,380	11,015,697
282,160	282,160	678,908	121,587	9,198,279	21,174,124	10,930,603
355,589	355,589	752,727	151,008	13,125,045	27,404,659	15,694,144
280,114	280,114	691,806	133,949	10,866,034	22,135,387	10,710,689
531,191	531,191	948,068	148,765	12,757,349	43,182,065	20,159,925
1,081,982	1,081,982	1,507,394	116,420	8,585,729	89,746,405	39,805,976
256,139	256,139	669,476	104,300	8,006,556	21,780,641	11,220,400
226,404	226,404	644,833	101,088	7,668,603	19,687,754	9,914,074
215,906	215,906	622,153	97,378	7,335,135	19,211,576	9,738,663
228,060	228,060	628,866	100,694	7,673,094	20,740,593	11,013,145
192,933	192,933	617,529	84,634	6,477,661	17,944,866	9,302,028
210,176	210,176	605,276	99,658	7,969,450	19,965,311	10,245,522
184,443	184,443	583,763	86,924	7,459,919	17,888,461	9,125,341
187,851	187,851	584,992	86,785	7,835,099	18,592,535	9,337,149
14,131,811	14,131,811	57,844,994	3,561,243	209,483,619	5,278,379,945	3,911,661,585
248,312	-	146,377	13,787	766,996	14,134,309	10,444,112

Note : 1) According to the review result 2) other : claims with 0 visit

제IV-6-2표  
Table IV-6-2

내원일당 진료비  
Review Records

구 분 Division	총 합 병 원 General hospital						
	청 구 건 수 Claims	입내원일수 Visits	요양급여일수 Reimbursed days	원외처방횟수 Prescription times	원외처방일수 Prescription days	진 료 비 Medical Expenses	금 여 비 Benefit
<b>계 Total</b>	<b>81,100,726</b>	<b>80,708,986</b>	<b>186,215,860</b>	<b>34,321,069</b>	<b>1,561,901,274</b>	<b>6,755,267,309</b>	<b>4,201,411,302</b>
0 ~ 5,000 원 KRW	657,423	657,423	727,700	258,921	7,778,451	1,369,900	800,235
5,001 ~ 6,000	60,828	60,828	74,711	15,424	432,634	343,124	201,637
6,001 ~ 7,000	666,273	666,273	681,658	615,865	27,627,729	4,515,326	2,468,102
7,001 ~ 8,000	687,412	687,412	724,113	596,333	33,631,864	5,073,190	2,784,580
8,001 ~ 9,000	82,542	82,542	101,612	12,723	497,111	712,643	390,219
9,001 ~ 10,000	778,401	778,401	795,303	360,600	20,965,373	7,379,472	3,969,805
10,001 ~ 12,000	430,220	430,220	467,368	227,840	18,249,774	4,710,810	2,648,480
12,001 ~ 14,000	4,722,257	4,722,257	4,816,883	3,750,952	167,651,317	65,137,525	34,397,578
14,001 ~ 16,000	5,848,403	5,848,403	6,034,469	4,600,517	240,670,046	85,408,618	46,433,306
16,001 ~ 18,000	7,264,574	7,264,574	7,516,227	4,889,538	337,294,183	123,667,100	68,484,187
18,001 ~ 20,000	4,949,026	4,949,026	5,434,020	2,531,543	117,761,577	92,319,222	51,337,007
20,001 ~ 22,000	2,775,431	2,775,431	3,755,637	933,245	28,816,696	57,720,220	33,404,842
22,001 ~ 24,000	2,212,438	2,212,438	3,641,068	912,415	38,108,928	50,195,519	26,921,386
24,001 ~ 26,000	1,250,450	1,250,450	2,726,790	592,741	26,232,628	31,238,697	16,942,114
26,001 ~ 28,000	1,279,679	1,279,679	2,838,032	645,214	20,416,882	34,589,705	18,721,408
28,001 ~ 30,000	1,308,114	1,308,114	3,031,045	636,445	17,302,480	37,815,137	20,884,613
30,001 ~ 32,000	1,100,849	1,100,849	2,868,219	611,490	19,520,209	34,150,854	19,109,483
32,001 ~ 34,000	883,971	883,971	2,585,008	452,692	14,122,750	29,102,307	15,938,022
34,001 ~ 36,000	1,086,401	1,086,401	2,845,332	430,577	10,891,422	37,978,871	23,114,545
36,001 ~ 38,000	811,031	811,031	2,651,902	332,519	8,675,221	30,033,723	17,305,792
38,001 ~ 40,000	1,230,536	1,230,536	3,083,806	331,208	7,634,020	48,218,296	30,167,837
40,001 ~ 42,000	1,148,901	1,148,901	3,018,475	297,101	6,860,621	47,069,472	30,495,328
42,001 ~ 44,000	1,037,656	1,037,656	2,834,508	344,865	9,648,958	44,545,026	25,783,950
44,001 ~ 46,000	658,742	658,742	2,354,615	311,765	9,056,563	29,640,452	16,937,397
46,001 ~ 48,000	686,704	686,704	2,470,953	335,033	9,750,057	32,229,053	18,103,335
48,001 ~ 50,000	535,477	535,477	2,267,009	262,248	7,628,709	26,203,208	14,986,046
50,001 ~ 52,000	555,543	555,543	2,241,780	216,409	6,383,453	28,357,742	16,868,678
52,001 ~ 54,000	457,024	457,024	2,153,777	193,367	6,763,325	24,240,534	13,817,048
54,001 ~ 56,000	594,473	594,473	2,212,543	224,859	8,905,032	32,775,101	20,058,868
56,001 ~ 58,000	646,657	646,657	2,244,171	214,886	9,459,553	36,877,974	20,937,600
58,001 ~ 60,000	542,429	542,429	2,139,007	198,888	8,946,896	32,057,060	19,064,816
60,001 ~ 62,000	1,101,731	1,101,731	2,611,473	217,860	8,105,802	67,537,829	37,238,940
62,001 ~ 64,000	797,323	797,323	2,349,976	192,670	9,085,064	50,005,579	27,182,704
64,001 ~ 66,000	437,652	437,652	1,863,155	199,273	9,198,978	28,458,859	16,708,086
66,001 ~ 68,000	380,175	380,175	1,781,030	166,250	7,474,400	25,472,733	14,746,139
68,001 ~ 70,000	440,036	440,036	1,766,553	188,535	9,078,568	30,356,583	17,476,475
70,001 ~ 72,000	409,817	409,817	1,698,292	180,713	9,793,399	29,090,069	16,058,425
72,001 ~ 74,000	359,839	359,839	1,637,625	185,554	11,393,582	26,239,127	14,673,457
74,001 ~ 76,000	303,079	303,079	1,513,166	139,158	6,987,406	22,727,208	12,631,728
76,001 ~ 78,000	347,780	347,780	1,522,623	145,481	7,222,724	26,789,479	14,795,881
78,001 ~ 80,000	3,115,026	3,115,026	4,280,679	122,513	5,986,070	247,288,137	127,957,349
80,001 ~ 82,000	2,789,804	2,789,804	3,944,931	151,929	6,020,692	225,627,580	117,804,619
82,001 ~ 84,000	5,279,799	5,279,799	6,407,171	491,030	7,662,931	433,265,167	221,573,949
84,001 ~ 86,000	257,207	257,207	1,341,915	113,357	5,276,467	21,870,095	12,414,238
86,001 ~ 88,000	253,386	253,386	1,291,711	107,153	5,570,289	22,048,965	12,586,951
88,001 ~ 90,000	257,138	257,138	1,260,322	119,253	6,505,248	22,886,778	12,597,465
90,001 ~ 92,000	240,608	240,608	1,217,196	105,728	5,184,202	21,902,524	12,251,255
92,001 ~ 94,000	239,908	239,908	1,210,950	103,339	5,188,811	22,310,077	12,301,125
94,001 ~ 96,000	252,558	252,558	1,186,094	104,543	4,634,368	23,979,031	13,178,694
96,001 ~ 98,000	245,421	245,421	1,141,907	103,663	4,586,875	23,804,505	13,169,736
98,001 ~ 100,000	244,261	244,261	1,122,980	101,425	4,341,926	24,187,713	13,167,276
100,001 이상 and over	16,006,573	16,006,573	63,715,514	4,725,169	174,099,827	4,227,537,988	2,817,159,697
기타 other	391,740	-	12,856	18,250	819,183	16,205,399	10,258,870

주 : 1) 심사일 기준 2) 기타 : 내원일수가 '0'인 건



# 크기별 심사실적(외래) <계속>

per Visit(Outpatient) <Cont'd>

(단위 : 건, 일, 회, 천원)  
Unit : Claim, Day, Time, KRW 1,000

병 원 Hospital						
청 구 건 수 Claims	입내원일수 Visits	요양급여일수 Reimbursed days	원외처방횟수 Prescription times	원외처방일수 Prescription days	진 료 비 Medical Expenses	금 여 비 Benefit
<b>68,378,555</b>	<b>68,266,580</b>	<b>82,085,746</b>	<b>36,982,735</b>	<b>642,385,681</b>	<b>3,732,857,576</b>	<b>2,442,094,334</b>
1,682,951	1,682,955	1,697,666	648,872	8,792,731	4,707,356	3,021,666
771,693	771,693	783,120	618,086	23,155,167	4,515,997	2,912,178
88,720	88,720	91,894	52,997	1,239,171	561,385	371,796
101,473	101,473	105,147	14,107	241,436	770,735	489,216
439,184	439,184	444,671	156,256	3,614,081	3,709,579	2,282,911
1,221,846	1,221,846	1,226,315	32,835	353,346	11,427,771	7,055,033
8,188,532	8,188,532	8,296,099	5,962,038	195,355,328	96,668,442	60,521,338
4,247,517	4,247,517	4,300,415	3,563,133	56,369,679	54,089,714	38,406,147
2,718,942	2,718,942	2,796,747	1,837,601	31,471,434	39,982,520	26,702,875
4,933,134	4,933,134	5,091,631	2,952,977	42,721,834	82,680,091	52,436,493
2,653,139	2,653,139	2,793,257	1,352,784	13,155,490	49,862,911	31,900,468
2,328,110	2,328,110	2,502,955	1,281,960	11,428,926	48,585,342	32,676,935
2,161,904	2,161,904	2,342,082	1,400,266	16,543,083	50,131,245	31,403,424
1,613,217	1,613,217	1,792,462	893,666	11,605,403	40,155,031	25,736,299
1,499,958	1,499,958	1,678,786	801,163	7,884,688	40,404,834	27,137,445
1,119,720	1,119,720	1,349,447	716,693	9,068,242	32,465,160	20,750,216
1,587,041	1,587,041	1,809,670	781,168	7,087,361	49,500,671	35,232,387
1,242,931	1,242,931	1,474,576	895,842	7,652,231	41,082,011	30,226,128
1,131,550	1,131,550	1,387,972	729,937	6,047,684	39,777,922	28,401,897
1,002,298	1,002,298	1,242,759	589,677	5,944,508	37,110,691	25,077,396
955,284	955,284	1,192,763	581,457	6,050,404	37,250,267	24,639,778
929,451	929,451	1,216,846	503,111	5,356,864	37,962,525	25,278,016
902,513	902,513	1,132,522	606,912	5,892,153	38,804,734	26,049,313
682,013	682,013	913,178	469,928	4,882,627	30,678,143	20,318,260
513,946	513,946	765,254	355,708	3,756,945	24,147,343	16,071,907
667,095	667,095	896,952	360,171	4,265,511	32,562,891	23,611,601
497,315	497,315	727,057	315,273	4,610,143	25,335,480	17,301,491
935,355	935,355	1,135,931	388,516	4,307,761	49,487,384	38,804,402
431,323	431,323	654,423	271,439	4,101,757	23,745,340	14,996,515
761,450	761,450	984,885	304,981	4,906,943	43,372,461	29,941,566
467,122	467,122	659,465	247,168	3,923,693	27,512,614	18,723,179
651,564	651,564	843,932	225,210	3,619,745	39,908,069	25,434,415
581,872	581,872	773,143	243,912	3,739,097	36,575,920	26,599,569
307,550	307,550	488,448	162,649	3,067,304	19,984,098	13,370,550
323,042	323,042	488,052	171,474	3,166,612	21,631,431	14,602,361
258,419	258,419	419,607	150,776	3,683,266	17,806,864	11,333,831
260,068	260,068	414,977	144,482	3,331,377	18,480,331	11,616,609
304,519	304,519	452,242	152,055	3,045,645	22,273,908	14,168,218
337,924	337,924	509,682	134,012	2,626,182	25,371,300	17,171,643
378,861	378,861	534,957	119,760	2,389,478	29,036,638	18,725,348
381,921	381,921	537,191	104,350	1,998,734	30,091,541	19,224,722
1,128,222	1,128,222	1,288,899	121,756	2,075,074	91,257,186	57,306,886
4,609,132	4,609,132	4,753,690	485,874	3,671,450	378,176,998	231,726,451
193,657	193,657	334,729	116,872	2,163,668	16,473,198	10,428,765
258,121	258,121	382,345	156,486	2,904,275	22,427,057	12,763,584
252,949	252,949	377,460	125,942	2,223,267	22,529,408	13,767,999
172,444	172,444	292,014	103,624	1,920,879	15,684,459	9,816,479
226,025	226,025	340,409	120,201	2,412,693	21,027,332	12,931,959
181,403	181,403	292,509	98,928	1,848,190	17,246,507	10,780,140
304,906	304,906	418,726	117,403	2,142,393	29,634,396	18,109,160
170,013	170,013	274,720	98,371	1,668,141	16,837,489	10,340,534
8,507,237	8,507,237	14,324,995	4,136,976	76,774,695	1,739,208,169	1,141,877,428
111,979	-	56,072	4,900	126,892	2,146,688	1,519,409

Note : 1) According to the review result 2) other : claims with 0 visit

제IV-6-2표  
Table IV-6-2

내원일당 진료비  
Review Records

구 분 Division	요 양 병 원 Healthcare institute						
	청 구 건 수 Claims	입내원일수 Visits	요양급여일수 Reimbursed days	원외처방횟수 Prescription times	원외처방일수 Prescription days	진 료 비 Medical Expenses	금 여 비 Benefit
<b>계 Total</b>	<b>5,353,765</b>	<b>5,349,456</b>	<b>39,195,361</b>	<b>1,297,395</b>	<b>32,653,947</b>	<b>353,842,019</b>	<b>257,266,397</b>
0 ~ 5,000 원 KRW	270,088	270,088	279,147	211,026	5,058,157	1,068,363	708,632
5,001 ~ 6,000	91,750	91,750	127,018	84,248	3,165,365	541,340	349,143
6,001 ~ 7,000	9,998	9,998	16,238	8,667	328,304	61,873	40,906
7,001 ~ 8,000	6,731	6,731	12,446	1,495	45,190	50,581	39,662
8,001 ~ 9,000	20,744	20,744	29,164	1,682	27,727	176,665	110,034
9,001 ~ 10,000	22,583	22,583	32,597	197	3,088	211,229	132,930
10,001 ~ 12,000	455,108	455,108	631,448	296,961	10,715,784	5,386,090	3,797,421
12,001 ~ 14,000	108,396	108,396	221,350	68,772	1,951,604	1,425,498	920,171
14,001 ~ 16,000	38,543	38,543	125,814	12,712	217,361	572,067	387,120
16,001 ~ 18,000	206,706	206,706	324,168	107,142	2,710,455	3,444,001	2,241,477
18,001 ~ 20,000	85,841	85,841	198,990	27,989	271,960	1,615,735	1,043,527
20,001 ~ 22,000	69,572	69,572	187,142	16,298	288,127	1,454,588	970,957
22,001 ~ 24,000	87,587	87,587	199,146	41,489	815,100	2,005,236	1,291,515
24,001 ~ 26,000	148,940	148,940	273,535	90,359	2,149,835	3,773,182	2,678,875
26,001 ~ 28,000	59,205	59,205	213,980	13,691	249,089	1,599,508	1,127,389
28,001 ~ 30,000	47,671	47,671	331,022	7,491	114,032	1,381,965	941,095
30,001 ~ 32,000	73,019	73,019	615,948	12,076	170,558	2,263,679	1,598,927
32,001 ~ 34,000	53,111	53,111	731,608	6,932	110,792	1,752,756	1,220,070
34,001 ~ 36,000	56,025	56,025	805,688	4,751	61,656	1,963,038	1,385,107
36,001 ~ 38,000	56,843	56,843	827,248	9,056	154,313	2,104,113	1,475,714
38,001 ~ 40,000	94,914	94,914	895,305	25,320	496,524	3,713,797	2,670,873
40,001 ~ 42,000	73,007	73,007	908,040	10,810	238,155	2,994,027	2,175,028
42,001 ~ 44,000	85,518	85,518	988,422	10,712	164,767	3,676,887	2,659,293
44,001 ~ 46,000	55,391	55,391	996,612	3,164	61,366	2,492,560	1,780,913
46,001 ~ 48,000	60,499	60,499	1,072,240	2,719	50,330	2,844,267	2,048,131
48,001 ~ 50,000	60,165	60,165	1,059,549	2,889	65,608	2,949,723	2,117,319
50,001 ~ 52,000	75,528	75,528	1,025,246	7,336	255,420	3,866,250	2,798,747
52,001 ~ 54,000	60,393	60,393	986,394	2,889	79,873	3,194,733	2,338,411
54,001 ~ 56,000	63,892	63,892	954,452	13,148	269,695	3,518,903	2,486,694
56,001 ~ 58,000	110,681	110,681	976,828	8,585	189,091	6,315,903	4,270,242
58,001 ~ 60,000	44,759	44,759	885,605	3,313	65,257	2,643,182	1,883,116
60,001 ~ 62,000	85,418	85,418	898,644	5,243	63,439	5,230,383	3,496,620
62,001 ~ 64,000	38,525	38,525	792,229	1,841	48,204	2,425,725	1,733,210
64,001 ~ 66,000	37,890	37,890	794,454	2,194	61,951	2,462,362	1,769,537
66,001 ~ 68,000	37,929	37,929	727,414	1,826	47,382	2,538,744	1,827,330
68,001 ~ 70,000	35,899	35,899	700,208	2,044	47,483	2,478,140	1,798,928
70,001 ~ 72,000	33,693	33,693	657,557	2,915	56,710	2,391,631	1,721,340
72,001 ~ 74,000	39,321	39,321	629,799	3,083	62,419	2,876,121	2,028,864
74,001 ~ 76,000	33,124	33,124	591,059	1,705	30,987	2,484,304	1,833,219
76,001 ~ 78,000	30,372	30,372	566,960	1,261	27,615	2,339,460	1,734,760
78,001 ~ 80,000	26,688	26,688	541,881	1,205	29,564	2,107,895	1,537,051
80,001 ~ 82,000	49,663	49,663	541,763	2,537	36,140	4,020,058	2,696,251
82,001 ~ 84,000	1,250,720	1,250,720	1,731,268	110,778	574,730	102,597,501	62,931,737
84,001 ~ 86,000	22,588	22,588	470,028	1,606	49,095	1,919,753	1,387,271
86,001 ~ 88,000	23,005	23,005	459,132	1,723	43,245	2,001,843	1,438,353
88,001 ~ 90,000	19,316	19,316	412,463	1,196	28,047	1,718,327	1,251,612
90,001 ~ 92,000	18,800	18,800	403,505	1,205	50,514	1,711,976	1,246,051
92,001 ~ 94,000	17,722	17,722	393,887	1,330	33,873	1,648,041	1,189,914
94,001 ~ 96,000	16,154	16,154	377,298	700	19,030	1,534,787	1,118,537
96,001 ~ 98,000	17,309	17,309	360,807	1,373	28,279	1,677,550	1,219,403
98,001 ~ 100,000	13,644	13,644	335,304	802	19,208	1,350,551	979,600
100,001 이상 and over	748,468	748,468	9,876,691	35,891	731,056	135,203,948	112,595,084
기타 other	4,309	-	620	1,018	20,393	61,180	42,285

주 : 1) 심사일 기준 2) 기타 : 내원일수가 '0'인 건 3) 요양병원에는 정신병원 심사실적이 포함되어 있음

# 크기별 심사실적(외래) <계속>

per Visit(Outpatient) <Cont'd>

(단위 : 건, 일, 회, 천원)  
Unit : Claim, Day, Time, KRW 1,000

의 원						
Clinic						
청 구 건 수 Claims	입내원일수 Visits	요양급여일수 Reimbursed days	원외처방횟수 Prescription times	원외처방일수 Prescription days	진 료 비 Medical Expenses	급 여 비 Benefit
<b>552,235,965</b>	<b>552,054,457</b>	<b>783,530,194</b>	<b>389,167,849</b>	<b>5,551,825,280</b>	<b>21,405,858,062</b>	<b>16,172,921,974</b>
3,996,720	3,996,724	4,048,482	2,921,388	35,684,723	6,721,793	4,952,224
644,121	644,121	649,990	230,334	7,233,146	3,592,955	2,587,529
2,528,407	2,528,407	2,562,828	2,056,731	63,192,215	15,490,652	11,510,046
200,166	200,166	206,355	93,484	1,767,633	1,482,830	1,170,602
801,629	801,629	815,619	539,174	11,188,130	6,761,532	5,156,435
716,230	716,230	737,068	123,785	2,005,211	6,843,730	5,095,094
11,711,354	11,711,354	12,692,777	6,607,808	125,637,372	133,388,260	103,367,500
84,337,432	84,337,432	91,204,386	71,925,092	1,199,926,923	1,048,145,175	819,326,410
76,102,725	76,102,725	76,879,866	67,662,304	1,759,799,215	1,122,013,674	897,382,884
70,708,045	70,708,045	71,663,281	56,901,557	646,262,490	1,203,893,776	924,538,894
47,793,998	47,793,998	48,490,174	26,001,734	235,095,239	902,079,990	719,389,212
27,588,760	27,588,760	28,227,345	19,700,473	137,877,342	577,342,638	421,050,474
17,194,724	17,194,724	17,757,448	12,606,565	132,985,517	394,601,648	294,605,774
18,135,463	18,135,466	18,866,920	12,755,197	76,814,970	448,593,014	324,495,804
10,613,444	10,613,444	11,347,654	7,146,894	67,303,430	286,052,421	207,285,716
11,121,847	11,121,847	12,796,216	7,388,248	65,742,095	321,831,703	250,295,351
7,376,486	7,376,486	11,501,269	4,638,929	34,572,494	228,688,772	176,147,144
14,621,159	14,621,159	22,865,619	8,893,569	51,327,667	487,553,476	393,629,867
7,104,779	7,104,779	17,474,411	4,548,339	30,537,376	248,970,954	187,416,983
7,998,758	7,998,758	18,170,857	5,066,706	30,307,295	297,300,628	234,227,079
6,163,654	6,163,654	15,575,101	3,752,824	27,665,439	240,521,952	178,579,991
5,689,629	5,689,629	14,009,061	3,207,414	24,989,162	233,666,240	175,459,834
5,658,512	5,658,512	13,096,209	3,275,878	30,396,998	242,629,285	178,059,226
6,449,412	6,449,412	13,552,254	4,828,841	39,777,571	291,017,950	227,147,130
4,224,717	4,224,717	11,311,213	2,563,471	24,487,415	198,972,645	148,433,745
3,800,273	3,800,273	11,333,117	2,367,650	21,479,092	186,624,645	140,939,422
4,663,414	4,663,414	12,280,996	2,526,997	21,534,164	236,658,794	195,118,915
3,615,426	3,615,426	10,757,842	1,953,752	21,025,621	191,138,101	147,538,907
8,480,682	8,480,682	15,133,805	4,352,838	30,783,872	468,043,510	403,312,063
3,264,933	3,264,933	9,281,264	1,795,749	21,260,305	186,076,163	140,569,622
3,838,858	3,838,858	9,310,426	1,996,723	21,911,859	227,310,609	180,831,652
3,024,159	3,024,159	7,990,657	1,766,253	23,964,782	183,857,684	142,697,735
2,413,858	2,413,858	6,966,428	1,405,046	23,167,737	151,988,307	114,780,813
3,320,975	3,320,975	7,772,596	1,763,508	21,340,957	216,183,304	176,377,524
1,960,961	1,960,961	6,483,943	1,047,828	17,292,828	131,289,607	97,376,830
2,742,939	2,742,939	7,221,435	1,380,212	20,171,152	189,310,486	144,489,827
1,710,371	1,710,371	5,830,661	914,577	15,350,771	121,418,397	89,134,346
1,866,846	1,866,846	5,805,447	989,072	16,864,077	136,131,845	98,335,576
1,628,745	1,628,745	5,294,620	843,859	13,725,563	122,183,281	87,924,910
2,172,857	2,172,857	5,434,978	1,031,624	15,281,447	167,677,848	119,923,143
1,228,969	1,228,969	4,228,359	637,871	10,682,406	97,122,254	70,402,902
1,356,745	1,356,745	4,135,847	557,912	9,147,486	109,770,852	79,412,572
2,284,474	2,284,474	5,001,007	665,025	9,548,326	189,569,037	136,564,944
1,041,239	1,041,239	3,626,867	506,995	8,603,763	88,493,587	65,375,844
1,005,041	1,005,041	3,475,470	505,402	8,489,974	87,476,001	63,556,768
1,148,261	1,148,261	3,527,825	539,103	8,812,914	102,344,746	71,618,904
940,354	940,354	3,201,360	516,425	8,297,473	85,581,656	61,428,662
1,156,889	1,156,889	3,239,898	591,924	8,728,663	107,570,750	77,025,629
948,399	948,399	2,900,401	509,952	7,976,811	90,142,633	64,836,950
1,219,327	1,219,327	3,044,011	649,167	9,268,727	118,051,215	84,461,023
1,068,911	1,068,911	2,759,602	557,500	8,466,880	105,731,180	75,555,355
40,668,373	40,668,373	80,971,082	21,354,690	286,028,978	8,357,133,081	6,149,977,044
181,515	-	17,847	3,456	41,584	2,820,798	2,043,143

Note : 1) According to the review result 2) other : claims with 0 visit 3) Healthcare institute includes review records of psychiatric hospitals

제IV-6-2표

Table IV-6-2

## 내원일당 진료비

## Review Records

구 분 Division	치 과 병 원 Dental hospital						
	청 구 건 수 Claims	입내원일수 Visits	요양급여일수 Reimbursed days	원외처방횟수 Prescription times	원외처방일수 Prescription days	진 료 비 Medical Expenses	금 여 비 Benefit
<b>계 Total</b>	<b>4,419,828</b>	<b>4,381,014</b>	<b>4,392,531</b>	<b>910,750</b>	<b>5,132,968</b>	<b>314,130,327</b>	<b>198,935,105</b>
0 ~ 5,000 원 KRW	14,219	14,219	14,243	8,126	40,054	14,023	9,012
5,001 ~ 6,000	1,333	1,333	1,333	704	4,451	7,483	4,627
6,001 ~ 7,000	2,132	2,132	2,133	59	282	13,479	8,438
7,001 ~ 8,000	518	518	518	107	2,140	3,869	2,373
8,001 ~ 9,000	1,060	1,060	1,060	392	4,098	9,126	5,582
9,001 ~ 10,000	978	978	978	275	1,086	9,118	5,620
10,001 ~ 12,000	113,941	113,941	113,954	31,341	218,146	1,269,670	774,832
12,001 ~ 14,000	257,589	257,589	257,683	21,662	101,351	3,365,554	2,040,465
14,001 ~ 16,000	121,917	121,917	122,092	11,087	51,540	1,881,453	1,140,634
16,001 ~ 18,000	156,537	156,537	156,719	21,793	133,117	2,602,001	1,605,805
18,001 ~ 20,000	77,290	77,290	77,716	6,809	33,666	1,476,704	899,889
20,001 ~ 22,000	166,880	166,880	167,129	21,286	187,691	3,454,642	2,110,433
22,001 ~ 24,000	214,859	214,859	215,210	38,107	562,235	4,980,702	3,100,317
24,001 ~ 26,000	160,296	160,296	160,567	20,592	111,067	4,033,180	2,456,632
26,001 ~ 28,000	105,693	105,693	106,073	27,525	116,274	2,865,706	1,748,610
28,001 ~ 30,000	136,920	136,920	137,374	25,726	127,618	4,007,374	2,438,581
30,001 ~ 32,000	240,916	240,916	241,300	37,956	179,459	7,356,609	4,471,369
32,001 ~ 34,000	85,918	85,918	86,422	19,449	116,578	2,845,469	1,748,075
34,001 ~ 36,000	114,424	114,424	114,680	21,361	113,778	3,994,548	2,430,594
36,001 ~ 38,000	66,518	66,518	67,008	16,333	74,513	2,461,783	1,513,020
38,001 ~ 40,000	89,759	89,759	90,177	20,282	130,057	3,508,845	2,130,368
40,001 ~ 42,000	79,153	79,153	79,533	17,150	118,004	3,248,972	1,989,849
42,001 ~ 44,000	86,988	86,988	87,183	26,506	205,344	3,747,295	2,287,421
44,001 ~ 46,000	56,804	56,804	57,054	15,967	68,954	2,551,265	1,557,975
46,001 ~ 48,000	74,782	74,782	75,008	24,524	121,490	3,522,396	2,145,982
48,001 ~ 50,000	53,371	53,371	53,491	13,001	65,262	2,609,246	1,593,080
50,001 ~ 52,000	53,563	53,563	53,736	14,007	60,777	2,731,176	1,662,720
52,001 ~ 54,000	89,779	89,779	89,878	14,288	61,409	4,731,115	2,867,683
54,001 ~ 56,000	55,825	55,825	55,944	11,042	53,537	3,062,483	1,865,302
56,001 ~ 58,000	206,268	206,268	206,374	12,803	65,352	11,793,777	7,127,290
58,001 ~ 60,000	41,488	41,488	41,628	8,563	43,903	2,446,865	1,502,467
60,001 ~ 62,000	75,971	75,971	76,033	10,724	58,916	4,641,286	2,804,485
62,001 ~ 64,000	46,298	46,298	46,387	9,580	44,385	2,915,668	1,767,560
64,001 ~ 66,000	39,606	39,606	39,688	8,595	40,310	2,578,386	1,571,094
66,001 ~ 68,000	78,608	78,608	78,760	10,989	44,129	5,279,660	3,199,846
68,001 ~ 70,000	45,474	45,474	45,522	7,970	33,803	3,147,364	1,905,969
70,001 ~ 72,000	149,104	149,104	149,174	14,333	66,200	10,641,698	6,423,762
72,001 ~ 74,000	35,305	35,305	35,395	7,283	30,203	2,578,909	1,600,567
74,001 ~ 76,000	51,577	51,577	51,638	8,429	36,362	3,880,332	2,346,008
76,001 ~ 78,000	32,137	32,137	32,249	6,944	28,633	2,474,112	1,518,751
78,001 ~ 80,000	28,781	28,781	28,933	6,270	26,756	2,273,566	1,378,837
80,001 ~ 82,000	29,189	29,189	29,313	6,301	27,646	2,361,615	1,429,302
82,001 ~ 84,000	31,711	31,711	31,792	6,482	27,975	2,638,663	1,611,458
84,001 ~ 86,000	64,973	64,973	65,064	14,356	55,939	5,550,437	3,350,302
86,001 ~ 88,000	26,388	26,388	26,460	8,507	37,628	2,297,980	1,393,418
88,001 ~ 90,000	24,107	24,107	24,185	6,945	29,784	2,148,565	1,304,564
90,001 ~ 92,000	27,332	27,332	27,397	6,355	32,103	2,486,519	1,506,288
92,001 ~ 94,000	21,208	21,208	21,275	5,247	24,195	1,971,212	1,192,257
94,001 ~ 96,000	20,296	20,296	20,340	5,736	29,356	1,927,840	1,177,078
96,001 ~ 98,000	20,465	20,465	20,528	4,981	21,592	1,985,742	1,221,895
98,001 ~ 100,000	20,197	20,197	20,281	6,353	31,970	1,999,607	1,209,812
100,001 이상 and over	584,569	584,569	587,453	230,976	1,191,270	148,378,688	97,271,059
기타 other	38,814	-	466	8,571	40,580	9,366,550	6,505,746

주 : 1) 심사일 기준 2) 기타 : 내원일수가 '0'인 건

# 크기별 심사실적(외래) <계속>

per Visit(Outpatient) <Cont'd>

(단위 : 건, 일, 회, 천원)  
Unit : Claim, Day, Time, KRW 1,000

치 과 의 원 Dental clinic						
청 구 건 수 Claims	입내원일수 Visits	요양급여일수 Reimbursed days	원외처방횟수 Prescription times	원외처방일수 Prescription days	진 료 비 Medical Expenses	금 여 비 Benefit
<b>75,701,671</b>	<b>75,044,142</b>	<b>75,103,323</b>	<b>14,924,054</b>	<b>53,956,736</b>	<b>5,091,603,254</b>	<b>3,612,034,485</b>
179,487	179,487	179,649	84,270	330,145	156,914	66,051
13,572	13,572	13,616	11,662	55,251	68,727	48,521
4,738	4,738	4,754	657	2,680	31,031	23,379
3,401	3,401	3,405	796	3,119	25,962	19,814
23,330	23,330	23,380	8,194	42,509	201,857	164,485
209,240	209,240	209,248	78,842	317,987	2,048,238	1,585,191
5,994,714	5,994,714	5,995,476	1,141,737	4,461,245	67,596,410	51,272,221
1,320,165	1,320,165	1,321,238	170,115	686,344	17,034,248	12,838,271
4,541,888	4,541,888	4,543,332	832,516	3,205,783	67,272,459	50,779,340
2,166,562	2,166,562	2,168,554	134,844	488,024	36,424,352	27,507,790
3,265,151	3,265,151	3,266,313	539,875	1,938,277	61,916,841	46,310,619
1,494,258	1,494,258	1,495,674	117,793	438,213	31,384,135	23,012,286
2,349,895	2,349,895	2,350,960	361,772	1,267,846	54,744,066	39,855,905
1,757,486	1,757,486	1,758,743	457,638	1,575,096	44,232,060	31,805,716
1,875,935	1,875,935	1,877,490	515,378	1,817,613	51,020,509	36,067,837
3,856,852	3,856,852	3,858,391	843,384	3,059,343	110,672,960	78,047,425
1,780,562	1,780,562	1,783,117	496,501	1,681,997	55,426,384	39,345,525
2,223,641	2,223,641	2,226,260	506,634	1,778,560	73,185,247	51,550,109
1,342,806	1,342,806	1,344,460	379,137	1,254,693	47,045,535	33,414,129
1,641,886	1,641,886	1,643,767	407,430	1,379,996	60,753,589	42,822,780
1,087,417	1,087,417	1,088,953	279,447	950,151	42,470,431	29,998,183
1,429,141	1,429,141	1,430,715	326,841	1,116,152	58,841,768	41,645,681
1,093,306	1,093,306	1,094,630	329,010	1,116,411	47,246,750	33,363,729
1,189,406	1,189,406	1,190,974	399,677	1,387,451	53,550,321	37,794,733
1,203,123	1,203,123	1,204,532	246,614	837,850	56,509,881	40,032,285
1,532,531	1,532,531	1,533,975	259,174	896,423	75,327,999	52,982,990
968,294	968,294	969,390	227,385	776,116	49,369,601	35,013,484
1,356,705	1,356,705	1,357,968	219,953	763,110	71,996,325	50,620,323
3,447,157	3,447,157	3,448,070	244,567	844,853	188,375,991	132,569,187
1,187,424	1,187,424	1,188,343	172,920	601,239	67,890,483	47,860,642
1,563,502	1,563,502	1,564,600	183,878	646,198	92,099,488	64,751,266
799,293	799,293	800,112	140,015	496,008	48,725,356	34,367,546
1,066,095	1,066,095	1,067,093	179,525	631,862	67,188,274	47,284,355
772,457	772,457	773,413	154,215	532,496	50,183,397	35,344,395
825,802	825,802	826,392	147,223	512,538	55,301,128	38,895,370
2,610,687	2,610,687	2,611,361	273,407	958,208	178,455,829	125,308,634
697,295	697,295	697,970	116,111	405,425	49,463,819	34,878,461
1,056,945	1,056,945	1,057,858	150,991	526,587	76,757,209	54,393,101
535,740	535,740	536,312	103,061	356,798	40,226,402	28,358,693
566,478	566,478	567,051	109,391	384,094	43,555,659	30,858,206
605,014	605,014	605,509	115,081	401,138	47,884,284	34,127,485
1,355,518	1,355,518	1,356,051	256,445	898,904	110,447,481	77,620,968
493,882	493,882	494,513	144,170	514,164	41,031,057	29,073,867
682,213	682,213	683,029	157,984	555,031	58,196,469	40,934,248
400,027	400,027	400,634	92,963	332,255	34,794,212	24,580,389
362,932	362,932	363,360	85,938	302,854	32,301,891	22,749,492
380,358	380,358	380,839	95,203	333,808	34,607,395	24,443,311
376,631	376,631	377,049	89,472	317,930	35,029,898	25,143,106
355,071	355,071	355,424	88,391	324,525	33,713,268	23,909,373
356,674	356,674	357,150	107,190	378,978	34,615,424	24,725,527
311,068	311,068	311,720	85,252	305,619	30,774,105	21,737,764
8,330,387	8,330,387	8,338,219	2,117,530	8,207,953	2,245,993,047	1,589,399,925
657,529	-	2,287	135,855	558,886	157,437,085	110,730,375

Note : 1) According to the review result 2) other : claims with 0 visit

제IV-6-2표  
Table IV-6-2

내원일당 진료비  
Review Records

구 분 Division	보 건 의 료 원 Hospitalized health center						
	청 구 건 수 Claims	입내원일수 Visits	요양급여일수 Reimbursed days	원외처방횟수 Prescription times	원외처방일수 Prescription days	진 료 비 Medical Expenses	금 여 비 Benefit
<b>계 Total</b>	<b>399,464</b>	<b>399,464</b>	<b>1,109,448</b>	<b>257,973</b>	<b>8,179,795</b>	<b>12,945,551</b>	<b>9,678,126</b>
0 ~ 5,000 원 KRW	866	866	1,121	673	14,936	276	168
5,001 ~ 6,000	4,815	4,815	5,006	4,431	176,902	28,410	21,355
6,001 ~ 7,000	270	270	286	244	6,497	1,669	1,283
7,001 ~ 8,000	33	33	41	13	196	250	195
8,001 ~ 9,000	472	472	518	392	7,486	3,910	3,002
9,001 ~ 10,000	744	744	864	318	2,146	7,149	5,656
10,001 ~ 12,000	87,813	87,813	89,768	78,682	3,462,627	1,037,129	854,810
12,001 ~ 14,000	38,391	38,391	39,219	30,226	1,127,455	502,758	422,306
14,001 ~ 16,000	15,137	15,137	18,073	9,577	293,317	224,478	188,344
16,001 ~ 18,000	54,731	54,731	61,220	37,655	1,037,066	922,327	754,853
18,001 ~ 20,000	25,201	25,201	32,448	11,013	124,761	477,723	395,317
20,001 ~ 22,000	12,998	12,998	24,344	5,858	84,746	273,063	209,394
22,001 ~ 24,000	18,806	18,806	28,748	8,970	107,221	434,261	334,038
24,001 ~ 26,000	12,704	12,704	23,143	6,354	115,575	316,586	239,192
26,001 ~ 28,000	13,131	13,131	22,957	8,402	228,768	353,130	265,339
28,001 ~ 30,000	5,877	5,877	14,876	2,841	76,563	170,233	123,170
30,001 ~ 32,000	4,807	4,807	13,925	2,304	43,547	149,174	107,141
32,001 ~ 34,000	4,233	4,233	12,381	1,499	20,383	139,536	105,298
34,001 ~ 36,000	3,037	3,037	11,602	1,317	20,790	106,516	77,519
36,001 ~ 38,000	2,399	2,399	12,093	1,116	20,626	88,789	63,263
38,001 ~ 40,000	2,519	2,519	10,166	1,102	15,165	98,517	70,872
40,001 ~ 42,000	5,914	5,914	13,916	4,387	147,722	242,833	190,925
42,001 ~ 44,000	3,395	3,395	10,926	1,979	43,176	146,730	105,872
44,001 ~ 46,000	3,705	3,705	10,976	1,891	23,320	166,797	119,118
46,001 ~ 48,000	3,198	3,198	12,948	1,671	22,071	150,127	107,792
48,001 ~ 50,000	3,507	3,507	13,909	1,958	28,361	171,392	122,304
50,001 ~ 52,000	4,232	4,232	10,312	2,387	40,156	215,871	154,091
52,001 ~ 54,000	5,839	5,839	13,829	3,489	49,497	308,692	220,723
54,001 ~ 56,000	4,822	4,822	15,374	3,250	52,357	264,477	188,111
56,001 ~ 58,000	2,825	2,825	16,348	1,481	39,253	161,004	114,763
58,001 ~ 60,000	3,447	3,447	10,239	1,875	46,088	203,295	146,355
60,001 ~ 62,000	3,855	3,855	12,722	2,028	76,608	235,020	169,408
62,001 ~ 64,000	2,002	2,002	10,829	1,059	22,477	126,117	89,678
64,001 ~ 66,000	3,611	3,611	14,404	2,037	114,004	235,156	166,504
66,001 ~ 68,000	2,678	2,678	10,371	1,294	47,388	179,098	127,078
68,001 ~ 70,000	1,888	1,888	10,007	878	24,116	130,264	92,935
70,001 ~ 72,000	1,544	1,544	10,393	720	24,499	109,732	77,648
72,001 ~ 74,000	1,417	1,417	12,450	615	16,747	103,248	72,978
74,001 ~ 76,000	1,215	1,215	11,029	535	10,887	91,180	64,661
76,001 ~ 78,000	1,910	1,910	18,297	634	14,144	146,673	103,709
78,001 ~ 80,000	2,137	2,137	12,909	464	9,640	168,257	120,117
80,001 ~ 82,000	1,292	1,292	7,521	490	9,936	104,681	75,389
82,001 ~ 84,000	837	837	17,092	315	7,385	69,490	49,340
84,001 ~ 86,000	867	867	10,660	320	6,207	73,671	52,461
86,001 ~ 88,000	695	695	12,196	272	5,661	60,519	42,820
88,001 ~ 90,000	737	737	17,183	246	5,806	65,630	46,574
90,001 ~ 92,000	658	658	8,738	286	6,778	59,843	42,437
92,001 ~ 94,000	637	637	8,530	275	6,401	59,183	41,921
94,001 ~ 96,000	740	740	9,018	305	8,582	70,339	50,093
96,001 ~ 98,000	512	512	5,985	233	4,843	49,668	35,270
98,001 ~ 100,000	557	557	7,990	267	7,497	55,157	39,152
100,001 이상 and over	19,807	19,807	329,548	7,345	271,415	3,385,524	2,405,384
기타 other	-	-	-	-	-	-	-

주 : 1) 심사일 기준 2) 기타 : 내원일수가 '0'인 건

# 크기별 심사실적(외래) <계속>

per Visit(Outpatient) <Cont'd>

(단위 : 건, 일, 회, 천원)  
Unit : Claim, Day, Time, KRW 1,000

보 건 소 Health center						
청 구 건 수 Claims	입내원일수 Visits	요양급여일수 Reimbursed days	원외처방횟수 Prescription times	원외처방일수 Prescription days	진 료 비 Medical Expenses	금 여 비 Benefit
<b>966,692</b>	<b>966,692</b>	<b>1,282,424</b>	<b>619,689</b>	<b>36,000,872</b>	<b>5,795,837</b>	<b>4,950,661</b>
69,319	69,319	69,359	7	316	103,542	69,707
797,942	797,942	799,263	613,708	35,829,926	4,467,337	3,964,481
3,898	3,898	3,898	432	11,134	27,000	21,164
58,117	58,117	58,206	5,334	152,372	413,862	326,300
1,416	1,416	3,682	49	505	12,001	9,791
7,611	7,611	22,805	3	37	73,809	60,279
3,040	3,040	9,676	11	259	32,881	28,781
7,134	7,134	34,026	1	5	93,794	66,429
841	841	4,957	1	5	12,432	8,805
9,314	9,314	65,225	14	142	160,708	113,543
246	246	2,028	1	3	4,658	3,302
508	508	5,075	-	-	10,837	7,708
1,412	1,412	14,219	1	10	31,920	22,550
95	95	1,142	-	-	2,382	1,672
724	724	10,096	-	-	20,052	14,203
1,051	1,051	14,948	2	28	30,437	21,648
312	312	4,683	2	75	9,472	6,681
28	28	454	-	-	917	644
15	15	264	-	-	514	360
14	14	274	-	-	522	366
381	381	7,714	-	-	14,750	10,386
69	69	1,454	-	-	2,810	1,984
7	7	158	-	-	302	225
26	26	613	-	-	1,163	815
25	25	624	-	-	1,176	824
9	9	233	-	-	437	322
34	34	952	-	-	1,734	1,217
263	263	7,429	-	-	13,867	9,751
1,089	1,089	32,669	2	35	60,531	42,757
476	476	14,293	38	1,067	26,956	19,124
50	50	1,558	-	-	2,930	2,072
1	1	32	1	32	60	42
6	6	210	-	-	381	267
18	18	630	1	35	1,172	821
5	5	185	-	-	333	233
7	7	259	-	-	480	336
9	9	347	-	-	635	445
22	22	881	-	-	1,616	1,132
2	2	83	-	-	150	105
-	-	-	-	-	-	-
1	1	44	-	-	79	55
2	2	90	-	-	161	113
3	3	135	1	45	246	197
2	2	94	-	-	170	119
-	-	-	-	-	-	-
10	10	498	-	-	893	626
7	7	350	1	1	635	444
-	-	-	-	-	-	-
-	-	-	-	-	-	-
6	6	336	-	-	585	410
2	2	112	-	-	200	140
1,123	1,123	86,161	79	4,840	152,307	107,284
-	-	-	-	-	-	-

Note : 1) According to the review result 2) other : claims with 0 visit

제IV-6-2표

Table IV-6-2

## 내원일당 진료비

## Review Records

구 분 Division	보 건 지 소 Health subcenter						
	청 구 건 수 Claims	입내원일수 Visits	요양급여일수 Reimbursed days	원외처방횟수 Prescription times	원외처방일수 Prescription days	진 료 비 Medical Expenses	금 여 비 Benefit
<b>계 Total</b>	<b>1,369,465</b>	<b>1,369,465</b>	<b>28,579,264</b>	<b>256,607</b>	<b>13,664,589</b>	<b>54,184,281</b>	<b>38,974,904</b>
0 ~ 5,000 원 KRW	321,835	321,835	323,490	225,085	12,082,979	1,370,879	1,198,626
5,001 ~ 6,000	233,252	233,252	233,271	24,423	1,394,301	1,305,536	1,069,819
6,001 ~ 7,000	51,872	51,872	51,872	4,060	94,031	335,708	271,575
7,001 ~ 8,000	4,367	4,367	4,925	440	11,018	31,356	25,306
8,001 ~ 9,000	11,055	11,055	23,843	157	2,594	91,688	79,906
9,001 ~ 10,000	14,733	14,733	45,339	25	285	142,971	121,244
10,001 ~ 12,000	173,687	173,687	653,259	627	7,841	1,963,673	1,781,075
12,001 ~ 14,000	43,823	43,823	217,296	135	2,275	584,937	413,145
14,001 ~ 16,000	3,679	3,679	21,567	7	37	55,144	39,037
16,001 ~ 18,000	38,645	38,645	270,752	220	2,622	651,647	461,351
18,001 ~ 20,000	2,100	2,100	16,482	4	112	38,972	27,660
20,001 ~ 22,000	15,560	15,560	155,326	68	1,177	339,428	240,355
22,001 ~ 24,000	2,627	2,627	26,446	-	-	59,456	42,056
24,001 ~ 26,000	885	885	10,618	-	-	22,341	15,773
26,001 ~ 28,000	1,288	1,288	17,803	2	15	35,687	25,156
28,001 ~ 30,000	9,317	9,317	131,727	34	544	268,706	189,610
30,001 ~ 32,000	8,817	8,817	132,180	34	676	268,282	189,448
32,001 ~ 34,000	285	285	4,658	1	10	9,341	6,572
34,001 ~ 36,000	168	168	3,000	1	10	5,910	4,167
36,001 ~ 38,000	457	457	9,047	11	270	17,207	12,122
38,001 ~ 40,000	4,466	4,466	89,430	3	60	173,909	122,847
40,001 ~ 42,000	565	565	11,860	-	-	22,955	16,382
42,001 ~ 44,000	116	116	2,567	-	-	4,927	3,471
44,001 ~ 46,000	291	291	6,891	-	-	13,114	9,265
46,001 ~ 48,000	229	229	5,730	-	-	10,821	7,694
48,001 ~ 50,000	156	156	4,012	-	-	7,622	5,359
50,001 ~ 52,000	463	463	12,889	2	73	23,604	16,573
52,001 ~ 54,000	4,518	4,518	126,692	10	277	237,443	167,293
54,001 ~ 56,000	112,091	112,091	3,362,628	311	8,594	6,250,487	4,403,253
56,001 ~ 58,000	842	842	25,324	3	150	48,132	34,146
58,001 ~ 60,000	175	175	5,599	-	-	10,370	7,275
60,001 ~ 62,000	87	87	2,873	-	-	5,309	3,717
62,001 ~ 64,000	118	118	4,061	1	34	7,402	5,205
64,001 ~ 66,000	328	328	11,502	-	-	21,145	14,812
66,001 ~ 68,000	198	198	7,207	-	-	13,213	9,257
68,001 ~ 70,000	54	54	2,052	-	-	3,748	2,648
70,001 ~ 72,000	103	103	4,067	-	-	7,312	5,124
72,001 ~ 74,000	574	574	22,963	1	40	41,884	29,403
74,001 ~ 76,000	57	57	2,361	-	-	4,251	3,002
76,001 ~ 78,000	203	203	8,538	-	-	15,504	10,917
78,001 ~ 80,000	415	415	18,550	-	-	32,820	23,075
80,001 ~ 82,000	2,727	2,727	122,729	7	195	222,046	156,194
82,001 ~ 84,000	77	77	3,564	1	4	6,404	4,485
84,001 ~ 86,000	58	58	2,742	1	30	4,927	3,453
86,001 ~ 88,000	170	170	8,274	1	50	14,755	10,469
88,001 ~ 90,000	482	482	24,043	-	-	43,179	30,368
90,001 ~ 92,000	228	228	11,458	-	-	20,716	14,506
92,001 ~ 94,000	68	68	3,561	-	-	6,336	4,469
94,001 ~ 96,000	106	106	5,636	-	-	10,079	7,085
96,001 ~ 98,000	550	550	30,708	1	60	53,444	37,646
98,001 ~ 100,000	157	157	8,653	1	90	15,462	10,916
100,001 이상 and over	300,341	300,341	22,267,199	930	54,135	39,232,097	27,580,591
기타 other	-	-	-	-	-	-	-

주 : 1) 심사일 기준 2) 기타 : 내원일수가 '0'인 건



# 크기별 심사실적(외래) <계속>

per Visit(Outpatient) <Cont'd>

(단위 : 건, 일, 회, 천원)  
Unit : Claim, Day, Time, KRW 1,000

보 건 진 료 소 Primary health care post						
청 구 건 수 Claims	입내원일수 Visits	요양급여일수 Reimbursed days	원외처방횟수 Prescription times	원외처방일수 Prescription days	진 료 비 Medical Expenses	급 여 비 Benefit
<b>2,509,047</b>	<b>2,511,831</b>	<b>24,474,146</b>	<b>-</b>	<b>-</b>	<b>46,209,195</b>	<b>36,270,640</b>
65,631	65,634	67,354	-	-	241,911	184,207
80,447	80,459	80,459	-	-	410,341	339,895
18,947	18,949	37,898	-	-	125,311	108,543
45,009	45,020	135,060	-	-	357,906	317,898
479,335	479,482	1,438,446	-	-	3,912,573	3,486,201
71,697	71,720	286,880	-	-	693,336	629,407
1,121,634	1,123,969	5,619,851	-	-	12,582,818	11,580,894
23,096	23,099	141,421	-	-	297,072	210,584
28,319	28,320	199,692	-	-	406,577	289,727
2,056	2,056	18,504	-	-	35,570	25,372
53,837	53,846	538,462	-	-	1,013,709	718,686
555	555	6,619	-	-	12,083	8,503
60	60	780	-	-	1,402	1,011
4,616	4,617	67,361	-	-	117,558	83,034
24,902	24,907	373,613	-	-	660,540	467,573
106	106	1,746	-	-	3,047	2,146
68	68	1,224	-	-	2,111	1,480
767	767	15,198	-	-	25,435	17,919
5,610	5,610	112,819	-	-	192,553	135,878
181	181	3,989	-	-	6,729	4,733
151	151	3,500	-	-	5,866	4,123
676	676	16,607	-	-	27,763	19,488
104	104	2,726	-	-	4,511	3,158
1,153	1,153	32,252	-	-	52,097	36,645
8,930	8,930	250,102	-	-	414,515	291,744
440,616	440,838	13,225,203	-	-	21,756,417	15,299,864
628	629	19,503	-	-	32,080	22,471
131	131	4,195	-	-	6,882	4,825
168	168	5,734	-	-	9,252	6,504
907	909	31,817	-	-	51,922	36,498
49	49	1,765	-	-	2,874	2,016
13	13	489	-	-	793	556
55	55	2,199	-	-	3,470	2,430
471	474	18,960	-	-	30,701	21,505
23	23	964	-	-	1,553	1,089
5	5	219	-	-	346	242
125	125	5,623	-	-	8,817	6,200
760	762	34,296	-	-	55,193	38,786
-	-	-	-	-	-	-
10	10	500	-	-	780	547
1	1	49	-	-	79	55
68	68	3,400	-	-	5,445	3,813
2	2	106	-	-	167	117
4	4	212	-	-	339	237
21	21	1,163	-	-	1,831	1,283
194	194	10,868	-	-	17,316	12,162
-	-	-	-	-	-	-
2,692	2,692	161,518	-	-	250,032	175,779
22,919	22,921	1,375,261	-	-	2,185,975	1,535,811
5	5	305	-	-	485	340
7	7	439	-	-	697	488
1,286	1,286	116,795	-	-	182,418	128,171
-	-	-	-	-	-	-

Note : 1) According to the review result 2) other : claims with 0 visit

제IV-6-2표  
Table IV-6-2

내원일당 진료비  
Review Records

구 분 Division	한 방 병 원 Korean medicine hospital						
	청 구 건 수 Claims	입내원일수 Visits	요양급여일수 Reimbursed days	원외처방횟수 Prescription times	원외처방일수 Prescription days	진 료 비 Medical Expenses	금 여 비 Benefit
<b>계 Total</b>	<b>3,951,115</b>	<b>3,950,150</b>	<b>4,949,373</b>	<b>132,530</b>	<b>2,407,991</b>	<b>143,194,349</b>	<b>86,946,462</b>
0 ~ 5,000 원 KRW	157,250	157,250	159,368	11,689	181,545	587,596	371,895
5,001 ~ 6,000	61,593	61,593	62,861	528	6,115	350,860	216,900
6,001 ~ 7,000	40,539	40,539	41,705	663	13,705	264,603	162,704
7,001 ~ 8,000	5,571	5,571	6,545	2,360	90,881	40,193	25,618
8,001 ~ 9,000	6,979	6,979	8,893	377	3,815	59,888	36,757
9,001 ~ 10,000	33,293	33,293	34,971	2,485	41,078	320,224	209,270
10,001 ~ 12,000	83,642	83,642	87,246	896	7,128	898,048	561,221
12,001 ~ 14,000	49,424	49,424	53,566	4,573	115,881	655,411	429,561
14,001 ~ 16,000	196,053	196,053	203,882	39,418	1,123,325	2,827,313	2,026,782
16,001 ~ 18,000	68,591	68,591	80,050	3,609	47,742	1,166,787	764,162
18,001 ~ 20,000	264,585	264,585	282,196	19,196	337,530	5,151,958	3,636,894
20,001 ~ 22,000	116,074	116,074	138,609	6,955	63,962	2,439,115	1,526,750
22,001 ~ 24,000	100,433	100,433	119,649	2,433	27,813	2,325,802	1,459,206
24,001 ~ 26,000	116,962	116,962	140,474	2,900	20,672	2,941,202	1,866,726
26,001 ~ 28,000	139,228	139,228	166,560	1,886	15,204	3,761,624	2,342,465
28,001 ~ 30,000	166,866	166,866	190,476	4,017	26,048	4,858,957	3,032,062
30,001 ~ 32,000	284,352	284,352	314,568	2,087	14,731	8,823,672	5,513,967
32,001 ~ 34,000	164,708	164,708	198,075	1,683	14,098	5,449,798	3,360,878
34,001 ~ 36,000	265,929	265,929	298,057	2,656	17,576	9,321,644	5,757,840
36,001 ~ 38,000	138,080	138,080	175,252	3,071	18,330	5,102,663	3,201,842
38,001 ~ 40,000	208,372	208,372	247,294	1,824	11,762	8,152,055	5,014,796
40,001 ~ 42,000	135,389	135,389	174,682	1,017	8,382	5,534,984	3,396,092
42,001 ~ 44,000	186,789	186,789	227,775	1,169	9,474	8,077,134	4,941,505
44,001 ~ 46,000	143,504	143,504	185,482	1,224	9,737	6,425,317	3,929,617
46,001 ~ 48,000	76,168	76,168	116,664	1,365	13,269	3,577,240	2,202,210
48,001 ~ 50,000	90,921	90,921	129,377	720	6,697	4,434,159	2,689,591
50,001 ~ 52,000	44,828	44,828	80,832	694	6,287	2,283,356	1,376,127
52,001 ~ 54,000	56,685	56,685	91,966	628	6,270	3,007,279	1,806,225
54,001 ~ 56,000	30,127	30,127	64,906	587	5,368	1,660,356	977,496
56,001 ~ 58,000	26,825	26,825	52,888	476	5,632	1,531,796	907,165
58,001 ~ 60,000	24,279	24,279	51,355	321	4,206	1,433,128	832,122
60,001 ~ 62,000	16,397	16,397	39,066	323	4,450	1,000,647	585,918
62,001 ~ 64,000	27,213	27,213	44,441	369	4,940	1,720,530	985,313
64,001 ~ 66,000	23,173	23,173	43,850	538	7,127	1,506,539	863,200
66,001 ~ 68,000	22,308	22,308	37,520	230	2,649	1,498,429	867,060
68,001 ~ 70,000	38,394	38,394	55,251	239	3,989	2,640,321	1,498,786
70,001 ~ 72,000	14,721	14,721	29,042	242	4,938	1,044,877	580,602
72,001 ~ 74,000	26,662	26,662	37,437	291	4,519	1,942,573	1,081,647
74,001 ~ 76,000	16,634	16,634	27,387	187	2,912	1,250,759	672,890
76,001 ~ 78,000	18,870	18,870	28,663	187	4,275	1,455,707	786,073
78,001 ~ 80,000	12,156	12,156	19,975	271	4,341	959,583	519,267
80,001 ~ 82,000	41,609	41,609	51,454	376	5,021	3,367,247	1,775,378
82,001 ~ 84,000	24,719	24,719	33,139	172	2,845	2,041,759	1,074,687
84,001 ~ 86,000	51,493	51,493	58,852	187	3,019	4,373,436	2,257,806
86,001 ~ 88,000	39,718	39,718	46,119	136	2,812	3,439,285	1,801,116
88,001 ~ 90,000	18,293	18,293	23,913	164	2,030	1,631,534	840,421
90,001 ~ 92,000	17,750	17,750	23,058	147	1,956	1,612,425	795,495
92,001 ~ 94,000	4,948	4,948	9,380	142	1,799	460,687	236,383
94,001 ~ 96,000	7,052	7,052	11,900	115	1,908	667,469	328,361
96,001 ~ 98,000	12,098	12,098	16,798	646	5,259	1,171,328	692,217
98,001 ~ 100,000	2,938	2,938	6,346	188	2,656	290,454	151,901
100,001 이상 and over	28,965	28,965	119,558	3,860	60,152	5,633,100	3,962,063
기타 other	965	-	-	13	131	21,495	13,431

주 : 1) 심사일 기준 2) 기타 : 내원일수가 '0'인 건

# 크기별 심사실적(외래) <계속>

per Visit(Outpatient) <Cont'd>

(단위 : 건, 일, 회, 천원)  
Unit : Claim, Day, Time, KRW 1,000

한 의 원 Korean medicine clinic						
청 구 건 수 Claims	입내원일수 Visits	요양급여일수 Reimbursed days	원외처방횟수 Prescription times	원외처방일수 Prescription days	진 료 비 Medical Expenses	금 여 비 Benefit
<b>86,814,015</b>	<b>86,787,502</b>	<b>94,883,745</b>	<b>3</b>	<b>30</b>	<b>2,554,838,255</b>	<b>1,934,904,429</b>
10,688	10,688	23,158	-	-	19,694	13,537
661	661	1,836	-	-	3,584	2,559
1,287	1,287	2,883	-	-	8,273	6,035
1,427	1,427	3,421	-	-	10,817	8,001
46,428	46,428	55,012	-	-	410,734	303,108
4,841	4,841	7,952	-	-	46,036	35,113
118,511	118,511	134,700	-	-	1,332,425	1,029,910
160,865	160,865	217,703	-	-	2,094,940	1,618,248
464,460	464,460	572,790	-	-	6,848,035	5,445,606
879,903	879,903	1,030,379	-	-	14,850,318	11,981,180
13,496,879	13,496,879	13,687,952	-	-	262,685,357	232,033,989
3,206,569	3,206,569	3,449,106	-	-	66,867,373	49,341,127
4,973,796	4,973,796	5,350,841	-	-	115,177,329	87,933,220
23,443,387	23,443,387	24,148,426	-	-	582,586,255	500,515,145
5,575,311	5,575,311	5,925,669	-	-	151,243,765	107,442,233
7,328,100	7,328,100	7,854,888	-	-	213,632,195	154,350,725
3,910,317	3,910,317	4,293,128	-	-	121,520,366	86,651,901
4,879,542	4,879,542	5,316,352	-	-	161,259,396	115,501,297
2,631,307	2,631,307	3,026,145	-	-	92,015,660	65,976,084
2,797,372	2,797,372	3,201,724	-	-	103,597,037	74,929,100
2,120,556	2,120,556	2,497,551	-	-	82,434,596	59,411,338
1,802,135	1,802,135	2,154,436	-	-	73,950,541	53,916,249
1,513,662	1,513,662	1,837,134	-	-	64,819,628	46,546,154
935,366	935,366	1,217,896	-	-	42,074,995	30,784,481
935,354	935,354	1,192,586	-	-	43,817,381	31,428,900
687,608	687,608	910,204	-	-	33,628,812	23,923,817
606,092	606,092	793,593	-	-	30,870,435	21,405,592
536,367	536,367	712,275	-	-	28,351,415	19,166,988
397,904	397,904	541,434	-	-	21,901,269	14,845,028
375,422	375,422	502,486	-	-	21,347,135	13,900,322
258,491	258,491	371,831	-	-	15,265,336	9,838,920
306,533	306,533	411,835	-	-	18,683,709	11,862,410
205,333	205,333	278,931	-	-	12,949,272	8,017,690
269,939	269,939	334,278	-	-	17,553,197	10,773,726
200,113	200,113	266,085	-	-	13,413,355	7,980,390
242,125	242,125	295,183	-	-	16,700,486	9,567,465
166,821	166,821	219,858	-	-	11,835,124	6,912,896
186,675	186,675	240,041	-	-	13,609,003	7,416,864
145,979	145,979	189,998	-	-	10,933,148	6,272,342
170,731	170,731	211,268	-	-	13,127,444	6,953,066
117,590	117,590	155,672	-	-	9,288,696	5,222,581
119,959	119,959	153,587	-	-	9,721,726	5,132,749
85,978	85,978	118,074	-	-	7,139,205	3,854,100
83,578	83,578	112,279	-	-	7,113,313	3,767,988
62,131	62,131	85,015	-	-	5,406,209	2,852,184
42,923	42,923	65,695	-	-	3,821,133	2,072,020
62,045	62,045	81,067	-	-	5,653,461	2,999,084
52,594	52,594	71,718	-	-	4,861,231	2,618,694
64,249	64,249	81,907	-	-	6,085,988	3,218,392
33,028	33,028	48,367	-	-	3,189,136	2,004,731
18,327	18,327	32,206	-	-	1,813,436	1,014,890
50,243	50,243	140,417	-	-	5,485,446	3,210,746
26,513	-	254,773	3	30	1,783,405	893,511

Note : 1) According to the review result 2) other : claims with - visit

제Ⅳ-7표  
Table IV-7

진료내역 항목별  
Review Records

구 분 Division		계 Total	진찰료 Consultation	입원료 Admission	투약료 Medication	주사료 Injection	마취료 Anesthesia
계 Total	계 Total	78,704,360,694 (100.00)	15,715,405,292 (19.97)	8,968,004,592 (11.39)	1,534,997,499 (1.95)	5,825,703,574 (7.40)	2,710,205,828 (3.44)
	입원 Inpatient	34,450,618,591 (100.00)	1,984,409,772 (5.76)	8,968,004,592 (26.03)	531,298,481 (1.54)	2,750,019,324 (7.98)	661,588,660 (1.92)
	외래 Outpatient	44,253,742,103 (100.00)	13,730,995,520 (31.03)	- (-)	1,003,699,017 (2.27)	3,075,684,249 (6.95)	2,048,617,168 (4.63)
상급 종합병원 Tertiary hospital	소계 Subtotal	17,301,310,002 (100.00)	1,675,630,330 (9.68)	2,123,730,210 (12.27)	579,081,278 (3.35)	2,551,225,415 (14.75)	278,985,353 (1.61)
	입원 Inpatient	10,820,261,309 (100.00)	747,016,609 (6.90)	2,123,730,210 (19.63)	168,337,485 (1.56)	1,321,444,138 (12.21)	261,759,069 (2.42)
	외래 Outpatient	6,481,048,693 (100.00)	928,613,721 (14.33)	- (-)	410,743,793 (6.34)	1,229,781,278 (18.98)	17,226,285 (0.27)
중 합 병 원 General hospital	소계 Subtotal	17,357,173,915 (100.00)	2,484,002,335 (14.31)	3,062,025,831 (17.64)	428,140,971 (2.47)	1,549,697,156 (8.93)	194,536,088 (1.12)
	입원 Inpatient	10,601,906,606 (100.00)	807,341,454 (7.62)	3,062,025,831 (28.88)	175,356,986 (1.65)	952,681,623 (8.99)	162,041,043 (1.53)
	외래 Outpatient	6,755,267,309 (100.00)	1,676,660,881 (24.82)	- (-)	252,783,985 (3.74)	597,015,532 (8.84)	32,495,044 (0.48)
병 원 Hospital	소계 Subtotal	15,387,903,470 (100.00)	1,911,026,564 (12.42)	3,582,536,160 (23.28)	262,149,919 (1.70)	679,771,939 (4.42)	339,040,314 (2.20)
	입원 Inpatient	11,301,203,875 (100.00)	415,800,736 (3.68)	3,582,536,160 (31.70)	174,300,318 (1.54)	435,887,645 (3.86)	188,574,350 (1.67)
	외래 Outpatient	4,086,699,595 (100.00)	1,495,225,828 (36.59)	- (-)	87,849,601 (2.15)	243,884,295 (5.97)	150,465,964 (3.68)
의 원 Clinic	소계 Subtotal	23,119,850,342 (100.00)	8,643,500,006 (37.39)	197,554,646 (0.85)	263,935,047 (1.14)	1,042,252,808 (4.51)	1,785,076,614 (7.72)
	입원 Inpatient	1,713,992,280 (100.00)	13,934,525 (0.81)	197,554,646 (11.53)	13,137,687 (0.77)	39,048,258 (2.28)	47,260,035 (2.76)
	외래 Outpatient	21,405,858,062 (100.00)	8,629,565,482 (40.31)	- (-)	250,797,360 (1.17)	1,003,204,550 (4.69)	1,737,816,579 (8.12)
치 과 병 원 Dental hospital	소계 Subtotal	326,056,756 (100.00)	70,249,067 (21.55)	1,715,789 (0.53)	166,627 (0.05)	1,070,491 (0.33)	8,653,000 (2.65)
	입원 Inpatient	11,926,429 (100.00)	305,429 (2.56)	1,715,789 (14.39)	122,644 (1.03)	767,198 (6.43)	1,949,127 (16.34)
	외래 Outpatient	314,130,327 (100.00)	69,943,639 (22.27)	- (-)	43,982 (0.01)	303,292 (0.10)	6,703,873 (2.13)
치 과 의 원 Dental clinic	소계 Subtotal	5,091,675,444 (100.00)	924,629,644 (18.16)	78 (0.00)	396,395 (0.01)	336,387 (0.01)	103,810,425 (2.04)
	입원 Inpatient	72,190 (100.00)	42 (0.06)	78 (0.11)	952 (1.32)	38 (0.05)	4,916 (6.81)
	외래 Outpatient	5,091,603,254 (100.00)	924,629,601 (18.16)	- (-)	395,442 (0.01)	336,349 (0.01)	103,805,509 (2.04)
보건기관등 Hospitalized healthcenter	소계 Subtotal	120,390,765 (100.00)	6,367,346 (5.29)	441,879 (0.37)	1,127,262 (0.94)	1,349,378 (1.12)	104,034 (0.09)
	입원 Inpatient	1,255,902 (100.00)	10,978 (0.87)	441,879 (35.18)	42,409 (3.38)	190,424 (15.16)	121 (0.01)
	외래 Outpatient	119,134,863 (100.00)	6,356,368 (5.34)	- (-)	1,084,853 (0.91)	1,158,954 (0.97)	103,913 (0.09)

주 1) 2022 년 전산 청구기관의 진료실적을 토대로 추정함(한방, 약국 실적 제외)

2) 병원에는 요양병원, 정신병원 심사실적이 포함되어 있음

3) 보건기관 등엔 조산원, 보건의료원, 보건소, 보건지소, 보건진료소가 포함되어 있음

# 진료비 심사실적

by Treatment Category

(단위 : 천원, %)  
Unit : KRW 1,000, %

이학요법료 Physiotherapy	정신요법료 Psychotherapy	처치및수술료 Treatment & surgery	검사료 Test	영상진단및 방사선치료료 Radiology & radiotherapy	CT 료 CT	MRI 료 MRI	PET 료 PET	기타 Etc.
1,734,439,049 (2.20)	658,115,301 (0.84)	14,562,568,054 (18.50)	14,170,719,257 (18.00)	3,243,086,241 (4.12)	1,870,395,987 (2.38)	1,180,796,483 (1.50)	143,090,050 (0.18)	6,386,833,487 (8.11)
1,020,769,510 (2.96)	134,789,548 (0.39)	6,735,348,855 (19.55)	3,766,316,983 (10.93)	986,760,800 (2.86)	599,006,050 (1.74)	425,983,325 (1.24)	55,189,595 (0.16)	5,831,133,095 (16.93)
713,669,539 (1.61)	523,325,753 (1.18)	7,827,219,199 (17.69)	10,404,402,274 (23.51)	2,256,325,441 (5.10)	1,271,389,937 (2.87)	754,813,158 (1.71)	87,900,455 (0.20)	555,700,392 (1.26)
74,058,965 (0.43)	43,479,777 (0.25)	3,048,061,766 (17.62)	3,422,505,789 (19.78)	1,189,490,305 (6.88)	763,444,105 (4.41)	514,236,758 (2.97)	100,238,588 (0.58)	937,141,363 (5.42)
47,367,091 (0.44)	12,353,424 (0.11)	2,761,065,793 (25.52)	1,612,025,457 (14.90)	510,271,078 (4.72)	232,458,109 (2.15)	162,996,986 (1.51)	38,489,498 (0.36)	820,946,362 (7.59)
26,691,874 (0.41)	31,126,353 (0.48)	286,995,973 (4.43)	1,810,480,331 (27.93)	679,219,227 (10.48)	530,985,995 (8.19)	351,239,772 (5.42)	61,749,090 (0.95)	116,195,000 (1.80)
151,392,006 (0.87)	48,109,741 (0.28)	3,044,123,696 (17.54)	3,578,779,331 (20.62)	764,071,574 (4.40)	741,883,897 (4.27)	486,800,277 (2.80)	36,272,258 (0.21)	787,338,752 (4.53)
101,588,111 (0.96)	7,880,431 (0.07)	2,333,956,983 (22.01)	1,430,431,774 (13.49)	381,369,740 (3.60)	286,692,849 (2.70)	215,992,244 (2.04)	16,340,556 (0.15)	668,206,981 (6.31)
49,803,896 (0.74)	40,229,310 (0.60)	710,166,713 (10.51)	2,148,347,557 (31.80)	382,701,834 (5.67)	455,191,049 (6.74)	270,808,033 (4.01)	19,931,703 (0.30)	119,131,772 (1.76)
925,903,838 (6.02)	140,669,249 (0.91)	1,810,585,001 (11.77)	1,666,453,269 (10.83)	294,586,687 (1.91)	207,004,432 (1.35)	118,646,635 (0.77)	1,852,406 (0.01)	3,447,677,058 (22.40)
844,929,304 (7.48)	108,036,094 (0.96)	1,375,337,430 (12.17)	603,008,506 (5.34)	85,026,110 (0.75)	76,759,342 (0.68)	45,606,635 (0.40)	241,981 (0.00)	3,365,159,264 (29.78)
80,974,534 (1.98)	32,633,156 (0.80)	435,247,571 (10.65)	1,063,444,763 (26.02)	209,560,577 (5.13)	130,245,089 (3.19)	73,040,000 (1.79)	1,610,425 (0.04)	82,517,794 (2.02)
578,463,057 (2.50)	425,652,893 (1.84)	2,779,626,280 (12.02)	5,444,711,430 (23.55)	665,992,220 (2.88)	124,343,229 (0.54)	60,686,965 (0.26)	4,134,466 (0.02)	1,103,920,680 (4.77)
26,875,915 (1.57)	6,519,286 (0.38)	259,827,953 (15.16)	119,977,748 (7.00)	9,934,940 (0.58)	2,964,654 (0.17)	1,365,913 (0.08)	98,379 (0.01)	975,492,342 (56.91)
551,587,141 (2.58)	419,133,608 (1.96)	2,519,798,327 (11.77)	5,324,733,682 (24.88)	656,057,280 (3.06)	121,378,575 (0.57)	59,321,052 (0.28)	4,036,088 (0.02)	128,428,338 (0.60)
534,248 (0.16)	314 (0.00)	197,185,315 (60.48)	8,832,306 (2.71)	25,584,673 (7.85)	7,702,667 (2.36)	424,773 (0.13)	592,332 (0.18)	3,345,154 (1.03)
444 (0.00)	314 (0.00)	5,035,298 (42.22)	810,181 (6.79)	147,222 (1.23)	122,862 (1.03)	20,976 (0.18)	19,182 (0.16)	909,764 (7.63)
533,803 (0.17)	-	192,150,018 (61.17)	8,022,125 (2.55)	25,437,451 (8.10)	7,579,805 (2.41)	403,797 (0.13)	573,150 (0.18)	2,435,390 (0.78)
3,903,079 (0.08)	-	3,681,926,721 (72.31)	47,631,430 (0.94)	302,653,401 (5.94)	25,590,513 (0.50)	504 (0.00)	-	796,868 (0.02)
-	-	64,235 (88.98)	-	1,378 (1.91)	440 (0.61)	-	-	110 (0.15)
3,903,079 (0.08)	-	3,681,862,485 (72.31)	47,631,430 (0.94)	302,652,023 (5.94)	25,590,073 (0.50)	504 (0.00)	-	796,758 (0.02)
183,857 (0.15)	203,327 (0.17)	1,059,275 (0.88)	1,805,701 (1.50)	707,380 (0.59)	427,144 (0.35)	571 (0.00)	-	106,613,612 (88.56)
8,645 (0.69)	-	61,162 (4.87)	63,316 (5.04)	10,331 (0.82)	7,793 (0.62)	571 (0.05)	-	418,271 (33.30)
175,211 (0.15)	203,327 (0.17)	998,113 (0.84)	1,742,385 (1.46)	697,048 (0.59)	419,350 (0.35)	-	-	106,195,340 (89.14)

Note : 1) Estimation based on the total medical fee of providers using electronic claim in 2022.

2) Hospital includes review records of healthcare Institute and psychiatric hospitals.

3) Community health agency, etc. include maternity center, county hospital, health center, health center branch, and health post.

제Ⅳ-8표  
Table IV-8

처방일수별 요양기관  
Prescription Times per Prescription day

구 분 Division		계 Total	상급종합병원 Tertiary hospital	중 합 병 원 General hospital	병 원 Hospital	요 양 병 원 Healthcare Institute
계 Total	계 Total	496,182,486	17,019,503	34,404,363	37,048,165	1,063,452
	입원 Inpatient	335,462	43,130	83,294	65,430	3,697
	외래 Outpatient	495,847,024	16,976,373	34,321,069	36,982,735	1,059,755
1 일 Day	입원 Inpatient	31,168	2,620	5,578	4,694	534
	외래 Outpatient	29,625,634	1,174,168	1,297,050	1,458,628	16,041
2	입원 Inpatient	25,784	1,849	10,437	3,619	79
	외래 Outpatient	20,249,744	96,724	348,872	786,489	9,528
3	입원 Inpatient	61,500	2,677	23,507	13,948	79
	외래 Outpatient	110,611,956	225,170	1,536,440	6,201,400	86,144
4	입원 Inpatient	10,566	1,114	1,620	3,340	85
	외래 Outpatient	40,092,893	63,253	531,350	3,510,172	24,934
5	입원 Inpatient	33,254	1,691	7,883	6,157	1,435
	외래 Outpatient	56,673,877	260,874	2,145,334	4,687,998	133,686
6	입원 Inpatient	2,969	367	511	679	46
	외래 Outpatient	2,859,074	53,556	137,078	277,831	6,580
7	입원 Inpatient	52,396	3,594	9,343	7,014	83
	외래 Outpatient	59,348,485	716,518	3,895,877	6,482,920	123,255
8	입원 Inpatient	2,827	287	537	583	23
	외래 Outpatient	1,347,365	43,869	98,925	94,750	3,123
9	입원 Inpatient	1,103	89	225	267	41
	외래 Outpatient	265,164	18,168	36,099	33,061	424
10	입원 Inpatient	7,028	1,101	1,069	1,304	66
	외래 Outpatient	7,874,766	165,196	448,048	497,965	17,934
11	입원 Inpatient	1,086	415	160	173	13
	외래 Outpatient	103,042	13,132	20,235	15,237	327
12	입원 Inpatient	1,509	185	309	379	19
	외래 Outpatient	655,462	31,268	59,560	76,991	1,651
13	입원 Inpatient	813	118	125	199	137
	외래 Outpatient	79,072	8,932	16,273	9,821	521
14	입원 Inpatient	23,370	6,594	4,071	3,902	98
	외래 Outpatient	18,936,714	937,833	2,573,048	2,652,012	71,526
15	입원 Inpatient	4,196	987	792	886	16
	외래 Outpatient	5,931,412	166,342	435,400	398,881	33,037
16	입원 Inpatient	742	171	123	151	5
	외래 Outpatient	150,591	22,450	32,886	15,820	1,739
17	입원 Inpatient	1,053	249	229	288	-
	외래 Outpatient	88,390	13,586	19,123	17,743	2,208
18	입원 Inpatient	557	125	89	132	32
	외래 Outpatient	111,984	17,148	20,090	12,202	772
19	입원 Inpatient	547	25	137	185	7
	외래 Outpatient	42,321	5,937	8,232	10,980	275
20	입원 Inpatient	1,302	286	220	314	7
	외래 Outpatient	1,681,380	61,654	104,771	81,248	6,923
21	입원 Inpatient	8,694	4,385	1,752	916	11
	외래 Outpatient	3,275,361	384,444	472,004	355,316	17,947
22	입원 Inpatient	1,020	507	173	177	-
	외래 Outpatient	85,567	20,778	18,679	10,516	940
23	입원 Inpatient	314	68	95	107	1
	외래 Outpatient	65,662	10,901	14,463	5,200	579
24	입원 Inpatient	950	261	185	140	14
	외래 Outpatient	107,947	17,376	14,891	8,875	578
25	입원 Inpatient	451	123	90	95	2
	외래 Outpatient	178,813	24,307	25,489	10,290	1,254
26	입원 Inpatient	284	30	66	87	3
	외래 Outpatient	40,036	9,261	10,207	3,414	242
27	입원 Inpatient	175	24	29	53	-
	외래 Outpatient	36,099	6,020	7,508	2,961	384
28	입원 Inpatient	7,699	2,838	1,828	1,538	60
	외래 Outpatient	9,758,465	961,625	1,805,949	914,432	64,815
29	입원 Inpatient	405	61	108	111	2
	외래 Outpatient	79,034	15,742	17,470	8,322	775
30	입원 Inpatient	17,524	2,112	3,088	5,468	388
	외래 Outpatient	57,252,979	957,265	3,395,259	3,192,058	228,769

주 : 1) 심사일 기준 2) 한의원 심사실적 미포함

## 종별 원외처방횟수

and by Provider Type

(단위 : 회)

Unit : Time

정신병원 Psychiatric hospital	의원 Clinic	치과병원 Dental hospital	치과의원 Dental clinic	보건의료원 Hospitalized health center	보건소 Health center	보건지소 Health subcenter	한방병원 Korean medicine hospital
239,447	389,294,590	911,578	14,924,216	258,026	619,689	256,607	142,850
1,807	126,741	828	162	53	-	-	10,320
237,640	389,167,849	910,750	14,924,054	257,973	619,689	256,607	132,530
127	17,081	44	1	2	-	-	487
1,083	25,356,502	29,264	270,876	8,912	7,050	3,139	2,921
27	9,593	14	-	2	-	-	164
1,156	17,653,456	34,315	1,305,393	4,597	4,349	1,938	2,927
22	20,759	62	3	4	-	-	439
6,558	93,111,291	437,513	8,919,683	35,151	16,263	9,566	26,777
19	4,280	7	1	-	-	-	100
1,263	35,432,006	24,144	490,106	4,494	4,556	3,614	3,001
246	15,242	47	143	4	-	-	406
6,951	46,089,616	206,202	3,065,758	25,250	23,472	10,255	18,481
7	1,225	4	-	-	-	-	130
790	2,302,458	6,828	68,754	3,192	1,069	476	462
64	31,030	117	14	9	-	-	1,128
20,632	47,246,452	90,387	694,404	24,542	17,590	9,237	26,671
4	1,208	13	-	2	-	-	170
1,009	1,092,508	2,507	6,529	455	2,315	927	448
4	420	6	-	-	-	-	51
412	174,052	585	1,875	106	248	95	39
21	3,112	17	-	1	-	-	337
1,805	6,687,780	5,613	32,000	4,727	6,905	4,041	2,752
7	268	4	-	-	-	-	46
369	52,912	360	357	33	27	35	18
6	467	8	-	-	-	-	136
533	477,942	2,186	1,045	670	2,643	732	241
2	163	14	-	-	-	-	55
599	41,808	364	242	238	228	36	10
80	7,520	53	-	4	-	-	1,048
32,515	12,570,703	34,006	41,783	6,526	5,855	3,247	7,660
13	1,321	16	-	-	-	-	165
2,614	4,872,786	2,526	3,599	4,671	5,878	3,419	2,259
9	174	4	-	-	-	-	105
461	76,262	327	105	55	369	96	21
4	183	12	-	-	-	-	88
292	34,639	418	182	24	37	124	14
38	110	11	-	-	-	-	20
242	60,972	257	121	74	79	19	8
3	135	16	-	-	-	-	39
140	16,468	156	70	14	36	9	4
4	370	11	-	-	-	-	90
1,243	1,419,336	889	584	774	2,361	1,093	504
19	1,260	24	-	-	-	-	327
17,126	2,016,350	6,216	2,077	1,247	819	965	850
4	98	11	-	-	-	-	50
504	33,860	163	17	35	41	23	11
4	21	-	-	-	-	-	18
190	34,062	95	30	43	70	16	13
4	114	13	-	-	-	-	219
189	65,272	219	92	72	290	52	41
10	71	3	-	-	-	-	57
247	116,617	169	44	67	194	80	55
1	71	5	-	-	-	-	21
269	16,423	117	10	31	45	10	7
8	37	8	-	-	-	-	16
282	18,823	33	23	13	35	12	5
140	803	20	-	2	-	-	470
72,666	5,917,454	5,928	2,345	5,717	3,486	1,486	2,562
5	68	-	-	-	-	-	50
461	36,128	72	14	29	12	4	5
401	4,625	16	-	6	-	-	1,420
28,012	49,238,654	7,999	12,730	39,519	91,674	44,904	16,136

Note : 1) According to the review result 2) Korean medicine clinics review records were excluded

제Ⅳ-8표  
Table IV-8

처방일수별 요양기관  
Prescription Times per Prescription day

구 분 Division			계 Total	상급종합병원 Tertiary hospital	중 합 병 원 General hospital	병 원 Hospital	요 양 병 원 Healthcare Institute
31 일 Day	입원 Inpatient		849	122	133	307	8
	외래 Outpatient		155,361	17,348	32,270	19,742	4,093
32	입원 Inpatient		353	58	63	120	7
	외래 Outpatient		69,042	12,998	21,169	7,356	498
33	입원 Inpatient		494	100	93	147	9
	외래 Outpatient		85,143	9,257	16,146	15,932	911
34	입원 Inpatient		282	34	43	95	6
	외래 Outpatient		40,687	4,398	7,347	6,012	261
35	입원 Inpatient		1,868	565	485	454	-
	외래 Outpatient		1,504,150	382,351	525,716	96,847	8,737
36	입원 Inpatient		284	50	45	96	3
	외래 Outpatient		78,081	21,725	19,877	5,191	730
37	입원 Inpatient		962	38	185	373	-
	외래 Outpatient		121,019	9,893	14,934	53,018	1,239
38	입원 Inpatient		286	21	40	85	-
	외래 Outpatient		24,447	5,889	7,072	3,663	358
39	입원 Inpatient		119	4	26	37	-
	외래 Outpatient		9,347	2,541	2,876	900	69
40	입원 Inpatient		528	109	88	144	15
	외래 Outpatient		598,866	58,940	69,321	35,407	1,840
41	입원 Inpatient		121	10	24	42	-
	외래 Outpatient		8,745	2,483	2,760	949	24
42	입원 Inpatient		1,138	342	339	266	2
	외래 Outpatient		581,004	177,290	172,739	41,520	384
43	입원 Inpatient		214	22	56	49	-
	외래 Outpatient		21,233	7,610	7,186	2,343	38
44	입원 Inpatient		823	82	173	315	9
	외래 Outpatient		50,184	4,193	6,208	30,474	116
45	입원 Inpatient		524	98	110	157	2
	외래 Outpatient		944,245	73,161	90,924	50,634	1,865
46	입원 Inpatient		89	12	17	13	-
	외래 Outpatient		21,745	4,500	6,616	1,501	32
47	입원 Inpatient		111	7	8	29	-
	외래 Outpatient		9,246	2,449	3,198	1,104	20
48	입원 Inpatient		170	9	17	23	3
	외래 Outpatient		17,455	4,657	4,600	3,628	22
49	입원 Inpatient		366	66	83	134	3
	외래 Outpatient		114,823	39,445	39,607	5,733	102
50	입원 Inpatient		289	68	43	86	6
	외래 Outpatient		283,194	55,699	58,057	17,786	690
51	입원 Inpatient		230	26	56	91	-
	외래 Outpatient		12,084	2,750	3,164	4,115	43
52	입원 Inpatient		150	23	22	40	-
	외래 Outpatient		12,818	3,812	4,406	1,329	24
53	입원 Inpatient		48	10	7	20	-
	외래 Outpatient		19,162	3,349	6,267	1,681	50
54	입원 Inpatient		91	1	18	31	-
	외래 Outpatient		12,519	3,354	4,304	958	32
55	입원 Inpatient		104	17	22	25	-
	외래 Outpatient		30,849	7,648	10,092	1,769	73
56	입원 Inpatient		1,040	322	371	153	6
	외래 Outpatient		2,451,509	405,843	732,613	195,532	6,884
57	입원 Inpatient		83	14	29	13	3
	외래 Outpatient		35,628	19,033	10,628	1,311	184
58	입원 Inpatient		367	49	67	140	-
	외래 Outpatient		55,516	7,988	14,601	18,847	156
59	입원 Inpatient		52	4	13	5	-
	외래 Outpatient		8,373	2,326	2,882	1,254	18
60	입원 Inpatient		6,120	773	1,376	1,918	173
	외래 Outpatient		31,837,685	721,484	3,191,411	2,355,404	115,103
61 일 이상 and over	입원 Inpatient		16,021	5,121	4,863	3,116	156
	외래 Outpatient		29,023,575	8,398,462	9,685,468	2,167,262	58,248

주 : 1) 심사일 기준 2) 한의원 심사실적 미포함



## 종별 원외처방횟수 <계속>

and by Provider Type <Cont'd>

(단위 : 회)

Unit : Time

정신병원 Psychiatric hospital	의원 Clinic	치과병원 Dental hospital	치과의원 Dental clinic	보건의료원 Hospitalized health center	보건소 Health center	보건지소 Health subcenter	한방병원 Korean medicine hospital
25	170	3	-	-	-	-	81
228	80,804	731	47	39	47	3	9
15	60	-	-	-	-	-	30
396	26,426	124	12	21	31	9	2
-	125	-	-	-	-	-	20
92	42,572	125	23	30	31	7	17
4	75	5	-	-	-	-	20
43	22,400	74	6	34	28	78	6
12	186	21	-	-	-	-	145
2,375	485,830	722	95	1,069	293	63	52
4	37	2	-	-	-	-	47
167	30,171	107	10	39	43	15	6
16	232	7	-	-	-	-	111
70	41,692	68	5	49	27	7	17
5	67	15	-	-	-	-	53
54	7,287	60	-	20	26	14	4
-	42	-	-	-	-	-	10
14	2,853	24	2	11	42	15	-
13	94	-	-	-	-	-	65
277	431,045	333	29	239	1,084	248	103
2	16	-	-	-	-	-	27
13	2,432	25	24	4	17	14	-
15	85	7	-	-	-	-	82
2,184	185,349	680	113	531	150	28	36
10	47	15	-	-	-	-	15
64	3,873	67	3	14	27	4	4
10	151	-	-	2	-	-	81
165	8,890	62	5	23	27	8	13
11	89	20	-	-	-	-	37
314	725,530	297	83	515	628	237	57
2	8	4	-	-	-	-	33
47	8,890	54	-	14	61	29	1
3	41	13	-	-	-	-	10
9	2,398	18	2	8	32	5	3
-	34	10	-	-	-	-	74
37	4,354	39	19	16	53	11	19
3	37	2	-	-	-	-	38
302	29,353	96	4	136	36	8	1
3	41	5	-	-	-	-	37
109	149,551	162	58	203	404	405	70
14	23	3	-	-	-	-	17
40	1,921	13	3	4	27	4	-
5	24	-	-	-	-	-	36
19	3,143	15	1	11	52	4	2
-	1	-	-	-	-	-	10
15	7,676	15	8	21	58	17	5
-	7	-	-	-	-	-	34
23	3,770	11	3	7	51	2	4
2	18	14	-	3	-	-	3
9	11,142	27	5	18	44	20	2
39	105	-	-	-	-	-	44
8,463	1,097,720	489	44	943	1,921	717	340
2	19	-	-	-	-	-	3
50	4,353	17	3	20	23	3	3
16	49	8	-	-	-	-	38
289	13,592	4	1	19	11	7	1
-	7	5	-	-	-	-	18
16	1,856	5	-	2	10	3	1
133	1,305	1	-	10	-	-	431
13,847	25,091,655	2,728	1,454	50,630	203,916	79,642	10,411
140	1,717	88	-	2	-	-	818
7,296	8,375,729	3,700	1,144	32,005	212,493	75,330	6,438

Note : 1) According to the review result 2) Korean medicine clinics review records were excluded

제IV-9표  
Table IV-9

질병군 범주별(DRG)  
Review Records by

구 분		청 구 건 수 Claims	일 수 Number of Days		진 료 비 ( 천 원 ) Medical Expenses(KRW 1,000)	
			입 내 원 Visit	요 양 급 여 Reimbursed	계 Total	급 여 비 Benefit
계	계	1,199,185	2,705,583	4,517,606	1,935,570,624	1,528,820,130
	상 급 종 합 병 원	87,243	279,492	767,488	277,167,224	217,413,932
	종 합 병 원	93,351	374,758	763,168	285,054,810	210,891,100
	병 원	218,416	823,081	1,323,733	435,839,950	346,404,370
	의 원	800,175	1,228,252	1,663,217	937,508,640	754,110,728
수정제수술	소 계	674,864	695,327	1,051,181	736,461,941	589,843,438
	상 급 종 합 병 원	33,365	39,066	182,807	51,959,327	41,696,042
	종 합 병 원	19,856	26,586	93,931	26,261,165	20,912,182
	병 원	50,467	56,272	88,869	56,983,771	45,482,583
	의 원	571,176	573,403	685,574	601,257,678	481,752,631
편도및아데노이드절제술	소 계	13,187	36,053	100,234	20,777,762	16,270,287
	상 급 종 합 병 원	3,709	10,929	42,466	7,424,941	5,925,144
	종 합 병 원	2,488	8,279	24,531	4,397,758	3,346,906
	병 원	2,448	7,520	16,451	3,556,684	2,658,040
	의 원	4,542	9,325	16,786	5,398,379	4,340,198
중수절제술	소 계	45,961	218,445	401,361	177,801,961	128,629,091
	상 급 종 합 병 원	5,141	23,897	51,090	23,917,159	18,005,173
	종 합 병 원	28,836	139,921	256,326	115,259,610	82,286,290
	병 원	8,626	40,162	70,114	28,507,950	20,791,336
	의 원	3,358	14,465	23,831	10,117,241	7,546,292
서혜및대퇴부탈장수술	소 계	24,319	68,004	164,876	58,245,133	45,951,112
	상 급 종 합 병 원	5,789	15,940	42,112	16,646,569	13,799,939
	종 합 병 원	8,176	28,898	65,891	22,343,623	16,695,289
	병 원	7,300	16,634	45,523	14,202,749	11,382,705
	의 원	3,054	6,532	11,350	5,052,192	4,073,180
항문및항문주위수술	소 계	228,652	501,800	930,284	267,053,551	206,013,044
	상 급 종 합 병 원	1,741	6,675	21,493	3,522,876	2,733,362
	종 합 병 원	8,880	31,132	77,041	14,493,510	10,740,320
	병 원	55,110	153,278	354,457	73,823,069	55,374,628
	의 원	162,921	310,715	477,293	175,214,095	137,164,733
자궁및자궁부속기수술	소 계	74,494	341,577	654,946	304,001,514	219,832,526
	상 급 종 합 병 원	23,803	108,386	250,014	120,531,556	87,627,620
	종 합 병 원	16,341	84,201	160,334	74,731,952	53,002,031
	병 원	24,435	113,462	180,208	83,159,396	59,752,938
	의 원	9,915	35,528	64,390	25,578,609	19,449,936
제왕절개분만	소 계	137,708	844,377	1,214,724	371,228,764	322,280,633
	상 급 종 합 병 원	13,695	74,599	177,506	53,164,795	47,626,652
	종 합 병 원	8,774	55,741	85,114	27,567,191	23,908,083
	병 원	70,030	435,753	568,111	175,606,329	150,962,140
	의 원	45,209	278,284	383,993	114,890,448	99,783,758

주 : 1) 심사일 기준 2) 2021 년 심사실적부터 선별급여비용 포함

# 진료비 심사실적

## Diagnosis Related Group

(단위 : 건, 일, 원)  
Unit : Claim, Day, KRW

건 당 일 수 Days per Claim		건 당 진료비 Medical Expense perclaim	건 당 급여비 Benefit perclaim	일 당 진료비 Medical Expense per day		Division	
입 내 원 Visit	요 양 급여 Reimbursed			입 내 원 Visit	요 양 급여 Reimbursed		
2.26	3.77	1,614,072	1,274,883	715,399	428,451	Total	Total
3.20	8.80	3,176,957	2,492,050	991,682	361,136	Tertiary hospital	
4.01	8.18	3,053,581	2,259,120	760,637	373,515	General hospital	
3.77	6.06	1,995,458	1,585,984	529,523	329,251	Hospital	
1.53	2.08	1,171,630	942,432	763,287	563,672	Clinic	
1.03	1.56	1,091,275	874,018	1,059,159	700,604	Subtotal	Lens procedures
1.17	5.48	1,557,300	1,249,694	1,330,040	284,231	Tertiary hospital	
1.34	4.73	1,322,581	1,053,192	987,782	279,579	General hospital	
1.12	1.76	1,129,129	901,234	1,012,649	641,211	Hospital	
1.00	1.20	1,052,666	843,440	1,048,578	877,014	Clinic	
2.73	7.60	1,575,625	1,233,813	576,312	207,293	Subtotal	Tonsillectomy and Adenoidectomy
2.95	11.45	2,001,871	1,597,504	679,380	174,844	Tertiary hospital	
3.33	9.86	1,767,587	1,345,219	531,194	179,273	General hospital	
3.07	6.72	1,452,894	1,085,801	472,963	216,199	Hospital	
2.05	3.70	1,188,547	955,570	578,915	321,600	Clinic	
4.75	8.73	3,868,540	2,798,657	813,944	442,998	Subtotal	Appendectomy
4.65	9.94	4,652,239	3,502,270	1,000,844	468,138	Tertiary hospital	
4.85	8.89	3,997,073	2,853,596	823,748	449,660	General hospital	
4.66	8.13	3,304,886	2,410,310	709,824	406,594	Hospital	
4.31	7.10	3,012,877	2,247,258	699,429	424,541	Clinic	
2.80	6.78	2,395,046	1,889,515	856,496	353,266	Subtotal	Inguinal and Femoral hernia procedures
2.75	7.27	2,875,552	2,383,821	1,044,327	395,293	Tertiary hospital	
3.53	8.06	2,732,831	2,041,987	773,189	339,100	General hospital	
2.28	6.24	1,945,582	1,559,275	853,838	311,991	Hospital	
2.14	3.72	1,654,287	1,333,720	773,452	445,127	Clinic	
2.19	4.07	1,167,948	900,989	532,191	287,067	Subtotal	Anal and Perianal procedures
3.83	12.35	2,023,479	1,569,996	527,772	163,908	Tertiary hospital	
3.51	8.68	1,632,152	1,209,496	465,550	188,127	General hospital	
2.78	6.43	1,339,559	1,004,802	481,629	208,271	Hospital	
1.91	2.93	1,075,454	841,909	563,906	367,100	Clinic	
4.59	8.79	4,080,886	2,951,010	889,994	464,163	Subtotal	Uterine and adnexal procedures for non-malignancy
4.55	10.50	5,063,713	3,681,369	1,112,058	482,099	Tertiary hospital	
5.15	9.81	4,573,279	3,243,500	887,542	466,102	General hospital	
4.64	7.37	3,403,290	2,445,383	732,927	461,463	Hospital	
3.58	6.49	2,579,789	1,961,668	719,956	397,245	Clinic	
6.13	8.82	2,695,768	2,340,319	439,648	305,607	Subtotal	Cesarean section delivery
5.45	12.96	3,882,059	3,477,667	712,674	299,510	Tertiary hospital	
6.35	9.70	3,141,918	2,724,878	494,559	323,886	General hospital	
6.22	8.11	2,507,587	2,155,678	402,995	309,106	Hospital	
6.16	8.49	2,541,318	2,207,166	412,853	299,199	Clinic	

Note : 1) According to the review result 2) Selective benefit is included in review records from 2021

제IV-10표  
Table IV-10

질병군 세부 분류별  
Detailed Review Records by

질 병 군 분 류 기 호	청 구 건 수 Claims	일 수 Number of Days		진 료 비 ( 천 원 ) Medical Expenses(KRW 1,000)	
		입 내 원 Visit	요 양 급 여 Reimbursed	계 Total	급 여 비 Benefit
<b>계</b>	<b>1,199,185</b>	<b>2,705,583</b>	<b>4,517,606</b>	<b>1,935,570,624</b>	<b>1,528,820,130</b>
<b>수정체 수술</b>	<b>674,864</b>	<b>695,327</b>	<b>1,051,181</b>	<b>736,461,941</b>	<b>589,843,438</b>
C051 수정체 조절개 수술(유리체 절제술 유무와 무관), 단안	659,395	671,569	973,884	706,328,034	565,543,476
C052 수정체 조절개 수술(유리체 절제술 유무와 무관), 양안	9,995	18,071	69,048	24,260,862	19,609,428
C053 수정체 대절개 수술(유리체 절제술 유무와 무관), 단안	5,324	5,521	8,039	5,553,470	4,429,137
C054 수정체 대절개 수술(유리체 절제술 유무와 무관), 양안	150	166	210	319,575	261,397
<b>편도 및 아데노이드 절제술</b>	<b>13,187</b>	<b>36,053</b>	<b>100,234</b>	<b>20,777,762</b>	<b>16,270,287</b>
D111 편도 및 아데노이드 절제술	13,187	36,053	100,234	20,777,762	16,270,287
<b>충수절제술</b>	<b>45,961</b>	<b>218,445</b>	<b>401,361</b>	<b>177,801,961</b>	<b>128,629,091</b>
G081 복잡한 주진단에 의한 충수 절제술	721	5,808	8,501	2,682,679	2,048,806
G082 복잡한 주진단이 없는 충수 절제술	845	4,400	7,072	2,272,758	1,755,064
G083 복강경을 이용한 복잡한 주진단에 의한 충수절제술	16,970	90,948	159,262	71,998,184	52,185,280
G084 복강경을 이용한 복잡한 주진단이 없는 충수절제술	27,425	117,289	226,526	100,848,340	72,639,941
<b>서혜 및 대퇴부 탈장 수술</b>	<b>24,319</b>	<b>68,004</b>	<b>164,876</b>	<b>58,245,133</b>	<b>45,951,112</b>
G095 복강경을 이용한 서혜 및 대퇴부 탈장수술(장관절제 미동반), 단측	8,734	25,409	63,319	25,560,197	19,592,210
G096 서혜 및 대퇴부 탈장 수술(장관절제 미동반), 단측	12,564	35,220	84,815	23,299,615	18,517,043
G097 복강경을 이용한 서혜 및 대퇴부 탈장수술(장관절제 미동반), 양측	2,158	4,915	11,383	6,956,975	5,829,055
G098 서혜 및 대퇴부 탈장수술(장관절제 미동반), 양측	863	2,460	5,359	2,428,346	2,012,804
<b>항문 및 항문주위 수술</b>	<b>228,652</b>	<b>501,800</b>	<b>930,284</b>	<b>267,053,551</b>	<b>206,013,044</b>
G102 복수 항문수술	12,418	31,566	60,503	17,354,233	13,300,522
G104 기타 항문수술	61,460	77,607	159,362	48,994,580	38,876,042
G105 원형자동문합기를 이용한 치핵절제술	27,088	82,540	142,639	42,373,201	32,261,970
G106 주요 항문수술	127,686	310,087	567,780	158,331,536	121,574,510
<b>자궁 및 자궁부속기 수술</b>	<b>74,494</b>	<b>341,577</b>	<b>654,946</b>	<b>304,001,514</b>	<b>219,832,526</b>
N041 복강경을 이용한 자궁적출술(악성종양 제외)	16,723	86,452	162,772	88,602,278	63,437,701
N042 기타 자궁적출술(악성종양 제외)	5,518	36,071	63,987	23,696,301	17,620,519
N045* 복강경을 이용한 기타 자궁 수술(악성종양 제외)	14,541	70,127	124,734	63,090,306	44,822,329
N046* 복강경을 이용한 자궁부속기 수술(악성종양 제외)	23,880	106,943	207,291	94,732,389	68,095,354
N047* 기타 자궁 수술(악성종양 제외)	10,199	28,348	70,062	23,631,400	18,102,453
N048* 자궁부속기 수술(악성종양 제외)	3,633	13,636	26,100	10,248,839	7,754,170
<b>제왕절개분만</b>	<b>137,708</b>	<b>844,377</b>	<b>1,214,724</b>	<b>371,228,764</b>	<b>322,280,633</b>
O016 제왕절개분만(단태아)	132,278	812,662	1,156,504	353,719,716	306,829,266
O017 제왕절개분만(다태아)	5,430	31,715	58,220	17,509,048	15,451,367

주 : 1) 심사일 기준 2) \* :2013.7 월 종합병원 이상 당연적용되면서 질병군 분류번호 세분화  
3) 2021 년 심사실적부터 선별급여비용 포함

# 진료비 심사실적(계)

## Diagnosis Related Group(Total)

(단위 : 건, 일, 원)  
Unit : Claim, Day, KRW

건 당 일 수 Days per Claim		건 당 진 료 비 Medical Expense perclaim	건 당 급 여 비 Benefit perclaim	일 당 진 료 비 Medical Expense per day		DRG Code
입 내 원 Visit	요 양 급 여 Reimbursed			입 내 원 Visit	요 양 급 여 Reimbursed	
<b>2.26</b>	<b>3.77</b>	<b>1,614,072</b>	<b>1,274,883</b>	<b>715,399</b>	<b>428,451</b>	<b>Total</b>
<b>1.03</b>	<b>1.56</b>	<b>1,091,275</b>	<b>874,018</b>	<b>1,059,159</b>	<b>700,604</b>	<b>Lens procedures</b>
1.02	1.48	1,071,176	857,670	1,051,758	725,269	Lens procedures with small incision, unilateral C051
1.81	6.91	2,427,300	1,961,924	1,342,530	351,362	Lens procedures with small incision, bilateral C052
1.04	1.51	1,043,101	831,919	1,005,881	690,816	Lens procedures with large incision, unilateral C053
1.11	1.40	2,130,498	1,742,648	1,925,149	1,521,785	Lens procedures with large incision, bilateral C054
<b>2.73</b>	<b>7.60</b>	<b>1,575,625</b>	<b>1,233,813</b>	<b>576,312</b>	<b>207,293</b>	<b>Tonsillectomy and Adenoidectomy</b>
2.73	7.60	1,575,625	1,233,813	576,312	207,293	Tonsillectomy and Adenoidectomy D111
<b>4.75</b>	<b>8.73</b>	<b>3,868,540</b>	<b>2,798,657</b>	<b>813,944</b>	<b>442,998</b>	<b>Appendectomy</b>
8.06	11.79	3,720,775	2,841,617	461,894	315,572	Appendectomy with complicated principal diagnosis G081
5.21	8.37	2,689,655	2,076,998	516,536	321,374	Appendectomy without complicated principal diagnosis G082
5.36	9.38	4,242,674	3,075,149	791,641	452,074	Laparoscopic appendectomy with complicated principal diagnosis G083
4.28	8.26	3,677,241	2,648,676	859,828	445,195	Laparoscopic appendectomy without complicated principal diagnosis G084
<b>2.80</b>	<b>6.78</b>	<b>2,395,046</b>	<b>1,889,515</b>	<b>856,496</b>	<b>353,266</b>	<b>Inguinal and Femoral hernia procedures</b>
2.91	7.25	2,926,517	2,243,212	1,005,951	403,673	Inguinal and femoral hernia procedures, unilateral, Laparoscopy G095
2.80	6.75	1,854,474	1,473,817	661,545	274,711	Inguinal and femoral hernia procedures, unilateral G096
2.28	5.27	3,223,807	2,701,138	1,415,458	611,172	Inguinal and femoral hernia procedures, bilateral, Laparoscopy G097
2.85	6.21	2,813,842	2,332,333	987,132	453,134	Inguinal and femoral hernia procedures, bilateral G098
<b>2.19</b>	<b>4.07</b>	<b>1,167,948</b>	<b>900,989</b>	<b>532,191</b>	<b>287,067</b>	<b>Anal and Perianal procedures</b>
2.54	4.87	1,397,506	1,071,068	549,776	286,833	Multiple anal procedures G102
1.26	2.59	797,178	632,542	631,317	307,442	Other anal procedures G104
3.05	5.27	1,564,279	1,191,006	513,366	297,066	Circular Stapled Hemorrhoidectomy G105
2.43	4.45	1,240,007	952,137	510,604	278,861	Major anal procedures G106
<b>4.59</b>	<b>8.79</b>	<b>4,080,886</b>	<b>2,951,010</b>	<b>889,994</b>	<b>464,163</b>	<b>Uterine and adnexal procedures for non-malignancy</b>
5.17	9.73	5,298,229	3,793,440	1,024,873	544,334	Laparoscopic hysterectomy for non-malignancy N041
6.54	11.60	4,294,364	3,193,280	656,935	370,330	Other hysterectomy for non-malignancy N042
4.82	8.58	4,338,787	3,082,479	899,658	505,799	Laparoscopic other uterine procedures for non-malignancy N045*
4.48	8.68	3,967,018	2,851,564	885,821	457,002	Laparoscopic adnexa procedures for non-malignancy N046*
2.78	6.87	2,317,031	1,774,924	833,618	337,293	Other uterine procedures for non-malignancy N047*
3.75	7.18	2,821,040	2,134,371	751,602	392,676	Adnexa procedures for non-malignancy N048*
<b>6.13</b>	<b>8.82</b>	<b>2,695,768</b>	<b>2,340,319</b>	<b>439,648</b>	<b>305,607</b>	<b>Cesarean section delivery</b>
6.14	8.74	2,674,063	2,319,579	435,261	305,853	Cesarean section delivery(Single baby) O016
5.84	10.72	3,224,502	2,845,556	552,075	300,739	Cesarean section delivery(Multiple) O017

Note : 1) According to the review result 2) \* : Disease code became more specified from July 2013 as the program became mandatory to hospital and clinic  
3) Selective benefit is included in review records from 2021

제IV-10-1표  
Table IV-10-1

질병군 세부 분류별  
Detailed Review Records by

질 병 군 분 류 기 호	청 구 건 수 Claims	일 수 Number of Days		진 료 비 ( 천 원 ) Medical Expenses(KRW 1,000)	
		입 내 원 Visit	요 양 급 여 Reimbursed	계 Total	급 여 비 Benefit
<b>계</b>	<b>87,243</b>	<b>279,492</b>	<b>767,488</b>	<b>277,167,224</b>	<b>217,413,932</b>
<b>수정체 수술</b>	<b>33,365</b>	<b>39,066</b>	<b>182,807</b>	<b>51,959,327</b>	<b>41,696,042</b>
C051 수정체 조절개 수술(유리체 절제술 유무와 무관), 단안	27,682	31,705	136,668	37,762,293	30,132,401
C052 수정체 조절개 수술(유리체 절제술 유무와 무관), 양안	5,304	6,858	44,765	13,676,278	11,150,749
C053 수정체 대절개 수술(유리체 절제술 유무와 무관), 단안	353	472	1,313	458,425	362,001
C054 수정체 대절개 수술(유리체 절제술 유무와 무관), 양안	26	31	61	62,331	50,891
<b>편도 및 아데노이드 절제술</b>	<b>3,709</b>	<b>10,929</b>	<b>42,466</b>	<b>7,424,941</b>	<b>5,925,144</b>
D111 편도 및 아데노이드 절제술	3,709	10,929	42,466	7,424,941	5,925,144
<b>충수절제술</b>	<b>5,141</b>	<b>23,897</b>	<b>51,090</b>	<b>23,917,159</b>	<b>18,005,173</b>
G081 복잡한 주진단에 의한 충수 절제술	34	308	513	206,982	160,127
G082 복잡한 주진단이 없는 충수 절제술	28	140	300	105,856	82,477
G083 복강경을 이용한 복잡한 주진단에 의한 충수절제술	1,609	9,303	18,451	8,486,635	6,406,395
G084 복강경을 이용한 복잡한 주진단이 없는 충수절제술	3,470	14,146	31,826	15,117,687	11,356,174
<b>서혜 및 대퇴부 탈장 수술</b>	<b>5,789</b>	<b>15,940</b>	<b>42,112</b>	<b>16,646,569</b>	<b>13,799,939</b>
G095 복강경을 이용한 서혜 및 대퇴부 탈장수술(장관절제 미동반), 단측	2,656	7,319	20,298	8,222,071	6,656,180
G096 서혜 및 대퇴부 탈장 수술(장관절제 미동반), 단측	2,005	5,913	15,899	4,589,142	3,776,849
G097 복강경을 이용한 서혜 및 대퇴부 탈장수술(장관절제 미동반), 양측	865	1,970	4,387	2,999,770	2,639,828
G098 서혜 및 대퇴부 탈장수술(장관절제 미동반), 양측	263	738	1,528	835,586	727,082
<b>항문 및 항문주위 수술</b>	<b>1,741</b>	<b>6,675</b>	<b>21,493</b>	<b>3,522,876</b>	<b>2,733,362</b>
G102 복수 항문수술	58	276	805	158,620	123,739
G104 기타 항문수술	292	1,121	3,435	533,389	410,006
G105 원형자동문합기를 이용한 치핵절제술	135	565	1,776	343,601	260,375
G106 주요 항문수술	1,256	4,713	15,477	2,487,267	1,939,243
<b>자궁 및 자궁부속기 수술</b>	<b>23,803</b>	<b>108,386</b>	<b>250,014</b>	<b>120,531,556</b>	<b>87,627,620</b>
N041 복강경을 이용한 자궁적출술(악성종양 제외)	5,805	27,807	65,823	36,408,096	26,255,390
N042 기타 자궁적출술(악성종양 제외)	2,124	13,399	28,255	11,360,892	8,456,841
N045* 복강경을 이용한 기타 자궁 수술(악성종양 제외)	2,857	12,348	29,405	15,941,339	11,532,316
N046* 복강경을 이용한 자궁부속기 수술(악성종양 제외)	9,689	40,755	91,027	45,250,323	32,919,446
N047* 기타 자궁 수술(악성종양 제외)	2,542	9,278	25,964	8,025,560	5,946,911
N048* 자궁부속기 수술(악성종양 제외)	786	4,799	9,540	3,545,346	2,516,715
<b>제왕절개분만</b>	<b>13,695</b>	<b>74,599</b>	<b>177,506</b>	<b>53,164,795</b>	<b>47,626,652</b>
O016 제왕절개분만(다태아)	11,392	62,041	146,474	44,071,541	39,468,823
O017 제왕절개분만(단태아)	2,303	12,558	31,032	9,093,254	8,157,829

주 : 1) 심사일 기준 2) \* :2013.7 월 종합병원 이상 당연적용되면서 질병군 분류번호 세분화  
3) 2021 년 심사실적부터 선별급여비용 포함

# 진료비 심사실적(상급종합병원)

Diagnosis Related Group(Tertiary hospital)

(단위 : 건, 일, 원)  
Unit : Claim, Day, KRW

건 당 일 수 Days per Claim		건 당 진 료 비 Medical Expense perclaim	건 당 급 여 비 Benefit perclaim	일 당 진 료 비 Medical Expense per day		DRG Code
입 내 원 Visit	요 양 급 여 Reimbursed			입 내 원 Visit	요 양 급 여 Reimbursed	
<b>3.20</b>	<b>8.80</b>	<b>3,176,957</b>	<b>2,492,050</b>	<b>991,682</b>	<b>361,136</b>	<b>Total</b>
<b>1.17</b>	<b>5.48</b>	<b>1,557,300</b>	<b>1,249,694</b>	<b>1,330,040</b>	<b>284,231</b>	<b>Lens procedures</b>
1.15	4.94	1,364,146	1,088,520	1,191,052	276,307	Lens procedures with small incision, unilateral C051
1.29	8.44	2,578,484	2,102,328	1,994,208	305,513	Lens procedures with small incision, bilateral C052
1.34	3.72	1,298,653	1,025,498	971,239	349,143	Lens procedures with large incision, unilateral C053
1.19	2.35	2,397,330	1,957,333	2,010,664	1,021,813	Lens procedures with large incision, bilateral C054
<b>2.95</b>	<b>11.45</b>	<b>2,001,871</b>	<b>1,597,504</b>	<b>679,380</b>	<b>174,844</b>	<b>Tonsillectomy and Adenoidectomy</b>
2.95	11.45	2,001,871	1,597,504	679,380	174,844	Tonsillectomy and Adenoidectomy D111
<b>4.65</b>	<b>9.94</b>	<b>4,652,239</b>	<b>3,502,270</b>	<b>1,000,844</b>	<b>468,138</b>	<b>Appendectomy</b>
9.06	15.09	6,087,720	4,709,624	672,021	403,475	Appendectomy with complicated principal diagnosis G081
5.00	10.71	3,780,555	2,945,608	756,111	352,852	Appendectomy without complicated principal diagnosis G082
5.78	11.47	5,274,478	3,981,600	912,247	459,955	Laparoscopic appendectomy with complicated principal diagnosis G083
4.08	9.17	4,356,682	3,272,673	1,068,690	475,011	Laparoscopic appendectomy without complicated principal diagnosis G084
<b>2.75</b>	<b>7.27</b>	<b>2,875,552</b>	<b>2,383,821</b>	<b>1,044,327</b>	<b>395,293</b>	<b>Inguinal and Femoral hernia procedures</b>
2.76	7.64	3,095,659	2,506,092	1,123,387	405,068	Inguinal and femoral hernia procedures, unilateral, Laparoscopy G095
2.95	7.93	2,288,849	1,883,715	776,111	288,643	Inguinal and femoral hernia procedures, unilateral G096
2.28	5.07	3,467,942	3,051,824	1,522,726	683,786	Inguinal and femoral hernia procedures, bilateral, Laparoscopy G097
2.81	5.81	3,177,131	2,764,572	1,132,230	546,849	Inguinal and femoral hernia procedures, bilateral G098
<b>3.83</b>	<b>12.35</b>	<b>2,023,479</b>	<b>1,569,996</b>	<b>527,772</b>	<b>163,908</b>	<b>Anal and Perianal procedures</b>
4.76	13.88	2,734,834	2,133,426	574,711	197,044	Multiple anal procedures G102
3.84	11.76	1,826,673	1,404,131	475,815	155,281	Other anal procedures G104
4.19	13.16	2,545,191	1,928,703	608,143	193,469	Circular Stapled Hemorrhoidectomy G105
3.75	12.32	1,980,308	1,543,983	527,746	160,707	Major anal procedures G106
<b>4.55</b>	<b>10.50</b>	<b>5,063,713</b>	<b>3,681,369</b>	<b>1,112,058</b>	<b>482,099</b>	<b>Uterine and adnexal procedures for non-malignancy</b>
4.79	11.34	6,271,851	4,522,892	1,309,314	553,121	Laparoscopic hysterectomy for non-malignancy N041
6.31	13.30	5,348,819	3,981,564	847,891	402,084	Other hysterectomy for non-malignancy N042
4.32	10.29	5,579,748	4,036,513	1,291,006	542,130	Laparoscopic other uterine procedures for non-malignancy N045*
4.21	9.39	4,670,278	3,397,610	1,110,301	497,109	Laparoscopic adnexa procedures for non-malignancy N046*
3.65	10.21	3,157,183	2,339,462	865,010	309,103	Other uterine procedures for non-malignancy N047*
6.11	12.14	4,510,619	3,201,927	738,768	371,630	Adnexa procedures for non-malignancy N048*
<b>5.45</b>	<b>12.96</b>	<b>3,882,059</b>	<b>3,477,667</b>	<b>712,674</b>	<b>299,510</b>	<b>Cesarean section delivery</b>
5.45	12.86	3,868,640	3,464,609	710,362	300,883	Cesarean section delivery(Single baby) O016
5.45	13.47	3,948,439	3,542,262	724,100	293,028	Cesarean section delivery(Multiple) O017

Note : 1) According to the review result 2) \* : Disease code became more specified from July 2013 as the program became mandatory to hospital and clinic  
3) Selective benefit is included in review records from 2021

제IV-10-2표  
Table IV-10-2

질병군 세부 분류별  
Detailed Review Records by

질 병 군 분 류 기 호	청 구 건 수 Claims	일 수 Number of Days		진 료 비 ( 천 원 ) Medical Expenses(KRW 1,000)	
		입 내 원 Visit	요 양 급 여 Reimbursed	계 Total	급 여 비 Benefit
<b>계</b>	<b>93,351</b>	<b>374,758</b>	<b>763,168</b>	<b>285,054,810</b>	<b>210,891,100</b>
<b>수정체 수술</b>	<b>19,856</b>	<b>26,586</b>	<b>93,931</b>	<b>26,261,165</b>	<b>20,912,182</b>
C051 수정체 조절개 수술(유리체 절제술 유무와 무관), 단안	16,968	20,640	77,476	20,658,588	16,451,518
C052 수정체 조절개 수술(유리체 절제술 유무와 무관), 양안	1,679	4,658	13,825	4,287,312	3,408,389
C053 수정체 대절개 수술(유리체 절제술 유무와 무관), 단안	1,199	1,270	2,602	1,293,109	1,034,403
C054 수정체 대절개 수술(유리체 절제술 유무와 무관), 양안	10	18	28	22,157	17,871
<b>편도 및 아데노이드 절제술</b>	<b>2,488</b>	<b>8,279</b>	<b>24,531</b>	<b>4,397,758</b>	<b>3,346,906</b>
D111 편도 및 아데노이드 절제술	2,488	8,279	24,531	4,397,758	3,346,906
<b>충수절제술</b>	<b>28,836</b>	<b>139,921</b>	<b>256,326</b>	<b>115,259,610</b>	<b>82,286,290</b>
G081 복잡한 주진단에 의한 충수 절제술	386	3,228	4,588	1,546,779	1,172,213
G082 복잡한 주진단이 없는 충수 절제술	393	2,068	3,338	1,154,958	883,739
G083 복강경을 이용한 복잡한 주진단에 의한 충수절제술	10,417	57,895	100,723	45,781,251	32,785,840
G084 복강경을 이용한 복잡한 주진단이 없는 충수절제술	17,640	76,730	147,677	66,776,623	47,444,497
<b>서혜 및 대퇴부 탈장 수술</b>	<b>8,176</b>	<b>28,898</b>	<b>65,891</b>	<b>22,343,623</b>	<b>16,695,289</b>
G095 복강경을 이용한 서혜 및 대퇴부 탈장수술(장관절제 미동반), 단측	3,856	12,786	30,260	12,186,378	8,922,220
G096 서혜 및 대퇴부 탈장 수술(장관절제 미동반), 단측	3,614	13,584	30,040	7,651,032	5,874,440
G097 복강경을 이용한 서혜 및 대퇴부 탈장수술(장관절제 미동반), 양측	525	1,729	3,987	1,908,059	1,433,580
G098 서혜 및 대퇴부 탈장수술(장관절제 미동반), 양측	181	799	1,604	598,154	465,048
<b>항문 및 항문주위 수술</b>	<b>8,880</b>	<b>31,132</b>	<b>77,041</b>	<b>14,493,510</b>	<b>10,740,320</b>
G102 복수 항문수술	252	943	2,212	454,343	343,350
G104 기타 항문수술	1,195	3,594	9,807	1,447,126	1,057,958
G105 원형자동문합기를 이용한 치핵절제술	2,932	10,258	24,996	5,563,777	4,204,578
G106 주요 항문수술	4,501	16,337	40,026	7,028,264	5,134,433
<b>자궁 및 자궁부속기 수술</b>	<b>16,341</b>	<b>84,201</b>	<b>160,334</b>	<b>74,731,952</b>	<b>53,002,031</b>
N041 복강경을 이용한 자궁적출술(악성종양 제외)	4,324	23,487	43,531	24,233,800	17,196,116
N042 기타 자궁적출술(악성종양 제외)	1,218	8,411	15,292	5,333,136	3,931,048
N045* 복강경을 이용한 기타 자궁 수술(악성종양 제외)	2,944	16,143	29,752	15,347,254	10,556,891
N046* 복강경을 이용한 자궁부속기 수술(악성종양 제외)	5,860	28,171	53,855	24,378,400	17,287,771
N047* 기타 자궁 수술(악성종양 제외)	1,658	5,513	13,641	4,083,334	3,078,075
N048* 자궁부속기 수술(악성종양 제외)	337	2,476	4,263	1,356,029	952,130
<b>제왕절개분만</b>	<b>8,774</b>	<b>55,741</b>	<b>85,114</b>	<b>27,567,191</b>	<b>23,908,083</b>
O016 제왕절개분만(단태아)	8,055	51,241	77,624	25,281,891	21,913,611
O017 제왕절개분만(다태아)	719	4,500	7,490	2,285,300	1,994,472

주 : 1) 심사일 기준 2) \* :2013.7 월 종합병원 이상 당연적용되면서 질병군 분류번호 세분화  
3) 2021 년 심사실적부터 선별급여비용 포함



# 진료비 심사실적(종합병원)

Diagnosis Related Group(General hospital)

(단위 : 건, 일, 원)  
Unit : Claim, Day, KRW

건 당 일 수 Days per Claim		건 당 진 료 비 Medical Expense perclaim	건 당 급 여 비 Benefit perclaim	일 당 진 료 비 Medical Expense per day		DRG Code
입 내 원 Visit	요 양 급 여 Reimbursed			입 내 원 Visit	요 양 급 여 Reimbursed	
<b>4.01</b>	<b>8.18</b>	<b>3,053,581</b>	<b>2,259,120</b>	<b>760,637</b>	<b>373,515</b>	<b>Total</b>
<b>1.34</b>	<b>4.73</b>	<b>1,322,581</b>	<b>1,053,192</b>	<b>987,782</b>	<b>279,579</b>	<b>Lens procedures</b>
1.22	4.57	1,217,503	969,561	1,000,901	266,645	Lens procedures with small incision, unilateral C051
2.77	8.23	2,553,491	2,030,011	920,419	310,113	Lens procedures with small incision, bilateral C052
1.06	2.17	1,078,489	862,722	1,018,196	496,967	Lens procedures with large incision, unilateral C053
1.80	2.80	2,215,717	1,787,095	1,230,954	791,328	Lens procedures with large incision, bilateral C054
<b>3.33</b>	<b>9.86</b>	<b>1,767,587</b>	<b>1,345,219</b>	<b>531,194</b>	<b>179,273</b>	<b>Tonsillectomy and Adenoidectomy</b>
3.33	9.86	1,767,587	1,345,219	531,194	179,273	Tonsillectomy and Adenoidectomy D111
<b>4.85</b>	<b>8.89</b>	<b>3,997,073</b>	<b>2,853,596</b>	<b>823,748</b>	<b>449,660</b>	<b>Appendectomy</b>
8.36	11.89	4,007,201	3,036,821	479,176	337,136	Appendectomy with complicated principal diagnosis G081
5.26	8.49	2,938,823	2,248,701	558,490	346,003	Appendectomy without complicated principal diagnosis G082
5.56	9.67	4,394,859	3,147,340	790,763	454,526	Laparoscopic appendectomy with complicated principal diagnosis G083
4.35	8.37	3,785,523	2,689,597	870,281	452,180	Laparoscopic appendectomy without complicated principal diagnosis G084
<b>3.53</b>	<b>8.06</b>	<b>2,732,831</b>	<b>2,041,987</b>	<b>773,189</b>	<b>339,100</b>	<b>Inguinal and Femoral hernia procedures</b>
3.32	7.85	3,160,368	2,313,854	953,103	402,722	Inguinal and femoral hernia procedures, unilateral, Laparoscopy G095
3.76	8.31	2,117,054	1,625,468	563,239	254,695	Inguinal and femoral hernia procedures, unilateral G096
3.29	7.59	3,634,398	2,730,629	1,103,562	478,570	Inguinal and femoral hernia procedures, bilateral, Laparoscopy G097
4.41	8.86	3,304,721	2,569,326	748,629	372,914	Inguinal and femoral hernia procedures, bilateral G098
<b>3.51</b>	<b>8.68</b>	<b>1,632,152</b>	<b>1,209,496</b>	<b>465,550</b>	<b>188,127</b>	<b>Anal and Perianal procedures</b>
3.74	8.78	1,802,950	1,362,501	481,806	205,399	Multiple anal procedures G102
3.01	8.21	1,210,984	885,321	402,651	147,561	Other anal procedures G104
3.50	8.53	1,897,605	1,434,031	542,384	222,587	Circular Stapled Hemorrhoidectomy G105
3.63	8.89	1,561,489	1,140,732	430,205	175,592	Major anal procedures G106
<b>5.15</b>	<b>9.81</b>	<b>4,573,279</b>	<b>3,243,500</b>	<b>887,542</b>	<b>466,102</b>	<b>Uterine and adnexal procedures for non-malignancy</b>
5.43	10.07	5,604,487	3,976,900	1,031,796	556,702	Laparoscopic hysterectomy for non-malignancy N041
6.91	12.56	4,378,601	3,227,461	634,067	348,753	Other hysterectomy for non-malignancy N042
5.48	10.11	5,213,062	3,585,900	950,706	515,839	Laparoscopic other uterine procedures for non-malignancy N045*
4.81	9.19	4,160,136	2,950,132	865,372	452,667	Laparoscopic adnexa procedures for non-malignancy N046*
3.33	8.23	2,462,807	1,856,499	740,674	299,343	Other uterine procedures for non-malignancy N047*
7.35	12.65	4,023,826	2,825,313	547,669	318,093	Adnexa procedures for non-malignancy N048*
<b>6.35</b>	<b>9.70</b>	<b>3,141,918</b>	<b>2,724,878</b>	<b>494,559</b>	<b>323,886</b>	<b>Cesarean section delivery</b>
6.36	9.64	3,138,658	2,720,498	493,392	325,697	Cesarean section delivery(Single baby) O016
6.26	10.42	3,178,442	2,773,953	507,844	305,113	Cesarean section delivery(Multiple) O017

Note : 1) According to the review result 2) \* : Disease code became more specified from July 2013 as the program became mandatory to hospital and clinic  
3) Selective benefit is included in review records from 2021

제Ⅳ-10-3표  
Table IV-10-3

질병군 세부 분류별  
Detailed Review Records by

질 병 군 분 류 기 호	청 구 건 수 Claims	일 수 Number of Days		진 료 비 ( 천 원 ) Medical Expenses(KRW 1,000)	
		입 내 원 Visit	요 양 급 여 Reimbursed	계 Total	급 여 비 Benefit
<b>계</b>	<b>218,416</b>	<b>823,081</b>	<b>1,323,733</b>	<b>435,839,950</b>	<b>346,404,370</b>
<b>수정체 수술</b>	<b>50,467</b>	<b>56,272</b>	<b>88,869</b>	<b>56,983,771</b>	<b>45,482,583</b>
C051 수정체 조절개 수술(유리체 절제술 유무와 무관), 단안	49,056	52,250	81,577	54,049,268	43,161,456
C052 수정체 조절개 수술(유리체 절제술 유무와 무관), 양안	1,305	3,910	7,148	2,823,537	2,231,218
C053 수정체 대절개 수술(유리체 절제술 유무와 무관), 단안	104	107	136	106,641	86,480
C054 수정체 대절개 수술(유리체 절제술 유무와 무관), 양안	2	5	8	4,325	3,429
<b>편도 및 아데노이드 절제술</b>	<b>2,448</b>	<b>7,520</b>	<b>16,451</b>	<b>3,556,684</b>	<b>2,658,040</b>
D111 편도 및 아데노이드 절제술	2,448	7,520	16,451	3,556,684	2,658,040
<b>충수절제술</b>	<b>8,626</b>	<b>40,162</b>	<b>70,114</b>	<b>28,507,950</b>	<b>20,791,336</b>
G081 복잡한 주진단에 의한 충수 절제술	177	1,373	2,080	565,690	429,116
G082 복잡한 주진단이 없는 충수 절제술	255	1,343	2,306	603,311	464,314
G083 복강경을 이용한 복잡한 주진단에 의한 충수절제술	4,190	19,858	34,106	15,089,508	11,093,460
G084 복강경을 이용한 복잡한 주진단이 없는 충수절제술	4,004	17,588	31,622	12,249,441	8,804,446
<b>서혜 및 대퇴부 탈장 수술</b>	<b>7,300</b>	<b>16,634</b>	<b>45,523</b>	<b>14,202,749</b>	<b>11,382,705</b>
G095 복강경을 이용한 서혜 및 대퇴부 탈장수술(장관절제 미동반), 단측	1,590	3,604	9,113	3,718,933	2,916,739
G096 서혜 및 대퇴부 탈장 수술(장관절제 미동반), 단측	4,734	11,300	31,858	7,919,028	6,294,908
G097 복강경을 이용한 서혜 및 대퇴부 탈장수술(장관절제 미동반), 양측	679	980	2,551	1,820,919	1,573,268
G098 서혜 및 대퇴부 탈장수술(장관절제 미동반), 양측	297	750	2,001	743,869	597,790
<b>항문 및 항문주위 수술</b>	<b>55,110</b>	<b>153,278</b>	<b>354,457</b>	<b>73,823,069</b>	<b>55,374,628</b>
G102 복수 항문수술	3,780	12,689	30,042	5,747,927	4,271,036
G104 기타 항문수술	11,308	16,999	49,378	10,394,855	8,107,046
G105 원형자동문합기를 이용한 치핵절제술	10,266	36,658	60,989	16,591,280	12,314,522
G106 주요 항문수술	29,756	86,932	214,048	41,089,007	30,682,024
<b>자궁 및 자궁부속기 수술</b>	<b>24,435</b>	<b>113,462</b>	<b>180,208</b>	<b>83,159,396</b>	<b>59,752,938</b>
N041 복강경을 이용한 자궁적출술(악성종양 제외)	5,427	29,082	43,292	23,551,431	16,733,578
N042 기타 자궁적출술(악성종양 제외)	1,511	9,867	14,424	5,087,415	3,803,519
N045* 복강경을 이용한 기타 자궁 수술(악성종양 제외)	6,804	32,989	50,582	25,399,652	17,998,228
N046* 복강경을 이용한 자궁부속기 수술(악성종양 제외)	6,618	30,537	49,425	20,276,688	14,340,927
N047* 기타 자궁 수술(악성종양 제외)	3,469	8,576	18,417	7,144,345	5,581,612
N048* 자궁부속기 수술(악성종양 제외)	606	2,411	4,068	1,699,866	1,295,074
<b>제왕절개분만</b>	<b>70,030</b>	<b>435,753</b>	<b>568,111</b>	<b>175,606,329</b>	<b>150,962,140</b>
O016 제왕절개분만(단태아)	68,260	424,956	553,751	171,109,512	147,088,647
O017 제왕절개분만(다태아)	1,770	10,797	14,360	4,496,817	3,873,493

주 : 1) 심사일 기준 2) \* :2013.7 월 종합병원 이상 당연적용되면서 질병군 분류번호 세분화  
3) 2021 년 심사실적부터 선별급여비용 포함

# 진료비 심사실적(병원)

## Diagnosis Related Group(Hospital)

(단위 : 건, 일, 원)  
Unit : Claim, Day, KRW

건 당 일 수 Days per Claim		건 당 진 료 비 Medical Expense perclaim	건 당 급 여 비 Benefit perclaim	일 당 진 료 비 Medical Expense per day		DRG Code
입 내 원 Visit	요 양 급 여 Reimbursed			입 내 원 Visit	요 양 급 여 Reimbursed	
<b>3.77</b>	<b>6.06</b>	<b>1,995,458</b>	<b>1,585,984</b>	<b>529,523</b>	<b>329,251</b>	<b>Total</b>
<b>1.12</b>	<b>1.76</b>	<b>1,129,129</b>	<b>901,234</b>	<b>1,012,649</b>	<b>641,211</b>	<b>Lens procedures</b>
1.07	1.66	1,101,787	879,841	1,034,436	662,555	Lens procedures with small incision, unilateral C051
3.00	5.48	2,163,630	1,709,746	722,132	395,011	Lens procedures with small incision, bilateral C052
1.03	1.31	1,025,394	831,538	996,645	784,125	Lens procedures with large incision, unilateral C053
2.50	4.00	2,162,695	1,714,480	865,078	540,674	Lens procedures with large incision, bilateral C054
<b>3.07</b>	<b>6.72</b>	<b>1,452,894</b>	<b>1,085,801</b>	<b>472,963</b>	<b>216,199</b>	<b>Tonsillectomy and Adenoidectomy</b>
3.07	6.72	1,452,894	1,085,801	472,963	216,199	Tonsillectomy and Adenoidectomy D111
<b>4.66</b>	<b>8.13</b>	<b>3,304,886</b>	<b>2,410,310</b>	<b>709,824</b>	<b>406,594</b>	<b>Appendectomy</b>
7.76	11.75	3,195,989	2,424,385	412,010	271,966	Appendectomy with complicated principal diagnosis G081
5.27	9.04	2,365,927	1,820,841	449,227	261,627	Appendectomy without complicated principal diagnosis G082
4.74	8.14	3,601,315	2,647,604	759,870	442,430	Laparoscopic appendectomy with complicated principal diagnosis G083
4.39	7.90	3,059,301	2,198,913	696,466	387,371	Laparoscopic appendectomy without complicated principal diagnosis G084
<b>2.28</b>	<b>6.24</b>	<b>1,945,582</b>	<b>1,559,275</b>	<b>853,838</b>	<b>311,991</b>	<b>Inguinal and Femoral hernia procedures</b>
2.27	5.73	2,338,952	1,834,427	1,031,890	408,091	Inguinal and femoral hernia procedures, unilateral, Laparoscopy G095
2.39	6.73	1,672,798	1,329,723	700,799	248,573	Inguinal and femoral hernia procedures, unilateral G096
1.44	3.76	2,681,766	2,317,037	1,858,081	713,806	Inguinal and femoral hernia procedures, bilateral, Laparoscopy G097
2.53	6.74	2,504,608	2,012,760	991,825	371,748	Inguinal and femoral hernia procedures, bilateral G098
<b>2.78</b>	<b>6.43</b>	<b>1,339,559</b>	<b>1,004,802</b>	<b>481,629</b>	<b>208,271</b>	<b>Anal and Perianal procedures</b>
3.36	7.95	1,520,616	1,129,904	452,985	191,330	Multiple anal procedures G102
1.50	4.37	919,248	716,930	611,498	210,516	Other anal procedures G104
3.57	5.94	1,616,139	1,199,544	452,596	272,037	Circular Stapled Hemorrhoidectomy G105
2.92	7.19	1,380,865	1,031,121	472,657	191,962	Major anal procedures G106
<b>4.64</b>	<b>7.37</b>	<b>3,403,290</b>	<b>2,445,383</b>	<b>732,927</b>	<b>461,463</b>	<b>Uterine and adnexal procedures for non-malignancy</b>
5.36	7.98	4,339,678	3,083,394	809,828	544,013	Laparoscopic hysterectomy for non-malignancy N041
6.53	9.55	3,366,919	2,517,220	515,599	352,705	Other hysterectomy for non-malignancy N042
4.85	7.43	3,733,047	2,645,242	769,943	502,148	Laparoscopic other uterine procedures for non-malignancy N045*
4.61	7.47	3,063,869	2,166,958	664,004	410,252	Laparoscopic adnexa procedures for non-malignancy N046*
2.47	5.31	2,059,482	1,608,997	833,063	387,921	Other uterine procedures for non-malignancy N047*
3.98	6.71	2,805,059	2,137,086	705,046	417,863	Adnexa procedures for non-malignancy N048*
<b>6.22</b>	<b>8.11</b>	<b>2,507,587</b>	<b>2,155,678</b>	<b>402,995</b>	<b>309,106</b>	<b>Cesarean section delivery</b>
6.23	8.11	2,506,732	2,154,829	402,652	309,001	Cesarean section delivery(Single baby) O016
6.10	8.11	2,540,575	2,188,414	416,488	313,149	Cesarean section delivery(Multiple) O017

Note : 1) According to the review result 2) \* : Disease code became more specified from July 2013 as the program became mandatory to hospital and clinic  
3) Selective benefit is included in review records from 2021

제IV-10-4표

Table IV-10-4

## 질병군 세부 분류별

Detailed Review Records by

질 병 군 분 류 기 호	청 구 건 수 Claims	일 수 Number of Days		진 료 비 ( 천 원 ) Medical Expenses(KRW 1,000)	
		입 내 원 Visit	요 양 급 여 Reimbursed	계 Total	급 여 비 Benefit
<b>계</b>	<b>800,175</b>	<b>1,228,252</b>	<b>1,663,217</b>	<b>937,508,640</b>	<b>754,110,728</b>
<b>수정체 수술</b>	<b>571,176</b>	<b>573,403</b>	<b>685,574</b>	<b>601,257,678</b>	<b>481,752,631</b>
C051 수정체 조절개 수술(유리체 절제술 유무와 무관), 단안	565,689	566,974	678,163	593,857,885	475,798,100
C052 수정체 조절개 수술(유리체 절제술 유무와 무관), 양안	1,707	2,645	3,310	3,473,735	2,819,072
C053 수정체 대절개 수술(유리체 절제술 유무와 무관), 단안	3,668	3,672	3,988	3,695,295	2,946,252
C054 수정체 대절개 수술(유리체 절제술 유무와 무관), 양안	112	112	113	230,762	189,207
<b>편도 및 아데노이드 절제술</b>	<b>4,542</b>	<b>9,325</b>	<b>16,786</b>	<b>5,398,379</b>	<b>4,340,198</b>
D111 편도 및 아데노이드 절제술	4,542	9,325	16,786	5,398,379	4,340,198
<b>충수절제술</b>	<b>3,358</b>	<b>14,465</b>	<b>23,831</b>	<b>10,117,241</b>	<b>7,546,292</b>
G081 복잡한 주진단에 의한 충수 절제술	124	899	1,320	363,227	287,350
G082 복잡한 주진단이 없는 충수 절제술	169	849	1,128	408,634	324,533
G083 복강경을 이용한 복잡한 주진단에 의한 충수절제술	754	3,892	5,982	2,640,791	1,899,586
G084 복강경을 이용한 복잡한 주진단이 없는 충수절제술	2,311	8,825	15,401	6,704,589	5,034,824
<b>서혜 및 대퇴부 탈장 수술</b>	<b>3,054</b>	<b>6,532</b>	<b>11,350</b>	<b>5,052,192</b>	<b>4,073,180</b>
G095 복강경을 이용한 서혜 및 대퇴부 탈장수술(장관절제 미동반), 단측	632	1,700	3,648	1,432,815	1,097,071
G096 서혜 및 대퇴부 탈장 수술(장관절제 미동반), 단측	2,211	4,423	7,018	3,140,413	2,570,846
G097 복강경을 이용한 서혜 및 대퇴부 탈장수술(장관절제 미동반), 양측	89	236	458	228,227	182,379
G098 서혜 및 대퇴부 탈장수술(장관절제 미동반), 양측	122	173	226	250,737	222,884
<b>항문 및 항문주위 수술</b>	<b>162,921</b>	<b>310,715</b>	<b>477,293</b>	<b>175,214,095</b>	<b>137,164,733</b>
G102 복수 항문수술	8,328	17,658	27,444	10,993,343	8,562,396
G104 기타 항문수술	48,665	55,893	96,742	36,619,210	29,301,032
G105 원형자동문합기를 이용한 치핵절제술	13,755	35,059	54,878	19,874,544	15,482,496
G106 주요 항문수술	92,173	202,105	298,229	107,726,998	83,818,810
<b>자궁 및 자궁부속기 수술</b>	<b>9,915</b>	<b>35,528</b>	<b>64,390</b>	<b>25,578,609</b>	<b>19,449,936</b>
N041 복강경을 이용한 자궁적출술(악성종양 제외)	1,167	6,076	10,126	4,408,951	3,252,617
N042 기타 자궁적출술(악성종양 제외)	665	4,394	6,016	1,914,859	1,429,111
N045* 복강경을 이용한 기타 자궁 수술(악성종양 제외)	1,936	8,647	14,995	6,402,062	4,734,894
N046* 복강경을 이용한 자궁부속기 수술(악성종양 제외)	1,713	7,480	12,984	4,826,978	3,547,210
N047* 기타 자궁 수술(악성종양 제외)	2,530	4,981	12,040	4,378,161	3,495,854
N048* 자궁부속기 수술(악성종양 제외)	1,904	3,950	8,229	3,647,598	2,990,250
<b>제왕절개분만</b>	<b>45,209</b>	<b>278,284</b>	<b>383,993</b>	<b>114,890,448</b>	<b>99,783,758</b>
O016 제왕절개분만(단태아)	44,571	274,424	378,655	113,256,771	98,358,185
O017 제왕절개분만(다태아)	638	3,860	5,338	1,633,677	1,425,573

주 : 1) 심사일 기준 2) \* :2013.7 월 종합병원 이상 당연적용되면서 질병군 분류번호 세분화

3) 2021 년 심사실적부터 선별급여비용 포함

# 진료비 심사실적(의원)

Diagnosis Related Group(Clinic)

(단위 : 건, 일, 원)  
Unit : Claim, Day, KRW

건 당 일 수 Days per Claim		건 당 진 료 비 Medical Expense perclaim	건 당 급 여 비 Benefit perclaim	일 당 진 료 비 Medical Expense per day		DRG Code
입 내 원 Visit	요 양 급 여 Reimbursed			입 내 원 Visit	요 양 급 여 Reimbursed	
<b>1.53</b>	<b>2.08</b>	<b>1,171,630</b>	<b>942,432</b>	<b>763,287</b>	<b>563,672</b>	<b>Total</b>
<b>1.00</b>	<b>1.20</b>	<b>1,052,666</b>	<b>843,440</b>	<b>1,048,578</b>	<b>877,014</b>	<b>Lens procedures</b>
1.00	1.20	1,049,796	841,095	1,047,416	875,686	Lens procedures with small incision, unilateral C051
1.55	1.94	2,034,994	1,651,477	1,313,321	1,049,467	Lens procedures with small incision, bilateral C052
1.00	1.09	1,007,441	803,231	1,006,344	926,604	Lens procedures with large incision, unilateral C053
1.00	1.01	2,060,372	1,689,344	2,060,372	2,042,138	Lens procedures with large incision, bilateral C054
<b>2.05</b>	<b>3.70</b>	<b>1,188,547</b>	<b>955,570</b>	<b>578,915</b>	<b>321,600</b>	<b>Tonsillectomy and Adenoidectomy</b>
2.05	3.70	1,188,547	955,570	578,915	321,600	Tonsillectomy and Adenoidectomy D111
<b>4.31</b>	<b>7.10</b>	<b>3,012,877</b>	<b>2,247,258</b>	<b>699,429</b>	<b>424,541</b>	<b>Appendectomy</b>
7.25	10.65	2,929,246	2,317,335	404,034	275,172	Appendectomy with complicated principal diagnosis G081
5.02	6.67	2,417,953	1,920,313	481,312	362,264	Appendectomy without complicated principal diagnosis G082
5.16	7.93	3,502,375	2,519,345	678,518	441,456	Laparoscopic appendectomy with complicated principal diagnosis G083
3.82	6.66	2,901,164	2,178,634	759,727	435,335	Laparoscopic appendectomy without complicated principal diagnosis G084
<b>2.14</b>	<b>3.72</b>	<b>1,654,287</b>	<b>1,333,720</b>	<b>773,452</b>	<b>445,127</b>	<b>Inguinal and Femoral hernia procedures</b>
2.69	5.77	2,267,113	1,735,872	842,832	392,767	Inguinal and femoral hernia procedures, unilateral, Laparoscopy G095
2.00	3.17	1,420,358	1,162,753	710,019	447,480	Inguinal and femoral hernia procedures, unilateral G096
2.65	5.15	2,564,347	2,049,202	967,063	498,312	Inguinal and femoral hernia procedures, bilateral, Laparoscopy G097
1.42	1.85	2,055,221	1,826,916	1,449,346	1,109,455	Inguinal and femoral hernia procedures, bilateral G098
<b>1.91</b>	<b>2.93</b>	<b>1,075,454</b>	<b>841,909</b>	<b>563,906</b>	<b>367,100</b>	<b>Anal and Perianal procedures</b>
2.12	3.30	1,320,046	1,028,146	622,570	400,574	Multiple anal procedures G102
1.15	1.99	752,475	602,097	655,166	378,524	Other anal procedures G104
2.55	3.99	1,444,896	1,125,590	566,888	362,159	Circular Stapled Hemorrhoidectomy G105
2.19	3.24	1,168,748	909,364	533,025	361,222	Major anal procedures G106
<b>3.58</b>	<b>6.49</b>	<b>2,579,789</b>	<b>1,961,668</b>	<b>719,956</b>	<b>397,245</b>	<b>Uterine and adnexal procedures for non-malignancy</b>
5.21	8.68	3,778,022	2,787,161	725,634	435,409	Laparoscopic hysterectomy for non-malignancy N041
6.61	9.05	2,879,487	2,149,039	435,789	318,294	Other hysterectomy for non-malignancy N042
4.47	7.75	3,306,850	2,445,710	740,379	426,946	Laparoscopic other uterine procedures for non-malignancy N045*
4.37	7.58	2,817,851	2,070,759	645,318	371,764	Laparoscopic adnexa procedures for non-malignancy N046*
1.97	4.76	1,730,499	1,381,761	878,972	363,635	Other uterine procedures for non-malignancy N047*
2.07	4.32	1,915,755	1,570,510	923,442	443,261	Adnexa procedures for non-malignancy N048*
<b>6.16</b>	<b>8.49</b>	<b>2,541,318</b>	<b>2,207,166</b>	<b>412,853</b>	<b>299,199</b>	<b>Cesarean section delivery</b>
6.16	8.50	2,541,042	2,206,775	412,707	299,103	Cesarean section delivery(Single baby) O016
6.05	8.37	2,560,622	2,234,441	423,232	306,047	Cesarean section delivery(Multiple) O017

Note : 1) According to the review result 2) \* : Disease code became more specified from July 2013 as the program became mandatory to hospital and clinic  
3) Selective benefit is included in review records from 2021

제IV-11표  
Table IV-11

방문일당 약제비 크기별  
Review Records by the Amount

구 분 Division	청 구 건 수 Claims	일 수 Number of Days		진 료 비 ( 천 원 ) Medical Expenses (KRW 1,000)	
		방 문 Visit	투 약 Administration	계 Total	금 여 비 Benefit
계 Total	489,426,774	489,426,774	9,259,819,524	21,110,353,293	15,366,385,455
0 ~ 3,000 원 KRW	58,012	58,012	615,240	49,573	37,080
3,001 ~ 4,000	107,593	107,593	110,751	326,895	321,193
4,001 ~ 5,000	5,021	5,021	42,901	22,666	16,699
5,001 ~ 6,000	1,012,188	1,012,188	1,657,639	5,781,962	4,310,673
6,001 ~ 7,000	5,629,791	5,629,791	10,611,320	37,151,096	28,068,590
7,001 ~ 8,000	13,553,681	13,553,681	34,613,332	102,520,429	78,033,557
8,001 ~ 9,000	21,610,854	21,610,854	66,304,577	184,391,959	141,080,614
9,001 ~ 10,000	27,035,416	27,035,416	89,854,426	257,290,271	199,039,774
10,001 ~ 12,000	52,224,831	52,224,831	197,958,680	574,707,047	428,502,225
12,001 ~ 14,000	47,492,002	47,492,002	220,704,522	616,377,085	447,381,744
14,001 ~ 16,000	39,914,968	39,914,968	222,486,654	597,700,592	434,393,441
16,001 ~ 18,000	32,481,776	32,481,776	208,257,365	551,487,222	400,429,580
18,001 ~ 20,000	25,210,580	25,210,580	210,306,023	477,862,661	346,139,022
20,001 ~ 25,000	42,543,059	42,543,059	476,969,533	947,359,224	682,910,071
25,001 ~ 30,000	25,718,729	25,718,729	438,172,353	703,224,750	502,874,879
30,001 ~ 35,000	17,194,539	17,194,539	387,306,915	557,290,810	396,439,959
35,001 ~ 40,000	14,243,836	14,243,836	381,583,253	532,939,088	377,563,105
40,001 ~ 45,000	11,211,392	11,211,392	325,193,560	476,044,858	336,946,363
45,001 ~ 50,000	9,165,732	9,165,732	298,467,104	434,806,041	307,526,006
50,001 ~ 55,000	8,915,406	8,915,406	296,828,982	466,502,279	329,732,401
55,001 ~ 60,000	8,219,033	8,219,033	313,700,400	472,373,337	333,585,121
60,001 ~ 65,000	6,988,287	6,988,287	276,489,378	436,837,801	308,625,567
65,001 ~ 70,000	6,291,476	6,291,476	264,229,370	424,327,810	299,793,907
70,001 ~ 75,000	5,340,893	5,340,893	221,171,186	387,017,764	273,568,053
75,001 ~ 80,000	5,289,053	5,289,053	242,358,387	409,778,351	289,681,416
80,001 ~ 85,000	4,728,004	4,728,004	226,795,626	389,822,919	275,414,418
85,001 ~ 90,000	4,156,749	4,156,749	198,818,001	363,569,453	257,069,978
90,001 ~ 95,000	3,908,942	3,908,942	192,639,291	361,442,825	255,490,313
95,001 ~ 100,000	3,494,367	3,494,367	174,186,107	340,555,579	240,729,900
100,001 이상 and over	45,680,564	45,680,564	3,281,386,648	10,000,790,948	7,390,679,805

주 : 1) 심사일 기준 2) 약국 처방조제 명세서 상의 방문일당 약제비의 <계>와 처방전발행기관총별 실적의 <합>이 다를 수 있음  
3) 한의원 심사실적 미포함

# 진료비 심사실적(처방조제) (계)

of Drug cost per visit(Prescription) (Total)

(단위 : 건, 일, 원)  
Unit : Claim, Day, KRW

건 당 일 수 Days per claim		건 당 진 료 비 Medical Expenses perclaim	건 당 급 여 비 Benefit perclaim	일 당 진 료 비 Medical Expenses per day		일 당 급 여 비 Benefit per day	
방 문 Visit	투 약 Administration			방 문 Visit	투 약 Administration	방 문 Visit	투 약 Administration
1.00	18.92	43,133	31,397	43,133	2,280	31,397	1,659
1.00	10.61	855	639	855	81	639	60
1.00	1.03	3,038	2,985	3,038	2,952	2,985	2,900
1.00	8.54	4,514	3,326	4,514	528	3,326	389
1.00	1.64	5,712	4,259	5,712	3,488	4,259	2,600
1.00	1.88	6,599	4,986	6,599	3,501	4,986	2,645
1.00	2.55	7,564	5,757	7,564	2,962	5,757	2,254
1.00	3.07	8,532	6,528	8,532	2,781	6,528	2,128
1.00	3.32	9,517	7,362	9,517	2,863	7,362	2,215
1.00	3.79	11,004	8,205	11,004	2,903	8,205	2,165
1.00	4.65	12,979	9,420	12,979	2,793	9,420	2,027
1.00	5.57	14,974	10,883	14,974	2,686	10,883	1,952
1.00	6.41	16,978	12,328	16,978	2,648	12,328	1,923
1.00	8.34	18,955	13,730	18,955	2,272	13,730	1,646
1.00	11.21	22,268	16,052	22,268	1,986	16,052	1,432
1.00	17.04	27,343	19,553	27,343	1,605	19,553	1,148
1.00	22.52	32,411	23,056	32,411	1,439	23,056	1,024
1.00	26.79	37,415	26,507	37,415	1,397	26,507	989
1.00	29.01	42,461	30,054	42,461	1,464	30,054	1,036
1.00	32.56	47,438	33,552	47,438	1,457	33,552	1,030
1.00	33.29	52,325	36,985	52,325	1,572	36,985	1,111
1.00	38.17	57,473	40,587	57,473	1,506	40,587	1,063
1.00	39.56	62,510	44,163	62,510	1,580	44,163	1,116
1.00	42.00	67,445	47,651	67,445	1,606	47,651	1,135
1.00	41.41	72,463	51,221	72,463	1,750	51,221	1,237
1.00	45.82	77,477	54,770	77,477	1,691	54,770	1,195
1.00	47.97	82,450	58,252	82,450	1,719	58,252	1,214
1.00	47.83	87,465	61,844	87,465	1,829	61,844	1,293
1.00	49.28	92,466	65,360	92,466	1,876	65,360	1,326
1.00	49.85	97,458	68,891	97,458	1,955	68,891	1,382
1.00	71.83	218,929	161,790	218,929	3,048	161,790	2,252

Note : 1) According to the review result 2) Sum of daily prescription and dispensing fees at pharmacies and the sum of prescribed fees may not coincide  
3) Korean medicine clinics review records were excluded

제Ⅳ-11-1표  
Table IV-11-1

방문일당 약제비 크기별  
Review Records by the Amount

구 분 Division	청 구 건 수 Claims	일 수 Number of Days		진 료 비 ( 천 원 ) Medical Expenses (KRW 1,000)	
		방 문 Visit	투 약 Administration	계 Total	금 여 비 Benefit
계 Total	17,974,144	17,974,144	1,377,495,776	3,546,005,608	2,789,210,949
0 ~ 3,000 원 KRW	1,370	1,370	62,269	388	285
3,001 ~ 4,000	1,621	1,621	3,486	4,914	4,858
4,001 ~ 5,000	73	73	2,197	334	266
5,001 ~ 6,000	70,020	70,020	216,570	387,966	302,171
6,001 ~ 7,000	90,380	90,380	162,496	596,742	476,607
7,001 ~ 8,000	122,037	122,037	378,211	924,758	746,827
8,001 ~ 9,000	137,289	137,289	615,093	1,168,719	945,960
9,001 ~ 10,000	140,474	140,474	640,145	1,323,655	1,075,496
10,001 ~ 12,000	326,849	326,849	2,363,861	3,590,855	2,832,486
12,001 ~ 14,000	351,651	351,651	4,037,500	4,561,529	3,492,276
14,001 ~ 16,000	349,271	349,271	4,810,860	5,231,675	3,987,447
16,001 ~ 18,000	350,628	350,628	5,700,044	5,958,809	4,493,984
18,001 ~ 20,000	364,514	364,514	12,299,357	6,911,827	5,216,723
20,001 ~ 25,000	854,371	854,371	36,189,963	19,206,378	14,546,647
25,001 ~ 30,000	759,054	759,054	41,242,885	20,789,006	15,758,966
30,001 ~ 35,000	702,504	702,504	53,884,366	22,828,276	17,262,979
35,001 ~ 40,000	563,448	563,448	28,775,246	21,077,686	15,885,443
40,001 ~ 45,000	476,770	476,770	26,097,291	20,239,880	15,284,066
45,001 ~ 50,000	436,035	436,035	24,785,617	20,705,430	15,600,679
50,001 ~ 55,000	430,886	430,886	23,979,378	22,548,056	16,993,370
55,001 ~ 60,000	373,078	373,078	20,923,197	21,433,049	16,165,944
60,001 ~ 65,000	354,655	354,655	21,461,048	22,171,999	16,662,896
65,001 ~ 70,000	318,113	318,113	20,192,959	21,468,983	16,168,798
70,001 ~ 75,000	293,293	293,293	17,743,634	21,261,139	16,031,417
75,001 ~ 80,000	310,700	310,700	20,793,063	24,077,066	18,276,054
80,001 ~ 85,000	289,954	289,954	20,781,326	23,931,296	18,060,215
85,001 ~ 90,000	273,676	273,676	19,484,400	23,948,661	17,991,621
90,001 ~ 95,000	260,938	260,938	19,231,215	24,146,635	18,189,380
95,001 ~ 100,000	239,007	239,007	17,415,468	23,294,205	17,535,688
100,001 이상 and over	8,731,485	8,731,485	933,222,631	3,162,215,694	2,499,221,400

주 : 약국 요양급여비용명세서의 처방전발행기관이 확인된 명세서를 기준으로 함



# 진료비 심사실적(처방조제) (상급종합병원)

of Drug cost per visit(Prescription) (Tertiary hospital)

(단위 : 건, 일, 원)  
Unit : Claim, Day, KRW

건 당 일 수 Days per claim		건 당 진 료 비 Medical Expenses perclaim	건 당 급 여 비 Benefit perclaim	일 당 진 료 비 Medical Expenses per day		일 당 급 여 비 Benefit per day	
방 문 Visit	투 약 Administration			방 문 Visit	투 약 Administration	방 문 Visit	투 약 Administration
1.00	76.64	197,284	155,179	197,284	2,574	155,179	2,025
1.00	45.45	283	208	283	6	208	5
1.00	2.15	3,031	2,997	3,031	1,410	2,997	1,393
1.00	30.10	4,577	3,644	4,577	152	3,644	121
1.00	3.09	5,541	4,315	5,541	1,791	4,315	1,395
1.00	1.80	6,603	5,273	6,603	3,672	5,273	2,933
1.00	3.10	7,578	6,120	7,578	2,445	6,120	1,975
1.00	4.48	8,513	6,890	8,513	1,900	6,890	1,538
1.00	4.56	9,423	7,656	9,423	2,068	7,656	1,680
1.00	7.23	10,986	8,666	10,986	1,519	8,666	1,198
1.00	11.48	12,972	9,931	12,972	1,130	9,931	865
1.00	13.77	14,979	11,416	14,979	1,087	11,416	829
1.00	16.26	16,995	12,817	16,995	1,045	12,817	788
1.00	33.74	18,962	14,311	18,962	562	14,311	424
1.00	42.36	22,480	17,026	22,480	531	17,026	402
1.00	54.33	27,388	20,761	27,388	504	20,761	382
1.00	76.70	32,496	24,573	32,496	424	24,573	320
1.00	51.07	37,408	28,193	37,408	732	28,193	552
1.00	54.74	42,452	32,058	42,452	776	32,058	586
1.00	56.84	47,486	35,779	47,486	835	35,779	629
1.00	55.65	52,330	39,438	52,330	940	39,438	709
1.00	56.08	57,449	43,331	57,449	1,024	43,331	773
1.00	60.51	62,517	46,983	62,517	1,033	46,983	776
1.00	63.48	67,489	50,827	67,489	1,063	50,827	801
1.00	60.50	72,491	54,660	72,491	1,198	54,660	904
1.00	66.92	77,493	58,822	77,493	1,158	58,822	879
1.00	71.67	82,535	62,286	82,535	1,152	62,286	869
1.00	71.20	87,507	65,741	87,507	1,229	65,741	923
1.00	73.70	92,538	69,708	92,538	1,256	69,708	946
1.00	72.87	97,462	73,369	97,462	1,338	73,369	1,007
1.00	106.88	362,162	286,231	362,162	3,388	286,231	2,678

Note : Claims from pharmacies where the issue of dispersed prescription was confirmed

제IV-11-2표  
Table IV-11-2

방문일당 약제비 크기별  
Review Records by the Amount

구 분 Division	청 구 건 수 Claims	일 수 Number of Days		진 료 비 ( 천 원 ) Medical Expenses (KRW 1,000)	
		방 문 Visit	투 약 Administration	계 Total	금 여 비 Benefit
계 Total	34,354,054	34,354,054	1,581,879,238	3,622,531,942	2,576,501,195
0 ~ 3,000 원 KRW	3,345	3,345	35,854	2,238	1,667
3,001 ~ 4,000	19,273	19,273	27,353	58,103	57,873
4,001 ~ 5,000	140	140	2,030	631	441
5,001 ~ 6,000	100,035	100,035	225,576	555,063	398,983
6,001 ~ 7,000	220,070	220,070	471,800	1,455,316	1,066,225
7,001 ~ 8,000	410,342	410,342	1,317,906	3,100,621	2,269,450
8,001 ~ 9,000	529,302	529,302	2,162,495	4,503,391	3,308,897
9,001 ~ 10,000	567,660	567,660	2,485,306	5,396,141	3,973,811
10,001 ~ 12,000	1,280,448	1,280,448	7,304,423	14,090,964	10,158,185
12,001 ~ 14,000	1,382,883	1,382,883	10,309,489	18,004,316	12,725,022
14,001 ~ 16,000	1,367,518	1,367,518	12,206,737	20,517,887	14,422,787
16,001 ~ 18,000	1,309,092	1,309,092	12,986,051	22,253,904	15,534,228
18,001 ~ 20,000	1,189,213	1,189,213	18,412,981	22,566,651	15,698,014
20,001 ~ 25,000	2,424,998	2,424,998	54,648,734	54,307,929	37,801,189
25,001 ~ 30,000	1,801,819	1,801,819	51,392,558	49,313,149	34,028,148
30,001 ~ 35,000	1,407,117	1,407,117	49,117,303	45,645,429	31,362,386
35,001 ~ 40,000	1,163,162	1,163,162	38,354,175	43,549,210	29,751,397
40,001 ~ 45,000	952,422	952,422	33,177,147	40,434,020	27,677,431
45,001 ~ 50,000	826,084	826,084	32,081,093	39,229,319	26,811,168
50,001 ~ 55,000	800,670	800,670	33,661,092	41,934,866	28,643,294
55,001 ~ 60,000	725,772	725,772	32,672,133	41,684,677	28,272,190
60,001 ~ 65,000	673,390	673,390	31,473,826	42,096,495	28,655,991
65,001 ~ 70,000	629,179	629,179	31,471,884	42,463,958	28,909,297
70,001 ~ 75,000	571,560	571,560	28,236,010	41,429,452	28,183,792
75,001 ~ 80,000	605,074	605,074	33,764,850	46,868,443	31,853,492
80,001 ~ 85,000	573,705	573,705	33,622,467	47,311,479	32,096,067
85,001 ~ 90,000	529,339	529,339	31,131,854	46,314,480	31,569,478
90,001 ~ 95,000	504,678	504,678	30,377,268	46,687,253	31,764,741
95,001 ~ 100,000	470,368	470,368	28,658,209	45,847,660	31,139,203
100,001 이상 and over	11,315,396	11,315,396	940,090,634	2,794,908,896	2,008,366,348

주 : 약국 요양급여비용명세서의 처방전발행기관이 확인된 명세서를 기준으로 함

## 진료비 심사실적(처방조제) (종합병원)

of Drug cost per visit(Prescription) (General Hospital)

(단위 : 건, 일, 원)  
Unit : Claim, Day, KRW

건 당 일 수 Days per claim		건 당 진 료 비 Medical Expenses perclaim	건 당 급 여 비 Benefit perclaim	일 당 진 료 비 Medical Expenses per day		일 당 급 여 비 Benefit per day	
방 문 Visit	투 약 Administration			방 문 Visit	투 약 Administration	방 문 Visit	투 약 Administration
1.00	46.05	105,447	74,998	105,447	2,290	74,998	1,629
1.00	10.72	669	498	669	62	498	47
1.00	1.42	3,015	3,003	3,015	2,124	3,003	2,116
1.00	14.50	4,507	3,152	4,507	311	3,152	217
1.00	2.25	5,549	3,988	5,549	2,461	3,988	1,769
1.00	2.14	6,613	4,845	6,613	3,085	4,845	2,260
1.00	3.21	7,556	5,531	7,556	2,353	5,531	1,722
1.00	4.09	8,508	6,251	8,508	2,082	6,251	1,530
1.00	4.38	9,506	7,000	9,506	2,171	7,000	1,599
1.00	5.70	11,005	7,933	11,005	1,929	7,933	1,391
1.00	7.46	13,019	9,202	13,019	1,746	9,202	1,234
1.00	8.93	15,004	10,547	15,004	1,681	10,547	1,182
1.00	9.92	16,999	11,866	16,999	1,714	11,866	1,196
1.00	15.48	18,976	13,200	18,976	1,226	13,200	853
1.00	22.54	22,395	15,588	22,395	994	15,588	692
1.00	28.52	27,369	18,885	27,369	960	18,885	662
1.00	34.91	32,439	22,288	32,439	929	22,288	639
1.00	32.97	37,440	25,578	37,440	1,135	25,578	776
1.00	34.83	42,454	29,060	42,454	1,219	29,060	834
1.00	38.84	47,488	32,456	47,488	1,223	32,456	836
1.00	42.04	52,375	35,774	52,375	1,246	35,774	851
1.00	45.02	57,435	38,955	57,435	1,276	38,955	865
1.00	46.74	62,514	42,555	62,514	1,338	42,555	910
1.00	50.02	67,491	45,948	67,491	1,349	45,948	919
1.00	49.40	72,485	49,310	72,485	1,467	49,310	998
1.00	55.80	77,459	52,644	77,459	1,388	52,644	943
1.00	58.61	82,467	55,945	82,467	1,407	55,945	955
1.00	58.81	87,495	59,639	87,495	1,488	59,639	1,014
1.00	60.19	92,509	62,941	92,509	1,537	62,941	1,046
1.00	60.93	97,472	66,202	97,472	1,600	66,202	1,087
1.00	83.08	247,001	177,490	247,001	2,973	177,490	2,136

Note : Claims from pharmacies where the issue of dispersed prescription was confirmed

제Ⅳ-11-3표  
Table IV-11-3

방문일당 약제비 크기별  
Review Records by the Amount

구 분 Division	청 구 건 수 Claims	일 수 Number of Days		진 료 비 ( 천 원 ) Medical Expenses (KRW 1,000)	
		방 문 Visit	투 약 Administration	계 Total	금 여 비 Benefit
계 Total	37,026,034	37,026,034	642,079,841	1,410,968,274	1,013,617,763
0 ~ 3,000 원 KRW	8,914	8,914	46,833	17,554	13,996
3,001 ~ 4,000	19,204	19,204	22,527	58,857	57,278
4,001 ~ 5,000	309	309	1,524	1,372	1,046
5,001 ~ 6,000	65,560	65,560	148,559	366,430	269,180
6,001 ~ 7,000	300,988	300,988	690,279	1,995,514	1,491,457
7,001 ~ 8,000	858,727	858,727	2,548,863	6,497,225	4,956,788
8,001 ~ 9,000	1,254,825	1,254,825	4,273,243	10,691,459	8,178,193
9,001 ~ 10,000	1,533,401	1,533,401	5,577,514	14,600,317	11,200,321
10,001 ~ 12,000	3,363,893	3,363,893	14,022,203	37,056,595	28,062,340
12,001 ~ 14,000	3,626,236	3,626,236	18,779,854	47,197,210	35,166,900
14,001 ~ 16,000	3,359,033	3,359,033	19,802,667	50,381,195	37,465,682
16,001 ~ 18,000	2,905,587	2,905,587	18,971,842	49,362,973	36,527,248
18,001 ~ 20,000	2,328,523	2,328,523	19,034,431	44,149,320	32,513,081
20,001 ~ 25,000	3,940,148	3,940,148	41,699,399	87,703,138	63,997,811
25,001 ~ 30,000	2,244,780	2,244,780	37,177,578	61,227,229	44,129,065
30,001 ~ 35,000	1,406,407	1,406,407	29,163,889	45,526,999	32,517,688
35,001 ~ 40,000	1,145,214	1,145,214	30,271,542	42,794,442	30,379,322
40,001 ~ 45,000	814,123	814,123	22,067,096	34,541,047	24,488,740
45,001 ~ 50,000	641,624	641,624	19,539,683	30,429,958	21,545,073
50,001 ~ 55,000	622,994	622,994	20,869,377	32,598,209	23,045,019
55,001 ~ 60,000	553,912	553,912	20,897,873	31,809,443	22,474,401
60,001 ~ 65,000	484,304	484,304	18,446,545	30,294,391	21,409,730
65,001 ~ 70,000	428,879	428,879	17,624,979	28,931,755	20,457,398
70,001 ~ 75,000	370,127	370,127	14,826,148	26,828,384	18,956,040
75,001 ~ 80,000	376,303	376,303	17,329,445	29,130,823	20,573,033
80,001 ~ 85,000	333,597	333,597	15,905,205	27,496,821	19,417,156
85,001 ~ 90,000	300,107	300,107	14,689,932	26,239,795	18,557,001
90,001 ~ 95,000	295,911	295,911	15,136,448	27,359,877	19,307,687
95,001 ~ 100,000	251,750	251,750	12,664,127	24,536,323	17,341,705
100,001 이상 and over	3,190,654	3,190,654	189,850,236	561,143,623	399,117,382

주 : 약국 요양급여비용명세서의 처방전발행기관이 확인된 명세서를 기준으로 함

## 진료비 심사실적(처방조제) (병원)

of Drug cost per visit(Prescription) (Hospital)

(단위 : 건, 일, 원)  
Unit : Claim, Day, KRW

건 당 일 수 Days per claim		건 당 진 료 비 Medical Expenses perclaim	건 당 급 여 비 Benefit perclaim	일 당 진 료 비 Medical Expenses per day		일 당 급 여 비 Benefit per day	
방 문 Visit	투 약 Administration			방 문 Visit	투 약 Administration	방 문 Visit	투 약 Administration
1.00	17.34	38,107	27,376	38,107	2,197	27,376	1,579
1.00	5.25	1,969	1,570	1,969	375	1,570	299
1.00	1.17	3,065	2,983	3,065	2,613	2,983	2,543
1.00	4.93	4,439	3,384	4,439	900	3,384	686
1.00	2.27	5,589	4,106	5,589	2,467	4,106	1,812
1.00	2.29	6,630	4,955	6,630	2,891	4,955	2,161
1.00	2.97	7,566	5,772	7,566	2,549	5,772	1,945
1.00	3.41	8,520	6,517	8,520	2,502	6,517	1,914
1.00	3.64	9,522	7,304	9,522	2,618	7,304	2,008
1.00	4.17	11,016	8,342	11,016	2,643	8,342	2,001
1.00	5.18	13,015	9,698	13,015	2,513	9,698	1,873
1.00	5.90	14,999	11,154	14,999	2,544	11,154	1,892
1.00	6.53	16,989	12,571	16,989	2,602	12,571	1,925
1.00	8.17	18,960	13,963	18,960	2,319	13,963	1,708
1.00	10.58	22,259	16,242	22,259	2,103	16,242	1,535
1.00	16.56	27,275	19,659	27,275	1,647	19,659	1,187
1.00	20.74	32,371	23,121	32,371	1,561	23,121	1,115
1.00	26.43	37,368	26,527	37,368	1,414	26,527	1,004
1.00	27.11	42,427	30,080	42,427	1,565	30,080	1,110
1.00	30.45	47,426	33,579	47,426	1,557	33,579	1,103
1.00	33.50	52,325	36,991	52,325	1,562	36,991	1,104
1.00	37.73	57,427	40,574	57,427	1,522	40,574	1,075
1.00	38.09	62,552	44,207	62,552	1,642	44,207	1,161
1.00	41.10	67,459	47,700	67,459	1,642	47,700	1,161
1.00	40.06	72,484	51,215	72,484	1,810	51,215	1,279
1.00	46.05	77,413	54,671	77,413	1,681	54,671	1,187
1.00	47.68	82,425	58,205	82,425	1,729	58,205	1,221
1.00	48.95	87,435	61,835	87,435	1,786	61,835	1,263
1.00	51.15	92,460	65,248	92,460	1,808	65,248	1,276
1.00	50.30	97,463	68,885	97,463	1,937	68,885	1,369
1.00	59.50	175,871	125,090	175,871	2,956	125,090	2,102

Note : Claims from pharmacies where the issue of dispersed prescription was confirmed

제IV-11-4표  
Table IV-11-4

방문일당 약제비 크기별  
Review Records by the Amount

구 분 Division	청 구 건 수 Claims	일 수 Number of Days		진 료 비 ( 천 원 ) Medical Expenses (KRW 1,000)	
		방 문 Visit	투 약 Administration	계 Total	금 여 비 Benefit
계 Total	1,115,544	1,115,544	27,470,944	69,762,744	50,696,250
0 ~ 3,000 원 KRW	138	138	1,811	52	40
3,001 ~ 4,000	1,951	1,951	4,180	5,882	5,868
4,001 ~ 5,000	68	68	370	300	240
5,001 ~ 6,000	1,149	1,149	2,464	6,511	5,178
6,001 ~ 7,000	8,386	8,386	23,452	55,821	44,786
7,001 ~ 8,000	12,560	12,560	40,001	94,879	74,499
8,001 ~ 9,000	25,209	25,209	87,869	215,419	171,768
9,001 ~ 10,000	52,519	52,519	239,383	511,725	433,622
10,001 ~ 12,000	65,313	65,313	333,761	726,505	574,911
12,001 ~ 14,000	69,067	69,067	450,730	899,904	681,969
14,001 ~ 16,000	70,411	70,411	540,649	1,054,867	788,144
16,001 ~ 18,000	58,079	58,079	531,871	987,635	726,194
18,001 ~ 20,000	47,295	47,295	509,700	896,181	654,018
20,001 ~ 25,000	75,017	75,017	1,075,649	1,676,170	1,215,289
25,001 ~ 30,000	47,908	47,908	1,021,158	1,312,293	943,887
30,001 ~ 35,000	36,910	36,910	921,405	1,197,759	856,780
35,001 ~ 40,000	34,641	34,641	1,074,721	1,298,864	926,879
40,001 ~ 45,000	30,102	30,102	920,280	1,278,928	912,932
45,001 ~ 50,000	26,005	26,005	835,038	1,232,746	880,389
50,001 ~ 55,000	26,488	26,488	900,845	1,388,602	993,525
55,001 ~ 60,000	27,387	27,387	1,001,416	1,575,424	1,127,439
60,001 ~ 65,000	24,560	24,560	914,127	1,535,542	1,101,370
65,001 ~ 70,000	24,804	24,804	923,089	1,673,983	1,200,637
70,001 ~ 75,000	21,523	21,523	761,631	1,561,289	1,121,972
75,001 ~ 80,000	21,514	21,514	841,083	1,666,725	1,193,130
80,001 ~ 85,000	21,021	21,021	837,811	1,733,400	1,241,146
85,001 ~ 90,000	19,594	19,594	751,321	1,713,747	1,229,143
90,001 ~ 95,000	17,612	17,612	701,879	1,628,556	1,168,500
95,001 ~ 100,000	16,747	16,747	642,563	1,632,514	1,172,314
100,001 이상 and over	231,566	231,566	10,580,687	40,200,521	29,249,683

주 : 약국 요양급여비용명세서의 처방전발행기관이 확인된 명세서를 기준으로 함

# 진료비 심사실적(처방조제) (요양병원)

of Drug cost per visit(Prescription) (Healthcare Institute)

(단위 : 건, 일, 원)  
Unit : Claim, Day, KRW

건 당 일 수 Days per claim		건 당 진 료 비 Medical Expenses perclaim	건 당 급 여 비 Benefit perclaim	일 당 진 료 비 Medical Expenses per day		일 당 급 여 비 Benefit per day	
방 문 Visit	투 약 Administration			방 문 Visit	투 약 Administration	방 문 Visit	투 약 Administration
1.00	24.63	62,537	45,445	62,537	2,540	45,445	1,845
1.00	13.12	379	291	379	29	291	22
1.00	2.14	3,015	3,008	3,015	1,407	3,008	1,404
1.00	5.44	4,414	3,531	4,414	811	3,531	649
1.00	2.14	5,666	4,506	5,666	2,642	4,506	2,101
1.00	2.80	6,656	5,341	6,656	2,380	5,341	1,910
1.00	3.18	7,554	5,931	7,554	2,372	5,931	1,862
1.00	3.49	8,545	6,814	8,545	2,452	6,814	1,955
1.00	4.56	9,744	8,256	9,744	2,138	8,256	1,811
1.00	5.11	11,123	8,802	11,123	2,177	8,802	1,723
1.00	6.53	13,029	9,874	13,029	1,997	9,874	1,513
1.00	7.68	14,982	11,193	14,982	1,951	11,193	1,458
1.00	9.16	17,005	12,504	17,005	1,857	12,504	1,365
1.00	10.78	18,949	13,828	18,949	1,758	13,828	1,283
1.00	14.34	22,344	16,200	22,344	1,558	16,200	1,130
1.00	21.31	27,392	19,702	27,392	1,285	19,702	924
1.00	24.96	32,451	23,213	32,451	1,300	23,213	930
1.00	31.02	37,495	26,757	37,495	1,209	26,757	862
1.00	30.57	42,486	30,328	42,486	1,390	30,328	992
1.00	32.11	47,404	33,855	47,404	1,476	33,855	1,054
1.00	34.01	52,424	37,508	52,424	1,541	37,508	1,103
1.00	36.57	57,525	41,167	57,525	1,573	41,167	1,126
1.00	37.22	62,522	44,844	62,522	1,680	44,844	1,205
1.00	37.22	67,488	48,405	67,488	1,813	48,405	1,301
1.00	35.39	72,541	52,129	72,541	2,050	52,129	1,473
1.00	39.09	77,472	55,458	77,472	1,982	55,458	1,419
1.00	39.86	82,460	59,043	82,460	2,069	59,043	1,481
1.00	38.34	87,463	62,731	87,463	2,281	62,731	1,636
1.00	39.85	92,469	66,347	92,469	2,320	66,347	1,665
1.00	38.37	97,481	70,001	97,481	2,541	70,001	1,824
1.00	45.69	173,603	126,313	173,603	3,799	126,313	2,764

Note : Claims from pharmacies where the issue of dispersed prescription was confirmed

제Ⅳ-11-5표  
Table IV-11-5

방문일당 약제비 크기별  
Review Records by the Amount

구 분 Division	청 구 건 수 Claims	일 수 Number of Days		진 료 비 ( 천 원 ) Medical Expenses (KRW 1,000)	
		방 문 Visit	투 약 Administration	계 Total	금 여 비 Benefit
계 Total	234,740	234,740	5,959,690	12,828,818	9,469,805
0 ~ 3,000 원 KRW	8	8	81	-	-
3,001 ~ 4,000	17	17	109	52	48
4,001 ~ 5,000	4	4	240	18	14
5,001 ~ 6,000	146	146	222	844	635
6,001 ~ 7,000	675	675	1,563	4,445	3,361
7,001 ~ 8,000	1,057	1,057	3,691	7,970	6,009
8,001 ~ 9,000	2,188	2,188	10,199	18,625	14,291
9,001 ~ 10,000	3,553	3,553	18,649	34,288	27,126
10,001 ~ 12,000	7,303	7,303	49,651	81,165	60,418
12,001 ~ 14,000	8,827	8,827	83,482	115,148	83,834
14,001 ~ 16,000	8,989	8,989	109,665	135,045	97,925
16,001 ~ 18,000	9,626	9,626	141,184	163,763	118,149
18,001 ~ 20,000	9,137	9,137	148,008	173,700	124,884
20,001 ~ 25,000	20,492	20,492	382,815	461,298	331,917
25,001 ~ 30,000	18,453	18,453	402,940	506,743	364,802
30,001 ~ 35,000	16,723	16,723	390,464	543,064	391,464
35,001 ~ 40,000	14,890	14,890	376,893	557,310	403,899
40,001 ~ 45,000	12,816	12,816	331,058	543,853	395,353
45,001 ~ 50,000	10,351	10,351	279,275	491,512	359,640
50,001 ~ 55,000	9,711	9,711	270,983	509,089	370,705
55,001 ~ 60,000	8,494	8,494	258,199	488,501	356,890
60,001 ~ 65,000	7,067	7,067	216,589	441,556	321,745
65,001 ~ 70,000	6,656	6,656	215,859	448,853	329,593
70,001 ~ 75,000	5,728	5,728	182,022	414,944	303,733
75,001 ~ 80,000	5,137	5,137	170,767	397,742	292,430
80,001 ~ 85,000	4,965	4,965	171,494	408,979	299,386
85,001 ~ 90,000	4,244	4,244	150,583	371,282	273,101
90,001 ~ 95,000	3,814	3,814	132,765	352,384	258,215
95,001 ~ 100,000	3,385	3,385	122,087	329,825	242,414
100,001 이상 and over	30,284	30,284	1,338,153	4,826,818	3,637,823

주 : 약국 요양급여비용명세서의 처방전발행기관이 확인된 명세서를 기준으로 함



## 진료비 심사실적(처방조제) (정신병원)

of Drug cost per visit(Prescription) (Psychiatric hospital)

(단위 : 건, 일, 원)  
Unit : Claim, Day, KRW

건 당 일 수 Days per claim		건 당 진 료 비 Medical Expenses perclaim	건 당 급 여 비 Benefit perclaim	일 당 진 료 비 Medical Expenses per day		일 당 급 여 비 Benefit per day	
방 문 Visit	투 약 Administration			방 문 Visit	투 약 Administration	방 문 Visit	투 약 Administration
1.00	25.39	54,651	40,342	54,651	2,153	40,342	1,589
1.00	10.13	-	-	-	-	-	-
1.00	6.41	3,066	2,842	3,066	478	2,842	443
1.00	60.00	4,620	3,620	4,620	77	3,620	60
1.00	1.52	5,783	4,349	5,783	3,803	4,349	2,860
1.00	2.32	6,585	4,979	6,585	2,844	4,979	2,150
1.00	3.49	7,540	5,685	7,540	2,159	5,685	1,628
1.00	4.66	8,512	6,532	8,512	1,826	6,532	1,401
1.00	5.25	9,651	7,635	9,651	1,839	7,635	1,455
1.00	6.80	11,114	8,273	11,114	1,635	8,273	1,217
1.00	9.46	13,045	9,497	13,045	1,379	9,497	1,004
1.00	12.20	15,023	10,894	15,023	1,231	10,894	893
1.00	14.67	17,013	12,274	17,013	1,160	12,274	837
1.00	16.20	19,011	13,668	19,011	1,174	13,668	844
1.00	18.68	22,511	16,197	22,511	1,205	16,197	867
1.00	21.84	27,461	19,769	27,461	1,258	19,769	905
1.00	23.35	32,474	23,409	32,474	1,391	23,409	1,003
1.00	25.31	37,428	27,126	37,428	1,479	27,126	1,072
1.00	25.83	42,435	30,848	42,435	1,643	30,848	1,194
1.00	26.98	47,484	34,744	47,484	1,760	34,744	1,288
1.00	27.90	52,424	38,174	52,424	1,879	38,174	1,368
1.00	30.40	57,511	42,017	57,511	1,892	42,017	1,382
1.00	30.65	62,481	45,528	62,481	2,039	45,528	1,486
1.00	32.43	67,436	49,518	67,436	2,079	49,518	1,527
1.00	31.78	72,441	53,026	72,441	2,280	53,026	1,669
1.00	33.24	77,427	56,926	77,427	2,329	56,926	1,712
1.00	34.54	82,372	60,299	82,372	2,385	60,299	1,746
1.00	35.48	87,484	64,350	87,484	2,466	64,350	1,814
1.00	34.81	92,392	67,702	92,392	2,654	67,702	1,945
1.00	36.07	97,437	71,614	97,437	2,702	71,614	1,986
1.00	44.19	159,385	120,124	159,385	3,607	120,124	2,719

Note : Claims from pharmacies where the issue of dispersed prescription was confirmed

제IV-11-6표  
Table IV-11-6

방문일당 약제비 크기별  
Review Records by the Amount

구 분 Division	청 구 건 수 Claims	일 수 Number of Days		진 료 비 ( 천 원 ) Medical Expenses (KRW 1,000)	
		방 문 Visit	투 약 Administration	계 Total	금 여 비 Benefit
계 Total	381,768,393	381,768,393	5,504,174,860	12,165,815,069	8,722,862,734
0 ~ 3,000 원 KRW	37,900	37,900	228,059	25,167	18,342
3,001 ~ 4,000	65,136	65,136	51,713	197,730	194,273
4,001 ~ 5,000	3,980	3,980	34,962	17,980	13,181
5,001 ~ 6,000	724,802	724,802	1,001,886	4,171,707	3,112,560
6,001 ~ 7,000	4,545,082	4,545,082	8,413,709	29,991,141	22,658,367
7,001 ~ 8,000	10,938,624	10,938,624	27,186,880	82,772,304	62,978,074
8,001 ~ 9,000	17,472,129	17,472,129	52,679,929	149,136,764	114,088,404
9,001 ~ 10,000	23,053,869	23,053,869	75,624,617	219,503,005	170,024,222
10,001 ~ 12,000	43,161,646	43,161,646	160,126,669	474,794,604	354,033,277
12,001 ~ 14,000	39,263,021	39,263,021	176,880,365	509,749,030	369,914,900
14,001 ~ 16,000	33,457,849	33,457,849	178,733,591	500,898,809	363,882,005
16,001 ~ 18,000	26,907,053	26,907,053	164,807,820	456,820,954	331,788,726
18,001 ~ 20,000	20,694,410	20,694,410	156,338,456	392,258,805	284,243,165
20,001 ~ 25,000	34,639,025	34,639,025	338,175,112	771,114,191	555,931,536
25,001 ~ 30,000	20,692,049	20,692,049	304,375,570	565,883,312	404,688,897
30,001 ~ 35,000	13,550,112	13,550,112	251,795,818	439,130,846	312,338,814
35,001 ~ 40,000	11,256,590	11,256,590	280,030,628	421,179,916	298,462,443
40,001 ~ 45,000	8,871,793	8,871,793	240,469,244	376,744,823	266,590,742
45,001 ~ 50,000	7,181,437	7,181,437	218,847,383	340,617,264	240,846,945
50,001 ~ 55,000	6,964,554	6,964,554	213,698,436	364,394,608	257,477,912
55,001 ~ 60,000	6,476,677	6,476,677	234,812,195	372,291,423	263,008,995
60,001 ~ 65,000	5,399,392	5,399,392	201,320,804	337,490,357	238,494,125
65,001 ~ 70,000	4,840,631	4,840,631	191,271,889	326,431,942	230,677,699
70,001 ~ 75,000	4,044,341	4,044,341	157,450,390	293,032,228	207,214,599
75,001 ~ 80,000	3,927,419	3,927,419	166,717,902	304,313,546	215,151,700
80,001 ~ 85,000	3,464,260	3,464,260	152,653,927	285,608,594	201,953,593
85,001 ~ 90,000	2,996,473	2,996,473	130,351,534	262,071,045	185,398,539
90,001 ~ 95,000	2,789,809	2,789,809	124,478,703	257,931,000	182,451,525
95,001 ~ 100,000	2,485,148	2,485,148	112,832,784	242,193,136	171,380,191
100,001 이상 and over	21,863,182	21,863,182	1,182,783,885	3,385,048,840	2,413,844,982

주 : 약국 요양급여비용명세서의 처방전발행기관이 확인된 명세서를 기준으로 함

# 진료비 심사실적(처방조제) (의원)

of Drug cost per visit(Prescription) (Clinic)

(단위 : 건, 일, 원)  
Unit : Claim, Day, KRW

건 당 일 수 Days per claim		건 당 진 료 비 Medical Expenses perclaim	건 당 급 여 비 Benefit perclaim	일 당 진 료 비 Medical Expenses per day		일 당 급 여 비 Benefit per day	
방 문 Visit	투 약 Administration			방 문 Visit	투 약 Administration	방 문 Visit	투 약 Administration
1.00	14.42	31,867	22,849	31,867	2,210	22,849	1,585
1.00	6.02	664	484	664	110	484	80
1.00	0.79	3,036	2,983	3,036	3,824	2,983	3,757
1.00	8.78	4,517	3,312	4,517	514	3,312	377
1.00	1.38	5,756	4,294	5,756	4,164	4,294	3,107
1.00	1.85	6,599	4,985	6,599	3,565	4,985	2,693
1.00	2.49	7,567	5,757	7,567	3,045	5,757	2,316
1.00	3.02	8,536	6,530	8,536	2,831	6,530	2,166
1.00	3.28	9,521	7,375	9,521	2,903	7,375	2,248
1.00	3.71	11,000	8,202	11,000	2,965	8,202	2,211
1.00	4.51	12,983	9,421	12,983	2,882	9,421	2,091
1.00	5.34	14,971	10,876	14,971	2,802	10,876	2,036
1.00	6.13	16,978	12,331	16,978	2,772	12,331	2,013
1.00	7.55	18,955	13,735	18,955	2,509	13,735	1,818
1.00	9.76	22,261	16,049	22,261	2,280	16,049	1,644
1.00	14.71	27,348	19,558	27,348	1,859	19,558	1,330
1.00	18.58	32,408	23,051	32,408	1,744	23,051	1,240
1.00	24.88	37,416	26,514	37,416	1,504	26,514	1,066
1.00	27.10	42,465	30,049	42,465	1,567	30,049	1,109
1.00	30.47	47,430	33,537	47,430	1,556	33,537	1,101
1.00	30.68	52,321	36,970	52,321	1,705	36,970	1,205
1.00	36.26	57,482	40,609	57,482	1,585	40,609	1,120
1.00	37.29	62,505	44,171	62,505	1,676	44,171	1,185
1.00	39.51	67,436	47,654	67,436	1,707	47,654	1,206
1.00	38.93	72,455	51,236	72,455	1,861	51,236	1,316
1.00	42.45	77,484	54,782	77,484	1,825	54,782	1,291
1.00	44.07	82,444	58,296	82,444	1,871	58,296	1,323
1.00	43.50	87,460	61,872	87,460	2,010	61,872	1,422
1.00	44.62	92,455	65,399	92,455	2,072	65,399	1,466
1.00	45.40	97,456	68,962	97,456	2,146	68,962	1,519
1.00	54.10	154,829	110,407	154,829	2,862	110,407	2,041

Note : Claims from pharmacies where the issue of dispersed prescription was confirmed

제Ⅳ-11-7표  
Table IV-11-7

방문일당 약제비 크기별  
Review Records by the Amount

구 분 Division	청 구 건 수 Claims	일 수 Number of Days		진 료 비 ( 천 원 ) Medical Expenses (KRW 1,000)	
		방 문 Visit	투 약 Administration	계 Total	금 여 비 Benefit
계 Total	904,415	904,415	5,298,967	13,738,896	9,899,936
0 ~ 3,000 원 KRW	877	877	1,071	1,999	1,313
3,001 ~ 4,000	20	20	75	70	50
4,001 ~ 5,000	28	28	109	128	94
5,001 ~ 6,000	7,675	7,675	8,837	44,329	33,558
6,001 ~ 7,000	25,763	25,763	45,373	167,414	127,115
7,001 ~ 8,000	46,003	46,003	123,243	346,963	261,071
8,001 ~ 9,000	68,100	68,100	215,049	580,429	439,861
9,001 ~ 10,000	66,734	66,734	221,883	632,503	478,274
10,001 ~ 12,000	198,285	198,285	737,451	2,188,844	1,601,607
12,001 ~ 14,000	185,166	185,166	764,445	2,381,957	1,680,884
14,001 ~ 16,000	82,448	82,448	491,581	1,235,154	871,415
16,001 ~ 18,000	58,590	58,590	420,580	994,049	700,909
18,001 ~ 20,000	47,878	47,878	389,916	902,704	636,839
20,001 ~ 25,000	54,077	54,077	491,727	1,186,268	836,146
25,001 ~ 30,000	17,031	17,031	245,248	463,825	327,501
30,001 ~ 35,000	12,765	12,765	194,679	410,275	290,502
35,001 ~ 40,000	4,940	4,940	123,014	185,549	131,632
40,001 ~ 45,000	6,596	6,596	118,272	278,642	197,454
45,001 ~ 50,000	3,365	3,365	92,629	159,459	113,342
50,001 ~ 55,000	5,948	5,948	123,578	311,033	222,206
55,001 ~ 60,000	2,047	2,047	65,911	116,997	83,938
60,001 ~ 65,000	1,284	1,284	48,969	80,050	57,404
65,001 ~ 70,000	1,001	1,001	34,257	67,727	48,079
70,001 ~ 75,000	793	793	27,703	57,660	41,268
75,001 ~ 80,000	1,136	1,136	36,769	88,475	63,285
80,001 ~ 85,000	455	455	20,936	37,371	26,826
85,001 ~ 90,000	593	593	17,621	52,246	37,355
90,001 ~ 95,000	450	450	16,063	41,638	29,836
95,001 ~ 100,000	833	833	28,302	80,440	57,107
100,001 이상 and over	3,534	3,534	193,676	644,700	503,065

주 : 약국 요양급여비용명세서의 처방전발행기관이 확인된 명세서를 기준으로 함

# 진료비 심사실적(처방조제) (치과병원)

of Drug cost per visit(Prescription) (Dental hospital)

(단위 : 건, 일, 원)  
Unit : Claim, Day, KRW

건 당 일 수 Days per claim		건 당 진 료 비 Medical Expenses perclaim	건 당 급 여 비 Benefit perclaim	일 당 진 료 비 Medical Expenses per day		일 당 급 여 비 Benefit per day	
방 문 Visit	투 약 Administration			방 문 Visit	투 약 Administration	방 문 Visit	투 약 Administration
1.00	5.86	15,191	10,946	15,191	2,593	10,946	1,868
1.00	1.22	2,279	1,497	2,279	1,867	1,497	1,226
1.00	3.75	3,486	2,496	3,486	929	2,496	665
1.00	3.89	4,559	3,373	4,559	1,171	3,373	867
1.00	1.15	5,776	4,372	5,776	5,016	4,372	3,797
1.00	1.76	6,498	4,934	6,498	3,690	4,934	2,802
1.00	2.68	7,542	5,675	7,542	2,815	5,675	2,118
1.00	3.16	8,523	6,459	8,523	2,699	6,459	2,045
1.00	3.32	9,478	7,167	9,478	2,851	7,167	2,156
1.00	3.72	11,039	8,077	11,039	2,968	8,077	2,172
1.00	4.13	12,864	9,078	12,864	3,116	9,078	2,199
1.00	5.96	14,981	10,569	14,981	2,513	10,569	1,773
1.00	7.18	16,966	11,963	16,966	2,364	11,963	1,667
1.00	8.14	18,854	13,301	18,854	2,315	13,301	1,633
1.00	9.09	21,937	15,462	21,937	2,412	15,462	1,700
1.00	14.40	27,234	19,230	27,234	1,891	19,230	1,335
1.00	15.25	32,141	22,758	32,141	2,107	22,758	1,492
1.00	24.90	37,561	26,646	37,561	1,508	26,646	1,070
1.00	17.93	42,244	29,935	42,244	2,356	29,935	1,669
1.00	27.53	47,387	33,683	47,387	1,721	33,683	1,224
1.00	20.78	52,292	37,358	52,292	2,517	37,358	1,798
1.00	32.20	57,155	41,005	57,155	1,775	41,005	1,274
1.00	38.14	62,344	44,707	62,344	1,635	44,707	1,172
1.00	34.22	67,659	48,031	67,659	1,977	48,031	1,403
1.00	34.93	72,711	52,040	72,711	2,081	52,040	1,490
1.00	32.37	77,883	55,709	77,883	2,406	55,709	1,721
1.00	46.01	82,135	58,958	82,135	1,785	58,958	1,281
1.00	29.72	88,105	62,993	88,105	2,965	62,993	2,120
1.00	35.70	92,530	66,302	92,530	2,592	66,302	1,857
1.00	33.98	96,566	68,556	96,566	2,842	68,556	2,018
1.00	54.80	182,428	142,350	182,428	3,329	142,350	2,597

Note : Claims from pharmacies where the issue of dispersed prescription was confirmed

제IV-11-8표  
Table IV-11-8

방문일당 약제비 크기별  
Review Records by the Amount

구 분 Division	청 구 건 수 Claims	일 수 Number of Days		진 료 비 ( 천 원 ) Medical Expenses (KRW 1,000)	
		방 문 Visit	투 약 Administration	계 Total	금 여 비 Benefit
계 Total	14,746,795	14,746,795	53,637,307	174,760,246	127,537,331
0 ~ 3,000 원 KRW	1,443	1,443	4,010	2,153	1,422
3,001 ~ 4,000	341	341	1,117	1,195	858
4,001 ~ 5,000	415	415	1,429	1,886	1,403
5,001 ~ 6,000	41,366	41,366	51,376	241,049	182,267
6,001 ~ 7,000	429,562	429,562	782,558	2,826,081	2,155,460
7,001 ~ 8,000	1,145,369	1,145,369	2,957,302	8,632,413	6,629,205
8,001 ~ 9,000	2,091,746	2,091,746	6,146,348	17,820,846	13,731,379
9,001 ~ 10,000	1,583,086	1,583,086	4,905,870	14,964,153	11,568,721
10,001 ~ 12,000	3,764,917	3,764,917	12,750,082	41,560,292	30,713,160
12,001 ~ 14,000	2,558,693	2,558,693	9,098,997	32,865,404	23,203,332
14,001 ~ 16,000	1,177,833	1,177,833	5,415,387	17,622,103	12,430,238
16,001 ~ 18,000	849,578	849,578	4,331,001	14,375,731	10,131,640
18,001 ~ 20,000	500,299	500,299	2,762,015	9,447,748	6,654,188
20,001 ~ 25,000	473,602	473,602	2,990,684	10,323,788	7,265,888
25,001 ~ 30,000	87,246	87,246	734,998	2,349,927	1,653,036
30,001 ~ 35,000	20,193	20,193	217,587	644,041	453,029
35,001 ~ 40,000	7,307	7,307	131,923	272,741	192,075
40,001 ~ 45,000	4,828	4,828	81,244	204,466	143,673
45,001 ~ 50,000	2,228	2,228	47,688	105,844	74,453
50,001 ~ 55,000	2,708	2,708	58,278	141,035	99,192
55,001 ~ 60,000	848	848	31,924	48,669	34,277
60,001 ~ 65,000	646	646	19,595	40,354	28,415
65,001 ~ 70,000	422	422	14,751	28,414	20,049
70,001 ~ 75,000	326	326	10,766	23,684	16,716
75,001 ~ 80,000	299	299	11,930	23,116	16,352
80,001 ~ 85,000	249	249	10,300	20,460	14,358
85,001 ~ 90,000	202	202	7,108	17,688	12,437
90,001 ~ 95,000	140	140	4,566	12,925	9,054
95,001 ~ 100,000	203	203	7,325	19,582	13,746
100,001 이상 and over	700	700	49,148	122,460	87,310

주 : 약국 요양급여비용명세서의 처방전발행기관이 확인된 명세서를 기준으로 함

# 진료비 심사실적(처방조제) (치과의원)

of Drug cost per visit(Prescription) (Dental clinic)

(단위 : 건, 일, 원)  
Unit : Claim, Day, KRW

건 당 일 수 Days per claim		건 당 진 료 비 Medical Expenses perclaim	건 당 급 여 비 Benefit perclaim	일 당 진 료 비 Medical Expenses per day		일 당 급 여 비 Benefit per day	
방 문 Visit	투 약 Administration			방 문 Visit	투 약 Administration	방 문 Visit	투 약 Administration
1.00	3.64	11,851	8,648	11,851	3,258	8,648	2,378
1.00	2.78	1,492	986	1,492	537	986	355
1.00	3.28	3,504	2,517	3,504	1,070	2,517	768
1.00	3.44	4,543	3,380	4,543	1,319	3,380	982
1.00	1.24	5,827	4,406	5,827	4,692	4,406	3,548
1.00	1.82	6,579	5,018	6,579	3,611	5,018	2,754
1.00	2.58	7,537	5,788	7,537	2,919	5,788	2,242
1.00	2.94	8,520	6,565	8,520	2,899	6,565	2,234
1.00	3.10	9,453	7,308	9,453	3,050	7,308	2,358
1.00	3.39	11,039	8,158	11,039	3,260	8,158	2,409
1.00	3.56	12,845	9,068	12,845	3,612	9,068	2,550
1.00	4.60	14,961	10,553	14,961	3,254	10,553	2,295
1.00	5.10	16,921	11,925	16,921	3,319	11,925	2,339
1.00	5.52	18,884	13,300	18,884	3,421	13,300	2,409
1.00	6.31	21,798	15,342	21,798	3,452	15,342	2,430
1.00	8.42	26,934	18,947	26,934	3,197	18,947	2,249
1.00	10.78	31,894	22,435	31,894	2,960	22,435	2,082
1.00	18.05	37,326	26,286	37,326	2,067	26,286	1,456
1.00	16.83	42,350	29,758	42,350	2,517	29,758	1,768
1.00	21.40	47,506	33,417	47,506	2,220	33,417	1,561
1.00	21.52	52,081	36,629	52,081	2,420	36,629	1,702
1.00	37.65	57,393	40,421	57,393	1,525	40,421	1,074
1.00	30.33	62,467	43,987	62,467	2,059	43,987	1,450
1.00	34.95	67,331	47,510	67,331	1,926	47,510	1,359
1.00	33.02	72,649	51,277	72,649	2,200	51,277	1,553
1.00	39.90	77,312	54,690	77,312	1,938	54,690	1,371
1.00	41.37	82,171	57,664	82,171	1,986	57,664	1,394
1.00	35.19	87,563	61,569	87,563	2,488	61,569	1,750
1.00	32.61	92,319	64,669	92,319	2,831	64,669	1,983
1.00	36.08	96,462	67,712	96,462	2,673	67,712	1,877
1.00	70.21	174,943	124,728	174,943	2,492	124,728	1,776

Note : Claims from pharmacies where the issue of dispersed prescription was confirmed

제Ⅳ-11-9표  
Table IV-11-9

방문일당 약제비 크기별  
Review Records by the Amount

구 분 Division	청 구 건 수 Claims	일 수 Number of Days		진 료 비 ( 천 원 ) Medical Expenses (KRW 1,000)	
		방 문 Visit	투 약 Administration	계 Total	금 여 비 Benefit
계 Total	1,169,446	1,169,446	59,316,446	89,168,375	63,122,559
0 ~ 3,000 원 KRW	3,989	3,989	234,609	11	6
3,001 ~ 4,000	27	27	160	83	79
4,001 ~ 5,000	1	1	-	5	3
5,001 ~ 6,000	1,171	1,171	1,716	6,553	4,986
6,001 ~ 7,000	6,614	6,614	15,446	43,835	34,176
7,001 ~ 8,000	14,789	14,789	45,514	111,734	88,060
8,001 ~ 9,000	22,479	22,479	88,439	191,519	153,548
9,001 ~ 10,000	25,582	25,582	107,876	243,691	197,914
10,001 ~ 12,000	42,022	42,022	201,023	461,826	351,882
12,001 ~ 14,000	33,276	33,276	213,785	431,624	309,643
14,001 ~ 16,000	30,718	30,718	287,638	460,940	330,693
16,001 ~ 18,000	24,702	24,702	284,182	419,899	300,956
18,001 ~ 20,000	23,121	23,121	341,826	438,908	313,515
20,001 ~ 25,000	50,732	50,732	1,155,165	1,143,680	812,817
25,001 ~ 30,000	43,750	43,750	1,445,406	1,198,175	849,462
30,001 ~ 35,000	37,293	37,293	1,509,252	1,217,934	860,220
35,001 ~ 40,000	49,603	49,603	2,325,564	1,871,789	1,320,000
40,001 ~ 45,000	38,889	38,889	1,838,421	1,649,664	1,162,693
45,001 ~ 50,000	36,188	36,188	1,873,701	1,719,825	1,212,111
50,001 ~ 55,000	49,223	49,223	3,186,516	2,560,432	1,803,097
55,001 ~ 60,000	48,610	48,610	2,942,197	2,798,023	1,968,661
60,001 ~ 65,000	41,071	41,071	2,502,788	2,567,316	1,807,045
65,001 ~ 70,000	40,100	40,100	2,406,248	2,698,335	1,901,030
70,001 ~ 75,000	31,718	31,718	1,867,919	2,301,608	1,621,540
75,001 ~ 80,000	40,303	40,303	2,635,133	3,121,999	2,197,348
80,001 ~ 85,000	38,332	38,332	2,711,766	3,153,999	2,219,389
85,001 ~ 90,000	31,465	31,465	2,179,455	2,748,134	1,935,518
90,001 ~ 95,000	34,466	34,466	2,502,160	3,178,623	2,237,224
95,001 ~ 100,000	25,926	25,926	1,765,488	2,524,534	1,777,656
100,001 이상 and over	303,286	303,286	22,647,053	49,903,677	35,351,286

주 : 약국 요양급여비용명세서의 처방전발행기관이 확인된 명세서를 기준으로 함



# 진료비 심사실적(처방조제) (보건기관)

of Drug cost per visit(Prescription) (Community health agency)

(단위 : 건, 일, 원)  
Unit : Claim, Day, KRW

건 당 일 수 Days per claim		건 당 진 료 비 Medical Expenses perclaim	건 당 급 여 비 Benefit perclaim	일 당 진 료 비 Medical Expenses per day		일 당 급 여 비 Benefit per day	
방 문 Visit	투 약 Administration			방 문 Visit	투 약 Administration	방 문 Visit	투 약 Administration
1.00	50.72	76,248	53,976	76,248	1,503	53,976	1,064
1.00	58.81	3	2	3	0	2	0
1.00	5.93	3,085	2,937	3,085	521	2,937	496
1.00	-	4,530	3,230	4,530	-	3,230	-
1.00	1.47	5,596	4,258	5,596	3,819	4,258	2,906
1.00	2.34	6,628	5,167	6,628	2,838	5,167	2,213
1.00	3.08	7,555	5,954	7,555	2,455	5,954	1,935
1.00	3.93	8,520	6,831	8,520	2,166	6,831	1,736
1.00	4.22	9,526	7,736	9,526	2,259	7,736	1,835
1.00	4.78	10,990	8,374	10,990	2,297	8,374	1,750
1.00	6.42	12,971	9,305	12,971	2,019	9,305	1,448
1.00	9.36	15,006	10,765	15,006	1,603	10,765	1,150
1.00	11.50	16,999	12,183	16,999	1,478	12,183	1,059
1.00	14.78	18,983	13,560	18,983	1,284	13,560	917
1.00	22.77	22,544	16,022	22,544	990	16,022	704
1.00	33.04	27,387	19,416	27,387	829	19,416	588
1.00	40.47	32,659	23,067	32,659	807	23,067	570
1.00	46.88	37,735	26,611	37,735	805	26,611	568
1.00	47.27	42,420	29,898	42,420	897	29,898	632
1.00	51.78	47,525	33,495	47,525	918	33,495	647
1.00	64.74	52,017	36,631	52,017	804	36,631	566
1.00	60.53	57,561	40,499	57,561	951	40,499	669
1.00	60.94	62,509	43,998	62,509	1,026	43,998	722
1.00	60.01	67,290	47,407	67,290	1,121	47,407	790
1.00	58.89	72,565	51,124	72,565	1,232	51,124	868
1.00	65.38	77,463	54,521	77,463	1,185	54,521	834
1.00	70.74	82,281	57,899	82,281	1,163	57,899	818
1.00	69.27	87,339	61,513	87,339	1,261	61,513	888
1.00	72.60	92,225	64,911	92,225	1,270	64,911	894
1.00	68.10	97,375	68,567	97,375	1,430	68,567	1,007
1.00	74.67	164,543	116,561	164,543	2,204	116,561	1,561

Note : Claims from pharmacies where the issue of dispersed prescription was confirmed

제IV-11-10표  
Table IV-11-10

방문일당 약제비 크기별  
Review Records by the Amount

구 분 Division	청 구 건 수 Claims	일 수 Number of Days		진 료 비 ( 천 원 ) Medical Expenses (KRW 1,000)	
		방 문 Visit	투 약 Administration	계 Total	금 여 비 Benefit
계 Total	133,139	133,139	2,505,010	4,770,590	3,464,995
0 ~ 3,000 원 KRW	25	25	630	9	6
3,001 ~ 4,000	3	3	31	10	8
4,001 ~ 5,000	3	3	40	13	10
5,001 ~ 6,000	263	263	432	1,505	1,150
6,001 ~ 7,000	2,271	2,271	4,644	14,787	11,036
7,001 ~ 8,000	4,171	4,171	11,716	31,548	23,560
8,001 ~ 9,000	7,587	7,587	25,913	64,788	48,313
9,001 ~ 10,000	8,530	8,530	33,166	80,716	60,200
10,001 ~ 12,000	14,149	14,149	69,531	155,331	113,910
12,001 ~ 14,000	13,179	13,179	85,868	170,924	122,954
14,001 ~ 16,000	10,895	10,895	87,862	162,872	117,074
16,001 ~ 18,000	8,839	8,839	82,782	149,470	107,522
18,001 ~ 20,000	6,185	6,185	69,291	116,721	84,525
20,001 ~ 25,000	10,590	10,590	160,186	236,221	170,718
25,001 ~ 30,000	6,639	6,639	134,012	181,090	131,115
30,001 ~ 35,000	4,515	4,515	112,152	146,187	106,097
35,001 ~ 40,000	4,039	4,039	119,497	151,507	109,964
40,001 ~ 45,000	3,052	3,052	93,447	129,492	93,251
45,001 ~ 50,000	2,414	2,414	84,937	114,639	82,172
50,001 ~ 55,000	2,218	2,218	80,329	116,037	83,862
55,001 ~ 60,000	2,205	2,205	95,265	126,961	92,268
60,001 ~ 65,000	1,917	1,917	85,086	119,680	86,803
65,001 ~ 70,000	1,685	1,685	73,275	113,451	81,039
70,001 ~ 75,000	1,481	1,481	64,873	107,151	76,819
75,001 ~ 80,000	1,168	1,168	57,445	90,417	64,591
80,001 ~ 85,000	1,465	1,465	80,364	120,435	86,224
85,001 ~ 90,000	1,056	1,056	54,193	92,376	65,784
90,001 ~ 95,000	1,124	1,124	58,224	103,935	74,151
95,001 ~ 100,000	998	998	49,574	97,164	69,737
100,001 이상 and over	10,473	10,473	630,245	1,775,154	1,300,131

주 : 약국 요양급여비용명세서의 처방전발행기관이 확인된 명세서를 기준으로 함

## 진료비 심사실적(처방조제) (한방병원)

of Drug cost per visit(Prescription) (Korean medicine Hospital)

(단위 : 건, 일, 원)  
Unit : Claim, Day, KRW

건 당 일 수 Days per claim		건 당 진 료 비 Medical Expenses perclaim	건 당 급 여 비 Benefit perclaim	일 당 진 료 비 Medical Expenses per day		일 당 급 여 비 Benefit per day	
방 문 Visit	투 약 Administration			방 문 Visit	투 약 Administration	방 문 Visit	투 약 Administration
1.00	18.81	35,832	26,025	35,832	1,904	26,025	1,383
1.00	25.20	360	260	360	14	260	10
1.00	10.33	3,167	2,567	3,167	306	2,567	248
1.00	13.33	4,470	3,270	4,470	335	3,270	245
1.00	1.64	5,722	4,373	5,722	3,483	4,373	2,662
1.00	2.04	6,511	4,860	6,511	3,184	4,860	2,376
1.00	2.81	7,564	5,649	7,564	2,693	5,649	2,011
1.00	3.42	8,539	6,368	8,539	2,500	6,368	1,864
1.00	3.89	9,463	7,057	9,463	2,434	7,057	1,815
1.00	4.91	10,978	8,051	10,978	2,234	8,051	1,638
1.00	6.52	12,969	9,330	12,969	1,991	9,330	1,432
1.00	8.06	14,949	10,746	14,949	1,854	10,746	1,332
1.00	9.37	16,910	12,165	16,910	1,806	12,165	1,299
1.00	11.20	18,872	13,666	18,872	1,685	13,666	1,220
1.00	15.13	22,306	16,121	22,306	1,475	16,121	1,066
1.00	20.19	27,277	19,749	27,277	1,351	19,749	978
1.00	24.84	32,378	23,499	32,378	1,303	23,499	946
1.00	29.59	37,511	27,226	37,511	1,268	27,226	920
1.00	30.62	42,429	30,554	42,429	1,386	30,554	998
1.00	35.19	47,489	34,040	47,489	1,350	34,040	967
1.00	36.22	52,316	37,810	52,316	1,445	37,810	1,044
1.00	43.20	57,579	41,845	57,579	1,333	41,845	969
1.00	44.38	62,431	45,281	62,431	1,407	45,281	1,020
1.00	43.49	67,330	48,094	67,330	1,548	48,094	1,106
1.00	43.80	72,350	51,869	72,350	1,652	51,869	1,184
1.00	49.18	77,412	55,301	77,412	1,574	55,301	1,124
1.00	54.86	82,208	58,856	82,208	1,499	58,856	1,073
1.00	51.32	87,477	62,295	87,477	1,705	62,295	1,214
1.00	51.80	92,469	65,971	92,469	1,785	65,971	1,274
1.00	49.67	97,359	69,877	97,359	1,960	69,877	1,407
1.00	60.18	169,498	124,141	169,498	2,817	124,141	2,063

Note : Claims from pharmacies where the issue of dispersed prescription was confirmed

제Ⅳ-12표  
Table IV-12

방문일당 약제비 크기별  
Review Records by the Amount

구 분 Division	청 구 건 수 Claims	일 수 Number of Days		진 료 비 ( 천 원 ) Medical Expenses (KRW 1,000)	
		방 문 Visit	투 약 Administration	계 Total	금 여 비 Benefit
계 Total	1,216,339	1,216,339	3,522,037	9,015,859	5,480,034
0 ~ 1,000 원 KRW	5,150	5,150	15,047	1	0
1,001 ~ 2,000	8	8	18	12	0
2,001 ~ 3,000	43	43	128	105	19
3,001 ~ 4,000	678	678	1,885	2,608	1,301
4,001 ~ 5,000	47,987	47,987	110,081	227,001	138,869
5,001 ~ 6,000	244,923	244,923	678,592	1,366,901	834,019
6,001 ~ 7,000	322,000	322,000	935,993	2,093,734	1,274,189
7,001 ~ 8,000	248,757	248,757	738,440	1,855,107	1,127,541
8,001 ~ 9,000	137,390	137,390	410,773	1,157,928	702,829
9,001 ~ 10,000	81,652	81,652	242,010	773,897	469,123
10,001 ~ 11,000	51,731	51,731	155,413	541,460	328,391
11,001 ~ 12,000	43,289	43,289	130,561	495,631	300,697
12,001 ~ 13,000	13,735	13,735	41,688	170,699	103,283
13,001 ~ 14,000	5,556	5,556	17,331	74,746	45,253
14,001 ~ 15,000	2,738	2,738	8,832	39,616	23,946
15,001 ~ 16,000	2,393	2,393	7,372	36,908	22,318
16,001 ~ 17,000	1,806	1,806	5,881	29,699	17,917
17,001 ~ 18,000	1,104	1,104	3,639	19,253	11,610
18,001 ~ 19,000	862	862	2,874	15,974	9,637
19,001 ~ 20,000	528	528	1,814	10,303	6,208
20,001 ~ 25,000	2,781	2,781	8,831	59,551	35,931
25,001 ~ 30,000	395	395	1,590	10,880	6,556
30,001 ~ 35,000	236	236	981	7,501	4,514
35,001 ~ 40,000	290	290	1,070	11,139	6,699
40,001 ~ 45,000	200	200	669	8,324	5,052
45,001 ~ 50,000	44	44	201	2,070	1,245
50,001 이상 and over	63	63	323	4,810	2,889

주 : 심사일 기준

## 진료비 심사실적(직접조제)

of Drug cost per visit (Without prescription)

(단위 : 건, 일, 원)  
Unit : Claim, Day, KRW

건 당 일 수 Days per claim		건 당 진 료 비 Medical Expenses perclaim	건 당 급 여 비 Benefit perclaim	일 당 진 료 비 Medical Expenses per day		일 당 급 여 비 Benefit per day	
방 문 Visit	투 약 Administration			방 문 Visit	투 약 Administration	방 문 Visit	투 약 Administration
1.00	2.90	7,412	4,505	7,412	2,560	4,505	1,556
1.00	2.92	0	0	0	0	0	0
1.00	2.25	1,476	30	1,476	656	30	13
1.00	2.98	2,434	443	2,434	818	443	149
1.00	2.78	3,847	1,918	3,847	1,384	1,918	690
1.00	2.29	4,730	2,894	4,730	2,062	2,894	1,262
1.00	2.77	5,581	3,405	5,581	2,014	3,405	1,229
1.00	2.91	6,502	3,957	6,502	2,237	3,957	1,361
1.00	2.97	7,458	4,533	7,458	2,512	4,533	1,527
1.00	2.99	8,428	5,116	8,428	2,819	5,116	1,711
1.00	2.96	9,478	5,745	9,478	3,198	5,745	1,938
1.00	3.00	10,467	6,348	10,467	3,484	6,348	2,113
1.00	3.02	11,449	6,946	11,449	3,796	6,946	2,303
1.00	3.04	12,428	7,520	12,428	4,095	7,520	2,478
1.00	3.12	13,453	8,145	13,453	4,313	8,145	2,611
1.00	3.23	14,469	8,746	14,469	4,486	8,746	2,711
1.00	3.08	15,423	9,326	15,423	5,007	9,326	3,027
1.00	3.26	16,445	9,921	16,445	5,050	9,921	3,047
1.00	3.30	17,439	10,516	17,439	5,291	10,516	3,190
1.00	3.33	18,531	11,179	18,531	5,558	11,179	3,353
1.00	3.44	19,513	11,758	19,513	5,680	11,758	3,422
1.00	3.18	21,413	12,920	21,413	6,743	12,920	4,069
1.00	4.03	27,544	16,598	27,544	6,843	16,598	4,123
1.00	4.16	31,785	19,126	31,785	7,647	19,126	4,601
1.00	3.69	38,409	23,099	38,409	10,410	23,099	6,260
1.00	3.35	41,622	25,259	41,622	12,443	25,259	7,551
1.00	4.57	47,054	28,288	47,054	10,300	28,288	6,192
1.00	5.13	76,342	45,853	76,342	14,890	45,853	8,943

Note : According to the review result

## 제IV-13표

Table IV-13

## 투약일수별 처방전

Prescription times per Prescription day

구 분 Division	계 Total	상급종합병원 Tertiary hospital	중 합 병 원 General hospital	병 원 Hospital	요 양 병 원 Healthcare Institute	정 신 병 원 Psychiatric hospital
<b>계 Total</b>	<b>489,426,774</b>	<b>17,974,144</b>	<b>34,354,054</b>	<b>37,026,034</b>	<b>1,115,544</b>	<b>234,740</b>
1 일 Day	30,649,705	1,241,244	1,219,904	1,571,435	21,937	1,475
2	18,551,145	98,525	345,759	766,480	8,365	1,108
3	107,071,304	217,596	1,519,092	6,301,776	78,566	5,738
4	39,864,434	67,458	560,903	3,642,295	23,168	1,227
5	56,476,266	265,428	2,192,757	4,841,568	172,277	8,045
6	2,577,922	53,137	141,911	244,210	6,113	797
7	58,295,518	742,531	3,861,533	6,453,060	120,643	20,962
8	1,306,994	47,086	98,300	80,864	3,043	1,029
9	254,415	18,364	36,718	28,731	418	418
10	7,654,427	171,127	449,612	472,215	17,782	1,795
11	96,034	14,531	20,037	10,413	308	371
12	572,498	33,023	59,300	54,524	1,518	510
13	75,011	10,074	16,615	6,806	556	656
14	18,855,150	990,260	2,569,850	2,635,785	77,782	34,018
15	5,839,402	170,038	429,574	401,766	34,330	2,656
16	149,084	24,297	33,045	13,513	1,775	442
17	73,595	14,473	18,777	7,315	2,216	269
18	103,091	17,648	21,624	8,505	851	217
19	31,031	6,163	7,924	2,916	301	118
20	1,619,889	61,535	103,823	78,036	7,211	1,243
21	3,281,026	414,238	475,422	337,512	19,175	18,330
22	79,300	22,991	18,693	3,773	922	515
23	65,550	11,832	14,426	4,681	627	195
24	97,787	17,347	15,732	5,711	611	171
25	177,793	26,257	25,832	9,769	1,445	238
26	39,101	10,159	10,171	2,076	271	199
27	35,298	6,580	7,529	1,898	405	287
28	9,856,084	1,013,320	1,790,104	947,007	65,066	72,868
29	72,865	16,038	16,799	3,636	831	427
30	57,225,504	1,008,467	3,388,154	3,390,259	244,131	29,574
31	143,010	16,938	31,138	12,250	4,745	170
32	64,266	13,833	20,953	4,524	546	351
33	56,536	9,576	15,654	2,945	782	40
34	31,505	4,618	7,095	1,954	254	32
35	1,496,064	404,138	524,863	75,753	9,379	2,360
36	73,859	20,862	20,096	3,422	819	165
37	53,005	10,178	13,040	3,311	1,026	38
38	21,391	6,246	6,844	1,229	397	30
39	9,029	2,699	2,868	476	76	15
40	585,422	62,496	69,363	30,925	2,091	196
41	8,175	2,431	2,747	508	70	14
42	579,077	189,213	172,074	30,548	374	1,026
43	19,320	7,827	7,081	701	28	49
44	15,105	3,931	4,075	1,324	26	21
45	931,498	76,386	90,733	44,188	1,865	279
46	21,087	4,615	6,455	1,039	36	38
47	8,624	2,631	3,152	470	43	9
48	16,123	4,354	4,527	3,033	25	14
49	116,128	42,381	39,521	4,027	95	275
50	281,514	58,720	58,587	16,728	708	109
51	7,252	2,538	2,895	308	19	3
52	12,027	3,857	4,420	649	28	6
53	18,945	3,493	6,156	1,479	51	15
54	12,009	3,299	4,276	614	35	5
55	30,608	8,129	9,988	1,338	73	11
56	2,514,334	426,731	719,574	191,122	6,492	4,753
57	34,421	18,857	10,373	666	180	44
58	34,233	7,693	13,002	1,440	58	27
59	9,813	2,425	2,688	386	17	13
60	31,752,041	769,258	3,173,819	2,356,671	115,823	12,253
61 일 이상 and over	29,423,130	8,972,024	9,836,077	1,903,471	56,739	6,481

주 : 1) 심사일 기준 2) 종별구분은 약국 요양급여비용명세서의 처방전발행기관이 확인된 명세서만 대상으로 작성함  
3) 한의원 심사실적 미포함

# 발행기관중별 원외처방전건수

and by Provider Type

(단위 : 건)

Unit : Claim

의 원 Clinic	치 과 병 원 Dental hospital	치 과 의 원 Dental clinic	보 건 의 료 원 Hospitalized health center	보 건 소 Health center	보 건 지 소 Health subcenter	한 방 병 원 Korean medicine hospital
<b>381,768,393</b>	<b>904,415</b>	<b>14,746,795</b>	<b>294,335</b>	<b>621,779</b>	<b>253,332</b>	<b>133,139</b>
26,252,141	31,419	284,636	9,955	8,627	3,367	3,557
16,015,369	33,966	1,268,871	4,199	3,416	1,667	3,414
89,697,984	433,488	8,732,978	37,260	14,991	8,678	23,148
35,041,868	22,207	490,151	4,736	4,343	3,065	3,013
45,614,764	205,406	3,094,201	31,689	22,878	9,855	17,390
2,056,801	5,844	63,849	3,361	1,026	432	441
46,220,409	89,234	704,340	29,935	17,063	8,725	27,079
1,065,892	1,528	4,934	568	2,311	924	515
167,036	452	1,776	113	248	97	44
6,486,229	4,915	31,523	5,491	6,861	3,890	2,986
49,794	228	239	32	24	35	22
416,409	1,811	946	748	2,664	744	301
39,393	286	111	230	228	36	20
12,448,573	33,132	41,144	7,359	5,788	3,149	8,310
4,777,484	2,482	3,982	5,578	5,782	3,356	2,374
75,003	327	85	73	361	97	66
30,045	233	74	18	39	121	15
53,727	191	117	100	79	19	13
13,439	86	21	13	36	8	6
1,361,446	993	719	940	2,338	1,054	545
2,003,688	6,655	1,934	1,372	814	976	910
32,126	150	19	40	41	23	7
33,525	100	16	47	68	18	15
57,286	159	86	93	292	55	244
113,599	202	47	84	193	85	42
16,044	73	5	37	46	10	10
18,464	54	15	15	34	11	6
5,944,469	6,303	2,339	6,858	3,516	1,477	2,757
34,945	148	1	18	13	4	5
48,942,157	9,204	13,104	45,579	92,046	44,786	18,023
77,052	591	32	33	51	3	7
23,808	172	13	22	31	9	4
27,219	110	137	14	32	7	20
17,322	99	1	19	29	76	6
477,051	812	48	1,259	289	61	51
28,253	121	10	34	48	15	14
25,267	85	2	19	26	7	6
6,512	64	1	26	26	14	2
2,799	31	2	6	43	14	-
418,145	506	43	266	1,056	238	97
2,336	30	2	7	17	13	-
184,155	727	115	634	151	26	34
3,511	78	1	10	28	4	2
5,624	58	1	6	31	6	2
715,879	394	85	773	629	226	61
8,740	54	2	15	65	27	1
2,247	26	1	5	32	5	3
3,974	37	21	20	47	11	60
29,528	91	9	156	37	8	-
145,205	242	86	247	412	394	76
1,431	19	-	5	30	4	-
2,979	22	-	9	53	4	-
7,615	26	1	28	58	18	5
3,707	10	1	5	49	3	5
10,930	42	3	25	46	20	3
1,160,887	568	68	1,100	1,990	730	319
4,221	35	1	13	25	3	3
11,967	17	-	9	12	7	1
4,251	16	-	3	11	2	1
24,965,219	3,548	2,206	57,807	205,202	79,757	10,474
8,310,450	4,508	1,640	35,219	215,057	74,856	6,604

Note : 1) According to the review result 2) Claims from pharmacies where the issue of dispersed prescription was confirmed  
3) Korean medicine clinics review records were excluded

제IV-14표  
Table IV-14

치과 소재지별 요양기관 종별  
Dental Claim Review Records

구 분 Division		계 Total		진 료 비 Medical Expenses	급 여 비 Benefit
		청구건수 Claims	입내원일수 Visits		
<b>계 Total</b>		<b>81,688,146</b>	<b>81,037,747</b>	<b>5,554,843,632</b>	<b>3,900,443,772</b>
서울	Seoul	19,012,385	18,857,919	1,306,947,613	913,386,845
	Tertiary hospital	241,200	252,069	24,693,718	13,227,925
	General hospital	161,304	160,441	13,489,976	8,164,222
	Hospital	51,847	54,951	2,610,324	1,729,807
	Healthcare Institute	4,459	3,434	325,228	233,296
	Psychiatric hospital	426	398	14,216	9,135
	Dental hospital	1,135,955	1,133,191	95,325,404	61,465,004
	Dental clinic	17,417,194	17,253,435	1,170,488,747	828,557,455
	Community health agency	-	-	-	-
	Korean medicine hospital	-	-	-	-
부산	Busan	5,575,605	5,521,569	387,932,785	272,017,779
	Tertiary hospital	37,377	38,558	4,142,575	2,056,978
	General hospital	77,938	77,582	5,608,882	3,375,037
	Hospital	7,922	7,724	569,312	377,805
	Healthcare Institute	567	1,981	75,849	53,494
	Psychiatric hospital	-	-	-	-
	Dental hospital	429,678	425,720	27,533,197	17,523,904
	Dental clinic	5,022,123	4,970,004	350,002,970	248,630,560
	Community health agency	-	-	-	-
	Korean medicine hospital	-	-	-	-
대구	Daegu	3,843,518	3,813,022	265,576,037	186,350,250
	Tertiary hospital	25,194	28,946	4,395,429	2,643,586
	General hospital	31,252	31,086	2,658,523	1,639,866
	Hospital	3,332	3,329	215,196	135,939
	Healthcare Institute	-	-	-	-
	Psychiatric hospital	331	182	28,832	21,196
	Dental hospital	302,998	299,143	21,571,092	13,830,675
	Dental clinic	3,480,233	3,450,159	236,696,093	168,071,925
	Community health agency	-	-	-	-
	Korean medicine hospital	-	-	-	-
인천	Incheon	4,515,454	4,480,602	296,198,356	208,369,847
	Tertiary hospital	31,792	31,811	2,908,511	1,367,784
	General hospital	41,207	40,781	2,912,386	1,713,880
	Hospital	9,547	9,440	739,953	495,831
	Healthcare Institute	-	-	-	-
	Psychiatric hospital	-	-	-	-
	Dental hospital	114,623	113,686	7,240,407	4,564,455
	Dental clinic	4,318,285	4,284,884	282,397,099	200,227,897
	Community health agency	-	-	-	-
	Korean medicine hospital	-	-	-	-
광주	Gwangju	2,712,791	2,695,339	179,978,147	126,345,919
	Tertiary hospital	6,247	11,728	3,336,611	2,407,061
	General hospital	13,790	13,515	946,968	590,932
	Hospital	-	-	-	-
	Healthcare Institute	23	20	3,199	2,231
	Psychiatric hospital	-	-	-	-
	Dental hospital	268,595	266,855	19,400,290	12,123,370
	Dental clinic	2,424,136	2,403,221	156,291,079	111,222,324
	Community health agency	-	-	-	-
	Korean medicine hospital	-	-	-	-
대전	Daejeon	2,450,259	2,428,025	164,616,656	115,177,599
	Tertiary hospital	3,027	3,063	268,664	118,026
	General hospital	51,546	51,059	4,043,206	2,431,446
	Hospital	967	967	40,683	24,463
	Healthcare Institute	-	-	-	-
	Psychiatric hospital	-	-	-	-
	Dental hospital	198,913	197,996	14,907,640	9,459,063
	Dental clinic	2,195,806	2,174,940	145,356,463	103,144,601
	Community health agency	-	-	-	-
	Korean medicine hospital	-	-	-	-
울산	Ulsan	1,694,882	1,683,783	106,898,562	74,788,865
	Tertiary hospital	18,275	18,488	1,584,526	738,906
	General hospital	24,582	24,382	1,832,206	1,103,795
	Hospital	1,384	1,379	45,307	29,346
	Healthcare Institute	1,029	1,035	124,748	86,958
	Psychiatric hospital	-	-	-	-
	Dental hospital	97,759	97,124	6,092,479	3,829,628
	Dental clinic	1,551,853	1,541,375	97,219,296	69,000,231
	Community health agency	-	-	-	-
	Korean medicine hospital	-	-	-	-
세종	Sejong	512,355	508,689	31,259,589	22,140,630
	Tertiary hospital	-	-	-	-
	General hospital	5,359	5,317	369,083	208,428
	Hospital	-	-	-	-
	Healthcare Institute	-	-	-	-
	Psychiatric hospital	-	-	-	-
	Dental hospital	14,389	14,320	849,509	518,880
	Dental clinic	492,607	489,052	30,040,998	21,413,322
	Community health agency	-	-	-	-
	Korean medicine hospital	-	-	-	-

주 : 1) 치과명세서 심사일 기준

2) 「의료법」 제 3 조제 2 항제 3 호 개정(2021.3.5. 시행)에 따라 요양기관 종별 구분으로 정신병원 신설



# 진료비 심사실적

by Location of Provider

(단위 : 건, 일, 천원)

Unit : Claim, Day, KRW 1,000

청구건수 Claims	치과입원 Inpatient		급 여 비 Benefit	청구건수 Claims	치과외래 Outpatient		급 여 비 Benefit
	입내원일수 Visits	진 료 비 Medical Expenses			입내원일수 Visits	진 료 비 Medical Expenses	
<b>29,451</b>	<b>91,270</b>	<b>38,588,925</b>	<b>30,511,806</b>	<b>81,658,695</b>	<b>80,946,477</b>	<b>5,516,254,707</b>	<b>3,869,931,966</b>
10,200	34,660	16,241,258	13,134,296	19,002,185	18,823,259	1,290,706,355	900,252,550
4,529	17,102	8,790,905	7,054,788	236,671	234,967	15,902,814	6,173,137
616	1,544	531,860	390,576	160,688	158,897	12,958,116	7,773,646
285	3,496	10,327	8,110	51,562	51,455	2,599,996	1,721,697
1,012	-	85,882	68,393	3,447	3,434	239,346	164,904
28	-	774	619	398	398	13,441	8,516
3,476	12,265	6,749,771	5,554,520	1,132,479	1,120,926	88,575,633	55,910,484
254	253	71,739	57,289	17,416,940	17,253,182	1,170,417,008	828,500,166
-	-	-	-	-	-	-	-
-	-	-	-	-	-	-	-
1,730	5,146	1,588,655	1,189,546	5,573,875	5,516,423	386,344,130	270,828,233
951	2,507	1,257,304	943,679	36,426	36,051	2,885,271	1,113,299
408	870	265,121	198,364	77,530	76,712	5,343,671	3,176,673
18	1	2,504	1,804	7,904	7,723	566,808	376,002
352	1,768	63,675	45,657	215	213	12,175	7,837
-	-	-	-	-	-	-	-
-	-	-	-	429,678	425,720	27,533,197	17,523,904
1	-	52	41	5,022,122	4,970,004	350,002,919	248,630,519
-	-	-	-	-	-	-	-
-	-	-	-	-	-	-	-
1,438	5,261	2,432,884	1,843,401	3,842,080	3,807,761	263,143,152	184,506,849
1,153	5,059	2,396,794	1,816,178	24,041	23,887	1,998,635	827,407
134	202	24,886	18,025	31,118	30,884	2,633,637	1,621,841
3	-	411	329	3,329	3,329	214,785	135,610
-	-	-	-	-	-	-	-
148	-	10,794	8,869	183	182	18,038	12,327
-	-	-	-	302,998	299,143	21,571,092	13,830,675
-	-	-	-	3,480,233	3,450,159	236,696,093	168,071,925
-	-	-	-	-	-	-	-
-	-	-	-	178	177	10,871	7,063
739	1,270	583,138	428,571	4,514,715	4,479,332	295,615,217	207,941,276
645	1,005	564,003	414,909	31,147	30,806	2,344,508	952,875
74	262	12,330	8,822	41,133	40,519	2,900,056	1,705,058
19	2	6,748	4,794	9,528	9,438	733,204	491,038
-	-	-	-	-	-	-	-
-	-	-	-	-	-	-	-
1	1	57	46	114,622	113,685	7,240,350	4,564,409
-	-	-	-	4,318,285	4,284,884	282,397,099	200,227,897
-	-	-	-	-	-	-	-
-	-	-	-	-	-	-	-
1,280	6,634	2,812,160	2,161,126	2,711,511	2,688,705	177,165,987	124,184,793
1,139	6,634	2,791,168	2,145,967	5,108	5,094	545,443	261,094
138	-	20,893	15,079	13,652	13,515	926,075	575,853
-	-	-	-	-	-	-	-
3	-	99	80	-	-	-	-
-	-	-	-	20	20	3,099	2,152
-	-	-	-	-	-	-	-
-	-	-	-	268,595	266,855	19,400,290	12,123,370
-	-	-	-	2,424,136	2,403,221	156,291,079	111,222,324
-	-	-	-	-	-	-	-
-	-	-	-	-	-	-	-
456	1,107	577,008	440,894	2,449,803	2,426,918	164,039,648	114,736,705
15	58	28,038	21,596	3,012	3,005	240,626	96,430
130	235	99,353	73,455	51,416	50,824	3,943,853	2,357,991
-	-	-	-	967	967	40,683	24,463
-	-	-	-	-	-	-	-
-	-	-	-	-	-	-	-
311	814	449,617	345,844	198,602	197,182	14,458,022	9,113,219
-	-	-	-	2,195,806	2,174,940	145,356,463	103,144,601
-	-	-	-	-	-	-	-
-	-	-	-	-	-	-	-
1,076	1,339	468,706	359,471	1,693,806	1,682,444	106,429,856	74,429,394
207	426	229,541	179,906	18,068	18,062	1,354,984	559,000
497	538	192,740	146,523	24,085	23,844	1,639,466	957,273
3	-	30	24	1,381	1,379	45,278	29,322
369	375	46,395	33,018	660	660	78,353	53,941
-	-	-	-	-	-	-	-
-	-	-	-	97,759	97,124	6,092,479	3,829,628
-	-	-	-	1,551,853	1,541,375	97,219,296	69,000,231
-	-	-	-	-	-	-	-
-	-	-	-	-	-	-	-
50	18	9,440	7,192	512,305	508,671	31,250,150	22,133,438
-	-	-	-	-	-	-	-
50	18	9,440	7,192	5,309	5,299	359,643	201,236
-	-	-	-	-	-	-	-
-	-	-	-	-	-	-	-
-	-	-	-	-	-	-	-
-	-	-	-	14,389	14,320	849,509	518,880
-	-	-	-	492,607	489,052	30,040,998	21,413,322
-	-	-	-	-	-	-	-
-	-	-	-	-	-	-	-

Note : 1) According to dental claim review records

2) Psychiatric hospital was newly added to provider type classification as per the amendment of the Medical Service Act (Article 3-2-3, March 5, 2021)

제IV-14표  
Table IV-14

치과 소재지별 요양기관 종별  
Dental Claim Review Records

구 Division		계 Total		진 료 비 Medical Expenses	급 여 비 Benefit
		청구건수 Claims	입내원일수 Visits		
경 기	상	20,282,664	20,136,680	1,317,375,231	927,739,924
	급	90,869	92,021	8,192,131	3,723,359
	중	259,054	260,465	20,874,907	12,716,881
	합	27,696	27,537	1,652,982	1,108,695
	정신과	1,151	1,109	80,207	53,425
	정신병원	-	-	-	-
	치과병원	554,631	549,731	36,924,226	23,283,393
	치과진료소	19,348,854	19,205,408	1,249,638,340	886,845,100
	치과건강보험	409	409	12,438	9,071
	한	-	-	-	-
	한	-	-	-	-
강 원	상	2,025,502	2,008,297	147,182,935	103,622,856
	급	19,492	20,471	2,340,461	1,261,378
	중	10,659	10,888	745,175	451,572
	합	16,135	15,828	1,175,753	774,656
	정신과	388	229	30,975	21,465
	정신병원	-	-	-	-
	치과병원	68,155	68,183	5,318,936	3,427,551
	치과진료소	1,909,192	1,891,217	137,525,631	97,652,569
	치과건강보험	1,481	1,481	46,005	33,665
	한	-	-	-	-
	한	-	-	-	-
충 북	상	2,333,576	2,311,639	162,801,246	114,409,943
	급	8,025	8,068	805,629	342,283
	중	48,329	48,081	3,636,549	2,148,482
	합	5,739	5,745	309,668	202,512
	정신과	-	-	-	-
	정신병원	-	-	-	-
	치과병원	74,082	73,410	4,889,556	3,121,157
	치과진료소	2,197,401	2,176,335	153,159,844	108,595,509
	치과건강보험	-	-	-	-
	한	-	-	-	-
	한	-	-	-	-
충 남	상	2,925,382	2,904,017	203,932,467	142,967,417
	급	7,570	8,937	1,580,483	1,124,214
	중	20,590	20,524	1,441,921	861,053
	합	315	315	5,014	3,273
	정신과	974	855	86,723	59,222
	정신병원	101	79	3,441	2,281
	치과병원	260,732	260,826	20,320,274	12,974,794
	치과진료소	2,633,358	2,610,739	180,425,654	127,893,186
	치과건강보험	1,742	1,742	68,956	49,393
	한	-	-	-	-
	한	-	-	-	-
전 북	상	2,784,661	2,761,795	199,708,768	141,430,274
	급	694	4,294	1,645,708	1,242,838
	중	13,205	12,995	1,000,001	612,433
	합	1,580	1,563	108,880	73,203
	정신과	278	2	6,034	4,686
	정신병원	-	-	-	-
	치과병원	90,487	89,888	7,250,917	4,537,340
	치과진료소	2,677,172	2,651,808	189,665,656	134,935,920
	치과건강보험	1,245	1,245	31,571	23,855
	한	-	-	-	-
	한	-	-	-	-
전 남	상	2,371,825	2,346,993	173,336,698	122,253,809
	급	1,764	1,764	63,794	36,839
	중	21,700	21,167	1,582,278	962,589
	합	1,179	1,104	76,808	52,996
	정신과	-	-	-	-
	정신병원	78	32	2,643	2,139
	치과병원	150,625	149,555	10,550,574	6,815,441
	치과진료소	2,196,053	2,172,945	161,049,923	114,376,068
	치과건강보험	426	426	10,677	7,738
	한	-	-	-	-
	한	-	-	-	-
경 북	상	3,142,609	3,112,695	232,782,155	163,772,667
	급	41,316	40,628	3,382,736	2,061,867
	중	3,003	2,923	138,908	94,125
	합	948	819	68,564	45,517
	정신과	-	-	-	-
	정신병원	206,824	204,952	14,295,096	9,151,090
	치과병원	2,889,848	2,862,703	214,882,386	152,409,296
	치과진료소	670	670	14,465	10,773
	치과건강보험	-	-	-	-
	한	-	-	-	-
	한	-	-	-	-
경 남	상	4,536,758	4,503,736	317,374,365	222,569,421
	급	16,564	17,615	1,717,894	886,826
	중	61,418	61,796	4,451,404	2,654,205
	합	10,271	10,175	505,634	332,534
	정신과	427	290	47,633	33,304
	정신병원	21	1	360	307
	치과병원	438,442	441,001	32,533,115	21,268,174
	치과진료소	4,009,504	3,972,747	278,115,873	197,392,304
	치과건강보험	111	111	2,451	1,766
	한	-	-	-	-
	한	-	-	-	-
제 주	상	967,920	962,947	60,942,022	43,099,727
	급	-	-	-	-
	중	20,672	20,673	1,598,921	979,002
	합	-	-	-	-
	정신과	-	-	-	-
	정신병원	-	-	-	-
	치과병원	8,931	8,849	623,711	396,853
	치과진료소	938,317	933,425	58,719,389	41,723,872
	치과건강보험	-	-	-	-
	한	-	-	-	-
	한	-	-	-	-

주 : 1) 치과명세서 심사일 기준 2) 「의료법」 제3조제2항제3호 개정(2021.3.5. 시행)에 따라 요양기관 종별 구분으로 정신병원 신설

# 진료비 심사실적 <계속>

by Location of Provider <Cont'd>

(단위 : 건, 일, 천원)

Unit : Claim, Day, KRW 1,000

치과입원 Inpatient				치과외래 Outpatient			
청구건수 Claims	입내원일수 Visits	진 료 비 Medical Expenses	급 여 비 Benefit	청구건수 Claims	입내원일수 Visits	진 료 비 Medical Expenses	급 여 비 Benefit
3,253	10,156	4,230,900	3,386,361	20,279,411	20,126,524	1,313,144,331	924,353,563
1,043	2,582	1,428,986	1,097,603	-	89,826	89,439	2,625,756
1,890	7,002	2,694,678	2,200,282	257,164	253,463	18,180,229	10,516,598
122	274	10,525	8,152	27,574	27,263	1,642,458	1,100,544
27	-	1,065	856	1,124	1,109	79,142	52,570
-	-	-	-	-	-	-	-
169	298	95,563	79,396	554,462	549,433	36,828,663	23,203,997
2	-	83	73	19,348,852	19,205,408	1,249,638,257	886,845,027
-	-	-	-	409	409	12,438	9,071
-	-	-	-	-	-	-	-
1,323	2,904	1,323,482	1,017,076	2,024,179	2,005,393	145,859,453	102,605,780
465	1,574	924,001	699,195	19,027	18,897	1,416,459	562,183
64	323	14,673	10,679	10,595	10,565	730,502	440,893
33	1	2,174	1,616	16,102	15,827	1,173,579	773,040
194	35	22,728	16,344	194	194	8,247	5,121
-	-	-	-	-	-	-	-
567	971	359,906	289,241	67,588	67,212	4,959,030	3,138,310
-	-	-	-	1,909,192	1,891,217	137,525,631	97,652,569
-	-	-	-	1,481	1,481	46,005	33,665
-	-	-	-	-	-	-	-
232	761	208,398	158,172	2,333,344	2,310,878	162,592,848	114,251,771
51	115	70,374	54,800	7,974	7,953	735,255	287,482
149	574	133,223	99,929	48,180	47,507	3,503,327	2,048,553
32	72	4,801	3,443	5,707	5,673	304,867	199,069
-	-	-	-	-	-	-	-
-	-	-	-	-	-	-	-
-	-	-	-	74,082	73,410	4,889,556	3,121,157
-	-	-	-	2,197,401	2,176,335	153,159,844	108,595,509
-	-	-	-	-	-	-	-
-	-	-	-	-	-	-	-
1,159	4,769	2,189,383	1,797,637	2,924,223	2,899,248	201,743,083	141,169,780
159	1,589	953,485	827,694	7,411	7,348	626,998	296,521
293	367	37,205	28,232	20,297	20,157	1,404,716	832,822
-	-	-	-	315	315	5,014	3,273
107	2	8,042	6,057	867	853	78,681	53,164
22	-	1,015	822	79	79	2,426	1,459
578	2,811	1,189,636	934,832	260,154	258,015	19,130,638	12,039,961
-	-	-	-	2,633,358	2,610,739	180,425,654	127,893,186
-	-	-	-	1,742	1,742	68,956	49,393
-	-	-	-	-	-	-	-
1,346	4,558	1,763,274	1,329,522	2,783,315	2,757,237	197,945,494	140,100,752
694	4,294	1,645,708	1,242,838	-	-	-	-
373	262	111,522	81,991	12,832	12,733	888,479	530,442
-	-	-	-	1,580	1,563	108,880	73,203
278	2	6,034	4,686	-	-	-	-
-	-	-	-	-	-	-	-
-	-	-	-	90,487	89,888	7,250,917	4,537,340
1	-	9	7	2,677,171	2,651,808	189,665,647	134,935,912
-	-	-	-	1,245	1,245	31,571	23,855
-	-	-	-	-	-	-	-
571	294	79,879	59,635	2,371,254	2,346,699	173,256,819	122,194,174
-	-	-	-	1,764	1,764	63,794	36,839
487	294	76,267	56,690	21,213	20,873	1,506,011	905,899
38	-	1,842	1,495	1,141	1,104	74,966	51,502
-	-	-	-	-	-	-	-
46	-	1,770	1,450	32	32	873	689
-	-	-	-	150,625	149,555	10,550,574	6,815,441
-	-	-	-	2,196,053	2,172,945	161,049,923	114,376,068
-	-	-	-	426	426	10,677	7,738
-	-	-	-	-	-	-	-
512	278	101,335	74,247	3,142,097	3,112,417	232,680,820	163,698,420
-	-	-	-	-	-	-	-
310	247	82,859	60,373	41,006	40,381	3,299,877	2,001,493
45	-	1,773	1,437	2,958	2,923	137,135	92,689
153	30	16,453	12,237	795	789	52,111	33,280
-	-	-	-	-	-	-	-
-	-	-	-	206,824	204,952	14,295,096	9,151,090
4	1	250	200	2,889,844	2,862,702	214,882,137	152,409,096
-	-	-	-	670	670	14,465	10,773
-	-	-	-	-	-	-	-
3,833	11,791	3,823,615	2,995,390	4,532,925	4,491,945	313,550,750	219,574,031
281	1,438	427,946	326,422	16,283	16,177	1,289,948	560,404
1,394	3,029	390,176	298,691	60,024	58,767	4,061,228	2,355,514
43	-	1,651	1,312	10,228	10,175	503,983	331,223
137	-	23,443	17,034	290	290	24,190	16,270
21	1	360	307	-	-	-	-
1,955	7,322	2,979,988	2,351,583	436,487	433,679	29,553,126	18,916,590
2	1	51	41	4,009,502	3,972,746	278,115,822	197,392,264
-	-	-	-	111	111	2,451	1,766
-	-	-	-	-	-	-	-
253	324	155,408	129,270	967,667	962,623	60,786,614	42,970,457
-	-	-	-	-	-	-	-
252	324	155,402	129,265	20,420	20,349	1,443,519	849,737
-	-	-	-	-	-	-	-
-	-	-	-	-	-	-	-
-	-	-	-	-	-	-	-
-	-	-	-	8,931	8,849	623,711	396,853
1	-	6	5	938,316	933,425	58,719,383	41,723,867
-	-	-	-	-	-	-	-
-	-	-	-	-	-	-	-

Note : 1) According to dental claim review records 2) Psychiatric hospital was newly added to provider type classification as per the amendment of the Medical Service Act (Article 3-2-3, March 5, 2021)

제IV-15표  
Table IV-15

치과 연령별 성별  
Dental Claim Review Records

구 분 Division		청 구 건 수 Claims	일 수 Number of Days		원외처방횟수 Prescription times	원외처방일수 Prescription Days
			입 내 원 Visit	요 양 급 여 Reimbursed		
<b>계</b>	<b>Total</b>	<b>81,688,146</b>	<b>81,037,747</b>	<b>81,360,921</b>	<b>16,169,543</b>	<b>60,941,630</b>
<b>남자</b>	<b>Male</b>	<b>40,535,052</b>	<b>40,219,118</b>	<b>40,441,786</b>	<b>8,588,169</b>	<b>31,872,671</b>
<b>여자</b>	<b>Female</b>	<b>41,153,094</b>	<b>40,818,629</b>	<b>40,919,135</b>	<b>7,581,374</b>	<b>29,068,959</b>
0 세	Age	10,722	10,806	11,136	126	425
남자	Male	6,154	6,191	6,382	75	272
여자	Female	4,568	4,615	4,754	51	153
1 ~ 4 세	Subtotal	1,046,387	1,046,518	1,049,093	37,310	104,612
남자	Male	534,718	534,861	536,470	20,421	57,792
여자	Female	511,669	511,657	512,623	16,889	46,820
5 ~ 9 세	Subtotal	5,668,528	5,669,741	5,682,734	138,877	414,923
남자	Male	2,808,843	2,809,716	2,818,591	74,770	224,505
여자	Female	2,859,685	2,860,025	2,864,143	64,107	190,418
10 ~ 14 세	Subtotal	3,172,547	3,171,531	3,180,951	86,049	319,268
남자	Male	1,553,534	1,553,050	1,558,431	38,544	136,138
여자	Female	1,619,013	1,618,481	1,622,520	47,505	183,130
15 ~ 19 세	Subtotal	2,220,504	2,222,294	2,231,244	334,332	1,343,456
남자	Male	983,543	984,723	990,241	152,129	608,248
여자	Female	1,236,961	1,237,571	1,241,003	182,203	735,208
20 ~ 24 세	Subtotal	3,629,215	3,631,918	3,648,576	723,541	2,863,632
남자	Male	1,554,090	1,555,843	1,565,851	310,740	1,214,454
여자	Female	2,075,125	2,076,075	2,082,725	412,801	1,649,178
25 ~ 29 세	Subtotal	4,241,736	4,244,237	4,259,339	742,485	2,930,727
남자	Male	1,970,209	1,971,834	1,981,225	355,850	1,356,244
여자	Female	2,271,527	2,272,403	2,278,114	386,635	1,574,483
30 ~ 34 세	Subtotal	3,908,018	3,909,593	3,923,213	635,645	2,480,956
남자	Male	1,919,782	1,920,922	1,930,263	333,427	1,258,411
여자	Female	1,988,236	1,988,671	1,992,950	302,218	1,222,545
35 ~ 39 세	Subtotal	3,979,898	3,981,792	3,994,436	691,664	2,651,473
남자	Male	2,002,342	2,003,573	2,012,159	379,109	1,421,324
여자	Female	1,977,556	1,978,219	1,982,277	312,555	1,230,149
40 ~ 44 세	Subtotal	4,785,977	4,788,151	4,802,723	916,704	3,466,955
남자	Male	2,478,026	2,479,571	2,489,886	527,291	1,958,111
여자	Female	2,307,951	2,308,580	2,312,837	389,413	1,508,844
45 ~ 49 세	Subtotal	5,487,812	5,490,336	5,509,448	1,187,302	4,460,697
남자	Male	2,905,559	2,907,212	2,921,410	701,698	2,596,820
여자	Female	2,582,253	2,583,124	2,588,038	485,604	1,863,877
50 ~ 54 세	Subtotal	7,086,666	7,089,960	7,114,904	1,674,283	6,238,431
남자	Male	3,694,978	3,696,942	3,714,210	970,110	3,576,528
여자	Female	3,391,688	3,393,018	3,400,694	704,173	2,661,903
55 ~ 59 세	Subtotal	7,385,906	7,389,392	7,411,892	1,844,483	6,865,353
남자	Male	3,833,279	3,835,437	3,850,524	1,053,664	3,886,276
여자	Female	3,552,627	3,553,955	3,561,368	790,819	2,979,077
60 ~ 64 세	Subtotal	8,060,616	8,065,627	8,089,302	2,047,422	7,594,108
남자	Male	4,076,686	4,079,822	4,095,167	1,125,329	4,133,091
여자	Female	3,983,930	3,985,805	3,994,135	922,093	3,461,017
65 ~ 69 세	Subtotal	8,185,339	7,894,971	7,917,315	1,998,352	7,545,214
남자	Male	4,160,170	4,004,317	4,017,921	1,055,548	3,954,665
여자	Female	4,025,169	3,890,654	3,899,394	942,804	3,590,549
70 ~ 74 세	Subtotal	5,410,180	5,258,599	5,297,853	1,323,046	4,961,000
남자	Male	2,679,172	2,603,968	2,635,753	668,062	2,478,180
여자	Female	2,731,008	2,654,631	2,662,100	654,984	2,482,820
75 ~ 79 세	Subtotal	3,842,050	3,728,124	3,770,125	940,005	3,521,209
남자	Male	1,824,081	1,771,399	1,806,056	449,807	1,656,479
여자	Female	2,017,969	1,956,725	1,964,069	490,198	1,864,730
80 ~ 84 세	Subtotal	2,468,231	2,386,783	2,401,194	596,499	2,226,123
남자	Male	1,100,626	1,066,050	1,074,066	268,860	980,696
여자	Female	1,367,605	1,320,733	1,327,128	327,639	1,245,427
85 세 이상	And over	1,097,814	1,057,374	1,065,443	251,418	953,068
남자	Male	449,260	433,687	437,180	102,735	374,437
여자	Female	648,554	623,687	628,263	148,683	578,631

주 : 1) 치과명세서 심사일 기준

2) 「의료법」 제 3 조제 2 항제 3 호 개정(2021.3.5. 시행)에 따라 요양기관 종별 구분으로 정신병원 신설

# 진료비 심사실적

by Age and Gender

(단위 : 건, 일, 원)

Unit : Claim, Day, KRW

진 료 비 ( 천 원 ) Medical Expenses(KRW 1,000)		원 외 처방률 Prescription rate (%)	원외처방 횟 수 당 처방일수 Prescription times per prescription time	건 당 입내원일수 Visits perclaim	건 당 진 료 비 Medical Expenses perclaim	건 당 급 여 비 Benefit perclaim	일 당 진 료 비 Medical Expense per day	
계 Total	급 여 비 Benefit						입 내 원 Visit	요 양 급 여 Reimbursed
<b>5,554,843,632</b>	<b>3,900,443,772</b>	<b>19.79</b>	<b>3.77</b>	<b>0.99</b>	<b>68,001</b>	<b>47,748</b>	<b>68,546</b>	<b>68,274</b>
<b>2,749,308,229</b>	<b>1,929,652,482</b>	<b>21.19</b>	<b>3.71</b>	<b>0.99</b>	<b>67,825</b>	<b>47,605</b>	<b>68,358</b>	<b>67,982</b>
<b>2,805,535,403</b>	<b>1,970,791,290</b>	<b>18.42</b>	<b>3.83</b>	<b>0.99</b>	<b>68,173</b>	<b>47,889</b>	<b>68,732</b>	<b>68,563</b>
461,396	427,850	1.18	3.37	1.01	43,033	39,904	42,698	41,433
262,027	243,306	1.22	3.63	1.01	42,578	39,536	42,324	41,057
199,369	184,545	1.12	3.00	1.01	43,645	40,399	43,200	41,937
50,623,957	40,340,524	3.57	2.80	1.00	48,380	38,552	48,374	48,255
26,342,760	20,983,307	3.82	2.83	1.00	49,265	39,242	49,252	49,104
24,281,197	19,357,217	3.30	2.77	1.00	47,455	37,832	47,456	47,367
307,535,397	226,191,396	2.45	2.99	1.00	54,253	39,903	54,242	54,118
153,378,336	112,872,155	2.66	3.00	1.00	54,606	40,185	54,589	54,417
154,157,061	113,319,241	2.24	2.97	1.00	53,907	39,626	53,901	53,823
191,404,412	138,435,659	2.71	3.71	1.00	60,331	43,635	60,351	60,172
91,526,818	66,391,020	2.48	3.53	1.00	58,915	42,735	58,934	58,730
99,877,594	72,044,639	2.93	3.85	1.00	61,690	44,499	61,711	61,557
105,326,016	73,831,992	15.06	4.02	1.00	47,433	33,250	47,395	47,205
48,198,860	33,791,969	15.47	4.00	1.00	49,005	34,357	48,947	48,674
57,127,157	40,040,023	14.73	4.04	1.00	46,183	32,370	46,161	46,033
195,077,778	133,363,180	19.94	3.96	1.00	53,752	36,747	53,712	53,467
85,449,123	58,380,639	19.99	3.91	1.00	54,983	37,566	54,921	54,570
109,628,656	74,982,541	19.89	4.00	1.00	52,830	36,134	52,806	52,637
227,971,744	156,818,295	17.50	3.95	1.00	53,745	36,970	53,713	53,523
108,353,780	74,501,910	18.06	3.81	1.00	54,996	37,814	54,951	54,690
119,617,964	82,316,385	17.02	4.07	1.00	52,660	36,238	52,639	52,507
207,632,781	143,452,979	16.27	3.90	1.00	53,130	36,707	53,109	52,924
104,582,602	72,118,685	17.37	3.77	1.00	54,476	37,566	54,444	54,180
103,050,179	71,334,295	15.20	4.05	1.00	51,830	35,878	51,819	51,707
208,771,112	144,438,940	17.38	3.83	1.00	52,456	36,292	52,431	52,265
107,415,433	74,236,079	18.93	3.75	1.00	53,645	37,075	53,612	53,383
101,355,680	70,202,861	15.81	3.94	1.00	51,253	35,500	51,236	51,131
248,098,657	171,738,389	19.15	3.78	1.00	51,839	35,884	51,815	51,658
130,284,738	90,175,224	21.28	3.71	1.00	52,576	36,390	52,543	52,326
117,813,918	81,563,165	16.87	3.87	1.00	51,047	35,340	51,033	50,939
280,953,641	194,583,039	21.64	3.76	1.00	51,196	35,457	51,172	50,995
149,155,227	103,307,352	24.15	3.70	1.00	51,334	35,555	51,305	51,056
131,798,414	91,275,687	18.81	3.84	1.00	51,040	35,347	51,023	50,926
355,248,793	246,033,593	23.63	3.73	1.00	50,129	34,718	50,106	49,930
184,422,462	127,751,317	26.25	3.69	1.00	49,912	34,574	49,885	49,653
170,826,331	118,282,276	20.76	3.78	1.00	50,366	34,874	50,346	50,233
360,857,529	249,991,716	24.97	3.72	1.00	48,858	33,847	48,835	48,686
186,219,497	129,033,600	27.49	3.69	1.00	48,580	33,661	48,552	48,362
174,638,032	120,958,117	22.26	3.77	1.00	49,157	34,048	49,139	49,037
383,058,565	265,494,854	25.40	3.71	1.00	47,522	32,937	47,493	47,354
192,685,084	133,565,024	27.60	3.67	1.00	47,265	32,763	47,229	47,052
190,373,481	131,929,830	23.15	3.75	1.00	47,785	33,115	47,763	47,663
1,042,873,968	734,044,036	24.41	3.78	0.96	127,408	89,678	132,093	131,721
546,704,689	384,774,361	25.37	3.75	0.96	131,414	92,490	136,529	136,067
496,169,279	349,269,675	23.42	3.81	0.97	123,267	86,771	127,529	127,243
568,663,653	401,147,533	24.45	3.75	0.97	105,110	74,147	108,140	107,339
278,651,902	196,406,056	24.94	3.71	0.97	104,007	73,308	107,010	105,720
290,011,750	204,741,477	23.98	3.79	0.97	106,192	74,969	109,247	108,941
406,668,572	287,345,345	24.47	3.75	0.97	105,847	74,790	109,081	107,866
186,279,561	131,338,722	24.66	3.68	0.97	102,122	72,003	105,160	103,142
220,389,012	156,006,623	24.29	3.80	0.97	109,213	77,309	112,632	112,210
277,807,619	196,674,580	24.17	3.73	0.97	112,553	79,682	116,394	115,696
117,324,908	82,989,296	24.43	3.65	0.97	106,598	75,402	110,056	109,234
160,482,711	113,685,284	23.96	3.80	0.97	117,346	83,127	121,510	120,925
135,808,041	96,089,872	22.90	3.79	0.96	123,708	87,528	128,439	127,466
52,070,422	36,792,460	22.87	3.64	0.97	115,903	81,896	120,065	119,105
83,737,619	59,297,412	22.93	3.89	0.96	129,114	91,430	134,262	133,284

Note : 1) According to dental claim review records

2) Psychiatric hospital was newly added to provider type classification as per the amendment of the Medical Service Act (Article 3-2-3, March 5, 2021)

제IV-16표  
Table IV-16

한방 소재지별 요양기관 종별  
Korean Medicine Claim Review Records

구 분 Division		계 Total			
		청구건수 Claims	입내원일수 Visits	진 료 비 Medical Expenses	급 여 비 Benefit
계 Total		91,242,961	93,370,619	3,186,657,615	2,390,201,951
서울	서울	19,930,577	20,350,019	681,233,282	505,713,869
	상급종합병원	-	-	-	-
	급종합병원	13,383	13,631	510,240	276,506
	중급종합병원	12,684	7,621	1,167,559	901,130
	한방병원	69,691	9,087	13,247,421	10,848,486
	양심과건강	-	-	-	-
	방의	-	-	-	-
	한의원	-	-	-	-
	한방병원	820,269	1,267,471	83,715,392	57,844,702
	한방병원	19,014,550	19,052,209	582,592,670	435,843,044
부산	부산	7,380,008	7,415,453	241,762,461	185,385,149
	상급종합병원	294	294	8,161	2,898
	급종합병원	4,606	4,651	122,913	62,335
	중급종합병원	6,299	7,194	658,428	493,499
	한방병원	122,213	3,618	13,370,125	10,820,834
	양심과건강	-	-	-	-
	방의	-	-	-	-
	한의원	-	-	-	-
	한방병원	229,559	355,241	25,691,443	18,084,427
	한방병원	7,017,037	7,044,455	201,911,391	155,921,156
대구	대구	4,930,037	4,927,865	152,678,193	115,441,735
	상급종합병원	-	-	-	-
	급종합병원	-	-	-	-
	중급종합병원	13,832	11,722	545,880	397,113
	한방병원	46,679	6,384	5,023,716	4,062,871
	양심과건강	-	-	-	-
	방의	-	-	-	-
	한의원	-	-	-	-
	한방병원	-	-	-	-
	한방병원	94,266	134,295	10,278,483	7,018,797
인천	인천	4,775,260	4,775,464	136,830,113	103,962,955
	상급종합병원	5,116,769	5,305,600	181,019,576	136,751,792
	급종합병원	-	-	-	-
	중급종합병원	7,634	8,246	379,681	236,638
	한방병원	8,401	5,475	1,180,945	928,875
	양심과건강	34,513	10,247	6,788,663	5,480,741
	방의	-	-	-	-
	한의원	-	-	-	-
	한방병원	-	-	-	-
	한방병원	158,256	351,248	30,888,505	22,263,577
광주	광주	4,907,965	4,930,384	141,781,781	107,841,962
	상급종합병원	2,219,996	3,039,657	175,388,888	127,154,541
	급종합병원	-	-	-	-
	중급종합병원	2,547	2,529	185,180	93,577
	한방병원	15,728	15,745	2,869,287	2,184,529
	양심과건강	50,523	4,275	6,725,968	5,489,323
	방의	-	-	-	-
	한의원	-	-	-	-
	한방병원	-	-	-	-
	한방병원	344,275	1,209,917	111,241,848	78,039,144
대전	대전	1,806,923	1,807,191	54,366,605	41,347,967
	상급종합병원	2,969,100	2,999,974	103,300,515	76,381,813
	급종합병원	-	-	-	-
	중급종합병원	2,876	2,872	80,200	40,353
	한방병원	3,963	992	436,089	346,486
	양심과건강	29,257	1,321	3,408,786	2,750,685
	방의	-	-	-	-
	한의원	-	-	-	-
	한방병원	-	-	-	-
	한방병원	140,825	199,880	14,069,892	9,462,009
울산	울산	2,792,179	2,794,909	85,305,548	63,782,281
	상급종합병원	1,825,960	1,812,234	59,180,207	44,550,926
	급종합병원	-	-	-	-
	중급종합병원	-	-	-	-
	한방병원	3,391	2,730	293,704	223,114
	양심과건강	31,907	1,639	3,595,761	2,930,952
	방의	-	-	-	-
	한의원	-	-	-	-
	한방병원	-	-	-	-
	한방병원	-	-	-	-
세종	세종	35,906	52,833	4,259,724	2,829,995
	상급종합병원	1,754,756	1,755,032	51,031,019	38,566,865
	급종합병원	477,760	483,977	16,767,528	12,195,842
	중급종합병원	-	-	-	-
	한방병원	-	-	-	-
	양심과건강	2,162	125	150,837	121,788
	방의	-	-	-	-
	한의원	-	-	-	-
	한방병원	-	-	-	-
	한방병원	15,604	23,431	1,548,193	1,116,063
전남	전남	459,994	460,421	15,068,498	10,957,990
	상급종합병원	-	-	-	-
	급종합병원	-	-	-	-
	중급종합병원	-	-	-	-
	한방병원	-	-	-	-
	양심과건강	-	-	-	-
	방의	-	-	-	-
	한의원	-	-	-	-
	한방병원	-	-	-	-
	한방병원	-	-	-	-

주 : 1) 한방명세서 심사일 기준 2) 「의료법」 제 3 조제 2 항제 3 호 개정(2021.3.5. 시행)에 따라 요양종별 구분으로 정신병원 신설

# 진료비 심사실적

by Location of Provider

(단위 : 건, 일, 천원)

Unit : Claim, Day, KRW 1,000

한방입원 Inpatient				한방외래 Outpatient			
청구건수 Claims	입내원일수 Visits	진 료 비 Medical Expenses	급 여 비 Benefit	청구건수 Claims	입내원일수 Visits	진 료 비 Medical Expenses	급 여 비 Benefit
<b>1,193,027</b>	<b>3,348,135</b>	<b>504,915,723</b>	<b>379,574,169</b>	<b>90,049,934</b>	<b>90,022,484</b>	<b>2,681,741,892</b>	<b>2,010,627,782</b>
126,814	554,558	73,395,231	55,718,128	19,803,763	19,795,461	607,838,051	449,995,742
-	-	-	-	-	-	-	-
49	299	48,767	37,669	13,334	13,332	461,473	238,838
5,232	204	938,029	759,458	7,452	7,417	229,529	141,672
60,976	372	13,028,054	10,701,327	8,715	8,715	219,367	147,159
-	-	-	-	-	-	-	-
-	-	-	-	-	-	-	-
-	-	-	-	-	-	-	-
56,553	504,298	53,982,881	40,235,843	763,716	763,173	29,732,511	17,608,859
4,004	49,385	5,397,499	3,983,831	19,010,546	19,002,824	577,195,171	431,859,214
136,850	173,597	35,305,443	27,339,956	7,243,158	7,241,856	206,457,018	158,045,194
-	-	-	-	294	294	8,161	2,898
16	61	1,829	1,464	4,590	4,590	121,084	60,872
2,359	3,254	541,149	421,868	3,940	3,940	117,279	71,631
119,952	1,357	13,325,846	10,792,607	2,261	2,261	44,279	28,226
-	-	-	-	-	-	-	-
-	-	-	-	-	-	-	-
-	-	-	-	-	-	-	-
11,510	137,202	17,823,006	13,460,552	218,049	218,039	7,868,437	4,623,875
3,013	31,723	3,613,612	2,663,465	7,014,024	7,012,732	198,297,779	153,257,692
49,971	48,964	11,608,900	8,960,379	4,880,066	4,878,901	141,069,293	106,481,356
-	-	-	-	-	-	-	-
-	-	-	-	-	-	-	-
2,591	488	262,098	215,864	11,241	11,234	283,782	181,249
42,134	1,839	4,900,603	3,986,138	4,545	4,545	123,113	76,733
-	-	-	-	-	-	-	-
-	-	-	-	-	-	-	-
-	-	-	-	-	-	-	-
5,073	45,103	6,271,940	4,631,395	89,193	89,192	4,006,543	2,387,402
173	1,534	174,258	126,982	4,775,087	4,773,930	136,655,855	103,835,972
57,303	248,618	35,609,695	27,170,316	5,059,466	5,056,982	145,409,881	109,581,476
-	-	-	-	-	-	-	-
332	944	144,102	115,285	7,302	7,302	235,579	121,353
6,855	3,929	1,139,157	903,152	1,546	1,546	41,788	25,723
31,476	7,210	6,726,133	5,442,342	3,037	3,037	62,530	38,400
-	-	-	-	-	-	-	-
-	-	-	-	-	-	-	-
-	-	-	-	-	-	-	-
16,615	209,607	25,068,462	18,814,388	141,641	141,641	5,820,043	3,449,189
2,025	26,928	2,531,840	1,895,150	4,905,940	4,903,456	139,249,941	105,946,812
124,330	944,741	109,891,419	79,067,125	2,095,666	2,094,916	65,497,468	48,087,416
-	-	-	-	-	-	-	-
18	-	1,240	992	2,529	2,529	183,940	92,586
8,469	8,486	2,661,477	2,058,886	7,259	7,259	207,811	125,643
46,841	593	6,621,228	5,418,920	3,682	3,682	104,740	70,403
-	-	-	-	-	-	-	-
-	-	-	-	-	-	-	-
-	-	-	-	-	-	-	-
68,883	934,526	100,507,436	71,516,769	275,392	275,391	10,734,412	6,522,375
119	1,136	100,039	71,558	1,806,804	1,806,055	54,266,566	41,276,409
38,334	70,464	12,648,714	9,471,783	2,930,766	2,929,510	90,651,801	66,910,030
-	-	-	-	-	-	-	-
4	-	136	109	2,872	2,872	80,064	40,245
3,007	36	407,991	329,322	956	956	28,098	17,163
27,947	11	3,382,832	2,732,294	1,310	1,310	25,955	18,391
-	-	-	-	-	-	-	-
-	-	-	-	-	-	-	-
-	-	-	-	-	-	-	-
6,963	66,018	8,373,724	6,048,841	133,862	133,862	5,696,167	3,413,168
413	4,399	484,031	361,218	2,791,766	2,790,510	84,821,517	63,421,063
33,893	20,396	6,449,406	5,013,589	1,792,067	1,791,838	52,730,801	39,537,338
-	-	-	-	-	-	-	-
-	-	-	-	-	-	-	-
1,802	1,141	244,781	193,244	1,589	1,589	48,922	29,870
30,908	640	3,573,781	2,917,232	999	999	21,981	13,720
-	-	-	-	-	-	-	-
-	-	-	-	-	-	-	-
-	-	-	-	-	-	-	-
1,118	18,046	2,580,658	1,866,350	34,788	34,787	1,679,066	963,646
65	569	50,187	36,763	1,754,691	1,754,463	50,980,832	38,530,103
3,309	9,805	1,235,726	964,004	474,451	474,172	15,531,802	11,231,838
-	-	-	-	-	-	-	-
-	-	-	-	-	-	-	-
-	-	-	-	-	-	-	-
2,037	-	149,289	120,771	125	125	1,549	1,018
-	-	-	-	-	-	-	-
-	-	-	-	-	-	-	-
-	-	-	-	-	-	-	-
1,163	8,990	1,001,543	782,696	14,441	14,441	546,650	333,368
109	815	84,894	60,538	459,885	459,606	14,983,604	10,897,453

Note : 1) According to Korean medicine medicine claim review records 2) Psychiatric hospital was newly added to provider type classification as per the amendment of the Medical Service Act (Article 3-2-3, March 5, 2021)

제IV-16표  
Table IV-16

# 한방 소재지별 요양기관 종별

## Korean Medicine Claim Review Records

구 Division		계 Total			
		청구건수 Claims	입내원일수 Visits	진 료 비 Medical Expenses	급 여 비 Benefit
경 기	간계포아전주국한한	20,953,283	21,223,393	718,492,611	534,806,610
	간계포아전주국한한	-	-	-	-
	간계포아전주국한한	13,529	12,846	452,695	255,166
	간계포아전주국한한	13,651	8,376	1,252,650	971,260
	간계포아전주국한한	179,279	29,108	26,306,825	21,445,207
	간계포아전주국한한	912	171	36,621	28,609
	간계포아전주국한한	-	-	-	-
	간계포아전주국한한	677,127	1,067,251	81,838,036	56,226,752
	간계포아전주국한한	20,068,785	20,105,641	608,605,784	455,879,615
	간계포아전주국한한	2,339,917	2,348,048	69,557,376	53,032,049
강 원	간계포아전주국한한	-	-	-	-
	간계포아전주국한한	-	-	-	-
	간계포아전주국한한	1,133	348	125,137	91,802
	간계포아전주국한한	8,012	792	789,852	644,740
	간계포아전주국한한	-	-	-	-
	간계포아전주국한한	-	-	-	-
	간계포아전주국한한	5,911	5,911	99,143	80,445
	간계포아전주국한한	47,018	61,867	3,557,549	2,419,659
	간계포아전주국한한	2,277,843	2,279,130	64,985,696	49,795,403
	간계포아전주국한한	2,665,776	2,684,114	83,106,887	62,342,104
충 북	간계포아전주국한한	-	-	-	-
	간계포아전주국한한	-	-	-	-
	간계포아전주국한한	4,408	6,884	514,536	374,097
	간계포아전주국한한	15,972	2,552	1,542,662	1,242,676
	간계포아전주국한한	-	-	-	-
	간계포아전주국한한	-	-	-	-
	간계포아전주국한한	-	-	-	-
	간계포아전주국한한	106,087	132,215	8,024,569	5,268,621
	간계포아전주국한한	2,539,309	2,542,463	73,025,120	55,456,709
	간계포아전주국한한	3,352,353	3,338,363	108,575,277	82,097,612
충 남	간계포아전주국한한	-	-	-	-
	간계포아전주국한한	931	939	23,750	12,225
	간계포아전주국한한	2,644	5,274	467,626	337,182
	간계포아전주국한한	49,631	6,935	5,986,876	4,849,511
	간계포아전주국한한	-	-	-	-
	간계포아전주국한한	-	-	-	-
	간계포아전주국한한	3,180	3,180	82,432	64,272
	간계포아전주국한한	135,469	159,382	9,102,962	5,895,266
	간계포아전주국한한	3,160,498	3,162,653	92,911,632	70,939,156
	간계포아전주국한한	3,508,094	3,738,978	142,053,725	107,245,609
전 북	간계포아전주국한한	-	-	-	-
	간계포아전주국한한	3,767	3,161	262,699	176,454
	간계포아전주국한한	6,195	8,973	745,572	552,015
	간계포아전주국한한	71,464	2,848	8,837,828	7,174,433
	간계포아전주국한한	-	-	-	-
	간계포아전주국한한	-	-	-	-
	간계포아전주국한한	5,918	5,918	133,271	104,988
	간계포아전주국한한	145,948	418,476	36,815,577	25,681,362
	간계포아전주국한한	3,274,802	3,299,602	95,258,778	73,556,358
	간계포아전주국한한	2,764,494	2,936,112	113,337,159	87,006,609
전 남	간계포아전주국한한	-	-	-	-
	간계포아전주국한한	-	-	-	-
	간계포아전주국한한	5,162	5,138	257,177	179,380
	간계포아전주국한한	69,547	8,828	8,115,362	6,607,245
	간계포아전주국한한	-	-	-	-
	간계포아전주국한한	-	-	-	-
	간계포아전주국한한	3,433	3,433	66,468	55,408
	간계포아전주국한한	128,227	339,779	28,881,290	20,489,626
	간계포아전주국한한	2,558,125	2,578,934	76,016,862	59,674,950
	간계포아전주국한한	4,137,519	4,086,106	126,030,716	96,825,104
경 북	간계포아전주국한한	-	-	-	-
	간계포아전주국한한	-	-	-	-
	간계포아전주국한한	3,065	1,748	153,233	126,967
	간계포아전주국한한	84,198	18,180	7,977,772	6,388,895
	간계포아전주국한한	-	-	-	-
	간계포아전주국한한	-	-	-	-
	간계포아전주국한한	1,049	1,049	16,230	13,608
	간계포아전주국한한	46,734	61,335	3,391,417	2,297,507
	간계포아전주국한한	4,002,473	4,003,794	114,492,064	87,998,127
	간계포아전주국한한	5,269,433	5,272,402	173,143,093	131,739,552
경 남	간계포아전주국한한	-	-	-	-
	간계포아전주국한한	2,186	1,600	95,146	68,046
	간계포아전주국한한	8,341	9,370	728,073	534,719
	간계포아전주국한한	91,897	11,079	10,635,159	8,625,277
	간계포아전주국한한	-	-	-	-
	간계포아전주국한한	-	-	-	-
	간계포아전주국한한	224	224	4,323	3,480
	간계포아전주국한한	136,520	214,198	16,199,411	11,423,521
	간계포아전주국한한	5,030,265	5,035,931	145,480,982	111,084,508
	간계포아전주국한한	1,401,885	1,408,324	41,030,121	31,531,035
제 주	간계포아전주국한한	-	-	-	-
	간계포아전주국한한	-	-	-	-
	간계포아전주국한한	1,991	374	326,700	267,340
	간계포아전주국한한	-	-	-	-
	간계포아전주국한한	-	-	-	-
	간계포아전주국한한	-	-	-	-
	간계포아전주국한한	5,410	12,442	1,019,745	807,127
	간계포아전주국한한	-	-	-	-
	간계포아전주국한한	1,394,484	1,395,508	39,683,676	30,456,567
	간계포아전주국한한	-	-	-	-

주 : 1) 한방명세서 심사일 기준 2) 「의료법」 제 3 조제 2 항제 3 호 개정(2021.3.5. 시행)에 따라 요양종별 구분으로 정신병원 신설



# 진료비 심사실적 <계속>

by Location of Provider <Cont'd>

(단위 : 건, 일, 천원)

Unit : Claim, Day, KRW 1,000

한방입원 Inpatient				한방외래 Outpatient			
청구건수 Claims	입내원일수 Visits	진 료 비 Medical Expenses	급 여 비 Benefit	청구건수 Claims	입내원일수 Visits	진 료 비 Medical Expenses	급 여 비 Benefit
202,648	479,929	86,255,107	65,728,091	20,750,635	20,743,464	632,237,504	469,078,519
-	-	-	-	-	-	-	-
766	84	60,666	51,565	12,763	12,762	392,028	203,601
5,770	495	1,039,377	839,605	7,881	7,881	213,273	131,655
153,616	3,445	25,698,749	21,039,009	25,663	25,663	608,076	406,198
741	-	32,856	26,301	171	171	3,765	2,309
-	-	-	-	-	-	-	-
-	-	-	-	-	-	-	-
37,457	427,586	54,448,372	40,079,229	639,670	639,665	27,389,664	16,147,523
4,298	48,319	4,975,086	3,692,382	20,064,487	20,057,322	603,630,698	452,187,233
9,994	18,556	2,987,156	2,292,338	2,329,923	2,329,492	66,570,220	50,739,711
-	-	-	-	-	-	-	-
-	-	-	-	-	-	-	-
785	-	115,452	86,033	348	348	9,685	5,769
7,276	56	770,465	631,323	736	736	19,386	13,417
-	-	-	-	-	-	-	-
-	-	-	-	-	-	-	-
-	-	-	-	-	-	-	-
1,728	16,577	1,893,824	1,419,569	5,911	5,911	99,143	80,445
205	1,923	207,415	155,413	45,290	45,290	1,663,725	1,000,090
17,467	36,235	6,177,452	4,650,808	2,277,638	2,277,207	64,778,281	49,639,990
-	-	-	-	2,648,309	2,647,879	76,929,435	57,691,296
-	-	-	-	-	-	-	-
999	3,475	434,560	320,628	3,409	3,409	79,975	53,469
13,483	63	1,486,690	1,207,430	2,489	2,489	55,973	35,246
-	-	-	-	-	-	-	-
-	-	-	-	-	-	-	-
-	-	-	-	-	-	-	-
2,550	28,678	3,795,086	2,775,836	103,537	103,537	4,229,483	2,492,785
435	4,019	461,116	346,915	2,538,874	2,538,444	72,564,004	55,109,795
47,307	34,064	10,062,449	7,888,026	3,305,046	3,304,299	98,512,828	74,209,586
-	-	-	-	-	-	-	-
3	11	140	112	928	928	23,610	12,113
1,131	3,761	405,408	302,215	1,513	1,513	62,218	34,967
42,699	3	5,830,553	4,748,170	6,932	6,932	156,324	101,341
-	-	-	-	-	-	-	-
-	-	-	-	-	-	-	-
-	-	-	-	-	-	-	-
-	-	-	-	-	-	-	-
-	-	-	-	-	-	-	-
3,085	26,998	3,429,528	2,543,273	3,180	3,180	82,432	64,272
389	3,291	396,820	294,255	132,384	132,384	5,673,433	3,351,993
94,898	326,641	44,094,523	32,372,811	3,160,109	3,159,362	92,514,812	70,644,901
-	-	-	-	3,413,196	3,412,337	97,959,201	74,872,797
-	-	-	-	-	-	-	-
695	89	154,075	121,024	3,072	3,072	108,625	55,430
1,971	4,749	624,771	474,470	4,224	4,224	120,801	77,545
68,638	22	8,772,404	7,133,147	2,826	2,826	65,424	41,286
-	-	-	-	-	-	-	-
-	-	-	-	-	-	-	-
-	-	-	-	-	-	-	-
-	-	-	-	-	-	-	-
20,780	293,571	31,913,650	22,700,737	5,918	5,918	133,271	104,988
2,814	28,210	2,629,623	1,943,433	125,168	124,905	4,901,927	2,980,625
81,964	253,800	35,208,154	26,291,203	3,271,988	3,271,392	92,629,154	71,612,925
-	-	-	-	2,682,530	2,682,312	78,129,005	60,715,406
-	-	-	-	-	-	-	-
-	-	-	-	-	-	-	-
524	500	112,676	85,794	4,638	4,638	144,500	93,585
63,011	2,292	7,943,775	6,497,537	6,536	6,536	171,586	109,708
-	-	-	-	-	-	-	-
-	-	-	-	-	-	-	-
-	-	-	-	-	-	-	-
-	-	-	-	-	-	-	-
16,366	227,918	24,828,802	17,978,491	3,433	3,433	66,468	55,408
2,063	23,090	2,322,900	1,729,381	111,861	111,861	4,052,488	2,511,135
69,910	19,076	9,731,537	7,727,999	2,556,062	2,555,844	73,693,962	57,945,570
-	-	-	-	4,067,609	4,067,030	116,299,179	89,097,105
-	-	-	-	-	-	-	-
-	-	-	-	-	-	-	-
1,317	-	108,263	96,059	1,748	1,748	44,970	30,908
67,086	1,123	7,515,649	6,095,538	17,112	17,057	462,123	293,358
-	-	-	-	-	-	-	-
-	-	-	-	-	-	-	-
-	-	-	-	-	-	-	-
-	-	-	-	-	-	-	-
1,277	15,878	1,897,184	1,383,539	1,049	1,049	16,230	13,608
230	2,075	210,441	152,863	45,457	45,457	1,494,233	913,968
95,534	99,610	23,001,401	17,883,558	4,002,243	4,001,719	114,281,623	87,845,264
-	-	-	-	5,173,899	5,172,792	150,141,692	113,855,993
-	-	-	-	-	-	-	-
609	24	63,091	51,423	1,577	1,576	32,055	16,623
2,115	3,153	540,807	419,700	6,226	6,217	187,266	115,019
84,396	3,578	10,463,435	8,516,618	7,501	7,501	171,724	108,659
-	-	-	-	-	-	-	-
-	-	-	-	-	-	-	-
-	-	-	-	-	-	-	-
-	-	-	-	-	-	-	-
7,656	85,337	11,190,147	8,341,291	224	224	4,323	3,480
758	7,518	743,922	554,527	128,864	128,861	5,009,264	3,082,230
2,501	9,081	1,253,409	1,034,056	5,029,507	5,028,413	144,737,060	110,529,982
-	-	-	-	1,399,384	1,399,243	39,776,712	30,496,979
-	-	-	-	-	-	-	-
-	-	-	-	-	-	-	-
-	-	-	-	-	-	-	-
-	-	-	-	-	-	-	-
1,617	-	318,318	261,279	374	374	8,382	6,061
-	-	-	-	-	-	-	-
-	-	-	-	-	-	-	-
-	-	-	-	-	-	-	-
-	-	-	-	-	-	-	-
764	7,796	808,812	680,262	4,646	4,646	210,933	126,866
120	1,285	126,280	92,515	1,394,364	1,394,223	39,557,396	30,364,052

Note : 1) According to Korean medicine medicine claim review records 2) Psychiatric hospital was newly added to provider type classification as per the amendment of the Medical Service Act (Article 3-2-3, March 5, 2021)

제IV-17표  
Table IV-17

한방 연령별 성별  
Korean Medicine Claim Review

구 분 Division		청 구 건 수 Claims	일 수 Number of Days		진 료 비 (천원) Medical Expenses(KRW 1,000)	
			입 내 원 Visit	요 양 급 여 Reimbursed	계 Total	급 여 비 Benefit
<b>계</b>	<b>Total</b>	<b>91,242,959</b>	<b>93,370,617</b>	<b>102,873,180</b>	<b>3,186,657,574</b>	<b>2,390,201,922</b>
<b>남자</b>	<b>Male</b>	<b>34,063,744</b>	<b>34,761,699</b>	<b>38,099,871</b>	<b>1,194,458,967</b>	<b>883,011,712</b>
<b>여자</b>	<b>Female</b>	<b>57,179,215</b>	<b>58,608,918</b>	<b>64,773,309</b>	<b>1,992,198,607</b>	<b>1,507,190,210</b>
0 세	Age	20,429	20,678	24,409	542,565	515,841
남자	Male	11,995	12,154	14,294	317,284	301,646
여자	Female	8,434	8,524	10,115	225,281	214,195
1 ~ 4 세	Subtotal	282,427	283,101	394,218	7,856,683	6,313,465
남자	Male	159,183	159,659	222,908	4,468,553	3,590,427
여자	Female	123,244	123,442	171,310	3,388,130	2,723,037
5 ~ 9 세	Subtotal	554,565	559,048	834,898	15,617,905	11,115,463
남자	Male	323,527	325,793	493,587	9,124,071	6,479,830
여자	Female	231,038	233,255	341,311	6,493,833	4,635,633
10 ~ 14 세	Subtotal	810,186	822,106	1,076,859	27,398,149	18,754,360
남자	Male	457,839	465,354	601,865	15,427,320	10,575,899
여자	Female	352,347	356,752	474,994	11,970,829	8,178,461
15 ~ 19 세	Subtotal	1,144,432	1,169,984	1,409,712	43,304,198	29,343,209
남자	Male	596,542	612,197	714,982	22,550,734	15,319,216
여자	Female	547,890	557,787	694,730	20,753,464	14,023,993
20 ~ 24 세	Subtotal	1,520,859	1,573,043	1,815,517	61,708,157	41,527,904
남자	Male	700,217	733,066	819,063	29,244,169	19,780,505
여자	Female	820,642	839,977	996,454	32,463,988	21,747,399
25 ~ 29 세	Subtotal	2,484,363	2,551,500	2,927,985	101,622,647	68,027,806
남자	Male	1,147,122	1,182,271	1,309,089	47,288,080	31,719,488
여자	Female	1,337,241	1,369,229	1,618,896	54,334,566	36,308,318
30 ~ 34 세	Subtotal	2,962,905	3,048,103	3,477,520	121,828,937	81,801,583
남자	Male	1,400,086	1,441,057	1,591,091	58,312,075	39,089,053
여자	Female	1,562,819	1,607,046	1,886,429	63,516,862	42,712,529
35 ~ 39 세	Subtotal	3,469,939	3,603,312	4,100,451	143,767,486	97,283,135
남자	Male	1,651,209	1,715,568	1,886,398	69,878,595	47,160,977
여자	Female	1,818,730	1,887,744	2,214,053	73,888,892	50,122,158
40 ~ 44 세	Subtotal	4,757,325	4,942,101	5,597,725	191,497,120	130,823,603
남자	Male	2,193,892	2,274,655	2,489,077	89,705,671	60,967,883
여자	Female	2,563,433	2,667,446	3,108,648	101,791,449	69,855,720
45 ~ 49 세	Subtotal	6,096,964	6,326,002	7,103,990	237,961,299	164,048,872
남자	Male	2,603,634	2,688,776	2,934,552	102,016,429	69,961,866
여자	Female	3,493,330	3,637,226	4,169,438	135,944,870	94,087,006
50 ~ 54 세	Subtotal	8,188,116	8,497,355	9,448,940	312,987,749	217,370,667
남자	Male	3,155,150	3,246,252	3,536,950	119,711,745	82,805,683
여자	Female	5,032,966	5,251,103	5,911,990	193,276,004	134,564,985
55 ~ 59 세	Subtotal	8,509,189	8,915,535	9,849,605	329,599,992	230,632,694
남자	Male	3,104,218	3,207,822	3,503,632	117,727,036	82,042,397
여자	Female	5,404,971	5,707,713	6,345,973	211,872,956	148,590,298
60 ~ 64 세	Subtotal	10,273,422	10,808,417	11,868,504	395,687,572	279,245,314
남자	Male	3,471,910	3,595,131	3,927,038	131,180,728	92,361,315
여자	Female	6,801,512	7,213,286	7,941,466	264,506,844	186,883,998
65 ~ 69 세	Subtotal	12,957,029	13,305,277	14,161,932	382,056,972	319,469,714
남자	Male	4,280,485	4,355,720	4,645,510	125,101,780	104,651,748
여자	Female	8,676,544	8,949,557	9,516,422	256,955,191	214,817,966
70 ~ 74 세	Subtotal	10,744,866	10,893,530	11,557,474	299,749,960	255,567,198
남자	Male	3,569,042	3,593,709	3,848,719	99,576,829	84,906,832
여자	Female	7,175,824	7,299,821	7,708,755	200,173,132	170,660,366
75 ~ 79 세	Subtotal	8,343,618	8,356,048	8,899,299	233,510,281	200,615,998
남자	Male	2,724,112	2,713,940	2,930,659	74,848,708	64,440,046
여자	Female	5,619,506	5,642,108	5,968,640	158,661,573	136,175,951
80 ~ 84 세	Subtotal	5,545,402	5,426,046	5,794,256	169,637,873	145,430,164
남자	Male	1,760,655	1,729,100	1,852,554	51,071,694	44,080,635
여자	Female	3,784,747	3,696,946	3,941,702	118,566,179	101,349,528
85 세 이상	And over	2,576,923	2,269,431	2,529,886	110,322,029	92,314,934
남자	Male	752,926	709,475	777,903	26,907,464	22,776,265
여자	Female	1,823,997	1,559,956	1,751,983	83,414,565	69,538,669

주 : 한방명세서 심사일 기준

# 진료비 심사실적

Records by Age and Gender

(단위 : 건, 일, 원)  
Unit : Claim, Day, KRW

건 당 입내원일수 Visits perclaim	건 당 진 료 비 Medical Expenses perclaim	건 당 급 여 비 Benefit perclaim	일 당 진 료 비 Medical Expense per day	
			입 내 원 Visit	요 양 급 여 Reimbursed
<b>1.02</b>	<b>34,925</b>	<b>26,196</b>	<b>34,129</b>	<b>30,977</b>
<b>1.02</b>	<b>35,065</b>	<b>25,922</b>	<b>34,361</b>	<b>31,351</b>
<b>1.03</b>	<b>34,841</b>	<b>26,359</b>	<b>33,991</b>	<b>30,756</b>
1.01	26,559	25,250	26,239	22,228
1.01	26,451	25,148	26,105	22,197
1.01	26,711	25,397	26,429	22,272
1.00	27,818	22,354	27,752	19,930
1.00	28,072	22,555	27,988	20,047
1.00	27,491	22,095	27,447	19,778
1.01	28,162	20,044	27,937	18,706
1.01	28,202	20,029	28,006	18,485
1.01	28,107	20,064	27,840	19,026
1.01	33,817	23,148	33,327	25,443
1.02	33,696	23,100	33,152	25,633
1.01	33,975	23,211	33,555	25,202
1.02	37,839	25,640	37,013	30,718
1.03	37,802	25,680	36,836	31,540
1.02	37,879	25,596	37,207	29,873
1.03	40,575	27,306	39,229	33,989
1.05	41,764	28,249	39,893	35,704
1.02	39,559	26,500	38,649	32,580
1.03	40,905	27,382	39,829	34,707
1.03	41,223	27,651	39,998	36,123
1.02	40,632	27,152	39,683	33,563
1.03	41,118	27,609	39,969	35,033
1.03	41,649	27,919	40,465	36,649
1.03	40,642	27,330	39,524	33,670
1.04	41,432	28,036	39,899	35,061
1.04	42,320	28,561	40,732	37,043
1.04	40,627	27,559	39,141	33,373
1.04	40,253	27,499	38,748	34,210
1.04	40,889	27,790	39,437	36,040
1.04	39,709	27,251	38,161	32,745
1.04	39,029	26,907	37,616	33,497
1.03	39,182	26,871	37,942	34,764
1.04	38,916	26,933	37,376	32,605
1.04	38,225	26,547	36,834	33,124
1.03	37,942	26,245	36,877	33,846
1.04	38,402	26,737	36,807	32,692
1.05	38,735	27,104	36,969	33,463
1.03	37,925	26,429	36,700	33,601
1.06	39,200	27,491	37,120	33,387
1.05	38,516	27,181	36,609	33,339
1.04	37,783	26,602	36,488	33,404
1.06	38,889	27,477	36,669	33,307
1.03	29,486	24,656	28,715	26,978
1.02	29,226	24,449	28,721	26,930
1.03	29,615	24,758	28,711	27,001
1.01	27,897	23,785	27,516	25,936
1.01	27,900	23,790	27,709	25,873
1.02	27,895	23,783	27,422	25,967
1.00	27,987	24,044	27,945	26,239
1.00	27,476	23,655	27,579	25,540
1.00	28,234	24,233	28,121	26,583
0.98	30,591	26,225	31,264	29,277
0.98	29,007	25,036	29,537	27,568
0.98	31,327	26,778	32,071	30,080
0.88	42,812	35,824	48,612	43,608
0.94	35,737	30,250	37,926	34,590
0.86	45,732	38,124	53,472	47,612

Note : According to Korean medicine medicine claim review records

제IV-18표  
Table IV-18

# 약국 조제행위별 진료비 심사실적 Review Records of Pharmacy Dispensing

(단위 : 천원)  
Unit : KRW 1,000

구 분 Division	계 Total	처 방 조 제 Prescription	직 접 조 제 Without prescription
<b>계 Total</b>	<b>4,887,808,281</b>	<b>4,885,721,676</b>	<b>2,086,605</b>
약 국 관 리 료(방문당) Pharmacy management (per visit)	342,438,846	342,179,560	259,286
조 제 기 본 료 Basic dispensing	816,805,791	816,115,627	690,164
복 약 지 도 료 (방문당) Medication counselling (per visit)	652,424,408	652,133,536	290,872
조 제 료 Dispensing	2,774,998,464	2,774,366,635	631,829
가. 처방전에 의한 조제료 Dispensing with a prescription	2,774,366,635	2,774,366,635	-
(1) 내 복 약 Internal Medication	2,692,002,121	2,692,002,121	-
(2) 외 용 약 External Medication	82,364,514	82,364,514	-
- 단독 Use independently	49,987,547	49,987,547	-
- 내복약 동시 Use jointly with one or more internal medications	32,376,967	32,376,967	-
나. 처방전에 의하지 아니한 조제료 Dispensing without a prescription	631,829	-	631,829
(1) 내 복 약 Internal medication	628,941	-	628,941
(2) 외 용 약 External medication	2,888	-	2,888
- 단독 Use independently	2,419	-	2,419
- 내복약 동시 Use jointly with one or more internal medications	469	-	469
의 약 품 관 리 료 Inventory maintenance fees	299,021,764	298,807,311	214,453
야 간 조 제 관 리 료 Out-of-hours dispensing management fee	2,119,008	2,119,008	-

주 1) 약국의 전산청구실적을 기초로 추계함  
2) 야간조제관리료 2017.1.1. 신설

Note 1) Pharmacy claim estimation based on the electronic claims  
2) Out-of-hours dispensing management fee Introduced on Jan. 1, 2017

제Ⅳ-19표  
Table IV-19

요양기관 종별 분만 진료비 심사실적  
Review Records of Delivery by Provider Type

(단위 : 기관, 건)  
Unit : Provier, Claim

구 분		분만기관수 Number of Delivery institutions	분 만 건 수 Claims of Delivery				Division
			계 Total	자 연 분 만 Vaginal delivery	(브이백) (VBAC)	제 왕 절 개 Cesarean section	
2020	계	518	273,292	126,776	631	146,516	Total
	상 급 종 합 병원	41	20,463	6,711	58	13,752	Tertiary hospital
	종 합 병 원	85	24,665	9,662	66	15,003	General hospital
	병 원	139	135,985	66,255	350	69,730	Hospital
	의 원	238	91,511	43,480	157	48,031	Clinic
	조 산 원	15	668	668	-	-	Midwifery clinic
	보 건 기 관	-	-	-	-	-	Community health agency
2021	계	487	261,641	113,313	561	148,328	Total
	상 급 종 합 병원	44	22,307	6,779	42	15,528	Tertiary hospital
	종 합 병 원	79	26,139	10,480	68	15,659	General hospital
	병 원	132	129,825	59,021	321	70,804	Hospital
	의 원	218	82,769	36,432	130	46,337	Clinic
	조 산 원	14	601	601	-	-	Midwifery clinic
	보 건 기 관	-	-	-	-	-	Community health agency
2022	계	474	246,579	95,667	479	150,912	Total
	상 급 종 합 병원	44	23,411	6,071	47	17,340	Tertiary hospital
	종 합 병 원	81	26,849	9,051	38	17,798	General hospital
	병 원	129	121,249	50,723	290	70,526	Hospital
	의 원	207	74,781	29,533	104	45,248	Clinic
	조 산 원	13	289	289	-	-	Midwifery clinic
	보 건 기 관	-	-	-	-	-	Community health agency

주 : 1) 브이백(VBAC): 제왕절개 후 자연분만  
2) 심사일 기준으로 산출  
3) 2015 년부터 산출방식 일부 변경

Note : 1) VBAC: Vaginal Birth after Cesarean section  
2) According to the review result  
3) Calculation method was partially revised from 2015

제IV-20표  
Table IV-20

# 요양기관 소재지별 분만 진료비 심사실적 Review Records of Delivery by Location of Provider

(단위 : 기관, 건)  
Unit : Provier, Claim

구 분		분만기관수 Number of Delivery institutions	분 만 건 수 Claims of Delivery				Division
			계 Total	자 연 분 만 Vaginal delivery	(브이백) (VBAC)	제 왕 절 개 Cesarean section	
2020	계	518	273,292	126,776	631	146,516	Total
	서울	92	58,095	27,316	112	30,779	Seoul
	부산	32	18,025	7,290	29	10,735	Busan
	대구	22	15,343	6,700	61	8,643	Daegu
	인천	30	14,304	7,335	79	6,969	Incheon
	광주	10	11,102	6,507	18	4,595	Gwangju
	대전	24	10,756	5,323	17	5,433	Daejeon
	울산	7	6,561	3,086	12	3,475	Ulsan
	경기	116	71,814	33,562	196	38,252	Gyeonggi
	강원	23	7,434	3,047	5	4,387	Gangwon
	충북	21	7,474	3,399	9	4,075	Chungbuk
	충남	22	9,971	4,241	23	5,730	Chungnam
	전북	26	7,853	3,289	24	4,564	Jeonbuk
	전남	13	5,999	2,982	5	3,017	Jeonnam
	경북	26	8,387	3,744	5	4,643	Gyeongbuk
	경남	36	14,407	6,226	28	8,181	Gyeongnam
	제주	12	3,865	1,846	6	2,019	Jeju
	세종	6	1,902	883	2	1,019	Sejong
2021	계	487	261,641	113,313	561	148,328	Total
	서울	87	56,066	24,807	79	31,259	Seoul
	부산	32	17,187	6,292	21	10,895	Busan
	대구	21	14,914	6,026	61	8,888	Daegu
	인천	28	13,268	6,224	67	7,044	Incheon
	광주	9	10,809	6,093	16	4,716	Gwangju
	대전	20	9,625	4,369	19	5,256	Daejeon
	울산	7	6,067	2,612	12	3,455	Ulsan
	경기	104	70,374	30,945	196	39,429	Gyeonggi
	강원	23	6,848	2,484	9	4,364	Gangwon
	충북	19	7,391	3,033	4	4,358	Chungbuk
	충남	23	9,338	3,740	22	5,598	Chungnam
	전북	23	7,265	2,973	20	4,292	Jeonbuk
	전남	14	5,680	2,555	1	3,125	Jeonnam
	경북	25	7,317	3,043	4	4,274	Gyeongbuk
	경남	35	13,229	5,330	23	7,899	Gyeongnam
	제주	10	3,699	1,708	5	1,991	Jeju
	세종	7	2,564	1,079	2	1,485	Sejong
2022	계	474	246,579	95,667	479	150,912	Total
	서울	85	52,215	19,916	67	32,299	Seoul
	부산	32	16,050	5,169	25	10,881	Busan
	대구	19	14,247	5,342	52	8,905	Daegu
	인천	27	13,191	6,012	60	7,179	Incheon
	광주	9	9,731	5,021	5	4,710	Gwangju
	대전	18	9,002	3,578	8	5,424	Daejeon
	울산	7	5,516	2,168	7	3,348	Ulsan
	경기	103	67,887	27,140	183	40,747	Gyeonggi
	강원	23	6,642	2,082	4	4,560	Gangwon
	충북	18	6,760	2,528	2	4,232	Chungbuk
	충남	23	8,731	3,101	22	5,630	Chungnam
	전북	24	6,592	2,430	14	4,162	Jeonbuk
	전남	13	5,326	2,231	-	3,095	Jeonnam
	경북	24	6,446	2,259	1	4,187	Gyeongbuk
	경남	33	12,097	4,177	23	7,920	Gyeongnam
	제주	9	3,445	1,556	3	1,889	Jeju
	세종	7	2,701	957	3	1,744	Sejong

주 : 1) 브이백(VBAC): 제왕절개 후 자연분만  
2) 심사일 기준으로 산출  
3) 2015년부터 산출방식 일부 변경  
4) 요양기관이 지역을 옮기는 경우가 있어, 지역별 분만기관수를  
단순 합산할 경우 (계)와 다를 수 있음

Note : 1) VBAC: Vaginal Birth after Cesarean section  
2) According to the review result  
3) Calculation method was partially revised from 2015  
4) Simple sum of number of regional deliery institutions  
could be different to total due to institution's move

제IV-21표  
Table IV-21

초·경산별 분만 진료비 심사실적  
Review Records of Delivery by the Type of Parity

(단위 : 건)  
Unit : Claim

구 분	분만건수 Claims of Delivery			초산 Primipara			경산 Multipara			Division
	계 Total	자연분만 Vaginal delivery	제왕절개 Cesarean section	계 Total	자연분만 Vaginal delivery	제왕절개 Cesarean section	계 Total	자연분만 Vaginal delivery	제왕절개 Cesarean section	
계	246,569	95,657	150,912	146,256	48,149	98,107	100,313	47,508	52,805	Total
〈요양기관 종별〉										〈By Provider Type〉
상 급 중 합 병 원	23,411	6,071	17,340	15,185	3,616	11,569	8,226	2,455	5,771	Tertiary hospital
중 합 병 원	26,849	9,051	17,798	17,563	5,228	12,335	9,286	3,823	5,463	General hospital
병 원	121,249	50,723	70,526	71,885	25,789	46,096	49,364	24,934	24,430	Hospital
의 원	74,781	29,533	45,248	41,554	13,447	28,107	33,227	16,086	17,141	Clinic
조 산 원	279	279	-	69	69	-	210	210	-	Midwifery clinic
보 건 기 관	-	-	-	-	-	-	-	-	-	Community health agency
〈연 령 별〉										〈By age groups〉
19 세 이하	351	203	148	323	186	137	28	17	11	19 and below
20 ~ 29	46,965	20,557	26,408	33,576	13,508	20,068	13,389	7,049	6,340	20 ~ 29
30 ~ 39	183,647	70,844	112,803	105,436	33,601	71,835	78,211	37,243	40,968	30 ~ 39
40 ~ 49	15,600	4,052	11,548	6,917	854	6,063	8,683	3,198	5,485	40 ~ 49
50 세 이상	6	1	5	4	-	4	2	1	1	50 and over
〈요양기관소재지별〉										〈By city/province〉
서 울	52,215	19,916	32,299	34,270	11,261	23,009	17,945	8,655	9,290	Seoul
부 산	16,050	5,169	10,881	9,771	2,531	7,240	6,279	2,638	3,641	Busan
대 구	14,247	5,342	8,905	8,509	2,848	5,661	5,738	2,494	3,244	Daegu
인 천	13,191	6,012	7,179	7,510	2,907	4,603	5,681	3,105	2,576	Incheon
광 주	9,731	5,021	4,710	5,429	2,557	2,872	4,302	2,464	1,838	Gwangju
대 전	9,002	3,578	5,424	5,288	1,775	3,513	3,714	1,803	1,911	Daejeon
울 산	5,516	2,168	3,348	3,284	1,117	2,167	2,232	1,051	1,181	Ulsan
경 기	67,885	27,138	40,747	40,582	13,917	26,665	27,303	13,221	14,082	Gyeonggi
강 원	6,642	2,082	4,560	3,626	837	2,789	3,016	1,245	1,771	Gangwon
충 북	6,752	2,520	4,232	3,653	1,035	2,618	3,099	1,485	1,614	Chungbuk
충 남	8,731	3,101	5,630	4,737	1,446	3,291	3,994	1,655	2,339	Chungnam
전 북	6,592	2,430	4,162	3,482	1,083	2,399	3,110	1,347	1,763	Jeonbuk
전 남	5,326	2,231	3,095	2,616	872	1,744	2,710	1,359	1,351	Jeonnam
경 북	6,446	2,259	4,187	3,374	913	2,461	3,072	1,346	1,726	Gyeongbuk
경 남	12,097	4,177	7,920	6,741	1,858	4,883	5,356	2,319	3,037	Gyeongnam
제 주	3,445	1,556	1,889	1,733	710	1,023	1,712	846	866	Jeju
세 종	2,701	957	1,744	1,651	482	1,169	1,050	475	575	Sejong

주 : 1) 초·경산 미확인 10 건 제외  
2) 2015 년부터 산출방식 일부 변경

Note : 1) 10 cases were excluded (childbirth experience not confirmed)  
2) Calculation method was partially revised from 2015

연번	상 병 명	상급종합병원 Tertiary hospital		종합병원 General hospital		병원 Hospital	
		1인당 진료비 Medical Expenses percapita	1인당 입내원일수 Visit days percapita	1인당 진료비 Medical Expenses percapita	1인당 입내원일수 Visit days percapita	1인당 진료비 Medical Expenses percapita	1인당 입내원일수 Visit days percapita
1	C00 입술의 악성 신생물	6,688,437	10.9	8,103,595	14.9	4,864,873	28.7
2	C01 혀바닥의 악성 신생물	9,395,092	17.6	10,907,114	22.5	6,141,358	42.2
3	C02 혀의 기타 및 상세불명 부분의 악성 신생물	12,544,237	18.1	10,918,837	19.7	4,287,740	36.0
4	C03 잇몸의 악성 신생물	14,043,992	20.6	11,837,210	21.5	7,775,494	36.1
5	C04 입바닥의 악성 신생물	13,934,920	19.7	16,105,052	27.6	4,933,923	33.0
6	C05 구개의 악성 신생물	10,661,431	17.4	13,125,580	23.7	6,428,974	49.6
7	C06 입의 기타 및 상세불명 부분의 악성 신생물	11,483,739	18.2	9,989,867	19.5	4,370,247	32.3
8	C07 귀밑샘의 악성 신생물	7,198,587	10.1	8,241,103	15.0	2,348,815	12.7
9	C08 기타 및 상세불명의 주침샘의 악성 신생물	5,850,553	9.3	8,650,162	23.6	8,196,834	37.6
10	C09 편도의 악성 신생물	9,310,153	16.3	10,719,851	21.6	4,571,380	32.5
11	C10 입인두의 악성 신생물	9,700,672	16.3	9,720,150	18.7	6,152,293	51.5
12	C11 비인두의 악성 신생물	8,673,770	15.8	8,393,083	19.8	5,502,664	30.5
13	C12 이상동(梨狀洞)의 악성 신생물	12,525,123	23.5	9,158,938	18.7	3,127,820	21.8
14	C13 하인두의 악성 신생물	13,036,460	21.5	15,236,462	30.5	3,718,559	19.7
15	C14 입술, 구강 및 인두내의 기타 및 부위불명의 악성 신생물	10,572,319	15.5	8,479,311	20.2	5,191,695	18.0
16	C15 식도의 악성 신생물	14,137,122	21.8	12,166,975	23.4	4,388,252	22.5
17	C16 위의 악성 신생물	9,168,296	12.5	8,968,980	16.8	4,232,034	27.6
18	C17 소장(小腸)의 악성 신생물	10,721,661	15.9	10,191,307	20.4	4,928,900	28.3
19	C18 결장의 악성 신생물	11,986,298	15.9	11,525,914	20.3	5,038,445	25.0
20	C19 직장(直腸)결장(結腸)협부의 악성 신생물	11,403,949	14.1	11,968,789	20.1	5,479,594	21.9
21	C20 직장의 악성 신생물	10,499,945	14.7	9,979,624	18.0	5,514,383	22.7
22	C21 항문 및 항문관의 악성 신생물	8,244,673	14.2	8,033,526	17.3	3,302,061	19.3
23	C22 간 및 간내 담관의 악성 신생물	11,508,239	14.1	9,457,821	17.6	3,961,254	22.2
24	C23 담낭의 악성 신생물	11,620,763	18.9	10,648,833	21.6	4,628,051	22.3
25	C24 담도의 기타 및 상세불명 부분의 악성 신생물	15,651,782	23.1	12,976,893	24.3	4,316,840	23.1
26	C25 췌장의 악성 신생물	13,983,493	23.9	10,978,194	24.8	4,518,413	23.9
27	C26 기타 및 부위불명 소화기관의 악성 신생물	7,995,958	12.4	6,094,587	13.9	2,136,454	18.0
28	C30 비강 및 중이의 악성 신생물	8,585,042	13.8	7,493,972	16.8	5,544,299	22.0
29	C31 부비동의 악성 신생물	9,772,226	14.8	7,602,518	15.1	3,732,799	24.3
30	C32 후두의 악성 신생물	7,673,267	13.8	8,156,449	16.8	5,130,331	24.8
31	C33 기관의 악성 신생물	10,806,744	14.1	23,482,411	28.8	2,112,804	9.8
32	C34 기관지 및 폐의 악성 신생물	10,915,648	13.9	9,605,624	17.7	4,881,468	27.1
33	C37 흉선의 악성 신생물	9,008,110	12.0	10,124,947	18.1	3,699,050	25.8
34	C38 심장, 종격 및 흉막의 악성 신생물	16,789,771	23.1	10,193,604	19.1	3,182,076	19.0
35	C39 기타 및 부위불명의 호흡기 및 흉곽내기관의 악성 신생물	4,918,440	4.5	2,403,103	7.0	1,588,690	16.0
36	C40 사지의 골 및 관절연골의 악성 신생물	17,433,723	29.7	18,655,092	45.7	2,791,358	23.5
37	C41 기타 및 상세불명 부위의 골 및 관절연골의 악성 신생물	18,085,169	28.7	12,388,147	30.5	5,581,848	28.3
38	C43 피부의 악성 흑색종	8,619,290	13.7	7,809,624	18.6	4,668,374	22.7
39	C44 기타 피부의 악성 신생물	3,479,812	6.3	3,461,122	7.5	3,027,306	16.6
40	C45 종피종	12,652,582	19.4	9,474,841	18.2	6,587,503	29.8
41	C46 카포시육종	8,463,680	16.5	4,949,171	14.0	1,475,900	10.8
42	C47 말초신경 및 자율신경계통의 악성 신생물	12,014,439	20.7	10,892,368	25.0	15,923,010	48.1
43	C48 후복막 및 복막의 악성 신생물	12,147,741	20.9	10,206,977	20.7	4,403,198	26.5
44	C49 기타 결합조직 및 연조직의 악성 신생물	11,266,005	20.1	10,499,421	25.6	5,312,805	28.6
45	C50 유방의 악성 신생물	8,845,964	8.6	9,661,893	14.4	5,846,463	42.9
46	C51 외음부의 악성 신생물	9,153,399	16.8	11,086,427	21.6	3,032,277	16.2
47	C52 질의 악성 신생물	10,200,157	16.2	8,348,828	22.5	1,648,873	8.7
48	C53 자궁경부의 악성 신생물	10,062,286	16.4	9,096,207	18.0	4,790,321	33.0
49	C54 자궁체부의 악성 신생물	7,713,892	11.8	8,042,302	14.4	3,723,364	32.4
50	C55 자궁의 상세불명 부분의 악성 신생물	10,505,656	18.2	11,148,230	26.0	6,099,734	50.8
51	C56 난소의 악성 신생물	11,320,371	18.0	12,605,594	24.4	5,823,689	42.6
52	C57 기타 및 상세불명의 여성생식기관의 악성 신생물	10,847,129	15.8	9,946,047	20.2	4,832,735	37.8
53	C58 태반의 악성 신생물	5,263,312	13.2	9,593,689	28.3	498,320	7.0
54	C60 음경의 악성 신생물	4,650,212	11.3	4,703,747	11.3	38,907,635	232.0
55	C61 전립선의 악성 신생물	4,130,627	8.1	4,644,439	9.9	4,278,567	23.3
56	C62 고환의 악성 신생물	5,032,195	10.2	5,396,013	11.8	3,466,986	40.9

주 : 1) 심사일 기준

2) 진료비명세서에 기재된 주상병 기준임(한방상병 제외)

3) 요양병원에는 정신병원 실적이 포함되어 있음

4) 보건기관 등엔 조산원, 보건의료원, 보건소, 보건지소, 보건진료소가 포함되어 있음



# 진료비 심사실적(입원)

## cancer diagnosis(Inpatient)

(단위 : 원, 일)  
Unit : KRW, Day

요양병원 Healthcare Institute		의원 Clinic		보건기관 등 Community health agency, etc.		Diseases
1 인당 진료비 Medical Expenses percapita	1 인당 입내원일수 Visit days percapita	1 인당 진료비 Medical Expenses percapita	1 인당 입내원일수 Visit days percapita	1 인당 진료비 Medical Expenses percapita	1 인당 입내원일수 Visit days percapita	
12,334,086	128.5	1,510,500	1.0	-	-	Malignant neoplasm of lip
3,842,478	51.2	2,924,578	21.7	-	-	Malignant neoplasm of base of tongue
4,935,240	63.0	2,797,172	18.9	-	-	Malignant neoplasm of other and unspecified parts of tongue
3,728,060	46.3	4,678,458	36.9	-	-	Malignant neoplasm of gum
5,587,381	78.3	5,631,313	65.7	-	-	Malignant neoplasm of floor of mouth
4,298,217	61.3	4,542,325	47.8	-	-	Malignant neoplasm of palate
5,203,655	62.9	3,109,776	18.0	-	-	Malignant neoplasm of other and unspecified parts of mouth
5,556,158	75.6	3,161,653	9.0	-	-	Malignant neoplasm of parotid gland
3,779,476	53.9	4,191,640	15.9	-	-	Malignant neoplasm of other and unspecified major salivary glands
4,309,506	59.3	3,084,624	24.2	-	-	Malignant neoplasm of tonsil
3,618,609	45.6	2,294,387	36.3	-	-	Malignant neoplasm of oropharynx
5,394,330	75.3	4,110,997	47.1	-	-	Malignant neoplasm of nasopharynx
6,478,044	69.1	2,806,640	13.0	-	-	Malignant neoplasm of pyriform sinus
6,461,017	71.7	2,790,072	19.8	-	-	Malignant neoplasm of hypopharynx
6,535,169	80.5	3,345,013	74.7	-	-	Malignant neoplasm of other and ill-defined sites in the lip, oral cavity and pharynx
4,924,762	58.4	3,374,469	27.8	3,859,217	32.3	Malignant neoplasm of oesophagus
5,074,004	65.8	4,152,340	30.9	1,255,315	11.3	Malignant neoplasm of stomach
4,757,784	63.7	2,470,021	22.6	537,640	7.0	Malignant neoplasm of small intestine
6,600,604	84.1	5,160,459	33.4	2,344,058	20.0	Malignant neoplasm of colon
6,438,959	81.1	3,572,336	21.5	-	-	Malignant neoplasm of rectosigmoid junction
7,121,133	90.2	4,449,313	36.6	359,070	2.0	Malignant neoplasm of rectum
5,956,629	76.5	6,362,916	45.5	-	-	Malignant neoplasm of anus and anal canal
4,402,152	52.6	4,115,644	21.5	1,561,935	13.6	Malignant neoplasm of liver and intrahepatic bile ducts
5,682,623	65.4	5,080,549	22.0	3,533,660	36.0	Malignant neoplasm of gallbladder
4,713,015	56.1	4,594,989	24.1	2,606,712	23.2	Malignant neoplasm of other and unspecified parts of biliary tract
4,307,641	53.6	4,305,776	22.0	5,761,723	66.1	Malignant neoplasm of pancreas
5,469,750	61.4	4,825,200	60.0	-	-	Malignant neoplasm of other and ill-defined digestive organs
4,453,327	65.3	3,265,359	24.8	-	-	Malignant neoplasm of nasal cavity and middle ear
5,407,651	71.8	9,718,421	27.3	-	-	Malignant neoplasm of accessory sinuses
7,086,406	82.7	4,443,572	17.8	731,500	7.0	Malignant neoplasm of larynx
10,154,378	135.7	18,370,680	44.0	-	-	Malignant neoplasm of trachea
5,257,540	65.5	4,783,136	30.6	2,390,556	21.0	Malignant neoplasm of bronchus and lung
5,963,265	83.4	3,699,843	42.2	-	-	Malignant neoplasm of thymus
5,236,968	70.8	4,296,633	67.0	-	-	Malignant neoplasm of heart, mediastinum and pleura
4,198,162	50.1	-	-	-	-	Malignant neoplasm of other and ill-defined sites in the respiratory system and intrathoracic organs
5,545,503	67.9	2,042,786	14.4	-	-	Malignant neoplasm of bone and articular cartilage of limbs
5,425,154	68.1	1,182,486	9.0	-	-	Malignant neoplasm of bone and articular cartilage of other and unspecified sites
6,040,356	70.8	4,557,862	28.4	-	-	Malignant melanoma of skin
9,794,484	112.3	2,024,599	18.1	-	-	Other malignant neoplasms of skin
5,418,162	74.7	3,104,206	12.6	-	-	Mesothelioma
4,724,046	53.6	724,868	8.0	-	-	Kaposi's sarcoma
4,059,831	45.4	10,012,837	34.7	-	-	Malignant neoplasm of peripheral nerves and autonomic nervous system
4,863,401	67.8	3,301,201	31.7	-	-	Malignant neoplasm of retroperitoneum and peritoneum
6,123,168	74.4	4,024,882	29.4	-	-	Malignant neoplasm of other connective and soft tissue
5,538,478	84.5	3,551,510	40.4	395,690	3.0	Malignant neoplasm of breast
7,093,099	85.6	5,288,537	44.0	-	-	Malignant neoplasm of vulva
3,880,014	56.0	3,314,590	62.5	-	-	Malignant neoplasm of vagina
5,421,539	74.7	3,078,039	34.2	-	-	Malignant neoplasm of cervix uteri
5,268,663	77.7	3,873,131	38.1	-	-	Malignant neoplasm of corpus uteri
4,482,190	62.9	5,259,331	23.5	-	-	Malignant neoplasm of uterus, part unspecified
6,049,095	89.9	3,923,200	41.2	-	-	Malignant neoplasm of ovary
5,056,455	77.3	3,486,868	59.3	13,709,380	109.0	Malignant neoplasm of other and unspecified female genital organs
10,134,637	179.0	-	-	-	-	Malignant neoplasm of placenta
4,320,092	45.7	994,465	14.5	-	-	Malignant neoplasm of penis
7,767,048	89.6	3,090,087	17.7	6,428,500	58.3	Malignant neoplasm of prostate
3,211,040	40.4	2,150,610	13.7	-	-	Malignant neoplasm of testis

Note : 1) According to the review result  
2) The principal diagnosis of the claim statement is the standard (excluding diagnosis of Korean medicine)  
3) Healthcare Institute includes review records of psychiatric hospitals  
4) Community health agency, etc. include maternity center, county hospital, health center, health center branch, and health post

연번	상 병 명	상급종합병원 Tertiary hospital		종합병원 General hospital		병원 Hospital	
		1인당 진료비 Medical Expenses percapita	1인당 입내원일수 Visit days percapita	1인당 진료비 Medical Expenses percapita	1인당 입내원일수 Visit days percapita	1인당 진료비 Medical Expenses percapita	1인당 입내원일수 Visit days percapita
57	C63 기타 및 상체불명의 남성생식기관의 악성 신생물	6,842,287	13.4	5,036,731	12.9	3,601,400	23.5
58	C64 신우를 제외한 신장의 악성 신생물	6,388,986	9.5	7,305,393	13.3	4,845,435	30.8
59	C65 신우의 악성 신생물	7,676,096	12.3	7,990,941	16.2	4,787,069	29.4
60	C66 요관의 악성 신생물	7,555,955	12.1	7,372,783	15.1	4,749,134	25.3
61	C67 방광의 악성 신생물	6,092,608	10.1	5,570,884	10.8	4,028,426	19.7
62	C68 기타 및 상체불명의 비뇨기관의 악성 신생물	8,236,945	12.6	10,860,511	20.3	2,364,021	17.0
63	C69 눈 및 부속기의 악성 신생물	9,881,331	10.5	4,527,884	4.9	1,986,465	16.7
64	C70 수막의 악성 신생물	17,118,004	23.7	18,195,799	29.5	17,860,688	84.6
65	C71 뇌의 악성 신생물	19,378,997	28.5	15,105,272	32.4	12,651,177	55.4
66	C72 척수, 뇌신경 및 중추 신경계통의 기타 부분의 악성 신생물	12,108,713	21.4	6,846,437	17.7	18,812,983	84.4
67	C73 갑상선의 악성 신생물	3,924,763	5.1	4,549,103	6.3	3,835,941	17.2
68	C74 부신의 악성 신생물	14,423,162	20.0	10,492,090	19.9	4,400,689	34.2
69	C75 기타 내분비선 및 관련 구조물의 악성 신생물	9,064,782	12.7	5,795,991	10.9	8,573,804	58.4
70	C76 기타 및 부위불명의 악성 신생물	8,583,017	13.5	7,240,396	15.2	5,378,950	24.3
71	C77 림프절의 이차성 및 상체불명의 악성 신생물	5,422,200	8.7	6,143,695	10.4	3,405,306	20.7
72	C78 호흡 및 소화기관의 이차성 악성 신생물	8,943,385	10.4	8,465,943	13.5	4,418,828	27.8
73	C79 기타 및 상체불명 부위의 이차성 악성 신생물	10,172,244	11.4	10,109,993	17.3	9,318,878	40.9
74	C80 부위의 명시가 없는 악성 신생물	7,920,648	12.7	6,850,263	15.4	4,428,795	18.6
75	C81 호지킨림프종	16,833,571	19.1	17,668,070	20.7	1,674,775	12.2
76	C82 소포성 림프종	9,951,913	12.8	9,075,032	13.3	3,822,723	43.5
77	C83 비소포성 림프종	24,825,185	27.7	18,165,987	27.3	4,607,491	27.6
78	C84 성숙 T/NK-세포림프종	25,730,805	30.1	24,922,108	35.0	3,066,661	24.6
79	C85 기타 및 상체불명 유형의 비호지킨림프종	11,612,098	16.0	8,406,929	15.6	5,468,552	30.1
80	C86 T/NK-세포림프종의 기타 명시된 형태	24,742,369	33.9	21,423,775	34.8	3,834,781	19.0
81	C88 악성 면역증식성 질환	5,553,726	8.1	6,829,394	11.0	3,283,196	30.4
82	C90 다발골수종 및 악성 형질세포신생물	22,469,501	26.8	15,500,974	26.5	5,003,135	30.9
83	C91 림프성 백혈병	40,674,112	44.1	28,641,913	39.1	3,553,612	18.2
84	C92 골수성 백혈병	41,779,370	45.5	24,936,466	33.2	6,175,217	41.1
85	C93 단핵구성 백혈병	32,679,153	31.1	21,157,963	30.0	6,557,485	53.2
86	C94 명시된 세포형의 기타 백혈병	36,233,575	38.4	7,339,633	14.4	2,226,040	12.6
87	C95 상체불명 세포형의 백혈병	21,037,868	20.9	6,190,693	9.8	6,330,956	22.4
88	C96 림프, 조혈 및 관련 조직의 기타 및 상체불명의 악성 신생물	12,744,263	18.0	7,912,430	15.8	1,886,809	18.8
89	C97 독립된(원발성) 여러 부위의 악성 신생물	9,399,384	12.7	5,691,633	7.3	-	-
90	D00 구강, 식도 및 위의 제자리암종	3,001,790	4.6	3,237,506	5.5	2,193,816	10.6
91	D01 기타 및 상체불명의 소화기관의 제자리암종	4,772,658	6.4	4,596,618	7.2	1,897,845	8.0
92	D02 종이 및 호흡계통의 제자리암종	6,402,447	6.1	4,523,240	5.8	2,390,104	27.6
93	D03 제자리흑색종	3,314,754	6.7	2,208,945	7.8	3,995,823	40.4
94	D04 피부의 제자리암종	2,271,179	4.6	2,467,740	5.0	1,639,041	10.5
95	D05 유방의 제자리암종	7,186,349	5.7	6,716,855	7.1	4,343,175	18.7
96	D06 자궁경부의 제자리암종	1,846,079	2.9	1,820,866	2.9	1,336,179	5.6
97	D07 기타 및 상체불명의 생식기관의 제자리암종	2,911,026	4.1	2,799,791	3.9	2,290,980	14.0
98	D09 기타 및 상체불명 부위의 제자리암종	3,393,662	5.3	3,762,552	5.9	3,033,907	20.5
99	D32 수막의 양성 신생물	11,580,520	10.8	6,441,365	11.3	11,993,915	51.2
100	D33 뇌 및 중추신경계통의 기타 부분의 양성 신생물	9,739,628	10.4	5,515,403	11.3	7,047,590	30.9
101	D37 구강 및 소화기관의 행동양식 불명 또는 미상의 신생물	5,557,761	7.6	4,399,906	7.6	2,113,225	8.0
102	D38 종이, 호흡기관, 흉곽내기관의 행동양식 불명 또는 미상의 신생물	4,021,297	4.8	3,202,903	5.1	2,545,906	20.7
103	D39 여성생식기관의 행동양식 불명 또는 미상의 신생물	4,509,872	6.7	5,308,423	7.3	2,702,123	13.5
104	D40 남성생식기관의 행동양식 불명 또는 미상의 신생물	3,232,905	4.5	1,532,951	3.3	1,016,120	10.5
105	D41 비뇨기관의 행동양식 불명 또는 미상의 신생물	3,170,536	4.6	2,801,268	5.3	1,362,102	6.3
106	D42 수막의 행동양식 불명 또는 미상의 신생물	14,461,702	17.1	12,017,981	20.0	11,684,695	50.3
107	D43 뇌 및 중추신경계통의 행동양식 불명 또는 미상의 신생물	9,022,338	9.5	4,951,135	10.6	11,403,479	48.1
108	D44 내분비선의 행동양식 불명 또는 미상의 신생물	7,776,328	10.3	4,203,130	7.5	4,089,037	25.9
109	D45 진성 적혈구증가증	3,599,700	5.0	2,415,555	5.5	7,279,031	37.8
110	D46 골수형성이상증후군	25,110,427	26.1	13,659,114	21.4	3,189,403	18.5
111	D47 림프, 조혈 및 관련 조직의 행동양식 불명 또는 미상의 기타 신생물	10,278,947	11.8	5,772,647	9.5	3,678,464	17.6
112	D48 기타 및 상체불명 부위의 행동양식 불명 또는 미상의 신생물	5,778,750	7.9	3,720,717	7.1	2,780,264	13.0

주 : 1) 심사일 기준

2) 진료비명세서에 기재된 주상병 기준임(한방상병 제외)

3) 요양병원에는 정신병원 실적이 포함되어 있음

4) 보건기관 등엔 조산원, 보건료원, 보건소, 보건지소, 보건진료소가 포함되어 있음

# 진료비 심사실적(입원) <계속>

## cancer diagnosis(Inpatient) <Cont'd>

(단위 : 원, 일)  
Unit : KRW, Day

요양병원 Healthcare Institute		의원 Clinic		보건기관 등 Community health agency, etc.		Diseases
1 인당 진료비 Medical Expenses percapita	1 인당 입내원일수 Visit days percapita	1 인당 진료비 Medical Expenses percapita	1 인당 입내원일수 Visit days percapita	1 인당 진료비 Medical Expenses percapita	1 인당 입내원일수 Visit days percapita	
6,501,086	80.0	1,924,990	40.0	-	-	Malignant neoplasm of other and unspecified male genital organs
6,206,434	77.0	4,297,439	30.5	-	-	Malignant neoplasm of kidney, except renal pelvis
4,985,586	62.5	4,798,831	39.4	-	-	Malignant neoplasm of renal pelvis
6,228,395	73.5	6,160,789	22.2	-	-	Malignant neoplasm of ureter
6,470,788	74.7	4,456,991	17.7	-	-	Malignant neoplasm of bladder
3,927,282	47.0	1,481,954	11.8	-	-	Malignant neoplasm of other and unspecified urinary organs
3,722,512	51.7	6,844,003	16.3	-	-	Malignant neoplasm of eye and adnexa
11,244,596	109.2	-	-	-	-	Malignant neoplasm of meninges
9,476,159	87.3	9,896,238	37.4	5,651,520	47.0	Malignant neoplasm of brain
11,501,176	110.9	621,345	9.5	-	-	Malignant neoplasm of spinal cord, cranial nerves and other parts of central nervous system
4,441,443	61.9	1,334,685	10.7	-	-	Malignant neoplasm of thyroid gland
5,821,684	78.4	1,889,970	26.3	-	-	Malignant neoplasm of adrenal gland
6,939,004	89.8	1,416,502	15.3	-	-	Malignant neoplasm of other endocrine glands and related structures
5,977,035	72.4	2,183,664	8.6	-	-	Malignant neoplasm of other and ill-defined sites
4,775,656	63.1	3,708,193	25.3	5,062,990	45.0	Secondary and unspecified malignant neoplasm of lymph nodes
4,591,592	61.6	2,456,035	25.2	3,699,560	48.0	Secondary malignant neoplasm of respiratory and digestive organs
5,186,679	55.0	3,951,832	29.8	1,635,300	12.0	Secondary malignant neoplasm of other and unspecified sites
3,441,237	43.2	4,408,995	22.5	1,196,740	12.0	Malignant neoplasm without specification of site
6,606,339	93.8	1,080,993	14.7	-	-	Hodgkin lymphoma
5,706,529	77.0	7,793,373	61.4	-	-	Follicular lymphoma
5,628,794	67.7	3,730,668	41.8	1,306,635	12.0	Non-follicular lymphoma
4,578,096	56.8	1,806,230	30.3	-	-	Mature T/NK-cell lymphomas
6,275,564	70.7	2,814,761	18.1	-	-	Other and unspecified types of non-Hodgkin lymphoma
5,531,782	67.0	4,163,158	52.3	-	-	Other specified types of T/NK-cell lymphoma
6,686,818	96.7	3,782,624	50.2	-	-	Malignant immunoproliferative diseases
7,752,537	92.3	2,940,535	35.8	458,430	4.0	Multiple myeloma and malignant plasma cell neoplasms
6,443,580	72.0	2,174,218	18.8	-	-	Lymphoid leukaemia
6,343,623	74.6	4,107,438	36.3	1,037,680	11.0	Myeloid leukaemia
7,986,202	92.7	4,811,570	22.0	-	-	Monocytic leukaemia
3,768,591	40.4	-	-	-	-	Other leukaemias of specified cell type
3,399,647	38.9	1,208,590	13.0	-	-	Leukaemia of unspecified cell type
3,511,978	36.5	1,559,010	25.0	-	-	Other and unspecified malignant neoplasms of lymphoid, haematopoietic and related tissue
-	-	-	-	-	-	Malignant neoplasms of independent (primary) multiple sites
6,866,187	82.5	3,504,396	13.1	-	-	Carcinoma in situ of oral cavity, oesophagus and stomach
8,743,692	97.1	1,562,926	14.0	-	-	Carcinoma in situ of other and unspecified digestive organs
3,676,494	40.7	1,378,724	6.6	1,230,770	12.0	Carcinoma in situ of middle ear and respiratory system
4,040,869	53.0	728,910	8.0	-	-	Melanoma in situ
11,732,618	129.8	481,270	8.0	-	-	Carcinoma in situ of skin
3,979,135	59.2	1,916,678	9.6	-	-	Carcinoma in situ of breast
6,220,651	80.9	1,140,680	7.2	-	-	Carcinoma in situ of cervix uteri
3,612,554	49.1	1,901,935	21.6	-	-	Carcinoma in situ of other and unspecified genital organs
7,560,680	80.8	2,180,884	19.6	-	-	Carcinoma in situ of other and unspecified sites
13,102,195	132.7	4,980,034	35.5	-	-	Benign neoplasm of meninges
13,041,389	135.2	1,235,269	8.4	-	-	Benign neoplasm of brain and other parts of central nervous system
8,317,024	97.6	2,480,263	9.0	1,227,530	17.0	Neoplasm of uncertain or unknown behaviour of oral cavity and digestive organs
4,599,357	52.1	1,842,878	18.3	-	-	Neoplasm of uncertain or unknown behaviour of middle ear and respiratory and intrathoracic organs
8,150,346	105.6	1,215,161	4.8	-	-	Neoplasm of uncertain or unknown behaviour of female genital organs
4,966,466	58.3	517,900	4.5	-	-	Neoplasm of uncertain or unknown behaviour of male genital organs
6,195,150	71.2	1,836,512	1.5	-	-	Neoplasm of uncertain or unknown behaviour of urinary organs
10,994,202	104.4	1,655,525	16.7	-	-	Neoplasm of uncertain or unknown behaviour of meninges
10,509,416	107.2	8,801,054	28.1	-	-	Neoplasm of uncertain or unknown behaviour of brain and central nervous system
9,040,883	86.0	1,213,679	6.9	11,979,410	101.0	Neoplasm of uncertain or unknown behaviour of endocrine glands
7,488,356	74.2	11,004,535	44.5	-	-	Polycythaemia vera
6,261,184	70.7	5,000,477	38.5	-	-	Myelodysplastic syndromes
8,750,969	94.9	2,623,123	11.8	-	-	Other neoplasms of uncertain or unknown behaviour of lymphoid, haematopoietic and related tissue
5,275,792	62.8	369,402	3.5	-	-	Neoplasm of uncertain or unknown behaviour of other and unspecified sites

Note : 1) According to the review result  
2) The principal diagnosis of the claim statement is the standard (excluding diagnosis of Korean medicine)  
3) Healthcare Institute includes review records of psychiatric hospitals  
4) Community health agency, etc. include maternity center, county hospital, health center, health center branch, and health post

제Ⅳ-23표  
Table IV-23

암 상병별  
Review Records of

연번	상 병 명	상급종합병원 Tertiary hospital		종합병원 General hospital		병원 Hospital	
		1 인당 진료비 Medical Expenses percapita	1 인당 입내원일수 Visit days percapita	1 인당 진료비 Medical Expenses percapita	1 인당 입내원일수 Visit days percapita	1 인당 진료비 Medical Expenses percapita	1 인당 입내원일수 Visit days percapita
1	C00 입술의 악성 신생물	1,320,570	5.9	868,829	5.9	44,627	1.8
2	C01 혀바닥의 악성 신생물	2,643,895	9.9	2,923,403	11.5	511,142	14.3
3	C02 혀의 기타 및 상세불명 부분의 악성 신생물	2,307,278	9.0	1,540,932	7.9	177,709	5.6
4	C03 잇몸의 악성 신생물	3,035,822	10.1	2,188,566	9.3	495,579	12.1
5	C04 입바닥의 악성 신생물	2,874,924	11.2	2,428,122	11.6	73,045	2.1
6	C05 구개인의 악성 신생물	2,734,708	9.6	1,925,836	7.6	124,083	4.6
7	C06 입의 기타 및 상세불명 부분의 악성 신생물	2,599,799	9.6	1,574,693	7.8	449,848	3.9
8	C07 귀밑샘의 악성 신생물	2,424,215	8.4	1,802,161	7.2	241,035	5.8
9	C08 기타 및 상세불명의 주침샘의 악성 신생물	2,687,586	9.2	1,721,402	7.1	360,998	8.8
10	C09 편도의 악성 신생물	3,022,185	10.7	2,695,343	11.1	242,554	6.3
11	C10 입인두의 악성 신생물	2,969,241	10.3	2,190,895	9.5	212,583	4.5
12	C11 비인두의 악성 신생물	3,318,900	11.9	2,716,975	11.7	188,825	4.2
13	C12 이상동(梨狀洞)의 악성 신생물	3,147,535	11.3	2,441,601	9.0	144,532	3.5
14	C13 하인두의 악성 신생물	3,572,073	13.1	3,138,079	13.7	185,888	3.7
15	C14 입술, 구강 및 인두내의 기타 및 부위불명의 악성 신생물	1,634,842	6.8	521,022	5.6	89,619	2.7
16	C15 식도의 악성 신생물	2,647,993	10.6	1,824,157	7.6	224,781	4.6
17	C16 위의 악성 신생물	1,034,150	5.0	799,438	5.0	228,728	4.2
18	C17 소장인의 악성 신생물	1,375,083	6.4	1,283,370	6.0	247,891	5.4
19	C18 결장의 악성 신생물	1,544,716	6.4	1,061,153	6.0	429,091	4.3
20	C19 직장구결장점합부의 악성 신생물	1,484,676	6.0	1,164,991	5.9	457,006	3.7
21	C20 직장의 악성 신생물	2,095,253	7.9	1,466,822	6.9	487,290	3.5
22	C21 항문 및 항문관의 악성 신생물	2,946,385	9.9	1,943,196	7.3	413,999	3.7
23	C22 간 및 간내 담관의 악성 신생물	2,174,247	7.9	1,742,603	7.1	310,739	4.4
24	C23 담낭의 악성 신생물	1,419,486	7.3	1,140,932	6.6	253,405	4.6
25	C24 담도의 기타 및 상세불명 부분의 악성 신생물	1,687,408	8.5	1,362,250	7.7	230,969	5.0
26	C25 췌장의 악성 신생물	3,074,884	10.7	1,664,208	8.1	250,708	5.6
27	C26 기타 및 부위불명 소화기관의 악성 신생물	1,083,866	5.6	922,066	4.7	118,023	1.3
28	C30 비강 및 중이의 악성 신생물	3,085,005	10.8	1,769,278	7.8	344,034	2.5
29	C31 부비동의 악성 신생물	3,519,319	11.3	2,581,001	9.5	100,054	4.3
30	C32 후두의 악성 신생물	2,447,287	8.8	1,985,415	8.8	242,443	4.4
31	C33 기관의 악성 신생물	3,085,069	10.2	1,789,348	5.9	102,411	2.3
32	C34 기관지 및 폐의 악성 신생물	3,440,315	9.3	2,690,828	7.7	242,813	4.8
33	C37 흉선의 악성 신생물	1,629,556	6.9	1,502,285	6.6	238,905	4.4
34	C38 심장, 종격 및 흉막의 악성 신생물	1,475,070	6.3	1,496,481	5.8	222,082	4.5
35	C39 기타 및 부위불명의 호흡기 및 흉곽내기관의 악성 신생물	1,099,280	10.6	213,329	1.5	25,655	1.0
36	C40 사지의 골 및 관절연골의 악성 신생물	1,135,046	6.2	985,409	5.9	181,366	7.9
37	C41 기타 및 상세불명 부위의 골 및 관절연골의 악성 신생물	1,857,933	7.6	1,452,495	6.0	363,509	5.0
38	C43 피부의 악성 흑색종	5,422,578	10.4	3,928,613	7.8	191,049	5.7
39	C44 기타 피부의 악성 신생물	751,736	4.9	682,131	4.8	287,344	4.0
40	C45 종피종	3,148,876	11.4	2,123,160	9.0	217,820	3.6
41	C46 카포시육종	1,680,286	8.8	1,006,191	7.1	169,183	5.8
42	C47 말초신경 및 자율신경계통의 악성 신생물	2,108,656	8.7	2,078,516	6.8	325,271	8.2
43	C48 후복막 및 복막의 악성 신생물	2,332,325	8.7	2,304,440	8.6	182,944	4.0
44	C49 기타 결합조직 및 연조직의 악성 신생물	2,248,013	9.1	1,927,577	7.5	191,430	5.4
45	C50 유방의 악성 신생물	2,942,441	9.5	2,685,931	9.0	409,734	4.9
46	C51 외음부의 악성 신생물	2,453,242	9.3	1,845,566	7.7	97,634	2.5
47	C52 질의 악성 신생물	2,946,272	10.5	1,769,824	6.7	263,665	2.1
48	C53 자궁경부의 악성 신생물	1,869,150	7.9	1,561,438	7.4	160,215	3.5
49	C54 자궁체부의 악성 신생물	1,398,368	6.5	1,441,194	7.1	373,007	5.5
50	C55 자궁의 상세불명 부분의 악성 신생물	1,820,321	7.8	1,563,439	7.5	279,687	11.2
51	C56 난소의 악성 신생물	2,032,101	8.1	2,168,759	8.6	282,720	7.9
52	C57 기타 및 상세불명의 여성생식기관의 악성 신생물	2,200,909	8.6	1,965,800	7.9	300,948	9.6
53	C58 태반의 악성 신생물	581,293	5.2	763,745	6.9	221,249	5.3
54	C60 음경의 악성 신생물	1,625,894	7.0	1,007,291	5.6	403,165	7.5
55	C61 전립선의 악성 신생물	1,838,381	6.4	1,592,707	6.6	395,689	4.3
56	C62 고환의 악성 신생물	834,233	4.6	765,998	4.6	72,250	1.8

주 : 1) 심사일 기준  
 2) 진료비명세서에 기재된 주상병 기준임(한방상병 제외)  
 3) 요양병원에는 정신병원 실적이 포함되어 있음  
 4) 보건기관 등에 조산원, 보건의료원, 보건소, 보건지소, 보건진료소가 포함되어 있음

# 진료비 심사실적(외래)

## cancer diagnosis(Outpatient)

(단위 : 원, 일)  
Unit : KRW, Day

요양병원 Healthcare Institute		의원 Clinic		보건기관 등 Community health agency, etc.		Diseases
1 인당 진료비 Medical Expenses percapita	1 인당 입내원일수 Visit days percapita	1 인당 진료비 Medical Expenses percapita	1 인당 입내원일수 Visit days percapita	1 인당 진료비 Medical Expenses percapita	1 인당 입내원일수 Visit days percapita	
421,920	21.0	268,170	4.5	4,930	1.0	Malignant neoplasm of lip
171,670	5.4	280,769	5.0	-	-	Malignant neoplasm of base of tongue
321,111	19.9	373,115	4.7	527,606	17.0	Malignant neoplasm of other and unspecified parts of tongue
455,804	8.3	508,840	4.4	93,385	4.0	Malignant neoplasm of gum
122,042	6.2	559,373	9.2	37,710	2.0	Malignant neoplasm of floor of mouth
25,893	3.7	277,781	3.7	-	-	Malignant neoplasm of palate
206,388	12.9	378,156	4.7	28,510	1.0	Malignant neoplasm of other and unspecified parts of mouth
86,260	5.7	298,104	4.7	103,675	5.0	Malignant neoplasm of parotid gland
149,210	8.7	277,063	4.3	11,160	1.0	Malignant neoplasm of other and unspecified major salivary glands
239,601	15.2	312,924	5.2	28,050	5.0	Malignant neoplasm of tonsil
59,681	4.2	267,795	3.3	-	-	Malignant neoplasm of oropharynx
198,890	13.7	280,664	6.7	8,075	1.5	Malignant neoplasm of nasopharynx
121,570	7.0	149,024	2.6	-	-	Malignant neoplasm of pyriform sinus
167,049	12.6	263,573	5.3	107,290	5.0	Malignant neoplasm of hypopharynx
45,847	2.0	204,680	5.5	41,170	5.0	Malignant neoplasm of other and ill-defined sites in the lip, oral cavity and pharynx
196,018	9.9	286,248	5.2	141,250	5.4	Malignant neoplasm of oesophagus
278,676	13.1	233,388	4.6	60,338	3.4	Malignant neoplasm of stomach
286,165	12.4	295,736	5.0	10,905	1.0	Malignant neoplasm of small intestine
260,961	13.7	279,297	4.7	126,731	4.3	Malignant neoplasm of colon
382,296	15.8	308,105	4.9	43,529	2.1	Malignant neoplasm of rectosigmoid junction
293,079	15.8	299,014	4.4	118,271	4.1	Malignant neoplasm of rectum
214,678	16.4	204,224	4.8	121,122	3.8	Malignant neoplasm of anus and anal canal
200,674	10.7	328,895	4.7	56,782	2.3	Malignant neoplasm of liver and intrahepatic bile ducts
196,205	10.0	297,995	5.0	92,326	4.4	Malignant neoplasm of gallbladder
208,343	9.0	305,335	5.4	112,072	2.3	Malignant neoplasm of other and unspecified parts of biliary tract
194,275	10.2	296,444	5.8	91,816	3.5	Malignant neoplasm of pancreas
93,308	4.0	158,704	3.9	47,470	2.0	Malignant neoplasm of other and ill-defined digestive organs
292,030	21.9	273,694	6.3	-	-	Malignant neoplasm of nasal cavity and middle ear
74,471	4.7	322,051	5.8	68,910	3.0	Malignant neoplasm of accessory sinuses
127,893	4.3	293,101	4.9	644,784	34.4	Malignant neoplasm of larynx
-	-	123,109	4.5	-	-	Malignant neoplasm of trachea
237,423	13.0	263,193	5.2	69,841	2.6	Malignant neoplasm of bronchus and lung
151,500	10.2	273,072	6.0	16,680	3.0	Malignant neoplasm of thymus
93,548	5.4	218,326	3.2	-	-	Malignant neoplasm of heart, mediastinum and pleura
23,370	2.0	110,383	2.7	29,925	1.5	Malignant neoplasm of other and ill-defined sites in the respiratory system and intrathoracic organs
259,121	19.4	299,648	6.6	4,930	1.0	Malignant neoplasm of bone and articular cartilage of limbs
177,053	6.6	295,594	4.1	-	-	Malignant neoplasm of bone and articular cartilage of other and unspecified sites
112,884	4.0	145,507	2.9	35,423	1.7	Malignant melanoma of skin
360,095	6.5	245,393	4.6	120,940	3.3	Other malignant neoplasms of skin
120,556	5.7	333,434	5.9	-	-	Mesothelioma
65,801	3.8	132,388	3.1	5,610	1.0	Kaposi's sarcoma
95,670	6.0	190,114	4.4	-	-	Malignant neoplasm of peripheral nerves and autonomic nervous system
176,036	10.3	299,189	5.5	65,690	3.0	Malignant neoplasm of retroperitoneum and peritoneum
174,592	10.8	295,945	6.4	47,739	3.1	Malignant neoplasm of other connective and soft tissue
236,381	16.5	314,261	4.2	71,260	4.8	Malignant neoplasm of breast
54,533	3.0	263,913	7.0	-	-	Malignant neoplasm of vulva
484,611	26.1	191,271	3.1	-	-	Malignant neoplasm of vagina
312,118	18.1	255,677	4.9	68,800	1.3	Malignant neoplasm of cervix uteri
276,346	18.7	277,978	4.2	16,650	1.0	Malignant neoplasm of corpus uteri
160,287	8.9	268,623	6.5	70,122	3.4	Malignant neoplasm of uterus, part unspecified
258,558	16.7	272,821	5.3	50,316	3.4	Malignant neoplasm of ovary
285,223	18.3	175,033	4.0	44,942	2.2	Malignant neoplasm of other and unspecified female genital organs
38,815	2.0	222,815	3.1	-	-	Malignant neoplasm of placenta
35,440	3.0	152,152	2.6	-	-	Malignant neoplasm of penis
252,977	9.5	320,388	5.0	59,929	3.6	Malignant neoplasm of prostate
129,007	8.0	179,649	2.6	-	-	Malignant neoplasm of testis

Note : 1) According to the review result  
2) The principal diagnosis of the claim statement is the standard (excluding diagnosis of Korean medicine)  
3) Healthcare Institute includes review records of psychiatric hospitals  
4) Community health agency, etc. include maternity center, county hospital, health center, health center branch, and health post

제Ⅳ-23표  
Table IV-23

암 상병별  
Review Records of

연번	상 병 명	상급종합병원 Tertiary hospital		종합병원 General hospital		병원 Hospital	
		1 인당 진료비 Medical Expenses percapita	1 인당 입내원일수 Visit days percapita	1 인당 진료비 Medical Expenses percapita	1 인당 입내원일수 Visit days percapita	1 인당 진료비 Medical Expenses percapita	1 인당 입내원일수 Visit days percapita
57	C63 기타 및 상세불명의 남성생식기관의 악성 신생물	1,029,616	5.7	1,380,975	5.3	341,215	13.5
58	C64 선우를 제외한 신장의 악성 신생물	1,424,436	4.6	1,233,832	4.9	411,205	5.1
59	C65 선우의 악성 신생물	1,820,266	6.6	1,405,612	6.2	390,788	4.2
60	C66 요관의 악성 신생물	2,016,586	7.4	1,694,961	6.9	211,326	3.8
61	C67 방광의 악성 신생물	1,616,121	7.0	1,132,289	6.2	291,753	4.5
62	C68 기타 및 상세불명의 비뇨기관의 악성 신생물	2,803,945	8.5	1,628,134	6.1	185,659	3.8
63	C69 눈 및 부속기의 악성 신생물	1,912,263	7.3	1,476,076	5.6	200,858	3.0
64	C70 수막의 악성 신생물	1,661,892	5.4	1,375,476	5.7	499,647	9.7
65	C71 뇌의 악성 신생물	3,052,998	9.9	1,845,985	9.1	618,538	11.3
66	C72 척수, 뇌신경 및 중추 신경계통의 기타 부분의 악성 신생물	1,199,846	5.5	900,491	8.3	559,615	9.6
67	C73 갑상선의 악성 신생물	344,068	3.1	368,265	3.3	348,483	3.0
68	C74 부신의 악성 신생물	1,405,639	6.5	805,518	5.2	280,831	8.7
69	C75 기타 내분비선 및 관련 구조물의 악성 신생물	1,257,388	5.7	1,403,135	5.9	690,340	9.9
70	C76 기타 및 부위불명의 악성 신생물	1,439,012	6.2	1,027,258	5.6	187,597	3.4
71	C77 림프절의 이차성 및 상세불명의 악성 신생물	1,650,634	5.4	1,220,733	4.9	210,407	2.4
72	C78 호흡 및 소화기관의 이차성 악성 신생물	927,932	3.9	906,994	4.1	276,272	3.6
73	C79 기타 및 상세불명 부위의 이차성 악성 신생물	1,389,726	4.8	1,281,777	4.8	418,557	5.2
74	C80 부위의 명시가 없는 악성 신생물	1,713,802	6.0	983,153	4.5	178,040	2.2
75	C81 호지킨림프종	3,418,550	7.7	2,269,266	8.3	254,331	5.1
76	C82 소포성 림프종	2,960,816	7.3	3,114,427	8.0	218,777	6.6
77	C83 비소포성 림프종	2,761,751	7.9	2,396,290	7.9	220,954	5.5
78	C84 성숙 T/NK-세포림프종	3,102,147	12.7	2,619,713	13.0	154,389	5.5
79	C85 기타 및 상세불명 유형의 비호지킨림프종	1,441,960	5.2	1,009,949	4.9	171,683	4.3
80	C86 T/NK-세포림프종의 기타 명시된 형태	2,663,472	9.8	2,167,821	10.0	413,085	4.2
81	C88 악성 면역증식성 질환	1,390,225	5.8	1,366,429	6.0	199,572	3.5
82	C90 다발골수종 및 악성 형질세포신생물	13,442,609	16.0	8,494,242	12.8	280,938	4.6
83	C91 림프성 백혈병	3,157,189	10.2	2,177,132	8.0	220,003	4.6
84	C92 골수성 백혈병	3,038,527	9.0	2,518,039	7.1	228,014	5.3
85	C93 단핵구성 백혈병	4,491,319	13.0	1,506,184	6.8	154,448	3.1
86	C94 명시된 세포형의 기타 백혈병	2,203,104	7.5	1,260,587	6.0	282,691	6.9
87	C95 상세불명 세포형의 백혈병	1,475,718	5.4	1,154,090	4.7	160,557	3.8
88	C96 림프, 조혈 및 관련 조직의 기타 및 상세불명의 악성 신생물	1,074,014	5.5	897,007	5.0	547,164	9.6
89	C97 독립된(원발성) 여러 부위의 악성 신생물	1,366,088	7.4	159,423	1.5	-	-
90	D00 구강, 식도 및 위의 제자리암종	468,808	2.9	419,534	3.3	304,170	3.5
91	D01 기타 및 상세불명의 소화기관의 제자리암종	520,099	2.8	491,417	3.0	477,797	2.5
92	D02 종이 및 호흡계통의 제자리암종	996,561	4.9	750,738	4.9	93,823	1.2
93	D03 제자리흑색종	506,534	4.3	321,641	3.1	140,983	2.3
94	D04 피부의 제자리암종	402,927	3.8	412,159	4.0	195,227	3.5
95	D05 유방의 제자리암종	1,490,372	6.1	1,753,519	6.5	339,298	2.9
96	D06 자궁경부의 제자리암종	359,771	3.1	372,372	3.5	235,096	2.4
97	D07 기타 및 상세불명의 생식기관의 제자리암종	462,420	3.5	453,942	4.0	390,509	3.3
98	D09 기타 및 상세불명 부위의 제자리암종	819,369	4.6	679,037	4.9	192,247	3.0
99	D32 수막의 양성 신생물	634,784	2.9	465,097	3.3	372,129	4.1
100	D33 뇌 및 중추신경계통의 기타 부분의 양성 신생물	544,693	3.0	438,973	3.7	334,538	4.4
101	D37 구강 및 소화기관의 행동양식 불명 또는 미상의 신생물	427,941	2.6	370,841	2.6	271,804	1.8
102	D38 종이, 호흡기관, 흉곽내기관의 행동양식 불명 또는 미상의 신생물	359,705	3.0	281,162	2.6	181,834	1.4
103	D39 여성생식기관의 행동양식 불명 또는 미상의 신생물	541,604	3.4	449,487	3.2	191,629	1.4
104	D40 남성생식기관의 행동양식 불명 또는 미상의 신생물	366,401	2.7	349,207	2.8	115,794	1.3
105	D41 비뇨기관의 행동양식 불명 또는 미상의 신생물	514,645	2.8	358,765	2.5	193,179	1.5
106	D42 수막의 행동양식 불명 또는 미상의 신생물	1,281,993	4.4	971,886	5.3	425,393	4.9
107	D43 뇌 및 중추신경계통의 행동양식 불명 또는 미상의 신생물	634,663	3.0	547,735	3.5	456,984	5.6
108	D44 내분비선의 행동양식 불명 또는 미상의 신생물	628,126	4.0	301,854	2.8	185,075	1.4
109	D45 진성 적혈구증가증	528,588	4.6	407,374	5.1	144,120	2.9
110	D46 골수형성이상증후군	3,987,155	11.6	3,113,585	11.4	343,623	6.5
111	D47 림프, 조혈 및 관련 조직의 행동양식 불명 또는 미상의 기타 신생물	1,318,204	5.0	845,536	5.0	326,829	5.3
112	D48 기타 및 상세불명 부위의 행동양식 불명 또는 미상의 신생물	579,208	3.5	403,024	2.8	175,003	1.8

주 : 1) 심사일 기준

- 2) 진료비명세서에 기재된 주상병 기준임(한방상병 제외)
- 3) 요양병원에는 정신병원 실적이 포함되어 있음
- 4) 보건기관 등엔 조산원, 보건의료원, 보건소, 보건지소, 보건진료소가 포함되어 있음

# 진료비 심사실적(외래) <계속>

cancer diagnosis(Outpatient) <Cont'd>

(단위 : 원, 일)

Unit : KRW, Day

요양병원 Healthcare Institute		의원 Clinic		보건기관 등 Community health agency, etc.		Diseases
1 인당 진료비 Medical Expenses percapita	1 인당 입내원일수 Visit days percapita	1 인당 진료비 Medical Expenses percapita	1 인당 입내원일수 Visit days percapita	1 인당 진료비 Medical Expenses percapita	1 인당 입내원일수 Visit days percapita	
47,260	1.0	200,153	3.0	40,450	3.0	Malignant neoplasm of other and unspecified male genital organs
985,950	15.4	438,003	5.0	33,104	2.0	Malignant neoplasm of kidney, except renal pelvis
189,539	9.7	643,483	6.0	32,820	2.0	Malignant neoplasm of renal pelvis
1,221,365	10.5	423,492	5.1	53,270	1.0	Malignant neoplasm of ureter
298,161	10.1	360,597	4.8	70,786	2.0	Malignant neoplasm of bladder
56,015	13.0	239,233	3.1	67,200	5.0	Malignant neoplasm of other and unspecified urinary organs
-	-	291,852	5.3	-	-	Malignant neoplasm of eye and adnexa
744,641	20.0	171,585	3.5	-	-	Malignant neoplasm of meninges
476,126	15.0	343,856	7.0	50,727	2.1	Malignant neoplasm of brain
764,785	19.5	419,867	5.3	67,243	2.3	Malignant neoplasm of spinal cord, cranial nerves and other parts of central nervous system
184,188	7.7	246,394	3.2	45,490	2.8	Malignant neoplasm of thyroid gland
60,793	1.3	248,802	3.7	5,610	1.0	Malignant neoplasm of adrenal gland
81,797	2.3	221,810	4.7	5,610	1.0	Malignant neoplasm of other endocrine glands and related structures
638,005	20.8	205,825	3.5	97,147	2.4	Malignant neoplasm of other and ill-defined sites
130,614	8.3	221,958	2.7	33,605	1.5	Secondary and unspecified malignant neoplasm of lymph nodes
154,394	8.6	236,501	4.4	127,780	2.5	Secondary malignant neoplasm of respiratory and digestive organs
269,227	10.2	347,780	4.5	44,351	2.1	Secondary malignant neoplasm of other and unspecified sites
150,153	7.4	247,425	5.0	48,688	2.1	Malignant neoplasm without specification of site
171,712	12.9	239,765	3.6	-	-	Hodgkin lymphoma
240,148	17.0	248,447	5.5	11,220	1.0	Follicular lymphoma
229,283	12.5	264,639	4.4	134,453	5.7	Non-follicular lymphoma
1,722,152	33.0	577,911	13.9	4,930	1.0	Mature T/NK-cell lymphomas
205,306	11.2	228,076	4.2	61,722	2.2	Other and unspecified types of non-Hodgkin lymphoma
181,420	14.7	297,394	5.4	-	-	Other specified types of T/NK-cell lymphoma
378,517	15.5	222,864	4.2	23,330	1.0	Malignant immunoproliferative diseases
238,853	8.7	694,330	7.4	70,863	3.6	Multiple myeloma and malignant plasma cell neoplasms
152,468	7.0	204,959	5.0	32,390	2.0	Lymphoid leukaemia
487,663	10.5	237,043	5.3	243,021	5.8	Myeloid leukaemia
111,345	3.5	376,612	4.8	105,815	4.5	Monocytic leukaemia
-	-	178,770	4.9	24,050	1.5	Other leukaemias of specified cell type
107,160	1.8	126,456	3.1	65,055	2.8	Leukaemia of unspecified cell type
270,690	13.0	169,118	5.5	14,915	2.0	Other and unspecified malignant neoplasms of lymphoid, haematopoietic and related tissue
16,370	1.0	233,135	1.0	-	-	Malignant neoplasms of independent (primary) multiple sites
488,696	17.5	325,907	5.0	28,878	2.8	Carcinoma in situ of oral cavity, oesophagus and stomach
135,112	8.5	358,890	3.4	49,301	2.7	Carcinoma in situ of other and unspecified digestive organs
53,006	3.0	132,154	4.3	12,513	1.9	Carcinoma in situ of middle ear and respiratory system
622,560	8.3	149,335	1.9	8,330	1.0	Melanoma in situ
399,384	7.1	175,299	3.5	156,402	4.2	Carcinoma in situ of skin
214,815	14.9	266,539	2.7	83,315	3.8	Carcinoma in situ of breast
185,657	11.7	278,193	2.8	56,957	3.1	Carcinoma in situ of cervix uteri
181,913	16.7	191,516	2.9	23,050	4.1	Carcinoma in situ of other and unspecified genital organs
565,485	9.7	330,970	4.2	21,292	2.9	Carcinoma in situ of other and unspecified sites
402,090	8.7	328,212	4.2	29,401	2.2	Benign neoplasm of meninges
371,735	8.2	331,812	3.3	61,642	2.7	Benign neoplasm of brain and other parts of central nervous system
102,064	3.2	227,190	1.6	97,888	1.7	Neoplasm of uncertain or unknown behaviour of oral cavity and digestive organs
76,463	4.5	162,435	1.3	110,409	1.1	Neoplasm of uncertain or unknown behaviour of middle ear and respiratory and intrathoracic organs
91,939	6.6	205,175	1.4	153,799	1.5	Neoplasm of uncertain or unknown behaviour of female genital organs
39,740	2.0	203,582	1.8	-	-	Neoplasm of uncertain or unknown behaviour of male genital organs
148,284	9.7	234,886	1.4	113,947	2.8	Neoplasm of uncertain or unknown behaviour of urinary organs
88,170	2.4	282,807	3.7	13,003	1.0	Neoplasm of uncertain or unknown behaviour of meninges
219,291	7.0	305,050	3.2	27,460	1.0	Neoplasm of uncertain or unknown behaviour of brain and central nervous system
300,523	9.6	146,984	1.5	43,430	1.4	Neoplasm of uncertain or unknown behaviour of endocrine glands
48,949	2.5	255,651	4.2	227,820	10.0	Polycythaemia vera
220,215	7.1	320,816	6.4	73,572	6.6	Myelodysplastic syndromes
241,241	4.7	327,442	4.3	68,245	3.8	Other neoplasms of uncertain or unknown behaviour of lymphoid, haematopoietic and related tissue
180,452	7.7	161,921	1.5	87,923	1.3	Neoplasm of uncertain or unknown behaviour of other and unspecified sites

Note : 1) According to the review result

2) The principal diagnosis of the claim statement is the standard (excluding diagnosis of Korean medicine)

3) Healthcare Institute includes review records of psychiatric hospitals

4) Community health agency, etc. include maternity center, county hospital, health center, health center branch, and health post







## 제 V 편

# 요양급여 적정성평가

Quality assessment



제V-1표  
Table V-1

요양기관종별 약제평가 항목별 지표  
Drug Assessment Indicators by Provider Type

(단위 : %, 품목, 원)  
Unit : %, Item, KRW

구 분 Division	주사제 처방률 Injection Prescription rate	처방건당 약품목수 Number of drugs per prescription	투약일당 약품비 Drug cost per administration day
상급종합병원 Tertiary hospital	1.13	2.99	3,249
중 합 병 원 General hospital	4.39	3.37	2,246
병 원 Hospital	10.38	3.72	1,806
치 과 병 원 Dental hospital	0.87	2.79	1,419
의 원 Clinic	12.24	3.70	1,441
치 과 의 원 Dental clinic	0.16	2.96	1,394

주 : 2009 년부터 항생제 처방률은 별도로 작성함

Note : Antibiotics prescription rate is separately recorded from 2009

제V-2표  
Table V-2

의원 표시과목별  
Drug Assessment Indicators

표 시 과 목 Department	주사제 처방률 Injection Prescription rate	처방건당 약품목수 Number of drugs per prescription	투약일당 약품비 Drug cost per administration day
일 반 의 General practitioners	19.11	3.74	1,398
내 과 Internal medicine	10.27	3.65	1,484
신 경 과 Neurology	7.17	3.56	1,670
정신건강의학과 Psychiatry	0.34	3.13	950
외 과 General surgery	21.55	3.45	1,277
정 형 외 과 Orthopedic surgery	18.95	3.30	1,322
신 경 외 과 Neuro surgery	17.61	3.46	1,404
흉 부 외 과 Thoracic surgery	20.21	3.58	1,313
마취통증의학과 Anesthesiology & Pain medicine	7.44	3.28	1,317

# 약제평가 항목별 지표

by Departments in Clinics

(단위 : %, 품목, 원)  
Unit : %, Item, KRW

표 시 과 목 Department	주사제 처방률 Injection Prescription rate	처방건당 약품목수 Number of drugs per prescription	투약일당 약품비 Drug cost per administration day
산 부 인 과 Obsterics & Gynecology	10.92	2.73	844
소아청소년과 Pediatrics	2.79	4.36	1,447
안 과 Ophthalmology	3.03	2.53	2,074
이 비 인 후 과 Otorhinolaryngology	9.24	4.47	1,871
피 부 과 Dermatology	17.27	3.19	1,732
비 뇨 의 학 과 Urological section	22.04	2.95	1,447
영 상 의 학 과 Radiology	9.17	3.19	1,331
재 활 의 학 과 Rehabilitation	8.25	3.23	1,260
가 정 의 학 과 Family medicine	13.98	3.74	1,367

제V-3-1표

Table V-3-1

## 다발성 질병별 약제평가 항목별 지표(상급종합병원)

Drug Assessment Indicators of Frequently Occurring Diseases(Tertiary hospital)

(단위 : %, 품목, 원)

Unit : %, Item, KRW

순 위 Rank	질 병 분 류 기 호 KCD-7	주사제 처방률 Injection Prescription rate	처방건당 약품목수 Number of drugs perprescription	투약일당 약품비 Drug cost per administration day
1	(C15-C26) 소화기관의 악성 신생물	1.29	2.56	7,380
2	(C50-C50) 유방의 악성 신생물	0.58	2.11	7,107
3	(D10-D36) 양성 신생물	0.55	2.21	1,375
4	(I60-I69) 뇌혈관질환	0.13	3.90	2,444
5	(I20-I25) 허혈성 심장질환	0.06	4.82	2,505
6	(E10-E14) 당뇨병	0.17	3.51	2,249
7	(I30-I52) 기타 형태의 심장병	0.18	3.86	2,373
8	(E00-E07) 갑상선의 장애	0.44	1.80	468
9	(C30-C39) 호흡기 및 흉곽내 기관의 악성 신생물	1.17	3.25	35,374
10	(C73-C75) 갑상선 및 기타 내분비선의 악성 신생물	0.14	1.86	394
11	(N17-N19) 신부전	2.60	3.86	2,651
12	(H30-H36) 맥락막 및 망막의 장애	0.39	1.86	3,207
13	(Z00-Z13) 검사 및 조사를 위해 보건서비스와 접하고 있는 사람	0.10	2.21	958
14	(G40-G47) 우발적 및 발작적 장애	0.41	2.73	2,171
15	(C81-C96) 림프, 조혈 및 관련조직의 악성 신생물	4.36	3.23	24,516
16	(R50-R69) 전신 증상 및 징후	1.46	2.41	1,243
17	(R00-R09) 순환계통 및 호흡계통을 침범한 증상 및 징후	0.58	2.67	1,326
18	(E20-E35) 기타 내분비선의 장애	0.11	2.15	8,536
19	(M05-M14) 염증성 다발관절병증	1.84	4.88	4,185
20	(C60-C63) 남성 생식기관의 악성 신생물	1.14	2.64	5,975
21	(K00-K14) 구강, 침샘 및 턱의 질환	2.71	2.64	1,478
22	(J40-J47) 만성 하기도질환	0.52	3.28	2,634
23	(M50-M54) 기타 등병증	1.93	2.95	1,733
24	(N80-N98) 여성생식관의 비염증성 장애	1.69	1.56	944
25	(L20-L30) 피부염 및 습진	3.37	3.39	6,168
26	(K70-K77) 간의 질환	0.36	2.43	1,709
27	(K80-K87) 담낭, 담도 및 췌장의 장애	0.43	2.02	1,070
28	(M15-M19) 관절증	1.00	3.22	1,506
29	(J30-J39) 상기도의 기타 질환	0.86	2.72	1,880
30	(F30-F39) 기분[정동] 장애	0.36	3.58	1,503
31	(B15-B19) 바이러스간염	0.09	1.45	3,316
32	(C51-C58) 여성 생식기관의 악성 신생물	1.70	2.00	8,012
33	(N40-N51) 남성 생식기관의 질환	1.52	2.15	1,295
34	(R10-R19) 소화계통 및 복부를 침범한 증상 및 징후	2.01	2.45	1,297
35	(H40-H42) 녹내장	0.20	2.13	13,878
36	(C64-C68) 요로의 악성 신생물	3.53	2.74	8,647
37	(K20-K31) 식도, 위 및 십이지장의 질환	1.08	2.55	1,440
38	(R90-R94) 진단명 없는 진단적 영상 및 기능검사 이상소견	0.12	2.06	1,181
39	(D00-D09) 제자리신생물	0.91	1.74	864
40	(M30-M36) 전신결합조직장애	0.96	4.17	2,607
41	(S00-S09) 머리의 손상	2.13	2.77	2,412
42	(G20-G26) 추체외로 및 운동 장애	0.18	3.94	2,709
43	(D37-D48) 행동양식 불명 또는 미상의 신생물	3.72	2.61	6,334
44	(H90-H95) 귀의 기타 장애	1.72	2.00	782
45	(M70-M79) 기타 연조직 장애	1.75	3.18	1,642
46	(M45-M49) 척추병증	2.31	3.18	7,555
47	(I10-I15) 고혈압질환	0.11	2.49	1,312
48	(N30-N39) 비뇨계통의 기타 질환	3.21	2.20	1,340
49	(L80-L99) 피부 및 피하조직의 기타 장애	1.20	2.35	1,516
50	(K50-K52) 비감염성 장염 및 결장염	5.63	2.45	10,022

주 : 상병분류는 한국표준질병-사인분류(통계청 고시)의 중분류에 의함

Note : Diagnosis classification is based on the Korean Standard Classification of Diseases

제V-3-2표  
Table V-3-2

# 다발성 질병별 약제평가 항목별 지표(종합병원)

Drug Assessment Indicators of Frequently Occurring Diseases(General hospital)

(단위 : %, 품목, 원)  
Unit : %, Item, KRW

순 위 Rank	질 병 분 류 기 호 KCD-7	주사제 처방률 Injection Prescription rate	처방건당 약품목수 Number of drugs perprescription	투약일당 약품비 Drug cost per administration day
1	(E10-E14) 당뇨병	0.90	3.98	2,263
2	(N17-N19) 산부전	9.94	4.07	3,244
3	(K20-K31) 식도, 위 및 십이지장의 질환	6.87	3.09	1,623
4	(I60-I69) 뇌혈관질환	0.95	4.40	2,622
5	(I20-I25) 허혈성 심장질환	0.53	5.19	2,565
6	(I10-I15) 고혈압질환	0.92	2.64	1,284
7	(M50-M54) 기타 등병증	11.79	3.55	1,770
8	(M70-M79) 기타 연조직 장애	11.03	3.41	1,627
9	(D10-D36) 양성 신생물	2.97	2.58	1,410
10	(R50-R69) 전신 증상 및 징후	7.19	3.09	1,333
11	(N40-N51) 남성 생식기관의 질환	1.57	2.37	1,271
12	(E00-E07) 갑상선의 장애	0.40	2.01	484
13	(M15-M19) 관절증	8.16	3.30	1,672
14	(Z00-Z13) 검사 및 조사를 위해 보건서비스와 접하고 있는 사람	0.09	3.48	998
15	(K00-K14) 구강, 침샘 및 턱의 질환	4.58	2.89	1,574
16	(I30-I52) 기타 형태의 심장병	0.63	4.35	2,446
17	(J40-J47) 만성 하기도질환	3.90	4.05	2,646
18	(K55-K63) 장의 기타 질환	10.93	2.87	1,199
19	(R00-R09) 순환계통 및 호흡계통을 침범한 증상 및 징후	2.12	3.22	1,331
20	(S60-S69) 손목 및 손의 손상	13.72	3.19	2,810
21	(N80-N98) 여성생식관의 비염증성 장애	3.63	1.63	993
22	(R10-R19) 소화계통 및 복부를 침범한 증상 및 징후	12.70	2.94	1,509
23	(J00-J06) 급성 상기도감염	8.21	4.23	1,646
24	(G40-G47) 우발적 및 발작적 장애	3.73	3.24	1,715
25	(M45-M49) 척추병증	14.03	3.74	3,310
26	(J30-J39) 상기도의 기타 질환	3.78	3.79	1,720
27	(F00-F09) 증상성을 포함하는 기질성 정신장애	0.40	3.61	2,937
28	(C15-C26) 소화기관의 악성 신생물	4.51	3.02	5,462
29	(N30-N39) 비뇨계통의 기타 질환	7.95	2.48	1,394
30	(A00-A09) 장 감염 질환	31.26	3.47	2,036
31	(E70-E90) 대사장애	1.39	2.00	1,276
32	(S00-S09) 머리의 손상	5.40	3.12	2,351
33	(L20-L30) 피부염 및 습진	8.68	3.10	4,087
34	(J20-J22) 기타 급성 하기도감염	6.97	4.77	1,948
35	(F30-F39) 기분[정동] 장애	0.50	3.69	1,361
36	(K70-K77) 간의 질환	1.84	3.00	1,681
37	(M05-M14) 염증성 다발관절병증	10.52	4.07	2,992
38	(S80-S89) 무릎 및 아래다리의 손상	7.93	3.24	1,677
39	(C50-C50) 유방의 악성 신생물	1.61	2.25	6,843
40	(S90-S99) 발목 및 발의 손상	8.81	3.17	1,723
41	(H30-H36) 맥락막 및 망막의 장애	0.26	2.00	2,394
42	(M20-M25) 기타 관절장애	6.04	3.20	1,540
43	(F40-F48) 신경증성, 스트레스-연관 및 신체형 장애	1.24	3.16	1,005
44	(E20-E35) 기타 내분비선의 장애	0.41	2.42	11,556
45	(B15-B19) 바이러스간염	0.85	1.85	3,641
46	(J09-J18) 인플루엔자 및 폐렴	7.19	4.62	2,383
47	(K80-K87) 담낭, 담도 및 췌장의 장애	3.58	2.65	1,233
48	(S50-S59) 팔꿈치 및 아래팔의 손상	5.81	3.15	1,674
49	(L00-L08) 피부 및 피하조직의 감염	23.24	3.17	2,187
50	(R40-R46) 인지, 지각, 정서상태 및 행위에 관한 증상 및 징후	5.98	2.71	1,196

주 : 상병분류는 한국표준질병·사인분류(통계청 고시)의 중분류에 의함

Note : Diagnosis classification is based on the Korean Standard Classification of Diseases

제V-3-3표

Table V-3-3

## 다발성 질병별 약제평가 항목별 지표(병원)

## Drug Assessment Indicators of Frequently Occurring Diseases(Hospital)

(단위 : %, 품목, 원)

Unit : %, Item, KRW

순 위 Rank	질 병 분 류 기 호 KCD-7	주사제 처방률 Injection Prescription rate	처방건당 약품목수 Number of drugs perprescription	투약일당 약품비 Drug cost per administration day
1	(M50-M54) 기타 등병증	15.83	3.68	1,712
2	(M70-M79) 기타 연조직 장애	13.60	3.43	1,497
3	(J20-J22) 기타 급성 하기도감염	6.69	5.09	1,825
4	(J00-J06) 급성 상기도감염	7.67	4.58	1,702
5	(M15-M19) 관절증	12.80	3.35	1,739
6	(Z30-Z39) 생식과 관련된 상황에서 보건서비스와 접하고 있는 사람	1.85	1.50	2,369
7	(M45-M49) 척추병증	21.06	3.84	2,070
8	(I10-I15) 고혈압질환	2.74	3.04	1,434
9	(S60-S69) 손목 및 손의 손상	19.68	3.22	2,115
10	(K20-K31) 식도, 위 및 십이지장의 질환	13.18	3.26	1,698
11	(N80-N98) 여성생식관의 비염증성 장애	5.57	1.77	836
12	(J30-J39) 상기도의 기타 질환	7.26	4.34	1,628
13	(E10-E14) 당뇨병	3.15	4.28	2,250
14	(K55-K63) 장의 기타 질환	19.25	3.10	1,204
15	(S90-S99) 발목 및 발의 손상	11.71	3.16	1,447
16	(M20-M25) 기타 관절장애	7.75	3.32	1,450
17	(S80-S89) 무릎 및 아래다리의 손상	11.55	3.28	1,552
18	(M65-M68) 윤활막 및 힘줄 장애	14.42	3.32	1,409
19	(A00-A09) 장 감염 질환	28.71	3.52	1,710
20	(N70-N77) 여성 골반내 기관의 염증성 질환	11.93	2.73	1,206
21	(S30-S39) 복부, 아래등, 요추 및 골반의 손상	23.14	3.56	1,725
22	(J40-J47) 만성 하기도질환	20.94	5.14	2,473
23	(E70-E90) 대사장애	3.54	2.40	1,170
24	(M05-M14) 염증성 다발관절병증	25.94	3.51	1,386
25	(S40-S49) 어깨 및 위팔의 손상	9.67	3.39	1,463
26	(D10-D36) 양성 신생물	12.41	2.67	1,469
27	(S50-S59) 팔꿈치 및 아래팔의 손상	10.92	3.19	1,580
28	(J09-J18) 인플루엔자 및 폐렴	18.71	5.96	2,791
29	(N17-N19) 신부전	26.15	3.94	5,630
30	(N30-N39) 비뇨계통의 기타 질환	29.35	2.87	1,438
31	(E00-E07) 갑상선의 장애	1.21	1.94	359
32	(R10-R19) 소화계통 및 복부를 침범한 증상 및 징후	17.21	2.94	1,306
33	(H30-H36) 맥락막 및 망막의 장애	0.65	1.98	4,115
34	(L20-L30) 피부염 및 습진	15.61	2.83	1,862
35	(H65-H75) 중이 및 유도의 질환	3.66	4.98	2,100
36	(L00-L08) 피부 및 피하조직의 감염	37.80	3.34	2,260
37	(R50-R69) 전신 증상 및 징후	10.62	3.48	2,060
38	(M80-M85) 골밀도 및 구조장애	37.28	1.97	1,853
39	(S20-S29) 흉곽의 손상	29.34	3.49	1,674
40	(I60-I69) 뇌혈관질환	2.91	5.26	2,886
41	(S00-S09) 머리의 손상	23.05	3.16	2,767
42	(F00-F09) 증상성을 포함하는 기질성 정신장애	2.02	4.15	3,109
43	(F30-F39) 기분[정동] 장애	1.40	3.43	1,168
44	(M40-M43) 변형성 등병증	13.09	3.68	1,815
45	(G40-G47) 우발적 및 발작적 장애	11.18	3.09	1,287
46	(T20-T25) 부위가 명시된 외부 신체 표면의 화상 및 부식	13.27	2.98	2,153
47	(H00-H06) 눈꺼풀, 눈물기관 및 안와의 장애	1.69	2.27	5,961
48	(B35-B49) 진균증	6.95	2.70	2,227
49	(G50-G59) 신경, 신경뿌리 및 신경총 장애	11.09	3.56	1,636
50	(L50-L54) 두드러기 및 홍반	43.86	2.87	988

주 : 상병분류는 한국표준질병-사인분류(통계청 고시)의 중분류에 의한

Note : Diagnosis classification is based on the Korean Standard Classification of Diseases



제V-3-4표  
Table V-3-4

다발성 질병별 약제평가 항목별 지표(치과병원)  
Drug Assessment Indicators of Frequently Occurring Diseases(Dental hospital)

(단위 : %, 품목, 원)  
Unit : %, Item, KRW

질 병 분 류 기 호 KCD-7	주사제 처방률 Injection Prescription rate	처방건당 약품목수 Number of drugs perprescription	투약일당 약품비 Drug cost per administration day
(K00-K14) 구강, 침샘 및 턱의 질환	0.84	2.81	1,392

주 : 상병분류는 한국표준질병·사인분류(통계청 고시)의 중분류에 의함

Note : Diagnosis classification is based on the Korean Standard Classification of Diseases

제V-3-5표  
Table V-3-5

다발성 질병별 약제평가 항목별 지표(치과의원)  
Drug Assessment Indicators of Frequently Occurring Diseases(Dental clinic)

(단위 : %, 품목, 원)  
Unit : %, Item, KRW

질 병 분 류 기 호 KCD-7	주사제 처방률 Injection Prescriptionrate	처방건당 약품목수 Number of drugs perprescription	투약일당 약품비 Drug cost per administrationday
(K00-K14) 구강, 침샘 및 턱의 질환	0.17	2.96	1,393

주 : 상병분류는 한국표준질병·사인분류(통계청 고시)의 중분류에 의함

Note : Diagnosis classification is based on the Korean Standard Classification of Diseases

제V-4표  
Table V-4

의원 표시과목별 다발생  
Drug Assessment Indicators of Frequently

표 시 과 목 Department	질 병 분 류 기 호 KCD-7	주사제 처방률 Injection Prescription rate	처방건당 약품목수 Number of drugs perprescription	투약일당 약품비 Drug cost per administration day
일반의 General practitioners	(M50-M54) 기타 등병증	24.72	3.74	1,355
	(I10-I15) 고혈압질환	5.34	3.06	1,268
	(J20-J22) 기타 급성 하기도감염	23.77	4.94	1,932
	(J00-J06) 급성 상기도감염	21.62	4.50	1,580
	(L20-L30) 피부염 및 습진	32.29	3.36	1,358
	(M70-M79) 기타 연조직 장애	29.56	3.72	1,321
	(M15-M19) 관절증	26.06	3.50	1,422
	(K20-K31) 식도, 위 및 십이지장의 질환	19.72	3.70	1,432
	(M45-M49) 척추병증	25.12	3.96	1,562
내 과 Internal medicine	(E10-E14) 당뇨병	5.64	4.13	1,934
	(I10-I15) 고혈압질환	2.52	3.05	1,317
	(K20-K31) 식도, 위 및 십이지장의 질환	11.88	3.74	1,622
	(E10-E14) 당뇨병	2.41	4.30	2,126
	(J20-J22) 기타 급성 하기도감염	20.20	4.83	1,895
	(J00-J06) 급성 상기도감염	18.57	4.39	1,535
	(E70-E90) 대사장애	2.54	2.20	970
	(K55-K63) 장의 기타 질환	20.64	3.34	1,314
	(A00-A09) 장 감염 질환	28.44	4.21	1,935
신경과 Neurology	(N17-N19) 신부전	22.28	4.32	3,808
	(J30-J39) 상기도의 기타 질환	19.54	4.04	1,310
	(G40-G47) 우발적 및 발작적 장애	4.55	3.47	1,284
	(M50-M54) 기타 등병증	10.65	3.52	1,245
	(F00-F09) 증상성을 포함하는 기질성 정신장애	1.10	3.81	2,688
	(H80-H83) 내이의 질환	12.99	3.31	767
	(I60-I69) 뇌혈관질환	2.63	4.80	2,582
	(I10-I15) 고혈압질환	2.39	3.15	1,266
	(G50-G59) 신경, 신경뿌리 및 신경총 장애	5.48	3.38	1,289
정신건강의학과 Psychiatry	(M70-M79) 기타 연조직 장애	11.49	3.34	1,195
	(G20-G26) 추체외로 및 운동 장애	1.95	3.67	1,766
	(M45-M49) 척추병증	16.15	3.76	1,384
	(F30-F39) 기분[정동] 장애	0.24	3.48	918
	(F40-F48) 신경증성, 스트레스-연관 및 신체형 장애	0.32	3.13	688
	(F50-F59) 생리적 장애 및 신체적 요인들과 수반된 행동증후군	0.21	3.05	472
	(F90-F98) 소아기 및 청소년기에 주로 발병하는 행동 및 정서장애	0.01	2.09	1,812
	(F20-F29) 정신분열병, 분열형 및 망상성 장애	0.41	3.83	1,426
	(F00-F09) 증상성을 포함하는 기질성 정신장애	0.26	2.93	1,627
외과 General surgery	(Z70-Z76) 기타 상황에서 보건서비스와 접하고 있는 사람	0.02	1.92	827
	(G40-G47) 우발적 및 발작적 장애	0.32	2.77	1,229
	(F10-F19) 정신활성 물질의 사용에 의한 정신 및 행동장애	0.32	3.91	1,138
	(F80-F89) 정신발달장애	0.01	2.46	1,572
	(K55-K63) 장의 기타 질환	18.36	3.35	1,125
	(I10-I15) 고혈압질환	6.50	3.10	1,276
	(M50-M54) 기타 등병증	26.80	3.70	1,291
	(M15-M19) 관절증	26.27	3.42	1,377
	(M45-M49) 척추병증	28.86	3.90	1,589
외과 General surgery	(M70-M79) 기타 연조직 장애	30.11	3.58	1,256
	(E10-E14) 당뇨병	6.21	4.14	1,904
	(D10-D36) 양성 신생물	20.52	3.08	1,239
	(J00-J06) 급성 상기도감염	34.36	4.44	1,448
	(K20-K31) 식도, 위 및 십이지장의 질환	23.38	3.55	1,428

주 : 상병분류는 한국표준질병-사인분류(통계청 고시)의 중분류에 의함

# 질병별 약제평가 항목별 지표

Occurring Diseases by Department in Clinics

(단위 : %, 품목, 원)  
Unit : %, Item, KRW

표시과목 Department	질병분류기호 KCD-7	주사제 처방률 Injection Prescription rate	처방건당 약품목수 Number of drugs perprescription	투약일당 약품비 Drug cost per administration day
정형외과 Orthopedic surgery	(M50-M54) 기타 등병증	17.74	3.56	1,375
	(M70-M79) 기타 연조직 장애	18.08	3.31	1,257
	(M15-M19) 관절증	18.20	3.23	1,484
	(M45-M49) 척추병증	24.88	3.72	1,588
	(S90-S99) 발목 및 발의 손상	11.68	2.97	1,089
	(S60-S69) 손목 및 손의 손상	16.72	2.98	1,307
	(M65-M68) 윤활막 및 힘줄 장애	18.96	3.19	1,127
	(S30-S39) 복부, 아래등, 요추 및 골반의 손상	22.98	3.45	1,287
	(S80-S89) 무릎 및 아래다리의 손상	16.37	3.08	1,240
신경외과 Neurosurgery	(M20-M25) 기타 관절장애	11.55	3.20	1,202
	(M50-M54) 기타 등병증	17.65	3.67	1,427
	(M45-M49) 척추병증	18.99	3.86	1,649
	(M70-M79) 기타 연조직 장애	17.34	3.39	1,227
	(M15-M19) 관절증	15.87	3.33	1,518
	(S30-S39) 복부, 아래등, 요추 및 골반의 손상	21.28	3.58	1,425
	(M65-M68) 윤활막 및 힘줄 장애	18.85	3.19	1,149
	(I10-I15) 고혈압질환	6.50	2.91	1,185
	(M05-M14) 염증성 다발관절병증	23.36	3.25	1,056
흉부외과 Thoracic surgery	(S60-S69) 손목 및 손의 손상	17.70	3.03	1,311
	(S90-S99) 발목 및 발의 손상	12.97	3.04	1,123
	(I10-I15) 고혈압질환	5.91	3.18	1,335
	(I80-I89) 달리 분류되지 않은 정맥, 림프관 및 림프절의 질환	1.80	1.69	591
	(M50-M54) 기타 등병증	34.46	3.83	1,365
	(J00-J06) 급성 상기도감염	22.91	4.12	1,536
	(J20-J22) 기타 급성 하기도감염	30.31	4.99	2,162
	(M70-M79) 기타 연조직 장애	35.87	3.44	1,157
	(M45-M49) 척추병증	40.77	4.54	2,188
마취통증의학과 Anesthesiology & Pain medicine	(E10-E14) 당뇨병	6.11	4.09	1,938
	(K20-K31) 식도, 위 및 십이지장의 질환	17.17	3.63	1,504
	(M15-M19) 관절증	30.54	3.50	1,562
	(M50-M54) 기타 등병증	6.04	3.46	1,344
	(M70-M79) 기타 연조직 장애	6.76	3.17	1,180
	(M45-M49) 척추병증	7.95	3.46	1,466
	(M15-M19) 관절증	8.04	3.02	1,365
	(S30-S39) 복부, 아래등, 요추 및 골반의 손상	5.56	3.44	1,270
산부인과 Obstetrics & Gynecology	(N70-N77) 여성 골반내 기관의 염증성 질환	14.96	2.94	1,357
	(N80-N98) 여성생식관의 비염증성 장애	5.69	1.94	462
	(Z30-Z39) 생식과 관련된 상황에서 보건서비스와 접하고 있는 사람	2.42	1.57	966
	(B35-B49) 진균증	12.11	3.07	1,746
	(N30-N39) 비뇨계통의 기타 질환	39.06	3.10	1,416
소아청소년과 Pediatrics (Child and Adolescent Department)	(J20-J22) 기타 급성 하기도감염	2.23	4.92	1,711
	(J00-J06) 급성 상기도감염	1.90	4.26	1,369
	(J30-J39) 상기도의 기타 질환	1.65	4.19	1,361
	(H65-H75) 중이 및 유희의 질환	1.53	5.10	2,080
	(A00-A09) 장 감염 질환	4.86	3.42	1,130
	(L20-L30) 피부염 및 습진	3.80	2.58	1,280
	(J09-J18) 인플루엔자 및 폐렴	7.30	5.53	2,296
	(J40-J47) 만성 하기도질환	4.26	5.13	1,876
	(K20-K31) 식도, 위 및 십이지장의 질환	6.44	3.60	1,296
	(I10-I15) 고혈압질환	2.04	2.53	1,063

Note : Diagnosis classification is based on the Korean Standard Classification of Diseases

제V-4표  
Table V-4

의원 표시과목별 다발생 질병별 약제평가 항목별 지표 <계속>

Drug Assessment Indicators of Frequently Occurring Diseases by Department in Clinics <Cont'd>

(단위 : %, 품목, 원)  
Unit : %, Item, KRW

표 시 과 목 Department	질 병 분 류 기 호 KCD-7	주사제 처방률 Injection Prescription rate	처방건당 약품목수 Number of drugs perprescription	투약일당 약품비 Drug cost per administration day
안과 Ophthalmology	(H00-H06) 눈꺼풀, 눈물기관 및 안와의 장애	4.02	2.92	2,446
	(H10-H13) 결막의 장애	2.08	2.51	2,793
	(H15-H22) 공막, 각막, 홍채 및 섬모체의 장애	3.33	2.53	2,644
	(H25-H28) 수정체의 장애	4.94	2.21	2,097
	(H49-H52) 안근, 양안운동, 조절 및 굴절의 장애	0.45	1.85	2,299
이비인후과 Otorhinolaryngology	(J00-J06) 급성 상기도감염	10.54	4.43	1,828
	(J30-J39) 상기도의 기타 질환	11.14	4.45	1,930
	(J20-J22) 기타 급성 하기도감염	10.46	4.92	2,269
	(H60-H62) 외이의 질환	4.90	3.32	1,915
	(H65-H75) 중이 및 유도의 질환	10.32	4.24	2,113
피부과 Dermatology	(L20-L30) 피부염 및 습진	21.37	3.46	1,572
	(B35-B49) 진균증	4.82	2.61	2,739
	(B00-B09) 피부 및 점막병변이 특징인 바이러스감염	14.39	3.22	5,049
	(L00-L08) 피부 및 피하조직의 감염	10.98	3.07	1,560
	(L80-L99) 피부 및 피하조직의 기타 장애	13.76	2.50	1,517
	(L50-L54) 두드러기 및 홍반	28.32	3.12	878
	(L60-L75) 피부부속물의 장애	28.82	2.72	1,215
	(L40-L45) 구진비늘장애	12.34	3.36	2,810
	(D10-D36) 양성 신생물	5.30	2.60	1,755
비뇨의학과 Urological section	(T20-T25) 부위가 명시된 외부 신체 표면의 화상 및 부식	7.72	2.76	1,624
	(N40-N51) 남성 생식기관의 질환	7.50	2.62	1,332
	(L20-L30) 피부염 및 습진	41.92	3.50	1,465
	(N30-N39) 비뇨계통의 기타 질환	24.27	2.88	1,379
	(B35-B49) 진균증	9.79	2.43	3,179
영상의학과 Radiology	(L00-L08) 피부 및 피하조직의 감염	29.82	3.25	1,750
	(I10-I15) 고혈압질환	3.79	3.09	1,304
	(M50-M54) 기타 등병증	12.71	3.58	1,474
	(K20-K31) 식도, 위 및 십이지장의 질환	10.25	3.28	1,654
	(E10-E14) 당뇨병	3.12	3.79	1,848
	(E70-E90) 대사장애	1.54	1.91	904
	(D10-D36) 양성 신생물	4.65	2.76	1,339
	(M70-M79) 기타 연조직 장애	14.21	3.61	1,269
	(M45-M49) 척추병증	17.97	3.93	1,831
재활의학과 Rehabilitation medicine	(K55-K63) 장의 기타 질환	15.90	2.64	1,273
	(M15-M19) 관절증	22.11	3.27	1,689
	(M50-M54) 기타 등병증	7.80	3.39	1,246
	(M70-M79) 기타 연조직 장애	9.82	3.10	1,131
	(M15-M19) 관절증	10.69	3.05	1,386
가정의학과 Family medicine	(M45-M49) 척추병증	10.30	3.49	1,427
	(M20-M25) 기타 관절장애	5.26	3.06	1,102
	(I10-I15) 고혈압질환	3.98	3.09	1,283
	(J20-J22) 기타 급성 하기도감염	18.87	4.85	1,871
	(J00-J06) 급성 상기도감염	16.24	4.44	1,563
	(M50-M54) 기타 등병증	26.04	3.78	1,346
	(E10-E14) 당뇨병	3.98	4.18	1,972
	(K20-K31) 식도, 위 및 십이지장의 질환	11.84	3.47	1,510
	(M70-M79) 기타 연조직 장애	30.70	3.75	1,323
	(J30-J39) 상기도의 기타 질환	15.26	3.96	1,236
	(L20-L30) 피부염 및 습진	32.91	3.14	1,186
	(M15-M19) 관절증	25.55	3.56	1,302

주 : 상병분류는 한국표준질병·사인분류(통계청 고시)의 중분류에 의함

Note : Diagnosis classification is based on the Korean Standard Classification of Diseases

제V-5-1표  
Table V-5-1

# 요양기관종별 항생제 처방률 Antibiotics Prescription Rate by Provider Type

(단위 : %)  
Unit : %

구 분 Division	항 생 제 처 방 률 Antibiotic Prescription rate				
	전체상병 Total diseases	호흡기계 상병 Diseases of the respiratory system			
		계 Total	급성상기도감염 Acute Upper Respiratory Infections	급성하기도감염 Acute Lower Respiratory Infections	그 외 호흡기계 상병 Other Respiratory Infections
상급종합병원 Tertiary hospital	2.77	13.29	4.77	10.68	13.44
종합병원 General hospital	5.02	25.92	23.89	38.53	23.27
병원 Hospital	13.11	45.52	37.72	53.45	41.87
의원 Clinic	17.65	42.77	32.23	54.60	41.28

주 : 호흡기계상병(J00~J47), 급성상기도감염(J00~J06), 급성하기도감염(J20~J22) 상병은 한국표준질병·사인분류(통계청고시)에의함

Note : Respiratory system disease(J00~J47) and acute upper respiratory infections (J00~J06) and acute lower respiratory infections(J20~J22) are based on the Korean Standard Classification of Diseases

제V-5-2표  
Table V-5-2

# 의원 표시과목별 항생제 처방률 Antibiotics Prescription Rate by Departments in Clinic

(단위 : %)  
Unit : %

표 시 과 목 Department	항 생 제 처 방 률 Antibiotic Prescription rate				
	전체상병 Total diseases	호흡기계 상병 Diseases of the respiratory system			
		계 Total	급성상기도감염 Acute Upper Respiratory Infections	급성하기도감염 Acute Lower Respiratory Infections	그 외 호흡기계 상병 Other Respiratory Infections
일반의 General practitioners	15.50	38.16	31.30	49.73	31.33
내과 Internal Medicine	8.91	30.41	21.42	38.74	29.58
외과 General surgery	15.38	33.11	26.51	42.56	31.44
소아청소년과 Pediatrics	38.27	47.24	34.85	57.69	41.85
이비인후과 Otorhinolaryngology	38.99	47.60	35.74	66.93	47.96
가정의학과 Family Medicine	15.80	37.73	30.42	48.73	29.47

주 : 호흡기계상병(J00~J47), 급성상기도감염(J00~J06), 급성하기도감염(J20~J22) 상병은 한국표준질병·사인분류(통계청고시)에의함

Note : Respiratory system disease(J00~J47) and acute upper respiratory infections (J00~J06) and acute lower respiratory infections(J20~J22) are based on the Korean Standard Classification of Diseases

제V-6표  
Table V-6

# 의원 소재지별 약제평가 항목별 지표


## Drug Assessment Indicators by Location of Clinic

(단위 : %, 품목)  
Unit : %, Item

구 분 Division	급성상기도감염 항생제처방률 Antibiotic Prescription rate for Acute Upper Respiratory Infections	급성하기도감염 항생제처방률 Antibiotic Prescription rate for Acute Lower Respiratory Infections	주사제 처방률 Injection Prescription rate	처방건당 약품목수 Number of drugs perprescription
서울 Seoul	28.94	49.28	8.05	3.59
부산 Busan	36.29	55.03	16.99	3.63
인천 Incheon	30.25	58.04	10.41	3.75
대구 Daegu	32.89	57.15	13.40	3.60
광주 Gwangju	33.49	58.97	11.75	3.75
대전 Daejeon	28.25	50.51	11.99	3.64
울산 Ulsan	33.19	61.31	17.19	3.69
경기 Gyeonggi	31.86	55.11	9.28	3.77
강원 Gangwon	36.46	50.77	12.74	3.66
충북 Chungbuk	34.90	59.98	15.20	3.77
충남 Chungnam	37.93	60.63	15.29	3.77
전북 Jeonbuk	29.85	45.99	13.84	3.81
전남 Jeonnam	34.48	53.29	19.82	3.76
경북 Gyeongbuk	34.87	54.86	17.26	3.70
경남 Gyeongnam	35.32	57.92	20.49	3.66
제주 Jeju	34.15	58.06	13.10	3.67
세종 Sejong	32.27	55.06	10.53	3.97

주 : 급성상기도감염(J00-J06) 상병 및 급성하기도감염(J20-J22) 상병은 한국표준질병·사인분류(통계청 고시)에 의함

Note : Acute upper respiratory infections (J00-J06) and acute lower respiratory infections(J20-J22) are based on the Korean Standard Classification of Diseases



# 평가지표 개요

Introduction of assessment indicator



## 약제급여 평가

### 가. 평가대상

- 대상 기관: 의료기관 및 보건기관(한방기관, 보건진료소, 조산원 제외)에서 전산청구한 건강보험 외래 요양급여비용 명세서 중 약제 처방내역
- 대상 기간: 2022년도 연간(심사시점 기준)

### 나. 평가지표

- 항생제 처방률(%) =  $\frac{\text{항생제 총 처방횟수}}{\text{총 내원횟수}} \times 100$
- 주사제 처방률(%) =  $\frac{\text{주사제 총 처방횟수}}{\text{총 내원횟수}} \times 100$
- 처방건당 약품목수(개) =  $\frac{\text{총 약품목수}}{\text{총 처방건수}}$
- 투약일당 약품비(원) =  $\frac{\text{총 약품비}}{\text{총 투약일수}}$

### 다. 기 타

- 요양기관 종별: 상급종합병원, 종합병원, 병원, 치과병원, 의원, 치과의원으로 분류
  - ※ 단 항생제는 상급종합병원, 종합병원, 병원, 의원으로 분류
- 표시과목: 의원을 대상으로 총 18개 표시과목으로 분류
  - 총 27개 표시과목(일반의 포함) 중 평가대상 기관수가 극히 적은 9개 과목(성형외과, 방사선종양학과, 병리과, 진단검사의학과, 결핵과, 핵의학과, 응급의학과, 직업환경의학과, 예방의학과)은 제외
  - 요양기관 명칭에 따른 표시과목을 기준으로 하되, 대표자가 전문의이면서 전문과목을 표시하지 않은 기관은 청구내역을 분석하여 해당 전문과목의 청구비율이 50%를 초과할 경우 그 표시과목으로 별도 분류
- 질병별 다발생 순위별 분류: 한국표준질병사인분류(통계청 고시 제2015-159호) 중 267개 중분류를 기준으로 하여 주상병기준의 주요 다발생 질병을 중심으로 수록



# Assessment of Drug Payment

## A . Assessment Target

- Institutions: Breakdown of drug prescription among outpatient medical care expense statements, where health insurance was electronically charged by medical institutions and health care centers (except oriental medicine institutions, primary health care post, and midwifery clinic).
- Period: 2022 (Annually, based on evaluation time).

## B . Assessment Indices

- Antibiotics prescription rate (%) =  $\frac{\text{Total number of antibiotics prescriptions}}{\text{Total number of hospital visits}} \times 100$
- Injection prescription rate (%) =  $\frac{\text{Total number of injection prescriptions}}{\text{Total number of hospital visits}} \times 100$
- Number of drug items per prescription =  $\frac{\text{Total number of drug items}}{\text{Total number of prescriptions}}$
- Drug cost per administration day (KRW) =  $\frac{\text{Total drug costs}}{\text{Total number of administration days}}$

## C . Others

- Classified by Provider type : tertiary hospital, general hospital, hospital, dental hospital, clinic or dental clinic.
- ※ However, antibiotics are classified according to: tertiary hospital, general hospital, hospital or clinic.
- Departments: clinics are classified into 18 departments in total
  - Among 27 departments (including general practitioners), 9 departments where the number of assessment subjects was extremely small (plastic surgery, radiation oncology, pathology, laboratory medicine, tuberculosis, nuclear medicine, emergency medicine, occupational & environment medicine and preventive medicine) are excluded.
  - Departments indicated by the name of the medical care institute are the standards. As for institutes where the director is a medical specialist, but did not express a special department, billing records are analyzed, and if the proportion of a certain specialty exceeds 50%, the institute is separately classified as that specialty department.
- Classification of frequent diseases by rank: major diseases that occur frequently by primary disease are mainly listed based upon 267 divisions of the Korean Standard Classification of Diseases (Statistics Korea Notification No. 2015-159).





제Ⅵ편

질병통계

Diseases Statistich



## 질병통계 자료 이용시 유의사항

(Instructions for using disease statistics data)

질병통계는 요양기관에서 환자진료 중 진단명이 확정되지 않은 상태에서 환자의 호소, 증세 등에 따라 일차진단명을 부여하고 청구한 내역 중 주진단명 기준으로 발체한 것이므로, 실제 최종 확정된 질병과는 다를 수 있으며, 다른 질병으로 건강 보험 청구실적에 집계되는 경우가 있으므로, 확진 환자로 보기에는 무리가 있음.

특히, “법정감염병” 관련 통계는 질병관리본부에서 공표한 자료와는 수집하는 방식이 서로 다르기 때문에 차이가 있음

Disease statistics are produced using the major diagnosis data from the claim statement with primary diagnosis based on patients' explanation or symptom before the final diagnosis was decided. Therefore, it may not match the final diagnosis, and there can be discrepancy between disease statistics and NHI benefit claims data.

In particular, “Officially designated communicable diseases” related statistics can have a large mismatch with claims data, as the statistics are collected and produced by Korea Centers for Disease Control and Prevention using different methods.

## 298질병분류(Classification of 298 Diseases)

구 분 Classification	질 병 명 Disease	질 병 코 드 KCD
001	콜레라(Cholera)	A00
002	장티푸스 및 파라티푸스(Typhoid and paratyphoid fevers)	A01
003	시겔라증(Shigellosis)	A03
004	아메바증(Amoebiasis)	A06
005	감염성 기원이라고 추정되는 설사와 위장염(Other gastroenteritis and colitis of infectious and unspecified origin)	A09
006	기타 장관 감염성 질환(Other intestinal infectious diseases)	A02, A04-A05, A07-A08
007	호흡기 결핵(Respiratory tuberculosis)	A15-A16
008	기타 결핵(Other tuberculosis)	A17-A19
009	페스트(Plague)	A20
010	브루셀라증(Brucellosis)	A23
011	나병 [한센병](Leprosy)[Hansens's disease]	A30
012	신생아 파상풍(Tetanus neonatorum)	A33
013	기타 파상풍(Other tetanus)	A34-A35
014	디프테리아(Diphtheria)	A36
015	백일해(Whooping cough)	A37
016	수막구균 감염(Meningococcal infection)	A39
017	패혈증(Sepsis)	A40-A41
018	기타 세균성 질환(Other bacterial diseases)	A21-A22, A24-A28, A31-A32, A38, A42-A49
019	선천 매독(Congenital syphilis)	A50
020	조기 매독(Early syphilis)	A51
021	기타 매독(Other syphilis)	A52-A53
022	임균 감염(Gonococcal infection)	A54
023	성행위로 전파되는 클라미디아 질환 (Sexually transmitted chlamydial diseases)	A55-A56
024	기타 주로 성행위로 전파되는 감염(Other infections with a predominantly sexual mode of transmission)	A57-A64
025	재귀열(Relapsing fevers)	A68
026	트라코마(Trachoma)	A71
027	발진티푸스(Typhus fever)	A75
028	급성 회백수염(Acute poliomyelitis)	A80
029	광견병(Rabies)	A82
030	바이러스 뇌염(Viral encephalitis)	A83-A86
031	황열(Yellow fever)	A95

구 분 Classification	질 병 명 Disease	질 병 코 드 KCD
032	기타 절지동물 매개의 바이러스열 및 바이러스 출혈열 (Other arthropod-borne viral fevers and viral haemorrhagic fevers)	A90-A94,A96-A99
033	헤르페스바이러스 감염(Herpesviral infections)	B00
034	수두(Varicella and zoster)	B01-B02
035	홍역(Measles)	B05
036	풍진(Rubella)	B06
037	급성 B형 간염(Acute hepatitis B)	B16
038	기타 바이러스 간염(Other viral hepatitis)	B15,B17-B19
039	인체 면역결핍 바이러스 질환(Human immunodeficiency virus[HIV] disease)	B20-B24
040	볼거리(Mumpus)	B26
041	기타 바이러스 질환(Other viral diseases)	A81,A87-A89,B03-B04,B07-B09,B25, B27-B34
042	진균증(Mycoses)	B35-B49
043	말라리아(Malaria)	B50-B54
044	리슈마니아증(Leishmaniasis)	B55
045	트리파노소마증(Schistosomiasis)	B56-B57
046	주혈흡충증(Schistosomiasis)	B65
047	기타 흡충 감염(Other fluke infections)	B66
048	포낭충증(Echinococcosis)	B67
049	메디나충증(Dracunculiasis)	B72
050	회선사상충증(Onchocerciasis)	B73
051	사상충증(Filariasis)	B74
052	구충 질환(Hookworm diseases)	B76
053	기타 윤충증(Other helminthiasis)	B68-B71,B75,B77-B83
054	결핵의 후유증(Sequelae of tuberculosis)	B90
055	회색질척수염의 후유증(Sequelae of poliomyelitis)	B91
056	나병의 후유증(Sequelae of leprosy)	B92
057	기타 감염성 및 기생충성 질환(Other infections and parasitic diseases)	A65-A67,A69-A70,A74,A77-A79, B58-B64,B85-B89,B94,B99
058	입술, 구강 및 인두의 악성신생물(Malignant neoplasms of lip, oral cavity and pharynx)	C00-C14
059	식도의 악성신생물(Malignant neoplasm of oesophagus)	C15
060	위의 악성신생물(Malignant neoplasm of stomach)	C16
061	결장의 악성신생물(Malignant neoplasm of colon)	C18
062	직장S상결장 접합부, 직장, 항문과 항문관의 악성신생물 (Malignant neoplasm of rectosigmoid junction, rectum, anus and anal canal)	C19-C21

구 분 Classification	질 병 명 Disease	질 병 코 드 KCD
063	간 및 간내담관의 악성신생물(Malignant neoplasm of liver and intrahepatic bile ducts)	C22
064	췌장의 악성신생물(Malignant neoplasm of pancreas)	C25
065	기타 소화기관의 악성신생물 (Other malignant neoplasm of digestive organs)	C17,C23-C24,C26
066	후두의 악성신생물(Malignant neoplasm of larynx)	C32
067	기관, 기관지 및 폐의 악성신생물 (Malignant neoplasm of trachea, bronchus and lung)	C33-C34
068	기타 호흡기와 흉곽 내 기관의 악성신생물(Other malignant neoplasms of respiratory and intrathoracic organs)	C30-C31,C37-C39
069	뼈와 관절연골의 악성신생물(Malignant neoplasm of bone and articular cartilage)	C40-C41
070	피부의 악성흑색종(Malignant melanoma of skin)	C43
071	기타 피부의 악성신생물(Other malignant neoplasms of skin)	C44
072	중피성 및 연조직의 악성신생물(Malignant neoplasm of mesothelial and soft tissue)	C45-C49
073	유방의 악성신생물(Malignant neoplasm of breast)	C50
074	자궁경의 악성신생물(Malignant neoplasm of cervix uteri)	C53
075	기타 및 상세불명의 자궁부위의 악성신생물(Malignant neoplasm of other and unspecified parts of uterus)	C54-C55
076	기타 여성생식기관의 악성신생물(Other malignant neoplasms of female genital organs)	C51-C52,C56-C58
077	전립선의 악성신생물(Malignant neoplasm of prostate)	C61
078	기타 남성생식기관의 악성신생물(Other malignant neoplasms of male genital organs)	C60,C62-C63
079	방광의 악성신생물(Malignant neoplasm of bladder)	C67
080	기타 요도의 악성신생물(Other malignant neoplasms of urinary tract)	C64-C66,C68
081	눈 및 눈부속기의 악성신생물(Malignant neoplasm of eye and adnexa)	C69
082	뇌의 악성신생물(Malignant neoplasm of brain)	C71
083	기타 중추신경계의 악성신생물(Malignant neoplasm of other parts of central nervous system)	C70,C72
084	기타, 부위불명, 속발성, 상세불명 및 다발성 부위의 악성신생물 (Malignant neoplasm of other, ill-defined, secondary, unspecified and multiple sites)	C73-C80,C97
085	호지킨병(Hodgkin disease)	C81
086	비호지킨 림프종(Non-Hodgkin lymphoma)	C82-C86
087	백혈병(Leukaemia)	C91-C95
088	기타 림프, 조혈 및 관련조직의 악성신생물(Other malignant neoplasms of lymphoid, haematopoietic and related tissue)	C88-C90,C96



구 분 Classification	질 병 명 Disease	질 병 코 드 KCD
089	자궁경부의 상피내 암종(Carcinoma in situ of cervix uteri)	D06
090	피부의 양성신생물(Benign neoplasm of skin)	D22-D23
091	유방의 양성신생물(Benign neoplasm of breast)	D24
092	자궁의 평활근종(Leiomyoma of uterus)	D25
093	난소의 양성신생물(Benign neoplasm of ovary)	D27
094	비뇨기관의 양성신생물(Benign neoplasm of urinary organs)	D30
095	뇌 및 기타 중추신경계의 양성신생물(Benign neoplasm of brain and other parts of central nervous system)	D33
096	기타 상피내, 양성신생물 및 행동양식 불명 및 미상의 신생물 (Other in situ and benign neoplasms and neoplasms of uncertain and unknown behaviour)	D00-D05,D07-D21,D26,D28-D29, D31-D32,D34-D48
097	철 결핍성 빈혈(Iron deficiency anaemia)	D50
098	타 빈혈(Other anaemias)	D51-D64
099	출혈성 병태와 혈액 및 조혈기관의 기타 질환(Haemor-rhagic conditions and other diseases of blood and bloodforming organs)	D65-D77
100	면역기전을 침범하는 특정 장애(Certain disorders involving the immune mechanism)	D80-D89
101	요오드결핍과 관련된 갑상선 장애(Iodine-deficiency-related thyroid disorders)	E00-E02
102	갑상선 중독증(Thyrotoxicosis)	E05
103	기타 갑상선 장애(Other disorders of thyroid)	E03-E04,E06-E07
104	당뇨병(Diabetes mellitus)	E10-E14
105	영양실조(Malnutrition)	E40-E46
106	비타민A 결핍증(Vitamin A deficiency)	E50
107	기타 비타민 결핍증(Other vitamin deficiencies)	E51-E56
108	영양실조 및 기타 영양결핍증의 후유증(Sequelae of malnutrition and other nutritional deficiencies)	E64
109	비만(Obesity)	E66
110	용적체액상실(Volume depletion)	E86
111	기타 내분비, 영양 및 대사 질환(Other endocrine, nutritional and metabolic disorders)	E15-E35,E58-E63,E65, E67-E85,E87-E90
112	치매(Dementia)	F00-F03
113	알콜 사용에 의한 정신 및 행동장애(Mental and behavioural disorders due to use of alcohol)	F10
114	기타 정신활성물질 사용에 의한 정신 및 행동장애(Mental and behavioural disorders due to other psychoactive substance use)	F11-F19
115	정신분열증, 분열형 및 망상성 장애(Schizophrenia schizotypal and delusional disorders)	F20-F29
116	기분(정동성)장애(Mood [affective] disorders)	F30-F39

구 분 Classification	질 병 명 Disease	질 병 코 드 KCD
117	신경증적, 스트레스와 관련된 신체형 장애 (Neurotic, stress-related and somatoform disorders)	F40-F48
118	정신 지연(Mental retardation)	F70-F79
119	기타 정신 및 행동장애(Other mental and behavioural disorders)	F04-F09, F50-F69, F80-F99
120	중추신경계의 염증성 질환(Inflammatory diseases of the central nervous system)	G00-G09
121	파킨슨병(Parkinson's disease)	G20
122	알츠하이머병(Alzheimer's disease)	G30
123	다발성 경화증(Multiple sclerosis)	G35
124	뇌전증(Epilepsy)	G40-G41
125	편두통 및 기타 두통 증후군(Migraine and other head-ache syndromes)	G43-G44
126	일과성 대뇌 허혈성 발작 및 관련 증후군(Transient cerebral ischaemic attacks and related syndromes)	G45
127	신경, 신경근 및 신경총 장애(Nerve, nerve root and plexus disorders)	G50-G59
128	뇌성마비 및 기타 마비성 증후군(Cerebral palsy and other paralytic syndromes)	G80-G83
129	기타 신경계의 질환(Other diseases of the nervous system)	G10-G14, G21-G26, G31-G32, G36-G37, G46-G47, G60-G73, G90-G99
130	눈꺼풀의염증(Inflammation of eyelid)	H00-H01
131	결막염 및 기타 결막의 장애(Conjunctivitis and other disorders of conjunctiva)	H10-H13
132	각막염 및 각막과 공막의 기타 장애(Keratitis and other disorder of sclera and cornea)	H15-H19
133	백내장 및 수정체의 기타 장애(Cataract and other disorders of lens)	H25-H28
134	망막박리와 망막의 결함(Retinal detachments and breaks)	H33
135	녹내장(Glaucoma)	H40-H42
136	사시(trabismus)	H49-H50
137	굴절 및 조절 장애(Disorders of refraction and accommodation)	H52
138	실명 및 저시력(Blindness and low vision)	H54
139	기타 눈 및 눈부속기의 질환(Other diseases of the eye and adnexa)	H02-H06, H20-H22, H30-H32, H34-H36, H43-H48, H51, H53, H55-H59
140	중이염과 중이 및 유양돌기 장애(Otitis media and other disorders of middle ear and mastoid)	H65-H75
141	난청(Other diseases of the ear and mastoid process)	H90-H91

구 분 Classification	질 병 명 Disease	질 병 코 드 KCD
142	기타 귀 및 유양돌기 질환(Acute rheumatic fever)	H60-H62,H80-H83,H92-H95
143	급성 류마티스열(Chronic rheumatic heart disease)	I00-I02
144	만성 류마티스 심장 질환(Chronic rheumatic heart disease)	I05-I09
145	본태성(원발성)고혈압(Essential(primary) hyper-tention)	I10
146	기타 고혈압성 질환(Other hypertensive diseases)	I11-I15
147	급성 심근경색증(Acute myocardial infarction)	I21-I22
148	기타 허혈성 심장질환(Other ischaemic heart diseases)	I20,I23-I25
149	폐색전증(Pulmonary embolism)	I26
150	전도장애 및 심장성 부정맥(Conduction disorders and cardiac arrhythmias)	I44-I49
151	심부전(Heart failure)	I50
152	기타 심장질환(Other heart diseases)	I27-I43,I51-I52
153	뇌내출혈(Intracranial haemorrhage)	I60-I62
154	뇌경색증(Cerebral infarction)	I63
155	출혈 또는 경색으로 명시되지 않은 졸중(Stroke, not specified as haemorrhage or infarction)	I64
156	기타 뇌혈관 질환(Other cerebrovascular diseases)	I65-I69
157	죽상 경화증(Atherosclerosis)	I70
158	기타 말초혈관 질환(Other peripheral vascular diseases)	I73
159	동맥 색전증 및 혈전증(Arterial embolism and thrombosis)	I74
160	기타 동맥, 소동맥 및 모세혈관의 질환(Other diseases of arteries, arterioles and capillaries)	I71-I72,I77-I79
161	정맥염, 혈전정맥염, 정맥색전증 및 혈전증(Phlebitis, thrombophlebitis, venous embolism and thrombosis)	I80-I82
162	하지의 정맥류(Varicose veins of lower extremities)	I83
163	치핵(Haemorrhoids)	K64
164	기타 순환기계 질환(Other diseases of the circulatory system)	I85-I99
165	급성 인두염 및 급성 편도염(Acute pharyngitis and acute tonsillitis)	J02-J03
166	급성 후두염 및 기관염(Acute laryngitis and tracheitis)	J04
167	기타 급성 상기도 감염(Other acute upper respiratory infections)	J00-J01,J05-J06
168	인플루엔자(Influenza)	J09-J11
169	폐렴(Pneumonia)	J12-J18
170	급성 기관지염 및 급성 세기관지염(Acute bronchitis and acute bronchiolitis)	J20-J21
171	만성 부비동염(Chronic sinusitis)	J32
172	기타 코 및 비동의 질환(Other diseases of nose and nasal sinuses)	J30-J31,J33-J34
173	편도 및 아데노이드의 만성 질환(Chronic disease of tonsils and adenoids)	J35

구 분 Classification	질 병 명 Disease	질 병 코 드 KCD
174	기타 상기도의 질환(Other diseases of upper respiratory tract)	J36-J39
175	기관지염, 폐기종 및 기타 만성 폐쇄성 폐질환(Bronchitis, emphysema and other chronic obstructive pulmonary diseases)	J40-J44
176	천식(asthma)	J45-J46
177	기관지확장증(Bronchiectasis)	J47
178	진폐증(Pneumoconiosis)	J60-J65
179	기타 호흡기계 질환(Other diseases of the respiratory system)	J22, J66-J99
180	치아우식증(Dental caries)	K02
181	치아 및 지지구조의 기타 장애(Other disorders of teeth and supporting structures)	K00-K01, K03-K08
182	기타 구강, 타액선 및 턱의 질환(Other diseases of the oral cavity, salivary glands and jaws)	K09-K14
183	위 및 십이지장궤양(Gastric and duodenal ulcer)	K25-K27
184	위염 및 십이지장염(Gastritis and duodenitis)	K29
185	기타 식도, 위 및 십이지장 질환(Other diseases of oesophagus, stomach and duodenum)	K20-K23, K28, K30-K31
186	충수의 질환(Diseases of appendix)	K35-K38
187	서혜 헤르니아(Inguinal hernia)	K40
188	기타 헤르니아(Other hernia)	K41-K46
189	크론병 및 궤양성 대장염(Crohn's disease and ulcerative colitis)	K50-K51
190	헤르니아가 없는 마비성 장폐색증 및 장관폐쇄(Paralytic ileus and intestinal obstruction without hernia)	K56
191	장의 게실성 질환(Diverticular disease of intestine)	K57
192	기타 장 및 복막의 질환(Other diseases of intestines and peritoneum)	K52-K55, K58-K63, K65-K67
193	알콜성 간질환(Alcoholic liver disease)	K70
194	기타 간질환(Other diseases of liver)	K71-K77
195	담석 등 및 담낭염(Cholelithiasis and cholecystitis)	K80-K81
196	급성 췌장염 및 기타 췌장의 질환(Acute pancreatitis and other diseases of the pancreas)	K85-K86
197	기타 소화기계의 질환(Other diseases of the digestive system)	K82-K83, K87-K93
198	피부 및 피하조직의 감염(Infections of the skin and subcutaneous)	L00-L08
199	기타 피부 및 피하조직의 질환(Other diseases of the skin and subcutaneous tissue)	L10-L99
200	류마토이드 관절염 및 기타 염증성 다발성 관절병증(Rheumatoid arthritis and other inflammatory polyarthropathies)	M05-M14
201	관절증(Arthrosis)	M15-M19
202	사지의 후천성 변형(Acquired deformities of limbs)	M20-M21

구 분 Classification	질 병 명 Disease	질 병 코 드 KCD
203	관절의 기타 장애(Other disorders of joints)	M00-M03,M22-M25
204	전신성 결합조직의 장애(Systemic connective tissue disorders)	M30-M36
205	요추 및 기타 추간판장애(Cervical and other intervertebral disc disorders)	M50-M51
206	기타 배병증(Other dorsopathies)	M40-M49,M53-M54
207	연부조직 장애(Soft tissue disorders)	M60-M79
208	뼈밀도 및 구조장애(Disorders of bone density and structure)	M80-M85
209	골수염(Osteomyelitis)	M86
210	기타 근골격계 및 결합조직의 기타 장애(Other diseases of the musculoskeletal system and connective tissue)	M87-M99
211	급성 및 급속진행성 신염증후군(Acute and rapidly progressive nephritic syndromes)	N00-N01
212	기타 사구체 질환(Other glomerular diseases)	N02-N08
213	신세뇨관-간질성 질환(Renal tubulo-interstitial diseases)	N10-N16
214	신부전증(Renal failure)	N17-N19
215	요로결석증(Urolithiasis)	N20-N23
216	방광염(Cystitis)	N30
217	기타 비뇨기계의 질환(Other diseases of the urinary system)	N25-N29,N31-N39
218	전립선의 비대(Hyperplasia of prostate)	N40
219	전립선의 기타 장애(Other disorders of prostate)	N41-N42
220	음낭수류 및 정액류(Hydrocele and spermatocele)	N43
221	과장포피, 포경 및 감돈포경(Redundant prepuce, phimosis and paraphimosis)	N47
222	남성생식기관의 기타 질환(Other diseases of male genital organs)	N44-N46,N48-N51
223	유방의 장애(Disorders of breast)	N60-N64
224	난관염 및 난소염(Salpingitis and oophoritis)	N70
225	자궁경부의 염증성 질환(Inflammatory disease of cervix uteri)	N72
226	기타 여성 골반내 장기의 염증성 질환(Other inflammatory diseases of female pelvic organs)	N71,N73-N77
227	자궁내막증(Endometriosis)	N80
228	여성생식기 탈출(Female genital prolapse)	N81
229	난소, 난관 및 광인대의 비염증성 장애(Noninflammatory disorders of ovary, fallopian tube and broad ligament)	N83
230	월경장애(Disorders of menstruation)	N91-N92
231	폐경기 및 기타 폐경기전후 장애(Menopausal and other perimenopausal disorders)	N95
232	여성불임증(Female infertility)	N97

구 분 Classification	질 병 명 Disease	질 병 코 드 KCD
233	기타 비뇨생식기로의 장애(Other disorders of genitourinary tract)	N82,N84-N90,N93-N94, N96,N98-N99
234	자연유산(Spontaneous abortion)	O03
235	의학적 유산(Medical abortion)	O04
236	기타 유산된 임신(Other pregnancies with abortive outcome)	O00-O02,O05-O08
237	임신, 출산 및 산욕의부증, 단백뇨 및 고혈압성 장애(Oedema, proteinuria and hypertensive disorders in pregnancy, childbirth and the puerperium)	O10-O16
238	전치태반, 태반 조기박리 및 분만 전 출혈(praevia, premature separation of placenta and antepartum haemorrhage)	O44-O46
239	기타 태아와 양막강 및 가능한 분만문제와 관련된 산모관리 (Other maternal care related to fetus and amniotic cavity and possible delivery problems)	O30-O43,O47-O48
240	난산(Obstructed labour)	O64-O66
241	분만 후 출혈(Postpartum haemorrhage)	O72
242	기타 임신과 분만의 합병증(Other complications of pre gnancy and delivery)	O20-O29,O60-O63,O67-O71, O73-O75,O81-O84
243	단일 자연분만(Single spontaneous delivery)	O80
244	달리 분류되지 않은 주로 산욕기에 관련된 합병증 및 기타 산과적 병태(Complications predominatly related to the puerperium and other obstetric conditions, NEC)	O85-O99
245	모성요인과 임신, 출산 및 분만의 합병증에 의해 영향을 받은 태아 및 신생아(Fetus and newborn affected by maternal factors and by complications of pregnancy, labour and delivery)	P00-P04
246	태아 발육지연, 태아 영양실조와 단기임신 및 저체중 출산과 관련된 장애(Slow fetal growth, fetal malnutrition and disorders related to short gestation and low birth weight)	P05-P07
247	출산 외상(Birth trauma)	P10-P15
248	자궁내 저산소증 및 출산질식(Intrauterine hypoxia and birth asphyxia)	P20-P21
249	주산기에 기원한 기타 호흡기 장애(Other respiratory disorders originating in the perinatal period)	P22-P28
250	선천성 감염 및 기생충성 질환(Congenital infectious and parasitic diseases)	P35-P37
251	출생전후기에 특이한 기타감염(Other infections specific to the perinatal period)	P38-P39
252	태아 및 신생아의 용혈성 질환(Haemolytic disease of fetus and newborn)	P55
253	기타 출생전후기에 기원한 병태(Other conditions originating in the perinatal period)	P08,P29,P50-P54,P56-P96
254	이분척추증(Spina bifida)	Q05

구 분 Classification	질 병 명 Disease	질 병 코 드 KCD
255	기타 신경계의 선천성 기형(Other congenital malformations of the nervous system)	Q00-Q04,Q06-Q07
256	순환기계의 선천성 기형(Congenital malformations of the circulatory system)	Q20-Q28
257	구순 및 구개열(Cleft lip and cleft palate)	Q35-Q37
258	소장의 결여, 폐쇄 및 협착(Congenital absence, atresia and stenosis of small intestine)	Q41
259	기타 소화기계의 선천성 기형(Other congenital malformations of the digestive system)	Q38-Q40,Q42-Q45
260	정류고환(Undescended testicle)	Q53
261	기타 비뇨생식기계의 기형(Other malformations of the genitourinary system)	Q50-Q52,Q54-Q64
262	고관절의 선천성 변형(Congenital deformities of hip)	Q65
263	발의 선천성 변형(Congenital deformities of feet)	Q66
264	기타 근골격계의 선천성 기형 및 변형(Other congenital malformations and deformations of the musculoskeletal system)	Q67-Q79
265	기타 선천성 기형(Other congenital malformations)	Q10-Q18,Q30-Q34,Q80-Q89
266	달리 분류되지 않은 염색체 이상(Chromosomal abnormalities, NEC)	Q90-Q99
267	복부 및 골반 동통(Abdominal and pelvic pain)	R10
268	원인미상 열(Fever of unknown origin)	R50
269	노쇠(Senility)	R54
270	기타 달리 분류되지 않은 증상, 징후와 임상 및 검사상 이상소견 (Other symptoms, signs and abnormal clinical and laboratory findings, NEC)	R00-R09,R11-R49,R51-R53, R55-R99
271	두개골 및 안면골의 골절(Fracture of skull and facial bones)	S02
272	목, 흉곽 또는 골반의 골절(Fracture of neck, thorax or pelvis)	S12,S22,S32,T08
273	대퇴골의 골절(Fracture of femur)	S72
274	기타 사지뼈의 골절(Fractures of other limb)	S42,S52,S62,S82,S92,T10,T12
275	다발성 신체부위를 침범하는 골절(Fractures involving multiple body regions)	T02
276	명시된 다발성 신체부위의 탈구, 염좌 및 긴장(Dislocations, sprains and strains of specified and multiple body regions)	S03,S13,S23,S33,S43,S53,S63, S73,S83,S93,T03
277	눈 및 안와의 손상(Injury of eye and orbit)	S05
278	두개내 손상(Intracranial injury)	S06
279	기타 내부장기의 손상(Injury of other internal organs)	S26-S27,S36-S37
280	명시된 다발성 신체부위의 압쇄손상 및 외상성 절단 (Crushing injuries and traumatic amputations of specified and multiple body regions)	S38,S47-S48,S57-S58, S07-S08,S17-S18,S28, S67-S68,S77-S78,S87-S88, S97-S98,T04-T05

구 분 Classification	질 병 명 Disease	질 병 코 드 KCD
281	명시된 상체불명 및 다발성 신체부위의 기타 손상 (Other injuries of specified, unspecified and multiple body regions)	S00-S01,S04,S09-S11,S14-S16, S19-S21,S24-S25,S29-S31, S34-S35,S39-S41,S44-S46, S49-S51,S54-S56,S59-S61, S64-S66,S69-S71,S74-S76, S79-S81,S84-S86,S89-S91, S94-S96,S99,T00-T01, T06-T07,T09,T11,T13-T14
282	자연개구를 통해 들어온 이물의 효과 (Effects of foreign body entering through natural orifice)	T15-T19
283	화상 및 부식(Burns and corrosions)	T20-T32
284	약물 및 생물학적 물질에 의한 중독 (Poisoning by drugs and biological substances)	T36-T50
285	주로 비의약품 물질의 중독작용(Toxic effects of substances chiefly nonmedicinal as to source)	T51-T65
286	학대 증후군(Maltreatment syndromes)	T74
287	기타 및 상체불명 외인의 영향 (Other and unspecified effects of external causes)	T33-T35,T66-T73,T75-T78
288	달리 분류되지 않은 외상의 특정 조기 합병증과 외과적 및 내과적 처치의 합병증(Certain early complications of trauma and complications of surgical and medical care, NEC)	T79-T88
289	손상, 중독 및 외인의 기타 결과의 후유증(Sequelae of injuries, of poisoning and of other consequences of externalcauses)	T90-T98
290	검사 및 조사를 위해 보건서비스와 접하고 있는 사람(Persons encountering health services for examination and investigation)	Z00-Z13
291	무증상 인체 면역결핍 바이러스 감염 상태(Asymptomatic human immunodeficiency virus[HIV] infection status)	Z21
292	기타 전염성 질환과 관련되어 건강위험의 가능성이 있는 사람 (Other persons with potential health hazards related to communicable disease)	Z20,Z22-Z29
293	피임관리(Contraceptive management)	Z30
294	출산 전 선별검사 및 기타 임신의 관리(Antenatal screening and other supervision of pregnancy)	Z34-Z36
295	출산장소에 따른 출생영아(Liveborn infants according to place of birth)	Z38
296	분만 후 간호 및 검사(Postpartum care and examination)	Z39
297	특수처치 및 건강보호를 위하여 보건서비스와 접하고 있는 사람 (Persons encountering health services for specific procedures and health care)	Z40-Z54
298	기타 이유로 보건서비스와 접하고 있는 사람 (encountering health services for other reasons)	Z31-Z33,Z37,Z55-Z99



## 제VI-1표

Table VI-1

## 22대 분류별 진료현황

## Benefits by Classification of 22 Disease Categories

(단위 : 명, 일, 천원)

Unit : Person, Day, KRW 1,000

구 분 Division	진료실인원수 Patients	입내원일수 Visits	요양급여일수 Reimbursed Days	진료비 (천원) Medical Expense (1,000won)	급여비 (천원) Benefit (1,000won)
<b>계</b> <b>Total</b>	<b>계(T) 49,078,863</b> <b>입원(I. P) 7,074,294</b> <b>외래(O.P) 48,886,661</b>	<b>980,656,271</b> <b>134,618,087</b> <b>846,038,184</b>	<b>10,868,018,740</b> <b>210,311,263</b> <b>10,657,707,477</b>	<b>102,652,803,439</b> <b>36,100,111,129</b> <b>66,552,692,310</b>	<b>77,106,842,470</b> <b>29,410,922,984</b> <b>47,695,919,486</b>
1. 특정감염성 및 기생충성 질환 (A00 - B99)	계(T) 10,417,954 입원(I.P) 425,665 외래(O.P) 10,241,234	27,021,496 3,216,792 23,804,704	219,179,103 5,411,712 213,767,391	2,609,274,513 899,526,602 1,709,747,911	1,935,570,889 735,301,500 1,200,269,390
2. 신생물 (C00 - D48)	계(T) 4,516,920 입원(I.P) 686,492 외래(O.P) 4,461,080	34,471,834 13,662,866 20,808,968	401,105,569 25,270,840 375,834,729	11,422,350,462 6,016,865,864 5,405,484,598	9,970,066,666 5,257,105,806 4,712,960,860
3. 혈액 및 조혈기관의 질환과 면역기전을 침범한 특정 장애(D50 - D89)	계(T) 667,916 입원(I.P) 26,513 외래(O.P) 655,928	1,760,914 219,772 1,541,142	34,638,132 472,935 34,165,197	516,882,231 117,888,305 398,993,926	426,480,211 99,687,998 326,792,214
4. 내분비, 영양 및 대사질환 (E00 - E90)	계(T) 8,593,653 입원(I.P) 165,281 외래(O.P) 8,549,081	44,739,914 1,923,750 42,816,164	1,712,069,063 3,828,505 1,708,240,558	5,481,233,377 438,201,552 5,043,031,825	3,778,597,837 340,421,710 3,438,176,126
5. 정신 및 행동장애 (F00 - F99)	계(T) 3,850,157 입원(I.P) 211,230 외래(O.P) 3,735,702	54,869,455 28,668,581 26,200,874	653,333,796 30,177,479 623,156,317	4,907,638,231 2,563,217,830 2,344,420,401	3,670,960,704 1,953,823,344 1,717,137,361
6. 신경계의 질환 (G00 - G99)	계(T) 3,643,439 입원(I.P) 302,332 외래(O.P) 3,530,267	26,645,173 14,211,460 12,433,713	340,796,578 16,830,766 323,965,812	3,474,668,604 2,154,426,349 1,320,242,255	2,615,651,766 1,702,618,884 913,032,881
7. 눈 및 눈부속기의 질환 (H00 - H59)	계(T) 14,646,833 입원(I.P) 512,578 외래(O.P) 14,630,775	38,292,919 948,817 37,344,102	223,259,898 1,796,564 221,463,334	4,136,730,653 970,857,076 3,165,873,577	2,959,033,823 776,556,011 2,182,477,813
8. 귀 및 유양돌기의 질환 (H60 - H95)	계(T) 5,455,834 입원(I.P) 91,748 외래(O.P) 5,432,430	14,899,695 357,806 14,541,889	93,582,170 1,001,874 92,580,296	938,692,104 157,963,451 780,728,653	641,552,273 112,139,104 529,413,169
9. 순환기계 질환 (I00 - I99)	계(T) 10,631,218 입원(I.P) 732,601 외래(O.P) 10,519,420	78,687,698 15,258,437 63,429,261	2,769,486,709 24,075,026 2,745,411,683	12,709,424,774 5,473,765,387 7,235,659,388	9,573,025,053 4,594,261,670 4,978,763,383
10. 호흡기계 질환 (J00 - J99)	계(T) 28,040,622 입원(I.P) 621,248 외래(O.P) 27,943,149	125,842,183 6,210,727 119,631,456	741,255,381 10,095,290 731,160,091	6,700,558,991 1,865,679,460 4,834,879,531	5,089,836,036 1,497,136,684 3,592,699,352
11. 소화기계 질환 (K00 - K93)	계(T) 30,924,552 입원(I.P) 695,525 외래(O.P) 30,851,768	119,752,927 4,556,166 115,196,761	702,149,730 10,376,540 691,773,190	11,344,228,996 2,349,219,991 8,995,009,006	8,018,845,473 1,806,960,239 6,211,885,233
12. 피부 및 피하조직의 질환 (L00 - L99)	계(T) 13,819,205 입원(I.P) 71,773 외래(O.P) 13,800,118	39,988,775 831,384 39,157,391	265,840,946 1,295,328 264,545,618	1,897,491,345 160,952,899 1,736,538,446	1,368,016,396 123,477,797 1,244,538,599
13. 근골격계 및 결합조직의 질환 (M00 - M99)	계(T) 18,419,279 입원(I.P) 950,427 외래(O.P) 18,357,252	136,625,785 10,501,363 126,124,422	1,129,540,798 23,479,370 1,106,061,428	10,771,282,058 3,158,805,327 7,612,476,731	7,721,372,961 2,375,064,765 5,346,308,195
14. 비뇨생식기계 질환 (N00 - N99)	계(T) 9,951,853 입원(I.P) 455,514 외래(O.P) 9,888,501	45,008,125 4,303,756 40,704,369	668,567,431 7,521,568 661,045,863	6,631,208,797 1,476,714,621 5,154,494,176	4,993,063,143 1,183,725,888 3,809,337,256
15. 임신, 출산 및 산욕 (O00 - O99)	계(T) 369,556 입원(I.P) 260,743 외래(O.P) 266,525	2,462,274 1,567,494 894,780	6,044,248 2,526,676 3,517,572	796,460,056 701,823,797 94,636,259	700,170,175 629,514,351 70,655,824
16. 주산기에 기원한 특정병태 (P00 - P96)	계(T) 120,767 입원(I.P) 38,886 외래(O.P) 107,652	772,256 511,276 260,980	1,103,584 598,371 505,213	410,757,434 393,472,103 17,285,331	406,142,638 390,319,496 15,823,142
17. 선천성기형, 변형 및 염색체 이상 (Q00 - Q99)	계(T) 364,625 입원(I.P) 33,940 외래(O.P) 360,235	1,359,430 287,346 1,072,084	15,194,279 587,564 14,606,715	419,637,554 276,593,136 143,044,418	357,565,177 253,645,107 103,920,070
18. 달리 분류되지 않은 증상, 징후와 임상 및 검사상의 이상 소견(R00 - R99)	계(T) 10,598,101 입원(I.P) 636,406 외래(O.P) 10,323,796	24,827,379 2,155,163 22,672,216	252,003,231 4,702,541 247,300,690	2,770,280,218 727,198,430 2,043,081,788	1,758,363,653 556,082,852 1,202,280,801
19. 손상, 중독 및 외인에 의한 특정 기타 결과(S00 - T98)	계(T) 14,736,766 입원(I.P) 1,012,071 외래(O.P) 14,573,184	63,076,044 12,742,716 50,333,328	229,200,171 21,776,112 207,424,059	6,009,774,848 3,456,788,168 2,552,986,680	4,314,565,870 2,630,354,914 1,684,210,955
21. 건강상태 및 보건서비스 접촉에 영향을 주는 요인(Z00 - Z99)	계(T) 14,464,919 입원(I.P) 902,965 외래(O.P) 13,874,915	37,138,632 6,513,908 30,624,724	125,844,567 10,867,720 114,976,847	3,708,967,866 1,173,545,065 2,535,422,801	2,918,696,142 1,044,460,169 1,874,235,973
22. 특수목적코드(U00 - U99)	계(T) 24,031,590 입원(I.P) 687,876 외래(O.P) 23,658,889	62,203,539 5,942,169 56,261,370	204,561,927 7,586,105 196,975,822	4,816,880,796 1,558,392,665 3,258,488,132	3,758,160,636 1,340,642,810 2,417,517,826
기타 (Others)	계(T) 39,075 입원(I.P) 1,476 외래(O.P) 38,281	209,824 26,338 183,486	79,261,429 32,377 79,229,052	178,379,532 8,213,055 170,166,478	131,104,949 7,621,885 123,483,064

주 : 1) 진료일 기준  
(한약보류 제외, 요양급여일수, 진료비와 급여비는 약국포함)  
2) 진료실인원수 계는 중복제거값임

Note : 1) Based on the Treatment Month (excluding herbal medicine, including pharmacy in Treatment Days, Treatment Amount and Benefit Amount)  
2) The total number of patients in the treatment room is calculated by removing duplicates

제VI-2표  
Table VI-2

298 질병분류별  
Benefits by Classification of 298

구 분 Division			총 계 G.T					0 세	
			진료실인원수 Patients	입내원일수 Visits	요양급여일수 Reimbursed Days	진료비 Medical Expense	급여비 Benefit	진료실인원수 Patients	입내원일수 Visits
총계 Total	계	T	49,078,863	980,656,271	10,868,018,740	102,652,803,439	77,106,842,470	252,862	4,268,750
	입원	I.P	7,074,294	134,618,087	210,311,263	36,100,111,129	29,410,922,984	244,879	1,882,032
	외래	O.P	48,886,661	846,038,184	10,657,707,477	66,552,692,310	47,695,919,486	229,577	2,386,718
001	계	S.T	68	120	241,701	630,460	464,487	-	-
	입원	I.P	5	43	70	17,562	14,022	-	-
	외래	O.P	65	77	241,631	612,898	450,465	-	-
002	계	S.T	181	713	2,879	172,691	141,483	1	5
	입원	I.P	50	531	839	162,785	134,979	1	5
	외래	O.P	145	182	2,040	9,906	6,504	-	-
003	계	S.T	90	418	1,557	116,191	92,808	-	-
	입원	I.P	42	327	603	109,039	88,354	-	-
	외래	O.P	61	91	954	7,152	4,455	-	-
004	계	S.T	3,252	5,838	42,705	387,233	284,090	3	10
	입원	I.P	61	428	755	142,070	107,961	-	-
	외래	O.P	3,205	5,410	41,950	245,163	176,129	3	10
005	계	S.T	4,013,072	7,202,338	35,415,466	517,448,125	376,530,945	42,431	86,291
	입원	I.P	221,907	907,093	1,967,937	232,458,415	181,550,436	1,793	6,060
	외래	O.P	3,895,985	6,295,245	33,447,529	284,989,710	194,980,509	41,799	80,231
006	계	S.T	873,075	1,512,190	7,087,799	133,425,490	104,495,190	5,999	12,876
	입원	I.P	53,266	327,229	597,512	85,889,309	70,848,372	1,027	5,242
	외래	O.P	835,526	1,184,961	6,490,287	47,536,181	33,646,817	5,259	7,634
007	계	S.T	30,113	374,416	3,466,491	106,869,722	102,641,343	5	6
	입원	I.P	8,894	202,222	309,006	74,942,795	71,604,868	-	-
	외래	O.P	28,025	172,194	3,157,485	31,926,927	31,036,475	5	6
008	계	S.T	6,067	73,185	733,461	20,494,390	18,837,843	4	6
	입원	I.P	1,469	40,430	63,193	16,199,226	14,927,917	-	-
	외래	O.P	5,633	32,755	670,268	4,295,165	3,909,926	4	6
009	계	S.T	28	46	161	2,717	1,817	-	-
	입원	I.P	1	4	4	62	50	-	-
	외래	O.P	27	42	157	2,654	1,767	-	-
010	계	S.T	13	148	537	37,443	25,981	-	-
	입원	I.P	5	110	174	33,715	24,389	-	-
	외래	O.P	12	38	363	3,728	1,593	-	-
011	계	S.T	137	1,504	3,696	98,360	70,126	-	-
	입원	I.P	19	1,301	1,635	87,841	62,888	-	-
	외래	O.P	123	203	2,061	10,519	7,239	-	-
012	계	S.T	1	7	51	6,470	6,441	1	7
	입원	I.P	1	7	7	6,400	6,392	1	7
	외래	O.P	-	-	44	70	49	-	-
013	계	S.T	376	1,261	5,362	656,342	500,580	-	-
	입원	I.P	26	836	1,116	625,758	480,264	-	-
	외래	O.P	362	425	4,246	30,584	20,317	-	-
014	계	S.T	-	-	-	-	-	-	-
	입원	I.P	-	-	-	-	-	-	-
	외래	O.P	-	-	-	-	-	-	-
015	계	S.T	23	83	221	22,258	18,657	3	13
	입원	I.P	9	65	102	21,404	18,130	2	10
	외래	O.P	15	18	119	854	527	2	3
016	계	S.T	11	20	323	4,932	3,797	-	-
	입원	I.P	1	8	18	3,780	2,948	-	-
	외래	O.P	10	12	305	1,152	850	-	-
017	계	S.T	55,393	1,037,636	1,338,794	282,261,767	228,189,878	1,362	5,980
	입원	I.P	50,265	1,023,113	1,141,736	280,585,962	227,097,727	837	4,977
	외래	O.P	7,141	14,523	197,058	1,675,805	1,092,151	782	1,003
018	계	S.T	150,369	428,457	3,983,360	56,673,471	39,312,984	430	1,333
	입원	I.P	5,626	79,285	133,160	27,783,943	21,953,739	105	511
	외래	O.P	147,354	349,172	3,850,200	28,889,528	17,359,245	362	822
019	계	S.T	132	493	1,760	199,796	192,995	35	286
	입원	I.P	18	231	275	183,693	182,021	14	191
	외래	O.P	127	262	1,485	16,103	10,974	32	95
020	계	S.T	5,750	12,780	43,411	1,168,730	762,536	-	-
	입원	I.P	220	559	1,599	174,808	130,872	-	-
	외래	O.P	5,714	12,221	41,812	993,922	631,664	-	-

주 : 1) 진료일 기준 (한의원류 제외, 요양급여일수, 진료비와 급여비는 약국포함) 2) 진료실인원수 계는 중복제거값임

# 연령별 진료현황(총계)

Disease Categories by Age(Total) <Cont'd>

(단위 : 명, 일, 천원)

Unit : Person, Day, KRW 1,000

0 Age			1 ~ 4 세				
요양급여일수 Reimbursed Days	진료비 Medical Expense	급여비 Benefit	진료실인원수 Patients	입내원일수 Visits	요양급여일수 Reimbursed Days	진료비 Medica Expense	급여비 Benefit
10,292,358	744,433,503	721,585,065	1,177,681	38,124,439	160,591,796	1,835,623,744	1,537,992,506
2,206,237	650,861,905	638,514,515	292,848	2,107,210	3,860,913	560,360,910	510,630,786
8,086,121	93,571,599	83,070,550	1,177,489	36,017,229	156,730,883	1,275,262,834	1,027,361,720
10	56	46	7	7	698	1,814	1,572
-	-	-	-	-	-	-	-
10	56	46	7	7	698	1,814	1,572
9	1,232	1,164	1	9	20	1,886	1,728
9	1,232	1,164	1	9	12	1,857	1,706
-	-	-	-	-	8	29	22
-	-	-	10	21	54	2,971	2,529
-	-	-	1	9	13	1,850	1,700
-	-	-	9	12	41	1,120	829
72	305	268	234	627	4,018	19,562	15,855
-	-	-	-	-	-	-	-
72	305	268	234	627	4,018	19,562	15,855
392,412	4,119,246	3,726,153	513,559	1,244,619	5,473,193	60,333,058	49,999,900
11,719	1,454,819	1,346,766	32,549	103,097	211,112	19,976,345	17,984,941
380,693	2,664,427	2,379,387	504,699	1,141,522	5,262,081	40,356,713	32,014,958
42,342	1,718,459	1,597,168	92,028	214,274	729,716	23,839,833	20,963,667
9,167	1,437,896	1,347,108	18,090	87,249	156,226	19,073,677	17,222,953
33,175	280,563	250,059	79,630	127,025	573,490	4,766,155	3,740,714
67	229	200	10	17	153	2,003	1,874
-	-	-	1	4	14	1,209	1,184
67	229	200	10	13	139	794	690
13	563	477	17	121	1,547	13,596	12,511
-	-	-	5	59	239	8,937	8,361
13	563	477	15	62	1,308	4,659	4,151
-	-	-	2	2	18	136	113
-	-	-	-	-	-	-	-
-	-	-	2	2	18	136	113
-	-	-	-	-	-	-	-
-	-	-	-	-	-	-	-
-	-	-	-	-	-	-	-
-	-	-	-	-	-	-	-
-	-	-	-	-	-	-	-
-	-	-	-	-	-	-	-
-	-	-	-	-	-	-	-
-	-	-	-	-	-	-	-
7	6,400	6,392	-	-	-	-	-
7	6,400	6,392	-	-	-	-	-
-	-	-	-	-	-	-	-
-	-	-	-	-	-	-	-
-	-	-	-	-	-	-	-
-	-	-	-	-	-	-	-
-	-	-	-	-	-	-	-
-	-	-	-	-	-	-	-
-	-	-	-	-	-	-	-
-	-	-	-	-	-	-	-
-	-	-	-	-	-	-	-
28	3,931	3,656	5	18	39	4,466	4,143
18	3,749	3,505	4	17	31	4,421	4,110
10	181	151	1	1	8	45	33
-	-	-	-	-	7	18	14
-	-	-	-	-	-	-	-
-	-	-	-	-	7	18	14
12,364	2,004,291	1,855,646	1,872	5,184	15,789	1,363,977	1,215,618
8,834	1,948,255	1,808,007	423	3,087	5,942	1,245,248	1,118,990
3,530	56,036	47,639	1,551	2,097	9,847	118,728	96,628
3,824	163,760	151,342	7,794	24,657	90,492	1,347,625	1,147,437
914	134,128	125,254	767	3,660	6,605	705,408	633,807
2,910	29,633	26,088	7,316	20,997	83,887	642,217	513,630
305	140,029	138,488	19	72	81	47,818	46,773
203	135,276	134,600	1	35	35	46,075	45,377
102	4,753	3,888	19	37	46	1,742	1,396
-	-	-	1	1	4	199	132
-	-	-	-	-	-	-	-
-	-	-	1	1	4	199	132

Note : Based on the Treatment Month (excluding herbal medicine, including pharmacy in Treatment Days Treatment Amount and Benefit Amount)

제VI-2표  
Table VI-2

298 질병분류별  
Benefits by Classification of 298

구 분 Division			5 ~ 9세				10세 ~		
			진료실인원수 Patients	입내원일수 Visits	요양급여일수 Reimbursed Days	진료비 Medical Expense	급여비 Benefit	진료실인원수 Patients	입내원일수 Visits
총계 Total	계	T	2,049,715	38,073,067	154,534,090	1,981,207,578	1,480,135,968	2,252,943	28,119,173
	입원	I.P	165,170	964,784	1,848,771	284,694,210	257,761,112	128,751	846,789
	외래	O.P	2,049,589	37,108,283	152,685,319	1,696,513,368	1,222,374,856	2,252,672	27,272,384
001	계	S.T	3	3	766	3,033	2,212	4	9
	입원	I.P	-	-	-	-	-	1	5
	외래	O.P	3	3	766	3,033	2,212	4	4
002	계	S.T	11	87	158	22,727	20,770	12	68
	입원	I.P	10	81	123	22,509	20,633	6	56
	외래	O.P	4	6	35	219	137	9	12
003	계	S.T	3	18	59	2,696	2,126	9	60
	입원	I.P	2	10	15	2,283	1,895	5	51
	외래	O.P	3	8	44	414	231	6	9
004	계	S.T	201	423	2,792	14,793	11,090	107	137
	입원	I.P	-	-	-	-	-	-	-
	외래	O.P	201	423	2,792	14,793	11,090	107	137
005	계	S.T	459,932	851,728	3,620,915	40,488,682	31,048,322	293,106	491,349
	입원	I.P	18,712	62,966	124,689	12,208,637	10,878,216	11,042	43,255
	외래	O.P	453,093	788,762	3,496,226	28,280,045	20,170,105	288,085	448,094
006	계	S.T	70,727	127,663	472,741	10,873,464	9,121,045	52,124	87,123
	입원	I.P	7,349	35,214	63,603	7,599,962	6,798,614	3,336	17,971
	외래	O.P	65,456	92,449	409,138	3,273,502	2,322,430	49,748	69,152
007	계	S.T	7	16	286	1,227	1,131	35	221
	입원	I.P	-	-	-	-	-	5	106
	외래	O.P	7	16	286	1,227	1,131	34	115
008	계	S.T	14	29	101	2,838	1,542	16	80
	입원	I.P	-	-	-	-	-	2	24
	외래	O.P	14	29	101	2,838	1,542	15	56
009	계	S.T	-	-	4	11	8	1	1
	입원	I.P	-	-	-	-	-	-	-
	외래	O.P	-	-	4	11	8	1	1
010	계	S.T	-	-	-	-	-	-	-
	입원	I.P	-	-	-	-	-	-	-
	외래	O.P	-	-	-	-	-	-	-
011	계	S.T	-	-	-	-	-	1	1
	입원	I.P	-	-	-	-	-	-	-
	외래	O.P	-	-	-	-	-	1	1
012	계	S.T	-	-	-	-	-	-	-
	입원	I.P	-	-	-	-	-	-	-
	외래	O.P	-	-	-	-	-	-	-
013	계	S.T	5	5	11	299	210	9	9
	입원	I.P	-	-	-	-	-	-	-
	외래	O.P	5	5	11	299	210	9	9
014	계	S.T	-	-	-	-	-	-	-
	입원	I.P	-	-	-	-	-	-	-
	외래	O.P	-	-	-	-	-	-	-
015	계	S.T	1	1	13	64	43	2	4
	입원	I.P	-	-	-	-	-	1	2
	외래	O.P	1	1	13	64	43	1	2
016	계	S.T	-	-	8	25	17	-	-
	입원	I.P	-	-	-	-	-	-	-
	외래	O.P	-	-	8	25	17	-	-
017	계	S.T	448	1,299	4,107	311,905	273,449	196	929
	입원	I.P	72	615	1,267	265,478	239,545	59	709
	외래	O.P	391	684	2,840	46,427	33,904	149	220
018	계	S.T	6,241	15,167	59,698	756,420	597,589	3,888	7,680
	입원	I.P	315	1,461	2,716	306,321	270,175	177	1,037
	외래	O.P	6,025	13,706	56,982	450,099	327,414	3,770	6,643
019	계	S.T	-	-	3	12	8	1	6
	입원	I.P	-	-	-	-	-	1	5
	외래	O.P	-	-	3	12	8	1	1
020	계	S.T	2	4	10	215	152	4	9
	입원	I.P	-	-	-	-	-	1	2
	외래	O.P	2	4	10	215	152	4	7

주 : 1) 진료일 기준 (한의분류 제외, 요양급여일수, 진료비와 급여비는 약국포함) 2) 진료실인원수 계는 중복제거값임

# 연령별 진료현황(총계) <계속>

Disease Categories by Age(Total) <Cont'd>

(단위 : 명, 일, 천원)

Unit : Person, Day, KRW 1,000

14 세			15 ~ 19 세				
요양급여일수 Reimbursed Days	진료비 Medical Expense	급여비 Benefit	진료실인원수 Patients	입내원일수 Visits	요양급여일수 Reimbursed Days	진료비 Medica Expense	급여비 Benefit
115,726,365	1,754,312,682	1,277,455,590	2,203,958	25,877,705	120,512,780	1,641,755,037	1,210,813,163
1,650,008	281,708,911	252,238,357	154,489	1,144,786	2,241,204	376,636,449	306,035,498
114,076,357	1,472,603,772	1,025,217,233	2,203,213	24,732,919	118,271,576	1,265,118,589	904,777,665
1,683	14,739	10,891	3	3	1,471	3,022	2,186
12	2,680	2,277	-	-	-	-	-
1,671	12,059	8,613	3	3	1,471	3,022	2,186
158	17,085	15,453	9	34	66	8,379	7,735
81	16,695	15,235	2	25	35	8,098	7,536
77	390	218	7	9	31	282	199
118	13,570	12,281	8	49	108	13,154	10,973
90	13,005	11,941	5	42	72	12,935	10,839
28	565	340	5	7	36	219	134
752	5,043	3,474	147	217	1,007	11,250	8,452
-	-	-	4	16	25	4,204	3,410
752	5,043	3,474	143	201	982	7,046	5,042
1,942,857	24,860,133	18,455,483	309,126	565,439	1,947,385	27,769,595	19,700,386
83,338	8,840,902	7,770,241	11,383	43,969	90,683	10,274,218	8,077,946
1,859,519	16,019,231	10,685,242	303,633	521,470	1,856,702	17,495,377	11,622,440
322,893	6,258,147	5,100,040	67,822	112,171	387,055	5,632,787	4,196,371
32,112	3,991,540	3,548,292	2,074	10,644	20,741	2,620,827	2,111,843
290,781	2,266,608	1,551,749	66,381	101,527	366,314	3,011,960	2,084,528
2,177	58,463	52,443	228	1,515	22,243	350,522	339,494
215	45,903	41,315	33	287	778	134,349	129,829
1,962	12,560	11,129	227	1,228	21,465	216,173	209,665
568	16,863	14,986	40	242	3,182	41,777	38,718
128	12,651	12,094	5	66	165	23,852	22,601
440	4,212	2,893	40	176	3,017	17,925	16,116
8	71	63	-	-	12	50	35
-	-	-	-	-	-	-	-
8	71	63	-	-	12	50	35
-	-	-	-	-	-	-	-
-	-	-	-	-	-	-	-
-	-	-	-	-	-	-	-
7	38	27	2	2	8	50	41
-	-	-	-	-	-	-	-
7	38	27	2	2	8	50	41
-	-	-	-	-	-	-	-
-	-	-	-	-	-	-	-
-	-	-	-	-	-	-	-
43	601	430	14	16	54	755	532
-	-	-	-	-	-	-	-
43	601	430	14	16	54	755	532
-	-	-	-	-	-	-	-
-	-	-	-	-	-	-	-
-	-	-	-	-	-	-	-
11	611	513	-	-	-	-	-
9	554	504	-	-	-	-	-
2	57	9	-	-	-	-	-
-	-	-	1	2	5	349	244
-	-	-	-	-	-	-	-
-	-	-	1	2	5	349	244
2,716	432,259	390,577	125	1,231	3,840	586,587	486,927
1,302	403,501	368,940	46	1,028	1,670	566,646	472,947
1,414	28,758	21,637	86	203	2,170	19,941	13,980
33,650	489,489	384,563	3,860	6,784	34,543	395,585	283,117
1,698	240,907	214,328	74	403	723	83,408	67,533
31,952	248,582	170,235	3,804	6,381	33,820	312,177	215,583
15	1,971	1,709	3	3	6	365	187
14	1,886	1,681	-	-	-	-	-
1	85	28	3	3	6	365	187
21	935	655	107	229	676	19,629	11,987
3	271	253	7	13	58	4,421	3,333
18	664	402	107	216	618	15,208	8,654

Note : Based on the Treatment Month (excluding herbal medicine, including pharmacy in Treatment Days Treatment Amount and Benefit Amount)

제VI-2표  
Table VI-2

298 질병분류별  
Benefits by Classification of 298

구 분 Division			20 ~ 24 세					25 세 ~	
			진료실인원수 Patients	입내원일수 Visits	요양급여일수 Reimbursed Days	진료비 Medical Expense	급여비 Benefit	진료실인원수 Patients	입내원일수 Visits
총계 Total	계	T	2,762,401	27,569,553	148,326,169	2,104,774,951	1,520,105,377	3,375,484	36,778,504
	입원	I.P	225,191	1,611,770	3,041,007	499,275,254	388,396,882	295,357	1,981,828
	외래	O.P	2,758,422	25,957,783	145,285,162	1,605,499,697	1,131,708,494	3,373,001	34,796,676
001	계	S.T	1	1	1,747	5,374	3,985	3	3
	입원	I.P	-	-	-	-	-	-	-
	외래	O.P	1	1	1,747	5,374	3,985	3	3
002	계	S.T	10	13	29	427	299	13	46
	입원	I.P	-	-	-	-	-	3	36
	외래	O.P	10	13	29	427	299	10	10
003	계	S.T	4	18	59	4,502	3,712	5	19
	입원	I.P	1	14	19	3,950	3,328	3	13
	외래	O.P	3	4	40	552	384	3	6
004	계	S.T	157	216	1,096	13,990	10,285	251	318
	입원	I.P	6	25	46	7,367	5,550	6	16
	외래	O.P	152	191	1,050	6,624	4,735	245	302
005	계	S.T	214,139	318,646	1,207,137	25,176,167	17,192,980	271,028	389,837
	입원	I.P	13,086	40,738	94,467	11,565,061	8,649,273	15,536	43,728
	외래	O.P	206,363	277,908	1,112,670	13,611,107	8,543,707	261,834	346,109
006	계	S.T	51,219	70,502	273,360	4,804,267	3,457,288	65,898	87,010
	입원	I.P	1,812	8,209	17,620	2,393,468	1,823,501	1,881	8,024
	외래	O.P	49,931	62,293	255,740	2,410,799	1,633,787	64,530	78,986
007	계	S.T	441	3,712	48,189	971,203	945,906	877	7,077
	입원	I.P	64	988	1,815	411,969	396,345	129	1,600
	외래	O.P	437	2,724	46,374	559,234	549,561	871	5,477
008	계	S.T	148	1,557	16,544	493,873	461,363	291	3,039
	입원	I.P	33	759	1,153	367,574	342,543	56	1,005
	외래	O.P	142	798	15,391	126,298	118,821	281	2,034
009	계	S.T	1	1	9	76	54	4	5
	입원	I.P	-	-	-	-	-	-	-
	외래	O.P	1	1	9	76	54	4	5
010	계	S.T	-	-	3	11	7	2	28
	입원	I.P	-	-	-	-	-	1	18
	외래	O.P	-	-	3	11	7	2	10
011	계	S.T	1	2	19	80	57	3	11
	입원	I.P	-	-	-	-	-	-	-
	외래	O.P	1	2	19	80	57	3	11
012	계	S.T	-	-	-	-	-	-	-
	입원	I.P	-	-	-	-	-	-	-
	외래	O.P	-	-	-	-	-	-	-
013	계	S.T	17	23	91	1,177	820	29	29
	입원	I.P	-	-	-	-	-	-	-
	외래	O.P	17	23	91	1,177	820	29	29
014	계	S.T	-	-	-	-	-	-	-
	입원	I.P	-	-	-	-	-	-	-
	외래	O.P	-	-	-	-	-	-	-
015	계	S.T	-	-	-	-	-	1	1
	입원	I.P	-	-	-	-	-	-	-
	외래	O.P	-	-	-	-	-	1	1
016	계	S.T	-	-	-	-	-	-	-
	입원	I.P	-	-	-	-	-	-	-
	외래	O.P	-	-	-	-	-	-	-
017	계	S.T	112	894	1,678	296,116	230,649	143	1,633
	입원	I.P	46	685	944	280,033	220,259	80	1,511
	외래	O.P	77	209	734	16,083	10,390	74	122
018	계	S.T	9,881	15,784	86,768	1,160,389	818,833	15,120	24,064
	입원	I.P	48	581	926	205,093	168,471	57	633
	외래	O.P	9,849	15,203	85,842	955,297	650,362	15,087	23,431
019	계	S.T	4	11	39	732	470	4	9
	입원	I.P	-	-	-	-	-	-	-
	외래	O.P	4	11	39	732	470	4	9
020	계	S.T	727	1,600	4,893	141,596	89,038	1,250	2,925
	입원	I.P	22	51	162	16,235	11,474	48	138
	외래	O.P	724	1,549	4,731	125,361	77,564	1,244	2,787

주 : 1) 진료일 기준 (한의분류 제외, 요양급여일수, 진료비와 급여비는 약국포함) 2) 진료실인원수 계는 중복제거값임

# 연령별 진료현황(총계) <계속>

Disease Categories by Age(Total) <Cont'd>

(단위 : 명, 일, 천원)

Unit : Person, Day, KRW 1,000

29 세			30 ~ 34 세				
요양급여일수 Reimbursed Days	진료비 Medical Expense	급여비 Benefit	진료실인원수 Patients	입내원일수 Visits	요양급여일수 Reimbursed Days	진료비 Medical Expense	급여비 Benefit
209,583,117	2,975,809,195	2,167,075,233	3,245,526	40,784,122	249,939,780	3,674,263,498	2,722,884,595
3,824,293	687,440,989	545,710,201	378,237	2,593,317	4,900,610	975,239,320	797,921,115
205,758,824	2,288,368,205	1,621,365,032	3,243,460	38,190,805	245,039,170	2,699,024,178	1,924,963,480
2,505	8,089	5,781	2	2	3,377	8,780	6,373
-	-	-	-	-	-	-	-
2,505	8,089	5,781	2	2	3,377	8,780	6,373
131	13,485	10,009	17	61	152	13,616	10,932
43	13,043	9,694	4	40	59	12,701	10,346
88	442	315	14	21	93	914	586
85	6,055	4,727	2	2	13	211	91
27	5,394	4,341	-	-	-	-	-
58	661	385	2	2	13	211	91
1,856	15,312	10,794	207	286	1,682	16,296	10,851
33	4,573	3,444	5	18	34	5,274	3,836
1,823	10,739	7,350	203	268	1,648	11,022	7,015
1,575,775	30,391,962	20,670,593	254,229	362,096	1,567,501	26,500,298	17,978,492
106,587	12,695,608	9,503,922	12,219	32,956	82,326	9,671,144	7,220,972
1,469,188	17,696,355	11,166,671	246,863	329,140	1,485,175	16,829,154	10,757,520
366,812	5,690,357	4,054,796	59,489	78,039	359,919	4,746,734	3,366,952
17,496	2,396,879	1,823,199	1,414	5,608	12,617	1,629,048	1,244,448
349,316	3,293,478	2,231,597	58,455	72,431	347,302	3,117,687	2,122,503
97,760	2,161,074	2,110,675	977	9,017	120,030	2,605,825	2,550,697
3,123	857,858	829,492	169	2,497	4,289	1,097,056	1,062,991
94,637	1,303,216	1,281,183	966	6,520	115,741	1,508,769	1,487,706
34,666	701,739	640,122	354	3,403	41,958	977,345	910,236
1,580	452,449	408,896	59	1,211	2,160	622,867	576,848
33,086	249,290	231,226	346	2,192	39,798	354,478	333,389
11	290	258	2	2	9	78	67
-	-	-	-	-	-	-	-
11	290	258	2	2	9	78	67
78	9,450	6,626	1	1	6	94	34
25	8,548	6,276	-	-	-	-	-
53	902	350	1	1	6	94	34
159	895	627	6	383	754	28,732	20,539
-	-	-	2	370	423	28,100	20,096
159	895	627	6	13	331	632	444
-	-	-	-	-	-	-	-
-	-	-	-	-	-	-	-
-	-	-	-	-	-	-	-
134	1,743	1,202	40	48	208	2,607	1,785
-	-	-	-	-	-	-	-
134	1,743	1,202	40	48	208	2,607	1,785
-	-	-	-	-	-	-	-
-	-	-	-	-	-	-	-
-	-	-	-	-	-	-	-
1	21	15	-	-	3	10	7
-	-	-	-	-	-	-	-
1	21	15	-	-	3	10	7
5	19	13	-	-	14	14	10
-	-	-	-	-	-	-	-
5	19	13	-	-	14	14	10
3,426	617,591	509,475	156	2,054	3,321	903,780	731,397
1,959	604,053	500,471	86	1,853	2,196	889,232	722,484
1,467	13,538	9,004	80	201	1,125	14,548	8,913
127,733	1,799,192	1,263,547	14,566	23,031	119,128	1,693,916	1,173,794
1,091	283,551	236,360	63	818	1,313	261,388	202,259
126,642	1,515,641	1,027,187	14,523	22,213	117,815	1,432,528	971,535
28	556	292	12	27	58	1,775	969
-	-	-	-	-	-	-	-
28	556	292	12	27	58	1,775	969
8,466	261,835	170,640	1,092	2,382	7,155	216,174	141,784
350	41,272	30,654	37	93	242	30,399	22,854
8,116	220,563	139,987	1,085	2,289	6,913	185,775	118,929

Note : Based on the Treatment Month (excluding herbal medicine, including pharmacy in Treatment Days Treatment Amount and Benefit Amount)

제VI-2표  
Table VI-2

298 질병분류별  
Benefits by Classification of 298

구 분 Division			35 ~ 39 세				40 세 ~		
			진료실인원수 Patients	입내원일수 Visits	요양급여일수 Reimbursed Days	진료비 Medical Expense	급여비 Benefit	진료실인원수 Patients	입내원일수 Visits
총계 Total	계	T	3,197,621	42,288,110	311,692,535	3,923,983,472	2,891,781,509	3,808,425	51,884,964
	입원	I.P	359,395	2,700,563	5,270,288	1,027,866,566	834,519,349	392,435	3,349,592
	외래	O.P	3,195,456	39,587,547	306,422,247	2,896,116,907	2,057,262,160	3,805,539	48,535,372
001	계	S.T	5	10	4,176	14,648	10,681	1	1
	입원	I.P	1	5	18	2,195	1,537	-	-
	외래	O.P	5	5	4,158	12,453	9,145	1	1
002	계	S.T	6	37	148	7,702	6,001	9	12
	입원	I.P	2	33	61	7,315	5,723	-	-
	외래	O.P	4	4	87	387	278	9	12
003	계	S.T	4	9	29	144	123	3	4
	입원	I.P	1	6	20	84	80	-	-
	외래	O.P	3	3	9	60	43	3	4
004	계	S.T	200	290	2,005	12,611	8,619	151	265
	입원	I.P	2	2	6	440	360	4	19
	외래	O.P	198	288	1,999	12,171	8,259	148	246
005	계	S.T	225,929	323,678	1,531,076	22,512,393	15,322,195	226,803	334,521
	입원	I.P	9,048	26,061	64,408	7,499,709	5,585,740	9,499	31,395
	외래	O.P	220,414	297,617	1,466,668	15,012,684	9,736,455	220,858	303,126
006	계	S.T	51,253	68,677	341,149	4,226,372	3,010,424	49,315	68,958
	입원	I.P	1,204	5,238	11,528	1,455,204	1,116,234	1,126	5,652
	외래	O.P	50,347	63,439	329,621	2,771,168	1,894,190	48,475	63,306
007	계	S.T	979	8,355	108,257	2,363,741	2,305,780	1,245	10,968
	입원	I.P	146	2,371	3,951	1,002,556	968,498	220	3,303
	외래	O.P	963	5,984	104,306	1,361,185	1,337,282	1,224	7,665
008	계	S.T	336	2,985	39,730	883,312	827,827	419	3,837
	입원	I.P	56	909	1,578	501,644	463,936	64	1,401
	외래	O.P	325	2,076	38,152	381,668	363,891	403	2,436
009	계	S.T	5	8	14	283	208	2	3
	입원	I.P	1	4	4	62	50	-	-
	외래	O.P	4	4	10	220	158	2	3
010	계	S.T	1	2	2	40	20	1	5
	입원	I.P	-	-	-	-	-	-	-
	외래	O.P	1	2	2	40	20	1	5
011	계	S.T	6	33	254	3,203	2,229	2	2
	입원	I.P	1	11	12	587	430	-	-
	외래	O.P	6	22	242	2,616	1,799	2	2
012	계	S.T	-	-	-	-	-	-	-
	입원	I.P	-	-	-	-	-	-	-
	외래	O.P	-	-	-	-	-	-	-
013	계	S.T	31	46	200	7,819	5,545	36	129
	입원	I.P	1	10	25	5,733	4,133	4	90
	외래	O.P	31	36	175	2,085	1,412	35	39
014	계	S.T	-	-	-	-	-	-	-
	입원	I.P	-	-	-	-	-	-	-
	외래	O.P	-	-	-	-	-	-	-
015	계	S.T	1	1	3	30	21	2	3
	입원	I.P	-	-	-	-	-	-	-
	외래	O.P	1	1	3	30	21	2	3
016	계	S.T	1	1	1	14	7	-	-
	입원	I.P	-	-	-	-	-	-	-
	외래	O.P	1	1	1	14	7	-	-
017	계	S.T	235	3,260	5,559	1,833,051	1,509,956	357	5,252
	입원	I.P	144	3,061	3,859	1,815,363	1,499,750	265	5,035
	외래	O.P	117	199	1,700	17,689	10,206	119	217
018	계	S.T	11,929	19,612	110,092	1,514,023	1,052,168	11,791	20,268
	입원	I.P	70	781	1,177	284,599	221,514	74	1,087
	외래	O.P	11,882	18,831	108,915	1,229,425	830,654	11,749	19,181
019	계	S.T	3	3	6	156	77	7	15
	입원	I.P	-	-	-	-	-	-	-
	외래	O.P	3	3	6	156	77	7	15
020	계	S.T	680	1,441	4,117	132,070	87,087	504	1,135
	입원	I.P	21	61	163	18,285	14,300	16	31
	외래	O.P	676	1,380	3,954	113,785	72,787	502	1,104

주 : 1) 진료일 기준 (한의분류 제외, 요양급여일수, 진료비와 급여비는 약국포함) 2) 진료실인원수 계는 중복제거값임



# 연령별 진료현황(총계) <계속>

Disease Categories by Age(Total) <Cont'd>

(단위 : 명, 일, 천원)

Unit : Person, Day, KRW 1,000

44 세			45 ~ 49 세				
요양급여일수 Reimbursed Days	진료비 Medical Expense	급여비 Benefit	진료실인원수 Patients	입내원일수 Visits	요양급여일수 Reimbursed Days	진료비 Medical Expense	급여비 Benefit
478,430,654	4,944,274,556	3,612,469,063	3,772,946	55,787,700	628,278,851	5,573,082,919	4,094,804,599
6,788,094	1,260,770,259	1,004,750,699	409,019	4,164,233	8,294,295	1,530,091,502	1,225,603,094
471,642,560	3,683,504,297	2,607,718,364	3,769,502	51,623,467	619,984,556	4,042,991,417	2,869,201,506
8,731	18,647	14,032	8	17	9,889	23,460	17,138
-	-	-	1	4	4	1,830	1,493
8,731	18,647	14,032	7	13	9,885	21,631	15,645
109	542	345	20	34	60	6,056	4,760
-	-	-	2	14	24	5,369	4,293
109	542	345	19	20	36	688	466
65	273	189	2	24	52	5,248	3,910
-	-	-	2	19	28	5,076	3,810
65	273	189	1	5	24	172	100
2,085	14,952	10,539	153	324	2,386	35,930	26,413
45	5,016	3,843	4	60	77	21,129	16,667
2,040	9,937	6,696	149	264	2,309	14,801	9,745
1,732,976	25,045,074	17,144,604	183,620	278,978	1,593,252	22,351,945	15,368,419
76,375	9,007,868	6,705,337	8,759	30,545	76,012	8,790,801	6,550,867
1,656,601	16,037,206	10,439,267	178,091	248,433	1,517,240	13,561,143	8,817,552
367,702	4,392,765	3,137,043	41,991	61,592	351,839	4,110,244	2,934,735
11,596	1,620,321	1,247,953	1,059	6,029	12,153	1,694,519	1,285,542
356,106	2,772,444	1,889,090	41,244	55,563	339,686	2,415,725	1,649,192
139,685	3,059,946	2,973,178	1,527	15,284	176,799	4,480,880	4,346,354
6,095	1,498,785	1,446,051	327	5,358	9,293	2,349,975	2,261,065
133,590	1,561,161	1,527,127	1,485	9,926	167,506	2,130,905	2,085,289
47,907	1,060,697	981,341	418	3,639	51,255	1,026,128	936,729
2,111	746,771	698,395	72	1,341	2,974	696,722	634,438
45,796	313,926	282,945	405	2,298	48,281	329,405	302,292
9	175	117	-	-	14	61	42
-	-	-	-	-	-	-	-
9	175	117	-	-	14	61	42
50	589	227	-	-	-	-	-
-	-	-	-	-	-	-	-
50	589	227	-	-	-	-	-
17	94	52	6	9	22	389	224
-	-	-	-	-	-	-	-
17	94	52	6	9	22	389	224
-	-	-	-	-	-	-	-
-	-	-	-	-	-	-	-
-	-	-	-	-	-	-	-
413	72,973	56,006	31	38	304	7,139	5,395
133	70,793	54,569	1	5	5	4,868	3,816
280	2,180	1,438	30	33	299	2,271	1,579
-	-	-	-	-	-	-	-
-	-	-	-	-	-	-	-
-	-	-	-	-	-	-	-
7	63	37	-	-	10	25	17
-	-	-	-	-	-	-	-
7	63	37	-	-	10	25	17
-	-	-	1	1	36	110	101
-	-	-	-	-	-	-	-
-	-	-	1	1	36	110	101
8,808	2,323,915	1,884,198	515	10,943	17,470	3,883,065	3,186,118
6,484	2,302,470	1,871,589	406	10,469	11,937	3,842,006	3,161,057
2,324	21,445	12,609	149	474	5,533	41,059	25,061
124,321	1,646,958	1,123,000	10,251	20,805	157,620	2,087,406	1,389,758
2,107	337,822	257,940	117	1,527	2,710	579,017	454,330
122,214	1,309,137	865,060	10,204	19,278	154,910	1,508,389	935,428
29	863	509	8	9	46	568	377
-	-	-	1	-	23	158	127
29	863	509	7	9	23	410	250
4,639	127,065	87,413	355	752	3,035	74,710	48,873
104	11,529	8,796	19	50	160	12,236	8,635
4,535	115,535	78,617	352	702	2,875	62,475	40,237

Note : Based on the Treatment Month (excluding herbal medicine, including pharmacy in Treatment Days Treatment Amount and Benefit Amount)

제VI-2표  
Table VI-2

298 질병분류별  
Benefits by Classification of 298

구 분 Division			50 ~ 54 세				55 세 ~		
			진료실인원수 Patients	입내원일수 Visits	요양급여일수 Reimbursed Days	진료비 Medical Expense	급여비 Benefit	진료실인원수 Patients	입내원일수 Visits
총계 Total	계	T	4,248,739	71,630,231	929,349,933	7,497,758,705	5,531,661,926	3,848,833	75,041,852
	입원	I.P	517,852	6,114,379	11,915,647	2,171,200,507	1,757,492,441	546,288	7,482,325
	외래	O.P	4,243,829	65,515,852	917,434,286	5,326,558,198	3,774,169,486	3,843,103	67,559,527
001	계	S.T	5	5	16,202	32,938	23,481	4	9
	입원	I.P	-	-	-	-	-	-	-
	외래	O.P	5	5	16,202	32,938	23,481	4	9
002	계	S.T	16	28	79	3,557	2,823	14	47
	입원	I.P	1	12	15	2,871	2,367	4	35
	외래	O.P	15	16	64	686	456	12	12
003	계	S.T	5	15	38	3,214	2,315	4	35
	입원	I.P	2	10	22	2,825	2,111	4	34
	외래	O.P	4	5	16	388	205	1	1
004	계	S.T	182	313	2,320	25,691	17,550	197	335
	입원	I.P	6	38	67	12,848	9,455	5	29
	외래	O.P	177	275	2,253	12,843	8,095	194	306
005	계	S.T	188,155	295,477	1,821,095	26,300,698	18,110,309	165,842	272,435
	입원	I.P	10,186	39,056	95,192	11,150,153	8,279,010	10,512	44,035
	외래	O.P	181,649	256,421	1,725,903	15,150,545	9,831,298	159,145	228,400
006	계	S.T	44,427	66,713	402,464	4,795,215	3,443,213	40,910	64,517
	입원	I.P	1,257	6,875	14,668	2,150,717	1,637,563	1,374	8,316
	외래	O.P	43,549	59,838	387,796	2,644,498	1,805,650	39,943	56,201
007	계	S.T	2,263	22,497	259,344	6,456,186	6,239,557	2,471	25,802
	입원	I.P	460	8,551	13,885	3,692,529	3,542,409	558	10,835
	외래	O.P	2,195	13,946	245,459	2,763,657	2,697,148	2,381	14,967
008	계	S.T	508	5,537	59,269	1,326,427	1,210,403	520	4,822
	입원	I.P	76	2,630	3,802	1,000,740	920,526	92	1,951
	외래	O.P	487	2,907	55,467	325,687	289,877	499	2,871
009	계	S.T	-	-	-	-	-	3	3
	입원	I.P	-	-	-	-	-	-	-
	외래	O.P	-	-	-	-	-	3	3
010	계	S.T	1	3	50	861	429	2	17
	입원	I.P	-	-	-	-	-	1	14
	외래	O.P	1	3	50	861	429	2	3
011	계	S.T	4	5	120	599	318	4	12
	입원	I.P	-	-	-	-	-	-	-
	외래	O.P	4	5	120	599	318	4	12
012	계	S.T	-	-	-	-	-	-	-
	입원	I.P	-	-	-	-	-	-	-
	외래	O.P	-	-	-	-	-	-	-
013	계	S.T	40	69	359	9,877	7,025	23	34
	입원	I.P	1	24	31	7,200	5,211	1	6
	외래	O.P	40	45	328	2,677	1,814	22	28
014	계	S.T	-	-	-	-	-	-	-
	입원	I.P	-	-	-	-	-	-	-
	외래	O.P	-	-	-	-	-	-	-
015	계	S.T	1	1	6	32	22	2	2
	입원	I.P	-	-	-	-	-	-	-
	외래	O.P	1	1	6	32	22	2	2
016	계	S.T	-	-	68	149	105	1	1
	입원	I.P	-	-	-	-	-	-	-
	외래	O.P	-	-	68	149	105	1	1
017	계	S.T	888	14,929	24,303	6,090,455	5,001,937	1,228	24,281
	입원	I.P	749	14,410	17,120	6,031,359	4,966,847	1,061	23,697
	외래	O.P	193	519	7,183	59,095	35,090	240	584
018	계	S.T	10,983	28,560	266,996	3,443,399	2,295,066	9,080	29,918
	입원	I.P	222	3,641	5,962	1,294,642	1,009,044	276	4,197
	외래	O.P	10,891	24,919	261,034	2,148,757	1,286,022	8,978	25,721
019	계	S.T	3	3	8	428	328	5	10
	입원	I.P	1	-	-	297	236	-	-
	외래	O.P	2	3	8	130	91	5	10
020	계	S.T	296	714	3,078	66,067	43,573	215	503
	입원	I.P	14	38	96	14,226	11,565	11	40
	외래	O.P	294	676	2,982	51,841	32,008	213	463

주 : 1) 진료일 기준 (한의분류 제외, 요양급여일수, 진료비와 급여비는 약국포함) 2) 진료실인원수 계는 중복제거값임

# 연령별 진료현황(총계) <계속>

Disease Categories by Age(Total) <Cont'd>

(단위 : 명, 일, 천원)

Unit : Person, Day, KRW 1,000

59 세			60 ~ 64 세				
요양급여일수 Reimbursed Days	진료비 Medical Expense	급여비 Benefit	진료실인원수 Patients	입내원일수 Visits	요양급여일수 Reimbursed Days	진료비 Medical Expense	급여비 Benefit
1,098,514,376	8,299,745,568	6,148,310,504	4,008,899	95,861,936	1,452,299,531	11,179,989,226	8,285,928,417
14,326,124	2,579,158,375	2,101,195,459	682,939	10,878,857	20,207,064	3,668,431,962	2,997,373,339
1,084,188,252	5,720,587,193	4,047,115,045	4,001,220	84,983,079	1,432,092,467	7,511,557,264	5,288,555,078
21,952	55,784	39,893	4	5	31,597	81,825	60,642
-	-	-	-	-	-	-	-
21,952	55,784	39,893	4	5	31,597	81,825	60,642
109	15,789	12,616	20	114	410	27,932	21,952
61	15,220	12,248	4	89	146	26,775	21,283
48	569	368	17	25	264	1,157	668
86	18,268	14,283	5	22	92	6,874	5,093
64	18,161	14,217	3	20	36	6,721	5,008
22	107	66	2	2	56	153	85
3,674	32,777	23,503	237	442	3,535	36,663	27,203
45	7,740	5,567	4	39	66	9,154	7,144
3,629	25,037	17,935	236	403	3,469	27,510	20,059
1,788,642	26,214,485	18,216,396	184,754	322,691	2,225,607	32,817,208	23,008,133
106,017	12,612,329	9,431,341	12,657	59,556	138,482	16,743,959	12,576,905
1,682,625	13,602,156	8,785,055	176,841	263,135	2,087,125	16,073,249	10,431,228
397,609	4,985,346	3,614,503	46,820	77,971	494,467	6,570,776	4,820,173
17,633	2,508,413	1,927,696	1,744	11,669	23,854	3,638,049	2,823,906
379,976	2,476,934	1,686,807	45,638	66,302	470,613	2,932,728	1,996,268
283,670	7,053,685	6,791,005	3,162	31,931	349,147	8,934,862	8,589,657
17,150	4,291,543	4,108,053	729	14,111	22,594	5,727,434	5,484,421
266,520	2,762,142	2,682,952	3,034	17,820	326,553	3,207,429	3,105,237
55,711	1,220,323	1,116,305	614	7,018	73,886	2,247,155	2,051,197
3,203	893,089	826,546	137	3,779	5,769	1,847,436	1,699,307
52,508	327,234	289,760	575	3,239	68,117	399,718	351,891
6	141	124	4	16	28	1,093	535
-	-	-	-	-	-	-	-
6	141	124	4	16	28	1,093	535
28	5,743	3,794	1	7	189	432	195
25	5,551	3,731	-	-	-	-	-
3	192	63	1	7	189	432	195
82	868	476	14	18	145	582	409
-	-	-	-	-	-	-	-
82	868	476	14	18	145	582	409
2	8	6	-	-	42	62	43
-	-	-	-	-	-	-	-
2	8	6	-	-	42	62	43
655	6,086	3,736	25	215	873	185,518	142,383
11	2,221	1,647	5	189	265	182,946	140,631
644	3,865	2,089	23	26	608	2,572	1,752
-	-	-	-	-	-	-	-
-	-	-	-	-	-	-	-
-	-	-	-	-	-	-	-
12	75	40	1	1	4	28	20
-	-	-	-	-	-	-	-
12	75	40	1	1	4	28	20
6	23	16	1	1	13	70	49
-	-	-	-	-	-	-	-
6	23	16	1	1	13	70	49
35,995	8,812,233	7,223,235	2,189	44,006	65,586	16,438,801	13,476,526
27,684	8,729,645	7,172,376	1,952	42,993	49,664	16,309,243	13,394,212
8,311	82,588	50,859	362	1,013	15,922	129,558	82,313
329,591	4,101,565	2,653,224	9,613	41,585	499,798	6,340,856	4,162,639
7,839	1,618,323	1,256,178	476	7,713	13,996	2,934,096	2,297,421
321,752	2,483,242	1,397,046	9,426	33,872	485,802	3,406,760	1,865,218
207	587	348	2	2	35	185	121
-	-	-	-	-	-	-	-
207	587	348	2	2	35	185	121
2,042	46,272	30,165	176	372	1,281	28,863	17,748
107	12,113	9,011	11	26	74	6,450	4,669
1,935	34,158	21,154	173	346	1,207	22,414	13,079

Note : Based on the Treatment Month (excluding herbal medicine, including pharmacy in Treatment Days Treatment Amount and Benefit Amount)

제VI-2표  
Table VI-2

298 질병분류별  
Benefits by Classification of 298

구 분 Division			65 ~ 69 세					70 세 ~	
			진료실인원수 Patients	입내원일수 Visits	요양급여일수 Reimbursed Days	진료비 Medical Expense	급여비 Benefit	진료실인원수 Patients	입내원일수 Visits
총계 Total	계	T	3,038,363	92,086,272	1,390,960,193	11,577,829,773	8,722,687,362	2,097,520	77,165,052
	입원	I.P	605,734	11,438,567	20,258,959	3,809,583,012	3,124,434,058	497,384	11,847,293
	외래	O.P	3,029,887	80,647,705	1,370,701,234	7,768,246,760	5,598,253,304	2,086,829	65,317,759
001	계	S.T	5	5	39,420	92,474	66,808	3	3
	입원	I.P	-	-	-	-	-	-	-
	외래	O.P	5	5	39,420	92,474	66,808	3	3
002	계	S.T	8	35	514	7,892	5,860	4	5
	입원	I.P	2	23	40	6,551	4,936	-	-
	외래	O.P	7	12	474	1,341	924	4	5
003	계	S.T	10	40	94	14,420	11,190	4	25
	입원	I.P	5	33	71	14,098	10,999	2	21
	외래	O.P	7	7	23	322	190	2	4
004	계	S.T	247	441	3,876	27,298	20,510	192	323
	입원	I.P	2	24	39	8,705	7,151	2	6
	외래	O.P	247	417	3,837	18,593	13,359	190	317
005	계	S.T	154,118	288,499	2,027,919	28,327,160	20,548,136	115,482	234,376
	입원	I.P	10,713	54,427	122,469	14,986,172	11,323,911	8,609	49,588
	외래	O.P	147,650	234,072	1,905,450	13,340,988	9,224,226	110,409	184,788
006	계	S.T	41,856	75,722	481,192	6,737,213	5,176,175	32,047	63,806
	입원	I.P	1,610	12,715	24,108	4,036,172	3,172,469	1,454	13,793
	외래	O.P	40,738	63,007	457,084	2,701,041	2,003,706	31,071	50,013
007	계	S.T	2,868	31,205	325,967	8,650,147	8,294,287	2,755	32,265
	입원	I.P	739	13,850	22,407	5,581,408	5,317,731	791	16,310
	외래	O.P	2,717	17,355	303,560	3,068,739	2,976,556	2,576	15,955
008	계	S.T	573	7,224	67,828	2,013,381	1,821,869	544	6,703
	입원	I.P	139	4,320	6,721	1,656,739	1,500,051	178	3,761
	외래	O.P	539	2,904	61,107	356,642	321,818	499	2,942
009	계	S.T	1	1	7	81	76	1	1
	입원	I.P	-	-	-	-	-	-	-
	외래	O.P	1	1	7	81	76	1	1
010	계	S.T	3	60	103	13,433	9,738	-	-
	입원	I.P	2	54	97	12,862	9,492	-	-
	외래	O.P	2	6	6	571	246	-	-
011	계	S.T	15	70	211	3,974	2,993	17	65
	입원	I.P	2	47	63	3,207	2,398	1	38
	외래	O.P	14	23	148	767	595	17	27
012	계	S.T	-	-	-	-	-	-	-
	입원	I.P	-	-	-	-	-	-	-
	외래	O.P	-	-	-	-	-	-	-
013	계	S.T	27	86	238	33,203	24,657	13	100
	입원	I.P	2	54	67	31,307	23,480	2	83
	외래	O.P	26	32	171	1,896	1,177	11	17
014	계	S.T	-	-	-	-	-	-	-
	입원	I.P	-	-	-	-	-	-	-
	외래	O.P	-	-	-	-	-	-	-
015	계	S.T	1	1	1	128	42	2	9
	입원	I.P	-	-	-	-	-	1	8
	외래	O.P	1	1	1	128	42	1	1
016	계	S.T	3	10	25	3,822	2,984	1	1
	입원	I.P	1	8	18	3,780	2,948	-	-
	외래	O.P	2	2	7	42	37	1	1
017	계	S.T	3,002	61,647	83,393	21,293,482	17,455,852	4,343	88,270
	입원	I.P	2,773	60,760	69,604	21,183,318	17,390,342	4,085	87,179
	외래	O.P	384	887	13,789	110,164	65,510	457	1,091
018	계	S.T	7,775	39,529	499,123	6,781,393	4,559,036	6,072	34,962
	입원	I.P	526	8,697	16,061	3,468,967	2,732,301	535	10,074
	외래	O.P	7,563	30,832	483,062	3,312,425	1,826,735	5,826	24,888
019	계	S.T	5	5	41	252	187	8	10
	입원	I.P	-	-	-	-	-	-	-
	외래	O.P	5	5	41	252	187	8	10
020	계	S.T	125	287	1,663	22,028	14,045	86	195
	입원	I.P	4	6	40	2,908	2,033	5	5
	외래	O.P	124	281	1,623	19,120	12,012	85	190

주 : 1) 진료일 기준 (한의분류 제외, 요양급여일수, 진료비와 급여비는 약국포함) 2) 진료실인원수 계는 중복제거값임

# 연령별 진료현황(총계) <계속>

Disease Categories by Age(Total) <Cont'd>

(단위 : 명, 일, 천원)

Unit : Person, Day, KRW 1,000

74 세			75 세이상				
요양급여일수 Reimbursed Days	진료비 Medical Expense	급여비 Benefit	진료실인원수 Patients	입내원일수 Visits	요양급여일수 Reimbursed Days	진료비 Medical Expense	급여비 Benefit
1,153,861,244	9,882,970,442	7,514,756,838	3,736,947	179,314,841	2,255,124,968	23,060,988,590	17,666,394,753
19,449,419	3,708,114,149	3,036,246,260	1,178,326	63,509,762	80,228,330	12,028,676,849	9,632,099,818
1,134,411,825	6,174,856,293	4,478,510,578	3,623,873	115,805,079	2,174,896,638	11,032,311,740	8,034,294,936
29,610	72,407	53,367	10	37	67,867	193,372	145,400
-	-	-	2	29	36	10,858	8,715
29,610	72,407	53,367	8	8	67,831	182,514	136,685
391	1,223	821	10	78	336	23,160	18,217
-	-	-	8	73	130	22,552	17,815
391	1,223	821	4	5	206	609	401
55	4,983	3,948	12	57	550	19,608	15,318
41	4,472	3,681	6	45	85	18,185	14,403
14	511	267	7	12	465	1,424	915
2,856	15,394	11,018	386	871	6,693	89,365	67,666
16	1,533	1,123	11	136	256	54,087	40,408
2,840	13,861	9,896	378	735	6,437	35,277	27,258
1,587,435	24,023,949	17,700,787	210,819	541,678	3,380,289	70,216,072	52,339,659
106,506	13,877,339	10,593,576	25,604	195,661	377,555	51,103,350	39,071,471
1,480,929	10,146,610	7,107,211	194,559	346,017	3,002,734	19,112,721	13,268,188
391,237	6,417,855	4,978,586	59,150	174,576	905,302	27,625,654	21,523,011
24,870	4,300,393	3,388,403	5,455	78,781	127,520	23,342,223	18,328,649
366,367	2,117,462	1,590,183	55,131	95,795	777,782	4,283,432	3,194,362
321,579	9,019,855	8,664,287	10,263	174,528	1,211,138	50,699,873	48,434,818
26,391	6,203,520	5,937,585	4,523	122,051	177,006	42,046,701	40,077,898
295,188	2,816,334	2,726,702	8,893	52,477	1,034,132	8,653,172	8,356,919
77,000	2,078,989	1,928,647	1,251	22,943	162,296	6,389,388	5,883,568
6,576	1,705,770	1,593,618	495	17,214	25,034	5,661,983	5,219,761
70,424	373,219	335,029	1,044	5,729	137,262	727,403	663,808
6	93	57	2	3	6	76	60
-	-	-	-	-	-	-	-
6	93	57	2	3	6	76	60
-	-	-	1	25	28	6,789	4,911
-	-	-	1	24	27	6,753	4,890
-	-	-	1	1	1	36	21
236	5,695	4,210	56	891	1,662	53,161	37,925
66	4,794	3,554	13	835	1,071	51,153	36,410
170	901	656	43	56	591	2,008	1,516
-	-	-	-	-	-	-	-
-	-	-	-	-	-	-	-
-	-	-	-	-	-	-	-
535	70,083	54,259	36	414	1,244	256,461	196,597
121	68,790	53,366	9	375	458	251,898	193,412
414	1,292	893	30	39	786	4,562	3,185
-	-	-	-	-	-	-	-
-	-	-	-	-	-	-	-
-	-	-	-	-	-	-	-
50	3,530	2,623	1	28	33	9,245	7,459
16	3,456	2,567	1	28	28	9,224	7,444
34	74	56	-	-	5	21	15
43	114	83	2	3	92	207	154
-	-	-	-	-	-	-	-
43	114	83	2	3	92	207	154
118,220	28,834,328	23,567,729	38,222	765,844	932,219	186,235,932	149,190,590
99,717	28,678,245	23,474,073	37,181	761,044	831,553	185,491,866	148,715,839
18,503	156,083	93,655	1,930	4,800	100,666	744,063	474,751
465,739	6,588,425	4,526,963	11,095	74,718	974,244	16,363,070	11,730,909
16,531	3,749,462	2,953,992	1,724	32,464	50,791	11,296,810	8,852,831
449,208	2,838,964	1,572,971	10,099	42,254	923,453	5,066,259	2,878,076
450	628	411	13	22	403	2,873	1,742
-	-	-	-	-	-	-	-
450	628	411	13	22	403	2,873	1,742
825	12,644	7,741	130	231	1,506	18,428	11,504
20	1,921	1,515	4	5	20	2,543	1,779
805	10,723	6,226	128	226	1,486	15,885	9,725

Note : Based on the Treatment Month (excluding herbal medicine, including pharmacy in Treatment Days Treatment Amount and Benefit Amount)

제VI-2표  
Table VI-2

298 질병분류별  
Benefits by Classification of 298

구 분 Division			총 계 G.T				0 세		
			진료실인원수 Patients	입내원일수 Visits	요양급여일수 Reimbursed Days	진료비 Medical Expense	급여비 Benefit	진료실인원수 Patients	입내원일수 Visits
021	계	S.T	12,251	31,889	103,742	1,984,924	1,199,950	7	7
	입원	I.P	245	1,462	3,144	441,018	342,450	-	-
	외래	O.P	12,140	30,427	100,598	1,543,906	857,500	7	7
022	계	S.T	9,676	17,514	84,083	1,512,841	1,052,003	-	-
	입원	I.P	89	421	974	169,047	129,114	-	-
	외래	O.P	9,612	17,093	83,109	1,343,794	922,888	-	-
023	계	S.T	31,526	51,620	245,645	2,981,467	2,052,485	1	1
	입원	I.P	55	315	725	99,065	78,808	-	-
	외래	O.P	31,479	51,305	244,920	2,882,402	1,973,677	1	1
024	계	S.T	421,897	764,838	4,046,635	64,388,828	44,646,611	1	1
	입원	I.P	1,290	3,060	9,312	935,451	712,857	-	-
	외래	O.P	421,691	761,778	4,037,323	63,453,378	43,933,754	1	1
025	계	S.T	29	70	260	18,983	13,778	-	-
	입원	I.P	5	34	54	15,888	12,368	-	-
	외래	O.P	25	36	206	3,095	1,410	-	-
026	계	S.T	64	68	875	5,548	3,763	-	-
	입원	I.P	-	-	-	-	-	-	-
	외래	O.P	64	68	875	5,548	3,763	-	-
027	계	S.T	8,243	47,468	177,995	11,941,651	8,877,024	1	1
	입원	I.P	4,851	37,507	73,246	11,116,761	8,382,730	-	-
	외래	O.P	5,799	9,961	104,749	824,890	494,294	1	1
028	계	S.T	31	178	464	20,969	13,973	-	-
	입원	I.P	2	26	58	15,883	11,826	-	-
	외래	O.P	31	152	406	5,086	2,146	-	-
029	계	S.T	24	33	191	2,936	1,794	-	-
	입원	I.P	-	-	-	-	-	-	-
	외래	O.P	24	33	191	2,936	1,794	-	-
030	계	S.T	616	7,679	80,961	2,952,085	2,244,049	2	2
	입원	I.P	232	6,068	8,876	2,671,136	2,070,169	-	-
	외래	O.P	486	1,611	72,085	280,949	173,880	2	2
031	계	S.T	6	8	368	752	533	-	-
	입원	I.P	-	-	-	-	-	-	-
	외래	O.P	6	8	368	752	533	-	-
032	계	S.T	668	6,001	20,217	2,973,685	2,289,129	-	-
	입원	I.P	337	5,177	7,391	2,894,909	2,247,364	-	-
	외래	O.P	514	824	12,826	78,776	41,765	-	-
033	계	S.T	761,998	1,179,561	6,469,971	52,442,499	37,930,993	1,476	2,123
	입원	I.P	1,627	11,285	21,306	3,052,736	2,415,759	11	106
	외래	O.P	760,893	1,168,276	6,448,665	49,389,763	35,515,234	1,469	2,017
034	계	S.T	720,507	2,057,105	11,934,521	161,354,985	114,502,337	182	386
	입원	I.P	23,237	200,972	378,974	40,616,841	30,662,690	13	52
	외래	O.P	715,282	1,856,133	11,555,547	120,738,143	83,839,647	178	334
035	계	S.T	92	125	2,438	22,059	16,877	-	-
	입원	I.P	9	29	66	12,995	10,864	-	-
	외래	O.P	83	96	2,372	9,064	6,013	-	-
036	계	S.T	126	201	1,135	19,718	14,397	2	3
	입원	I.P	4	24	34	6,902	6,104	-	-
	외래	O.P	122	177	1,101	12,816	8,292	2	3
037	계	S.T	1,708	4,482	93,491	1,084,731	785,919	-	-
	입원	I.P	148	1,440	3,016	552,005	446,087	-	-
	외래	O.P	1,636	3,042	90,475	532,725	339,832	-	-
038	계	S.T	476,614	1,827,112	77,161,267	448,419,092	290,035,552	160	556
	입원	I.P	8,719	65,925	156,502	22,436,702	17,504,598	41	286
	외래	O.P	473,350	1,761,187	77,004,765	425,982,390	272,530,954	142	270
039	계	S.T	14,047	80,223	4,816,578	124,819,235	112,155,551	1	1
	입원	I.P	476	13,538	18,865	4,858,689	4,225,063	-	-
	외래	O.P	14,009	66,685	4,797,713	119,960,546	107,930,488	1	1
040	계	S.T	6,079	9,494	39,086	610,319	451,543	-	-
	입원	I.P	201	986	1,778	236,745	202,448	-	-
	외래	O.P	5,924	8,508	37,308	373,574	249,095	-	-

주 : 진료일 기준 (한의원료 제외, 요양급여일수, 진료비와 급여비는 약국포함)

# 연령별 진료현황(총계) <계속>

Disease Categories by Age(Total) <Cont'd>

(단위 : 명, 일, 천원)

Unit : Person, Day, KRW 1,000

0Age			1 ~ 4 세					
요양급여일수 Reimbursed Days	진료비 Medical Expense	급여비 Benefit	진료실인원수 Patients	입내원일수 Visits	요양급여일수 Reimbursed Days	진료비 Medica Expense	급여비 Benefit	
7	202	172	11	51	79	1,786	987	
-	-	-	-	-	-	-	-	
7	202	172	11	51	79	1,786	987	
-	-	-	1	1	5	41	33	
-	-	-	-	-	-	-	-	
-	-	-	1	1	5	41	33	
1	28	25	1	1	4	35	28	
-	-	-	-	-	-	-	-	
1	28	25	1	1	4	35	28	
1	14	13	32	56	129	4,936	3,836	
-	-	-	2	6	20	1,989	1,729	
1	14	13	32	50	109	2,947	2,107	
-	-	-	5	6	23	224	155	
-	-	-	-	-	-	-	-	
-	-	-	5	6	23	224	155	
-	-	-	-	-	-	-	-	
-	-	-	-	-	-	-	-	
-	-	-	-	-	-	-	-	
1	24	22	13	56	98	10,476	9,210	
-	-	-	7	46	72	9,910	8,829	
1	24	22	9	10	26	566	381	
-	-	-	-	-	-	-	-	
-	-	-	-	-	-	-	-	
-	-	-	-	-	-	-	-	
-	-	-	-	-	-	-	-	
-	-	-	-	-	-	-	-	
8	56	51	34	182	362	61,793	53,443	
-	-	-	10	148	191	59,949	52,283	
8	56	51	26	34	171	1,844	1,161	
-	-	-	1	3	13	66	52	
-	-	-	-	-	-	-	-	
-	-	-	1	3	13	66	52	
28	14	11	10	24	92	7,331	6,540	
-	-	-	3	14	20	6,765	6,179	
28	14	11	9	10	72	566	361	
7,820	95,672	83,881	48,569	76,767	302,091	2,556,814	2,092,963	
178	37,386	32,148	415	1,984	3,616	359,633	317,108	
7,642	58,286	51,732	48,316	74,783	298,475	2,197,180	1,775,855	
1,520	26,233	23,301	5,423	10,971	43,756	516,738	425,316	
87	16,257	14,523	132	682	1,222	179,000	159,004	
1,433	9,976	8,778	5,366	10,289	42,534	337,737	266,312	
-	-	-	20	28	101	4,197	3,718	
-	-	-	4	8	22	3,191	3,027	
-	-	-	16	20	79	1,006	691	
18	182	146	5	19	29	3,850	3,514	
-	-	-	3	17	27	3,631	3,355	
18	182	146	2	2	2	220	159	
-	-	-	14	24	87	2,709	1,928	
-	-	-	1	4	4	1,017	941	
-	-	-	13	20	83	1,692	986	
2,248	126,818	114,847	572	1,581	8,794	256,309	211,884	
453	101,982	93,315	107	493	895	155,527	140,311	
1,795	24,836	21,532	514	1,088	7,899	100,781	71,573	
1	18	17	1	1	8	42	31	
-	-	-	-	-	-	-	-	
1	18	17	1	1	8	42	31	
-	-	-	-	-	-	-	-	
-	-	-	580	911	3,566	50,813	40,532	
-	-	-	18	71	100	17,054	15,196	
-	-	-	568	840	3,466	33,759	25,336	

Note : Based on the Treatment Month (excluding herbal medicine, including pharmacy in Treatment Days Treatment Amount and Benefit Amount)

제VI-2표  
Table VI-2

298 질병분류별  
Benefits by Classification of 298

구 분 Division			5 ~ 9 세				10 세 ~		
			진료실인원수 Patients	입내원일수 Visits	요양급여일수 Reimbursed Days	진료비 Medical Expense	급여비 Benefit	진료실인원수 Patients	입내원일수 Visits
021	계	S.T	5	5	5	252	191	5	6
	입원	I.P	-	-	-	-	-	-	-
	외래	O.P	5	5	5	252	191	5	6
022	계	S.T	2	4	22	348	200	15	28
	입원	I.P	-	-	-	-	-	-	-
	외래	O.P	2	4	22	348	200	15	28
023	계	S.T	1	1	4	125	99	39	67
	입원	I.P	-	-	-	-	-	2	11
	외래	O.P	1	1	4	125	99	38	56
024	계	S.T	102	192	610	14,527	10,141	419	599
	입원	I.P	3	9	27	2,566	2,047	5	13
	외래	O.P	101	183	583	11,960	8,093	416	586
025	계	S.T	6	15	52	2,679	2,271	-	-
	입원	I.P	1	6	6	2,321	2,116	-	-
	외래	O.P	5	9	46	357	155	-	-
026	계	S.T	-	-	-	-	-	-	-
	입원	I.P	-	-	-	-	-	-	-
	외래	O.P	-	-	-	-	-	-	-
027	계	S.T	20	70	157	15,035	11,758	14	54
	입원	I.P	9	41	79	12,626	10,593	7	42
	외래	O.P	15	29	78	2,409	1,165	12	12
028	계	S.T	-	-	-	-	-	-	-
	입원	I.P	-	-	-	-	-	-	-
	외래	O.P	-	-	-	-	-	-	-
029	계	S.T	-	-	-	-	-	-	-
	입원	I.P	-	-	-	-	-	-	-
	외래	O.P	-	-	-	-	-	-	-
030	계	S.T	19	122	630	22,142	19,297	30	228
	입원	I.P	11	52	86	19,238	17,651	4	69
	외래	O.P	11	70	544	2,903	1,647	28	159
031	계	S.T	-	-	-	-	-	-	-
	입원	I.P	-	-	-	-	-	-	-
	외래	O.P	-	-	-	-	-	-	-
032	계	S.T	13	26	440	1,945	1,453	13	18
	입원	I.P	1	4	4	988	910	1	5
	외래	O.P	13	22	436	956	543	13	13
033	계	S.T	28,693	40,968	165,217	1,480,544	1,112,146	15,822	21,634
	입원	I.P	168	948	1,586	177,600	155,662	54	331
	외래	O.P	28,590	40,020	163,631	1,302,944	956,484	15,786	21,303
034	계	S.T	8,381	16,060	61,680	605,875	449,839	8,144	18,123
	입원	I.P	69	405	862	98,355	88,619	185	1,232
	외래	O.P	8,345	15,655	60,818	507,520	361,220	8,075	16,891
035	계	S.T	8	10	48	1,166	905	7	8
	입원	I.P	1	2	5	592	563	-	-
	외래	O.P	7	8	43	574	342	7	8
036	계	S.T	3	5	18	205	135	1	1
	입원	I.P	-	-	-	-	-	-	-
	외래	O.P	3	5	18	205	135	1	1
037	계	S.T	18	36	1,199	6,555	3,635	30	56
	입원	I.P	-	-	-	-	-	-	-
	외래	O.P	18	36	1,199	6,555	3,635	30	56
038	계	S.T	610	1,735	14,694	301,441	224,682	1,225	3,147
	입원	I.P	94	548	934	173,522	155,066	87	517
	외래	O.P	570	1,187	13,760	127,920	69,616	1,191	2,630
039	계	S.T	1	6	185	1,052	947	1	3
	입원	I.P	-	-	-	-	-	-	-
	외래	O.P	1	6	185	1,052	947	1	3
040	계	S.T	2,361	3,680	13,585	189,939	143,777	1,209	1,891
	입원	I.P	60	239	449	60,868	56,236	33	147
	외래	O.P	2,311	3,441	13,136	129,071	87,542	1,181	1,744

주 : 진료일 기준 (한의원류 제외, 요양급여일수, 진료비와 급여비는 약국포함)



# 연령별 진료현황(총계) <계속>

Disease Categories by Age(Total) <Cont'd>

(단위 : 명, 일, 천원)

Unit : Person, Day, KRW 1,000

14 세			15 ~ 19 세				
요양급여일수 Reimbursed Days	진료비 Medical Expense	급여비 Benefit	진료실인원수 Patients	입내원일수 Visits	요양급여일수 Reimbursed Days	진료비 Medical Expense	급여비 Benefit
6	569	360	136	343	825	19,635	11,861
-	-	-	3	16	26	4,038	3,362
6	569	360	135	327	799	15,597	8,500
115	1,606	1,110	366	628	3,162	42,937	29,593
-	-	-	2	5	23	2,697	2,090
115	1,606	1,110	364	623	3,139	40,241	27,503
281	7,461	6,096	1,005	1,730	7,506	105,050	73,707
25	4,524	4,227	11	70	138	20,083	15,812
256	2,937	1,869	995	1,660	7,368	84,966	57,895
2,550	47,996	33,652	5,186	9,045	39,094	778,903	540,179
24	4,320	3,932	28	74	203	22,425	17,767
2,526	43,676	29,720	5,180	8,971	38,891	756,478	522,412
-	-	-	1	1	7	1,142	445
-	-	-	-	-	-	-	-
-	-	-	1	1	7	1,142	445
-	-	-	-	-	-	-	-
-	-	-	-	-	-	-	-
-	-	-	-	-	-	-	-
136	11,804	10,370	27	115	310	25,767	20,321
80	11,096	10,011	18	87	182	24,623	19,621
56	708	359	15	28	128	1,144	700
-	-	-	-	-	-	-	-
-	-	-	-	-	-	-	-
-	-	-	-	-	-	-	-
-	-	-	2	2	5	109	92
-	-	-	-	-	-	-	-
-	-	-	2	2	5	109	92
1,262	33,255	26,932	22	183	2,650	73,091	54,516
163	24,779	22,478	7	138	245	66,920	51,078
1,099	8,476	4,454	20	45	2,405	6,170	3,438
-	-	-	-	-	-	-	-
-	-	-	-	-	-	-	-
-	-	-	-	-	-	-	-
80	2,472	2,076	12	17	103	1,029	607
12	1,899	1,726	1	4	14	275	199
68	573	350	12	13	89	753	408
90,516	831,112	595,387	15,914	21,398	95,524	893,454	633,737
612	69,773	59,616	36	241	419	63,942	50,621
89,904	761,339	535,771	15,898	21,157	95,105	829,512	583,117
70,786	1,052,915	791,387	9,909	24,480	102,311	1,946,543	1,407,210
2,080	311,123	280,715	391	2,647	5,009	630,504	503,586
68,706	741,792	510,672	9,799	21,833	97,302	1,316,039	903,624
19	393	270	-	-	10	40	28
-	-	-	-	-	-	-	-
19	393	270	-	-	10	40	28
9	43	30	1	3	39	201	122
-	-	-	-	-	-	-	-
9	43	30	1	3	39	201	122
1,147	8,049	4,539	44	81	458	6,479	3,337
-	-	-	-	-	-	-	-
1,147	8,049	4,539	44	81	458	6,479	3,337
34,116	452,912	297,596	2,210	5,722	72,791	1,079,020	727,373
961	147,682	131,499	193	1,149	2,624	366,228	286,089
33,155	305,230	166,097	2,133	4,573	70,167	712,792	441,284
397	10,265	9,237	22	108	5,695	122,954	110,463
-	-	-	-	-	-	-	-
397	10,265	9,237	22	108	5,695	122,954	110,463
6,999	106,473	78,722	247	421	1,531	35,880	26,651
277	36,305	32,954	10	62	88	18,381	15,507
6,722	70,167	45,768	240	359	1,443	17,498	11,145

Note : Based on the Treatment Month (excluding herbal medicine, including pharmacy in Treatment Days Treatment Amount and Benefit Amount)

제VI-2표  
Table VI-2

298 질병분류별  
Benefits by Classification of 298

구 분 Division			20 ~ 24 세				25 세 ~	
			진료실인원수 Patients	입내원일수 Visits	요양급여일수 Reimbursed Days	진료비 Medical Expense	급여비 Benefit	진료실인원수 Patients
								입내원일수 Visits
021	계	S.T	714	1,820	4,026	97,109	55,132	1,264
	입원	I.P	6	23	29	7,636	5,337	87
	외래	O.P	711	1,797	3,997	89,473	49,795	3,299
022	계	S.T	1,575	2,823	12,849	272,072	190,763	2,210
	입원	I.P	31	153	339	56,557	43,964	21
	외래	O.P	1,554	2,670	12,510	215,515	146,798	3,882
023	계	S.T	5,793	9,504	41,667	547,865	376,517	7,732
	입원	I.P	16	94	225	28,510	22,420	13
	외래	O.P	5,779	9,410	41,442	519,354	354,097	12,689
024	계	S.T	35,886	66,414	277,532	6,052,720	4,171,478	65,102
	입원	I.P	195	443	1,357	135,834	103,831	241
	외래	O.P	35,857	65,971	276,175	5,916,886	4,067,647	118,206
025	계	S.T	-	-	-	-	-	2
	입원	I.P	-	-	-	-	-	-
	외래	O.P	-	-	-	-	-	4
026	계	S.T	8	8	44	531	373	13
	입원	I.P	-	-	-	-	-	14
	외래	O.P	8	8	44	531	373	14
027	계	S.T	40	143	617	33,760	23,968	85
	입원	I.P	16	94	178	29,654	21,432	33
	외래	O.P	32	49	439	4,106	2,536	94
028	계	S.T	-	-	-	-	-	-
	입원	I.P	-	-	-	-	-	-
	외래	O.P	-	-	-	-	-	-
029	계	S.T	2	3	11	155	131	3
	입원	I.P	-	-	-	-	-	-
	외래	O.P	2	3	11	155	131	3
030	계	S.T	19	146	3,181	56,614	42,338	27
	입원	I.P	5	64	102	43,989	34,094	15
	외래	O.P	17	82	3,079	12,624	8,244	50
031	계	S.T	-	-	-	-	-	-
	입원	I.P	-	-	-	-	-	-
	외래	O.P	-	-	-	-	-	-
032	계	S.T	27	212	639	114,250	87,954	35
	입원	I.P	10	172	209	111,310	86,488	10
	외래	O.P	22	40	430	2,940	1,466	33
033	계	S.T	28,725	39,429	190,423	1,840,520	1,290,857	47,787
	입원	I.P	44	280	551	106,081	80,393	78
	외래	O.P	28,697	39,149	189,872	1,734,439	1,210,464	47,742
034	계	S.T	15,632	35,689	163,203	2,985,838	2,101,988	25,852
	입원	I.P	478	3,291	6,618	804,218	609,210	637
	외래	O.P	15,529	32,398	156,585	2,181,620	1,492,779	25,724
035	계	S.T	19	24	70	2,159	1,261	6
	입원	I.P	-	-	-	-	-	1
	외래	O.P	19	24	70	2,159	1,261	5
036	계	S.T	9	16	16	3,752	3,037	15
	입원	I.P	1	7	7	3,271	2,749	-
	외래	O.P	8	9	9	481	288	15
037	계	S.T	83	194	594	28,392	19,833	114
	입원	I.P	8	59	118	18,931	14,412	14
	외래	O.P	79	135	476	9,461	5,421	111
038	계	S.T	4,947	13,742	281,305	2,725,035	1,803,787	8,484
	입원	I.P	421	2,699	6,208	866,184	654,873	687
	외래	O.P	4,789	11,043	275,097	1,858,851	1,148,914	8,248
039	계	S.T	343	1,790	100,461	2,574,784	2,309,621	1,484
	입원	I.P	15	77	217	41,745	35,075	42
	외래	O.P	342	1,713	100,244	2,533,039	2,274,546	1,482
040	계	S.T	172	242	956	20,901	15,213	182
	입원	I.P	9	49	79	9,879	8,026	6
	외래	O.P	165	193	877	11,022	7,186	178

주 : 진료일 기준 (한의원류 제외, 요양급여일수, 진료비와 급여비는 약국포함)

# 연령별 진료현황(총계) <계속>

Disease Categories by Age(Total) <Cont'd>

(단위 : 명, 일, 천원)

Unit : Person, Day, KRW 1,000

29 세			30 ~ 34 세				
요양급여일수 Reimbursed Days	진료비 Medical Expense	급여비 Benefit	진료실인원수 Patients	입내원일수 Visits	요양급여일수 Reimbursed Days	진료비 Medical Expense	급여비 Benefit
7,825	214,899	131,621	1,256	3,339	8,435	228,628	145,735
109	26,515	21,034	22	113	192	42,313	31,745
7,716	188,384	110,587	1,248	3,226	8,243	186,315	113,990
16,835	357,379	247,393	1,639	2,900	12,029	262,802	183,570
195	27,811	20,425	12	73	172	28,790	22,009
16,640	329,568	226,968	1,630	2,827	11,857	234,012	161,560
54,482	744,091	512,935	4,965	8,005	33,815	456,994	314,327
184	23,115	18,222	6	23	70	6,882	5,611
54,298	720,976	494,714	4,960	7,982	33,745	450,112	308,716
512,151	10,922,122	7,558,573	62,812	111,302	500,397	10,288,145	7,143,783
1,768	163,804	124,145	198	447	1,455	130,924	100,161
510,383	10,758,318	7,434,428	62,781	110,855	498,942	10,157,221	7,043,621
11	226	86	-	-	-	-	-
-	-	-	-	-	-	-	-
11	226	86	-	-	-	-	-
69	1,235	849	11	11	56	561	393
-	-	-	-	-	-	-	-
69	1,235	849	11	11	56	561	393
790	59,979	44,073	80	293	1,449	58,221	42,441
404	52,835	39,979	26	179	343	47,941	36,515
386	7,144	4,094	68	114	1,106	10,280	5,926
-	-	-	-	-	-	-	-
-	-	-	-	-	-	-	-
-	-	-	-	-	-	-	-
15	177	142	4	5	21	230	176
-	-	-	-	-	-	-	-
15	177	142	4	5	21	230	176
2,575	143,583	103,656	26	222	2,687	99,397	70,569
516	135,406	98,988	12	166	286	84,805	61,622
2,059	8,178	4,668	22	56	2,401	14,592	8,947
-	-	-	-	-	-	-	-
-	-	-	-	-	-	-	-
-	-	-	-	-	-	-	-
325	38,307	28,242	28	112	652	33,463	24,111
138	34,659	26,568	12	72	136	29,310	22,021
187	3,648	1,674	24	40	516	4,153	2,089
336,304	3,257,639	2,280,285	50,727	72,966	374,031	3,471,509	2,434,156
1,045	192,352	140,884	51	335	718	127,966	95,984
335,259	3,065,287	2,139,401	50,696	72,631	373,313	3,343,543	2,338,171
279,368	4,725,044	3,292,911	33,253	76,907	379,708	6,280,245	4,377,669
8,840	991,042	744,666	852	5,613	11,033	1,288,283	963,844
270,528	3,734,002	2,548,245	33,099	71,294	368,675	4,991,963	3,413,825
27	2,633	1,962	6	9	51	3,036	2,441
9	2,426	1,822	1	3	9	2,415	2,015
18	207	140	5	6	42	620	426
54	1,057	675	55	70	88	4,922	3,151
-	-	-	-	-	-	-	-
54	1,057	675	55	70	88	4,922	3,151
3,629	73,838	51,791	108	265	4,491	55,974	38,437
312	48,803	37,612	12	81	160	28,560	22,113
3,317	25,035	14,179	104	184	4,331	27,413	16,324
860,374	6,472,331	4,248,451	13,123	46,814	1,691,234	11,110,785	7,196,531
9,872	1,327,023	999,846	610	3,941	9,284	1,235,030	936,058
850,502	5,145,309	3,248,605	12,924	42,873	1,681,950	9,875,755	6,260,473
477,612	12,338,639	11,088,684	2,311	11,765	765,889	19,906,550	17,888,539
1,162	308,924	269,428	73	797	1,642	461,999	404,285
476,450	12,029,715	10,819,256	2,309	10,968	764,247	19,444,551	17,484,254
981	17,164	11,784	149	192	829	12,440	8,228
48	5,232	4,040	1	8	11	1,382	1,011
933	11,932	7,744	148	184	818	11,058	7,216

Note : Based on the Treatment Month (excluding herbal medicine, including pharmacy in Treatment Days Treatment Amount and Benefit Amount)

제VI-2표  
Table VI-2

298 질병분류별  
Benefits by Classification of 298

구 분 Division			35 ~ 39 세				40 세 ~	
			진료실인원수 Patients	입내원일수 Visits	요양급여일수 Reimbursed Days	진료비 Medical Expense	급여비 Benefit	진료실인원수 Patients
								입내원일수 Visits
021	계	S.T	868	2,267	6,706	148,433	92,165	819
	입원	I.P	16	91	163	26,474	20,642	16
	외래	O.P	864	2,176	6,543	121,960	71,523	814
022	계	S.T	1,054	1,928	8,346	156,909	108,772	921
	입원	I.P	3	18	35	6,867	5,307	11
	외래	O.P	1,052	1,910	8,311	150,042	103,465	911
023	계	S.T	2,842	4,517	19,715	253,938	174,066	2,475
	입원	I.P	2	6	11	1,994	1,602	3
	외래	O.P	2,840	4,511	19,704	251,944	172,464	2,473
024	계	S.T	47,503	83,110	395,782	7,495,062	5,188,216	44,314
	입원	I.P	114	256	765	74,608	55,468	105
	외래	O.P	47,477	82,854	395,017	7,420,454	5,132,748	44,300
025	계	S.T	2	3	13	141	63	2
	입원	I.P	-	-	-	-	-	-
	외래	O.P	2	3	13	141	63	2
026	계	S.T	-	-	-	-	-	5
	입원	I.P	-	-	-	-	-	-
	외래	O.P	-	-	-	-	-	5
027	계	S.T	104	400	1,236	90,823	65,036	160
	입원	I.P	37	242	486	79,383	58,726	73
	외래	O.P	89	158	750	11,440	6,310	128
028	계	S.T	-	-	-	-	-	-
	입원	I.P	-	-	-	-	-	-
	외래	O.P	-	-	-	-	-	-
029	계	S.T	3	7	10	1,443	605	2
	입원	I.P	-	-	-	-	-	-
	외래	O.P	3	7	10	1,443	605	2
030	계	S.T	30	278	3,818	165,797	128,190	30
	입원	I.P	12	224	454	153,432	121,021	8
	외래	O.P	24	54	3,364	12,365	7,169	28
031	계	S.T	1	1	3	25	17	1
	입원	I.P	-	-	-	-	-	-
	외래	O.P	1	1	3	25	17	1
032	계	S.T	32	92	718	22,412	16,530	37
	입원	I.P	8	51	102	19,129	14,879	20
	외래	O.P	29	41	616	3,283	1,651	30
033	계	S.T	50,233	72,969	387,586	3,417,804	2,391,650	60,118
	입원	I.P	55	395	744	133,523	98,001	65
	외래	O.P	50,198	72,574	386,842	3,284,281	2,293,648	60,066
034	계	S.T	42,391	97,872	505,474	7,812,088	5,430,080	54,617
	입원	I.P	900	5,838	12,126	1,330,801	990,360	1,185
	외래	O.P	42,215	92,034	493,348	6,481,287	4,439,720	54,386
035	계	S.T	3	3	39	228	160	1
	입원	I.P	-	-	-	-	-	-
	외래	O.P	3	3	39	228	160	1
036	계	S.T	18	30	81	2,280	1,511	10
	입원	I.P	-	-	-	-	-	-
	외래	O.P	18	30	81	2,280	1,511	10
037	계	S.T	103	332	4,168	159,139	128,497	172
	입원	I.P	14	141	261	133,378	113,418	19
	외래	O.P	97	191	3,907	25,761	15,079	162
038	계	S.T	28,961	109,046	4,638,739	27,164,293	17,350,662	57,118
	입원	I.P	644	4,317	11,054	1,440,725	1,096,645	806
	외래	O.P	28,786	104,729	4,627,685	25,723,568	16,254,017	56,896
039	계	S.T	1,742	9,230	593,295	15,606,325	14,014,823	1,497
	입원	I.P	49	890	1,532	610,337	528,034	38
	외래	O.P	1,737	8,340	591,763	14,995,988	13,486,789	1,493
040	계	S.T	170	237	979	22,031	16,294	195
	입원	I.P	9	37	102	11,131	9,285	7
	외래	O.P	164	200	877	10,900	7,009	189

주 : 진료일 기준 (한의원료 제외, 요양급여일수, 진료비와 급여비는 약국포함)

# 연령별 진료현황(총계) <계속>

Disease Categories by Age(Total) <Cont'd>

(단위 : 명, 일, 천원)

Unit : Person, Day, KRW 1,000

44 세			45 세 ~ 49 세				
요양급여일수 Reimbursed Days	진료비 Medical Expense	급여비 Benefit	진료실인원수 Patients	입내원일수 Visits	요양급여일수 Reimbursed Days	진료비 Medical Expense	급여비 Benefit
6,233	142,234	84,683	721	2,033	8,851	148,662	93,772
207	32,935	23,372	18	199	405	42,281	32,177
6,026	109,299	61,312	716	1,834	8,446	106,381	61,595
7,897	138,484	96,121	610	1,148	5,704	85,408	58,188
104	17,746	13,479	3	17	30	7,034	5,123
7,793	120,738	82,643	608	1,131	5,674	78,373	53,065
17,884	230,050	157,455	2,014	3,156	16,722	187,318	128,261
39	5,007	4,086	2	19	33	8,948	6,829
17,845	225,043	153,369	2,013	3,137	16,689	178,370	121,432
385,197	6,727,840	4,633,427	35,729	63,991	350,586	5,300,035	3,647,305
731	72,608	54,691	87	178	539	55,170	42,251
384,466	6,655,232	4,578,736	35,717	63,813	350,047	5,244,864	3,605,054
2	117	65	2	2	38	226	158
-	-	-	-	-	-	-	-
2	117	65	2	2	38	226	158
149	474	332	6	6	38	553	398
-	-	-	-	-	-	-	-
149	474	332	6	6	38	553	398
2,750	140,914	99,778	239	969	3,898	204,062	148,886
947	123,783	89,864	107	651	1,402	181,798	135,594
1,803	17,130	9,914	200	318	2,496	22,264	13,292
-	-	-	1	2	2	105	28
-	-	-	-	-	-	-	-
-	-	-	1	2	2	105	28
12	170	144	4	4	21	211	169
-	-	-	-	-	-	-	-
12	170	144	4	4	21	211	169
4,647	85,695	61,755	39	441	5,232	174,321	143,066
137	67,483	51,188	14	349	521	157,220	131,951
4,510	18,212	10,567	31	92	4,711	17,100	11,115
1	14	10	-	-	-	-	-
-	-	-	-	-	-	-	-
1	14	10	-	-	-	-	-
839	104,793	85,238	34	157	1,100	53,351	40,183
341	101,211	83,610	13	111	163	48,307	37,362
498	3,582	1,628	28	46	937	5,044	2,820
486,349	3,982,541	2,785,584	60,672	89,901	515,550	4,120,364	2,885,064
631	74,922	55,824	86	546	1,207	150,263	110,231
485,718	3,907,620	2,729,760	60,611	89,355	514,343	3,970,101	2,774,833
690,764	10,190,985	7,090,837	57,425	141,073	776,398	11,064,820	7,711,839
16,051	1,757,809	1,310,299	1,325	9,365	19,178	2,049,609	1,539,188
674,713	8,433,176	5,780,539	57,151	131,708	757,220	9,015,211	6,172,651
13	112	84	-	-	78	82	58
-	-	-	-	-	-	-	-
13	112	84	-	-	78	82	58
26	713	405	3	8	43	857	491
-	-	-	-	-	-	-	-
26	713	405	3	8	43	857	491
11,426	118,224	85,667	144	407	12,404	96,009	65,061
302	54,492	44,239	12	115	208	28,659	20,934
11,124	63,732	41,428	139	292	12,196	67,350	44,128
8,867,397	49,046,545	31,693,530	60,618	228,128	9,982,536	55,037,185	35,790,824
14,628	1,877,067	1,427,603	762	5,667	13,882	1,961,631	1,521,407
8,852,769	47,169,478	30,265,927	60,409	222,461	9,968,654	53,075,554	34,269,417
516,846	13,497,964	12,133,036	1,645	9,584	575,603	15,193,260	13,660,617
1,324	505,985	445,395	50	1,778	2,311	796,634	699,367
515,522	12,991,979	11,687,641	1,638	7,806	573,292	14,396,625	12,961,250
1,211	20,533	13,799	170	223	1,472	17,377	12,299
58	6,525	5,022	4	18	41	6,051	4,824
1,153	14,008	8,777	168	205	1,431	11,326	7,475

Note : Based on the Treatment Month (excluding herbal medicine, including pharmacy in Treatment Days Treatment Amount and Benefit Amount)

제VI-2표  
Table VI-2

298 질병분류별  
Benefits by Classification of 298

구 분 Division			50 ~ 54 세				55 세 ~	
			진료실인원수 Patients	입내원일수 Visits	요양급여일수 Reimbursed Days	진료비 Medical Expense	급여비 Benefit	진료실인원수 Patients
								입내원일수 Visits
021	계	S.T	819	2,080	6,551	155,759	93,943	793
	입원	I.P	20	181	348	57,560	41,540	25
	외래	O.P	807	1,899	6,203	98,199	52,403	783
022	계	S.T	519	916	4,858	69,829	48,159	314
	입원	I.P	2	11	18	3,851	3,170	3
	외래	O.P	519	905	4,840	65,977	44,989	313
023	계	S.T	1,851	2,984	17,432	170,043	116,063	1,199
	입원	I.P	-	-	-	-	-	-
	외래	O.P	1,851	2,984	17,432	170,043	116,063	1,199
024	계	S.T	36,902	67,540	437,228	5,324,777	3,661,863	28,187
	입원	I.P	100	217	668	82,916	63,460	62
	외래	O.P	36,889	67,323	436,560	5,241,862	3,598,403	28,176
025	계	S.T	2	10	13	4,916	4,004	-
	입원	I.P	1	9	9	4,892	3,988	-
	외래	O.P	1	1	4	24	16	-
026	계	S.T	8	8	47	451	317	4
	입원	I.P	-	-	-	-	-	-
	외래	O.P	8	8	47	451	317	4
027	계	S.T	507	2,462	7,929	532,261	388,054	841
	입원	I.P	260	1,786	3,639	479,105	358,259	461
	외래	O.P	398	676	4,290	53,156	29,795	637
028	계	S.T	3	20	20	245	60	9
	입원	I.P	-	-	-	-	-	-
	외래	O.P	3	20	20	245	60	9
029	계	S.T	2	3	20	164	129	-
	입원	I.P	-	-	-	-	-	-
	외래	O.P	2	3	20	164	129	-
030	계	S.T	36	396	4,847	186,109	133,804	50
	입원	I.P	16	318	466	166,696	121,534	19
	외래	O.P	29	78	4,381	19,413	12,270	41
031	계	S.T	1	1	57	32	23	1
	입원	I.P	-	-	-	-	-	-
	외래	O.P	1	1	57	32	23	1
032	계	S.T	50	288	1,465	128,348	96,766	65
	입원	I.P	25	230	391	122,209	93,710	34
	외래	O.P	37	58	1,074	6,139	3,056	51
033	계	S.T	69,663	104,778	618,584	4,731,904	3,313,945	66,292
	입원	I.P	81	376	835	128,222	95,612	92
	외래	O.P	69,602	104,402	617,749	4,603,682	3,218,333	66,223
034	계	S.T	74,107	191,217	1,060,699	14,753,802	10,280,021	79,148
	입원	I.P	1,883	14,298	29,032	2,930,734	2,180,610	2,478
	외래	O.P	73,682	176,919	1,031,667	11,823,068	8,099,411	78,596
035	계	S.T	7	7	757	1,368	930	4
	입원	I.P	-	-	-	-	-	1
	외래	O.P	7	7	757	1,368	930	3
036	계	S.T	1	4	19	256	180	1
	입원	I.P	-	-	-	-	-	-
	외래	O.P	1	4	19	256	180	1
037	계	S.T	186	517	13,072	129,410	91,410	176
	입원	I.P	23	194	688	59,336	45,161	17
	외래	O.P	174	323	12,384	70,074	46,249	166
038	계	S.T	70,499	276,375	12,213,488	69,514,447	45,168,048	65,707
	입원	I.P	904	6,882	17,433	2,658,457	2,082,549	773
	외래	O.P	70,163	269,493	12,196,055	66,855,990	43,085,499	65,435
039	계	S.T	1,381	7,862	493,221	12,765,127	11,472,254	1,294
	입원	I.P	42	1,358	1,812	588,636	512,104	43
	외래	O.P	1,377	6,504	491,409	12,176,491	10,960,150	1,290
040	계	S.T	160	228	1,256	18,478	13,403	137
	입원	I.P	6	33	65	7,145	5,984	8
	외래	O.P	155	195	1,191	11,332	7,419	132

주 : 진료일 기준 (한의원료 제외, 요양급여일수, 진료비와 급여비는 약국포함)

# 연령별 진료현황(총계) <계속>

Disease Categories by Age(Total) <Cont'd>

(단위 : 명, 일, 천원)

Unit : Person, Day, KRW 1,000

59 세			60 ~ 64 세				
요양급여일수 Reimbursed Days	진료비 Medical Expense	급여비 Benefit	진료실인원수 Patients	입내원일수 Visits	요양급여일수 Reimbursed Days	진료비 Medical Expense	급여비 Benefit
7,652	184,723	129,713	974	2,468	8,771	130,700	72,697
480	93,506	81,577	27	121	267	25,328	18,976
7,172	91,217	48,136	960	2,347	8,504	105,372	53,721
3,976	52,741	36,707	195	412	3,108	28,428	19,376
37	11,390	8,488	-	-	-	-	-
3,939	41,351	28,220	195	412	3,108	28,428	19,376
14,811	121,761	83,088	858	1,420	11,112	78,834	53,731
-	-	-	-	-	-	-	-
14,811	121,761	83,088	858	1,420	11,112	78,834	53,731
377,371	3,881,077	2,674,581	25,172	45,984	322,750	3,264,763	2,257,598
476	55,670	42,907	60	153	453	45,553	35,089
376,895	3,825,407	2,631,674	25,164	45,831	322,297	3,219,210	2,222,509
-	-	-	3	7	52	1,868	1,389
-	-	-	1	3	8	1,446	1,191
-	-	-	2	4	44	422	198
154	356	250	5	7	37	318	222
-	-	-	-	-	-	-	-
154	356	250	5	7	37	318	222
16,430	957,483	705,237	1,367	7,326	30,564	1,632,083	1,197,323
6,447	865,494	651,310	743	5,476	10,936	1,479,029	1,106,491
9,983	91,989	53,927	1,042	1,850	19,628	153,055	90,831
22	575	206	10	132	376	18,657	13,028
-	-	-	2	26	58	15,883	11,826
22	575	206	10	106	318	2,774	1,202
-	-	-	-	-	-	-	-
-	-	-	-	-	-	-	-
-	-	-	-	-	-	-	-
7,275	277,745	211,082	65	458	10,039	190,444	136,437
872	251,150	194,624	17	311	499	154,540	114,178
6,403	26,595	16,458	54	147	9,540	35,904	22,259
57	64	45	1	1	57	38	27
-	-	-	-	-	-	-	-
57	64	45	1	1	57	38	27
1,880	343,119	263,727	80	594	3,746	345,850	267,410
775	334,393	259,402	38	460	720	332,484	260,100
1,105	8,725	4,325	64	134	3,026	13,366	7,310
615,893	4,772,816	3,341,432	70,913	115,037	708,931	5,239,823	3,673,790
1,887	259,409	189,418	114	1,009	2,231	207,828	159,008
614,006	4,513,407	3,152,014	70,822	114,028	706,700	5,031,995	3,514,782
1,253,435	17,240,296	12,043,235	93,762	277,078	1,643,419	21,899,417	15,345,863
39,969	4,028,023	3,001,881	3,320	28,623	54,346	5,598,579	4,202,390
1,213,466	13,212,273	9,041,353	93,034	248,455	1,589,073	16,300,838	11,143,472
51	3,668	2,849	2	2	149	460	320
17	3,548	2,768	-	-	-	-	-
34	119	81	2	2	149	460	320
36	126	88	-	-	55	254	179
-	-	-	-	-	-	-	-
36	126	88	-	-	55	254	179
11,020	115,365	78,545	179	430	13,383	129,532	100,632
372	52,960	37,966	6	81	132	51,017	46,629
10,648	62,406	40,579	174	349	13,251	78,515	54,003
11,836,350	66,533,735	42,886,143	67,252	268,304	11,852,171	67,333,538	43,266,875
15,770	2,218,596	1,755,476	841	6,029	16,090	2,567,870	2,041,217
11,820,580	64,315,139	41,130,667	66,902	262,275	11,836,081	64,765,668	41,225,658
458,826	11,783,753	10,594,378	921	5,257	327,379	8,412,827	7,555,065
1,934	440,838	382,433	39	1,066	1,593	372,907	326,705
456,892	11,342,915	10,211,945	916	4,191	325,786	8,039,921	7,228,361
1,844	21,139	15,608	138	253	1,546	31,018	22,328
108	10,018	8,492	14	85	151	21,507	16,288
1,736	11,121	7,116	129	168	1,395	9,511	6,040

Note : Based on the Treatment Month (excluding herbal medicine, including pharmacy in Treatment Days Treatment Amount and Benefit Amount)

제VI-2표  
Table VI-2

298 질병분류별  
Benefits by Classification of 298

구 분 Division			65 ~ 69 세				70 세 ~		
			진료실인원수 Patients	입내원일수 Visits	요양급여일수 Reimbursed Days	진료비 Medical Expense	급여비 Benefit	진료실인원수 Patients	입내원일수 Visits
021	계	S.T	1,058	2,738	9,651	146,772	81,391	891	2,195
	입원	I.P	29	91	375	27,279	20,701	11	17
	외래	O.P	1,038	2,647	9,276	119,493	60,690	884	2,178
022	계	S.T	140	284	2,107	18,510	13,131	60	120
	입원	I.P	-	-	-	-	-	-	-
	외래	O.P	140	284	2,107	18,510	13,131	60	120
023	계	S.T	418	763	5,766	42,729	30,677	181	331
	입원	I.P	-	-	-	-	-	-	-
	외래	O.P	418	763	5,766	42,729	30,677	181	331
024	계	S.T	16,874	32,293	218,746	2,137,894	1,547,169	9,259	18,387
	입원	I.P	45	132	384	40,547	30,869	21	71
	외래	O.P	16,860	32,161	218,362	2,097,347	1,516,300	9,256	18,316
025	계	S.T	1	1	1	54	14	1	8
	입원	I.P	-	-	-	-	-	1	8
	외래	O.P	1	1	1	54	14	-	-
026	계	S.T	2	2	12	47	41	2	2
	입원	I.P	-	-	-	-	-	-	-
	외래	O.P	2	2	12	47	41	2	2
027	계	S.T	1,326	7,505	30,336	1,783,682	1,322,414	1,282	7,846
	입원	I.P	767	5,759	11,481	1,645,749	1,237,935	799	6,332
	외래	O.P	962	1,746	18,855	137,934	84,479	881	1,514
028	계	S.T	5	8	38	650	233	2	4
	입원	I.P	-	-	-	-	-	-	-
	외래	O.P	5	8	38	650	233	2	4
029	계	S.T	-	-	7	31	24	1	1
	입원	I.P	-	-	-	-	-	-	-
	외래	O.P	-	-	7	31	24	1	1
030	계	S.T	55	1,178	7,175	452,003	337,852	37	752
	입원	I.P	26	912	1,217	418,282	316,366	13	676
	외래	O.P	40	266	5,958	33,721	21,486	28	76
031	계	S.T	-	-	-	-	-	-	-
	입원	I.P	-	-	-	-	-	-	-
	외래	O.P	-	-	-	-	-	-	-
032	계	S.T	62	575	1,784	321,529	245,597	59	831
	입원	I.P	37	508	752	314,960	242,169	38	772
	외래	O.P	46	67	1,032	6,570	3,428	41	59
033	계	S.T	58,040	100,196	612,828	4,686,117	3,577,942	39,492	71,419
	입원	I.P	87	1,118	1,791	416,565	345,188	59	777
	외래	O.P	57,966	99,078	611,037	4,269,552	3,232,754	39,450	70,642
034	계	S.T	76,723	249,699	1,512,442	19,225,482	13,850,222	53,208	185,250
	입원	I.P	2,855	25,877	48,872	5,064,778	3,807,148	1,949	18,126
	외래	O.P	76,113	223,822	1,463,570	14,160,704	10,043,075	52,823	167,124
035	계	S.T	4	4	40	987	796	1	1
	입원	I.P	1	1	4	823	670	-	-
	외래	O.P	3	3	36	164	126	1	1
036	계	S.T	-	-	79	160	115	1	1
	입원	I.P	-	-	-	-	-	-	-
	외래	O.P	-	-	79	160	115	1	1
037	계	S.T	136	408	9,758	74,441	51,171	74	150
	입원	I.P	12	196	285	31,603	24,475	3	23
	외래	O.P	129	212	9,473	42,838	26,696	72	127
038	계	S.T	46,062	179,684	7,670,045	44,730,988	28,797,975	25,189	96,479
	입원	I.P	571	4,469	11,446	1,849,219	1,473,575	419	3,223
	외래	O.P	45,825	175,215	7,658,599	42,881,769	27,324,399	24,972	93,256
039	계	S.T	666	5,018	239,982	6,113,321	5,495,072	375	2,717
	입원	I.P	37	1,831	2,134	287,271	247,500	20	947
	외래	O.P	665	3,187	237,848	5,826,050	5,247,572	374	1,770
040	계	S.T	70	149	854	16,696	11,857	44	86
	입원	I.P	6	32	61	10,092	7,820	2	12
	외래	O.P	66	117	793	6,604	4,036	42	74

주 : 진료일 기준 (한의원료 제외, 요양급여일수, 진료비와 급여비는 약국포함)



# 연령별 진료현황(총계) <계속>

Disease Categories by Age(Total) <Cont'd>

(단위 : 명, 일, 천원)

Unit : Person, Day, KRW 1,000

74 세			75 세이상				
요양급여일수 Reimbursed Days	진료비 Medical Expense	급여비 Benefit	진료실인원수 Patients	입내원일수 Visits	요양급여일수 Reimbursed Days	진료비 Medical Expense	급여비 Benefit
8,209	105,171	55,453	1,910	4,598	19,910	259,391	150,071
190	6,635	4,845	38	100	353	48,520	37,143
8,019	98,536	50,608	1,892	4,498	19,557	210,871	112,930
1,113	10,272	7,308	55	114	1,957	15,073	11,577
-	-	-	1	18	21	6,302	5,058
1,113	10,272	7,308	54	96	1,936	8,771	6,519
1,801	18,628	13,375	151	287	2,642	16,517	12,036
-	-	-	-	-	-	-	-
1,801	18,628	13,375	151	287	2,642	16,517	12,036
117,604	1,134,891	829,389	8,417	17,146	108,907	1,013,127	745,409
249	18,472	14,045	24	93	193	28,044	20,465
117,355	1,116,419	815,345	8,410	17,053	108,714	985,083	724,941
15	2,193	1,646	2	11	33	5,198	3,481
15	2,193	1,646	1	8	16	5,036	3,427
-	-	-	2	3	17	162	54
32	455	192	-	-	237	566	396
-	-	-	-	-	-	-	-
32	455	192	-	-	237	566	396
27,537	2,100,529	1,569,606	2,137	14,945	53,757	4,284,749	3,218,526
12,130	1,969,787	1,491,231	1,488	12,965	24,440	4,103,948	3,106,341
15,407	130,743	78,375	1,243	1,980	29,317	180,800	112,185
4	473	190	1	2	2	264	227
-	-	-	-	-	-	-	-
4	473	190	1	2	2	264	227
6	41	35	1	2	63	206	149
-	-	-	-	-	-	-	-
6	41	35	1	2	63	206	149
7,276	281,803	220,759	95	1,885	17,297	648,238	500,303
853	264,180	209,595	43	1,700	2,268	603,067	471,520
6,423	17,622	11,165	65	185	15,029	45,172	28,784
-	-	-	-	-	180	513	359
-	-	-	-	-	-	-	-
-	-	-	-	-	180	513	359
2,221	542,827	419,567	111	2,049	4,105	912,646	703,115
1,128	535,115	415,081	86	1,955	2,486	901,896	696,959
1,093	7,713	4,486	62	94	1,619	10,749	6,156
424,585	3,163,381	2,439,710	48,862	90,877	537,739	3,900,485	2,998,465
1,246	251,165	203,883	131	987	2,009	296,104	226,178
423,339	2,912,216	2,235,827	48,761	89,890	535,730	3,604,381	2,772,286
1,174,614	13,971,471	10,147,482	82,350	325,141	2,214,944	27,057,194	19,733,136
33,314	3,552,725	2,687,864	4,585	51,689	90,335	9,985,003	7,578,784
1,141,300	10,418,747	7,459,618	81,167	273,452	2,124,609	17,072,191	12,154,352
372	596	419	4	4	613	935	676
-	-	-	-	-	-	-	-
372	596	419	4	4	613	935	676
175	385	274	1	3	350	473	344
-	-	-	-	-	-	-	-
175	385	274	1	3	350	473	344
3,562	46,482	38,095	127	256	3,093	34,133	23,341
37	29,829	27,672	7	63	137	13,420	10,516
3,525	16,653	10,423	124	193	2,956	20,712	12,825
3,880,674	23,462,681	15,059,658	23,877	92,693	3,254,311	23,071,027	15,196,686
7,198	1,171,360	920,067	759	9,387	17,770	2,318,601	1,789,003
3,873,476	22,291,322	14,139,592	23,451	83,306	3,236,541	20,752,428	13,407,682
135,063	3,291,826	2,961,535	362	3,522	126,115	3,200,530	2,861,232
1,165	114,654	99,505	28	1,821	2,039	328,759	275,232
133,898	3,177,172	2,862,030	360	1,701	124,076	2,871,771	2,586,000
418	5,203	3,730	95	214	1,059	24,235	17,317
17	1,156	884	8	85	123	14,020	10,878
401	4,047	2,846	88	129	936	10,216	6,440

Note : Based on the Treatment Month (excluding herbal medicine, including pharmacy in Treatment Days Treatment Amount and Benefit Amount)

제VI-2표  
Table VI-2

298 질병분류별  
Benefits by Classification of 298

구 분 Division			총 계 G.T				0 세		
			진료실인원수 Patients	입내원일수 Visits	요양급여일수 Reimbursed Days	진료비 Medical Expense	급여비 Benefit	진료실인원수 Patients	입내원일수 Visits
041	계	S.T	1,557,310	3,615,094	9,828,407	244,093,019	180,987,200	12,702	26,024
	입원	I.P	50,758	219,404	393,067	51,638,653	45,119,710	2,991	8,895
	외래	O.P	1,528,623	3,395,690	9,435,340	192,454,367	135,867,490	10,727	17,129
042	계	S.T	2,796,352	6,382,767	48,716,099	344,708,266	248,298,625	8,204	11,115
	입원	I.P	3,291	49,655	86,313	33,568,508	27,688,514	8	46
	외래	O.P	2,794,451	6,333,112	48,629,786	311,139,758	220,610,110	8,199	11,069
043	계	S.T	715	2,834	15,606	762,037	574,773	-	-
	입원	I.P	275	1,724	4,249	677,086	527,532	-	-
	외래	O.P	671	1,110	11,357	84,951	47,241	-	-
044	계	S.T	2	2	487	892	604	-	-
	입원	I.P	-	-	-	-	-	-	-
	외래	O.P	2	2	487	892	604	-	-
045	계	S.T	68	130	3,420	11,244	7,303	1	1
	입원	I.P	1	2	2	262	176	-	-
	외래	O.P	67	128	3,418	10,981	7,126	1	1
046	계	S.T	53	58	629	2,503	1,573	-	-
	입원	I.P	-	-	-	-	-	-	-
	외래	O.P	53	58	629	2,503	1,573	-	-
047	계	S.T	2,911	4,702	58,588	472,025	311,661	-	-
	입원	I.P	49	553	904	179,066	138,926	-	-
	외래	O.P	2,883	4,149	57,684	292,960	172,735	-	-
048	계	S.T	19	72	234	38,154	25,851	-	-
	입원	I.P	4	26	36	31,712	22,833	-	-
	외래	O.P	17	46	198	6,442	3,018	-	-
049	계	S.T	4	4	110	302	211	-	-
	입원	I.P	-	-	-	-	-	-	-
	외래	O.P	4	4	110	302	211	-	-
050	계	S.T	37	91	864	15,828	9,620	-	-
	입원	I.P	-	-	-	-	-	-	-
	외래	O.P	37	91	864	15,828	9,620	-	-
051	계	S.T	2	9	125	698	381	-	-
	입원	I.P	-	-	-	-	-	-	-
	외래	O.P	2	9	125	698	381	-	-
052	계	S.T	534	578	851	5,392	3,881	-	-
	입원	I.P	-	-	-	-	-	-	-
	외래	O.P	534	578	851	5,392	3,881	-	-
053	계	S.T	7,976	11,895	97,952	1,004,286	668,376	12	16
	입원	I.P	124	1,144	2,116	404,765	301,701	-	-
	외래	O.P	7,906	10,751	95,836	599,521	366,675	12	16
054	계	S.T	5,224	10,350	342,581	1,865,942	1,234,657	-	-
	입원	I.P	66	1,251	1,628	375,180	302,797	-	-
	외래	O.P	5,178	9,099	340,953	1,490,763	931,860	-	-
055	계	S.T	297	1,219	11,267	86,862	58,829	-	-
	입원	I.P	4	283	283	30,015	22,775	-	-
	외래	O.P	294	936	10,984	56,848	36,053	-	-
056	계	S.T	21	38	647	2,742	1,896	-	-
	입원	I.P	-	-	-	-	-	-	-
	외래	O.P	21	38	647	2,742	1,896	-	-
057	계	S.T	102,778	183,161	1,222,080	11,914,473	8,425,303	438	752
	입원	I.P	1,086	8,136	15,352	2,503,943	2,028,413	20	79
	외래	O.P	101,889	175,025	1,206,728	9,410,530	6,396,890	425	673
058	계	S.T	23,507	499,009	2,502,146	160,925,362	146,577,683	2	11
	입원	I.P	6,802	208,241	354,046	82,082,072	73,128,654	1	10
	외래	O.P	23,064	290,768	2,148,100	78,843,290	73,449,028	1	1
059	계	S.T	11,811	318,036	2,139,971	112,793,613	103,008,190	-	-
	입원	I.P	4,811	169,877	301,543	73,916,888	66,848,631	-	-
	외래	O.P	11,428	148,159	1,838,428	38,876,725	36,159,559	-	-
060	계	S.T	159,763	-	15,673,170	610,308,876	544,956,690	-	-
	입원	I.P	39,522	989,565	1,810,858	399,701,553	353,156,530	-	-
	외래	O.P	156,867	965,752	13,862,312	210,607,323	191,800,160	-	-

주 : 진료일 기준 (한의원료 제외, 요양급여일수, 진료비와 급여비는 약국포함)

## Disease Categories by Age(Total) &lt;Cont'd&gt;

(단위 : 명, 일, 천원)

[illegible]

Note : Based on the Treatment Month (excluding herbal medicine, including pharmacy in Treatment Days Treatment Amount and Benefit Amount)

제VI-2표  
Table VI-2

298 질병분류별  
Benefits by Classification of 298

구 분 Division			5 ~ 9 세				10 세 ~		
			진료실인원수 Patients	입내원일수 Visits	요양급여일수 Reimbursed Days	진료비 Medical Expense	급여비 Benefit	진료실인원수 Patients	입내원일수 Visits
041	계	S.T	148,972	312,360	805,284	17,417,030	13,117,118	125,762	324,735
	입원	I.P	4,078	14,019	27,703	3,119,390	2,842,974	1,172	4,005
	외래	O.P	146,258	298,341	777,581	14,297,641	10,274,144	124,887	320,730
042	계	S.T	21,189	29,141	120,622	950,166	689,488	27,129	42,011
	입원	I.P	12	77	132	20,643	19,037	7	106
	외래	O.P	21,180	29,064	120,490	929,523	670,451	27,126	41,905
043	계	S.T	4	16	59	3,818	3,526	13	28
	입원	I.P	2	9	28	3,565	3,359	2	9
	외래	O.P	4	7	31	253	167	13	19
044	계	S.T	-	-	3	16	11	-	-
	입원	I.P	-	-	-	-	-	-	-
	외래	O.P	-	-	3	16	11	-	-
045	계	S.T	1	1	1	12	9	1	1
	입원	I.P	-	-	-	-	-	-	-
	외래	O.P	1	1	1	12	9	1	1
046	계	S.T	-	-	-	-	-	2	2
	입원	I.P	-	-	-	-	-	-	-
	외래	O.P	-	-	-	-	-	2	2
047	계	S.T	5	6	17	274	225	12	25
	입원	I.P	-	-	-	-	-	1	8
	외래	O.P	5	6	17	274	225	12	17
048	계	S.T	-	-	-	-	-	-	-
	입원	I.P	-	-	-	-	-	-	-
	외래	O.P	-	-	-	-	-	-	-
049	계	S.T	-	-	-	-	-	-	-
	입원	I.P	-	-	-	-	-	-	-
	외래	O.P	-	-	-	-	-	-	-
050	계	S.T	-	-	-	-	-	-	-
	입원	I.P	-	-	-	-	-	-	-
	외래	O.P	-	-	-	-	-	-	-
051	계	S.T	-	-	-	-	-	-	-
	입원	I.P	-	-	-	-	-	-	-
	외래	O.P	-	-	-	-	-	-	-
052	계	S.T	10	11	15	161	116	3	3
	입원	I.P	-	-	-	-	-	-	-
	외래	O.P	10	11	15	161	116	3	3
053	계	S.T	367	431	1,478	12,189	8,153	142	164
	입원	I.P	1	1	1	85	81	-	-
	외래	O.P	366	430	1,477	12,103	8,072	142	164
054	계	S.T	-	-	-	-	-	1	1
	입원	I.P	-	-	-	-	-	-	-
	외래	O.P	-	-	-	-	-	1	1
055	계	S.T	-	-	-	-	-	-	-
	입원	I.P	-	-	-	-	-	-	-
	외래	O.P	-	-	-	-	-	-	-
056	계	S.T	-	-	-	-	-	-	-
	입원	I.P	-	-	-	-	-	-	-
	외래	O.P	-	-	-	-	-	-	-
057	계	S.T	3,782	5,687	24,337	249,027	181,231	2,492	3,661
	입원	I.P	26	89	135	23,033	20,416	20	59
	외래	O.P	3,760	5,598	24,202	225,994	160,815	2,476	3,602
058	계	S.T	22	86	158	35,266	31,831	41	185
	입원	I.P	4	30	49	27,370	25,574	5	24
	외래	O.P	21	56	109	7,896	6,258	40	161
059	계	S.T	-	-	-	-	-	-	-
	입원	I.P	-	-	-	-	-	-	-
	외래	O.P	-	-	-	-	-	-	-
060	계	S.T	-	-	-	-	-	4	89
	입원	I.P	-	-	-	-	-	1	47
	외래	O.P	-	-	-	-	-	4	42

주 : 진료일 기준 (한의원류 제외, 요양급여일수, 진료비와 급여비는 약국포함)

# 연령별 진료현황(총계) <계속>

Disease Categories by Age(Total) <Cont'd>

(단위 : 명, 일, 천원)

Unit : Person, Day, KRW 1,000

14 세			15 ~ 19 세				
요양급여일수 Reimbursed Days	진료비 Medical Expense	급여비 Benefit	진료실인원수 Patients	입내원일수 Visits	요양급여일수 Reimbursed Days	진료비 Medica Expense	급여비 Benefit
671,980	21,136,318	15,108,208	86,246	213,759	491,877	14,671,217	10,505,687
8,235	1,064,948	967,628	896	3,195	6,961	1,011,639	813,146
663,745	20,071,370	14,140,580	85,594	210,564	484,916	13,659,578	9,692,541
217,511	1,594,956	1,125,208	47,236	81,523	511,059	3,854,772	2,700,379
143	55,558	51,273	16	125	270	59,811	49,498
217,368	1,539,398	1,073,934	47,226	81,398	510,789	3,794,961	2,650,881
168	4,071	3,459	26	117	407	24,055	19,160
24	3,041	2,807	11	69	180	21,661	17,815
144	1,030	652	24	48	227	2,394	1,345
-	-	-	-	-	30	23	16
-	-	-	-	-	-	-	-
-	-	-	-	-	30	23	16
1	267	187	4	8	13	503	256
-	-	-	-	-	-	-	-
1	267	187	4	8	13	503	256
2	20	15	1	1	1	45	10
-	-	-	-	-	-	-	-
2	20	15	1	1	1	45	10
97	6,206	5,699	10	19	151	1,237	702
8	5,356	5,148	-	-	-	-	-
89	850	550	10	19	151	1,237	702
-	-	-	-	-	-	-	-
-	-	-	-	-	-	-	-
-	-	-	-	-	-	-	-
-	-	-	-	-	-	-	-
-	-	-	-	-	-	-	-
-	-	-	-	-	-	-	-
-	-	-	-	-	4	18	13
-	-	-	-	-	-	-	-
-	-	-	-	-	4	18	13
-	-	-	-	-	7	22	16
-	-	-	-	-	-	-	-
-	-	-	-	-	7	22	16
3	70	26	2	2	3	17	13
-	-	-	-	-	-	-	-
3	70	26	2	2	3	17	13
404	5,686	3,495	131	174	378	5,625	3,438
-	-	-	-	-	-	-	-
404	5,686	3,495	131	174	378	5,625	3,438
1	125	63	15	17	58	894	515
-	-	-	-	-	-	-	-
1	125	63	15	17	58	894	515
-	-	-	-	-	-	-	-
-	-	-	-	-	-	-	-
-	-	-	-	-	-	-	-
-	-	-	-	-	-	-	-
-	-	-	-	-	-	-	-
-	-	-	-	-	-	-	-
16,545	193,414	136,368	2,798	4,247	20,715	258,866	179,496
114	22,044	20,052	20	104	250	36,230	28,938
16,431	171,370	116,316	2,782	4,143	20,465	222,635	150,559
490	41,567	35,948	84	961	2,131	369,020	335,504
62	18,989	15,404	21	186	476	135,736	118,615
428	22,578	20,543	84	775	1,655	233,285	216,889
-	-	-	-	-	-	-	-
-	-	-	-	-	-	-	-
-	-	-	-	-	-	-	-
1,100	66,620	59,777	6	105	390	33,647	28,941
66	41,380	36,897	1	79	173	24,499	20,767
1,034	25,240	22,880	6	26	217	9,147	8,174

Note : Based on the Treatment Month (excluding herbal medicine, including pharmacy in Treatment Days Treatment Amount and Benefit Amount)

제VI-2표  
Table VI-2

298 질병분류별  
Benefits by Classification of 298

구 분 Division			20 ~ 24 세				25 세 ~	
			진료실인원수 Patients	입내원일수 Visits	요양급여일수 Reimbursed Days	진료비 Medical Expense	급여비 Benefit	진료실인원수 Patients
								입내원일수 Visits
041	계	S.T	87,317	211,001	472,551	15,019,121	10,608,744	101,395
	입원	I.P	913	3,500	7,663	1,207,095	917,788	950
	외래	O.P	86,636	207,501	464,888	13,812,026	9,690,955	100,657
042	계	S.T	120,017	216,698	1,291,456	12,182,895	8,447,854	179,877
	입원	I.P	22	350	764	143,895	121,173	33
	외래	O.P	120,004	216,348	1,290,692	12,039,000	8,326,680	179,858
043	계	S.T	99	547	1,656	141,370	103,889	61
	입원	I.P	61	374	947	129,495	98,236	33
	외래	O.P	88	173	709	11,875	5,653	53
044	계	S.T	-	-	7	22	16	-
	입원	I.P	-	-	-	-	-	-
	외래	O.P	-	-	7	22	16	-
045	계	S.T	4	7	55	573	331	2
	입원	I.P	-	-	-	-	-	-
	외래	O.P	4	7	55	573	331	2
046	계	S.T	3	5	229	335	152	2
	입원	I.P	-	-	-	-	-	-
	외래	O.P	3	5	229	335	152	2
047	계	S.T	40	51	768	3,160	2,161	69
	입원	I.P	-	-	-	-	-	1
	외래	O.P	40	51	768	3,160	2,161	69
048	계	S.T	1	19	22	16,772	12,216	2
	입원	I.P	1	15	18	16,401	12,086	1
	외래	O.P	1	4	4	371	130	1
049	계	S.T	-	-	-	-	-	-
	입원	I.P	-	-	-	-	-	-
	외래	O.P	-	-	-	-	-	-
050	계	S.T	-	-	12	58	40	1
	입원	I.P	-	-	-	-	-	-
	외래	O.P	-	-	12	58	40	1
051	계	S.T	1	1	1	25	18	-
	입원	I.P	-	-	-	-	-	-
	외래	O.P	1	1	1	25	18	-
052	계	S.T	2	2	2	24	16	17
	입원	I.P	-	-	-	-	-	-
	외래	O.P	2	2	2	24	16	17
053	계	S.T	218	263	781	7,986	5,033	312
	입원	I.P	-	-	-	-	-	3
	외래	O.P	218	263	781	7,986	5,033	309
054	계	S.T	43	54	146	2,914	1,455	87
	입원	I.P	-	-	-	-	-	-
	외래	O.P	43	54	146	2,914	1,455	87
055	계	S.T	1	2	2	29	21	1
	입원	I.P	-	-	-	-	-	-
	외래	O.P	1	2	2	29	21	1
056	계	S.T	-	-	-	-	-	-
	입원	I.P	-	-	-	-	-	-
	외래	O.P	-	-	-	-	-	-
057	계	S.T	4,940	7,866	37,711	488,106	327,710	7,688
	입원	I.P	32	174	340	51,609	39,186	24
	외래	O.P	4,914	7,692	37,371	436,497	288,524	7,669
058	계	S.T	181	3,328	10,598	1,205,861	1,078,180	311
	입원	I.P	46	1,081	2,216	595,116	516,609	62
	외래	O.P	180	2,247	8,382	610,745	561,571	310
059	계	S.T	3	275	801	183,143	167,487	2
	입원	I.P	2	234	377	168,828	154,064	-
	외래	O.P	3	41	424	14,315	13,423	2
060	계	S.T	38	723	3,039	352,838	314,307	167
	입원	I.P	16	469	902	265,884	233,926	68
	외래	O.P	37	254	2,137	86,955	80,382	165

주 : 진료일 기준 (한의원류 제외, 요양급여일수, 진료비와 급여비는 약국포함)

# 연령별 진료현황(총계) <계속>

Disease Categories by Age(Total) <Cont'd>

(단위 : 명, 일, 천원)

Unit : Person, Day, KRW 1,000

29 세			30 ~ 34 세				
요양급여일수 Reimbursed Days	진료비 Medical Expense	급여비 Benefit	진료실인원수 Patients	입내원일수 Visits	요양급여일수 Reimbursed Days	진료비 Medical Expense	급여비 Benefit
541,903	16,717,458	11,832,272	87,607	196,581	467,136	13,449,179	9,576,323
7,017	1,127,099	859,269	835	3,258	6,773	1,103,059	846,378
534,886	15,590,360	10,973,002	86,960	193,323	460,363	12,346,120	8,729,945
1,997,914	19,749,856	13,759,503	191,998	389,074	2,281,493	20,580,850	14,291,865
821	515,335	450,901	62	412	861	297,606	242,094
1,997,093	19,234,522	13,308,602	191,965	388,662	2,280,632	20,283,245	14,049,771
1,136	70,919	52,419	52	198	955	45,580	33,357
494	64,657	49,386	21	107	339	37,991	29,434
642	6,262	3,033	50	91	616	7,589	3,923
4	34	24	-	-	-	-	-
-	-	-	-	-	-	-	-
4	34	24	-	-	-	-	-
296	632	445	4	8	92	192	137
-	-	-	-	-	-	-	-
296	632	445	4	8	92	192	137
8	48	33	4	4	10	115	81
-	-	-	-	-	-	-	-
8	48	33	4	4	10	115	81
1,627	16,032	11,338	66	223	1,336	15,055	11,466
18	6,379	5,054	2	132	132	10,299	8,309
1,609	9,653	6,284	64	91	1,204	4,756	3,157
12	11,786	8,745	2	5	12	2,780	1,599
6	11,749	8,719	1	3	10	2,705	1,581
6	37	26	1	2	2	76	18
-	-	-	-	-	-	-	-
-	-	-	-	-	-	-	-
-	-	-	-	-	-	-	-
16	87	57	-	-	23	102	71
-	-	-	-	-	-	-	-
16	87	57	-	-	23	102	71
-	-	-	-	-	-	-	-
-	-	-	-	-	-	-	-
-	-	-	-	-	-	-	-
34	215	156	9	9	18	183	133
-	-	-	-	-	-	-	-
34	215	156	9	9	18	183	133
1,204	16,956	10,520	272	354	1,774	26,531	16,106
20	1,977	1,336	3	5	17	5,192	3,631
1,184	14,979	9,183	270	349	1,757	21,340	12,475
711	7,655	4,010	110	151	1,093	12,483	6,791
-	-	-	-	-	-	-	-
711	7,655	4,010	110	151	1,093	12,483	6,791
5	34	23	1	1	1	21	10
-	-	-	-	-	-	-	-
5	34	23	1	1	1	21	10
-	-	-	-	-	-	-	-
-	-	-	-	-	-	-	-
-	-	-	-	-	-	-	-
56,612	833,413	545,802	6,784	11,352	54,868	788,748	529,777
235	38,698	30,169	28	106	276	39,824	31,135
56,377	794,715	515,633	6,765	11,246	54,592	748,924	498,642
14,592	1,372,969	1,253,800	414	6,403	25,344	2,119,159	1,921,417
2,410	588,513	529,917	99	1,921	3,703	852,003	748,962
12,182	784,456	723,883	411	4,482	21,641	1,267,156	1,172,455
10	487	278	4	226	662	114,080	104,606
-	-	-	3	145	179	84,654	76,939
10	487	278	3	81	483	29,426	27,667
20,711	1,638,386	1,461,707	385	7,984	38,030	3,104,317	2,770,912
4,486	1,086,505	952,931	150	4,503	8,999	2,115,424	1,858,751
16,225	551,881	508,776	380	3,481	29,031	988,894	912,160

Note : Based on the Treatment Month (excluding herbal medicine, including pharmacy in Treatment Days Treatment Amount and Benefit Amount)

제VI-2표  
Table VI-2

298 질병분류별  
Benefits by Classification of 298

구 분 Division			35 ~ 39 세				40 세 ~		
			진료실인원수 Patients	입내원일수 Visits	요양급여일수 Reimbursed Days	진료비 Medical Expense	급여비 Benefit	진료실인원수 Patients	입내원일수 Visits
041	계	S.T	78,813	163,593	432,045	10,791,861	7,747,744	85,264	165,409
	입원	I.P	631	2,768	5,701	940,029	733,892	566	3,077
	외래	O.P	78,298	160,825	426,344	9,851,832	7,013,851	84,808	162,332
042	계	S.T	184,767	394,532	2,420,613	20,105,794	14,024,375	225,151	499,486
	입원	I.P	78	841	1,439	777,497	641,696	110	879
	외래	O.P	184,715	393,691	2,419,174	19,328,297	13,382,679	225,086	498,607
043	계	S.T	50	186	958	50,402	38,113	61	196
	입원	I.P	22	108	277	44,028	34,701	19	120
	외래	O.P	45	78	681	6,374	3,412	58	76
044	계	S.T	-	-	-	-	-	-	-
	입원	I.P	-	-	-	-	-	-	-
	외래	O.P	-	-	-	-	-	-	-
045	계	S.T	3	3	11	156	102	8	18
	입원	I.P	-	-	-	-	-	-	-
	외래	O.P	3	3	11	156	102	8	18
046	계	S.T	5	5	20	141	100	6	6
	입원	I.P	-	-	-	-	-	-	-
	외래	O.P	5	5	20	141	100	6	6
047	계	S.T	82	114	1,393	10,574	6,693	101	171
	입원	I.P	1	1	1	650	520	-	-
	외래	O.P	82	113	1,392	9,924	6,173	101	171
048	계	S.T	1	4	11	487	171	3	8
	입원	I.P	-	-	-	-	-	-	-
	외래	O.P	1	4	11	487	171	3	8
049	계	S.T	-	-	-	-	-	-	-
	입원	I.P	-	-	-	-	-	-	-
	외래	O.P	-	-	-	-	-	-	-
050	계	S.T	-	-	18	88	62	1	1
	입원	I.P	-	-	-	-	-	-	-
	외래	O.P	-	-	18	88	62	1	1
051	계	S.T	-	-	-	-	-	-	-
	입원	I.P	-	-	-	-	-	-	-
	외래	O.P	-	-	-	-	-	-	-
052	계	S.T	14	15	24	226	156	6	6
	입원	I.P	-	-	-	-	-	-	-
	외래	O.P	14	15	24	226	156	6	6
053	계	S.T	237	327	1,403	26,817	17,585	322	435
	입원	I.P	3	28	40	10,840	7,935	7	26
	외래	O.P	234	299	1,363	15,977	9,649	317	409
054	계	S.T	149	220	1,132	18,996	10,422	200	308
	입원	I.P	-	-	-	-	-	3	42
	외래	O.P	149	220	1,132	18,996	10,422	198	266
055	계	S.T	2	3	3	66	33	1	5
	입원	I.P	-	-	-	-	-	1	4
	외래	O.P	2	3	3	66	33	1	1
056	계	S.T	-	-	-	-	-	-	-
	입원	I.P	-	-	-	-	-	-	-
	외래	O.P	-	-	-	-	-	-	-
057	계	S.T	5,954	9,592	58,269	654,429	440,065	6,489	10,824
	입원	I.P	23	98	235	28,699	22,518	35	234
	외래	O.P	5,937	9,494	58,034	625,730	417,548	6,461	10,590
058	계	S.T	560	7,999	29,745	2,699,854	2,442,166	994	16,591
	입원	I.P	141	2,337	5,154	1,107,895	965,990	255	5,569
	외래	O.P	552	5,662	24,591	1,591,959	1,476,176	987	11,022
059	계	S.T	19	561	3,326	191,682	173,921	54	1,221
	입원	I.P	8	163	440	105,312	93,510	23	811
	외래	O.P	19	398	2,886	86,370	80,410	53	410
060	계	S.T	1,121	18,649	104,566	6,494,638	5,774,635	3,870	51,945
	입원	I.P	343	9,644	19,117	4,259,073	3,721,800	1,067	25,699
	외래	O.P	1,109	9,005	85,449	2,235,565	2,052,835	3,840	26,246

주 : 진료일 기준 (한의원류 제외, 요양급여일수, 진료비와 급여비는 약국포함)



# 연령별 진료현황(총계) <계속>

Disease Categories by Age(Total) <Cont'd>

(단위 : 명, 일, 천원)

Unit : Person, Day, KRW 1,000

44 세			45 세 ~ 49 세				
요양급여일수 Reimbursed Days	진료비 Medical Expense	급여비 Benefit	진료실인원수 Patients	입내원일수 Visits	요양급여일수 Reimbursed Days	진료비 Medical Expense	급여비 Benefit
471,866	10,499,978	7,587,231	73,178	140,332	431,401	8,884,629	6,479,149
5,495	893,229	703,731	502	2,659	4,783	842,699	698,639
466,371	9,606,749	6,883,500	72,764	137,673	426,618	8,041,930	5,780,510
3,295,624	24,609,227	17,090,962	230,886	535,621	3,920,011	27,471,764	19,284,240
2,106	384,616	313,422	158	1,487	3,941	1,318,828	1,130,963
3,293,518	24,224,611	16,777,540	230,789	534,134	3,916,070	26,152,936	18,153,277
1,235	60,488	47,278	62	205	1,086	46,061	34,856
320	54,935	44,263	18	105	260	39,561	31,069
915	5,553	3,015	60	100	826	6,499	3,788
8	18	13	-	-	15	41	29
-	-	-	-	-	-	-	-
8	18	13	-	-	15	41	29
277	604	461	3	4	113	388	262
-	-	-	1	2	2	262	176
277	604	461	2	2	111	125	86
67	298	212	5	6	72	450	213
-	-	-	-	-	-	-	-
67	298	212	5	6	72	450	213
1,894	12,375	7,092	150	254	3,708	23,294	15,082
-	-	-	2	10	27	4,699	3,747
1,894	12,375	7,092	149	244	3,681	18,595	11,336
8	849	299	1	1	1	19	14
-	-	-	-	-	-	-	-
8	849	299	1	1	1	19	14
-	-	-	1	1	8	19	12
-	-	-	-	-	-	-	-
-	-	-	1	1	8	19	12
1	167	83	5	10	118	1,301	777
-	-	-	-	-	-	-	-
1	167	83	5	10	118	1,301	777
14	13	9	1	8	98	626	329
-	-	-	-	-	-	-	-
14	13	9	1	8	98	626	329
16	46	41	5	5	7	38	30
-	-	-	-	-	-	-	-
16	46	41	5	5	7	38	30
2,754	38,108	24,255	383	580	4,397	48,158	30,419
91	9,920	6,940	11	36	100	15,974	12,227
2,663	28,188	17,315	377	544	4,297	32,184	18,192
3,160	88,165	63,463	295	457	6,867	50,026	29,208
42	64,459	50,200	1	1	4	856	602
3,118	23,706	13,263	294	456	6,863	49,170	28,605
38	1,599	947	11	51	775	3,206	1,952
4	1,550	915	-	-	-	-	-
34	49	32	11	51	775	3,206	1,952
-	-	-	-	-	4	9	6
-	-	-	-	-	-	-	-
-	-	-	-	-	4	9	6
401	745,223	503,022	6,291	10,529	76,850	646,816	439,953
	75,545	58,388	23	179	277	45,971	38,243
	669,678	444,634	6,274	10,350	76,573	600,845	401,710
	5,372,305	4,858,961	1,314	25,047	103,984	7,737,091	7,028,515
	2,510,744	2,201,619	344	8,966	14,713	3,323,281	2,913,950
6,316	2,861,561	2,657,342	1,298	16,081	89,271	4,413,810	4,114,565
	504,561	459,955	181	5,146	34,517	1,939,579	1,773,372
	381,082	344,739	85	2,751	4,668	1,210,175	1,088,972
	123,479	115,215	176	2,395	29,849	729,405	684,400
	17,748,583	15,721,747	6,670	90,232	603,391	28,348,392	25,232,337
353,939	11,721,399	10,200,834	1,603	46,381	87,093	18,006,973	15,787,736
302,712	6,027,184	5,520,913	6,622	43,851	516,298	10,341,419	9,444,600

Note : Based on the Treatment Month (excluding herbal medicine, including pharmacy in Treatment Days Treatment Amount and Benefit Amount)

제VI-2표  
Table VI-2

298 질병분류별  
Benefits by Classification of 298

구 분 Division			50 ~ 54 세				55 세 ~		
			진료실인원수 Patients	입내원일수 Visits	요양급여일수 Reimbursed Days	진료비 Medical Expense	급여비 Benefit	진료실인원수 Patients	입내원일수 Visits
041	계	S.T	72,255	141,019	440,717	9,341,629	6,740,279	60,012	117,119
	입원	I.P	528	3,706	6,058	1,167,481	948,160	579	4,954
	외래	O.P	71,823	137,313	434,659	8,174,147	5,792,119	59,522	112,165
042	계	S.T	274,629	662,355	5,327,377	33,704,779	23,604,591	264,674	660,206
	입원	I.P	211	2,122	5,057	1,461,091	1,176,668	313	3,234
	외래	O.P	274,500	660,233	5,322,320	32,243,687	22,427,923	264,516	656,972
043	계	S.T	93	345	2,064	94,858	71,462	54	233
	입원	I.P	34	205	518	85,062	65,910	24	163
	외래	O.P	88	140	1,546	9,795	5,552	49	70
044	계	S.T	-	-	120	94	66	-	-
	입원	I.P	-	-	-	-	-	-	-
	외래	O.P	-	-	120	94	66	-	-
045	계	S.T	6	14	392	550	395	1	1
	입원	I.P	-	-	-	-	-	-	-
	외래	O.P	6	14	392	550	395	1	1
046	계	S.T	3	3	14	88	60	2	2
	입원	I.P	-	-	-	-	-	-	-
	외래	O.P	3	3	14	88	60	2	2
047	계	S.T	257	461	6,147	55,267	37,044	371	519
	입원	I.P	7	97	174	28,836	21,541	4	15
	외래	O.P	253	364	5,973	26,430	15,504	369	504
048	계	S.T	1	3	10	592	300	2	9
	입원	I.P	-	-	-	-	-	1	2
	외래	O.P	1	3	10	592	300	2	7
049	계	S.T	1	1	6	30	21	-	-
	입원	I.P	-	-	-	-	-	-	-
	외래	O.P	1	1	6	30	21	-	-
050	계	S.T	2	2	38	549	300	1	2
	입원	I.P	-	-	-	-	-	-	-
	외래	O.P	2	2	38	549	300	1	2
051	계	S.T	-	-	-	-	-	-	-
	입원	I.P	-	-	-	-	-	-	-
	외래	O.P	-	-	-	-	-	-	-
052	계	S.T	18	20	43	213	151	27	32
	입원	I.P	-	-	-	-	-	-	-
	외래	O.P	18	20	43	213	151	27	32
053	계	S.T	587	873	7,950	82,959	50,522	737	1,058
	입원	I.P	12	52	125	22,265	16,646	14	91
	외래	O.P	581	821	7,825	60,694	33,876	729	967
054	계	S.T	427	631	10,528	73,222	43,996	544	921
	입원	I.P	3	5	35	1,564	1,044	5	91
	외래	O.P	424	626	10,493	71,658	42,952	541	830
055	계	S.T	35	91	704	6,217	3,932	65	294
	입원	I.P	-	-	-	-	-	-	-
	외래	O.P	35	91	704	6,217	3,932	65	294
056	계	S.T	-	-	-	-	-	-	-
	입원	I.P	-	-	-	-	-	-	-
	외래	O.P	-	-	-	-	-	-	-
057	계	S.T	7,783	13,295	100,976	868,618	598,558	7,968	13,779
	입원	I.P	46	303	660	151,154	121,546	59	405
	외래	O.P	7,747	12,992	100,316	717,464	477,012	7,922	13,374
058	계	S.T	2,213	51,624	218,137	16,431,457	14,979,734	2,722	62,327
	입원	I.P	659	21,568	38,435	8,121,416	7,206,363	779	26,275
	외래	O.P	2,187	30,056	179,702	8,310,041	7,773,371	2,681	36,052
059	계	S.T	430	15,041	83,258	5,785,680	5,270,747	939	32,718
	입원	I.P	211	8,245	14,334	3,832,570	3,438,989	469	18,733
	외래	O.P	416	6,796	68,924	1,953,110	1,831,758	911	13,985
060	계	S.T	11,146	146,124	982,433	45,227,630	40,081,352	16,368	203,577
	입원	I.P	2,745	75,291	137,928	29,359,392	25,648,254	3,817	101,421
	외래	O.P	11,035	70,833	844,505	15,868,238	14,433,098	16,225	102,156

주 : 진료실 기준 (한의원 제외, 요양급여일수, 진료비와 급여비는 약국포함)

# 연령별 진료현황(총계) <계속>

Disease Categories by Age(Total) <Cont'd>

(단위 : 명, 일, 천원)

Unit : Person, Day, KRW 1,000

59 세			60 ~ 64 세				
요양급여일수 Reimbursed Days	진료비 Medical Expense	급여비 Benefit	진료실인원수 Patients	입내원일수 Visits	요양급여일수 Reimbursed Days	진료비 Medical Expense	급여비 Benefit
400,069	8,066,089	5,843,749	71,449	190,645	516,455	15,030,528	10,224,410
7,201	1,329,008	1,110,983	717	6,734	10,000	2,248,824	1,880,517
392,868	6,737,081	4,732,766	70,851	183,911	506,455	12,781,703	8,343,894
5,693,555	34,566,275	24,413,645	296,967	750,341	6,602,080	40,817,963	28,908,773
8,083	2,417,644	2,009,039	430	5,175	9,977	4,077,272	3,313,153
5,685,472	32,148,632	22,404,606	296,749	745,166	6,592,103	36,740,691	25,595,620
1,111	70,255	53,684	39	93	1,574	28,603	20,331
333	64,246	50,411	7	45	115	24,308	17,732
778	6,009	3,274	39	48	1,459	4,296	2,600
90	73	51	1	1	129	303	214
-	-	-	-	-	-	-	-
90	73	51	1	1	129	303	214
42	153	107	5	5	152	287	176
-	-	-	-	-	-	-	-
42	153	107	5	5	152	287	176
66	136	97	1	1	16	117	82
-	-	-	-	-	-	-	-
66	136	97	1	1	16	117	82
5,192	34,994	20,967	509	730	9,493	58,110	35,420
49	5,479	4,192	5	29	55	14,277	10,352
5,143	29,516	16,774	506	701	9,438	43,833	25,068
14	1,648	703	2	10	38	1,383	615
2	858	447	-	-	-	-	-
12	790	256	2	10	38	1,383	615
-	-	-	-	-	-	-	-
-	-	-	-	-	-	-	-
-	-	-	-	-	-	-	-
8	418	245	8	15	85	2,681	1,657
-	-	-	-	-	-	-	-
8	418	245	8	15	85	2,681	1,657
-	-	-	-	-	-	-	-
-	-	-	-	-	-	-	-
-	-	-	-	-	-	-	-
113	664	418	35	39	51	233	193
-	-	-	-	-	-	-	-
113	664	418	35	39	51	233	193
8,593	90,636	57,871	937	1,482	15,392	166,757	110,141
230	26,854	19,597	21	154	271	73,901	54,795
8,363	63,782	38,274	925	1,328	15,121	92,856	55,346
19,889	145,744	91,429	815	1,852	46,860	267,427	173,565
155	29,999	21,413	5	357	387	41,095	34,135
19,734	115,745	70,016	810	1,495	46,473	226,332	139,430
1,298	13,291	8,386	92	375	3,358	36,280	25,897
-	-	-	1	214	214	22,326	17,248
1,298	13,291	8,386	91	161	3,144	13,954	8,649
-	-	-	1	2	11	86	56
-	-	-	-	-	-	-	-
-	-	-	1	2	11	86	56
110,720	802,288	545,664	9,076	16,647	134,302	972,145	666,470
779	111,950	87,196	79	536	1,064	170,049	136,945
109,941	690,338	458,469	9,009	16,111	133,238	802,096	529,526
297,315	19,958,892	18,175,129	3,701	81,766	428,139	26,178,039	23,859,695
45,606	9,995,026	8,892,846	1,035	33,415	58,993	12,964,290	11,548,127
251,709	9,963,866	9,282,282	3,651	48,351	369,146	13,213,749	12,311,568
183,732	12,112,420	11,045,350	1,941	59,191	387,874	21,472,658	19,581,151
34,544	8,307,249	7,485,617	868	31,147	58,747	14,083,650	12,700,684
149,188	3,805,171	3,559,733	1,905	28,044	329,127	7,389,008	6,880,468
1,458,133	62,857,994	55,947,191	26,329	313,740	2,445,019	99,106,201	88,261,810
192,536	39,725,485	34,861,812	6,303	154,671	296,640	63,106,515	55,537,702
1,265,597	23,132,509	21,085,378	26,078	159,069	2,148,379	35,999,687	32,724,108

Note : Based on the Treatment Month (excluding herbal medicine, including pharmacy in Treatment Days Treatment Amount and Benefit Amount)

제VI-2표  
Table VI-2

298 질병분류별  
Benefits by Classification of 298

구 분 Division			65 ~ 69 세				70 세 ~	
			진료실인원수 Patients	입내원일수 Visits	요양급여일수 Reimbursed Days	진료비 Medical Expense	급여비 Benefit	진료실인원수 Patients
								입내원일수 Visits
041	계	S.T	56,395	158,517	437,001	12,755,171	8,830,819	38,152
	입원	I.P	702	8,254	11,136	2,207,520	1,844,663	600
	외래	O.P	55,784	150,263	425,865	10,547,651	6,986,156	37,641
042	계	S.T	249,517	642,542	5,613,256	36,288,371	27,497,763	181,767
	입원	I.P	485	6,947	12,383	5,367,561	4,499,827	410
	외래	O.P	249,267	635,595	5,600,873	30,920,810	22,997,936	181,537
043	계	S.T	47	200	1,119	84,793	64,995	31
	입원	I.P	13	126	222	77,970	60,915	5
	외래	O.P	46	74	897	6,823	4,080	31
044	계	S.T	-	-	30	19	13	-
	입원	I.P	-	-	-	-	-	-
	외래	O.P	-	-	30	19	13	-
045	계	S.T	6	9	695	2,039	1,405	8
	입원	I.P	-	-	-	-	-	-
	외래	O.P	6	9	695	2,039	1,405	8
046	계	S.T	6	6	19	211	122	4
	입원	I.P	-	-	-	-	-	-
	외래	O.P	6	6	19	211	122	4
047	계	S.T	484	803	10,168	111,667	74,258	368
	입원	I.P	12	120	239	60,523	45,019	4
	외래	O.P	480	683	9,929	51,144	29,239	365
048	계	S.T	3	5	105	1,527	1,035	-
	입원	I.P	-	-	-	-	-	-
	외래	O.P	3	5	105	1,527	1,035	-
049	계	S.T	1	1	1	93	65	-
	입원	I.P	-	-	-	-	-	-
	외래	O.P	1	1	1	93	65	-
050	계	S.T	8	33	150	4,998	3,228	5
	입원	I.P	-	-	-	-	-	-
	외래	O.P	8	33	150	4,998	3,228	5
051	계	S.T	-	-	-	-	-	-
	입원	I.P	-	-	-	-	-	-
	외래	O.P	-	-	-	-	-	-
052	계	S.T	75	81	112	605	472	97
	입원	I.P	-	-	-	-	-	-
	외래	O.P	75	81	112	605	472	97
053	계	S.T	889	1,791	14,087	188,100	130,017	775
	입원	I.P	23	503	695	112,693	84,151	13
	외래	O.P	878	1,288	13,392	75,407	45,866	767
054	계	S.T	732	1,344	54,129	247,262	159,228	644
	입원	I.P	6	14	51	3,711	2,734	6
	외래	O.P	727	1,330	54,078	243,551	156,493	639
055	계	S.T	57	200	3,340	13,254	8,617	20
	입원	I.P	-	-	-	-	-	1
	외래	O.P	57	200	3,340	13,254	8,617	19
056	계	S.T	1	1	1	12	8	4
	입원	I.P	-	-	-	-	-	-
	외래	O.P	1	1	1	12	8	4
057	계	S.T	7,516	15,455	119,055	1,054,200	761,602	5,184
	입원	I.P	103	1,246	2,029	346,724	270,866	90
	외래	O.P	7,435	14,209	117,026	707,476	490,736	5,112
058	계	S.T	3,626	80,402	433,730	25,771,425	23,484,515	2,890
	입원	I.P	1,024	33,968	56,845	13,636,232	12,187,575	886
	외래	O.P	3,564	46,434	376,885	12,135,193	11,296,939	2,827
059	계	S.T	2,498	68,183	491,670	24,651,355	22,547,067	2,284
	입원	I.P	949	35,056	63,514	16,245,694	14,745,005	848
	외래	O.P	2,440	33,127	428,156	8,405,661	7,802,062	2,215
060	계	S.T	27,279	309,903	2,677,184	97,606,330	87,348,600	24,412
	입원	I.P	6,043	145,596	280,035	61,073,085	54,101,371	5,613
	외래	O.P	27,017	164,307	2,397,149	36,533,244	33,247,229	24,115

주 : 진료실 기준 (한의원류 제외, 요양급여일수, 진료비와 급여비는 약국포함)

# 연령별 진료현황(총계) <계속>

Disease Categories by Age(Total) <Cont'd>

(단위 : 명, 일, 천원)

Unit : Person, Day, KRW 1,000

74 세			75 세이상				
요양급여일수 Reimbursed Days	진료비 Medical Expense	급여비 Benefit	진료실인원수 Patients	입내원일수 Visits	요양급여일수 Reimbursed Days	진료비 Medical Expense	급여비 Benefit
304,446	8,503,206	5,870,722	58,501	180,497	524,834	15,722,443	11,135,721
7,385	1,332,324	1,100,787	2,464	24,643	32,592	4,763,996	3,889,429
297,061	7,170,882	4,769,934	56,226	155,854	492,242	10,958,448	7,246,292
3,997,051	27,403,366	20,980,070	256,959	617,980	5,214,507	39,005,639	29,958,804
11,514	5,591,477	4,666,361	903	19,144	28,396	10,973,075	8,906,259
3,985,537	21,811,889	16,313,710	256,369	598,836	5,186,111	28,032,563	21,052,546
716	20,669	15,474	19	59	1,340	14,486	11,373
128	16,118	12,490	2	23	53	9,105	7,738
588	4,550	2,983	19	36	1,287	5,381	3,635
30	99	70	1	1	21	150	83
-	-	-	-	-	-	-	-
30	99	70	1	1	21	150	83
531	2,524	1,422	10	20	747	2,327	1,576
-	-	-	-	-	-	-	-
531	2,524	1,422	10	20	747	2,327	1,576
39	253	189	9	10	56	232	195
-	-	-	-	-	-	-	-
39	253	189	9	10	56	232	195
6,320	41,077	24,476	382	698	10,272	82,625	58,980
10	2,087	1,505	10	122	191	40,481	33,540
6,310	38,991	22,971	373	576	10,081	42,145	25,439
-	-	-	1	1	1	310	155
-	-	-	-	-	-	-	-
-	-	-	1	1	1	310	155
-	-	-	1	1	95	159	112
-	-	-	-	-	-	-	-
-	-	-	1	1	95	159	112
373	2,666	1,480	6	10	18	2,694	1,606
-	-	-	-	-	-	-	-
373	2,666	1,480	6	10	18	2,694	1,606
-	-	-	-	-	5	11	9
-	-	-	-	-	-	-	-
-	-	-	-	-	5	11	9
131	1,284	833	210	227	274	1,353	1,083
-	-	-	-	-	-	-	-
131	1,284	833	210	227	274	1,353	1,083
15,008	153,993	106,915	1,299	1,880	21,175	122,494	85,281
220	82,080	61,026	13	100	306	42,986	33,335
14,788	71,914	45,889	1,294	1,780	20,869	79,509	51,946
63,572	270,636	172,831	1,162	2,955	134,435	680,394	477,684
54	5,763	4,337	37	701	900	227,733	188,330
63,518	264,873	168,493	1,140	2,254	133,535	452,660	289,354
1,104	5,959	3,936	11	77	639	6,907	5,075
3	230	171	1	62	62	5,908	4,441
1,101	5,728	3,765	10	15	577	999	633
339	853	586	15	27	292	1,782	1,238
-	-	-	-	-	-	-	-
339	853	586	15	27	292	1,782	1,238
87,440	817,511	621,626	12,222	26,761	215,181	2,076,437	1,557,749
1,584	283,578	243,867	377	3,470	6,343	970,253	778,244
85,856	533,933	377,759	11,900	23,291	208,838	1,106,186	779,506
371,641	21,798,563	19,896,594	4,426	94,181	498,159	29,826,200	27,189,281
46,723	11,693,676	10,473,485	1,441	44,860	68,031	16,504,598	14,777,610
324,918	10,104,886	9,423,110	4,264	49,321	430,128	13,321,603	12,411,672
398,762	18,450,232	16,790,630	3,456	81,422	549,043	27,387,736	25,093,626
49,445	11,925,391	10,753,337	1,345	44,381	73,884	17,572,283	15,966,772
349,317	6,524,841	6,037,293	3,285	37,041	475,159	9,815,451	9,126,853
2,410,445	86,029,950	76,992,954	41,968	551,546	4,574,790	161,693,351	144,960,422
230,690	54,744,024	48,549,347	11,752	310,856	500,966	114,171,915	101,644,401
2,179,755	31,285,926	28,443,607	40,234	240,690	4,073,824	47,521,434	43,316,021

Note : Based on the Treatment Month (excluding herbal medicine, including pharmacy in Treatment Days Treatment Amount and Benefit Amount)

제VI-2표  
Table VI-2

298 질병분류별  
Benefits by Classification of 298

구 분 Division			총 계 G.T				0 세		
			진료실인원수 Patients	입내원일수 Visits	요양급여일수 Reimbursed Days	진료비 Medical Expense	급여비 Benefit	진료실인원수 Patients	입내원일수 Visits
061	계	S.T	89,444	1,514,147	7,483,520	492,430,316	442,473,896	-	-
	입원	I.P	26,242	852,845	1,481,384	345,491,154	307,936,190	-	-
	외래	O.P	86,482	661,302	6,002,136	146,939,162	134,537,706	-	-
062	계	S.T	71,830	1,216,601	5,927,633	396,024,605	357,480,556	-	-
	입원	I.P	20,300	610,409	1,076,019	240,698,509	214,522,833	-	-
	외래	O.P	69,903	606,192	4,851,614	155,326,096	142,957,723	-	-
063	계	S.T	76,597	1,526,156	19,351,183	702,927,432	636,925,518	5	211
	입원	I.P	35,096	824,831	1,906,535	444,824,356	400,601,131	5	169
	외래	O.P	73,360	701,325	17,444,648	258,103,075	236,324,386	3	42
064	계	S.T	24,543	933,114	4,438,477	338,360,217	307,154,411	-	-
	입원	I.P	15,513	615,296	1,354,691	252,355,834	227,194,704	-	-
	외래	O.P	22,825	317,818	3,083,786	86,004,383	79,959,708	-	-
065	계	S.T	31,552	800,037	4,482,475	308,189,970	279,136,204	-	-
	입원	I.P	14,850	517,777	917,530	233,597,685	210,231,673	-	-
	외래	O.P	29,217	282,260	3,564,945	74,592,284	68,904,531	-	-
066	계	S.T	7,746	125,560	805,497	38,212,504	35,042,985	-	-
	입원	I.P	1,934	48,930	83,036	16,889,987	15,201,290	-	-
	외래	O.P	7,593	76,630	722,461	21,322,517	19,841,694	-	-
067	계	S.T	116,512	2,593,552	16,518,005	1,277,178,870	1,174,092,735	-	-
	입원	I.P	48,849	1,357,726	2,269,449	589,042,527	527,344,096	-	-
	외래	O.P	111,228	1,235,826	14,248,556	688,136,343	646,748,639	-	-
068	계	S.T	9,025	147,913	680,221	49,627,430	44,818,352	4	220
	입원	I.P	2,574	65,001	119,051	27,661,615	24,482,633	4	138
	외래	O.P	8,764	82,912	561,170	21,965,815	20,335,719	4	82
069	계	S.T	4,867	85,481	341,773	30,214,271	27,025,877	1	53
	입원	I.P	1,229	48,951	92,844	21,852,716	19,467,676	1	40
	외래	O.P	4,638	36,530	248,929	8,361,555	7,558,201	1	13
070	계	S.T	4,916	86,525	397,268	42,683,792	39,380,744	1	1
	입원	I.P	1,389	37,397	63,267	13,363,913	11,897,855	-	-
	외래	O.P	4,819	49,128	334,001	29,319,879	27,482,889	1	1
071	계	S.T	22,160	227,054	800,237	41,460,789	37,233,426	1	1
	입원	I.P	5,358	107,268	144,337	23,939,972	21,177,925	-	-
	외래	O.P	21,510	119,786	655,900	17,520,817	16,055,500	1	1
072	계	S.T	12,919	291,486	1,226,694	99,724,469	89,947,806	7	200
	입원	I.P	4,675	159,120	294,864	61,164,567	54,219,292	5	107
	외래	O.P	12,343	132,366	931,830	38,559,902	35,728,513	6	93
073	계	S.T	237,346	4,224,592	56,828,289	1,433,602,165	1,277,580,110	-	-
	입원	I.P	48,661	1,550,339	2,472,636	482,807,708	402,352,418	-	-
	외래	O.P	236,365	2,674,253	54,355,653	950,794,457	875,227,692	-	-
074	계	S.T	24,737	391,636	2,691,876	108,710,564	97,913,808	-	-
	입원	I.P	5,316	171,530	322,230	58,323,118	51,883,024	-	-
	외래	O.P	24,444	220,106	2,369,646	50,387,446	46,030,784	-	-
075	계	S.T	24,161	360,306	2,473,988	95,735,880	84,832,922	-	-
	입원	I.P	6,028	165,290	339,807	54,608,258	47,242,684	-	-
	외래	O.P	23,856	195,016	2,134,181	41,127,622	37,590,238	-	-
076	계	S.T	25,820	671,323	3,631,511	219,262,019	197,053,113	-	-
	입원	I.P	9,228	406,505	805,245	128,053,697	112,675,157	-	-
	외래	O.P	25,152	264,818	2,826,266	91,208,321	84,377,956	-	-
077	계	S.T	123,015	1,372,884	27,017,398	464,835,881	417,400,052	-	-
	입원	I.P	22,415	430,300	723,630	116,328,036	102,453,658	-	-
	외래	O.P	121,606	942,584	26,293,768	348,507,845	314,946,394	-	-
078	계	S.T	3,045	25,604	134,157	6,638,828	5,880,799	1	8
	입원	I.P	607	9,539	17,228	3,581,574	3,166,479	1	6
	외래	O.P	2,967	16,065	116,929	3,057,255	2,714,320	1	2
079	계	S.T	42,219	572,205	7,091,529	177,062,047	159,469,160	-	-
	입원	I.P	14,303	251,288	452,808	98,001,029	87,152,865	-	-
	외래	O.P	40,916	320,917	6,638,721	79,061,018	72,316,295	-	-
080	계	S.T	48,609	543,443	5,062,695	215,051,978	194,284,910	2	16
	입원	I.P	12,356	248,936	419,607	95,675,164	84,663,943	2	11
	외래	O.P	47,527	294,507	4,643,088	119,376,815	109,620,967	1	5

주 : 진료일 기준 (한의원료 제외, 요양급여일수, 진료비와 급여비는 약국포함)

# 연령별 진료현황(총계) <계속>

Disease Categories by Age(Total) <Cont'd>

(단위 : 명, 일, 천원)

Unit : Person, Day, KRW 1,000

0Age			1 ~ 4 세				
요양급여일수 Reimbursed Days	진료비 Medical Expense	급여비 Benefit	진료실인원수 Patients	입내원일수 Visits	요양급여일수 Reimbursed Days	진료비 Medica Expense	급여비 Benefit
-	-	-	-	-	-	-	-
-	-	-	-	-	-	-	-
-	-	-	-	-	-	-	-
-	-	-	-	-	60	51	49
-	-	-	-	-	-	-	-
-	-	-	-	-	60	51	49
433	122,236	110,951	53	2,718	8,498	1,267,274	1,156,503
367	116,839	105,843	36	1,536	3,535	1,084,164	983,374
66	5,397	5,107	52	1,182	4,963	183,110	173,129
-	-	-	2	31	175	3,831	3,548
-	-	-	1	1	1	766	652
-	-	-	2	30	174	3,065	2,896
-	-	-	-	-	-	-	-
-	-	-	-	-	-	-	-
-	-	-	-	-	-	-	-
-	-	-	-	-	-	-	-
-	-	-	-	-	-	-	-
-	-	-	-	-	-	-	-
-	-	-	3	39	49	21,330	18,778
-	-	-	2	8	18	12,134	10,885
-	-	-	2	31	31	9,196	7,893
450	92,231	82,058	28	1,407	2,316	557,138	502,310
238	77,130	68,630	20	770	1,267	402,772	356,320
212	15,101	13,429	27	637	1,049	154,366	145,990
83	46,531	46,235	25	753	1,441	338,176	319,073
70	46,110	45,835	12	439	776	279,389	264,096
13	421	400	25	314	665	58,787	54,977
1	23	19	9	9	9	198	155
-	-	-	-	-	-	-	-
1	23	19	9	9	9	198	155
1	19	18	11	26	52	7,435	6,653
-	-	-	2	10	24	6,034	5,482
1	19	18	11	16	28	1,401	1,170
374	100,260	93,333	70	3,133	7,566	1,446,692	1,332,025
157	86,602	82,752	45	1,736	3,783	1,176,784	1,078,797
217	13,658	10,581	68	1,397	3,783	269,908	253,228
-	-	-	-	-	90	73	57
-	-	-	-	-	-	-	-
-	-	-	-	-	90	73	57
-	-	-	-	-	-	-	-
-	-	-	-	-	-	-	-
-	-	-	-	-	-	-	-
-	-	-	-	-	-	-	-
-	-	-	-	-	-	-	-
-	-	-	-	-	-	-	-
-	-	-	7	105	147	34,875	32,779
-	-	-	2	51	90	25,694	24,134
-	-	-	7	54	57	9,181	8,646
-	-	-	1	50	80	13,715	12,892
-	-	-	1	15	27	5,433	5,076
-	-	-	1	35	53	8,282	7,816
15	6,921	6,042	23	145	196	35,239	31,464
13	6,745	5,875	5	31	68	22,662	20,770
2	176	167	23	114	128	12,577	10,694
-	-	-	1	1	1	18	14
-	-	-	-	-	-	-	-
-	-	-	1	1	1	18	14
16	9,072	8,856	29	640	2,046	278,427	248,786
11	8,846	8,642	14	248	569	203,191	177,774
5	226	214	27	392	1,477	75,236	71,013

Note : Based on the Treatment Month (excluding herbal medicine, including pharmacy in Treatment Days Treatment Amount and Benefit Amount)

제VI-2표  
Table VI-2

298 질병분류별  
Benefits by Classification of 298

구 분 Division			5 ~ 9 세				10 세 ~		
			진료실인원수 Patients	입내원일수 Visits	요양급여일수 Reimbursed Days	진료비 Medical Expense	급여비 Benefit	진료실인원수 Patients	입내원일수 Visits
061	계	S.T	-	-	-	-	-	9	137
	입원	I.P	-	-	-	-	-	3	79
	외래	O.P	-	-	-	-	-	9	58
062	계	S.T	2	2	8	74	52	-	-
	입원	I.P	-	-	-	-	-	-	-
	외래	O.P	2	2	8	74	52	-	-
063	계	S.T	54	410	3,359	151,734	130,739	54	358
	입원	I.P	9	141	176	98,575	88,138	4	132
	외래	O.P	54	269	3,183	53,159	42,601	53	226
064	계	S.T	7	362	1,813	169,365	153,668	23	199
	입원	I.P	7	167	325	124,136	111,279	7	120
	외래	O.P	7	195	1,488	45,229	42,389	22	79
065	계	S.T	-	-	-	-	-	2	24
	입원	I.P	-	-	-	-	-	1	9
	외래	O.P	-	-	-	-	-	2	15
066	계	S.T	-	-	-	-	-	-	-
	입원	I.P	-	-	-	-	-	-	-
	외래	O.P	-	-	-	-	-	-	-
067	계	S.T	4	70	168	32,705	28,428	5	32
	입원	I.P	2	31	104	25,531	22,409	1	12
	외래	O.P	3	39	64	7,174	6,020	5	20
068	계	S.T	52	1,467	3,307	759,780	691,799	58	500
	입원	I.P	15	730	1,174	501,425	457,164	6	195
	외래	O.P	52	737	2,133	258,355	234,635	56	305
069	계	S.T	56	3,880	9,477	1,860,585	1,691,380	155	9,781
	입원	I.P	31	2,581	5,622	1,674,233	1,517,112	88	6,606
	외래	O.P	54	1,299	3,855	186,352	174,268	151	3,175
070	계	S.T	17	63	101	15,070	12,784	22	48
	입원	I.P	1	22	60	12,766	10,699	1	2
	외래	O.P	17	41	41	2,304	2,085	22	46
071	계	S.T	11	14	21	2,075	1,593	18	37
	입원	I.P	1	2	9	1,046	979	-	-
	외래	O.P	10	12	12	1,029	614	18	37
072	계	S.T	127	3,374	10,969	1,200,974	1,069,705	147	4,005
	입원	I.P	48	1,586	3,937	830,338	736,908	43	1,888
	외래	O.P	123	1,788	7,032	370,636	332,797	143	2,117
073	계	S.T	2	2	9	95	77	-	-
	입원	I.P	-	-	-	-	-	-	-
	외래	O.P	2	2	9	95	77	-	-
074	계	S.T	-	-	-	-	-	1	14
	입원	I.P	-	-	-	-	-	1	8
	외래	O.P	-	-	-	-	-	1	6
075	계	S.T	-	-	-	-	-	1	1
	입원	I.P	-	-	-	-	-	-	-
	외래	O.P	-	-	-	-	-	1	1
076	계	S.T	23	483	1,283	169,617	151,965	73	1,187
	입원	I.P	8	253	481	127,662	113,202	27	578
	외래	O.P	23	230	802	41,955	38,763	71	609
077	계	S.T	-	-	-	-	-	1	1
	입원	I.P	-	-	-	-	-	-	-
	외래	O.P	-	-	-	-	-	1	1
078	계	S.T	29	68	118	13,340	10,792	27	76
	입원	I.P	2	4	4	2,835	2,685	1	7
	외래	O.P	28	64	114	10,504	8,107	26	69
079	계	S.T	4	29	548	7,353	6,523	2	3
	입원	I.P	1	4	4	4,180	3,634	1	2
	외래	O.P	4	25	544	3,173	2,889	1	1
080	계	S.T	112	1,279	4,109	377,319	313,988	77	476
	입원	I.P	17	412	890	237,453	194,919	7	140
	외래	O.P	111	867	3,219	139,866	119,069	76	336

주 : 진료일 기준 (한의원류 제외, 요양급여일수, 진료비와 급여비는 약국포함)



# 연령별 진료현황(총계) <계속>

Disease Categories by Age(Total) <Cont'd>

(단위 : 명, 일, 천원)

Unit : Person, Day, KRW 1,000

14 세			15 ~ 19 세				
요양급여일수 Reimbursed Days	진료비 Medical Expense	급여비 Benefit	진료실인원수 Patients	입내원일수 Visits	요양급여일수 Reimbursed Days	진료비 Medical Expense	급여비 Benefit
791	52,612	46,796	15	224	811	115,836	104,892
316	40,535	35,330	6	115	303	99,866	89,828
475	12,077	11,465	15	109	508	15,969	15,064
-	-	-	11	75	595	23,772	21,700
-	-	-	5	27	71	16,638	15,078
-	-	-	11	48	524	7,134	6,621
2,890	162,330	141,110	44	576	5,106	428,930	389,984
597	103,254	94,591	10	319	581	351,694	320,684
2,293	59,076	46,519	42	257	4,525	77,235	69,300
750	102,450	90,300	55	433	2,147	216,003	190,364
244	91,026	80,887	13	223	456	166,772	146,859
506	11,424	9,413	54	210	1,691	49,231	43,505
27	8,749	7,681	6	61	1,115	45,177	41,162
9	6,779	5,827	1	13	20	10,453	8,806
18	1,970	1,854	6	48	1,095	34,724	32,356
-	-	-	-	-	-	-	-
-	-	-	-	-	-	-	-
-	-	-	-	-	-	-	-
392	26,828	23,528	11	88	503	16,835	15,074
52	19,838	18,039	2	14	37	11,526	10,138
340	6,989	5,490	10	74	466	5,309	4,936
2,919	255,573	206,142	52	774	2,208	388,969	342,676
418	162,571	142,127	14	489	1,043	337,862	299,674
2,501	93,002	64,015	51	285	1,165	51,107	43,002
23,699	4,034,465	3,661,121	252	9,366	29,740	3,669,418	3,308,209
12,945	3,457,935	3,122,986	93	5,400	12,410	2,885,534	2,591,369
10,754	576,530	538,135	250	3,966	17,330	783,883	716,840
72	5,834	5,188	9	105	516	89,596	81,797
2	2,666	2,522	4	55	202	73,379	67,331
70	3,168	2,666	8	50	314	16,217	14,465
378	2,653	2,295	24	427	512	46,452	40,402
-	-	-	4	293	308	33,776	30,027
378	2,653	2,295	23	134	204	12,676	10,375
13,581	1,541,548	1,399,784	179	4,598	16,236	1,953,115	1,775,779
3,670	956,415	868,264	54	2,465	5,842	1,445,865	1,316,794
9,911	585,133	531,520	175	2,133	10,394	507,249	458,985
-	-	-	15	115	637	74,715	53,518
-	-	-	1	35	65	52,338	33,767
-	-	-	15	80	572	22,377	19,751
24	8,676	7,477	1	26	36	3,945	3,749
18	7,408	6,290	-	-	-	-	-
6	1,268	1,187	1	26	36	3,945	3,749
1	25	23	6	73	859	15,998	15,011
-	-	-	1	17	34	4,507	4,360
1	25	23	6	56	825	11,491	10,651
3,563	381,887	334,963	188	2,077	8,115	734,448	632,673
1,264	291,039	253,977	54	1,006	2,555	559,408	479,114
2,299	90,848	80,986	183	1,071	5,560	175,040	153,559
1	250	84	1	18	820	5,291	5,023
-	-	-	-	-	-	-	-
1	250	84	1	18	820	5,291	5,023
76	15,968	11,777	39	492	1,998	166,431	152,016
7	6,887	6,326	6	254	435	137,615	127,345
69	9,081	5,451	39	238	1,563	28,816	24,671
8	2,007	1,720	9	26	49	5,199	4,091
7	1,900	1,681	1	4	7	2,068	1,909
1	107	39	9	22	42	3,131	2,182
2,025	140,327	116,109	77	499	2,295	148,150	123,222
386	75,385	69,480	8	190	350	82,187	74,444
1,639	64,942	46,629	76	309	1,945	65,963	48,778

Note : Based on the Treatment Month (excluding herbal medicine, including pharmacy in Treatment Days Treatment Amount and Benefit Amount)

제VI-2표  
Table VI-2

298 질병분류별  
Benefits by Classification of 298

구 분 Division			20 ~ 24 세				25 세 ~	
			진료실인원수 Patients	입내원일수 Visits	요양급여일수 Reimbursed Days	진료비 Medical Expense	급여비 Benefit	진료실인원수 Patients
								입내원일수 Visits
061	계	S.T	66	896	3,836	393,681	348,097	175
	입원	I.P	23	364	835	259,501	225,720	57
	외래	O.P	63	532	3,001	134,180	122,377	171
062	계	S.T	74	1,060	4,378	400,909	360,233	344
	입원	I.P	24	358	890	207,392	180,521	93
	외래	O.P	72	702	3,488	193,517	179,712	334
063	계	S.T	39	513	3,729	175,744	157,438	86
	입원	I.P	6	279	530	75,028	66,689	28
	외래	O.P	39	234	3,199	100,716	90,749	82
064	계	S.T	95	639	3,881	246,273	208,807	148
	입원	I.P	20	330	1,032	196,489	167,961	38
	외래	O.P	92	309	2,849	49,784	40,846	147
065	계	S.T	17	118	680	87,449	78,910	31
	입원	I.P	4	45	67	46,498	42,345	9
	외래	O.P	16	73	613	40,952	36,565	29
066	계	S.T	3	10	378	1,625	1,045	7
	입원	I.P	-	-	-	-	-	-
	외래	O.P	3	10	378	1,625	1,045	7
067	계	S.T	49	562	3,444	422,427	385,599	133
	입원	I.P	17	241	732	223,041	198,758	33
	외래	O.P	49	321	2,712	199,387	186,841	131
068	계	S.T	102	1,440	4,791	656,518	583,751	151
	입원	I.P	23	670	1,390	484,537	426,482	42
	외래	O.P	97	770	3,401	171,981	157,268	148
069	계	S.T	323	4,627	18,341	1,669,607	1,494,866	347
	입원	I.P	60	2,238	4,718	1,021,563	916,067	53
	외래	O.P	317	2,389	13,623	648,044	578,799	343
070	계	S.T	40	105	340	120,409	112,472	55
	입원	I.P	1	10	38	8,137	6,980	10
	외래	O.P	40	95	302	112,272	105,492	55
071	계	S.T	54	487	935	142,674	123,469	101
	입원	I.P	11	229	381	102,911	86,840	19
	외래	O.P	54	258	554	39,763	36,629	100
072	계	S.T	245	4,231	15,568	1,447,496	1,300,974	333
	입원	I.P	61	2,098	4,212	898,401	806,269	93
	외래	O.P	235	2,133	11,356	549,094	494,704	323
073	계	S.T	85	1,479	11,051	736,687	635,481	586
	입원	I.P	26	236	551	276,067	210,960	190
	외래	O.P	84	1,243	10,500	460,620	424,521	584
074	계	S.T	24	358	1,649	132,157	120,398	205
	입원	I.P	9	108	288	70,032	61,792	66
	외래	O.P	24	250	1,361	62,125	58,607	202
075	계	S.T	73	838	8,445	275,229	246,771	250
	입원	I.P	28	213	670	132,056	113,907	85
	외래	O.P	73	625	7,775	143,173	132,864	249
076	계	S.T	528	4,157	14,437	1,450,600	1,253,599	857
	입원	I.P	107	1,604	3,708	942,814	814,372	140
	외래	O.P	519	2,553	10,729	507,786	439,226	845
077	계	S.T	6	7	14	703	492	23
	입원	I.P	-	-	-	-	-	1
	외래	O.P	6	7	14	703	492	23
078	계	S.T	109	1,143	2,767	342,588	309,412	328
	입원	I.P	31	464	961	215,848	194,607	74
	외래	O.P	109	679	1,806	126,741	114,805	326
079	계	S.T	22	134	313	34,691	30,266	59
	입원	I.P	6	40	81	19,334	17,427	13
	외래	O.P	22	94	232	15,357	12,839	56
080	계	S.T	100	716	3,897	274,884	233,471	283
	입원	I.P	21	287	771	195,693	171,823	82
	외래	O.P	99	429	3,126	79,191	61,648	280

주 : 진료일 기준 (한의원료 제외, 요양급여일수, 진료비와 급여비는 약국포함)

# 연령별 진료현황(총계) <계속>

## Disease Categories by Age(Total) <Cont'd>

(단위 : 명, 일, 천원)

Unit : Person, Day, KRW 1,000

29 세			30 ~ 34 세				
요양급여일수 Reimbursed Days	진료비 Medical Expense	급여비 Benefit	진료실인원수 Patients	입내원일수 Visits	요양급여일수 Reimbursed Days	진료비 Medical Expense	급여비 Benefit
13,195	1,346,266	1,214,264	362	6,741	24,203	2,579,553	2,308,978
2,698	807,875	713,363	120	3,073	6,504	1,642,990	1,449,221
10,497	538,391	500,900	357	3,668	17,699	936,563	859,757
11,736	1,180,850	1,051,341	956	7,045	27,814	2,450,861	2,167,775
2,614	702,928	613,027	231	2,029	4,291	1,223,450	1,038,588
9,122	477,922	438,314	943	5,016	23,523	1,227,411	1,129,187
11,574	803,452	729,332	148	2,585	22,937	1,151,647	1,031,474
2,386	581,299	527,558	50	1,387	3,682	789,894	704,176
9,188	222,152	201,773	146	1,198	19,255	361,753	327,298
7,525	628,283	554,137	200	2,044	10,053	995,666	873,074
1,414	480,289	421,989	59	1,087	2,529	719,031	623,573
6,111	147,994	132,149	197	957	7,524	276,635	249,501
1,391	112,547	101,547	90	841	6,457	466,606	420,133
180	67,911	59,924	18	265	773	222,011	195,445
1,211	44,637	41,623	89	576	5,684	244,595	224,688
27	2,283	1,919	12	166	450	30,109	26,240
-	-	-	4	102	214	18,758	16,863
27	2,283	1,919	11	64	236	11,351	9,377
9,469	1,209,567	1,111,974	279	4,540	32,448	3,491,560	3,211,995
1,003	380,280	331,159	119	1,581	4,359	1,283,724	1,132,676
8,466	829,287	780,815	270	2,959	28,089	2,207,836	2,079,318
8,409	976,975	888,995	261	3,672	12,349	1,522,275	1,377,158
2,079	570,840	513,081	78	1,144	2,612	765,495	674,342
6,330	406,135	375,914	254	2,528	9,737	756,780	702,816
11,336	1,231,207	1,072,478	282	3,212	12,479	1,153,423	1,011,412
2,919	777,376	679,237	52	1,448	2,768	693,198	601,516
8,417	453,831	393,240	280	1,764	9,711	460,225	409,895
1,562	322,386	300,911	88	656	2,617	357,465	323,217
136	45,794	41,234	13	134	421	80,648	69,251
1,426	276,592	259,677	88	522	2,196	276,817	253,966
1,702	218,640	197,010	150	900	2,176	202,005	178,568
393	149,005	133,561	26	221	533	108,621	96,160
1,309	69,635	63,449	148	679	1,643	93,384	82,408
18,118	2,239,789	2,018,593	342	7,163	27,720	3,031,311	2,748,856
5,915	1,273,641	1,128,546	114	3,627	7,618	1,669,010	1,478,529
12,203	966,147	890,047	332	3,536	20,102	1,362,301	1,270,326
118,224	5,949,571	5,248,183	2,193	49,442	471,620	20,314,594	17,881,256
7,897	2,216,103	1,759,715	677	11,186	22,937	7,308,116	5,732,180
110,327	3,733,469	3,488,468	2,188	38,256	448,683	13,006,477	12,149,076
13,222	1,221,403	1,098,610	808	12,421	60,364	4,189,444	3,782,527
2,778	763,663	671,180	240	4,335	10,202	2,214,184	1,940,802
10,444	457,741	427,430	803	8,086	50,162	1,975,261	1,841,725
27,751	896,921	798,546	512	5,360	51,502	1,699,077	1,517,663
2,881	435,005	372,680	159	1,361	3,669	730,070	623,090
24,870	461,915	425,866	506	3,999	47,833	969,007	894,572
29,269	2,017,276	1,723,109	989	9,492	47,948	3,317,872	2,895,215
4,964	1,220,515	1,038,313	206	4,205	9,582	2,208,243	1,914,146
24,305	796,762	684,795	981	5,287	38,366	1,109,628	981,069
465	5,801	3,463	38	107	547	16,434	10,464
8	668	506	1	2	16	2,070	1,960
457	5,133	2,956	38	105	531	14,364	8,504
7,480	736,932	659,034	495	3,611	11,243	921,372	806,058
1,835	379,975	337,530	86	1,008	2,101	450,959	385,112
5,645	356,958	321,504	493	2,603	9,142	470,413	420,946
2,073	111,593	100,030	87	758	4,039	236,124	207,608
158	47,264	41,724	28	283	612	136,358	118,345
1,915	64,328	58,305	84	475	3,427	99,766	89,262
9,330	789,791	679,841	563	4,255	16,607	1,641,275	1,441,679
2,696	471,967	402,788	152	1,532	3,170	727,716	623,467
6,634	317,824	277,053	560	2,723	13,437	913,559	818,212

Note : Based on the Treatment Month (excluding herbal medicine, including pharmacy in Treatment Days Treatment Amount and Benefit Amount)

제VI-2표  
Table VI-2

298 질병분류별  
Benefits by Classification of 298

구 분 Division			35 ~ 39 세				40 세 ~		
			진료실인원수 Patients	입내원일수 Visits	요양급여일수 Reimbursed Days	진료비 Medical Expense	급여비 Benefit	진료실인원수 Patients	입내원일수 Visits
061	계	S.T	775	16,048	58,184	5,986,672	5,357,635	1,807	31,278
	입원	I.P	271	8,699	15,928	4,139,499	3,655,599	538	14,448
	외래	O.P	764	7,349	42,256	1,847,173	1,702,037	1,782	16,830
062	계	S.T	1,701	17,502	67,945	6,130,830	5,496,327	3,316	40,041
	입원	I.P	400	6,021	11,683	3,166,350	2,754,966	896	16,461
	외래	O.P	1,689	11,481	56,262	2,964,480	2,741,362	3,265	23,580
063	계	S.T	432	10,070	96,819	5,796,916	5,253,230	1,261	25,376
	입원	I.P	211	5,654	12,320	4,120,497	3,704,540	561	13,365
	외래	O.P	418	4,416	84,499	1,676,418	1,548,691	1,221	12,011
064	계	S.T	275	5,245	28,760	2,429,740	2,161,267	529	13,530
	입원	I.P	103	3,014	7,822	1,661,511	1,455,511	247	7,434
	외래	O.P	273	2,231	20,938	768,228	705,757	512	6,096
065	계	S.T	194	2,710	19,393	1,343,957	1,215,201	428	8,222
	입원	I.P	67	1,197	2,780	767,074	678,421	144	4,523
	외래	O.P	180	1,513	16,613	576,883	536,781	412	3,699
066	계	S.T	18	235	1,384	67,752	61,880	31	517
	입원	I.P	4	85	141	23,820	21,293	10	116
	외래	O.P	18	150	1,243	43,932	40,587	30	401
067	계	S.T	535	8,166	62,445	6,160,468	5,661,555	1,278	26,254
	입원	I.P	197	3,051	7,649	2,375,314	2,099,640	527	11,998
	외래	O.P	514	5,115	54,796	3,785,154	3,561,915	1,226	14,256
068	계	S.T	306	3,671	17,593	1,372,117	1,219,441	502	7,261
	입원	I.P	84	1,252	3,188	798,494	689,443	137	2,902
	외래	O.P	302	2,419	14,405	573,622	529,997	490	4,359
069	계	S.T	258	3,701	14,372	1,356,682	1,205,281	321	3,985
	입원	I.P	45	1,998	4,827	990,994	880,774	54	1,545
	외래	O.P	253	1,703	9,545	365,688	324,507	310	2,440
070	계	S.T	110	1,447	5,169	837,841	768,389	173	2,111
	입원	I.P	22	508	960	209,375	179,524	33	542
	외래	O.P	109	939	4,209	628,466	588,865	171	1,569
071	계	S.T	203	1,493	4,762	379,667	338,425	364	2,902
	입원	I.P	40	308	617	190,169	163,212	71	942
	외래	O.P	199	1,185	4,145	189,498	175,213	360	1,960
072	계	S.T	444	8,077	29,234	2,872,590	2,569,151	688	12,203
	입원	I.P	125	3,180	6,498	1,543,774	1,338,436	191	5,465
	외래	O.P	434	4,897	22,736	1,328,816	1,230,715	670	6,738
073	계	S.T	6,375	145,195	1,474,449	58,347,553	51,203,009	17,320	383,790
	입원	I.P	1,898	41,021	78,804	21,681,936	17,046,328	4,880	119,060
	외래	O.P	6,354	104,174	1,395,645	36,665,618	34,156,680	17,268	264,730
074	계	S.T	1,671	23,134	144,950	6,903,139	6,208,482	2,667	41,455
	입원	I.P	385	7,981	18,289	3,507,943	3,076,479	608	16,547
	외래	O.P	1,664	15,153	126,661	3,395,196	3,132,003	2,654	24,908
075	계	S.T	910	10,047	86,864	3,077,564	2,715,517	1,580	19,088
	입원	I.P	254	3,081	7,344	1,576,438	1,342,921	426	6,996
	외래	O.P	897	6,966	79,520	1,501,126	1,372,597	1,561	12,092
076	계	S.T	1,136	14,052	88,897	4,665,804	4,077,165	1,714	28,486
	입원	I.P	277	6,717	15,902	2,862,862	2,458,314	518	14,074
	외래	O.P	1,122	7,335	72,995	1,802,942	1,618,850	1,677	14,412
077	계	S.T	61	217	1,490	29,402	17,584	198	1,155
	입원	I.P	4	9	44	3,907	2,846	26	199
	외래	O.P	61	208	1,446	25,495	14,738	196	956
078	계	S.T	401	2,755	12,696	657,932	582,518	367	2,521
	입원	I.P	66	723	1,493	303,127	268,502	57	738
	외래	O.P	399	2,032	11,203	354,805	314,016	364	1,783
079	계	S.T	174	1,785	7,547	654,002	577,064	411	4,501
	입원	I.P	58	712	1,499	436,306	385,481	119	1,866
	외래	O.P	169	1,073	6,048	217,695	191,583	402	2,635
080	계	S.T	1,102	7,180	31,291	2,438,471	2,118,208	2,233	17,199
	입원	I.P	271	2,610	5,307	1,344,550	1,163,419	524	7,041
	외래	O.P	1,092	4,570	25,984	1,093,921	954,789	2,217	10,158

주 : 진료일 기준 (한의원료 제외, 요양급여일수, 진료비와 급여비는 약국포함)

# 연령별 진료현황(총계) <계속>

Disease Categories by Age(Total) <Cont'd>

(단위 : 명, 일, 천원)

Unit : Person, Day, KRW 1,000

44 세			45 세 ~ 49 세				
요양급여일수 Reimbursed Days	진료비 Medical Expense	급여비 Benefit	진료실인원수 Patients	입내원일수 Visits	요양급여일수 Reimbursed Days	진료비 Medical Expense	급여비 Benefit
123,147	11,539,524	10,349,389	2,975	56,935	236,446	18,821,796	16,977,240
29,134	7,353,946	6,502,377	884	28,885	54,975	11,798,070	10,497,212
94,013	4,185,578	3,847,012	2,923	28,050	181,471	7,023,726	6,480,028
149,099	13,212,612	11,890,013	3,906	61,877	254,878	21,683,723	19,582,557
34,201	7,156,590	6,284,847	1,110	26,683	53,721	12,238,669	10,842,452
114,898	6,056,022	5,605,166	3,863	35,194	201,157	9,445,054	8,740,105
311,255	13,835,599	12,453,907	2,460	46,883	627,508	24,784,255	22,382,287
35,993	9,148,621	8,140,527	1,037	24,830	64,723	15,950,387	14,297,429
275,262	4,686,978	4,313,381	2,395	22,053	562,785	8,833,868	8,084,858
67,042	5,878,052	5,283,543	798	25,870	117,110	9,991,313	9,013,284
20,107	4,031,017	3,571,591	397	15,330	39,134	7,051,279	6,284,990
46,935	1,847,034	1,711,952	767	10,540	77,976	2,940,034	2,728,294
50,672	3,466,412	3,132,060	799	16,359	100,331	7,069,326	6,394,586
8,830	1,934,253	1,708,420	288	9,372	18,000	3,975,262	3,519,101
41,842	1,532,159	1,423,640	768	6,987	82,331	3,094,064	2,875,485
2,961	196,670	181,766	98	1,242	6,676	395,486	360,498
297	61,412	54,808	24	255	563	143,712	126,384
2,664	135,258	126,959	94	987	6,113	251,774	234,114
168,780	16,822,052	15,455,474	2,409	57,072	336,627	31,534,169	29,004,467
23,241	6,490,720	5,724,929	989	28,692	51,453	12,073,440	10,687,633
145,539	10,331,332	9,730,545	2,354	28,380	285,174	19,460,728	18,316,834
31,308	2,640,004	2,382,046	664	10,841	45,739	3,662,367	3,302,070
5,920	1,468,776	1,290,234	195	4,111	7,464	1,917,476	1,685,490
25,388	1,171,229	1,091,812	655	6,730	38,275	1,744,891	1,616,581
13,940	1,065,205	923,428	286	4,273	20,487	1,598,127	1,429,516
3,430	665,558	577,478	79	2,275	4,895	1,063,540	947,322
10,510	399,647	345,951	274	1,998	15,592	534,588	482,194
14,197	1,792,309	1,675,384	249	4,063	16,859	1,949,133	1,798,873
1,049	292,696	263,509	59	1,726	2,543	562,375	500,675
13,148	1,499,613	1,411,875	246	2,337	14,316	1,386,758	1,298,198
7,662	711,816	637,692	547	3,407	13,781	822,358	740,103
1,693	404,428	357,783	106	879	1,652	394,913	349,875
5,969	307,388	279,909	540	2,528	12,129	427,445	390,228
50,521	4,493,607	4,039,781	821	18,725	68,022	6,259,142	5,602,324
11,631	2,345,638	2,052,766	277	10,114	18,477	3,715,667	3,257,949
38,890	2,147,969	1,987,015	793	8,611	49,545	2,543,475	2,344,375
4,410,101	140,241,258	123,702,107	31,727	677,579	8,445,909	228,744,828	202,541,093
212,152	51,526,097	41,147,863	7,924	234,103	387,661	81,878,296	66,346,748
4,197,949	88,715,161	82,554,245	31,650	443,476	8,058,248	146,866,532	136,194,345
266,942	12,265,940	11,010,685	2,980	45,676	323,697	12,931,435	11,629,137
34,233	6,364,376	5,590,677	602	19,031	37,823	6,723,720	5,946,917
232,709	5,901,564	5,420,007	2,962	26,645	285,874	6,207,715	5,682,220
130,366	5,690,118	5,016,501	2,289	30,760	209,606	8,424,527	7,429,982
17,980	3,112,125	2,665,979	589	13,603	29,604	4,852,310	4,160,112
112,386	2,577,993	2,350,522	2,263	17,157	180,002	3,572,217	3,269,870
182,321	10,885,804	9,709,861	2,491	63,228	350,571	20,694,964	18,505,721
34,162	6,126,389	5,333,486	858	36,839	74,675	11,792,997	10,277,850
148,159	4,759,415	4,376,375	2,437	26,389	275,896	8,901,967	8,227,871
14,065	262,473	216,925	385	3,890	38,961	1,278,392	1,115,805
569	87,225	71,128	81	1,340	2,509	495,388	433,280
13,496	175,248	145,797	378	2,550	36,452	783,004	682,525
11,068	641,294	563,288	240	1,834	8,542	419,956	365,245
1,361	320,895	281,604	41	644	1,125	199,790	173,293
9,707	320,399	281,684	238	1,190	7,417	220,166	191,952
23,579	1,368,797	1,209,376	819	9,715	68,647	3,192,906	2,855,179
3,731	816,829	713,146	268	4,035	8,454	1,850,207	1,631,699
19,848	551,968	496,230	796	5,680	60,193	1,342,699	1,223,480
85,131	6,231,995	5,477,884	3,039	24,707	157,453	10,048,034	8,984,873
12,632	3,109,094	2,684,043	688	9,601	19,352	4,596,535	4,033,624
72,499	3,122,901	2,793,841	3,014	15,106	138,101	5,451,499	4,951,248

Note : Based on the Treatment Month (excluding herbal medicine, including pharmacy in Treatment Days Treatment Amount and Benefit Amount)

제VI-2표  
Table VI-2

298 질병분류별  
Benefits by Classification of 298

구 분 Division			50 ~ 54 세				55 세 ~	
			진료실인원수 Patients	입내원일수 Visits	요양급여일수 Reimbursed Days	진료비 Medical Expense	급여비 Benefit	진료실인원수 Patients
								입내원일수 Visits
061	계	S.T	6,439	124,762	521,475	41,597,354	37,432,718	8,752
	입원	I.P	2,046	66,148	125,107	27,331,658	24,264,667	2,363
	외래	O.P	6,332	58,614	396,368	14,265,696	13,168,050	8,614
062	계	S.T	6,572	118,876	498,257	40,185,136	36,354,398	8,046
	입원	I.P	2,030	57,255	109,604	23,481,341	20,868,229	2,315
	외래	O.P	6,458	61,621	388,653	16,703,795	15,486,169	7,914
063	계	S.T	5,170	105,237	1,394,340	53,935,504	48,847,785	8,308
	입원	I.P	2,247	55,558	135,842	32,927,968	29,568,650	3,593
	외래	O.P	5,017	49,679	1,258,498	21,007,536	19,279,135	8,057
064	계	S.T	1,442	61,359	268,946	22,633,583	20,506,550	2,109
	입원	I.P	852	40,018	92,373	16,313,246	14,618,167	1,333
	외래	O.P	1,380	21,341	176,573	6,320,337	5,888,383	2,026
065	계	S.T	1,478	32,783	193,551	12,906,327	11,628,299	2,183
	입원	I.P	569	19,215	36,921	8,199,768	7,272,686	888
	외래	O.P	1,423	13,568	156,630	4,706,559	4,355,613	2,093
066	계	S.T	273	4,351	26,075	1,334,035	1,228,902	614
	입원	I.P	69	1,238	2,315	445,860	399,517	156
	외래	O.P	270	3,113	23,760	888,175	829,385	601
067	계	S.T	5,121	131,829	723,598	66,355,497	61,000,293	8,876
	입원	I.P	2,088	70,121	113,979	26,460,761	23,430,648	3,522
	외래	O.P	5,001	61,708	609,619	39,894,736	37,569,644	8,678
068	계	S.T	936	16,009	60,804	5,309,907	4,796,096	1,111
	입원	I.P	262	6,962	12,650	2,801,841	2,470,426	317
	외래	O.P	919	9,047	48,154	2,508,065	2,325,670	1,089
069	계	S.T	369	6,330	24,734	1,889,283	1,697,699	390
	입원	I.P	101	3,679	6,506	1,327,300	1,182,505	94
	외래	O.P	356	2,651	18,228	561,983	515,195	377
070	계	S.T	328	6,393	32,811	3,149,168	2,900,893	436
	입원	I.P	103	2,481	4,930	747,484	652,932	109
	외래	O.P	325	3,912	27,881	2,401,683	2,247,961	433
071	계	S.T	961	7,617	23,542	1,735,011	1,555,501	1,261
	입원	I.P	212	2,239	4,102	923,355	812,023	267
	외래	O.P	949	5,378	19,440	811,657	743,478	1,244
072	계	S.T	1,142	26,799	100,589	8,633,104	7,755,354	1,280
	입원	I.P	397	14,558	27,914	5,135,994	4,513,860	449
	외래	O.P	1,102	12,241	72,675	3,497,111	3,241,494	1,235
073	계	S.T	43,766	833,433	11,024,533	262,827,190	233,339,815	38,761
	입원	I.P	8,934	320,309	500,233	90,598,750	74,983,399	7,247
	외래	O.P	43,643	513,124	10,524,300	172,228,440	158,356,417	38,646
074	계	S.T	3,395	62,706	428,933	16,478,575	14,862,800	3,190
	입원	I.P	732	30,354	54,223	9,165,260	8,178,322	636
	외래	O.P	3,358	32,352	374,710	7,313,315	6,684,478	3,167
075	계	S.T	3,785	55,801	369,336	14,297,068	12,618,561	4,064
	입원	I.P	945	26,413	50,258	8,250,884	7,086,395	959
	외래	O.P	3,743	29,388	319,078	6,046,185	5,532,166	4,033
076	계	S.T	3,714	112,471	592,758	34,922,031	31,395,636	3,514
	입원	I.P	1,404	69,012	135,103	19,752,061	17,326,808	1,316
	외래	O.P	3,638	43,459	457,655	15,169,970	14,068,828	3,450
077	계	S.T	1,370	14,265	180,617	4,935,874	4,359,197	3,868
	입원	I.P	345	3,959	9,252	1,590,259	1,390,428	955
	외래	O.P	1,355	10,306	171,365	3,345,615	2,968,768	3,832
078	계	S.T	175	1,524	8,366	390,408	343,971	128
	입원	I.P	31	547	994	208,886	187,600	29
	외래	O.P	172	977	7,372	181,522	156,370	125
079	계	S.T	1,530	19,075	156,897	5,818,111	5,199,670	2,533
	입원	I.P	474	7,699	14,657	3,210,582	2,824,909	788
	외래	O.P	1,501	11,376	142,240	2,607,529	2,374,762	2,486
080	계	S.T	4,254	42,137	283,904	16,162,065	14,475,361	5,182
	입원	I.P	1,029	18,710	32,474	6,810,692	5,936,389	1,241
	외래	O.P	4,197	23,427	251,430	9,351,373	8,538,972	5,117

주 : 진료일 기준 (한의원료 제외, 요양급여일수, 진료비와 급여비는 약국포함)

# 연령별 진료현황(총계) <계속>

## Disease Categories by Age(Total) <Cont'd>

(단위 : 명, 일, 천원)

Unit : Person, Day, KRW 1,000

59 세			60 ~ 64 세				
요양급여일수 Reimbursed Days	진료비 Medical Expense	급여비 Benefit	진료실인원수 Patients	입내원일수 Visits	요양급여일수 Reimbursed Days	진료비 Medica Expense	급여비 Benefit
669,211	48,600,123	43,823,252	12,980	211,789	1,025,819	69,129,978	62,030,565
148,303	31,493,686	28,092,549	3,536	110,786	207,101	46,640,531	41,473,615
520,908	17,106,436	15,730,703	12,747	101,003	818,718	22,489,447	20,556,950
658,318	48,809,787	44,172,197	11,020	192,737	967,927	63,642,614	57,437,513
130,378	28,661,662	25,574,920	3,024	91,302	175,257	37,371,797	33,298,938
527,940	20,148,126	18,597,277	10,822	101,435	792,670	26,270,816	24,138,575
2,249,834	85,879,941	77,975,184	13,000	245,516	3,529,894	123,455,453	111,902,539
211,966	52,411,300	47,298,930	5,463	124,310	315,287	74,353,495	67,067,390
2,037,868	33,468,641	30,676,254	12,667	121,206	3,214,607	49,101,958	44,835,148
417,116	33,498,797	30,264,080	3,533	158,900	753,906	57,540,560	52,223,128
144,470	24,629,002	22,021,919	2,258	103,777	247,296	41,887,199	37,647,414
272,646	8,869,795	8,242,161	3,381	55,123	506,610	15,653,361	14,575,715
319,946	20,444,334	18,387,282	4,146	105,462	593,537	41,402,988	37,409,075
63,428	13,660,606	12,117,997	1,767	63,176	119,605	29,255,964	26,169,472
256,518	6,783,729	6,269,285	3,975	42,286	473,932	12,147,024	11,239,603
53,002	3,109,997	2,861,020	1,260	19,985	125,794	6,621,649	6,083,245
5,293	1,179,316	1,053,145	334	6,915	13,764	2,815,279	2,533,230
47,709	1,930,681	1,807,876	1,251	13,070	112,030	3,806,370	3,550,014
1,241,182	107,537,328	98,853,988	16,606	393,715	2,304,612	191,690,870	175,966,035
191,696	44,810,859	39,813,587	6,561	208,967	350,526	84,742,293	75,394,755
1,049,486	62,726,469	59,040,401	16,151	184,748	1,954,086	106,948,577	100,571,280
80,062	5,947,731	5,365,307	1,380	22,539	102,593	7,511,924	6,782,974
17,026	3,309,671	2,916,541	387	10,027	18,040	4,215,512	3,727,945
63,036	2,638,061	2,448,766	1,348	12,512	84,553	3,296,412	3,055,028
26,520	2,001,647	1,788,725	482	6,675	35,007	2,473,602	2,207,732
6,086	1,266,690	1,120,730	111	3,492	6,057	1,614,882	1,426,237
20,434	734,957	667,995	459	3,183	28,950	858,720	781,495
35,395	3,585,953	3,311,854	677	13,630	65,701	7,388,806	6,831,155
5,070	1,052,326	939,974	215	5,794	10,611	2,088,843	1,860,625
30,325	2,533,627	2,371,880	670	7,836	55,090	5,299,963	4,970,529
34,226	1,959,104	1,751,929	2,151	15,664	66,276	3,218,818	2,905,118
4,496	1,080,868	959,147	484	4,068	7,687	1,574,525	1,403,760
29,730	878,237	792,782	2,131	11,596	58,589	1,644,293	1,501,358
121,759	9,682,579	8,719,124	1,723	41,998	178,222	13,323,535	11,967,597
31,034	5,784,675	5,103,042	650	24,011	43,968	8,323,017	7,335,368
90,725	3,897,904	3,616,082	1,668	17,987	134,254	5,000,519	4,632,229
8,859,789	215,817,532	191,950,090	38,266	631,019	8,627,607	206,781,931	185,068,548
427,080	72,463,209	61,245,291	6,847	257,467	399,595	67,565,877	57,769,221
8,432,709	143,354,323	130,704,798	38,130	373,552	8,228,012	139,216,055	127,299,327
383,742	13,631,723	12,286,221	3,409	52,947	385,330	13,791,401	12,335,263
43,025	7,360,032	6,584,811	664	23,941	43,028	7,173,055	6,334,664
340,717	6,271,690	5,701,410	3,379	29,006	342,302	6,618,347	6,000,598
425,634	16,608,896	14,738,046	4,422	72,145	467,223	17,719,795	15,694,918
62,722	9,357,271	8,072,461	1,003	35,802	68,516	10,048,991	8,709,696
362,912	7,251,625	6,665,585	4,377	36,343	398,707	7,670,804	6,985,222
570,992	33,681,010	30,271,933	3,805	121,114	640,063	38,615,835	34,861,390
131,486	18,816,983	16,478,031	1,437	75,897	151,097	21,929,695	19,361,797
439,506	14,864,027	13,793,902	3,711	45,217	488,966	16,686,140	15,499,593
589,266	14,719,361	13,086,913	11,638	130,591	1,966,234	43,064,060	38,447,352
27,115	4,616,972	4,013,591	2,714	39,531	78,408	12,906,891	11,215,144
562,151	10,102,390	9,073,321	11,545	91,060	1,887,826	30,157,169	27,232,208
7,431	317,823	277,868	157	1,623	9,499	430,462	386,031
709	171,072	151,010	35	718	1,524	209,918	185,345
6,722	146,751	126,858	147	905	7,975	220,544	200,686
285,691	9,451,628	8,479,672	4,864	62,673	712,929	20,310,644	18,282,761
23,099	5,145,405	4,551,610	1,559	24,804	50,222	10,841,830	9,602,851
262,592	4,306,224	3,928,062	4,776	37,869	662,707	9,468,814	8,679,909
408,476	23,193,681	20,971,331	7,392	80,322	754,539	33,135,139	29,906,332
46,483	9,850,166	8,685,301	1,765	34,992	61,959	13,590,920	11,976,865
361,993	13,343,515	12,286,030	7,301	45,330	692,580	19,544,219	17,929,467

Note : Based on the Treatment Month (excluding herbal medicine, including pharmacy in Treatment Days Treatment Amount and Benefit Amount)

제VI-2표  
Table VI-2

298 질병분류별  
Benefits by Classification of 298

구 분 Division			65 ~ 69 세				70 세 ~		
			진료실인원수 Patients	입내원일수 Visits	요양급여일수 Reimbursed Days	진료비 Medical Expense	급여비 Benefit	진료실인원수 Patients	입내원일수 Visits
061	계	S.T	14,211	211,773	1,154,610	72,375,790	65,079,594	12,751	179,544
	입원	I.P	3,638	107,868	208,557	48,623,388	43,401,051	3,374	88,318
	외래	O.P	13,949	103,905	946,053	23,752,402	21,678,543	12,474	91,226
062	계	S.T	10,634	177,944	983,981	60,876,545	55,111,519	8,718	138,771
	입원	I.P	2,811	82,231	156,117	36,177,890	32,406,536	2,323	65,070
	외래	O.P	10,425	95,713	827,864	24,698,654	22,704,982	8,509	73,701
063	계	S.T	13,782	263,154	3,742,527	125,063,349	113,489,437	11,981	231,292
	입원	I.P	5,922	130,703	324,754	76,274,642	68,925,195	5,486	117,218
	외래	O.P	13,448	132,451	3,417,773	48,788,707	44,564,242	11,560	114,074
064	계	S.T	3,976	170,653	835,080	63,437,565	57,699,020	3,879	152,116
	입원	I.P	2,588	108,292	258,585	46,669,753	42,076,418	2,490	98,450
	외래	O.P	3,778	62,361	576,495	16,767,813	15,622,603	3,651	53,666
065	계	S.T	5,055	127,289	758,005	51,103,773	46,256,502	5,378	141,168
	입원	I.P	2,233	76,365	146,424	37,916,963	34,060,451	2,483	86,046
	외래	O.P	4,806	50,924	611,581	13,186,810	12,196,051	5,085	55,122
066	계	S.T	1,569	24,383	169,766	7,803,665	7,161,493	1,507	24,966
	입원	I.P	368	8,259	15,101	3,122,544	2,809,871	338	10,378
	외래	O.P	1,552	16,124	154,665	4,681,121	4,351,623	1,483	14,588
067	계	S.T	20,942	466,127	3,010,068	241,582,215	222,234,036	21,295	455,095
	입원	I.P	8,301	229,021	401,009	107,924,889	96,576,428	8,726	219,948
	외래	O.P	20,375	237,106	2,609,059	133,657,326	125,657,608	20,588	235,147
068	계	S.T	1,197	20,680	114,424	6,817,105	6,170,096	932	14,544
	입원	I.P	352	8,470	16,650	3,574,468	3,164,599	255	6,180
	외래	O.P	1,160	12,210	97,774	3,242,637	3,005,497	902	8,364
069	계	S.T	447	6,144	34,707	2,117,175	1,875,809	327	5,312
	입원	I.P	110	3,657	6,123	1,566,672	1,384,878	95	3,367
	외래	O.P	415	2,487	28,584	550,503	490,931	298	1,945
070	계	S.T	668	12,016	55,448	6,067,950	5,586,451	606	10,411
	입원	I.P	212	4,445	7,735	2,081,523	1,858,000	167	3,996
	외래	O.P	657	7,571	47,713	3,986,428	3,728,451	596	6,415
071	계	S.T	2,574	18,095	74,779	4,078,401	3,669,850	2,754	23,812
	입원	I.P	573	4,977	9,169	2,166,442	1,927,317	618	8,302
	외래	O.P	2,549	13,118	65,610	1,911,959	1,742,533	2,726	15,510
072	계	S.T	1,626	38,018	182,259	13,385,942	12,138,829	1,283	28,511
	입원	I.P	628	20,827	40,250	8,230,534	7,347,473	490	15,075
	외래	O.P	1,571	17,191	142,009	5,155,408	4,791,356	1,243	13,436
073	계	S.T	26,609	394,348	6,038,548	137,130,243	123,524,983	15,511	193,714
	입원	I.P	4,505	139,872	217,713	40,676,240	35,113,022	2,489	55,857
	외래	O.P	26,514	254,476	5,820,835	96,454,002	88,411,961	15,428	137,857
074	계	S.T	2,506	35,736	275,437	9,942,984	8,928,290	1,594	23,217
	입원	I.P	468	15,742	30,134	5,557,863	4,981,831	305	9,571
	외래	O.P	2,478	19,994	245,303	4,385,120	3,946,459	1,573	13,646
075	계	S.T	3,102	48,696	352,676	13,328,137	11,803,755	1,678	22,575
	입원	I.P	760	21,867	48,312	7,848,606	6,819,674	376	9,117
	외래	O.P	3,070	26,829	304,364	5,479,531	4,984,081	1,656	13,458
076	계	S.T	2,600	80,679	452,975	27,624,781	24,981,794	1,786	52,215
	입원	I.P	1,007	49,716	100,709	15,951,431	14,135,819	723	32,286
	외래	O.P	2,540	30,963	352,266	11,673,350	10,845,975	1,732	19,929
077	계	S.T	19,772	215,097	3,767,953	75,289,891	67,587,737	25,443	264,554
	입원	I.P	4,279	57,994	120,659	20,544,155	17,962,314	4,724	64,468
	외래	O.P	19,642	157,103	3,647,294	54,745,737	49,625,424	25,291	200,086
078	계	S.T	158	1,508	13,730	469,293	421,186	128	1,166
	입원	I.P	39	680	1,130	287,295	256,369	33	584
	외래	O.P	149	828	12,600	181,998	164,818	115	582
079	계	S.T	6,382	80,999	1,064,529	26,354,165	23,745,673	7,115	90,973
	입원	I.P	2,047	31,576	62,520	14,000,667	12,449,393	2,302	35,167
	외래	O.P	6,259	49,423	1,002,009	12,353,499	11,296,280	6,939	55,806
080	계	S.T	7,523	82,528	918,450	37,109,076	33,810,638	6,170	71,754
	입원	I.P	1,821	33,366	62,337	14,275,378	12,700,237	1,561	29,427
	외래	O.P	7,405	49,162	856,113	22,833,698	21,110,402	6,027	42,327

주 : 진료일 기준 (한의원료 제외, 요양급여일수, 진료비와 급여비는 약국포함)



# 연령별 진료현황(총계) <계속>

Disease Categories by Age(Total) <Cont'd>

(단위 : 명, 일, 천원)

Unit : Person, Day, KRW 1,000

74 세			75 세이상				
요양급여일수 Reimbursed Days	진료비 Medical Expense	급여비 Benefit	진료실인원수 Patients	입내원일수 Visits	요양급여일수 Reimbursed Days	진료비 Medical Expense	급여비 Benefit
1,073,104	64,504,978	58,053,745	28,127	522,925	2,578,688	155,386,153	139,346,732
174,077	43,944,023	39,284,895	9,383	346,321	507,546	121,315,585	108,250,762
899,027	20,560,955	18,768,850	26,282	176,604	2,071,142	34,070,568	31,095,970
793,580	48,432,930	43,793,302	16,530	313,127	1,509,057	88,993,910	80,041,579
122,911	29,981,497	26,868,530	5,038	193,963	274,281	60,312,303	53,776,199
670,669	18,451,433	16,924,772	15,596	119,164	1,234,776	28,681,607	26,265,380
3,058,397	105,930,431	96,073,616	19,720	422,083	4,282,083	159,982,639	144,700,001
287,621	65,919,322	59,477,067	10,428	260,562	506,175	110,517,377	99,230,349
2,770,776	40,011,109	36,596,549	18,106	161,521	3,775,908	49,465,262	45,469,652
765,006	56,149,045	51,071,132	7,472	246,875	1,159,167	84,439,691	76,858,507
222,987	41,835,838	37,744,806	5,100	175,058	315,916	66,498,480	60,220,689
542,019	14,313,207	13,326,326	6,536	71,817	843,251	17,941,211	16,637,819
816,269	56,940,474	51,699,765	11,745	310,413	1,621,101	112,791,849	102,364,000
160,235	43,447,313	39,228,291	6,378	224,992	360,258	94,086,831	85,164,486
656,034	13,493,161	12,471,475	10,333	85,421	1,260,843	18,705,017	17,199,514
166,791	7,461,945	6,837,738	2,354	40,289	252,193	11,187,287	10,237,238
17,033	3,552,679	3,205,796	627	18,737	28,315	5,526,607	4,980,384
149,758	3,909,266	3,631,941	2,273	21,552	223,878	5,660,680	5,256,854
3,072,272	235,893,212	216,856,914	38,966	833,053	5,551,948	374,381,807	344,264,597
393,272	112,815,787	101,298,525	17,762	471,150	730,319	189,392,388	170,593,886
2,679,000	123,077,425	115,558,389	35,871	361,903	4,821,629	184,989,421	173,670,710
75,143	4,767,869	4,322,717	1,289	21,544	115,806	6,388,946	5,802,716
11,232	2,565,446	2,284,619	383	11,437	16,660	3,707,300	3,315,517
63,911	2,202,423	2,038,098	1,210	10,107	99,146	2,681,646	2,487,200
27,237	1,619,201	1,447,590	546	7,887	38,173	2,089,934	1,845,322
5,183	1,067,792	942,332	150	5,274	7,509	1,453,949	1,267,202
22,054	551,408	505,258	475	2,613	30,664	635,986	578,121
55,177	5,182,000	4,768,337	1,428	27,949	111,293	11,819,652	10,902,865
7,697	1,870,955	1,667,022	439	15,166	21,813	4,234,947	3,777,574
47,480	3,311,045	3,101,314	1,372	12,783	89,480	7,584,704	7,125,290
94,986	5,166,724	4,663,016	10,975	142,484	474,446	22,766,935	20,421,784
13,183	2,736,125	2,424,915	2,924	82,088	100,090	14,067,755	12,426,844
81,803	2,430,599	2,238,101	10,447	60,396	374,356	8,699,182	7,994,938
138,694	10,319,035	9,331,933	2,462	55,790	247,262	17,793,751	16,084,665
28,221	6,236,009	5,537,396	1,005	34,034	51,737	11,512,202	10,236,144
110,473	4,083,025	3,794,538	2,222	21,756	195,525	6,281,549	5,848,521
3,549,544	76,292,770	69,120,281	16,130	224,740	3,796,178	80,343,125	73,311,611
94,108	21,726,421	19,016,283	3,043	91,542	123,840	24,838,257	21,947,642
3,455,436	54,566,349	50,103,998	15,859	133,198	3,672,338	55,504,868	51,363,969
169,642	6,537,218	5,916,370	2,286	40,000	237,908	10,672,523	9,723,799
17,120	3,468,956	3,129,334	600	20,671	31,069	5,946,627	5,379,923
152,522	3,068,262	2,787,036	2,178	19,329	206,839	4,725,897	4,343,874
179,143	6,555,516	5,841,671	1,489	24,820	164,582	7,147,009	6,395,957
22,257	3,608,440	3,158,157	443	13,718	25,560	4,651,554	4,113,251
156,886	2,947,075	2,683,514	1,421	11,102	139,022	2,495,456	2,282,704
307,216	18,901,361	17,105,953	2,395	63,683	340,956	21,163,854	19,119,358
63,971	11,342,141	10,083,497	1,144	41,508	75,496	14,103,762	12,582,298
243,245	7,559,220	7,022,456	2,216	22,175	265,460	7,060,091	6,537,062
5,296,270	95,193,457	85,797,340	60,210	700,111	15,160,615	230,020,778	206,738,783
129,597	23,283,749	20,526,452	9,284	250,492	355,426	52,791,320	46,830,933
5,166,673	71,909,708	65,270,888	59,236	449,619	14,805,189	177,229,458	159,907,850
11,002	346,016	309,957	240	3,322	27,930	726,853	644,142
879	230,327	208,227	70	1,844	2,589	426,737	374,279
10,123	115,689	101,730	213	1,478	25,341	300,115	269,862
1,286,923	30,588,666	27,607,071	18,207	271,179	3,477,756	78,926,143	71,162,443
69,411	16,325,619	14,553,618	6,638	133,189	218,346	45,162,478	40,255,438
1,217,512	14,263,047	13,053,453	17,411	137,990	3,259,410	33,763,664	30,907,007
842,803	31,014,455	28,189,634	10,471	149,281	1,540,323	52,059,818	47,184,698
52,169	13,110,616	11,676,409	3,153	80,923	118,051	26,984,775	24,084,320
790,634	17,903,839	16,513,225	9,927	68,358	1,422,272	25,075,045	23,100,379

Note : Based on the Treatment Month (excluding herbal medicine, including pharmacy in Treatment Days Treatment Amount and Benefit Amount)

제VI-2표  
Table VI-2

298 질병분류별  
Benefits by Classification of 298

구 분 Division			총 계 G.T				0 세		
			진료실인원수 Patients	입내원일수 Visits	요양급여일수 Reimbursed Days	진료비 Medical Expense	급여비 Benefit	진료실인원수 Patients	입내원일수 Visits
081	계	S.T	1,308	13,486	55,541	4,880,567	4,413,509	2	31
	입원	I.P	260	3,663	7,904	2,311,196	2,108,122	1	24
	외래	O.P	1,289	9,823	47,637	2,569,371	2,305,387	2	7
082	계	S.T	11,812	406,778	2,197,378	140,553,969	127,278,761	2	251
	입원	I.P	4,638	268,568	410,269	99,858,066	89,726,688	2	210
	외래	O.P	10,898	138,210	1,787,109	40,695,903	37,552,073	2	41
083	계	S.T	2,216	42,174	263,782	11,445,841	10,345,614	1	2
	입원	I.P	496	28,460	40,588	8,299,594	7,473,331	-	-
	외래	O.P	2,034	13,714	223,194	3,146,247	2,872,283	1	2
084	계	S.T	447,384	2,408,112	117,443,255	659,689,920	559,286,677	10	316
	입원	I.P	59,931	768,914	1,597,504	385,480,654	332,900,485	8	185
	외래	O.P	438,115	1,639,198	115,845,751	274,209,266	226,386,192	8	131
085	계	S.T	2,358	36,547	215,963	19,141,705	17,729,024	-	-
	입원	I.P	568	15,483	35,547	10,252,402	9,429,620	-	-
	외래	O.P	2,317	21,064	180,416	8,889,303	8,299,404	-	-
086	계	S.T	30,753	693,851	3,854,813	354,332,383	325,775,389	2	11
	입원	I.P	10,523	391,834	708,862	254,112,567	232,880,290	1	10
	외래	O.P	29,647	302,017	3,145,951	100,219,815	92,895,099	1	1
087	계	S.T	25,579	653,177	5,938,750	525,736,539	486,494,378	5	405
	입원	I.P	7,572	392,122	597,790	328,224,187	300,511,731	4	336
	외래	O.P	24,620	261,055	5,340,960	197,512,352	185,982,648	5	69
088	계	S.T	20,940	466,670	3,764,119	280,610,173	261,525,403	8	240
	입원	I.P	5,723	213,903	366,309	114,049,551	104,341,663	4	194
	외래	O.P	20,404	252,767	3,397,810	166,560,622	157,183,740	8	46
089	계	S.T	43,872	182,342	1,140,254	31,136,067	26,953,876	-	-
	입원	I.P	7,176	31,346	72,957	13,647,698	11,526,924	-	-
	외래	O.P	43,591	150,996	1,067,297	17,488,369	15,426,952	-	-
090	계	S.T	476,628	1,015,809	2,584,772	73,142,057	48,055,341	1,346	1,977
	입원	I.P	5,944	16,496	46,938	6,271,042	5,093,930	19	88
	외래	O.P	475,484	999,313	2,537,834	66,871,015	42,961,412	1,340	1,889
091	계	S.T	374,164	684,006	2,066,897	89,685,393	54,416,258	1	1
	입원	I.P	38,302	62,751	169,255	19,741,353	14,895,138	-	-
	외래	O.P	368,665	621,255	1,897,642	69,944,040	39,521,120	1	1
092	계	S.T	611,863	1,325,638	10,175,617	343,478,275	225,471,711	-	-
	입원	I.P	58,849	265,947	538,698	205,774,883	149,856,252	-	-
	외래	O.P	605,856	1,059,691	9,636,919	137,703,392	75,615,459	-	-
093	계	S.T	150,469	369,790	2,639,680	107,152,519	71,335,899	15	30
	입원	I.P	20,053	95,173	179,074	72,352,854	52,863,933	-	-
	외래	O.P	147,132	274,617	2,460,606	34,799,666	18,471,966	15	30
094	계	S.T	29,024	70,567	495,418	15,729,289	9,607,105	7	10
	입원	I.P	2,035	12,606	26,220	6,055,369	4,622,833	1	3
	외래	O.P	28,469	57,961	469,198	9,673,920	4,984,272	6	7
095	계	S.T	24,702	165,300	2,063,039	47,536,784	42,109,251	5	161
	입원	I.P	3,093	78,788	130,214	30,469,409	27,307,742	1	157
	외래	O.P	24,034	86,512	1,932,825	17,067,375	14,801,509	4	4
096	계	S.T		5,455,606	58,506,578	1,296,137,104	999,598,526	4,117	14,959
	입원	I.P	152,600	1,169,851	2,520,066	596,003,107	492,565,787	338	2,280
	외래	O.P		4,285,755	55,986,512	700,133,997	507,032,739	4,083	12,679
097	계	S.T	374,957	753,379	18,965,885	54,827,384	37,975,412	1,291	1,695
	입원	I.P	5,488	31,235	86,645	7,545,381	5,841,644	35	134
	외래	O.P	371,503	722,144	18,879,240	47,282,003	32,133,768	1,257	1,561
098	계	S.T	200,650	520,600	9,630,616	137,889,600	110,318,662	518	1,287
	입원	I.P	11,223	92,299	190,314	50,850,039	42,883,585	44	272
	외래	O.P	194,892	428,301	9,440,302	87,039,561	67,435,077	507	1,015
099	계	S.T	124,907	433,017	4,930,519	312,637,606	268,569,645	394	1,866
	입원	I.P	9,450	86,592	159,568	54,908,876	47,052,863	130	968
	외래	O.P	120,161	346,425	4,770,951	257,728,730	221,516,782	362	898
100	계	S.T	8,881	53,918	1,111,112	11,527,641	9,616,493	22	381
	입원	I.P	900	9,646	36,408	4,584,009	3,909,906	2	247
	외래	O.P	8,708	44,272	1,074,704	6,943,632	5,706,587	21	134

주 : 진료일 기준 (한의원료 제외, 요양급여일수, 진료비와 급여비는 약국포함)

# 연령별 진료현황(총계) <계속>

Disease Categories by Age(Total) <Cont'd>

(단위 : 명, 일, 천원)

Unit : Person, Day, KRW 1,000

0Age			1 ~ 4세				
요양급여일수 Reimbursed Days	진료비 Medical Expense	급여비 Benefit	진료실인원수 Patients	입내원일수 Visits	요양급여일수 Reimbursed Days	진료비 Medical Expense	급여비 Benefit
69	20,589	18,453	74	3,102	7,941	1,298,236	1,195,962
60	20,078	17,981	65	1,118	3,150	892,485	815,435
9	511	472	74	1,984	4,791	405,751	380,528
454	213,226	197,300	95	6,669	16,661	3,554,846	3,213,929
302	209,609	193,863	59	3,773	6,649	2,780,476	2,484,598
152	3,617	3,437	90	2,896	10,012	774,370	729,331
2	72	68	22	562	1,542	222,588	204,777
-	-	-	14	355	1,164	178,177	162,965
2	72	68	19	207	378	44,411	41,812
686	211,551	194,551	142	6,802	16,950	3,465,580	3,126,181
270	191,048	175,853	77	4,008	7,311	2,810,653	2,509,883
416	20,502	18,698	137	2,794	9,639	654,927	616,298
-	-	-	2	93	193	37,694	35,248
-	-	-	1	65	129	33,995	31,761
-	-	-	2	28	64	3,699	3,488
14	3,439	2,956	18	560	1,675	254,480	230,652
10	3,419	2,939	12	402	728	223,183	201,057
4	20	18	17	158	947	31,297	29,595
801	274,774	255,612	211	17,000	57,308	8,792,688	8,018,585
479	260,729	242,390	185	11,157	25,008	7,837,433	7,116,145
322	14,045	13,222	201	5,843	32,300	955,255	902,440
315	190,914	186,974	66	1,542	9,227	421,109	388,616
226	186,778	183,196	35	575	1,827	274,362	252,905
89	4,137	3,778	65	967	7,400	146,748	135,711
-	-	-	-	-	3	10	9
-	-	-	-	-	-	-	-
-	-	-	-	-	3	10	9
2,318	111,771	101,198	7,778	15,564	27,113	1,628,888	1,336,015
116	49,376	46,978	851	1,418	4,273	1,036,262	945,899
2,202	62,395	54,220	7,705	14,146	22,840	592,626	390,116
1	19	18	4	5	5	115	71
-	-	-	-	-	-	-	-
1	19	18	4	5	5	115	71
-	-	-	-	-	-	-	-
-	-	-	-	-	-	-	-
-	-	-	-	-	-	-	-
30	2,892	2,019	30	57	57	8,426	6,026
-	-	-	1	6	6	4,137	3,456
30	2,892	2,019	30	51	51	4,289	2,569
10	4,864	4,419	17	37	175	12,271	9,895
3	4,002	3,703	1	12	25	9,730	8,204
7	862	717	17	25	150	2,541	1,691
191	197,961	195,658	39	420	1,283	135,471	124,366
187	197,876	195,585	8	108	151	98,011	91,406
4	84	73	36	312	1,132	37,461	32,960
27,947	2,286,014	2,129,443	8,592	29,971	79,068	4,558,235	3,907,004
3,478	1,705,142	1,622,137	603	4,093	7,676	3,198,799	2,896,507
24,469	580,872	507,306	8,522	25,878	71,392	1,359,437	1,010,497
5,423	73,550	67,241	14,542	20,817	129,697	1,039,997	841,884
235	12,323	11,388	238	769	1,846	109,830	96,834
5,188	61,227	55,852	14,342	20,048	127,851	930,167	745,049
3,531	222,507	207,535	3,399	7,318	34,929	1,481,758	1,289,885
506	164,074	157,455	91	1,478	2,580	1,092,820	988,055
3,025	58,433	50,079	3,373	5,840	32,349	388,938	301,829
3,960	678,845	638,672	2,607	13,932	51,835	5,211,941	4,604,067
1,481	603,012	575,391	525	4,279	7,863	2,744,572	2,491,852
2,479	75,833	63,281	2,440	9,653	43,972	2,467,369	2,112,215
834	211,888	204,627	157	2,259	10,615	626,706	552,762
379	195,377	190,198	22	805	1,140	446,008	397,171
455	16,510	14,429	155	1,454	9,475	180,699	155,591

Note : Based on the Treatment Month (excluding herbal medicine, including pharmacy in Treatment Days Treatment Amount and Benefit Amount)

제VI-2표  
Table VI-2

298 질병분류별  
Benefits by Classification of 298

구 분 Division	5 ~ 9 세					10 세 ~	
	진료실인원수 Patients	입내원일수 Visits	요양급여일수 Reimbursed Days	진료비 Medical Expense	급여비 Benefit	진료실인원수 Patients	입내원일수 Visits
081 계 S.T	118	1,572	3,501	546,010	493,555	100	350
081 입원 I.P	43	418	1,253	329,609	307,653	2	2
081 외래 O.P	118	1,154	2,248	216,402	185,902	100	348
082 계 S.T	253	10,571	38,364	4,373,987	3,964,914	388	12,881
082 입원 I.P	105	4,941	12,653	3,104,168	2,797,151	135	6,336
082 외래 O.P	248	5,630	25,711	1,269,819	1,167,762	378	6,545
083 계 S.T	49	832	2,658	203,663	183,589	53	593
083 입원 I.P	18	204	1,130	109,184	96,263	8	143
083 외래 O.P	45	628	1,528	94,479	87,326	51	450
084 계 S.T	220	4,738	18,910	2,232,951	1,941,011	331	4,384
084 입원 I.P	71	2,255	4,728	1,544,225	1,330,814	76	1,801
084 외래 O.P	212	2,483	14,182	688,726	610,196	317	2,583
085 계 S.T	5	296	770	135,382	126,527	16	436
085 입원 I.P	4	107	202	84,214	78,035	6	292
085 외래 O.P	5	189	568	51,168	48,493	15	144
086 계 S.T	131	4,512	12,571	2,229,766	2,049,148	259	6,072
086 입원 I.P	61	3,000	5,471	1,986,760	1,825,178	87	3,215
086 외래 O.P	119	1,512	7,100	243,006	223,969	252	2,857
087 계 S.T	757	29,901	138,140	14,970,725	13,746,836	1,058	31,102
087 입원 I.P	390	16,090	40,022	12,889,442	11,833,283	337	17,812
087 외래 O.P	741	13,811	98,118	2,081,282	1,913,552	1,044	13,290
088 계 S.T	186	1,639	13,391	401,469	358,240	243	1,673
088 입원 I.P	34	357	1,010	179,777	162,729	31	370
088 외래 O.P	185	1,282	12,381	221,692	195,510	242	1,303
089 계 S.T	1	1	1	34	29	-	-
089 입원 I.P	-	-	-	-	-	-	-
089 외래 O.P	1	1	1	34	29	-	-
090 계 S.T	13,763	24,815	43,195	2,016,961	1,444,508	15,692	32,338
090 입원 I.P	814	1,572	5,188	902,252	808,955	493	1,106
090 외래 O.P	13,682	23,243	38,007	1,114,709	635,553	15,634	31,232
091 계 S.T	17	21	26	2,710	2,078	158	371
091 입원 I.P	1	1	3	1,413	1,317	36	88
091 외래 O.P	17	20	23	1,298	762	152	283
092 계 S.T	3	3	3	391	133	27	55
092 입원 I.P	-	-	-	-	-	-	-
092 외래 O.P	3	3	3	391	133	27	55
093 계 S.T	108	368	769	160,123	130,014	722	2,252
093 입원 I.P	32	155	290	139,571	121,720	178	841
093 외래 O.P	103	213	479	20,552	8,294	693	1,411
094 계 S.T	28	54	289	12,218	10,258	32	43
094 입원 I.P	2	15	39	9,954	8,960	-	-
094 외래 O.P	27	39	250	2,265	1,298	32	43
095 계 S.T	111	1,000	7,202	328,541	294,804	207	956
095 입원 I.P	14	323	509	225,984	205,893	23	311
095 외래 O.P	105	677	6,693	102,557	88,911	202	645
096 계 S.T	8,461	22,256	67,660	3,747,594	2,978,161	12,952	38,172
096 입원 I.P	775	3,764	10,841	2,117,261	1,893,983	1,238	6,798
096 외래 O.P	8,340	18,492	56,819	1,630,332	1,084,177	12,772	31,374
097 계 S.T	6,603	9,390	88,500	532,707	381,306	11,249	18,121
097 입원 I.P	106	347	839	45,920	41,193	99	340
097 외래 O.P	6,516	9,043	87,661	486,787	340,113	11,181	17,781
098 계 S.T	2,217	6,509	52,141	2,038,193	1,776,493	4,243	10,898
098 입원 I.P	97	1,815	3,833	1,408,772	1,290,802	149	2,548
098 외래 O.P	2,192	4,694	48,308	629,422	485,692	4,206	8,350
099 계 S.T	3,022	15,792	70,062	11,230,831	9,922,626	3,254	14,853
099 입원 I.P	371	2,596	5,272	1,915,258	1,763,383	260	2,026
099 외래 O.P	2,959	13,196	64,790	9,315,573	8,159,243	3,183	12,827
100 계 S.T	163	1,571	12,741	449,529	403,652	143	1,617
100 입원 I.P	14	347	1,687	268,898	249,364	19	291
100 외래 O.P	161	1,224	11,054	180,630	154,288	142	1,326

주 : 진료일 기준 (한의원류 제외, 요양급여일수, 진료비와 급여비는 약국포함)

# 연령별 진료현황(총계) <계속>

## Disease Categories by Age(Total) <Cont'd>

(단위 : 명, 일, 천원)

Unit : Person, Day, KRW 1,000

14 세			15 ~ 19 세				
요양급여일수 Reimbursed Days	진료비 Medical Expense	급여비 Benefit	진료실인원수 Patients	입내원일수 Visits	요양급여일수 Reimbursed Days	진료비 Medical Expense	급여비 Benefit
1,024	67,485	43,987	59	209	1,324	40,500	27,398
5	1,640	1,402	5	21	32	11,396	9,334
1,019	65,845	42,585	59	188	1,292	29,105	18,064
54,719	5,991,828	5,310,709	466	11,812	73,399	4,384,588	3,957,351
14,384	3,915,692	3,463,935	125	4,718	9,617	2,805,016	2,551,676
40,335	2,076,136	1,846,775	456	7,094	63,782	1,579,572	1,405,675
2,821	139,492	125,597	35	705	2,980	268,033	245,051
279	77,998	71,062	10	416	1,362	173,353	157,429
2,542	61,494	54,535	33	289	1,618	94,680	87,622
39,258	1,953,160	1,662,506	715	6,111	143,051	2,187,262	1,876,480
3,477	1,297,024	1,130,842	211	2,151	5,852	1,524,246	1,309,254
35,781	656,136	531,663	693	3,960	137,199	663,016	567,226
1,302	177,253	162,774	87	2,014	9,218	911,545	845,736
576	146,248	134,344	36	992	2,339	547,600	505,314
726	31,005	28,430	85	1,022	6,879	363,945	340,422
22,568	2,916,732	2,635,393	329	6,340	29,064	2,748,887	2,484,375
6,429	2,330,652	2,103,546	86	3,110	7,059	2,089,539	1,888,325
16,139	586,079	531,847	324	3,230	22,005	659,349	596,050
160,762	17,690,205	16,136,710	1,100	26,792	165,779	16,540,726	15,185,774
37,755	14,989,877	13,724,728	275	15,607	32,714	12,997,799	11,949,754
123,007	2,700,328	2,411,983	1,090	11,185	133,065	3,542,927	3,236,020
15,787	480,177	409,144	197	871	7,895	260,046	218,554
1,365	200,450	182,610	19	197	782	133,133	116,518
14,422	279,727	226,533	195	674	7,113	126,913	102,036
-	-	-	17	105	321	13,875	11,906
-	-	-	4	13	29	5,870	4,415
-	-	-	17	92	292	8,005	7,491
62,430	2,301,861	1,476,576	14,202	31,169	73,950	2,113,001	1,336,775
3,368	507,290	449,503	241	654	1,941	240,385	191,982
59,062	1,794,570	1,027,073	14,161	30,515	72,009	1,872,616	1,144,793
642	74,011	57,415	1,317	3,721	7,135	617,755	424,119
203	51,295	44,404	454	880	2,250	373,648	286,973
439	22,716	13,011	1,264	2,841	4,885	244,107	137,146
466	8,120	4,290	178	298	1,179	51,199	32,076
-	-	-	7	16	47	16,286	12,747
466	8,120	4,290	176	282	1,132	34,912	19,328
4,330	822,605	653,966	2,785	8,307	29,711	2,918,676	2,049,139
1,553	666,243	581,253	628	2,912	5,775	2,276,337	1,727,937
2,777	156,362	72,713	2,671	5,395	23,936	642,338	321,201
76	3,444	1,991	75	214	405	40,554	26,803
-	-	-	9	88	158	23,023	17,369
76	3,444	1,991	71	126	247	17,531	9,435
6,862	358,039	311,974	265	1,952	15,862	735,569	650,399
474	219,698	201,619	41	915	2,387	539,846	484,560
6,388	138,341	110,355	255	1,037	13,475	195,722	165,839
113,881	6,724,038	5,277,292	14,965	48,789	178,721	9,745,638	7,549,201
16,842	3,659,787	3,214,807	1,495	9,497	21,686	5,916,638	4,974,720
97,039	3,064,252	2,062,485	14,687	39,292	157,035	3,829,000	2,574,481
259,605	990,389	675,420	20,340	37,802	721,702	1,987,235	1,350,133
847	61,357	54,714	114	410	1,405	100,565	82,586
258,758	929,032	620,706	20,285	37,392	720,297	1,886,670	1,267,546
95,801	3,144,654	2,712,035	8,071	16,182	169,716	3,251,515	2,642,554
5,499	2,158,503	1,982,404	150	2,382	4,172	1,865,825	1,644,310
90,302	986,151	729,632	8,015	13,800	165,544	1,385,691	998,244
87,166	19,137,529	17,050,993	3,509	13,398	97,897	23,780,608	21,287,533
5,095	1,199,457	1,097,398	218	1,483	3,238	1,098,509	939,509
82,071	17,938,072	15,953,595	3,454	11,915	94,659	22,682,098	20,348,024
14,313	363,437	321,142	149	1,228	13,930	332,101	289,651
1,231	139,557	129,943	17	122	681	47,579	41,970
13,082	223,881	191,199	145	1,106	13,249	284,522	247,681

Note : Based on the Treatment Month (excluding herbal medicine, including pharmacy in Treatment Days Treatment Amount and Benefit Amount)

제VI-2표  
Table VI-2

298 질병분류별  
Benefits by Classification of 298

구 분 Division			20 ~ 24 세				25 세 ~	
			진료실인원수 Patients	입내원일수 Visits	요양급여일수 Reimbursed Days	진료비 Medical Expense	급여비 Benefit	진료실인원수 Patients
081	계	S.T	43	317	2,153	72,950	62,185	27
	입원	I.P	1	31	180	30,335	28,430	2
	외래	O.P	43	286	1,973	42,615	33,756	27
082	계	S.T	571	8,879	83,594	3,167,433	2,825,764	560
	입원	I.P	108	3,421	8,741	1,816,020	1,645,202	122
	외래	O.P	556	5,458	74,853	1,351,414	1,180,562	547
083	계	S.T	57	1,132	5,703	377,259	331,163	61
	입원	I.P	11	562	1,242	250,008	214,769	10
	외래	O.P	54	570	4,461	127,251	116,395	58
084	계	S.T	2,696	19,999	651,308	5,905,436	5,061,287	8,527
	입원	I.P	775	6,723	19,052	3,924,864	3,299,953	2,226
	외래	O.P	2,670	13,276	632,256	1,980,573	1,761,333	8,467
085	계	S.T	196	2,622	11,624	1,253,024	1,160,442	306
	입원	I.P	32	815	1,554	383,104	350,008	51
	외래	O.P	196	1,807	10,070	869,919	810,434	304
086	계	S.T	507	7,495	37,784	4,021,556	3,650,610	627
	입원	I.P	98	3,523	6,554	3,125,108	2,856,042	141
	외래	O.P	493	3,972	31,230	896,449	794,568	614
087	계	S.T	1,144	23,903	182,892	18,951,362	17,361,721	1,169
	입원	I.P	218	13,648	18,904	13,510,912	12,324,134	224
	외래	O.P	1,126	10,255	163,988	5,440,449	5,037,587	1,150
088	계	S.T	142	1,090	9,396	312,344	277,759	192
	입원	I.P	18	217	881	139,072	122,105	24
	외래	O.P	140	873	8,515	173,272	155,653	191
089	계	S.T	645	2,869	9,388	410,263	367,398	2,974
	입원	I.P	155	268	1,075	137,097	120,191	620
	외래	O.P	637	2,601	8,313	273,167	247,207	2,959
090	계	S.T	21,729	47,412	117,752	3,254,654	2,051,251	31,276
	입원	I.P	242	726	1,955	243,324	183,012	288
	외래	O.P	21,681	46,686	115,797	3,011,330	1,868,238	31,205
091	계	S.T	6,172	14,951	25,291	2,054,315	1,335,773	14,076
	입원	I.P	1,581	2,632	6,868	889,062	666,248	2,693
	외래	O.P	5,987	12,319	18,423	1,165,254	669,525	13,731
092	계	S.T	1,899	4,127	17,231	1,041,773	691,483	11,868
	입원	I.P	224	813	1,819	622,127	458,749	1,532
	외래	O.P	1,875	3,314	15,412	419,646	232,734	11,725
093	계	S.T	9,306	27,114	149,800	8,908,993	6,072,558	17,472
	입원	I.P	1,826	8,419	16,133	6,583,896	4,852,199	2,763
	외래	O.P	9,047	18,695	133,667	2,325,097	1,220,360	17,063
094	계	S.T	273	590	1,481	142,909	94,399	545
	입원	I.P	35	99	244	67,589	51,122	49
	외래	O.P	263	491	1,237	75,320	43,277	541
095	계	S.T	391	2,495	24,792	958,367	851,499	571
	입원	I.P	59	926	2,127	634,526	575,374	89
	외래	O.P	376	1,569	22,665	323,841	276,125	559
096	계	S.T	25,906	76,842	399,710	14,218,540	10,675,607	45,203
	입원	I.P	2,090	11,439	29,491	6,509,427	5,231,048	3,166
	외래	O.P	25,546	65,403	370,219	7,709,113	5,444,559	44,707
097	계	S.T	14,081	24,043	490,708	1,452,593	991,906	15,425
	입원	I.P	90	268	1,251	75,252	57,887	101
	외래	O.P	14,035	23,775	489,457	1,377,341	934,019	15,370
098	계	S.T	7,221	13,653	178,332	3,740,692	3,074,322	7,906
	입원	I.P	150	847	2,263	723,389	604,661	198
	외래	O.P	7,167	12,806	176,069	3,017,303	2,469,661	7,834
099	계	S.T	4,841	15,471	138,126	24,306,221	21,549,757	6,120
	입원	I.P	216	1,572	3,301	1,050,874	870,049	239
	외래	O.P	4,777	13,899	134,825	23,255,347	20,679,708	6,039
100	계	S.T	151	1,218	16,870	462,178	406,365	255
	입원	I.P	24	279	868	155,245	133,734	39
	외래	O.P	147	939	16,002	306,932	272,631	248

주 : 진료일 기준 (한의원료 제외, 요양급여일수, 진료비와 급여비는 약국포함)

# 연령별 진료현황(총계) <계속>

Disease Categories by Age(Total) <Cont'd>

(단위 : 명, 일, 천원)

Unit : Person, Day, KRW 1,000

29 세			30 ~ 34 세				
요양급여일수 Reimbursed Days	진료비 Medical Expense	급여비 Benefit	진료실인원수 Patients	입내원일수 Visits	요양급여일수 Reimbursed Days	진료비 Medical Expense	급여비 Benefit
1,255	35,710	30,207	18	80	185	22,559	18,215
7	3,025	2,855	1	11	32	6,282	5,076
1,248	32,684	27,352	18	69	153	16,277	13,138
85,916	3,717,944	3,336,102	569	11,365	102,252	4,478,600	4,056,743
8,445	2,190,363	1,960,852	147	5,162	9,941	2,598,812	2,339,472
77,471	1,527,582	1,375,251	556	6,203	92,311	1,879,788	1,717,272
5,918	248,332	225,079	77	579	6,701	251,502	228,188
654	151,563	137,366	14	174	364	149,133	136,873
5,264	96,769	87,713	73	405	6,337	102,369	91,314
2,127,660	15,333,650	13,058,632	17,039	96,338	4,396,440	25,492,348	21,581,838
48,694	9,651,304	8,005,225	3,466	24,789	75,743	14,990,979	12,314,678
2,078,966	5,682,346	5,053,407	16,972	71,549	4,320,697	10,501,369	9,267,160
15,821	1,492,327	1,367,968	249	2,985	15,864	1,567,940	1,452,024
3,110	701,897	638,475	50	900	2,410	881,030	816,082
12,711	790,430	729,493	247	2,085	13,454	686,910	635,942
39,461	4,865,146	4,413,688	713	11,439	55,813	6,075,047	5,544,854
9,266	3,076,760	2,805,223	165	5,026	9,800	4,159,078	3,782,792
30,195	1,788,385	1,608,464	705	6,413	46,013	1,915,969	1,762,062
226,812	21,169,702	19,508,277	1,053	23,225	258,672	22,828,511	21,129,444
17,873	12,810,521	11,659,189	247	12,975	17,446	12,721,349	11,595,312
208,939	8,359,181	7,849,088	1,033	10,250	241,226	10,107,162	9,534,131
11,280	614,004	557,471	247	2,136	13,038	721,281	658,903
778	211,806	189,596	27	530	776	271,788	247,617
10,502	402,197	367,875	245	1,606	12,262	449,492	411,286
39,826	1,777,278	1,609,931	6,033	23,685	80,207	3,461,700	3,101,680
4,786	538,478	476,430	1,069	2,152	7,876	1,018,405	887,158
35,040	1,238,800	1,133,501	6,001	21,533	72,331	2,443,295	2,214,522
161,816	4,765,520	3,055,046	33,390	70,106	165,462	5,108,390	3,295,661
2,224	253,519	188,540	262	619	1,921	241,605	180,965
159,592	4,512,001	2,866,506	33,329	69,487	163,541	4,866,786	3,114,696
51,477	3,847,477	2,471,222	24,507	47,843	90,511	6,116,666	3,874,913
10,565	1,300,766	977,023	3,792	5,543	14,674	1,583,702	1,192,842
40,912	2,546,711	1,494,199	24,044	42,300	75,837	4,532,964	2,682,071
140,535	8,028,354	5,277,653	36,722	89,464	449,884	23,269,896	15,200,034
13,365	4,942,529	3,583,929	4,272	19,104	39,055	13,819,172	9,957,329
127,170	3,085,826	1,693,723	36,409	70,360	410,829	9,450,723	5,242,706
366,838	14,240,376	9,628,339	20,463	48,766	396,241	13,527,997	9,042,299
23,870	9,857,843	7,263,468	2,500	11,019	21,051	8,590,754	6,321,225
342,968	4,382,532	2,364,871	20,079	37,747	375,190	4,937,243	2,721,074
2,980	263,582	166,340	906	1,944	5,884	407,742	245,136
410	104,358	77,424	63	219	537	144,855	107,108
2,570	159,223	88,916	896	1,725	5,347	262,887	138,028
27,333	1,355,029	1,172,545	712	3,947	37,595	1,636,403	1,453,299
2,481	973,196	854,553	93	1,549	3,833	1,179,677	1,068,907
24,852	381,834	317,991	702	2,398	33,762	456,727	384,393
695,018	23,193,159	17,065,687	62,611	172,723	1,062,125	34,218,152	25,249,504
41,179	9,637,762	7,619,655	4,506	22,154	57,902	14,381,024	11,367,068
653,839	13,555,397	9,446,032	61,909	150,569	1,004,223	19,837,128	13,882,436
538,638	1,729,152	1,190,359	18,764	32,410	730,575	2,268,956	1,569,472
1,323	86,243	65,242	119	357	1,877	123,718	93,941
537,315	1,642,909	1,125,117	18,706	32,053	728,698	2,145,238	1,475,531
196,255	4,725,773	3,920,873	8,320	16,508	245,935	5,952,295	5,020,407
3,320	1,364,445	1,164,658	242	1,688	3,408	1,988,887	1,724,332
192,935	3,361,327	2,756,215	8,210	14,820	242,527	3,963,408	3,296,075
179,625	31,814,070	28,229,591	6,528	20,100	221,273	31,467,632	27,767,393
2,923	1,140,558	948,039	243	1,942	3,569	1,505,499	1,273,299
176,702	30,673,512	27,281,552	6,438	18,158	217,704	29,962,134	26,494,094
24,699	517,911	439,645	389	1,984	31,855	444,544	383,139
3,123	201,838	166,972	48	299	1,163	127,970	108,097
21,576	316,073	272,673	382	1,685	30,692	316,575	275,042

Note : Based on the Treatment Month (excluding herbal medicine, including pharmacy in Treatment Days Treatment Amount and Benefit Amount)

제VI-2표  
Table VI-2

298 질병분류별  
Benefits by Classification of 298

구 분 Division			35 ~ 39 세				40 세 ~	
			진료실인원수 Patients	입내원일수 Visits	요양급여일수 Reimbursed Days	진료비 Medical Expense	급여비 Benefit	진료실인원수 Patients
081	계	S.T	19	149	215	59,578	55,129	36
	입원	I.P	1	7	14	5,180	4,864	10
	외래	O.P	19	142	201	54,398	50,265	35
082	계	S.T	647	14,828	123,307	5,701,213	5,153,044	769
	입원	I.P	177	7,819	12,970	3,683,858	3,290,768	232
	외래	O.P	632	7,009	110,337	2,017,354	1,862,276	742
083	계	S.T	77	817	4,550	243,167	219,156	142
	입원	I.P	7	193	392	98,024	85,662	26
	외래	O.P	76	624	4,158	145,143	133,493	135
084	계	S.T	26,072	133,602	6,870,564	34,438,392	28,996,210	42,703
	입원	I.P	4,239	34,355	94,517	19,726,960	16,305,263	6,138
	외래	O.P	25,918	99,247	6,776,047	14,711,433	12,690,947	42,422
085	계	S.T	192	1,983	11,610	1,142,664	1,043,909	159
	입원	I.P	28	569	1,515	367,929	320,808	42
	외래	O.P	192	1,414	10,095	774,735	723,101	156
086	계	S.T	943	18,113	79,284	8,907,748	8,160,290	1,599
	입원	I.P	253	8,190	16,869	5,867,460	5,338,254	445
	외래	O.P	933	9,923	62,415	3,040,287	2,822,036	1,574
087	계	S.T	1,067	24,707	281,794	24,424,808	22,630,613	1,457
	입원	I.P	234	14,085	19,115	13,580,525	12,380,202	341
	외래	O.P	1,049	10,622	262,679	10,844,283	10,250,411	1,430
088	계	S.T	375	3,915	22,306	1,669,890	1,531,634	819
	입원	I.P	42	1,113	2,032	746,391	675,211	111
	외래	O.P	374	2,802	20,274	923,499	856,423	815
089	계	S.T	6,347	24,724	82,929	3,702,672	3,267,935	6,499
	입원	I.P	983	3,385	8,574	1,235,622	1,056,859	1,063
	외래	O.P	6,314	21,339	74,355	2,467,050	2,211,076	6,471
090	계	S.T	31,575	66,550	159,023	4,868,885	3,140,248	36,906
	입원	I.P	289	785	2,287	260,499	196,762	301
	외래	O.P	31,500	65,765	156,736	4,608,386	2,943,486	36,823
091	계	S.T	33,580	64,509	128,118	8,434,163	5,249,142	62,120
	입원	I.P	4,482	6,699	18,120	1,965,832	1,480,223	8,002
	외래	O.P	33,030	57,810	109,998	6,468,331	3,768,919	60,974
092	계	S.T	54,133	135,695	705,288	37,172,684	24,364,961	94,595
	입원	I.P	7,098	31,723	65,141	23,029,630	16,647,988	13,141
	외래	O.P	53,535	103,972	640,147	14,143,054	7,716,974	93,451
093	계	S.T	17,398	40,234	307,243	11,137,930	7,408,130	20,442
	입원	I.P	2,060	9,213	17,622	7,104,372	5,204,292	2,208
	외래	O.P	17,009	31,021	289,621	4,033,558	2,203,838	20,016
094	계	S.T	1,077	2,477	8,722	499,147	285,445	1,689
	입원	I.P	61	277	785	154,281	113,969	88
	외래	O.P	1,067	2,200	7,937	344,866	171,477	1,666
095	계	S.T	935	4,866	40,550	1,810,850	1,597,367	1,435
	입원	I.P	128	1,509	4,052	1,202,360	1,074,516	177
	외래	O.P	922	3,357	36,498	608,490	522,851	1,409
096	계	S.T	77,865	220,364	1,612,883	47,998,380	35,881,206	126,195
	입원	I.P	6,018	30,255	79,338	20,247,300	16,057,071	10,246
	외래	O.P	76,887	190,109	1,533,545	27,751,080	19,824,135	124,453
097	계	S.T	26,150	50,054	1,276,818	3,347,953	2,284,132	45,027
	입원	I.P	208	724	2,675	177,682	135,196	390
	외래	O.P	26,042	49,330	1,274,143	3,170,270	2,148,936	44,815
098	계	S.T	10,243	20,230	372,513	6,948,940	5,779,228	16,280
	입원	I.P	307	1,817	4,397	2,094,658	1,818,535	447
	외래	O.P	10,088	18,413	368,116	4,854,281	3,960,693	16,058
099	계	S.T	6,740	21,355	270,507	24,684,002	21,521,676	7,940
	입원	I.P	325	2,373	4,832	1,701,681	1,419,277	374
	외래	O.P	6,593	18,982	265,675	22,982,321	20,102,399	7,774
100	계	S.T	465	2,413	40,276	533,057	454,553	600
	입원	I.P	59	299	1,182	145,779	124,452	52
	외래	O.P	456	2,114	39,094	387,278	330,102	589

주 : 진료일 기준 (한의원료 제외, 급여일수, 진료비와 급여비는 약국포함)



# 연령별 진료현황(총계) <계속>

## Disease Categories by Age(Total) <Cont'd>

(단위 : 명, 일, 천원)

Unit : Person, Day, KRW 1,000

44 세			45 ~ 49 세				
요양급여일수 Reimbursed Days	진료비 Medical Expense	급여비 Benefit	진료실인원수 Patients	입내원일수 Visits	요양급여일수 Reimbursed Days	진료비 Medical Expense	급여비 Benefit
2,167	175,690	158,389	59	431	1,720	159,865	145,932
187	66,534	59,657	7	86	118	66,041	62,011
1,980	109,156	98,733	59	345	1,602	93,824	83,921
153,824	8,068,470	7,316,053	828	23,555	158,791	8,310,454	7,565,410
20,525	5,131,258	4,593,756	280	12,983	20,194	5,134,804	4,613,539
133,299	2,937,213	2,722,297	786	10,572	138,597	3,175,650	2,951,871
13,983	578,922	532,618	147	1,484	11,220	492,007	450,381
1,685	323,357	294,737	25	889	1,555	346,205	319,252
12,298	255,565	237,880	140	595	9,665	145,802	131,128
11,193,833	53,304,878	44,654,126	50,179	236,184	13,418,357	58,685,509	48,966,238
139,493	29,913,861	24,830,157	5,905	59,949	140,126	31,580,444	26,609,146
11,054,340	23,391,017	19,823,969	49,716	176,235	13,278,231	27,105,065	22,357,092
14,575	1,079,242	999,230	127	1,921	13,424	1,306,356	1,207,644
2,353	518,534	475,649	28	673	1,567	603,284	550,441
12,222	560,708	523,581	126	1,248	11,857	703,073	657,202
150,038	15,960,107	14,619,344	1,810	37,527	192,196	19,680,813	18,063,575
26,939	10,601,088	9,651,271	548	17,906	35,260	13,077,841	11,929,501
123,099	5,359,019	4,968,073	1,782	19,621	156,936	6,602,971	6,134,074
396,446	34,671,689	32,239,654	1,628	41,503	442,861	38,090,204	35,399,726
28,256	20,530,708	18,889,343	400	24,673	33,995	21,880,039	20,093,256
368,190	14,140,981	13,350,311	1,588	16,830	408,866	16,210,165	15,306,470
62,384	4,356,239	3,983,728	1,024	14,107	104,064	7,997,877	7,322,705
5,196	1,797,481	1,593,603	174	5,212	9,846	3,771,983	3,353,189
57,188	2,558,758	2,390,125	1,010	8,895	94,218	4,225,894	3,969,516
94,038	4,294,681	3,729,069	5,551	21,359	116,854	3,894,104	3,344,637
9,356	1,704,753	1,439,569	818	3,284	7,983	1,689,073	1,415,468
84,682	2,589,928	2,289,500	5,526	18,075	108,871	2,205,031	1,929,169
185,667	5,643,412	3,646,722	37,369	77,831	194,141	5,697,590	3,697,172
2,469	264,100	198,425	317	1,038	2,752	311,119	231,630
183,198	5,379,312	3,448,297	37,303	76,793	191,389	5,386,471	3,465,542
256,953	15,480,614	9,561,860	66,925	126,987	328,387	17,111,540	10,345,267
33,970	3,857,974	2,909,584	7,541	12,882	34,927	4,210,222	3,172,857
222,983	11,622,640	6,652,276	65,763	114,105	293,460	12,901,318	7,172,409
1,278,369	69,664,123	46,073,591	125,022	317,869	1,843,811	94,298,497	62,794,579
222,055	45,442,520	33,005,784	17,270	79,644	161,352	63,232,784	46,136,231
1,156,314	24,221,603	13,067,808	123,365	238,225	1,682,459	31,065,712	16,658,348
321,908	12,483,776	8,230,944	19,295	41,699	291,312	10,532,912	6,809,389
18,989	7,824,649	5,713,544	1,794	8,276	15,766	6,291,596	4,564,852
302,919	4,659,127	2,517,400	18,946	33,423	275,546	4,241,316	2,244,537
14,169	776,727	448,630	2,072	4,732	20,564	1,046,452	618,622
989	255,574	190,524	138	642	1,439	385,202	290,112
13,180	521,153	258,106	2,037	4,090	19,125	661,250	328,510
79,237	2,968,614	2,645,577	1,798	9,273	101,567	3,254,496	2,882,918
6,019	2,031,999	1,842,949	226	3,121	7,230	2,078,812	1,867,622
73,218	936,615	802,628	1,762	6,152	94,337	1,175,684	1,015,296
3,197,399	85,516,630	64,375,978	139,001	433,683	4,590,603	106,265,628	81,686,243
135,840	37,987,227	29,907,583	12,157	73,010	171,736	47,252,646	37,772,590
3,061,559	47,529,403	34,468,394	137,071	360,673	4,418,867	59,012,982	43,913,654
2,676,320	5,933,124	3,987,882	53,679	117,814	3,591,320	7,548,321	5,073,869
4,945	350,927	265,234	480	1,533	6,588	480,930	372,685
2,671,375	5,582,197	3,722,648	53,419	116,281	3,584,732	7,067,391	4,701,185
708,667	8,492,827	6,842,644	18,658	38,020	901,209	10,444,657	8,440,036
5,480	1,891,847	1,597,949	608	2,463	6,768	1,912,655	1,594,692
703,187	6,600,981	5,244,695	18,337	35,557	894,441	8,532,001	6,845,344
367,815	23,467,169	20,312,650	8,040	25,870	380,035	19,433,778	16,714,098
5,776	1,707,794	1,388,171	475	3,469	7,027	2,557,650	2,202,777
362,039	21,759,375	18,924,479	7,805	22,401	373,008	16,876,128	14,511,321
54,889	590,894	489,021	684	3,805	72,726	749,237	630,090
2,403	190,553	160,240	63	602	2,551	251,907	215,178
52,486	400,341	328,781	670	3,203	70,175	497,330	414,912

Note : Based on the Treatment Month (excluding herbal medicine, including pharmacy in Treatment Days Treatment Amount and Benefit Amount)

제VI-2표  
Table VI-2

298 질병분류별  
Benefits by Classification of 298

구 분 Division			50 ~ 54 세				55 세 ~	
			진료실인원수 Patients	입내원일수 Visits	요양급여일수 Reimbursed Days	진료비 Medical Expense	급여비 Benefit	진료실인원수 Patients
081	계	S.T	80	876	3,540	243,874	222,990	110
	입원	I.P	15	254	379	77,876	70,148	20
	외래	O.P	80	622	3,161	165,997	152,842	106
082	계	S.T	1,005	34,256	200,830	11,990,719	10,891,296	1,053
	입원	I.P	374	22,598	36,147	8,348,052	7,511,231	439
	외래	O.P	949	11,658	164,683	3,642,668	3,380,065	993
083	계	S.T	201	3,687	25,045	768,805	698,406	252
	입원	I.P	39	2,346	2,945	476,308	430,028	57
	외래	O.P	191	1,341	22,100	292,497	268,378	225
084	계	S.T	59,327	299,270	15,822,644	73,702,692	61,608,954	59,100
	입원	I.P	6,851	89,192	183,058	40,463,625	34,473,593	6,540
	외래	O.P	58,559	210,078	15,639,586	33,239,067	27,135,361	58,190
085	계	S.T	151	2,553	15,427	1,068,855	989,710	137
	입원	I.P	36	1,167	2,246	502,909	461,466	37
	외래	O.P	149	1,386	13,181	565,946	528,245	133
086	계	S.T	2,577	55,147	281,571	30,379,130	27,934,133	3,041
	입원	I.P	785	29,417	53,022	21,739,189	19,946,608	954
	외래	O.P	2,519	25,730	228,549	8,639,941	7,987,526	2,985
087	계	S.T	2,059	47,845	531,854	46,042,881	42,791,821	2,104
	입원	I.P	487	28,157	37,734	25,839,614	23,705,969	533
	외래	O.P	2,004	19,688	494,120	20,203,267	19,085,852	2,049
088	계	S.T	1,660	28,609	211,363	16,024,599	14,888,678	2,221
	입원	I.P	327	12,030	23,077	7,500,096	6,871,533	547
	외래	O.P	1,639	16,579	188,286	8,524,503	8,017,145	2,191
089	계	S.T	4,838	19,135	191,163	3,517,711	2,960,459	3,081
	입원	I.P	676	3,498	7,588	1,653,158	1,376,707	420
	외래	O.P	4,806	15,637	183,575	1,864,553	1,583,752	3,062
090	계	S.T	43,823	91,281	237,109	6,667,287	4,335,035	41,117
	입원	I.P	375	1,048	3,232	354,903	265,196	342
	외래	O.P	43,730	90,233	233,877	6,312,384	4,069,838	41,039
091	계	S.T	62,975	109,678	389,530	14,244,501	8,432,893	40,309
	입원	I.P	4,862	8,385	22,884	2,550,765	1,928,796	2,269
	외래	O.P	62,200	101,293	366,646	11,693,736	6,504,097	39,930
092	계	S.T	129,870	263,432	2,342,792	64,896,707	42,581,599	69,116
	입원	I.P	10,335	47,111	93,889	37,373,130	27,334,097	2,596
	외래	O.P	128,688	216,321	2,248,903	27,523,577	15,247,502	68,701
093	계	S.T	15,114	34,823	288,903	9,812,668	6,378,592	8,154
	입원	I.P	1,786	8,522	16,207	6,525,248	4,668,539	1,272
	외래	O.P	14,832	26,301	272,696	3,287,419	1,710,053	7,958
094	계	S.T	2,983	6,974	37,185	1,561,211	927,987	3,276
	입원	I.P	200	1,057	2,297	589,507	441,350	188
	외래	O.P	2,937	5,917	34,888	971,704	486,638	3,234
095	계	S.T	2,419	13,414	149,740	4,746,010	4,229,374	2,806
	입원	I.P	323	4,943	10,801	3,136,618	2,830,455	352
	외래	O.P	2,375	8,471	138,939	1,609,392	1,398,920	2,743
096	계	S.T	194,481	564,644	6,211,092	136,200,582	103,305,206	197,265
	입원	I.P	16,275	96,875	230,421	58,483,603	47,148,025	16,897
	외래	O.P	191,606	467,769	5,980,671	77,716,979	56,157,182	194,277
097	계	S.T	36,490	76,810	2,291,050	5,332,262	3,583,077	14,910
	입원	I.P	381	1,859	5,418	401,378	303,926	186
	외래	O.P	36,280	74,951	2,285,632	4,930,884	3,279,151	14,793
098	계	S.T	16,153	35,169	764,845	9,863,866	7,965,968	11,363
	입원	I.P	585	3,460	9,023	3,109,275	2,652,580	484
	외래	O.P	15,855	31,709	755,822	6,754,591	5,313,388	11,125
099	계	S.T	10,368	33,916	447,847	22,922,205	19,733,271	10,445
	입원	I.P	671	5,693	11,505	3,419,715	2,917,839	717
	외래	O.P	10,031	28,223	436,342	19,502,490	16,815,432	10,034
100	계	S.T	878	4,597	100,581	846,225	693,777	972
	입원	I.P	78	561	3,095	275,833	228,068	94
	외래	O.P	859	4,036	97,486	570,392	465,710	949

주 : 진료일 기준 (한의원료 제외, 요양급여일수, 진료비와 급여비는 약국포함)

# 연령별 진료현황(총계) <계속>

Disease Categories by Age(Total) <Cont'd>

(단위 : 명, 일, 천원)

Unit : Person, Day, KRW 1,000

59 세			60 ~ 64 세				
요양급여일수 Reimbursed Days	진료비 Medical Expense	급여비 Benefit	진료실인원수 Patients	입내원일수 Visits	요양급여일수 Reimbursed Days	진료비 Medical Expense	급여비 Benefit
4,034	393,937	359,256	145	1,357	5,399	522,641	475,520
327	168,173	155,654	24	375	670	227,576	209,550
3,707	225,765	203,602	143	982	4,729	295,065	265,970
226,642	12,775,273	11,582,186	1,242	54,836	269,767	16,738,582	15,176,886
38,030	8,781,234	7,865,228	563	39,094	54,914	12,083,714	10,828,070
188,612	3,994,039	3,716,958	1,135	15,742	214,853	4,654,867	4,348,816
26,816	1,321,617	1,189,307	262	6,270	35,458	1,674,272	1,507,152
4,574	990,328	887,940	62	4,830	6,603	1,339,931	1,204,274
22,242	331,289	301,366	244	1,440	28,855	334,340	302,877
16,000,084	78,086,354	65,467,143	66,486	338,864	18,098,871	90,789,108	76,198,502
183,140	43,934,971	37,894,527	7,073	102,973	201,920	50,465,028	43,933,393
15,816,944	34,151,384	27,572,616	65,238	235,891	17,896,951	40,324,081	32,265,109
14,639	1,349,801	1,255,268	200	3,875	23,336	2,012,288	1,869,701
3,067	644,018	592,283	58	1,982	4,235	1,114,468	1,026,289
11,572	705,784	662,985	199	1,893	19,101	897,820	843,412
383,183	37,842,688	34,813,431	4,180	97,574	579,570	52,538,455	48,467,630
75,414	27,191,496	24,956,272	1,395	54,187	100,475	36,977,482	34,002,484
307,769	10,651,192	9,857,159	4,085	43,387	479,095	15,560,974	14,465,146
554,120	47,926,184	44,487,721	2,766	70,988	707,681	62,326,330	57,673,546
44,874	29,178,718	26,781,887	728	45,059	61,086	38,205,013	34,890,965
509,246	18,747,465	17,705,834	2,681	25,929	646,595	24,121,317	22,782,581
347,242	28,710,848	26,704,452	3,081	72,673	572,721	45,334,184	42,259,271
40,819	12,926,034	11,831,691	847	33,832	61,862	21,017,520	19,329,670
306,423	15,784,814	14,872,761	3,022	38,841	510,859	24,316,664	22,929,601
176,323	2,472,495	2,067,791	3,061	14,388	144,896	2,806,010	2,375,562
6,690	1,307,222	1,084,506	507	3,887	7,097	1,551,784	1,290,693
169,633	1,165,273	983,286	3,039	10,501	137,799	1,254,225	1,084,869
225,004	6,307,278	4,089,989	44,036	94,000	254,614	6,770,589	4,381,245
3,205	356,236	265,401	381	1,315	3,554	398,723	297,418
221,799	5,951,042	3,824,588	43,937	92,685	251,060	6,371,866	4,083,827
319,064	8,527,508	4,974,568	32,315	52,785	238,929	6,769,148	3,957,687
10,941	1,195,652	898,110	1,529	2,855	7,974	916,879	694,738
308,123	7,331,856	4,076,458	32,086	49,930	230,955	5,852,269	3,262,949
1,626,840	21,391,449	13,594,590	50,610	74,916	994,655	13,158,087	8,274,824
21,760	8,717,458	6,405,159	1,322	5,632	10,992	4,649,899	3,405,545
1,605,080	12,673,991	7,189,431	50,355	69,284	983,663	8,508,188	4,869,279
186,963	6,525,691	4,296,021	7,509	19,886	131,549	6,169,474	4,078,149
11,651	4,704,537	3,367,173	1,185	6,206	10,989	4,493,419	3,225,288
175,312	1,821,154	928,849	7,319	13,680	120,560	1,676,055	852,861
51,614	1,601,487	955,505	4,540	9,956	73,707	2,212,220	1,325,620
2,336	546,688	418,380	252	1,227	2,813	738,835	564,780
49,278	1,054,799	537,125	4,479	8,729	70,894	1,473,385	760,841
202,528	4,813,913	4,272,603	3,665	20,641	302,621	5,971,894	5,300,319
12,264	2,973,068	2,675,436	424	7,647	14,360	3,475,953	3,133,985
190,264	1,840,845	1,597,167	3,583	12,994	288,261	2,495,941	2,166,335
6,585,631	140,642,150	106,614,698	252,327	754,519	9,002,493	187,531,725	142,678,809
256,181	62,048,152	50,884,947	22,256	145,261	348,055	83,941,275	69,600,268
6,329,450	78,593,998	55,729,751	248,327	609,258	8,654,438	103,590,450	73,078,541
710,746	2,364,960	1,617,310	16,748	31,566	788,362	2,715,745	1,873,137
2,714	214,017	162,694	231	1,094	3,971	294,932	225,218
708,032	2,150,943	1,454,617	16,591	30,472	784,391	2,420,813	1,647,919
547,366	11,083,814	9,278,863	14,127	37,153	706,026	9,875,541	7,862,517
8,467	4,147,235	3,613,016	717	4,836	10,657	3,435,809	2,911,634
538,899	6,936,579	5,665,847	13,793	32,317	695,369	6,439,732	4,950,883
412,548	15,695,380	12,950,212	12,668	40,566	518,855	14,757,801	11,855,658
10,391	5,781,250	5,007,509	950	8,010	15,940	5,005,069	4,273,500
402,157	9,914,130	7,942,702	12,121	32,556	502,915	9,752,733	7,582,158
117,101	884,132	704,039	1,217	6,809	175,346	1,394,380	1,144,922
3,680	295,763	235,961	104	1,134	4,810	562,814	478,538
113,421	588,369	468,078	1,193	5,675	170,536	831,565	666,384

Note : Based on the Treatment Month (excluding herbal medicine, including pharmacy in Treatment Days Treatment Amount and Benefit Amount)

제VI-2표  
Table VI-2

298 질병분류별  
Benefits by Classification of 298

구 분 Division			65 ~ 69 세				70 세 ~	
			진료실인원수 Patients	입내원일수 Visits	요양급여일수 Reimbursed Days	진료비 Medical Expense	급여비 Benefit	진료실인원수 Patients
081	계	S.T	114	967	4,099	395,582	357,049	93
	입원	I.P	19	204	340	152,911	136,378	5
	외래	O.P	113	763	3,759	242,671	220,671	92
082	계	S.T	1,069	47,662	231,136	16,822,042	15,291,968	818
	입원	I.P	524	35,621	50,925	12,760,421	11,491,134	424
	외래	O.P	966	12,041	180,211	4,061,622	3,800,834	703
083	계	S.T	287	6,212	42,309	1,833,294	1,658,990	181
	입원	I.P	61	4,145	5,666	1,438,499	1,300,953	40
	외래	O.P	266	2,067	36,643	394,794	358,037	165
084	계	S.T	49,313	256,623	13,125,598	77,237,848	65,773,905	30,174
	입원	I.P	5,671	78,570	157,691	44,267,257	39,048,459	4,037
	외래	O.P	47,974	178,053	12,967,907	32,970,591	26,725,446	29,048
085	계	S.T	182	2,884	24,770	1,777,486	1,659,496	125
	입원	I.P	45	961	3,590	1,004,500	934,494	40
	외래	O.P	181	1,923	21,180	772,986	725,002	120
086	계	S.T	4,131	98,424	596,390	51,563,272	47,511,509	3,519
	입원	I.P	1,447	56,356	105,450	37,011,358	33,991,296	1,277
	외래	O.P	3,984	42,068	490,940	14,551,914	13,520,213	3,386
087	계	S.T	2,519	65,218	639,307	55,824,297	51,617,259	2,085
	입원	I.P	748	40,548	56,772	34,514,750	31,556,163	734
	외래	O.P	2,403	24,670	582,535	21,309,547	20,061,096	1,954
088	계	S.T	3,170	81,006	677,006	54,647,091	50,977,954	2,811
	입원	I.P	955	36,789	65,710	22,920,353	21,004,532	888
	외래	O.P	3,113	44,217	611,296	31,726,739	29,973,421	2,749
089	계	S.T	2,219	10,960	98,565	2,136,462	1,841,552	1,389
	입원	I.P	380	2,786	5,093	1,239,444	1,054,138	255
	외래	O.P	2,197	8,174	93,472	897,018	787,414	1,377
090	계	S.T	36,178	79,850	225,151	5,505,204	3,685,147	25,673
	입원	I.P	255	939	2,480	261,009	194,906	172
	외래	O.P	36,122	78,911	222,671	5,244,196	3,490,240	25,623
091	계	S.T	17,105	28,355	137,666	3,674,870	2,152,053	8,007
	입원	I.P	705	1,370	3,891	524,853	399,205	235
	외래	O.P	16,977	26,985	133,775	3,150,017	1,752,848	7,958
092	계	S.T	22,790	35,441	461,202	6,335,134	3,978,997	10,318
	입원	I.P	649	2,905	5,525	2,379,113	1,755,148	266
	외래	O.P	22,642	32,536	455,677	3,956,021	2,223,849	10,244
093	계	S.T	5,098	13,543	77,680	4,272,059	2,827,642	3,146
	입원	I.P	821	4,092	7,666	3,148,266	2,261,796	500
	외래	O.P	4,972	9,451	70,014	1,123,793	565,847	3,072
094	계	S.T	3,993	9,983	84,155	2,262,444	1,377,090	3,063
	입원	I.P	285	1,723	3,560	865,879	653,743	226
	외래	O.P	3,918	8,260	80,595	1,396,565	723,347	3,001
095	계	S.T	3,180	18,528	297,517	5,188,954	4,593,287	2,400
	입원	I.P	331	7,008	12,306	2,932,973	2,631,524	284
	외래	O.P	3,117	11,520	285,211	2,255,981	1,961,763	2,343
096	계	S.T	203,660	649,975	8,208,784	164,919,199	127,290,765	151,837
	입원	I.P	18,721	133,100	310,690	74,459,131	62,294,983	14,904
	외래	O.P	200,306	516,875	7,898,094	90,460,068	64,995,782	149,082
097	계	S.T	16,734	32,920	870,580	2,812,854	1,968,257	15,853
	입원	I.P	256	1,279	4,512	397,412	303,089	368
	외래	O.P	16,567	31,641	866,068	2,415,442	1,665,169	15,621
098	계	S.T	14,577	41,209	841,484	10,475,175	8,276,998	14,258
	입원	I.P	766	5,674	12,186	3,078,983	2,569,209	989
	외래	O.P	14,206	35,535	829,298	7,396,192	5,707,789	13,778
099	계	S.T	11,495	39,216	480,768	13,435,141	10,795,340	9,543
	입원	I.P	1,013	9,865	17,606	5,820,497	5,017,025	867
	외래	O.P	10,859	29,351	463,162	7,614,644	5,778,315	9,019
100	계	S.T	1,022	5,827	155,796	1,075,714	867,784	748
	입원	I.P	101	807	3,038	386,531	317,734	83
	외래	O.P	1,001	5,020	152,758	689,183	550,050	737

주 : 진료일 기준 (한의원료 제외, 요양급여일수, 진료비와 급여비는 약국포함)

# 연령별 진료현황(총계) <계속>

Disease Categories by Age(Total) <Cont'd>

(단위 : 명, 일, 천원)

Unit : Person, Day, KRW 1,000

74 세			75 세이상				
요양급여일수 Reimbursed Days	진료비 Medical Expense	급여비 Benefit	진료실인원수 Patients	입내원일수 Visits	요양급여일수 Reimbursed Days	진료비 Medical Expense	급여비 Benefit
5,024	136,322	124,640	211	2,142	11,891	689,040	624,641
52	17,042	15,938	39	827	1,098	235,015	205,756
4,972	119,280	108,702	201	1,315	10,793	454,025	418,884
158,597	12,141,210	11,044,604	1,477	62,372	219,125	18,123,553	16,394,500
40,063	9,622,300	8,697,784	822	51,967	65,769	14,892,269	13,398,428
118,534	2,518,910	2,346,820	1,159	10,405	153,356	3,231,284	2,996,071
27,263	959,399	865,252	312	7,888	48,813	1,863,418	1,680,843
3,352	728,493	655,580	94	6,505	7,621	1,469,032	1,318,175
23,911	230,906	209,672	258	1,383	41,192	394,386	362,667
7,728,070	56,399,991	48,687,434	34,350	261,988	7,790,971	80,263,210	70,431,681
120,519	34,550,673	30,771,652	6,567	135,366	211,913	54,643,494	48,957,793
7,607,551	21,849,318	17,915,783	31,574	126,622	7,579,058	25,619,717	21,473,887
15,484	1,773,444	1,662,566	224	4,395	27,906	2,056,406	1,890,781
2,593	1,374,419	1,290,875	74	2,657	4,061	1,344,254	1,223,297
12,891	399,025	371,690	207	1,738	23,845	712,149	667,484
510,788	45,180,530	41,598,590	6,367	154,837	882,843	69,164,585	63,595,211
87,175	33,346,513	30,601,293	2,768	99,588	162,941	51,305,641	46,998,210
423,613	11,834,018	10,997,297	5,874	55,249	719,902	17,858,944	16,597,003
468,838	40,292,424	37,290,751	3,397	86,883	724,683	54,919,029	51,020,326
45,978	24,509,481	22,401,986	1,487	53,271	79,779	31,967,277	29,367,024
422,860	15,782,943	14,888,765	3,072	33,612	644,904	22,951,752	21,653,305
676,728	50,060,972	46,909,836	4,498	125,136	1,009,976	68,407,130	63,891,485
53,753	16,410,663	15,042,085	1,640	66,643	96,369	25,361,867	23,182,872
622,975	33,650,309	31,867,751	4,220	58,493	913,607	43,045,263	40,708,615
55,512	1,358,107	1,164,640	1,217	7,003	50,228	1,290,665	1,111,278
3,114	798,982	671,545	226	2,230	3,696	767,811	649,245
52,398	559,126	493,095	1,184	4,773	46,532	522,854	462,032
166,872	3,912,135	2,633,871	40,775	95,540	283,155	6,468,629	4,348,883
1,930	196,080	145,607	302	1,856	4,043	394,360	302,750
164,942	3,716,055	2,488,264	40,670	93,684	279,112	6,074,270	4,046,135
58,690	1,669,797	961,724	4,576	7,845	34,472	1,060,183	615,454
1,303	184,186	138,719	120	263	682	135,104	104,097
57,387	1,485,611	823,005	4,547	7,582	33,790	925,079	511,358
209,009	2,794,352	1,750,640	4,712	7,696	104,353	1,367,508	852,260
2,347	1,030,283	766,781	137	645	1,351	519,952	386,765
206,662	1,764,070	983,859	4,660	7,051	103,002	847,557	465,496
43,348	2,712,769	1,782,813	3,412	10,321	42,998	2,915,156	1,939,859
5,062	1,993,284	1,429,063	499	3,773	6,444	2,148,701	1,558,129
38,286	719,484	353,750	3,307	6,548	36,554	766,454	381,730
70,356	1,766,233	1,091,807	4,448	13,793	123,646	3,115,782	2,017,154
2,921	678,692	516,835	437	4,330	7,664	1,477,199	1,159,251
67,435	1,087,540	574,972	4,277	9,463	115,982	1,638,584	857,903
264,747	4,499,592	3,992,247	3,763	46,571	503,412	8,577,081	7,541,016
11,412	2,721,254	2,422,595	520	33,702	39,621	5,847,557	5,150,764
253,335	1,778,339	1,569,652	3,541	12,869	463,791	2,729,522	2,390,251
6,517,403	131,660,798	102,513,839	172,195	842,206	9,956,160	196,710,641	160,419,884
256,915	59,570,575	50,043,432	20,915	334,514	541,795	104,887,358	90,036,964
6,260,488	72,090,223	52,470,407	166,948	507,692	9,414,365	91,823,282	70,382,921
912,194	3,134,899	2,233,427	47,071	117,287	2,883,647	11,562,687	8,286,601
7,145	705,123	548,930	2,086	17,231	39,054	3,907,774	3,020,889
905,049	2,429,776	1,684,497	45,683	100,056	2,844,593	7,654,915	5,265,713
910,130	11,812,835	9,307,346	43,096	156,685	2,901,736	34,334,557	25,920,958
17,091	4,294,874	3,601,479	5,199	48,044	90,664	16,117,986	12,967,812
893,039	7,517,961	5,705,867	40,148	108,641	2,811,072	18,216,571	12,953,145
412,031	9,174,950	6,997,412	17,393	68,006	790,169	21,439,504	16,638,697
15,295	4,734,202	4,030,066	1,856	24,336	38,454	12,923,280	10,837,779
396,736	4,440,747	2,967,346	16,273	43,670	751,715	8,516,225	5,800,918
117,986	1,065,146	867,477	866	5,260	150,554	980,561	763,845
2,864	507,610	426,074	81	1,000	2,513	384,745	306,212
115,122	557,537	441,403	853	4,260	148,041	595,816	457,633

Note : Based on the Treatment Month (excluding herbal medicine, including pharmacy in Treatment Days Treatment Amount and Benefit Amount)

제VI-2표  
Table VI-2

298 질병분류별  
Benefits by Classification of 298

구 분 Division			총 계 G.T				0 세		
			진료실인원수 Patients	입내원일수 Visits	요양급여일수 Reimbursed Days	진료비 Medical Expense	급여비 Benefit	진료실인원수 Patients	입내원일수 Visits
101	계	S.T	11,376	35,137	1,690,520	2,786,001	1,649,406	5	12
	입원	I.P	23	120	287	18,449	14,385	-	-
	외래	O.P	11,363	35,017	1,690,233	2,767,551	1,635,020	5	12
102	계	S.T	264,813	1,285,818	44,998,595	109,899,683	66,225,709	31	60
	입원	I.P	2,528	16,402	47,264	5,861,103	4,335,660	-	-
	외래	O.P	264,397	1,269,416	44,951,331	104,038,580	61,890,048	31	60
103	계	S.T	1,350,867	4,050,336	171,830,107	350,981,831	222,528,244	1,567	5,243
	입원	I.P	13,642	45,326	135,763	13,843,237	9,883,739	29	192
	외래	O.P	1,346,399	4,005,010	171,694,344	337,138,594	212,644,505	1,562	5,051
104	계	S.T	3,692,298	25,893,100	950,076,654	3,416,767,407	2,383,286,921	5	59
	입원	I.P	95,503	1,469,789	2,734,275	275,713,543	212,361,683	1	39
	외래	O.P	3,669,017	24,423,311	947,342,379	3,141,053,864	2,170,925,238	5	20
105	계	S.T	13,883	32,247	286,518	3,158,411	2,393,165	3	3
	입원	I.P	519	6,601	10,158	1,305,222	1,036,584	-	-
	외래	O.P	13,446	25,646	276,360	1,853,189	1,356,581	3	3
106	계	S.T	41,409	64,751	1,276,236	3,150,355	2,218,344	62	65
	입원	I.P	85	266	838	24,140	18,672	-	-
	외래	O.P	41,326	64,485	1,275,398	3,126,216	2,199,672	62	65
107	계	S.T	272,417	510,011	17,211,856	39,168,422	26,174,367	156	218
	입원	I.P	1,212	34,355	47,674	5,189,607	3,910,864	1	5
	외래	O.P	271,437	475,656	17,164,182	33,978,815	22,263,503	155	213
108	계	S.T	1,255	2,047	13,636	99,673	74,304	1	1
	입원	I.P	10	107	173	21,360	15,231	-	-
	외래	O.P	1,246	1,940	13,463	78,313	59,073	1	1
109	계	S.T	24,624	67,812	1,671,902	26,240,711	18,784,424	5	8
	입원	I.P	2,297	13,740	59,785	20,423,436	15,477,719	-	-
	외래	O.P	24,295	54,072	1,612,117	5,817,275	3,306,705	5	8
110	계	S.T	138,829	220,954	857,951	14,855,092	11,073,292	698	1,218
	입원	I.P	6,487	18,110	35,098	4,708,203	3,822,534	162	513
	외래	O.P	133,025	202,844	822,853	10,146,890	7,250,758	562	705
111	계	S.T	3,577,146	12,577,701	522,155,088	1,514,125,790	1,044,189,660	2,708	6,162
	입원	I.P	46,123	318,934	757,190	111,093,252	89,544,637	136	1,672
	외래	O.P	3,552,877	12,258,767	521,397,898	1,403,032,538	954,645,022	2,648	4,490
112	계	S.T	639,275	24,923,417	141,151,256	2,375,245,670	1,767,110,226	-	-
	입원	I.P	129,884	21,792,645	22,158,846	1,828,646,950	1,376,557,994	-	-
	외래	O.P	544,270	3,130,772	118,992,410	546,598,719	390,552,231	-	-
113	계	S.T	62,499	1,749,387	7,034,274	171,533,194	128,595,455	1	1
	입원	I.P	15,948	1,500,954	1,707,520	150,160,848	113,743,813	-	-
	외래	O.P	53,087	248,433	5,326,754	21,372,345	14,851,642	1	1
114	계	S.T	8,145	37,157	476,968	6,893,924	5,019,662	12	19
	입원	I.P	3,257	20,387	29,420	4,977,414	3,761,172	5	11
	외래	O.P	5,243	16,770	447,548	1,916,510	1,258,490	8	8
115	계	S.T	148,269	4,785,151	39,623,715	492,438,165	402,163,928	-	-
	입원	I.P	23,182	3,459,284	3,837,044	339,756,029	276,625,500	-	-
	외래	O.P	137,722	1,325,867	35,786,671	152,682,135	125,538,427	-	-
116	계	S.T	1,213,872	10,529,984	193,930,037	866,099,574	642,683,759	-	-
	입원	I.P	25,507	1,034,393	1,372,864	142,619,869	108,359,225	-	-
	외래	O.P	1,207,221	9,495,591	192,557,173	723,479,705	534,324,534	-	-
117	계	S.T	1,276,430	7,145,216	138,349,024	486,980,027	359,621,347	19	19
	입원	I.P	11,015	167,245	262,709	24,414,587	18,496,058	-	-
	외래	O.P	1,271,612	6,977,971	138,086,315	462,565,440	341,125,289	19	19
118	계	S.T	24,941	413,734	3,411,300	36,697,250	27,793,175	1	1
	입원	I.P	1,538	280,258	299,490	24,824,285	19,441,775	-	-
	외래	O.P	23,907	133,476	3,111,810	11,872,964	8,351,400	1	1
119	계	S.T	1,000,126	5,285,409	129,357,222	471,750,428	337,973,154	804	1,445
	입원	I.P	9,186	413,415	509,586	47,817,847	36,837,807	11	121
	외래	O.P	994,800	4,871,994	128,847,636	423,932,581	301,135,347	798	1,324
120	계	S.T	15,043	202,880	1,418,462	69,925,388	54,577,054	194	2,269
	입원	I.P	5,208	163,091	249,759	63,637,132	50,472,396	160	1,927
	외래	O.P	12,565	39,789	1,168,703	6,288,257	4,104,658	139	342

주 : 진료일 기준 (한의원료 제외, 요양급여일수, 진료비와 급여비는 약국포함)

# 연령별 진료현황(총계) <계속>

Disease Categories by Age(Total) <Cont'd>

(단위 : 명, 일, 천원)

Unit : Person, Day, KRW 1,000

0Age			1 ~ 4세				
요양급여일수 Reimbursed Days	진료비 Medical Expense	급여비 Benefit	진료실인원수 Patients	입내원일수 Visits	요양급여일수 Reimbursed Days	진료비 Medical Expense	급여비 Benefit
100	724	658	27	68	860	4,752	2,999
-	-	-	-	-	-	-	-
100	724	658	27	68	860	4,752	2,999
356	4,984	4,316	53	260	2,705	23,300	16,504
-	-	-	4	36	68	6,599	6,092
356	4,984	4,316	52	224	2,637	16,702	10,412
121,112	478,337	421,853	3,929	16,358	744,710	1,198,740	887,671
434	114,549	112,736	20	59	122	19,265	17,299
120,678	363,788	309,118	3,923	16,299	744,588	1,179,475	870,372
118	29,790	29,511	146	1,629	6,246	383,671	325,822
63	27,963	27,788	61	921	1,306	310,462	276,615
55	1,826	1,723	137	708	4,940	73,209	49,207
3	51	48	74	127	458	9,388	7,358
-	-	-	3	14	33	4,965	4,353
3	51	48	74	113	425	4,422	3,005
569	1,855	1,624	184	194	1,727	6,545	5,232
-	-	-	-	-	-	-	-
569	1,855	1,624	184	194	1,727	6,545	5,232
928	21,273	19,724	930	1,468	11,147	108,425	87,025
14	5	5	8	35	97	7,662	6,634
914	21,268	19,719	925	1,433	11,050	100,764	80,391
1	25	21	9	18	81	673	524
-	-	-	-	-	-	-	-
1	25	21	9	18	81	673	524
12	240	223	35	53	240	2,663	1,790
-	-	-	-	-	-	-	-
12	240	223	35	53	240	2,663	1,790
3,903	180,237	165,099	13,254	19,853	76,853	2,123,181	1,784,356
1,139	135,765	126,164	1,840	4,937	10,893	1,138,183	1,033,144
2,764	44,472	38,935	11,691	14,916	65,960	984,998	751,212
25,235	2,153,308	1,993,512	10,773	31,674	206,462	8,499,827	7,256,453
2,634	1,522,711	1,461,414	1,321	6,337	13,823	2,988,610	2,701,613
22,601	630,597	532,098	10,265	25,337	192,639	5,511,217	4,554,840
429	1,388	1,111	2	7	1,163	3,975	3,264
-	-	-	1	6	9	587	558
429	1,388	1,111	1	1	1,154	3,388	2,705
1	213	179	8	9	21	950	799
-	-	-	2	2	2	356	338
1	213	179	6	7	19	594	461
29	4,212	3,861	182	214	274	36,999	30,255
19	3,425	3,211	69	85	107	22,131	20,846
10	787	650	116	129	167	14,868	9,408
64	56	51	2	7	97	470	392
-	-	-	-	-	-	-	-
64	56	51	2	7	97	470	392
-	-	-	78	177	3,188	22,196	18,335
-	-	-	-	-	-	-	-
-	-	-	78	177	3,188	22,196	18,335
24	792	691	845	1,496	5,994	118,764	94,730
-	-	-	5	16	20	4,488	4,142
24	792	691	840	1,480	5,974	114,275	90,588
1	19	18	641	1,651	7,152	119,009	83,668
-	-	-	-	-	-	-	-
1	19	18	641	1,651	7,152	119,009	83,668
2,318	79,115	70,057	12,379	35,267	120,368	2,534,634	1,911,541
194	41,581	37,802	83	3,845	4,939	438,053	399,005
2,124	37,534	32,255	12,350	31,422	115,429	2,096,580	1,512,535
3,997	943,956	882,013	494	3,541	14,248	1,183,175	1,057,495
2,651	916,072	859,194	170	2,207	4,034	1,061,547	970,715
1,346	27,883	22,819	418	1,334	10,214	121,629	86,780

Note : Based on the Treatment Month (excluding herbal medicine, including pharmacy in Treatment Days Treatment Amount and Benefit Amount)

제VI-2표  
Table VI-2

298 질병분류별  
Benefits by Classification of 298

구 분 Division			5 ~ 9 세				10 세 ~		
			진료실인원수 Patients	입내원일수 Visits	요양급여일수 Reimbursed Days	진료비 Medical Expense	급여비 Benefit	진료실인원수 Patients	입내원일수 Visits
101	계	S.T	32	74	1,107	7,149	3,025	25	73
	입원	I.P	-	-	-	-	-	-	-
	외래	O.P	32	74	1,107	7,149	3,025	25	73
102	계	S.T	437	2,828	65,296	272,419	150,651	1,556	10,661
	입원	I.P	24	140	374	45,055	40,439	51	434
	외래	O.P	437	2,688	64,922	227,364	110,213	1,555	10,227
103	계	S.T	5,462	17,147	574,804	1,437,634	774,273	7,765	23,046
	입원	I.P	24	142	239	34,827	29,017	37	156
	외래	O.P	5,455	17,005	574,565	1,402,807	745,255	7,750	22,890
104	계	S.T	735	5,304	32,543	978,470	728,651	3,273	20,029
	입원	I.P	205	1,619	2,560	511,665	456,177	584	4,246
	외래	O.P	717	3,685	29,983	466,806	272,474	3,239	15,783
105	계	S.T	138	204	1,507	21,860	15,858	173	489
	입원	I.P	4	33	98	10,826	9,270	15	239
	외래	O.P	136	171	1,409	11,033	6,587	167	250
106	계	S.T	896	1,341	10,099	73,864	51,335	1,506	2,187
	입원	I.P	-	-	-	-	-	-	-
	외래	O.P	896	1,341	10,099	73,864	51,335	1,506	2,187
107	계	S.T	2,198	3,404	91,940	176,765	118,771	4,667	7,845
	입원	I.P	10	47	65	1,478	1,291	19	98
	외래	O.P	2,189	3,357	91,875	175,287	117,480	4,654	7,747
108	계	S.T	11	24	91	871	653	17	32
	입원	I.P	-	-	-	-	-	-	-
	외래	O.P	11	24	91	871	653	17	32
109	계	S.T	1,241	1,890	10,512	150,712	88,359	2,353	4,102
	입원	I.P	4	16	30	6,106	5,743	5	23
	외래	O.P	1,240	1,874	10,482	144,606	82,616	2,350	4,079
110	계	S.T	6,779	9,051	40,674	822,872	643,856	3,614	4,636
	입원	I.P	583	1,405	3,184	341,579	310,073	201	526
	외래	O.P	6,270	7,646	37,490	481,293	333,784	3,433	4,110
111	계	S.T	150,632	745,931	1,592,495	118,844,792	70,494,011	156,247	1,058,768
	입원	I.P	3,877	10,905	18,818	4,538,341	4,133,286	1,869	6,053
	외래	O.P	150,352	735,026	1,573,677	114,306,451	66,360,725	156,128	1,052,715
112	계	S.T	3	18	123	1,129	956	4	18
	입원	I.P	-	-	-	-	-	-	-
	외래	O.P	3	18	123	1,129	956	4	18
113	계	S.T	3	5	8	1,115	994	26	35
	입원	I.P	1	3	3	1,063	957	7	16
	외래	O.P	2	2	5	52	36	19	19
114	계	S.T	19	25	47	3,969	2,978	93	163
	입원	I.P	7	11	11	2,271	2,141	51	97
	외래	O.P	12	14	36	1,697	837	46	66
115	계	S.T	42	230	4,476	22,369	16,945	389	5,705
	입원	I.P	1	5	12	2,081	1,680	64	3,033
	외래	O.P	42	225	4,464	20,288	15,266	376	2,672
116	계	S.T	2,281	12,001	260,516	1,303,721	974,648	13,238	107,691
	입원	I.P	8	127	337	35,930	32,641	646	19,346
	외래	O.P	2,279	11,874	260,179	1,267,791	942,007	13,146	88,345
117	계	S.T	7,093	23,999	335,498	2,462,670	1,807,389	16,244	79,328
	입원	I.P	19	58	133	15,270	14,243	229	4,120
	외래	O.P	7,079	23,941	335,365	2,447,400	1,793,146	16,161	75,208
118	계	S.T	4,088	18,524	302,007	1,570,210	1,084,635	3,885	21,952
	입원	I.P	10	542	832	107,838	99,246	38	1,410
	외래	O.P	4,084	17,982	301,175	1,462,372	985,389	3,870	20,542
119	계	S.T	60,059	429,556	8,306,201	39,664,971	28,537,681	58,181	494,030
	입원	I.P	200	8,119	14,841	911,431	831,606	493	17,912
	외래	O.P	60,017	421,437	8,291,360	38,753,540	27,706,075	58,109	476,118
120	계	S.T	853	4,973	24,360	1,419,751	1,234,861	936	5,178
	입원	I.P	242	2,644	3,974	1,200,771	1,081,741	236	3,029
	외래	O.P	722	2,329	20,386	218,980	153,121	814	2,149

주 : 진료일 기준 (한의원료 제외, 요양급여일수, 진료비와 급여비는 약국포함)



# 연령별 진료현황(총계) <계속>

Disease Categories by Age(Total) <Cont'd>

(단위 : 명, 일, 천원)

Unit : Person, Day, KRW 1,000

14 세			15 ~ 19 세				
요양급여일수 Reimbursed Days	진료비 Medical Expense	급여비 Benefit	진료실인원수 Patients	입내원일수 Visits	요양급여일수 Reimbursed Days	진료비 Medical Expense	급여비 Benefit
2,076	5,623	2,671	44	121	4,670	9,320	5,338
-	-	-	1	5	20	1,373	1,078
2,076	5,623	2,671	44	116	4,650	7,947	4,260
274,316	927,136	512,616	4,455	26,233	733,463	2,028,709	1,147,581
1,369	132,159	116,970	99	689	2,200	221,085	170,420
272,947	794,977	395,646	4,449	25,544	731,263	1,807,624	977,161
750,577	1,842,944	976,145	11,195	26,633	793,295	1,946,945	1,154,574
389	46,510	39,866	68	174	499	39,912	30,323
750,188	1,796,434	936,279	11,167	26,459	792,796	1,907,033	1,124,251
328,445	3,352,648	2,360,688	7,852	46,571	1,156,170	6,715,916	4,443,833
10,338	1,348,181	1,189,941	812	5,955	16,300	1,801,896	1,461,955
318,107	2,004,467	1,170,747	7,804	40,616	1,139,870	4,914,020	2,981,877
2,552	86,646	72,568	273	511	3,756	63,925	44,311
388	67,373	60,808	13	110	245	38,161	27,865
2,164	19,273	11,760	269	401	3,511	25,764	16,447
20,137	122,646	85,972	1,024	1,501	24,786	70,474	49,649
-	-	-	1	10	10	2	2
20,137	122,646	85,972	1,023	1,491	24,776	70,471	49,647
193,416	406,053	273,234	5,281	7,957	122,065	391,199	279,959
405	23,090	21,347	21	81	315	22,273	17,543
193,011	382,963	251,887	5,265	7,876	121,750	368,926	262,416
126	987	709	28	34	282	1,272	914
-	-	-	-	-	-	-	-
126	987	709	28	34	282	1,272	914
52,791	318,469	172,948	983	2,318	50,335	542,416	368,483
50	11,675	9,741	48	268	1,293	349,896	268,868
52,741	306,794	163,207	980	2,050	49,042	192,520	99,615
19,375	357,184	267,669	4,524	5,915	20,878	339,569	240,630
1,028	129,028	116,537	120	263	626	80,462	66,740
18,347	228,155	151,132	4,411	5,652	20,252	259,106	173,890
2,715,872	155,848,991	90,439,931	24,691	69,173	756,622	28,786,178	23,686,462
14,043	3,472,663	3,184,254	376	2,595	7,918	3,683,212	3,367,855
2,701,829	152,376,329	87,255,677	24,582	66,578	748,704	25,102,966	20,318,607
294	1,870	1,374	13	26	657	3,723	2,471
-	-	-	-	-	-	-	-
294	1,870	1,374	13	26	657	3,723	2,471
240	6,730	4,902	613	1,505	5,515	220,611	145,942
17	3,372	3,040	74	744	937	114,504	86,004
223	3,358	1,862	547	761	4,578	106,107	59,938
797	44,238	36,448	411	1,051	3,918	295,221	222,374
164	35,633	32,103	268	789	1,225	254,835	199,686
633	8,605	4,345	156	262	2,693	40,386	22,688
51,223	852,658	695,280	2,414	44,615	434,919	6,234,065	4,816,559
3,959	569,617	492,404	496	24,053	32,085	3,765,454	2,989,132
47,264	283,041	202,876	2,291	20,562	402,834	2,468,611	1,827,427
1,426,351	12,976,700	9,995,621	56,089	548,280	6,800,671	58,040,845	43,124,799
28,101	4,039,112	3,497,531	2,906	82,733	126,779	16,322,104	12,751,687
1,398,250	8,937,588	6,498,090	55,771	465,547	6,673,892	41,718,741	30,373,112
1,092,393	7,939,201	5,887,458	43,605	254,735	3,343,188	22,249,391	16,347,172
6,515	710,168	628,265	772	14,644	23,636	2,316,710	1,797,029
1,085,878	7,229,033	5,259,193	43,322	240,091	3,319,552	19,932,681	14,550,144
423,207	2,125,497	1,517,992	4,599	35,636	421,072	3,439,280	2,550,281
1,667	164,941	144,379	136	14,363	15,949	1,397,606	1,121,169
421,540	1,960,556	1,373,613	4,552	21,273	405,123	2,041,674	1,429,112
11,387,193	55,237,677	40,268,775	35,938	291,964	5,765,952	33,965,792	24,756,005
25,490	3,286,656	2,893,847	740	31,255	42,367	4,468,777	3,583,945
11,361,703	51,951,021	37,374,928	35,747	260,709	5,723,585	29,497,015	21,172,061
33,497	1,771,227	1,532,925	959	4,488	30,867	1,610,998	1,309,776
5,803	1,559,299	1,398,297	244	2,613	5,100	1,403,468	1,170,187
27,694	211,927	134,628	818	1,875	25,767	207,530	139,588

Note : Based on the Treatment Month (excluding herbal medicine, including pharmacy in Treatment Days Treatment Amount and Benefit Amount)

제VI-2표  
Table VI-2

298 질병분류별  
Benefits by Classification of 298

구 분 Division			20 ~ 24 세				25 세 ~	
			진료실인원수 Patients	입내원일수 Visits	요양급여일수 Reimbursed Days	진료비 Medical Expense	급여비 Benefit	진료실인원수 Patients
								입내원일수 Visits
101	계	S.T	150	347	11,274	24,584	12,760	413
	입원	I.P	2	2	26	662	529	-
	외래	O.P	148	345	11,248	23,923	12,231	1,084
102	계	S.T	8,768	42,950	1,302,693	3,276,194	1,881,318	14,288
	입원	I.P	115	568	2,175	255,181	186,271	169
	외래	O.P	8,756	42,382	1,300,518	3,021,013	1,695,047	14,269
103	계	S.T	23,665	50,031	1,245,607	3,698,318	2,306,315	48,053
	입원	I.P	279	527	1,806	151,057	110,365	632
	외래	O.P	23,554	49,504	1,243,801	3,547,261	2,195,951	47,837
104	계	S.T	14,180	72,791	2,199,158	10,971,221	7,294,469	24,296
	입원	I.P	685	5,155	13,181	1,904,264	1,472,061	1,024
	외래	O.P	14,084	67,636	2,185,977	9,066,957	5,822,408	24,138
105	계	S.T	290	377	2,044	37,908	28,478	507
	입원	I.P	4	29	64	11,976	7,557	3
	외래	O.P	287	348	1,980	25,932	20,921	506
106	계	S.T	2,219	3,218	81,768	158,807	111,302	4,254
	입원	I.P	2	-	2	140	112	1
	외래	O.P	2,217	3,218	81,766	158,667	111,190	4,253
107	계	S.T	7,054	10,143	154,717	444,050	304,828	10,649
	입원	I.P	20	98	452	24,377	17,896	40
	외래	O.P	7,039	10,045	154,265	419,673	286,932	10,619
108	계	S.T	20	22	122	895	632	42
	입원	I.P	-	-	-	-	-	-
	외래	O.P	20	22	122	895	632	42
109	계	S.T	1,046	3,240	62,081	1,513,300	1,085,734	2,056
	입원	I.P	143	812	3,455	1,244,471	943,575	367
	외래	O.P	1,037	2,428	58,626	268,829	142,160	2,010
110	계	S.T	4,402	5,231	16,041	258,295	174,920	7,087
	입원	I.P	82	144	274	33,184	24,677	116
	외래	O.P	4,325	5,087	15,767	225,110	150,243	6,982
111	계	S.T	43,303	96,882	1,371,118	24,730,413	20,369,555	72,013
	입원	I.P	472	3,283	8,914	3,238,995	2,779,541	624
	외래	O.P	43,067	93,599	1,362,204	21,491,418	17,590,014	71,665
112	계	S.T	18	143	1,635	16,766	12,602	41
	입원	I.P	4	114	230	10,266	8,455	2
	외래	O.P	15	29	1,405	6,501	4,147	39
113	계	S.T	1,902	12,988	65,779	1,475,227	1,054,357	3,411
	입원	I.P	299	8,244	10,262	1,001,477	745,556	499
	외래	O.P	1,705	4,744	55,517	473,750	308,801	3,142
114	계	S.T	652	3,783	18,024	693,816	510,865	787
	입원	I.P	386	2,612	3,593	572,844	432,510	387
	외래	O.P	319	1,171	14,431	120,972	78,356	460
115	계	S.T	6,911	156,320	1,561,053	20,329,113	15,932,600	11,125
	입원	I.P	1,318	90,489	115,309	11,772,190	9,360,336	1,967
	외래	O.P	6,624	65,831	1,445,744	8,556,923	6,572,263	10,613
116	계	S.T	100,895	945,680	12,560,311	88,712,524	65,455,951	118,872
	입원	I.P	3,565	100,998	147,616	17,853,629	13,336,907	2,507
	외래	O.P	100,313	844,682	12,412,695	70,858,895	52,119,045	118,452
117	계	S.T	73,552	466,109	6,442,279	38,322,026	28,032,570	91,188
	입원	I.P	1,532	33,712	49,381	5,032,771	3,735,772	848
	외래	O.P	73,075	432,397	6,392,898	33,289,255	24,296,798	90,840
118	계	S.T	3,059	59,008	535,303	5,394,119	4,051,652	2,744
	입원	I.P	250	39,286	42,186	3,574,286	2,764,168	311
	외래	O.P	2,921	19,722	493,117	1,819,833	1,287,484	2,530
119	계	S.T	36,514	260,119	4,544,189	25,418,047	18,536,817	43,052
	입원	I.P	460	25,921	31,935	2,980,158	2,239,817	451
	외래	O.P	36,304	234,198	4,512,254	22,437,889	16,297,000	42,826
120	계	S.T	847	6,411	45,721	2,592,039	2,030,623	848
	입원	I.P	274	4,668	8,483	2,331,188	1,852,744	282
	외래	O.P	725	1,743	37,238	260,851	177,879	734

주 : 진료일 기준 (한의원료 제외, 요양급여일수, 진료비와 급여비는 약국포함)

# 연령별 진료현황(총계) <계속>

Disease Categories by Age(Total) <Cont'd>

(단위 : 명, 일, 천원)

Unit : Person, Day, KRW 1,000

29 세			30 ~ 34 세				
요양급여일수 Reimbursed Days	진료비 Medical Expense	급여비 Benefit	진료실인원수 Patients	입내원일수 Visits	요양급여일수 Reimbursed Days	진료비 Medical Expense	급여비 Benefit
33,311	73,175	44,790	1,282	4,318	113,792	248,775	167,898
-	-	-	2	5	12	2,484	1,698
33,311	73,175	44,790	1,282	4,313	113,780	246,291	166,199
2,039,872	5,211,737	3,078,378	20,360	99,648	2,783,135	7,663,228	4,571,886
2,522	386,352	280,131	209	1,034	3,436	486,633	353,811
2,037,350	4,825,385	2,798,247	20,337	98,614	2,779,699	7,176,595	4,218,076
2,509,368	8,322,916	5,336,670	80,245	215,727	5,752,428	16,374,662	10,794,433
3,749	389,564	283,057	799	1,558	5,084	542,380	377,024
2,505,619	7,933,352	5,053,613	80,011	214,169	5,747,344	15,832,282	10,417,408
3,839,235	18,384,726	12,442,598	41,464	222,780	7,272,908	31,533,193	21,446,924
22,711	3,083,130	2,381,116	1,398	11,274	30,378	3,854,014	2,978,866
3,816,524	15,301,596	10,061,483	41,262	211,506	7,242,530	27,679,179	18,468,058
2,271	34,490	25,313	624	798	3,919	34,306	23,745
66	14,258	11,178	6	11	12	5,163	3,809
2,205	20,232	14,136	618	787	3,907	29,142	19,937
154,691	298,171	207,406	3,773	5,421	138,403	262,996	181,366
7	8	7	-	-	-	-	-
154,684	298,163	207,400	3,773	5,421	138,403	262,996	181,366
229,436	689,583	469,251	12,871	18,404	322,783	879,386	595,517
575	44,909	33,874	50	161	748	58,348	44,548
228,861	644,674	435,376	12,828	18,243	322,035	821,037	550,969
204	1,727	1,175	32	61	548	7,584	5,178
-	-	-	1	7	20	5,535	3,725
204	1,727	1,175	31	54	528	2,048	1,453
129,166	3,811,232	2,757,140	2,636	8,877	164,060	4,864,016	3,553,591
10,714	3,236,658	2,449,922	473	2,640	12,128	4,138,400	3,161,064
118,452	574,574	307,217	2,561	6,237	151,932	725,616	392,527
24,819	415,707	286,660	8,007	9,822	31,744	483,912	335,048
441	62,017	48,173	111	240	451	57,745	44,044
24,378	353,690	238,487	7,902	9,582	31,293	426,167	291,004
2,860,462	24,061,703	18,598,485	95,110	209,840	5,681,275	26,004,785	18,958,629
9,213	1,634,723	1,342,872	775	4,224	13,532	2,574,994	2,139,086
2,851,249	22,426,980	17,255,613	94,697	205,616	5,667,743	23,429,791	16,819,543
3,842	21,264	14,200	52	881	5,275	113,049	94,177
33	3,244	2,599	5	760	763	88,483	78,615
3,809	18,020	11,601	49	121	4,512	24,566	15,562
186,919	3,650,492	2,680,445	4,063	52,196	291,794	5,543,733	4,096,988
26,882	2,593,270	1,948,436	645	35,974	43,688	4,121,022	3,087,376
160,037	1,057,222	732,009	3,786	16,222	248,106	1,422,711	1,009,613
31,510	847,593	619,268	671	3,995	31,294	614,580	446,820
5,135	676,811	510,242	253	2,193	2,967	426,968	321,558
26,375	170,783	109,026	465	1,802	28,327	187,612	125,262
2,833,361	35,376,740	28,310,849	12,977	337,414	3,471,499	39,302,707	31,756,188
224,062	20,798,900	16,727,921	2,045	211,233	251,816	22,380,246	18,071,914
2,609,299	14,577,840	11,582,929	12,388	126,181	3,219,683	16,922,461	13,684,273
16,156,566	98,811,081	73,825,871	100,847	891,746	14,014,337	79,435,432	59,652,119
111,763	12,495,775	9,376,665	1,804	59,627	81,883	8,809,953	6,597,239
16,044,803	86,315,307	64,449,206	100,465	832,119	13,932,454	70,625,480	53,054,881
8,348,032	41,123,380	30,631,845	86,878	513,632	8,527,694	38,764,080	28,990,148
14,638	1,492,149	1,118,852	645	6,592	10,376	1,103,063	819,004
8,333,394	39,631,231	29,512,992	86,601	507,040	8,517,318	37,661,017	28,171,144
595,723	7,199,050	5,494,109	1,933	66,807	427,915	5,920,033	4,559,305
65,348	5,488,850	4,275,507	265	53,941	57,170	4,810,906	3,758,997
530,375	1,710,200	1,218,602	1,747	12,866	370,745	1,109,126	800,309
5,187,131	27,635,407	20,430,227	34,900	232,018	4,133,154	20,143,842	14,992,990
35,203	3,201,689	2,431,194	313	21,497	24,739	2,083,330	1,603,194
5,151,928	24,433,718	17,999,033	34,737	210,521	4,108,415	18,060,512	13,389,796
38,331	2,434,796	1,911,989	773	5,681	44,336	2,170,914	1,649,345
8,245	2,189,205	1,745,146	273	4,051	8,433	1,943,214	1,502,653
30,086	245,590	166,843	662	1,630	35,903	227,700	146,692

Note : Based on the Treatment Month (excluding herbal medicine, including pharmacy in Treatment Days Treatment Amount and Benefit Amount)

제VI-2표  
Table VI-2

298 질병분류별  
Benefits by Classification of 298

구 분 Division			35 ~ 39 세				40 세 ~		
			진료실인원수 Patients	입내원일수 Visits	요양급여일수 Reimbursed Days	진료비 Medical Expense	급여비 Benefit	진료실인원수 Patients	입내원일수 Visits
101	계	S.T	1,602	5,764	164,938	304,372	198,380	1,413	4,837
	입원	I.P	1	-	3	41	33	1	5
	외래	O.P	1,601	5,764	164,935	304,331	198,347	1,412	4,832
102	계	S.T	23,044	113,029	3,425,160	8,653,449	5,156,592	27,571	135,834
	입원	I.P	179	778	2,815	386,959	276,384	231	1,026
	외래	O.P	23,024	112,251	3,422,345	8,266,490	4,880,208	27,542	134,808
103	계	S.T	95,800	271,969	9,019,396	20,394,538	13,198,564	123,641	345,759
	입원	I.P	940	2,078	6,505	710,088	498,359	1,223	2,908
	외래	O.P	95,548	269,891	9,012,891	19,684,450	12,700,205	123,269	342,851
104	계	S.T	74,679	428,695	15,363,117	60,229,977	41,103,457	144,472	870,878
	입원	I.P	1,876	16,025	42,824	5,422,697	4,200,637	3,000	28,952
	외래	O.P	74,385	412,670	15,320,293	54,807,280	36,902,820	143,999	841,926
105	계	S.T	648	888	4,069	36,897	25,420	684	1,120
	입원	I.P	5	45	63	4,729	3,247	4	118
	외래	O.P	644	843	4,006	32,168	22,173	682	1,002
106	계	S.T	3,084	4,458	104,378	207,829	143,027	3,599	5,303
	입원	I.P	-	-	-	-	-	5	14
	외래	O.P	3,084	4,458	104,378	207,829	143,027	3,594	5,289
107	계	S.T	14,277	21,432	426,309	1,143,639	778,089	20,160	32,951
	입원	I.P	40	721	1,498	126,530	98,598	83	1,661
	외래	O.P	14,244	20,711	424,811	1,017,110	679,492	20,089	31,290
108	계	S.T	43	59	269	1,969	1,401	62	105
	입원	I.P	-	-	-	-	-	-	-
	외래	O.P	43	59	269	1,969	1,401	62	105
109	계	S.T	2,951	9,117	198,640	4,384,463	3,187,120	3,241	9,664
	입원	I.P	394	2,300	10,362	3,635,101	2,766,772	354	2,177
	외래	O.P	2,898	6,817	188,278	749,362	420,349	3,185	7,487
110	계	S.T	8,015	10,044	36,381	498,657	348,164	8,522	11,113
	입원	I.P	101	183	363	56,790	43,813	137	227
	외래	O.P	7,919	9,861	36,018	441,866	304,351	8,393	10,886
111	계	S.T	120,858	290,891	11,073,096	37,957,360	27,690,216	203,059	530,979
	입원	I.P	889	4,697	14,537	2,201,548	1,763,597	1,280	6,204
	외래	O.P	120,402	286,194	11,058,559	35,755,812	25,926,619	202,330	524,775
112	계	S.T	89	1,252	11,577	135,193	104,791	186	2,710
	입원	I.P	10	962	1,006	95,922	76,032	22	2,148
	외래	O.P	82	290	10,571	39,271	28,759	167	562
113	계	S.T	4,731	72,078	392,044	7,557,697	5,620,619	6,483	119,082
	입원	I.P	844	52,118	64,108	5,868,525	4,422,095	1,346	90,916
	외래	O.P	4,359	19,960	327,936	1,689,172	1,198,524	5,875	28,166
114	계	S.T	588	2,844	31,616	461,169	334,892	684	3,566
	입원	I.P	207	1,244	1,846	303,113	226,777	246	2,084
	외래	O.P	412	1,600	29,770	158,056	108,115	464	1,482
115	계	S.T	12,710	340,250	3,495,497	38,131,744	31,100,786	14,594	391,703
	입원	I.P	1,882	216,047	251,858	22,134,467	17,948,580	2,022	252,522
	외래	O.P	12,093	124,203	3,243,639	15,997,277	13,152,206	13,867	139,181
116	계	S.T	86,207	742,545	12,558,235	63,451,611	47,719,319	91,047	776,837
	입원	I.P	1,409	51,620	67,597	6,924,104	5,208,194	1,532	54,780
	외래	O.P	85,855	690,925	12,490,638	56,527,507	42,511,124	90,664	722,057
117	계	S.T	85,730	522,699	9,285,720	37,790,208	28,272,391	103,376	626,947
	입원	I.P	541	6,990	11,187	1,047,138	782,453	703	5,383
	외래	O.P	85,500	515,709	9,274,533	36,743,069	27,489,938	103,046	621,564
118	계	S.T	1,148	36,072	233,934	3,077,589	2,369,302	889	26,610
	입원	I.P	131	28,862	30,826	2,501,942	1,959,345	106	21,660
	외래	O.P	1,044	7,210	203,108	575,647	409,957	808	4,950
119	계	S.T	29,060	184,478	3,399,924	14,045,823	10,479,973	33,060	190,990
	입원	I.P	238	17,564	20,066	1,769,622	1,369,350	209	11,672
	외래	O.P	28,911	166,914	3,379,858	12,276,201	9,110,622	32,933	179,318
120	계	S.T	743	6,094	45,421	2,323,313	1,741,428	782	7,304
	입원	I.P	240	4,536	8,484	2,067,513	1,572,586	247	5,310
	외래	O.P	642	1,558	36,937	255,800	168,841	668	1,994

주 : 진료일 기준 (한의원류 제외, 요양급여일수, 진료비와 급여비는 약국포함)

# 연령별 진료현황(총계) <계속>

## Disease Categories by Age(Total) <Cont'd>

(단위 : 명, 일, 천원)

Unit : Person, Day, KRW 1,000

44 세			45 ~ 49 세				
요양급여일수 Reimbursed Days	진료비 Medical Expense	급여비 Benefit	진료실인원수 Patients	입내원일수 Visits	요양급여일수 Reimbursed Days	진료비 Medical Expense	급여비 Benefit
165,920	273,152	167,517	839	2,374	127,899	179,869	102,063
5	506	388	-	-	-	-	-
165,915	272,646	167,129	839	2,374	127,899	179,869	102,063
4,538,121	10,785,897	6,463,875	27,718	137,701	4,852,623	11,173,751	6,699,721
4,038	530,563	381,720	212	1,142	3,934	478,743	350,197
4,534,083	10,255,333	6,082,155	27,688	136,559	4,848,689	10,695,009	6,349,524
13,293,250	26,428,749	16,685,260	128,428	372,257	15,613,909	29,282,812	18,358,456
8,708	1,069,743	746,779	1,422	3,614	11,601	1,217,756	853,273
13,284,542	25,359,006	15,938,481	128,019	368,643	15,602,308	28,065,056	17,505,183
33,038,154	120,672,957	82,649,833	221,331	1,392,266	54,586,180	190,337,186	130,733,443
73,570	8,526,803	6,546,402	3,847	36,702	95,197	10,437,963	8,041,100
32,964,584	112,146,153	76,103,431	220,678	1,355,564	54,490,983	179,899,223	122,692,342
7,265	52,813	37,305	646	1,125	8,445	81,394	60,182
162	9,727	7,651	18	124	231	28,412	22,180
7,103	43,086	29,653	632	1,001	8,214	52,982	38,002
121,694	246,520	170,185	3,559	5,401	120,059	265,287	183,481
8	311	249	7	31	100	7,631	5,701
121,686	246,209	169,936	3,552	5,370	119,959	257,655	177,780
791,809	2,099,492	1,434,612	24,349	40,736	1,147,923	2,663,091	1,801,076
2,351	381,568	291,301	93	1,710	2,564	327,092	244,999
789,458	1,717,923	1,143,311	24,271	39,026	1,145,359	2,335,998	1,556,076
370	3,224	2,195	82	91	644	4,020	2,923
-	-	-	-	-	-	-	-
370	3,224	2,195	82	91	644	4,020	2,923
228,823	4,086,042	2,956,260	2,601	7,128	189,190	2,471,482	1,756,111
8,946	3,319,373	2,514,561	221	1,225	5,078	1,874,709	1,407,288
219,877	766,669	441,698	2,567	5,903	184,112	596,773	348,823
45,521	628,196	438,953	7,413	10,577	43,498	606,800	425,045
444	71,338	55,156	149	413	822	111,130	84,345
45,077	556,858	383,797	7,273	10,164	42,676	495,670	340,700
24,355,219	60,338,839	42,480,017	266,695	767,905	38,099,865	83,821,615	58,509,565
25,337	3,180,548	2,556,086	1,515	6,963	29,146	3,738,744	3,021,636
24,329,882	57,158,291	39,923,932	265,850	760,942	38,070,719	80,082,871	55,487,929
24,736	302,498	224,109	399	7,302	59,414	840,586	646,887
2,351	191,354	141,945	61	6,184	6,765	602,572	474,178
22,385	111,143	82,164	347	1,118	52,649	238,014	172,708
629,872	12,214,014	9,157,105	6,678	134,631	695,473	13,531,422	10,213,414
109,653	9,878,783	7,500,266	1,593	105,873	127,240	11,161,114	8,530,705
520,219	2,335,231	1,656,839	5,858	28,758	568,233	2,370,308	1,682,709
35,456	553,491	406,525	630	2,995	40,924	453,310	324,477
2,768	410,992	312,482	198	1,458	1,957	290,027	215,653
32,688	142,499	94,043	457	1,537	38,967	163,283	108,824
4,073,332	42,298,241	34,722,291	15,241	470,667	4,359,303	48,381,045	40,002,320
289,112	25,257,492	20,540,424	2,157	325,117	361,737	31,516,640	25,828,995
3,784,220	17,040,749	14,181,866	14,317	145,550	3,997,566	16,864,405	14,173,325
14,072,506	63,636,749	47,739,662	78,933	685,151	13,013,058	54,451,463	40,759,749
74,620	7,297,838	5,507,775	1,439	57,033	75,110	7,135,120	5,432,337
13,997,886	56,338,910	42,231,887	78,521	628,118	12,937,948	47,316,343	35,327,412
11,916,926	43,553,790	32,478,988	100,979	602,156	12,036,299	40,388,664	29,937,526
10,073	939,184	708,417	665	5,363	9,044	933,637	710,452
11,906,853	42,614,606	31,770,571	100,682	596,793	12,027,255	39,455,027	29,227,075
162,130	2,210,459	1,695,247	692	24,581	116,934	2,016,217	1,557,396
22,875	1,819,297	1,416,374	97	21,179	22,295	1,756,407	1,373,523
139,255	391,161	278,873	611	3,402	94,639	259,810	183,874
3,763,624	12,640,433	9,379,625	32,795	179,344	3,577,253	11,194,044	8,292,497
13,437	1,193,681	901,306	252	14,469	16,745	1,421,110	1,094,535
3,750,187	11,446,751	8,478,320	32,606	164,875	3,560,508	9,772,934	7,197,962
61,799	2,708,107	2,040,356	737	8,452	75,569	3,275,668	2,512,447
8,697	2,417,546	1,857,523	243	6,202	11,365	2,929,909	2,294,882
53,102	290,561	182,833	651	2,250	64,204	345,759	217,565

Note : Based on the Treatment Month (excluding herbal medicine, including pharmacy in Treatment Days Treatment Amount and Benefit Amount)

제VI-2표  
Table VI-2

298 질병분류별  
Benefits by Classification of 298

구 분 Division			50 ~ 54 세				55 세 ~	
			진료실인원수 Patients	입내원일수 Visits	요양급여일수 Reimbursed Days	진료비 Medical Expense	급여비 Benefit	진료실인원수 Patients
								입내원일수 Visits
101	계	S.T	952	2,723	170,460	246,018	137,741	949
	입원	I.P	1	3	3	769	611	1
	외래	O.P	952	2,720	170,457	245,249	137,130	949
102	계	S.T	32,159	158,044	5,717,446	13,363,693	8,057,843	28,606
	입원	I.P	253	1,341	4,505	614,834	446,705	219
	외래	O.P	32,126	156,703	5,712,941	12,748,860	7,611,138	28,572
103	계	S.T	158,433	473,964	20,406,304	39,321,233	24,688,899	154,387
	입원	I.P	1,854	4,751	15,687	1,725,736	1,227,307	1,765
	외래	O.P	157,867	469,213	20,390,617	37,595,496	23,461,592	153,851
104	계	S.T	353,825	2,293,427	89,860,414	307,641,967	211,860,746	449,228
	입원	I.P	5,872	60,977	151,006	16,004,715	12,409,039	7,673
	외래	O.P	352,755	2,232,450	89,709,408	291,637,252	199,451,707	447,785
105	계	S.T	759	1,401	9,830	86,063	66,488	813
	입원	I.P	19	133	276	25,057	21,931	23
	외래	O.P	742	1,268	9,554	61,006	44,557	791
106	계	S.T	3,575	5,713	123,247	276,531	190,647	3,067
	입원	I.P	9	15	142	334	267	9
	외래	O.P	3,567	5,698	123,105	276,197	190,380	3,058
107	계	S.T	34,006	60,450	2,027,577	4,306,735	2,885,518	33,411
	입원	I.P	126	3,341	4,544	531,277	400,490	149
	외래	O.P	33,908	57,109	2,023,033	3,775,458	2,485,027	33,297
108	계	S.T	83	126	554	8,570	6,255	111
	입원	I.P	1	15	29	4,887	3,733	-
	외래	O.P	82	111	525	3,683	2,522	111
109	계	S.T	2,176	5,829	203,767	1,935,473	1,365,032	1,440
	입원	I.P	149	962	4,559	1,399,083	1,045,605	73
	외래	O.P	2,153	4,867	199,208	536,390	319,427	1,434
110	계	S.T	8,104	11,195	47,531	684,075	477,605	7,786
	입원	I.P	229	445	885	141,036	107,071	258
	외래	O.P	7,895	10,750	46,646	543,039	370,534	7,550
111	계	S.T	411,368	1,279,713	64,082,292	133,209,569	92,646,404	466,794
	입원	I.P	2,197	10,684	42,659	4,505,673	3,533,859	2,618
	외래	O.P	410,125	1,269,029	64,039,633	128,703,896	89,112,544	465,361
112	계	S.T	1,192	30,947	192,334	3,275,932	2,479,269	3,253
	입원	I.P	209	26,864	28,886	2,414,458	1,886,034	569
	외래	O.P	1,029	4,083	163,448	861,473	593,235	2,839
113	계	S.T	7,834	185,150	867,917	18,343,005	13,791,900	7,284
	입원	I.P	2,065	152,317	179,354	15,668,373	11,911,842	2,028
	외래	O.P	6,735	32,833	688,563	2,674,631	1,880,058	6,065
114	계	S.T	665	2,291	41,671	397,123	284,068	591
	입원	I.P	204	896	1,326	253,268	189,984	147
	외래	O.P	474	1,395	40,345	143,855	94,085	457
115	계	S.T	17,332	588,223	4,986,348	57,915,472	47,978,215	13,745
	입원	I.P	2,481	424,462	465,989	40,310,358	33,136,703	2,166
	외래	O.P	16,139	163,761	4,520,359	17,605,114	14,841,512	12,532
116	계	S.T	81,752	713,483	13,895,036	54,941,335	40,955,089	74,637
	입원	I.P	1,588	69,969	94,220	8,746,667	6,628,286	1,369
	외래	O.P	81,292	643,514	13,800,816	46,194,668	34,326,803	74,176
117	계	S.T	108,298	617,048	12,655,655	40,027,731	29,521,147	100,225
	입원	I.P	825	10,434	16,848	1,467,169	1,124,133	762
	외래	O.P	107,914	606,614	12,638,807	38,560,562	28,397,014	99,872
118	계	S.T	503	15,717	81,076	1,303,597	1,017,826	329
	입원	I.P	74	13,362	14,700	1,126,626	892,226	46
	외래	O.P	448	2,355	66,376	176,970	125,600	290
119	계	S.T	42,689	211,839	4,382,789	13,280,708	9,727,900	51,343
	입원	I.P	380	21,134	24,928	2,198,974	1,663,343	437
	외래	O.P	42,438	190,705	4,357,861	11,081,734	8,064,558	51,047
120	계	S.T	898	12,611	114,090	4,412,662	3,424,505	959
	입원	I.P	309	9,766	16,906	3,928,799	3,110,379	318
	외래	O.P	783	2,845	97,184	483,862	314,126	827

주 : 진료일 기준 (한의원료 제외, 요양급여일수, 진료비와 급여비는 약국포함)

# 연령별 진료현황(총계) <계속>

## Disease Categories by Age(Total) <Cont'd>

(단위 : 명, 일, 천원)

Unit : Person, Day, KRW 1,000

59 세			60 ~ 64 세				
요양급여일수 Reimbursed Days	진료비 Medical Expense	급여비 Benefit	진료실인원수 Patients	입내원일수 Visits	요양급여일수 Reimbursed Days	진료비 Medical Expense	급여비 Benefit
182,081	262,322	146,222	1,103	3,198	214,209	325,424	183,388
-	33	27	1	1	1	396	317
182,081	262,289	146,195	1,102	3,197	214,208	325,028	183,071
5,280,249	12,432,484	7,501,715	28,466	133,913	5,271,241	12,457,286	7,529,802
4,281	518,543	385,211	256	1,572	4,617	510,368	373,813
5,275,968	11,913,941	7,116,503	28,409	132,341	5,266,624	11,946,918	7,155,988
21,638,149	41,913,813	26,256,747	178,308	553,990	26,091,205	51,610,834	32,362,982
15,724	1,625,138	1,139,459	1,754	5,273	17,264	1,831,506	1,286,980
21,622,425	40,288,675	25,117,288	177,744	548,717	26,073,941	49,779,329	31,076,003
117,995,500	398,938,738	274,843,598	591,481	4,028,607	158,043,842	541,102,982	373,222,581
202,752	19,632,833	15,216,782	11,059	127,816	308,232	29,781,579	23,050,744
117,792,748	379,305,905	259,626,815	589,276	3,900,791	157,735,610	511,321,404	350,171,837
13,406	107,745	80,830	1,021	2,446	19,186	213,624	165,775
374	42,373	34,546	39	582	975	98,130	77,286
13,032	65,372	46,284	985	1,864	18,211	115,494	88,489
97,710	248,474	171,397	2,494	4,178	70,561	223,048	154,689
170	683	546	14	7	100	1,336	1,068
97,540	247,791	170,851	2,480	4,171	70,461	221,712	153,621
2,641,968	5,300,404	3,470,578	35,178	74,523	2,997,530	6,695,927	4,393,691
6,348	618,311	460,004	192	8,521	10,275	1,191,906	897,776
2,635,620	4,682,092	3,010,574	35,022	66,002	2,987,255	5,504,020	3,495,914
1,358	6,412	4,734	118	158	1,140	5,436	3,820
-	-	-	1	-	-	195	156
1,358	6,412	4,734	117	158	1,140	5,240	3,664
151,055	1,051,125	732,222	1,006	2,455	115,021	621,063	428,478
1,602	657,534	493,352	41	309	869	347,752	260,770
149,453	393,591	238,870	999	2,146	114,152	273,312	167,708
49,742	651,544	455,369	9,247	13,604	72,634	830,992	577,527
868	130,219	100,578	336	604	1,133	183,075	137,313
48,874	521,326	354,791	8,940	13,000	71,501	647,917	440,214
82,776,007	165,347,493	114,829,719	560,703	2,010,453	105,852,195	208,543,991	144,421,082
51,654	6,021,437	4,829,282	3,579	18,682	67,486	7,239,646	5,707,816
82,724,353	159,326,056	110,000,437	558,680	1,991,771	105,784,709	201,304,346	138,713,266
581,763	9,984,219	7,565,475	9,772	285,462	1,795,880	29,745,097	22,282,736
85,181	7,353,025	5,690,393	1,591	245,475	254,051	21,547,278	16,468,446
496,582	2,631,195	1,875,082	8,574	39,987	1,541,829	8,197,819	5,814,290
855,225	20,434,809	15,371,960	7,172	274,475	987,914	26,718,805	20,071,824
206,921	18,085,634	13,729,461	2,254	245,869	276,179	24,276,125	18,387,048
648,304	2,349,175	1,642,499	5,766	28,606	711,735	2,442,680	1,684,776
50,103	326,510	231,051	556	2,021	53,277	352,391	249,427
1,129	162,175	122,829	145	480	806	181,483	135,581
48,974	164,335	108,223	426	1,541	52,471	170,908	113,846
3,975,958	52,716,784	43,580,846	13,004	553,235	3,683,412	52,407,270	43,120,535
456,553	39,923,589	32,787,946	2,211	441,659	474,591	41,318,694	33,775,028
3,519,405	12,793,196	10,792,900	11,698	111,576	3,208,821	11,088,576	9,345,507
13,077,199	47,475,167	35,187,926	91,818	794,496	16,608,357	57,185,982	42,160,621
87,922	8,268,648	6,294,318	1,628	90,021	112,629	10,708,589	8,081,643
12,989,277	39,206,519	28,893,608	91,274	704,475	16,495,728	46,477,393	34,078,978
11,495,105	33,984,885	24,907,645	114,563	607,841	13,218,216	36,843,999	26,882,893
16,483	1,505,305	1,143,553	821	11,983	19,309	1,707,576	1,301,177
11,478,622	32,479,580	23,764,091	114,180	595,858	13,198,907	35,136,423	25,581,716
45,589	953,863	752,753	229	8,553	31,026	725,196	566,942
10,935	840,191	671,470	33	7,718	7,805	655,603	517,596
34,654	113,672	81,283	198	835	23,221	69,594	49,345
5,409,063	15,896,776	11,456,406	81,663	361,866	9,373,951	26,696,863	18,989,024
30,286	2,821,925	2,148,796	661	38,654	45,562	4,014,075	3,050,113
5,378,777	13,074,850	9,307,610	81,218	323,212	9,328,389	22,682,787	15,938,910
133,061	5,523,351	4,223,177	1,284	22,394	189,085	8,055,769	6,196,518
20,086	4,958,755	3,855,722	446	18,335	28,122	7,276,144	5,689,247
112,975	564,596	367,455	1,094	4,059	160,963	779,625	507,271

Note : Based on the Treatment Month (excluding herbal medicine, including pharmacy in Treatment Days Treatment Amount and Benefit Amount)

제VI-2표  
Table VI-2

298 질병분류별  
Benefits by Classification of 298

구 분 Division			65 ~ 69 세				70 세 ~	
			진료실인원수 Patients	입내원일수 Visits	요양급여일수 Reimbursed Days	진료비 Medical Expense	급여비 Benefit	진료실인원수 Patients
							입내원일수 Visits	
101	계	S.T	979	2,827	188,685	294,890	166,231	663
	입원	I.P	4	9	33	3,588	2,682	1
	외래	O.P	979	2,818	188,652	291,302	163,549	662
102	계	S.T	20,568	95,366	3,799,658	9,181,271	5,633,314	12,610
	입원	I.P	137	797	2,543	307,804	233,065	134
	외래	O.P	20,543	94,569	3,797,115	8,873,467	5,400,248	12,580
103	계	S.T	137,307	439,187	21,126,285	42,479,810	27,005,448	89,261
	입원	I.P	1,121	4,118	13,544	1,495,683	1,066,843	611
	외래	O.P	136,941	435,069	21,112,741	40,984,127	25,938,605	89,057
104	계	S.T	549,418	3,893,047	149,199,103	520,494,691	364,899,673	447,415
	입원	I.P	10,938	137,607	304,393	28,706,112	22,257,580	11,103
	외래	O.P	547,109	3,755,440	148,894,710	491,788,579	342,642,093	444,987
105	계	S.T	1,112	2,339	21,154	284,098	225,492	1,203
	입원	I.P	32	403	543	162,438	134,917	47
	외래	O.P	1,082	1,936	20,611	121,660	90,574	1,163
106	계	S.T	2,198	3,464	55,661	185,999	134,977	1,765
	입원	I.P	4	8	38	13	10	9
	외래	O.P	2,194	3,456	55,623	185,986	134,966	1,757
107	계	S.T	28,926	60,635	2,648,559	5,504,277	3,626,394	17,427
	입원	I.P	119	4,301	5,875	567,118	420,954	83
	외래	O.P	28,829	56,334	2,642,684	4,937,159	3,205,440	17,362
108	계	S.T	114	145	1,600	6,382	4,877	123
	입원	I.P	-	-	-	-	-	1
	외래	O.P	114	145	1,600	6,382	4,877	122
109	계	S.T	535	1,254	69,447	258,086	169,760	179
	입원	I.P	11	68	137	88,196	65,019	4
	외래	O.P	531	1,186	69,310	169,890	104,741	178
110	계	S.T	8,080	12,856	67,361	784,881	562,937	6,895
	입원	I.P	296	659	1,212	180,386	132,103	293
	외래	O.P	7,813	12,197	66,149	604,494	430,834	6,623
111	계	S.T	423,578	1,577,371	82,555,259	168,128,575	118,831,944	260,386
	입원	I.P	3,636	23,027	67,166	7,743,186	6,108,053	3,927
	외래	O.P	421,545	1,554,344	82,488,093	160,385,389	112,723,891	258,082
112	계	S.T	22,319	570,688	4,332,200	61,050,752	45,480,567	48,318
	입원	I.P	3,188	473,042	489,632	41,573,915	31,808,012	6,387
	외래	O.P	19,987	97,646	3,842,568	19,476,837	13,672,554	43,788
113	계	S.T	5,278	265,261	828,345	25,104,786	18,921,482	3,305
	입원	I.P	1,836	244,172	269,090	23,291,458	17,679,872	1,212
	외래	O.P	4,036	21,089	559,255	1,813,329	1,241,610	2,450
114	계	S.T	431	1,484	39,026	301,762	218,107	323
	입원	I.P	111	523	821	177,107	132,588	107
	외래	O.P	327	961	38,205	124,655	85,519	227
115	계	S.T	9,726	464,086	2,737,228	43,470,556	35,694,813	6,316
	입원	I.P	1,816	384,732	406,683	35,655,813	29,121,257	1,131
	외래	O.P	8,542	79,354	2,330,545	7,814,743	6,573,557	5,543
116	계	S.T	86,777	761,475	16,296,176	54,188,278	39,877,788	74,265
	입원	I.P	1,464	94,246	115,006	10,820,678	8,184,475	1,170
	외래	O.P	86,305	667,229	16,181,170	43,367,600	31,693,313	73,847
117	계	S.T	103,130	544,688	12,026,262	32,316,920	23,742,910	83,750
	입원	I.P	757	10,584	17,736	1,534,145	1,146,394	564
	외래	O.P	102,781	534,104	12,008,526	30,782,774	22,596,516	83,511
118	계	S.T	98	4,733	15,128	394,524	305,993	49
	입원	I.P	21	4,404	4,561	364,203	285,187	9
	외래	O.P	78	329	10,567	30,321	20,806	41
119	계	S.T	99,403	417,858	12,498,317	34,069,353	24,158,916	101,399
	입원	I.P	682	32,104	39,544	3,558,017	2,667,461	721
	외래	O.P	98,986	385,754	12,458,773	30,511,336	21,491,455	100,960
120	계	S.T	1,167	22,301	174,879	7,824,548	6,096,801	886
	입원	I.P	422	18,512	26,945	7,129,128	5,656,035	331
	외래	O.P	977	3,789	147,934	695,420	440,766	705

주 : 진료일 기준 (한의원료 제외, 요양급여일수, 진료비와 급여비는 약국포함)



# 연령별 진료현황(총계) <계속>

Disease Categories by Age(Total) <Cont'd>

(단위 : 명, 일, 천원)

Unit : Person, Day, KRW 1,000

74 세			75 세이상				
요양급여일수 Reimbursed Days	진료비 Medical Expense	급여비 Benefit	진료실인원수 Patients	입내원일수 Visits	요양급여일수 Reimbursed Days	진료비 Medical Expense	급여비 Benefit
135,064	216,525	121,683	898	2,698	174,074	309,328	186,042
11	556	435	8	85	173	8,041	6,589
135,053	215,970	121,248	891	2,613	173,901	301,287	179,454
2,316,529	5,727,356	3,551,871	14,123	64,424	2,595,732	6,716,790	4,267,725
2,323	275,055	205,247	236	3,886	6,064	705,170	529,184
2,314,206	5,452,301	3,346,624	14,027	60,538	2,589,668	6,011,618	3,738,540
14,173,999	28,490,059	18,164,493	103,421	362,256	17,975,709	35,759,489	23,155,459
8,906	915,074	655,016	1,064	11,269	25,502	1,914,449	1,410,037
14,165,093	27,574,985	17,509,477	102,844	350,987	17,950,207	33,845,040	21,745,423
120,600,011	434,487,966	305,988,631	768,498	6,164,170	196,555,510	770,511,307	548,912,466
310,596	31,054,687	24,053,153	35,365	788,532	1,148,868	113,304,578	86,341,727
120,289,415	403,433,278	281,935,478	756,657	5,375,638	195,406,642	657,206,728	462,570,741
28,062	255,998	192,423	4,915	15,112	158,591	1,751,207	1,321,571
1,095	126,183	99,324	284	3,645	5,533	655,451	510,663
26,967	129,815	93,099	4,665	11,467	153,058	1,095,756	810,908
50,430	161,122	118,713	4,150	7,877	100,316	340,190	257,343
80	7,045	5,225	24	94	181	6,636	5,486
50,350	154,077	113,488	4,126	7,783	100,135	333,554	251,857
1,589,164	3,430,938	2,272,990	20,877	51,375	1,814,585	4,907,185	3,363,111
3,988	372,137	271,464	158	5,634	7,560	891,526	682,139
1,585,176	3,058,801	2,001,526	20,741	45,741	1,807,025	4,015,660	2,680,972
1,475	8,947	7,070	359	720	4,771	40,681	31,223
12	1,367	1,061	6	75	112	9,376	6,556
1,463	7,580	6,009	354	645	4,659	31,304	24,667
25,842	83,313	54,811	140	647	20,920	146,615	106,364
68	21,063	15,216	10	386	494	93,419	70,221
25,774	62,251	39,595	132	261	20,426	53,195	36,142
59,451	726,292	525,645	26,402	63,721	201,545	4,462,700	3,363,810
1,206	200,364	151,031	1,473	6,150	10,129	1,655,899	1,241,574
58,245	525,927	374,614	25,043	57,571	191,416	2,806,800	2,122,234
48,433,208	108,801,627	77,611,726	308,228	1,184,625	49,718,406	159,046,724	115,371,947
67,687	8,930,833	6,983,761	17,032	170,170	302,623	43,877,387	33,930,626
48,365,521	99,870,794	70,627,966	297,098	1,014,455	49,415,783	115,169,335	81,441,321
10,044,963	126,201,474	93,246,829	553,614	22,753,638	124,094,971	2,143,546,754	1,594,949,409
975,228	82,116,751	62,412,532	117,835	20,007,716	20,314,711	1,672,649,094	1,257,510,195
9,069,735	44,084,723	30,834,297	467,333	2,745,922	103,780,260	470,897,659	337,439,216
583,357	18,316,006	13,723,723	3,707	195,066	643,850	18,413,578	13,738,823
197,468	17,115,486	12,913,430	1,243	181,677	195,716	16,980,287	12,797,388
385,889	1,200,521	810,292	2,735	13,389	448,134	1,433,293	941,436
30,444	262,204	186,455	850	3,811	68,558	1,245,337	911,787
1,020	171,637	129,179	466	2,676	4,526	1,032,694	773,802
29,424	90,567	57,277	417	1,135	64,032	212,643	137,985
1,656,670	26,951,715	22,003,602	11,741	300,192	2,299,275	28,047,161	22,431,656
257,395	22,526,898	18,347,201	1,425	234,437	245,883	21,823,592	17,495,978
1,399,275	4,424,817	3,656,401	10,655	65,755	2,053,392	6,223,570	4,935,678
14,195,675	44,789,229	32,677,703	156,136	1,180,446	28,991,855	86,677,260	62,558,559
88,047	8,460,543	6,379,898	2,472	131,876	161,234	14,701,177	11,049,631
14,107,628	36,328,686	26,297,805	154,783	1,048,570	28,830,621	71,976,082	51,508,928
9,720,857	25,397,705	18,645,866	156,955	772,323	17,898,882	45,695,824	33,439,977
15,224	1,320,887	1,000,137	1,327	27,878	42,106	3,284,928	2,462,036
9,705,633	24,076,818	17,645,729	156,189	744,445	17,856,776	42,410,896	30,977,942
7,969	221,069	166,803	54	214	5,134	27,518	19,250
2,257	203,093	153,545	11	77	84	12,495	9,043
5,712	17,976	13,258	43	137	5,050	15,024	10,208
13,871,143	38,353,537	26,697,009	246,887	1,024,897	33,634,652	100,893,408	69,287,710
35,507	3,441,216	2,584,845	2,855	83,202	103,803	9,987,550	7,337,649
13,835,636	34,912,320	24,112,165	244,813	941,695	33,530,849	90,905,857	61,950,061
141,933	6,401,771	4,976,049	1,683	49,697	247,268	15,273,344	11,756,745
23,581	5,867,877	4,623,441	771	45,684	58,850	14,456,696	11,231,904
118,352	533,893	352,608	1,186	4,013	188,418	816,648	524,842

Note : Based on the Treatment Month (excluding herbal medicine, including pharmacy in Treatment Days Treatment Amount and Benefit Amount)

제VI-2표  
Table VI-2

298 질병분류별  
Benefits by Classification of 298

구 분 Division			총 계 G.T				0 세		
			진료실인원수 Patients	입내원일수 Visits	요양급여일수 Reimbursed Days	진료비 Medical Expense	급여비 Benefit	진료실인원수 Patients	입내원일수 Visits
121	계	S.T	121,576	3,997,649	35,692,100	515,011,843	432,658,689	-	-
	입원	I.P	26,371	3,333,178	3,532,800	364,844,709	302,236,993	-	-
	외래	O.P	109,565	664,471	32,159,300	150,167,134	130,421,696	-	-
122	계	S.T	64,379	982,642	13,136,781	125,291,458	91,936,520	-	-
	입원	I.P	6,072	744,994	770,984	65,610,942	49,784,172	-	-
	외래	O.P	59,643	237,648	12,365,797	59,680,517	42,152,348	-	-
123	계	S.T	2,700	34,768	664,690	23,801,506	21,191,917	-	-
	입원	I.P	497	15,696	24,301	3,870,552	3,291,037	-	-
	외래	O.P	2,634	19,072	640,389	19,930,955	17,900,879	-	-
124	계	S.T	152,087	958,606	41,189,182	248,634,333	186,969,499	282	2,889
	입원	I.P	15,551	309,309	556,598	99,920,185	83,855,037	140	1,969
	외래	O.P	147,306	649,297	40,632,584	148,714,148	103,114,462	238	920
125	계	S.T	1,125,397	2,450,716	36,245,162	242,130,839	149,251,201	26	26
	입원	I.P	42,290	119,236	448,242	41,433,970	27,059,833	-	-
	외래	O.P	1,103,105	2,331,480	35,796,920	200,696,869	122,191,368	26	26
126	계	S.T	122,834	427,159	19,022,236	118,407,369	75,083,510	-	-
	입원	I.P	19,569	90,719	267,612	42,325,515	28,623,117	-	-
	외래	O.P	113,407	336,440	18,754,624	76,081,854	46,460,393	-	-
127	계	S.T	757,633	2,662,706	28,466,557	260,455,521	174,213,812	388	718
	입원	I.P	40,641	248,067	617,552	80,220,120	58,522,957	7	51
	외래	O.P	750,642	2,414,639	27,849,005	180,235,401	115,690,856	385	667
128	계	S.T	94,963	8,353,669	13,659,536	1,010,651,699	777,992,422	48	330
	입원	I.P	50,582	7,616,936	8,116,486	959,756,062	745,097,009	6	48
	외래	O.P	52,174	736,733	5,543,050	50,895,637	32,895,413	47	282
129	계	S.T	1,483,599	6,574,378	151,301,872	860,358,648	651,777,142	895	4,428
	입원	I.P	103,080	1,570,234	2,246,432	432,807,163	353,676,334	77	2,323
	외래	O.P	1,455,610	5,004,144	149,055,440	427,551,484	298,100,808	860	2,105
130	계	S.T	2,149,058	3,710,217	15,441,004	177,759,413	125,631,143	4,594	7,122
	입원	I.P	1,162	2,045	7,417	768,324	649,464	6	19
	외래	O.P	2,148,775	3,708,172	15,433,587	176,991,089	124,981,679	4,593	7,103
131	계	S.T	4,413,593	7,349,427	29,112,993	359,161,904	258,583,790	30,654	41,656
	입원	I.P	3,294	6,346	16,575	2,350,379	1,866,122	9	41
	외래	O.P	4,412,390	7,343,081	29,096,418	356,811,525	256,717,668	30,647	41,615
132	계	S.T	1,789,326	3,444,082	15,074,913	211,096,988	147,232,840	1,726	2,287
	입원	I.P	3,424	13,111	34,391	5,424,845	4,217,499	1	3
	외래	O.P	1,788,448	3,430,971	15,040,522	205,672,143	143,015,341	1,726	2,284
133	계	S.T	1,575,936	4,663,324	19,072,512	1,174,088,488	893,605,405	19	50
	입원	I.P	431,946	704,337	1,108,782	751,445,297	602,098,179	3	12
	외래	O.P	1,492,050	3,958,987	17,963,730	422,643,191	291,507,226	19	38
134	계	S.T	115,749	308,432	1,790,134	81,945,201	57,133,085	9	39
	입원	I.P	9,404	33,064	89,294	39,053,407	31,010,686	5	31
	외래	O.P	114,598	275,368	1,700,840	42,891,793	26,122,399	7	8
135	계	S.T	1,126,534	3,184,192	24,315,664	441,485,068	289,733,799	67	110
	입원	I.P	8,352	20,762	51,060	14,646,012	10,870,180	2	12
	외래	O.P	1,125,556	3,163,430	24,264,604	426,839,056	278,863,620	66	98
136	계	S.T	178,214	394,206	1,501,231	54,833,765	35,904,249	1,211	1,716
	입원	I.P	12,785	26,605	109,472	20,675,341	17,904,487	7	12
	외래	O.P	177,624	367,601	1,391,759	34,158,423	17,999,763	1,210	1,704
137	계	S.T	2,628,692	3,836,440	10,725,086	262,752,694	184,711,812	1,303	1,434
	입원	I.P	1,121	2,073	3,041	1,577,806	1,258,630	-	-
	외래	O.P	2,628,327	3,834,367	10,722,045	261,174,888	183,453,182	1,303	1,434
138	계	S.T	9,114	17,172	81,055	1,713,865	1,088,476	265	296
	입원	I.P	129	2,412	2,840	325,085	242,791	-	-
	외래	O.P	9,017	14,760	78,215	1,388,780	845,685	265	296
139	계	S.T	4,927,449	11,385,427	106,145,306	1,371,893,268	965,409,224	9,016	14,746
	입원	I.P	50,424	138,062	373,692	134,590,580	106,437,975	110	591
	외래	O.P	4,921,935	11,247,365	105,771,614	1,237,302,688	858,971,249	8,996	14,155
140	계	S.T	1,627,439	4,908,523	22,117,854	228,752,345	167,618,835	25,221	91,569
	입원	I.P	17,994	80,543	233,784	42,596,047	33,058,407	294	1,431
	외래	O.P	1,625,288	4,827,980	21,884,070	186,156,298	134,560,427	25,153	90,138

주 : 진료일 기준 (한의원료 제외, 요양급여일수, 진료비와 급여비는 약국포함)

# 연령별 진료현황(총계) <계속>

Disease Categories by Age(Total) <Cont'd>

(단위 : 명, 일, 천원)

Unit : Person, Day, KRW 1,000

0Age			1 ~ 4세				
요양급여일수 Reimbursed Days	진료비 Medical Expense	급여비 Benefit	진료실인원수 Patients	입내원일수 Visits	요양급여일수 Reimbursed Days	진료비 Medical Expense	급여비 Benefit
-	-	-	-	-	-	-	-
-	-	-	-	-	-	-	-
-	-	-	-	-	-	-	-
-	-	-	-	-	5	12	10
-	-	-	-	-	-	-	-
-	-	-	-	-	5	12	10
-	-	-	-	-	-	-	-
-	-	-	-	-	-	-	-
-	-	-	-	-	-	-	-
22,804	1,593,202	1,467,604	2,573	37,189	548,176	9,971,734	8,776,742
5,329	1,481,799	1,375,338	1,094	14,687	41,563	7,006,302	6,389,314
17,475	111,404	92,266	2,238	22,502	506,613	2,965,432	2,387,428
219	1,214	1,093	409	512	4,307	36,354	27,346
-	-	-	8	9	19	3,822	3,619
219	1,214	1,093	402	503	4,288	32,532	23,726
-	-	-	7	15	32	4,523	3,523
-	-	-	1	3	17	2,409	2,277
-	-	-	6	12	15	2,114	1,246
806	66,574	63,682	356	1,881	3,783	151,707	120,223
52	40,830	40,279	50	204	557	79,558	71,523
754	25,744	23,403	352	1,677	3,226	72,149	48,700
369	22,314	20,476	1,247	56,859	83,478	7,719,516	7,035,994
69	8,935	8,222	370	28,417	33,546	5,813,416	5,400,964
300	13,378	12,255	1,204	28,442	49,932	1,906,100	1,635,030
7,358	8,565,763	8,151,342	2,628	31,213	117,559	23,894,393	22,408,443
2,843	8,432,312	8,036,375	389	9,435	16,519	22,071,160	20,847,684
4,515	133,452	114,967	2,531	21,778	101,040	1,823,233	1,560,759
19,450	211,580	190,520	79,400	156,513	576,917	5,738,733	4,596,736
41	5,574	5,153	301	470	1,987	213,507	192,765
19,409	206,006	185,367	79,384	156,043	574,930	5,525,226	4,403,972
88,723	1,132,522	1,021,553	184,024	273,916	842,481	9,714,014	7,863,199
45	4,692	4,593	53	108	230	23,579	21,813
88,678	1,127,830	1,016,960	183,998	273,808	842,251	9,690,435	7,841,386
4,645	82,273	73,858	20,844	30,465	80,804	1,235,380	984,885
3	2,738	2,567	14	36	51	3,056	2,814
4,642	79,535	71,291	20,832	30,429	80,753	1,232,323	982,071
87	37,654	34,424	128	391	932	167,965	140,792
40	33,551	31,739	27	87	278	129,221	121,090
47	4,104	2,685	126	304	654	38,744	19,702
86	59,833	56,737	36	103	229	52,672	42,965
73	58,887	56,286	9	25	81	38,545	35,759
13	946	451	34	78	148	14,128	7,206
227	11,532	9,864	427	659	3,089	63,369	49,077
12	6,272	5,117	6	16	33	11,684	10,279
215	5,260	4,747	427	643	3,056	51,685	38,798
2,169	105,526	93,963	21,364	46,887	66,383	5,607,815	4,316,930
80	15,932	14,954	1,183	2,025	10,608	2,372,630	2,185,968
2,089	89,594	79,009	21,340	44,862	55,775	3,235,184	2,130,962
1,936	55,633	51,709	54,411	69,128	103,919	3,278,448	2,623,700
-	-	-	-	-	-	-	-
1,936	55,633	51,709	54,411	69,128	103,919	3,278,448	2,623,700
484	12,672	11,097	185	240	327	14,883	10,778
-	-	-	-	-	-	-	-
484	12,672	11,097	185	240	327	14,883	10,778
23,670	1,241,127	1,146,042	31,484	49,995	106,444	3,921,037	3,098,001
823	644,546	616,626	493	1,280	3,372	1,137,519	1,052,441
22,847	596,581	529,416	31,420	48,715	103,072	2,783,518	2,045,560
381,650	2,721,587	2,418,484	367,754	1,547,091	7,034,965	50,506,331	41,199,888
2,533	253,426	226,482	3,357	14,786	29,837	3,231,920	2,881,467
379,117	2,468,161	2,192,002	367,099	1,532,305	7,005,128	47,274,412	38,318,421

Note : Based on the Treatment Month (excluding herbal medicine, including pharmacy in Treatment Days Treatment Amount and Benefit Amount)

제VI-2표  
Table VI-2

298 질병분류별  
Benefits by Classification of 298

구 분 Division			5 ~ 9 세				10 세 ~	
			진료실인원수 Patients	입내원일수 Visits	요양급여일수 Reimbursed Days	진료비 Medical Expense	급여비 Benefit	진료실인원수 Patients
								입내원일수 Visits
121	계	S.T	-	-	185	441	395	5
	입원	I.P	-	-	-	-	-	-
	외래	O.P	-	-	185	441	395	5
122	계	S.T	-	-	-	-	-	-
	입원	I.P	-	-	-	-	-	-
	외래	O.P	-	-	-	-	-	-
123	계	S.T	1	4	4	491	442	10
	입원	I.P	-	-	-	-	-	2
	외래	O.P	1	4	4	491	442	10
124	계	S.T	6,859	66,511	1,898,091	14,056,657	10,967,811	8,945
	입원	I.P	1,251	14,682	46,538	5,167,558	4,686,903	952
	외래	O.P	6,634	51,829	1,851,553	8,889,099	6,280,908	8,776
125	계	S.T	4,693	6,983	46,126	702,035	458,755	25,185
	입원	I.P	236	517	1,559	201,510	182,888	814
	외래	O.P	4,544	6,466	44,567	500,525	275,867	24,734
126	계	S.T	40	73	158	20,631	16,391	171
	입원	I.P	9	18	60	12,663	11,844	21
	외래	O.P	33	55	98	7,968	4,547	155
127	계	S.T	470	2,648	5,663	206,354	149,822	1,949
	입원	I.P	52	265	644	97,287	87,870	182
	외래	O.P	463	2,383	5,019	109,067	61,952	1,921
128	계	S.T	2,656	128,502	190,830	13,159,151	10,770,273	2,453
	입원	I.P	612	39,981	50,920	8,316,414	7,668,084	498
	외래	O.P	2,599	88,521	139,910	4,842,738	3,102,189	2,388
129	계	S.T	3,408	42,352	253,065	14,339,491	13,155,489	4,756
	입원	I.P	706	11,516	21,452	12,066,330	11,352,805	966
	외래	O.P	3,198	30,836	231,613	2,273,161	1,802,684	4,483
130	계	S.T	163,391	292,893	1,132,777	11,693,977	8,482,684	144,500
	입원	I.P	347	440	2,036	191,540	173,769	57
	외래	O.P	163,369	292,453	1,130,741	11,502,438	8,308,915	144,494
131	계	S.T	351,361	570,081	1,940,862	23,606,014	17,126,858	246,259
	입원	I.P	84	153	422	32,266	29,487	48
	외래	O.P	351,315	569,928	1,940,440	23,573,748	17,097,370	246,237
132	계	S.T	51,537	89,785	247,874	4,287,595	3,033,884	56,486
	입원	I.P	28	56	131	18,693	17,205	26
	외래	O.P	51,524	89,729	247,743	4,268,902	3,016,679	56,479
133	계	S.T	453	1,158	3,065	291,853	222,345	464
	입원	I.P	56	175	717	187,111	173,689	31
	외래	O.P	442	983	2,348	104,742	48,656	461
134	계	S.T	91	327	1,029	101,604	78,533	364
	입원	I.P	14	91	197	71,307	65,241	71
	외래	O.P	90	236	832	30,297	13,292	360
135	계	S.T	3,340	5,044	15,325	424,012	288,029	5,456
	입원	I.P	10	55	119	42,957	39,089	27
	외래	O.P	3,339	4,989	15,206	381,055	248,940	5,452
136	계	S.T	56,790	143,114	234,014	21,346,349	14,976,305	41,555
	입원	I.P	6,823	11,949	52,429	10,326,760	9,439,538	2,338
	외래	O.P	56,643	131,165	181,585	11,019,589	5,536,767	41,497
137	계	S.T	454,279	781,277	1,195,063	39,592,616	27,977,688	509,369
	입원	I.P	12	22	54	15,385	14,299	2
	외래	O.P	454,278	781,255	1,195,009	39,577,230	27,963,389	509,368
138	계	S.T	917	1,286	2,218	86,266	48,406	877
	입원	I.P	3	4	4	1,463	1,382	2
	외래	O.P	915	1,282	2,214	84,803	47,024	876
139	계	S.T	90,937	172,273	412,861	12,736,884	8,285,529	94,321
	입원	I.P	1,244	2,145	7,977	1,831,875	1,681,073	791
	외래	O.P	90,835	170,128	404,884	10,905,009	6,604,457	94,242
140	계	S.T	226,324	583,863	2,787,169	21,173,275	15,869,575	92,040
	입원	I.P	712	2,557	6,627	841,955	759,818	365
	외래	O.P	226,120	581,306	2,780,542	20,331,320	15,109,758	91,955

주 : 진료일 기준 (한의원료 제외, 요양급여일수, 진료비와 급여비는 약국포함)

# 연령별 진료현황(총계) <계속>

Disease Categories by Age(Total) <Cont'd>

(단위 : 명, 일, 천원)

Unit : Person, Day, KRW 1,000

14 세			15 ~ 19 세				
요양급여일수 Reimbursed Days	진료비 Medical Expense	급여비 Benefit	진료실인원수 Patients	입내원일수 Visits	요양급여일수 Reimbursed Days	진료비 Medica Expense	급여비 Benefit
77	487	384	13	30	619	2,349	1,874
-	-	-	-	-	-	-	-
77	487	384	13	30	619	2,349	1,874
-	-	-	-	-	-	-	-
-	-	-	-	-	-	-	-
-	-	-	-	-	-	-	-
1,050	60,668	55,018	47	389	6,547	385,363	346,796
24	7,989	7,048	15	111	329	51,863	42,943
1,026	52,678	47,970	47	278	6,218	333,499	303,853
2,314,130	15,503,128	11,639,702	9,151	53,625	2,539,546	15,310,661	11,259,008
35,171	4,124,399	3,764,775	968	7,906	24,459	3,403,072	2,884,461
2,278,959	11,378,728	7,874,927	9,009	45,719	2,515,087	11,907,589	8,374,548
316,021	3,384,479	2,157,284	75,675	140,495	915,873	7,970,079	5,076,490
5,647	650,542	572,778	1,320	3,465	11,850	1,117,171	803,420
310,374	2,733,937	1,584,505	75,004	137,030	904,023	6,852,908	4,273,071
935	85,420	57,309	341	553	3,202	171,325	104,847
51	32,428	29,962	44	107	217	60,007	43,605
884	52,992	27,347	311	446	2,985	111,318	61,242
22,925	579,597	425,217	6,319	17,115	80,236	1,462,875	974,387
2,023	266,769	241,179	361	1,750	4,163	537,768	409,891
20,902	312,828	184,038	6,222	15,365	76,073	925,107	564,496
174,177	10,420,654	8,535,225	2,091	68,812	138,317	5,821,433	4,403,064
41,575	6,671,712	6,134,066	296	16,722	21,018	3,286,257	2,718,950
132,602	3,748,942	2,401,159	2,001	52,090	117,299	2,535,177	1,684,114
351,008	12,432,902	11,180,601	12,148	52,157	723,427	13,284,302	11,112,665
24,469	10,040,668	9,373,814	1,842	10,953	24,353	9,416,478	8,268,226
326,539	2,392,234	1,806,787	11,741	41,204	699,074	3,867,825	2,844,439
938,227	9,984,604	7,008,775	143,198	230,747	920,366	9,966,380	7,010,890
342	34,115	30,852	17	39	130	13,784	10,937
937,885	9,950,489	6,977,923	143,193	230,708	920,236	9,952,596	6,999,953
1,298,732	16,480,631	11,589,907	173,186	246,165	870,016	10,643,666	7,500,197
295	28,730	26,099	35	48	133	18,753	15,163
1,298,437	16,451,901	11,563,807	173,167	246,117	869,883	10,624,913	7,485,034
300,749	5,312,933	3,668,471	62,086	98,526	307,893	4,848,908	3,348,865
134	14,304	13,263	48	128	334	34,797	28,794
300,615	5,298,630	3,655,208	62,078	98,398	307,559	4,814,111	3,320,072
2,317	147,808	103,112	541	1,217	4,687	257,015	181,521
261	68,800	64,339	76	136	435	131,346	108,088
2,056	79,008	38,773	519	1,081	4,252	125,669	73,434
4,612	470,626	375,705	2,113	5,350	16,725	1,464,134	1,038,603
983	320,560	295,851	189	765	2,066	717,136	592,100
3,629	150,066	79,854	2,103	4,585	14,659	746,998	446,503
31,090	833,412	539,987	9,264	15,564	56,738	1,636,290	1,061,330
158	45,696	39,931	29	67	302	58,042	47,114
30,932	787,716	500,056	9,263	15,497	56,436	1,578,248	1,014,216
137,980	9,822,301	6,146,147	15,657	24,227	46,306	2,354,903	1,268,673
17,221	3,100,987	2,828,536	150	279	1,087	217,130	178,346
120,759	6,721,314	3,317,611	15,649	23,948	45,219	2,137,773	1,090,327
1,436,884	44,251,782	30,796,368	203,789	265,747	473,140	14,130,330	9,862,903
2	1,586	1,489	4	4	11	3,267	2,417
1,436,882	44,250,196	30,794,880	203,787	265,743	473,129	14,127,062	9,860,486
2,541	80,370	44,444	275	347	549	32,266	18,433
3	2,126	2,017	1	6	17	4,510	3,276
2,538	78,244	42,427	274	341	532	27,756	15,158
596,870	13,014,431	8,421,495	89,860	143,141	572,450	11,246,229	7,339,099
5,595	1,151,356	1,055,040	484	1,139	3,859	736,897	589,432
591,275	11,863,074	7,366,455	89,760	142,002	568,591	10,509,332	6,749,667
836,194	7,505,564	5,374,549	59,895	112,790	477,454	5,244,618	3,690,710
4,134	609,972	549,635	250	1,026	3,429	572,980	464,238
832,060	6,895,592	4,824,914	59,865	111,764	474,025	4,671,638	3,226,472

Note : Based on the Treatment Month (excluding herbal medicine, including pharmacy in Treatment Days Treatment Amount and Benefit Amount)

제VI-2표  
Table VI-2

298 질병분류별  
Benefits by Classification of 298

구 분 Division			20 ~ 24 세				25 세 ~	
			진료실인원수 Patients	입내원일수 Visits	요양급여일수 Reimbursed Days	진료비 Medical Expense	급여비 Benefit	진료실인원수 Patients
121	계	S.T	36	531	3,076	119,874	100,165	43
	입원	I.P	5	387	486	101,679	86,471	1
	외래	O.P	34	144	2,590	18,195	13,695	43
122	계	S.T	-	-	-	-	-	-
	입원	I.P	-	-	-	-	-	-
	외래	O.P	-	-	-	-	-	-
123	계	S.T	119	942	22,186	1,207,948	1,080,013	278
	입원	I.P	27	153	441	84,320	70,312	65
	외래	O.P	117	789	21,745	1,123,628	1,009,701	275
124	계	S.T	11,716	59,328	3,451,456	18,039,400	13,016,139	12,479
	입원	I.P	1,127	8,911	25,288	4,549,420	3,681,306	962
	외래	O.P	11,545	50,417	3,426,168	13,489,980	9,334,834	12,332
125	계	S.T	50,231	88,252	835,097	7,530,613	4,649,426	65,421
	입원	I.P	1,623	3,623	13,998	1,239,449	822,780	2,214
	외래	O.P	49,292	84,629	821,099	6,291,164	3,826,646	64,219
126	계	S.T	571	1,190	10,814	361,539	214,182	892
	입원	I.P	93	292	824	167,117	111,704	165
	외래	O.P	512	898	9,990	194,422	102,478	787
127	계	S.T	14,005	37,273	213,179	3,406,559	2,210,831	22,842
	입원	I.P	731	3,723	9,317	1,140,555	826,209	1,049
	외래	O.P	13,809	33,550	203,862	2,266,004	1,384,622	22,608
128	계	S.T	1,619	47,110	134,169	4,180,032	3,085,260	1,426
	입원	I.P	226	15,857	20,726	2,614,112	2,056,083	236
	외래	O.P	1,480	31,253	113,443	1,565,919	1,029,177	1,273
129	계	S.T	25,456	88,411	1,467,192	16,376,356	12,951,006	41,311
	입원	I.P	3,022	15,551	28,046	10,319,720	8,643,605	5,392
	외래	O.P	24,754	72,860	1,439,146	6,056,636	4,307,402	40,219
130	계	S.T	147,540	231,014	945,765	10,606,712	7,401,692	172,462
	입원	I.P	19	36	124	10,777	7,990	34
	외래	O.P	147,531	230,978	945,641	10,595,935	7,393,703	172,444
131	계	S.T	177,438	248,650	925,016	11,836,444	8,266,543	218,740
	입원	I.P	61	127	265	26,419	21,099	45
	외래	O.P	177,398	248,523	924,751	11,810,026	8,245,444	218,706
132	계	S.T	90,191	142,389	497,096	8,099,781	5,533,760	112,600
	입원	I.P	131	358	861	87,427	68,553	208
	외래	O.P	90,159	142,031	496,235	8,012,353	5,465,207	112,569
133	계	S.T	948	2,331	9,644	529,443	369,123	1,428
	입원	I.P	171	302	817	289,001	229,928	289
	외래	O.P	916	2,029	8,827	240,441	139,195	1,370
134	계	S.T	6,717	13,987	42,631	3,308,153	2,238,087	7,239
	입원	I.P	332	1,351	3,604	1,214,722	951,653	370
	외래	O.P	6,704	12,636	39,027	2,093,431	1,286,434	7,217
135	계	S.T	19,642	34,190	126,580	4,047,172	2,562,825	26,242
	입원	I.P	61	186	575	114,071	83,193	82
	외래	O.P	19,634	34,004	126,005	3,933,101	2,479,633	26,232
136	계	S.T	6,466	10,734	23,464	1,250,219	683,597	3,986
	입원	I.P	126	288	991	204,723	156,061	135
	외래	O.P	6,454	10,446	22,473	1,045,497	527,535	3,971
137	계	S.T	118,327	144,354	345,252	9,802,147	6,795,558	99,499
	입원	I.P	2	3	13	825	599	5
	외래	O.P	118,326	144,351	345,239	9,801,321	6,794,959	99,496
138	계	S.T	171	240	551	33,062	19,189	211
	입원	I.P	5	8	23	6,329	4,227	4
	외래	O.P	170	232	528	26,733	14,962	207
139	계	S.T	163,020	259,251	1,243,456	21,166,873	14,020,497	211,678
	입원	I.P	611	1,414	4,630	984,633	740,084	696
	외래	O.P	162,891	257,837	1,238,826	20,182,240	13,280,413	211,533
140	계	S.T	53,254	96,435	405,449	5,355,171	3,667,332	63,970
	입원	I.P	389	1,504	5,312	931,964	704,809	489
	외래	O.P	53,213	94,931	400,137	4,423,206	2,962,523	63,923

주 : 진료일 기준 (한의원류 제외, 요양급여일수, 진료비와 급여비는 약국포함)

# 연령별 진료현황(총계) <계속>

Disease Categories by Age(Total) <Cont'd>

(단위 : 명, 일, 천원)

Unit : Person, Day, KRW 1,000

29 세			30 ~ 34 세				
요양급여일수 Reimbursed Days	진료비 Medical Expense	급여비 Benefit	진료실인원수 Patients	입내원일수 Visits	요양급여일수 Reimbursed Days	진료비 Medica Expense	급여비 Benefit
6,418	50,589	40,356	76	1,305	14,696	178,826	144,816
102	21,056	17,869	11	842	998	102,281	81,846
6,316	29,532	22,487	73	463	13,698	76,545	62,971
100	253	177	3	6	69	413	288
-	-	-	-	-	-	-	-
100	253	177	3	6	69	413	288
59,774	3,297,776	2,946,430	322	3,288	71,882	3,618,114	3,233,400
1,832	373,221	323,021	62	645	1,782	466,690	404,273
57,942	2,924,555	2,623,409	322	2,643	70,100	3,151,424	2,829,127
3,751,586	18,464,264	13,431,406	10,312	46,940	3,107,305	14,325,205	10,336,440
22,076	4,873,966	4,031,316	695	7,323	15,646	3,113,728	2,548,467
3,729,510	13,590,298	9,400,090	10,177	39,617	3,091,659	11,211,477	7,787,973
1,241,882	11,118,611	6,870,064	67,105	134,376	1,527,881	12,817,382	7,937,566
18,921	1,694,233	1,117,843	2,437	5,639	21,515	1,925,221	1,273,643
1,222,961	9,424,379	5,752,221	65,835	128,737	1,506,366	10,892,161	6,663,924
23,873	623,761	373,627	1,093	2,710	49,684	980,747	602,727
1,384	289,235	197,098	254	731	2,717	525,800	350,602
22,489	334,526	176,528	956	1,979	46,967	454,947	252,124
372,692	5,328,878	3,429,960	26,911	75,038	476,899	6,798,792	4,402,876
11,612	1,437,370	1,025,813	1,257	5,144	14,753	1,974,641	1,420,942
361,080	3,891,507	2,404,147	26,644	69,894	462,146	4,824,151	2,981,934
149,672	5,346,514	3,984,786	1,285	45,366	153,263	5,842,582	4,441,902
32,600	4,124,772	3,218,351	293	30,756	36,752	4,904,637	3,861,585
117,072	1,221,742	766,435	1,101	14,610	116,511	937,945	580,317
2,451,542	23,950,101	18,823,614	49,400	188,556	2,833,384	25,532,123	19,381,977
43,902	14,975,266	12,427,288	8,551	36,918	54,915	15,352,489	12,257,564
2,407,640	8,974,836	6,396,327	47,667	151,638	2,778,469	10,179,634	7,124,413
1,125,738	13,027,645	9,074,136	161,426	260,659	1,075,951	12,558,946	8,758,642
218	11,705	8,735	26	38	210	5,562	4,317
1,125,520	13,015,940	9,065,401	161,411	260,621	1,075,741	12,553,384	8,754,325
1,216,912	15,482,844	10,813,564	213,250	306,543	1,214,427	15,548,626	10,867,959
229	18,588	14,636	59	82	322	22,054	17,479
1,216,683	15,464,256	10,798,928	213,214	306,461	1,214,105	15,526,572	10,850,479
697,542	11,003,516	7,532,172	100,770	162,023	635,113	10,137,426	6,956,057
1,318	142,658	113,357	184	426	1,237	141,376	111,721
696,224	10,860,857	7,418,815	100,726	161,597	633,876	9,996,050	6,844,337
13,563	817,628	583,567	1,977	4,479	17,708	1,118,774	812,479
1,269	441,297	353,911	413	612	1,384	633,314	507,008
12,294	376,331	229,656	1,889	3,867	16,324	485,460	305,470
47,365	3,548,386	2,411,130	6,082	13,408	49,515	3,260,435	2,225,064
3,866	1,319,864	1,038,620	329	1,293	3,617	1,319,801	1,038,123
43,499	2,228,522	1,372,510	6,050	12,115	45,898	1,940,633	1,186,941
208,725	6,179,352	3,929,477	29,952	56,036	273,112	8,075,492	5,108,797
456	129,773	94,957	96	221	693	158,042	119,212
208,269	6,049,579	3,834,520	29,945	55,815	272,419	7,917,449	4,989,585
20,199	942,984	524,800	2,792	5,381	18,842	800,887	463,903
954	193,500	145,950	145	322	1,253	231,703	169,070
19,245	749,484	378,850	2,781	5,059	17,589	569,184	294,833
341,537	9,209,968	6,392,068	80,135	97,408	291,285	7,987,331	5,552,609
59	689	552	5	9	28	4,909	3,644
341,478	9,209,278	6,391,517	80,133	97,399	291,257	7,982,422	5,548,965
1,024	34,265	20,437	196	281	1,349	28,530	17,149
4	1,228	928	1	1	6	1,727	1,251
1,020	33,037	19,509	196	280	1,343	26,803	15,898
2,203,217	29,167,496	19,368,722	199,811	339,799	2,280,372	29,875,820	19,733,765
5,470	1,220,416	911,665	728	1,958	6,037	1,471,820	1,108,385
2,197,747	27,947,080	18,457,057	199,675	337,841	2,274,335	28,403,999	18,625,380
490,601	6,764,687	4,664,073	67,254	124,365	541,614	6,827,204	4,732,847
6,612	1,230,725	937,706	390	1,595	5,506	1,027,123	782,147
483,989	5,533,963	3,726,367	67,224	122,770	536,108	5,800,081	3,950,699

Note : Based on the Treatment Month (excluding herbal medicine, including pharmacy in Treatment Days Treatment Amount and Benefit Amount)

제VI-2표  
Table VI-2

298 질병분류별  
Benefits by Classification of 298

구 분 Division			35 ~ 39 세				40 세 ~	
			진료실인원수 Patients	입내원일수 Visits	요양급여일수 Reimbursed Days	진료비 Medical Expense	급여비 Benefit	진료실인원수 Patients
								입내원일수 Visits
121	계	S.T	153	2,043	33,374	338,938	279,307	411
	입원	I.P	16	1,269	1,453	188,207	155,160	38
	외래	O.P	148	774	31,921	150,730	124,147	404
122	계	S.T	7	26	582	5,407	3,638	9
	입원	I.P	1	12	25	4,114	2,952	1
	외래	O.P	7	14	557	1,293	686	9
123	계	S.T	282	3,130	63,321	3,106,247	2,773,779	287
	입원	I.P	57	1,154	2,241	494,791	424,025	48
	외래	O.P	278	1,976	61,080	2,611,456	2,349,754	283
124	계	S.T	8,587	39,254	2,567,430	11,325,479	8,182,674	9,701
	입원	I.P	556	6,175	12,964	2,532,811	2,088,042	637
	외래	O.P	8,486	33,079	2,554,466	8,792,668	6,094,632	9,521
125	계	S.T	73,351	157,953	1,963,658	15,435,084	9,564,752	90,774
	입원	I.P	2,781	6,882	27,384	2,385,837	1,559,358	3,710
	외래	O.P	71,953	151,071	1,936,274	13,049,247	8,005,394	88,981
126	계	S.T	1,594	4,191	96,376	1,474,444	907,659	2,717
	입원	I.P	361	1,201	4,374	758,887	508,940	626
	외래	O.P	1,405	2,990	92,002	715,557	398,719	2,416
127	계	S.T	32,487	93,558	674,977	8,881,448	5,751,053	45,279
	입원	I.P	1,535	6,929	19,471	2,584,425	1,860,963	2,432
	외래	O.P	32,226	86,629	655,506	6,297,023	3,890,090	44,845
128	계	S.T	1,588	56,339	188,347	7,698,570	5,899,497	2,386
	입원	I.P	426	41,422	48,199	6,729,121	5,300,867	787
	외래	O.P	1,310	14,917	140,148	969,449	598,630	1,817
129	계	S.T	57,446	234,231	3,603,875	27,936,052	21,051,976	75,827
	입원	I.P	9,061	46,435	68,457	16,149,211	12,882,418	9,331
	외래	O.P	55,533	187,796	3,535,418	11,786,841	8,169,558	73,751
130	계	S.T	149,931	244,686	1,026,894	11,808,904	8,230,036	161,721
	입원	I.P	28	40	166	11,473	8,571	22
	외래	O.P	149,915	244,646	1,026,728	11,797,431	8,221,465	161,705
131	계	S.T	216,710	312,591	1,262,226	15,890,160	11,100,265	269,546
	입원	I.P	78	154	494	34,536	26,896	99
	외래	O.P	216,667	312,437	1,261,732	15,855,624	11,073,369	269,508
132	계	S.T	94,487	153,459	614,268	9,596,515	6,578,407	117,397
	입원	I.P	163	400	1,036	112,184	85,556	161
	외래	O.P	94,442	153,059	613,232	9,484,331	6,492,851	117,365
133	계	S.T	3,607	8,799	33,886	2,159,435	1,576,135	10,985
	입원	I.P	868	1,167	2,738	1,226,253	982,851	2,720
	외래	O.P	3,446	7,632	31,148	933,183	593,284	10,459
134	계	S.T	5,357	12,817	55,058	3,197,187	2,200,571	6,957
	입원	I.P	335	1,294	3,586	1,399,269	1,106,286	593
	외래	O.P	5,325	11,523	51,472	1,797,918	1,094,286	6,899
135	계	S.T	36,482	71,819	390,310	10,998,385	6,983,362	59,678
	입원	I.P	130	294	786	210,999	157,683	227
	외래	O.P	36,464	71,525	389,524	10,787,386	6,825,680	59,652
136	계	S.T	2,254	4,360	19,496	637,194	366,612	2,404
	입원	I.P	94	244	802	153,312	113,369	116
	외래	O.P	2,240	4,116	18,694	483,882	253,243	2,392
137	계	S.T	77,746	93,633	283,358	7,883,342	5,481,056	129,977
	입원	I.P	6	8	39	4,490	3,309	17
	외래	O.P	77,741	93,625	283,319	7,878,852	5,477,747	129,971
138	계	S.T	199	284	706	39,676	25,797	344
	입원	I.P	5	10	26	8,163	6,844	4
	외래	O.P	195	274	680	31,513	18,953	342
139	계	S.T	198,416	345,289	2,398,115	32,184,058	21,115,994	277,233
	입원	I.P	819	2,321	6,712	1,937,801	1,483,956	1,387
	외래	O.P	198,289	342,968	2,391,403	30,246,257	19,632,038	277,004
140	계	S.T	72,866	143,372	649,322	7,795,430	5,419,468	76,615
	입원	I.P	456	1,908	6,262	1,253,622	955,324	647
	외래	O.P	72,828	141,464	643,060	6,541,808	4,464,144	76,574

주 : 진료일 기준 (한의원분류 제외, 요양급여일수, 진료비와 급여비는 약국포함)



# 연령별 진료현황(총계) <계속>

## Disease Categories by Age(Total) <Cont'd>

(단위 : 명, 일, 천원)

Unit : Person, Day, KRW 1,000

44 세			45 ~ 49 세				
요양급여일수 Reimbursed Days	진료비 Medical Expense	급여비 Benefit	진료실인원수 Patients	입내원일수 Visits	요양급여일수 Reimbursed Days	진료비 Medica Expense	급여비 Benefit
126,254	978,343	842,485	909	8,225	268,024	2,178,750	1,862,297
2,623	374,465	322,814	112	2,989	5,061	869,671	746,732
123,631	603,878	519,671	898	5,236	262,963	1,309,079	1,115,565
1,075	23,370	17,189	34	115	4,727	27,727	18,518
219	18,734	13,842	3	33	369	3,567	2,636
856	4,636	3,347	31	82	4,358	24,160	15,882
72,132	2,743,243	2,453,083	285	3,935	79,020	2,723,913	2,429,216
1,424	211,500	181,757	49	1,668	2,388	435,843	365,626
70,708	2,531,743	2,271,327	279	2,267	76,632	2,288,070	2,063,590
2,848,432	12,577,076	9,103,318	9,481	47,136	2,735,640	12,150,372	8,829,765
17,128	3,244,797	2,632,355	696	10,156	18,716	3,502,801	2,828,969
2,831,304	9,332,279	6,470,963	9,277	36,980	2,716,924	8,647,571	6,000,795
2,789,968	20,392,878	12,655,416	95,090	224,427	3,250,060	22,289,012	13,769,424
39,951	3,371,416	2,203,697	4,090	10,729	44,651	3,865,335	2,493,038
2,750,017	17,021,462	10,451,719	93,085	213,698	3,205,409	18,423,677	11,276,386
202,857	2,456,338	1,493,330	4,173	12,272	421,783	3,982,331	2,456,169
7,008	1,194,170	788,268	908	2,883	11,133	1,826,053	1,212,180
195,849	1,262,168	705,062	3,744	9,389	410,650	2,156,278	1,243,989
1,074,767	13,533,909	8,842,010	55,871	181,369	1,546,007	18,022,765	11,877,056
32,916	4,394,460	3,170,059	3,221	17,098	45,678	6,063,709	4,396,666
1,041,851	9,139,449	5,671,951	55,334	164,271	1,500,329	11,959,055	7,480,390
313,043	15,201,088	11,727,939	3,097	175,254	423,745	24,326,705	18,785,317
103,128	13,720,821	10,785,253	1,207	147,620	164,752	22,419,947	17,576,330
209,915	1,480,267	942,686	2,189	27,634	258,993	1,906,758	1,208,987
5,297,067	35,148,056	26,406,746	84,955	346,242	6,404,430	39,470,121	29,461,507
83,378	18,718,831	14,951,396	8,582	66,802	105,059	20,341,829	16,227,055
5,213,689	16,429,225	11,455,350	82,889	279,440	6,299,371	19,128,292	13,234,452
1,124,745	13,119,485	9,137,445	147,031	249,418	1,065,565	12,652,326	8,803,350
171	4,412	3,361	25	89	201	9,684	7,172
1,124,574	13,115,074	9,134,084	147,017	249,329	1,065,364	12,642,642	8,796,178
1,648,794	20,639,899	14,417,299	281,919	426,675	1,797,631	22,969,921	16,040,745
611	38,121	29,998	183	296	1,193	100,891	79,632
1,648,183	20,601,777	14,387,301	281,853	426,379	1,796,438	22,869,030	15,961,113
797,073	12,404,549	8,511,995	127,008	218,619	934,729	14,566,538	9,977,033
1,315	188,969	147,981	178	483	1,625	213,087	165,496
795,758	12,215,580	8,364,014	126,956	218,136	933,104	14,353,451	9,811,537
96,117	6,954,063	5,143,457	36,099	87,280	313,425	27,415,298	20,604,893
7,666	4,065,441	3,257,225	9,888	16,199	24,792	16,597,155	13,289,626
88,451	2,888,622	1,886,232	34,003	71,081	288,633	10,818,144	7,315,267
87,480	5,137,575	3,580,755	8,568	23,843	119,819	6,761,011	4,730,603
5,885	2,546,454	2,015,555	805	2,773	7,874	3,452,103	2,731,150
81,595	2,591,121	1,565,200	8,473	21,070	111,945	3,308,908	1,999,453
752,374	19,259,907	12,341,321	80,040	176,069	1,204,731	27,797,090	17,930,382
1,269	362,933	265,423	363	993	2,754	680,082	505,451
751,105	18,896,975	12,075,898	79,992	175,076	1,201,977	27,117,008	17,424,931
26,851	765,652	440,130	2,252	5,032	39,716	896,747	532,778
1,279	206,480	148,945	155	509	1,895	302,859	216,922
25,572	559,172	291,185	2,226	4,523	37,821	593,888	315,855
465,091	12,866,527	8,955,159	170,576	201,639	659,990	16,940,916	11,799,880
46	19,842	15,873	52	64	154	74,859	59,763
465,045	12,846,685	8,939,285	170,559	201,575	659,836	16,866,057	11,740,117
2,341	58,567	34,996	498	738	1,990	89,868	55,214
13	2,869	1,754	6	11	17	6,108	4,515
2,328	55,697	33,242	495	727	1,973	83,760	50,698
3,608,111	49,325,755	32,346,293	333,437	626,372	4,912,440	66,850,363	43,972,472
11,558	3,304,303	2,530,004	2,040	5,320	16,212	5,071,755	3,932,832
3,596,553	46,021,452	29,816,289	333,131	621,052	4,896,228	61,778,608	40,039,640
752,939	9,133,032	6,307,331	67,611	162,124	755,583	9,758,528	6,710,573
8,887	1,683,848	1,281,152	868	3,856	12,031	2,377,646	1,792,502
744,052	7,449,184	5,026,179	67,552	158,268	743,552	7,380,882	4,918,071

Note : Based on the Treatment Month (excluding herbal medicine, including pharmacy in Treatment Days Treatment Amount and Benefit Amount)

제VI-2표  
Table VI-2

298 질병분류별  
Benefits by Classification of 298

구 분 Division			50 ~ 54 세				55 세 ~	
			진료실인원수 Patients	입내원일수 Visits	요양급여일수 Reimbursed Days	진료비 Medical Expense	급여비 Benefit	진료실인원수 Patients
								입내원일수 Visits
121	계	S.T	2,073	22,658	665,540	4,981,554	4,310,261	4,061
	입원	I.P	213	9,773	12,941	1,863,916	1,590,666	475
	외래	O.P	2,046	12,885	652,599	3,117,638	2,719,595	3,982
122	계	S.T	169	1,760	33,115	267,264	196,598	564
	입원	I.P	17	1,213	1,651	109,360	84,443	53
	외래	O.P	156	547	31,464	157,903	112,154	532
123	계	S.T	263	2,898	67,097	2,059,815	1,838,006	203
	입원	I.P	49	1,171	2,361	302,660	259,028	33
	외래	O.P	254	1,727	64,736	1,757,155	1,578,978	197
124	계	S.T	10,698	58,113	2,997,125	14,395,412	10,581,278	9,786
	입원	I.P	799	15,929	25,997	5,143,315	4,204,023	855
	외래	O.P	10,437	42,184	2,971,128	9,252,097	6,377,256	9,486
125	계	S.T	110,586	257,007	3,935,465	27,270,189	16,460,120	100,301
	입원	I.P	5,226	14,262	57,712	5,295,090	3,340,429	5,108
	외래	O.P	107,953	242,745	3,877,753	21,975,099	13,119,691	97,650
126	계	S.T	7,583	23,203	868,168	7,046,942	4,341,366	11,327
	입원	I.P	1,547	5,267	18,948	3,031,305	1,999,110	2,142
	외래	O.P	6,852	17,936	849,220	4,015,638	2,342,256	10,440
127	계	S.T	80,645	278,894	2,445,582	28,103,721	18,643,777	88,016
	입원	I.P	5,295	29,087	76,496	10,109,500	7,344,454	5,720
	외래	O.P	79,904	249,807	2,369,086	17,994,221	11,299,324	87,193
128	계	S.T	4,646	302,866	664,361	41,816,014	32,279,436	6,111
	입원	I.P	1,997	263,229	295,064	39,003,253	30,493,805	2,762
	외래	O.P	3,104	39,637	369,297	2,812,761	1,785,631	3,915
129	계	S.T	112,017	456,503	8,984,318	52,745,896	39,139,862	126,497
	입원	I.P	9,068	95,676	143,019	26,256,003	20,881,362	8,635
	외래	O.P	109,688	360,827	8,841,299	26,489,893	18,258,500	124,228
130	계	S.T	159,995	280,849	1,206,372	14,655,761	10,189,451	138,256
	입원	I.P	46	141	267	27,650	21,009	38
	외래	O.P	159,976	280,708	1,206,105	14,628,111	10,168,442	138,236
131	계	S.T	345,928	544,638	2,292,042	29,485,128	20,570,321	340,451
	입원	I.P	276	352	1,399	164,385	129,615	315
	외래	O.P	345,841	544,286	2,290,643	29,320,743	20,440,706	340,354
132	계	S.T	155,564	281,027	1,273,749	18,900,270	12,947,820	157,234
	입원	I.P	245	733	2,274	347,040	270,808	304
	외래	O.P	155,496	280,294	1,271,475	18,553,230	12,677,011	157,143
133	계	S.T	95,885	246,175	869,823	84,294,741	63,743,682	151,050
	입원	I.P	29,637	51,590	72,484	52,451,340	41,992,614	44,708
	외래	O.P	89,504	194,585	797,339	31,843,401	21,751,068	141,706
134	계	S.T	13,049	39,281	208,621	11,165,266	7,798,222	14,817
	입원	I.P	1,347	4,534	12,503	5,710,248	4,523,485	1,369
	외래	O.P	12,917	34,747	196,118	5,455,018	3,274,736	14,639
135	계	S.T	103,470	250,017	1,914,133	39,061,683	25,242,140	107,731
	입원	I.P	713	1,780	4,493	1,325,115	969,115	866
	외래	O.P	103,381	248,237	1,909,640	37,736,568	24,273,025	107,637
136	계	S.T	2,739	6,393	56,493	1,108,910	643,573	2,981
	입원	I.P	179	593	2,098	351,731	245,812	199
	외래	O.P	2,720	5,800	54,395	757,178	397,761	2,945
137	계	S.T	158,812	197,912	777,315	17,849,155	12,430,500	132,849
	입원	I.P	78	100	133	104,086	83,072	109
	외래	O.P	158,782	197,812	777,182	17,745,069	12,347,427	132,804
138	계	S.T	571	820	5,004	113,249	69,972	616
	입원	I.P	8	15	68	11,997	8,766	9
	외래	O.P	565	805	4,936	101,252	61,206	610
139	계	S.T	434,069	883,561	7,541,544	101,889,383	67,625,379	476,777
	입원	I.P	3,657	8,934	27,065	9,624,829	7,491,538	5,316
	외래	O.P	433,633	874,627	7,514,479	92,264,554	60,133,841	476,263
140	계	S.T	74,704	201,292	925,873	12,908,243	8,895,435	76,294
	입원	I.P	1,407	5,921	18,958	3,752,655	2,868,375	2,004
	외래	O.P	74,613	195,371	906,915	9,155,588	6,027,060	76,145

주 : 진료일 기준 (한의원료 제외, 요양급여일수, 진료비와 급여비는 약국포함)

# 연령별 진료현황(총계) <계속>

## Disease Categories by Age(Total) <Cont'd>

(단위 : 명, 일, 천원)

Unit : Person, Day, KRW 1,000

59 세			60 ~ 64 세				
요양급여일수 Reimbursed Days	진료비 Medical Expense	급여비 Benefit	진료실인원수 Patients	입내원일수 Visits	요양급여일수 Reimbursed Days	진료비 Medical Expense	급여비 Benefit
1,323,336	10,521,589	9,048,951	9,125	136,524	2,932,843	26,361,281	22,727,495
34,502	4,477,472	3,793,464	1,235	79,362	96,060	13,022,353	11,070,245
1,288,834	6,044,117	5,255,486	8,872	57,162	2,836,783	13,338,928	11,657,250
110,021	981,466	734,434	1,573	18,202	300,229	2,780,735	2,073,658
4,241	414,208	328,196	128	12,200	13,253	1,182,759	930,409
105,780	567,258	406,238	1,486	6,002	286,976	1,597,975	1,143,248
53,787	1,415,729	1,255,382	212	3,939	59,265	1,305,859	1,150,405
1,676	289,040	245,621	31	2,459	3,145	422,646	358,983
52,111	1,126,689	1,009,761	207	1,480	56,120	883,213	791,423
2,659,076	13,584,793	9,976,997	11,015	68,155	2,925,176	15,849,787	11,713,343
31,350	5,506,764	4,467,954	988	24,970	36,564	6,915,642	5,640,317
2,627,726	8,078,030	5,509,043	10,651	43,185	2,888,612	8,934,145	6,073,027
3,765,508	25,646,388	15,296,533	108,626	244,193	4,346,345	28,109,326	16,763,828
60,267	5,583,470	3,499,581	5,278	16,211	63,792	5,941,336	3,734,879
3,705,241	20,062,918	11,796,952	105,868	227,982	4,282,553	22,167,990	13,028,950
1,530,602	11,002,792	6,844,555	18,137	60,911	2,747,978	17,262,723	10,756,452
27,708	4,494,216	3,002,689	3,128	12,002	41,443	6,350,024	4,208,743
1,502,894	6,508,576	3,841,866	16,836	48,909	2,706,535	10,912,700	6,547,708
3,010,342	31,446,541	20,887,354	103,599	363,394	3,984,692	37,683,654	25,017,138
85,633	11,114,558	8,099,237	6,132	37,109	94,377	12,616,008	9,181,223
2,924,709	20,331,983	12,788,117	102,596	326,285	3,890,315	25,067,647	15,835,915
886,366	58,622,396	45,061,886	9,131	714,219	1,369,650	93,096,980	71,609,071
434,605	54,930,519	42,759,092	4,355	651,731	708,851	88,230,455	68,490,224
451,761	3,691,877	2,302,794	5,583	62,488	660,799	4,866,525	3,118,846
11,216,036	61,881,583	45,752,045	177,656	728,413	18,083,328	91,462,252	67,297,009
170,238	29,517,849	23,526,405	10,066	167,419	252,790	41,325,086	33,035,673
11,045,798	32,363,733	22,225,640	174,973	560,994	17,830,538	50,137,165	34,261,336
1,064,008	13,320,684	9,228,697	131,771	241,346	1,055,019	13,220,329	9,121,194
185	20,632	15,452	52	164	404	76,055	57,337
1,063,823	13,300,053	9,213,245	131,742	241,182	1,054,615	13,144,274	9,063,857
2,347,231	30,317,170	21,121,633	382,655	658,108	2,760,563	35,709,742	24,876,681
1,762	220,314	172,675	452	648	2,254	317,410	250,385
2,345,469	30,096,855	20,948,958	382,537	657,460	2,758,309	35,392,332	24,626,296
1,404,485	20,252,091	13,820,352	180,002	360,964	1,774,587	24,383,215	16,578,426
3,221	492,776	380,564	362	1,516	3,902	702,500	544,697
1,401,264	19,759,315	13,439,789	179,909	359,448	1,770,685	23,680,716	16,033,730
1,504,214	126,168,979	95,406,556	263,706	717,942	2,881,375	196,629,761	148,571,344
109,796	79,136,583	63,366,258	70,513	118,590	179,293	123,981,477	99,282,988
1,394,418	47,032,396	32,040,298	249,700	599,352	2,702,082	72,648,284	49,288,356
242,474	11,582,900	8,088,051	17,285	47,457	313,604	12,676,477	8,833,893
12,197	5,735,431	4,541,042	1,439	4,726	12,604	6,080,797	4,818,565
230,277	5,847,469	3,547,009	17,077	42,731	301,000	6,595,681	4,015,329
2,154,669	41,979,629	27,198,426	143,313	400,536	3,221,449	59,158,680	38,329,891
5,002	1,514,884	1,130,388	1,270	2,912	7,340	2,193,707	1,632,771
2,149,667	40,464,745	26,068,038	143,175	397,624	3,214,109	56,964,974	36,697,120
93,606	1,296,993	764,840	4,008	10,615	146,513	1,955,761	1,152,278
2,838	446,635	305,815	314	1,248	3,956	674,901	466,119
90,768	850,358	459,025	3,957	9,367	142,557	1,280,860	686,158
795,428	16,516,532	11,525,037	143,435	200,661	1,006,910	18,986,725	13,264,819
294	145,294	116,187	192	288	468	277,723	221,353
795,134	16,371,238	11,408,851	143,372	200,373	1,006,442	18,709,002	13,043,466
5,896	127,461	78,204	812	1,490	11,997	179,613	110,166
77	14,499	10,494	16	62	142	25,570	18,378
5,819	112,963	67,711	800	1,428	11,855	154,043	91,788
9,752,215	129,390,445	86,909,374	601,925	1,414,044	14,426,876	187,648,619	128,578,345
37,937	14,582,106	11,435,117	8,439	19,402	56,480	23,611,626	18,595,647
9,714,278	114,808,339	75,474,257	601,117	1,394,642	14,370,396	164,036,993	109,982,698
1,062,234	16,378,950	11,227,115	88,016	292,245	1,303,487	20,381,350	13,974,988
28,409	5,654,948	4,292,797	2,503	11,346	36,885	7,348,340	5,585,706
1,033,825	10,724,002	6,934,317	87,829	280,899	1,266,602	13,033,010	8,389,282

Note : Based on the Treatment Month (excluding herbal medicine, including pharmacy in Treatment Days Treatment Amount and Benefit Amount)

제VI-2표  
Table VI-2

298 질병분류별  
Benefits by Classification of 298

구 분 Division			65 ~ 69 세				70 세 ~		
			진료실인원수 Patients	입내원일수 Visits	요양급여일수 Reimbursed Days	진료비 Medical Expense	급여비 Benefit	진료실인원수 Patients	입내원일수 Visits
121	계	S.T	14,122	244,558	4,534,916	42,123,531	36,147,237	19,157	431,388
	입원	I.P	2,030	158,871	183,580	21,919,142	18,499,330	3,248	318,107
	외래	O.P	13,641	85,687	4,351,336	20,204,389	17,647,907	18,140	113,281
122	계	S.T	3,007	35,663	590,182	5,381,579	3,959,924	5,882	53,850
	입원	I.P	246	25,046	26,789	2,436,043	1,905,500	392	32,740
	외래	O.P	2,843	10,617	563,393	2,945,536	2,054,424	5,607	21,110
123	계	S.T	176	2,675	51,982	796,210	699,023	110	2,744
	입원	I.P	18	1,405	1,759	192,710	160,742	21	2,103
	외래	O.P	171	1,270	50,223	603,500	538,281	102	641
124	계	S.T	9,521	65,233	2,416,228	14,907,366	11,183,697	7,240	52,292
	입원	I.P	885	28,457	40,480	7,332,516	6,042,266	742	25,737
	외래	O.P	9,165	36,776	2,375,748	7,574,850	5,141,431	6,913	26,555
125	계	S.T	88,759	201,902	3,787,917	21,805,296	13,379,804	64,250	147,586
	입원	I.P	3,243	10,237	36,885	3,624,195	2,327,429	1,717	5,611
	외래	O.P	86,969	191,665	3,751,032	18,181,101	11,052,375	63,280	141,975
126	계	S.T	20,015	67,975	3,298,249	18,985,172	11,979,917	18,028	64,619
	입원	I.P	2,990	11,784	39,558	6,291,455	4,237,123	2,293	10,816
	외래	O.P	18,711	56,191	3,258,691	12,693,717	7,742,794	16,970	53,803
127	계	S.T	89,154	328,047	3,901,363	32,793,414	22,087,215	69,163	269,927
	입원	I.P	4,608	30,077	75,449	9,795,867	7,139,272	3,140	21,831
	외래	O.P	88,388	297,970	3,825,914	22,997,548	14,947,944	68,634	248,096
128	계	S.T	9,807	826,976	1,505,506	103,537,349	79,648,335	10,112	942,743
	입원	I.P	5,042	763,509	826,239	98,500,093	76,464,316	5,730	889,934
	외래	O.P	5,565	63,467	679,267	5,037,256	3,184,019	5,196	52,809
129	계	S.T	188,222	798,774	21,603,426	98,967,223	73,305,619	169,062	773,777
	입원	I.P	8,568	182,100	264,235	41,393,697	33,078,347	6,446	185,025
	외래	O.P	185,818	616,674	21,339,191	57,573,526	40,227,272	167,025	588,752
130	계	S.T	95,872	184,078	815,614	9,913,488	7,173,603	61,405	122,826
	입원	I.P	45	76	259	41,720	32,599	29	69
	외래	O.P	95,854	184,002	815,355	9,871,767	7,141,005	61,388	122,757
131	계	S.T	324,202	612,192	2,555,710	31,791,175	23,541,679	243,343	512,441
	입원	I.P	487	825	2,226	417,797	330,060	343	532
	외래	O.P	324,073	611,367	2,553,484	31,373,378	23,211,619	243,248	511,909
132	계	S.T	152,668	334,419	1,663,197	21,265,096	15,110,783	115,639	280,285
	입원	I.P	376	1,647	4,618	766,529	591,005	300	1,469
	외래	O.P	152,570	332,772	1,658,579	20,498,567	14,519,778	115,577	278,816
133	계	S.T	309,948	904,628	3,692,305	217,497,771	165,647,411	284,323	897,142
	입원	I.P	79,507	129,567	203,456	138,554,820	111,017,412	77,092	123,249
	외래	O.P	295,036	775,061	3,488,849	78,942,950	54,629,999	270,079	773,893
134	계	S.T	12,909	34,466	251,952	8,705,107	6,059,314	7,222	19,654
	입원	I.P	947	3,319	8,951	3,959,994	3,143,119	609	1,944
	외래	O.P	12,778	31,147	243,001	4,745,113	2,916,195	7,104	17,710
135	계	S.T	144,203	445,211	3,581,941	62,742,476	41,248,983	125,324	430,715
	입원	I.P	1,286	3,026	7,510	2,294,156	1,696,082	1,174	2,776
	외래	O.P	144,097	442,185	3,574,431	60,448,320	39,552,901	125,187	427,939
136	계	S.T	3,647	10,002	160,021	1,881,941	1,109,167	3,054	8,692
	입원	I.P	275	1,187	3,619	625,362	429,404	229	1,008
	외래	O.P	3,595	8,815	156,402	1,256,579	679,763	3,020	7,684
137	계	S.T	113,985	172,137	900,848	16,113,668	11,432,044	78,635	128,333
	입원	I.P	192	262	388	278,065	222,325	190	239
	외래	O.P	113,927	171,875	900,460	15,835,603	11,209,719	78,579	128,094
138	계	S.T	760	1,754	11,532	195,763	123,687	702	1,325
	입원	I.P	18	391	458	50,786	35,845	14	78
	외래	O.P	746	1,363	11,074	144,978	87,841	689	1,247
139	계	S.T	550,095	1,433,338	15,781,260	195,762,851	138,755,687	435,962	1,279,802
	입원	I.P	8,506	20,108	58,247	24,406,649	19,281,650	6,679	16,572
	외래	O.P	549,389	1,413,230	15,723,013	171,356,202	119,474,037	435,386	1,263,230
140	계	S.T	71,231	257,007	1,120,337	16,192,096	11,513,583	53,701	215,196
	입원	I.P	1,694	8,412	25,331	5,217,030	3,961,692	1,146	5,722
	외래	O.P	71,107	248,595	1,095,006	10,975,066	7,551,891	53,569	209,474

주 : 진료일 기준 (한의원료 제외, 요양급여일수, 진료비와 급여비는 약국포함)

# 연령별 진료현황(총계) <계속>

## Disease Categories by Age(Total) <Cont'd>

(단위 : 명, 일, 천원)

Unit : Person, Day, KRW 1,000

74 세			75 세이상				
요양급여일수 Reimbursed Days	진료비 Medical Expense	급여비 Benefit	진료실인원수 Patients	입내원일수 Visits	요양급여일수 Reimbursed Days	진료비 Medical Expense	급여비 Benefit
5,889,039	65,130,123	55,437,823	71,392	3,092,931	19,893,703	362,045,170	301,714,842
353,256	39,366,765	33,016,442	18,987	2,732,408	2,841,738	282,537,702	232,855,955
5,535,783	25,763,358	22,421,381	61,266	360,523	17,051,965	79,507,468	68,858,888
1,163,673	8,865,324	6,345,571	53,131	867,061	10,933,003	106,957,910	78,586,516
35,281	3,206,143	2,471,101	5,231	669,756	689,156	58,236,012	44,045,091
1,128,392	5,659,181	3,874,470	48,969	197,305	10,243,847	48,721,896	34,541,425
29,708	616,396	540,270	105	2,968	26,935	463,736	390,653
2,265	253,873	216,210	20	2,406	2,634	283,405	231,448
27,443	362,523	324,060	91	562	24,301	180,332	159,204
1,732,847	12,681,724	9,637,085	13,741	138,582	2,674,134	33,898,072	26,866,489
36,350	7,039,148	5,817,082	2,204	93,266	120,979	24,982,146	20,772,151
1,696,497	5,642,576	3,820,003	12,421	45,316	2,553,155	8,915,926	6,094,339
2,842,311	15,002,398	9,380,881	104,915	250,784	4,676,524	22,619,504	14,802,418
17,885	1,888,214	1,251,243	2,485	10,985	26,206	2,647,131	1,873,210
2,824,426	13,114,184	8,129,638	103,310	239,799	4,650,318	19,972,372	12,929,209
3,206,155	17,282,456	10,945,997	36,145	143,458	6,561,370	36,666,225	23,985,461
32,048	5,161,546	3,487,667	4,987	35,615	80,122	12,128,200	8,431,302
3,174,107	12,120,910	7,458,330	33,273	107,843	6,481,248	24,538,025	15,554,157
3,439,943	26,110,253	17,709,751	120,179	502,045	7,212,701	45,878,480	31,621,459
52,812	7,164,308	5,264,667	4,869	44,918	91,599	10,802,506	7,942,711
3,387,131	18,945,945	12,445,084	119,118	457,127	7,121,102	35,075,971	23,678,748
1,553,271	119,361,397	91,645,102	35,260	4,278,922	5,730,972	494,479,003	379,058,860
956,327	114,967,697	88,857,092	25,739	4,186,485	4,342,115	485,513,899	373,303,726
596,944	4,393,700	2,788,009	11,402	92,437	1,388,857	8,965,103	5,755,136
21,411,221	97,765,185	72,376,721	351,915	1,820,430	46,493,636	216,606,848	159,820,521
263,399	41,655,431	33,315,992	12,378	536,571	679,358	94,774,803	74,570,327
21,147,822	56,109,754	39,060,728	346,252	1,283,859	45,814,278	121,832,044	85,250,194
546,620	6,374,620	4,643,904	86,565	180,008	800,976	8,905,238	6,579,387
144	28,010	21,906	70	230	532	62,126	47,539
546,476	6,346,611	4,621,999	86,523	179,778	800,444	8,843,112	6,531,848
2,144,066	24,979,342	18,843,900	413,927	950,664	3,907,561	42,934,608	33,021,489
1,307	287,823	228,406	667	2,022	3,388	594,022	468,085
2,142,759	24,691,519	18,615,494	413,627	948,642	3,904,173	42,340,586	32,553,402
1,429,020	16,747,213	12,061,517	193,087	508,280	2,412,089	27,973,687	20,514,556
3,802	689,683	535,296	695	3,771	8,529	1,467,025	1,137,823
1,425,218	16,057,530	11,526,221	192,897	504,509	2,403,560	26,506,662	19,376,732
3,832,361	205,487,266	157,162,295	414,375	1,360,771	5,797,003	304,113,035	233,302,267
198,224	134,126,676	107,463,817	115,947	181,380	305,132	199,391,912	159,855,594
3,634,137	71,360,591	49,698,478	392,375	1,179,391	5,491,871	104,721,124	73,446,672
167,011	5,201,363	3,659,921	6,934	20,030	181,923	5,252,471	3,714,932
5,063	2,547,109	2,023,148	641	2,471	6,144	2,561,180	2,034,703
161,948	2,654,255	1,636,773	6,821	17,559	175,779	2,691,292	1,680,230
3,598,168	56,875,528	37,693,246	231,903	842,082	6,783,003	102,341,059	69,216,661
6,667	2,113,776	1,559,292	2,010	5,594	12,891	3,383,823	2,515,083
3,591,501	54,761,752	36,133,954	231,613	836,488	6,770,112	98,957,235	66,701,579
153,264	1,638,901	972,608	5,054	13,582	255,914	2,420,682	1,447,947
4,093	539,671	373,148	317	1,391	4,269	711,025	486,529
149,171	1,099,230	599,460	4,984	12,191	251,645	1,709,657	961,418
695,440	11,641,101	8,351,547	101,565	174,105	951,690	15,646,474	11,419,168
348	274,067	219,433	255	871	1,004	372,718	294,315
695,092	11,367,034	8,132,114	101,490	173,234	950,686	15,273,756	11,124,854
6,803	146,560	93,933	1,515	4,936	25,743	440,795	306,574
143	26,375	19,121	33	1,780	1,839	161,336	123,994
6,660	120,185	74,812	1,487	3,156	23,904	279,459	182,580
14,711,582	174,131,200	126,888,130	729,408	2,353,455	25,573,823	312,340,697	237,804,400
46,956	19,381,523	15,323,390	8,424	37,148	74,762	23,490,924	18,609,093
14,664,626	154,749,678	111,564,740	728,371	2,316,307	25,499,061	288,849,773	219,195,305
930,456	12,393,565	8,949,113	90,689	377,915	1,662,527	17,712,714	13,003,769
17,645	3,627,978	2,762,546	1,023	5,686	15,386	2,979,916	2,252,010
912,811	8,765,587	6,186,567	90,519	372,229	1,647,141	14,732,799	10,751,761

Note : Based on the Treatment Month (excluding herbal medicine, including pharmacy in Treatment Days Treatment Amount and Benefit Amount)

제VI-2표  
Table VI-2

298 질병분류별  
Benefits by Classification of 298

구 분 Division			총 계 G.T				0 세	
			진료실인원수 Patients	입내원일수 Visits	요양급여일수 Reimbursed Days	진료비 Medical Expense	급여비 Benefit	진료실인원수 Patients
141	계	S.T	728,222	1,557,829	11,045,735	171,075,652	106,754,384	2,005
	입원	I.P	10,155	54,509	147,511	41,525,411	27,582,913	40
	외래	O.P	727,323	1,503,320	10,898,224	129,550,242	79,171,472	2,002
142	계	S.T	3,633,350	8,433,343	60,418,581	538,864,107	367,179,054	9,403
	입원	I.P	64,198	222,754	620,579	73,841,993	51,497,784	29
	외래	O.P	3,609,312	8,210,589	59,798,002	465,022,113	315,681,270	9,401
143	계	S.T	1,658	5,887	134,850	716,903	518,189	-
	입원	I.P	67	2,078	2,536	243,562	187,916	-
	외래	O.P	1,600	3,809	132,314	473,341	330,273	-
144	계	S.T	23,034	117,637	6,800,299	58,021,090	46,877,287	31
	입원	I.P	1,850	33,215	62,720	41,907,673	37,088,223	2
	외래	O.P	22,484	84,422	6,737,579	16,113,417	9,789,064	29
145	계	S.T	7,014,129	48,049,856	1,897,251,536	4,268,177,964	3,052,669,309	4
	입원	I.P	41,981	868,186	1,519,473	81,460,784	60,350,473	-
	외래	O.P	6,995,536	47,181,670	1,895,732,063	4,186,717,180	2,992,318,836	4
146	계	S.T	358,717	1,528,636	82,777,894	227,146,616	152,646,234	2
	입원	I.P	5,022	84,335	138,999	16,218,613	12,520,946	-
	외래	O.P	356,148	1,444,301	82,638,895	210,928,003	140,125,289	2
147	계	S.T	132,028	707,309	36,187,394	550,268,563	467,652,494	1
	입원	I.P	31,184	282,094	695,625	406,066,020	373,562,212	1
	외래	O.P	123,053	425,215	35,491,769	144,202,543	94,090,282	-
148	계	S.T	921,127	3,674,784	231,447,779	1,392,900,734	1,059,269,896	14
	입원	I.P	117,133	564,139	2,375,211	633,834,569	566,768,576	1
	외래	O.P	896,516	3,110,645	229,072,568	759,066,165	492,501,320	14
149	계	S.T	20,655	182,595	3,783,118	54,225,038	41,013,690	-
	입원	I.P	5,771	119,506	188,933	40,235,111	32,079,539	-
	외래	O.P	18,103	63,089	3,594,185	13,989,927	8,934,151	-
150	계	S.T	517,501	2,115,240	99,606,739	793,547,345	616,819,841	406
	입원	I.P	64,191	408,171	945,758	443,648,198	394,639,219	151
	외래	O.P	491,865	1,707,069	98,660,981	349,899,147	222,180,622	312
151	계	S.T	169,241	1,105,526	29,042,119	313,779,041	236,471,101	34
	입원	I.P	31,760	573,262	955,002	201,733,600	163,046,597	11
	외래	O.P	153,834	532,264	28,087,117	112,045,442	73,424,504	25
152	계	S.T	190,255	943,602	35,723,361	521,265,714	430,427,829	362
	입원	I.P	20,243	359,346	655,810	359,938,623	308,594,269	55
	외래	O.P	184,675	584,256	35,067,551	161,327,091	121,833,560	330
153	계	S.T	102,105	3,704,234	22,687,026	924,961,085	759,643,905	63
	입원	I.P	36,463	3,272,104	3,901,970	850,316,424	712,602,730	20
	외래	O.P	81,000	432,130	18,785,056	74,644,661	47,041,175	54
154	계	S.T	520,828	8,920,840	133,791,432	1,927,879,420	1,462,509,302	27
	입원	I.P	104,954	6,777,125	8,533,824	1,425,478,262	1,133,511,477	7
	외래	O.P	478,564	2,143,715	125,257,608	502,401,158	328,997,825	27
155	계	S.T	23,081	141,678	2,247,397	26,082,268	17,663,658	3
	입원	I.P	4,410	86,689	104,894	14,783,018	10,927,829	1
	외래	O.P	19,177	54,989	2,142,503	11,299,251	6,735,829	2
156	계	S.T	586,870	2,742,971	93,700,401	759,778,911	559,039,725	3
	입원	I.P	65,967	949,725	2,022,050	403,544,740	339,200,863	-
	외래	O.P	568,606	1,793,246	91,678,351	356,234,171	219,838,862	3
157	계	S.T	113,829	401,277	18,635,457	105,219,722	75,222,818	-
	입원	I.P	5,893	82,572	164,449	53,180,918	41,640,067	-
	외래	O.P	112,225	318,705	18,471,008	52,038,805	33,582,752	-
158	계	S.T	250,073	612,713	19,987,250	63,812,507	45,881,882	24
	입원	I.P	1,742	27,101	52,309	11,175,484	8,943,487	1
	외래	O.P	249,363	585,612	19,934,941	52,637,023	36,938,395	23
159	계	S.T	7,380	35,258	1,016,046	13,004,262	9,751,693	1
	입원	I.P	1,109	16,622	29,928	9,909,141	7,725,414	1
	외래	O.P	6,764	18,636	986,118	3,095,121	2,026,279	-
160	계	S.T	76,712	378,325	10,704,165	238,407,250	197,036,945	76
	입원	I.P	11,151	175,242	325,310	200,226,502	174,172,974	-
	외래	O.P	73,432	203,083	10,378,855	38,180,748	22,863,971	76

주 : 진료일 기준 (한의원료 제외, 요양급여일수, 진료비와 급여비는 약국포함)

# 연령별 진료현황(총계) <계속>

Disease Categories by Age(Total) <Cont'd>

(단위 : 명, 일, 천원)

Unit : Person, Day, KRW 1,000

0Age			1 ~ 4세				
요양급여일수 Reimbursed Days	진료비 Medical Expense	급여비 Benefit	진료실인원수 Patients	입내원일수 Visits	요양급여일수 Reimbursed Days	진료비 Medical Expense	급여비 Benefit
4,267	730,960	647,235	3,374	11,657	17,187	4,765,933	4,111,652
262	352,759	325,409	215	878	2,396	3,674,848	3,313,580
4,005	378,200	321,826	3,338	10,779	14,791	1,091,085	798,072
29,518	694,415	613,407	59,880	99,097	298,635	4,227,405	3,417,650
189	32,136	27,606	233	519	1,559	481,999	415,852
29,329	662,279	585,800	59,775	98,578	297,076	3,745,406	3,001,798
57	158	125	2	2	997	3,276	2,652
-	-	-	-	-	-	-	-
57	158	125	2	2	997	3,276	2,652
229	19,171	17,550	110	144	1,802	63,579	53,522
12	8,909	8,887	2	14	36	28,194	26,161
217	10,261	8,663	109	130	1,766	35,384	27,361
248	559	504	37	51	1,259	3,571	3,003
-	-	-	-	-	-	-	-
248	559	504	37	51	1,259	3,571	3,003
11	328	306	14	56	1,969	10,926	8,463
-	-	-	1	25	35	6,737	4,740
11	328	306	14	31	1,934	4,189	3,723
25	5,541	5,520	5	5	459	1,165	923
6	5,475	5,468	-	-	-	-	-
19	66	52	5	5	459	1,165	923
763	8,299	6,928	63	124	6,026	33,538	23,455
92	1,356	1,281	3	10	17	4,710	4,008
671	6,943	5,646	63	114	6,009	28,828	19,446
-	-	-	2	63	231	35,956	32,522
-	-	-	2	52	70	35,025	31,662
-	-	-	1	11	161	931	860
10,969	1,808,843	1,718,905	853	3,245	31,803	1,188,800	1,067,931
2,791	1,710,345	1,636,852	136	1,203	2,070	995,562	934,708
8,178	98,498	82,053	767	2,042	29,733	193,237	133,223
1,371	146,968	140,212	45	771	3,762	1,346,870	1,259,006
136	134,466	129,856	14	657	773	1,329,008	1,244,483
1,235	12,503	10,357	38	114	2,989	17,862	14,523
4,751	2,110,916	2,003,596	1,054	5,045	45,961	4,726,247	4,382,212
1,544	1,954,649	1,869,660	85	2,809	3,773	4,217,379	3,972,454
3,207	156,267	133,936	1,019	2,236	42,188	508,868	409,757
1,618	263,046	250,412	234	3,839	13,778	760,598	689,344
457	242,530	232,462	45	1,620	2,238	605,176	566,052
1,161	20,517	17,950	213	2,219	11,540	155,422	123,292
783	95,840	91,738	146	3,544	9,629	390,638	333,661
132	75,688	74,966	24	1,053	1,396	237,867	217,073
651	20,152	16,772	141	2,491	8,233	152,771	116,588
12	8,638	8,606	6	25	32	2,231	1,844
9	8,529	8,507	1	2	9	447	425
3	109	98	5	23	23	1,784	1,419
81	1,511	1,213	50	1,037	4,201	468,945	421,998
-	-	-	15	709	1,130	425,604	385,673
81	1,511	1,213	50	328	3,071	43,341	36,325
-	-	-	1	9	338	1,047	620
-	-	-	-	-	-	-	-
-	-	-	1	9	338	1,047	620
61	5,325	5,015	64	94	469	7,249	5,799
5	2,729	2,720	1	1	1	138	131
56	2,596	2,295	63	93	468	7,111	5,669
11	6,888	6,566	2	3	213	105	75
11	6,888	6,566	-	-	-	-	-
-	-	-	2	3	213	105	75
89	2,063	1,825	257	344	806	48,689	41,836
-	-	-	6	18	43	32,436	30,771
89	2,063	1,825	254	326	763	16,254	11,064

Note : Based on the Treatment Month (excluding herbal medicine, including pharmacy in Treatment Days Treatment Amount and Benefit Amount)

제VI-2표  
Table VI-2

298 질병분류별  
Benefits by Classification of 298

구 분 Division			5 ~ 9 세				10 세 ~		
			진료실인원수 Patients	입내원일수 Visits	요양급여일수 Reimbursed Days	진료비 Medical Expense	급여비 Benefit	진료실인원수 Patients	입내원일수 Visits
141	계	S.T	5,855	13,604	27,095	2,218,066	1,525,917	10,867	19,891
	입원	I.P	121	458	1,634	1,024,095	846,337	193	845
	외래	O.P	5,844	13,146	25,461	1,193,971	679,580	10,856	19,046
142	계	S.T	92,947	144,412	449,775	5,339,259	3,835,466	110,668	179,316
	입원	I.P	160	383	1,199	258,276	221,266	247	748
	외래	O.P	92,873	144,029	448,576	5,080,983	3,614,200	110,576	178,568
143	계	S.T	13	31	792	8,651	6,914	18	36
	입원	I.P	1	11	18	4,770	4,439	-	-
	외래	O.P	13	20	774	3,881	2,475	18	36
144	계	S.T	109	172	1,588	26,370	15,802	70	136
	입원	I.P	3	6	41	2,508	2,163	1	7
	외래	O.P	108	166	1,547	23,863	13,639	70	129
145	계	S.T	238	325	3,210	15,225	8,638	783	1,407
	입원	I.P	-	-	-	-	-	20	49
	외래	O.P	238	325	3,210	15,225	8,638	774	1,358
146	계	S.T	87	255	7,698	53,601	41,707	320	1,179
	입원	I.P	7	43	109	28,516	26,700	13	43
	외래	O.P	85	212	7,589	25,084	15,007	319	1,136
147	계	S.T	3	5	69	256	156	6	6
	입원	I.P	-	-	-	-	-	-	-
	외래	O.P	3	5	69	256	156	6	6
148	계	S.T	99	268	10,488	93,433	72,270	189	389
	입원	I.P	13	66	683	58,192	53,890	16	93
	외래	O.P	91	202	9,805	35,242	18,380	183	296
149	계	S.T	-	-	-	-	-	5	36
	입원	I.P	-	-	-	-	-	1	27
	외래	O.P	-	-	-	-	-	5	9
150	계	S.T	1,555	4,129	68,866	1,010,915	807,997	2,585	7,387
	입원	I.P	174	705	1,328	714,558	657,968	459	1,568
	외래	O.P	1,493	3,424	67,538	296,357	150,028	2,473	5,819
151	계	S.T	33	195	4,991	561,458	523,064	30	120
	입원	I.P	5	148	188	552,845	517,099	7	88
	외래	O.P	28	47	4,803	8,613	5,965	25	32
152	계	S.T	1,052	2,713	58,060	1,087,143	923,611	1,011	3,394
	입원	I.P	57	542	1,643	653,831	606,250	91	1,337
	외래	O.P	1,035	2,171	56,417	433,312	317,361	987	2,057
153	계	S.T	133	4,081	10,921	1,067,015	946,036	158	3,625
	입원	I.P	48	2,102	2,847	920,450	848,799	58	1,966
	외래	O.P	120	1,979	8,074	146,565	97,238	130	1,659
154	계	S.T	113	2,236	10,057	268,905	223,184	85	1,655
	입원	I.P	21	541	703	177,439	164,569	19	819
	외래	O.P	106	1,695	9,354	91,466	58,615	81	836
155	계	S.T	7	25	25	8,973	6,914	17	95
	입원	I.P	1	19	19	8,826	6,865	2	2
	외래	O.P	6	6	6	148	49	15	93
156	계	S.T	383	5,467	26,392	1,770,705	1,588,751	713	6,117
	입원	I.P	132	1,992	4,672	1,411,015	1,286,118	133	1,883
	외래	O.P	374	3,475	21,720	359,690	302,634	698	4,234
157	계	S.T	-	-	2	16	14	5	44
	입원	I.P	-	-	-	-	-	1	12
	외래	O.P	-	-	2	16	14	5	32
158	계	S.T	79	119	316	8,689	4,733	521	739
	입원	I.P	1	1	1	75	71	2	4
	외래	O.P	78	118	315	8,614	4,661	521	735
159	계	S.T	7	14	19	1,963	1,506	4	6
	입원	I.P	1	5	10	1,408	1,301	-	-
	외래	O.P	6	9	9	555	205	4	6
160	계	S.T	412	649	4,237	39,195	23,281	422	1,070
	입원	I.P	7	24	64	8,911	7,925	15	197
	외래	O.P	409	625	4,173	30,284	15,356	415	873

주 : 진료일 기준 (한의원료 제외, 요양급여일수, 진료비와 급여비는 약국포함)



# 연령별 진료현황(총계) <계속>

Disease Categories by Age(Total) <Cont'd>

(단위 : 명, 일, 천원)

Unit : Person, Day, KRW 1,000

14 세			15 ~ 19 세				
요양급여일수 Reimbursed Days	진료비 Medical Expense	급여비 Benefit	진료실인원수 Patients	입내원일수 Visits	요양급여일수 Reimbursed Days	진료비 Medical Expense	급여비 Benefit
67,854	3,128,280	2,005,776	17,984	32,654	145,240	4,724,399	3,031,369
2,674	995,878	779,200	230	1,137	3,278	1,339,370	968,045
65,180	2,132,403	1,226,575	17,966	31,517	141,962	3,385,028	2,063,324
598,587	7,545,725	5,233,264	146,995	259,785	922,326	11,868,437	8,161,843
1,979	278,359	245,325	594	2,072	5,166	660,622	479,615
596,608	7,267,366	4,987,939	146,764	257,713	917,160	11,207,814	7,682,228
689	3,966	2,367	18	104	870	6,058	2,981
-	-	-	1	1	3	366	293
689	3,966	2,367	17	103	867	5,692	2,689
1,420	35,928	27,918	86	172	2,186	20,503	11,113
23	20,115	18,806	1	1	4	489	464
1,397	15,813	9,112	86	171	2,182	20,014	10,649
17,380	101,140	64,459	3,078	8,591	203,180	681,369	433,196
113	19,832	17,825	56	183	626	76,782	60,695
17,267	81,308	46,633	3,062	8,408	202,554	604,586	372,501
28,372	143,550	84,393	804	2,775	86,243	369,315	211,016
115	26,744	24,275	39	131	618	62,685	50,776
28,257	116,806	60,118	792	2,644	85,625	306,631	160,241
43	1,221	774	27	49	475	15,349	12,371
-	-	-	1	12	12	9,516	8,746
43	1,221	774	27	37	463	5,833	3,625
12,694	158,851	131,005	791	1,221	17,409	285,628	213,180
224	114,247	105,736	60	159	690	148,087	131,844
12,470	44,605	25,269	750	1,062	16,719	137,541	81,336
62	12,796	11,231	33	246	2,391	107,825	82,982
41	11,467	10,592	15	160	339	84,410	66,265
21	1,329	638	27	86	2,052	23,416	16,717
123,685	2,643,268	2,243,468	5,572	13,765	175,647	5,517,675	4,653,422
3,671	2,150,604	2,002,932	691	2,595	5,341	4,582,529	4,156,978
120,014	492,664	240,536	5,384	11,170	170,306	935,145	496,444
1,363	60,272	52,232	166	488	9,599	226,520	183,748
138	54,235	48,533	15	195	314	134,488	117,449
1,225	6,037	3,699	158	293	9,285	92,032	66,299
59,271	2,131,627	1,877,799	2,063	7,210	117,313	4,720,418	4,056,563
2,566	1,513,419	1,401,534	241	2,958	5,846	3,108,602	2,780,787
56,705	618,208	476,266	2,013	4,252	111,467	1,611,816	1,275,777
10,675	1,261,816	1,118,198	222	4,381	22,294	1,654,386	1,410,737
3,211	1,146,479	1,055,883	92	3,091	4,798	1,523,475	1,338,276
7,464	115,338	62,315	183	1,290	17,496	130,911	72,461
10,857	315,172	254,552	149	2,082	19,670	594,504	478,910
1,106	240,567	208,339	31	1,028	1,715	489,850	421,421
9,751	74,604	46,214	140	1,054	17,955	104,654	57,489
400	8,466	4,668	40	143	959	36,855	25,715
2	787	740	9	29	45	23,408	19,450
398	7,679	3,928	35	114	914	13,447	6,265
46,981	1,845,532	1,637,936	1,135	5,924	83,192	1,548,819	1,281,805
4,423	1,307,960	1,194,291	174	1,501	4,048	875,870	759,714
42,558	537,572	443,645	1,109	4,423	79,144	672,949	522,091
1,895	9,631	6,864	56	144	3,012	37,610	28,415
42	4,969	4,484	4	19	80	25,778	21,682
1,853	4,662	2,381	55	125	2,932	11,832	6,733
5,625	42,725	26,195	1,810	2,638	25,602	152,311	98,133
4	968	864	5	23	101	18,132	15,150
5,621	41,758	25,330	1,809	2,615	25,501	134,179	82,982
39	384	188	16	23	76	2,231	1,252
-	-	-	-	-	-	-	-
39	384	188	16	23	76	2,231	1,252
5,582	162,877	126,042	412	849	10,708	239,717	196,036
590	109,158	100,818	19	95	257	178,144	162,146
4,992	53,719	25,224	404	754	10,451	61,573	33,890

Note : Based on the Treatment Month (excluding herbal medicine, including pharmacy in Treatment Days Treatment Amount and Benefit Amount)

제VI-2표  
Table VI-2

298 질병분류별  
Benefits by Classification of 298

구 분 Division			20 ~ 24 세				25 세 ~		
			진료실인원수 Patients	입내원일수 Visits	요양급여일수 Reimbursed Days	진료비 Medical Expense	급여비 Benefit	진료실인원수 Patients	입내원일수 Visits
141	계	S.T	23,919	42,879	220,846	5,032,809	3,043,108	30,462	56,836
	입원	I.P	296	1,354	3,993	893,771	525,086	371	1,669
	외래	O.P	23,883	41,525	216,853	4,139,038	2,518,022	30,424	55,167
142	계	S.T	171,413	306,140	1,115,766	14,651,449	9,944,587	211,512	381,522
	입원	I.P	858	2,362	6,599	859,689	611,312	1,211	3,146
	외래	O.P	171,037	303,778	1,109,167	13,791,759	9,333,275	211,010	378,376
143	계	S.T	29	68	1,188	6,582	4,238	45	98
	입원	I.P	1	11	21	2,142	1,659	-	-
	외래	O.P	28	57	1,167	4,441	2,578	45	98
144	계	S.T	116	221	6,141	49,595	36,621	163	394
	입원	I.P	4	15	42	23,225	21,254	6	95
	외래	O.P	113	206	6,099	26,370	15,366	159	299
145	계	S.T	10,074	34,142	1,172,116	2,627,917	1,774,629	25,336	99,919
	입원	I.P	118	451	1,815	114,900	87,520	208	792
	외래	O.P	10,032	33,691	1,170,301	2,513,017	1,687,109	25,241	99,127
146	계	S.T	1,254	3,659	176,465	505,360	295,612	2,016	6,352
	입원	I.P	35	101	430	52,745	38,432	71	405
	외래	O.P	1,244	3,558	176,035	452,615	257,180	1,998	5,947
147	계	S.T	67	207	5,494	159,645	136,808	155	835
	입원	I.P	17	82	365	131,699	118,972	47	405
	외래	O.P	62	125	5,129	27,946	17,836	148	430
148	계	S.T	1,897	3,063	52,264	587,573	394,036	2,950	5,415
	입원	I.P	211	391	1,342	237,328	192,124	326	723
	외래	O.P	1,739	2,672	50,922	350,245	201,912	2,740	4,692
149	계	S.T	129	858	16,929	351,878	266,413	295	1,916
	입원	I.P	42	404	941	273,198	222,806	92	833
	외래	O.P	118	454	15,988	78,680	43,607	275	1,083
150	계	S.T	7,257	16,579	229,448	6,460,441	5,419,797	9,860	22,414
	입원	I.P	826	3,178	6,487	5,339,048	4,803,839	1,036	3,534
	외래	O.P	6,948	13,401	222,961	1,121,393	615,959	9,453	18,880
151	계	S.T	387	1,099	28,035	510,144	416,605	748	2,749
	입원	I.P	35	308	748	377,957	331,179	76	1,012
	외래	O.P	365	791	27,287	132,188	85,426	715	1,737
152	계	S.T	2,372	7,954	176,859	4,717,046	4,009,934	3,237	10,626
	입원	I.P	237	2,829	5,640	2,354,523	2,059,289	279	3,206
	외래	O.P	2,310	5,125	171,219	2,362,523	1,950,645	3,168	7,420
153	계	S.T	312	6,800	38,535	2,679,677	2,246,379	557	15,752
	입원	I.P	119	4,628	6,970	2,459,600	2,127,531	223	12,174
	외래	O.P	268	2,172	31,565	220,078	118,848	472	3,578
154	계	S.T	335	4,746	59,645	1,233,293	919,815	721	6,915
	입원	I.P	100	2,555	4,289	964,060	768,208	186	3,690
	외래	O.P	310	2,191	55,356	269,233	151,607	678	3,225
155	계	S.T	65	195	1,078	38,047	18,927	122	214
	입원	I.P	11	15	35	9,336	5,817	27	44
	외래	O.P	55	180	1,043	28,710	13,110	100	170
156	계	S.T	1,579	7,676	124,686	2,596,166	2,092,850	2,656	11,683
	입원	I.P	254	2,546	6,271	1,743,440	1,498,094	463	4,167
	외래	O.P	1,526	5,130	118,415	852,727	594,756	2,560	7,516
157	계	S.T	102	183	5,799	33,327	21,923	233	544
	입원	I.P	4	22	114	15,790	11,739	8	62
	외래	O.P	99	161	5,685	17,537	10,184	230	482
158	계	S.T	2,323	3,530	47,520	256,158	165,910	3,189	5,230
	입원	I.P	8	90	187	30,571	24,090	13	185
	외래	O.P	2,322	3,440	47,333	225,586	141,820	3,186	5,045
159	계	S.T	35	74	1,617	18,721	13,071	73	244
	입원	I.P	1	15	19	12,261	9,426	9	116
	외래	O.P	35	59	1,598	6,461	3,645	69	128
160	계	S.T	634	1,616	23,853	571,596	455,920	988	2,558
	입원	I.P	36	397	1,068	452,505	385,738	71	736
	외래	O.P	622	1,219	22,785	119,091	70,183	950	1,822

주 : 진료일 기준 (한의원료 제외, 요양급여일수, 진료비와 급여비는 약국포함)

# 연령별 진료현황(총계) <계속>

Disease Categories by Age(Total) <Cont'd>

(단위 : 명, 일, 천원)

Unit : Person, Day, KRW 1,000

29 세			30 ~ 34 세				
요양급여일수 Reimbursed Days	진료비 Medical Expense	급여비 Benefit	진료실인원수 Patients	입내원일수 Visits	요양급여일수 Reimbursed Days	진료비 Medical Expense	급여비 Benefit
301,652	6,461,785	3,970,097	30,627	61,909	353,685	6,752,215	4,209,019
5,014	1,220,605	737,975	399	1,789	4,973	1,133,019	740,046
296,638	5,241,180	3,232,122	30,592	60,120	348,712	5,619,196	3,468,973
1,439,613	19,894,210	13,510,790	196,464	366,967	1,514,371	21,495,993	14,557,733
8,977	1,120,333	800,498	1,532	3,622	11,106	1,365,757	937,241
1,430,636	18,773,877	12,710,292	195,853	363,345	1,503,265	20,130,236	13,620,493
2,739	8,616	5,369	49	78	2,391	12,819	8,690
-	-	-	1	8	15	2,813	2,123
2,739	8,616	5,369	48	70	2,376	10,006	6,566
13,861	118,902	86,764	263	659	27,101	281,692	228,156
124	66,000	55,483	11	119	175	193,574	175,074
13,737	52,902	31,280	257	540	26,926	88,118	53,082
3,601,414	7,952,579	5,471,699	55,677	258,360	9,839,888	21,449,106	14,862,751
5,262	252,808	187,986	402	1,541	7,806	450,563	342,549
3,596,152	7,699,770	5,283,714	55,526	256,819	9,832,082	20,998,544	14,520,202
310,848	1,054,580	652,909	3,678	11,688	624,543	1,748,485	1,093,551
1,309	205,813	155,831	84	390	1,164	195,129	148,083
309,539	848,768	497,077	3,650	11,298	623,379	1,553,356	945,468
20,865	698,313	603,675	402	2,208	90,613	1,864,579	1,591,278
1,065	591,502	536,077	137	813	2,614	1,437,358	1,320,358
19,800	106,810	67,598	379	1,395	87,999	427,221	270,920
109,465	1,142,425	783,593	4,249	8,988	255,876	2,515,620	1,822,624
2,487	468,424	384,274	603	1,329	5,851	1,247,920	1,058,067
106,978	674,001	399,319	3,900	7,659	250,025	1,267,700	764,557
43,228	672,921	494,316	382	3,085	56,106	1,040,611	778,777
1,921	476,180	384,520	115	1,801	3,054	802,266	641,760
41,307	196,741	109,796	360	1,284	53,052	238,345	137,017
365,625	7,302,518	5,972,727	10,241	27,764	549,038	10,333,841	8,493,551
7,637	5,614,213	5,019,993	1,263	4,878	11,354	8,068,814	7,214,641
357,988	1,688,305	952,734	9,800	22,886	537,684	2,265,026	1,278,910
69,320	1,086,406	835,534	1,286	4,628	146,507	1,412,107	996,457
1,907	749,927	631,990	155	1,325	2,818	717,828	559,769
67,413	336,479	203,544	1,234	3,303	143,689	694,280	436,688
275,622	7,177,536	6,172,740	4,001	14,341	389,217	9,791,356	8,437,839
7,346	3,941,009	3,510,840	323	4,441	8,682	5,442,673	4,855,384
268,276	3,236,527	2,661,900	3,929	9,900	380,535	4,348,683	3,582,455
85,678	5,145,559	4,318,448	977	28,993	157,422	10,679,805	9,003,046
16,782	4,756,392	4,095,216	415	23,494	32,164	9,958,817	8,587,376
68,896	389,167	223,232	825	5,499	125,258	720,989	415,670
137,857	2,163,645	1,619,399	1,324	15,404	282,077	4,869,165	3,641,251
7,251	1,605,131	1,291,601	351	9,588	16,488	3,781,532	2,990,034
130,606	558,514	327,798	1,254	5,816	265,589	1,087,632	651,217
3,359	75,294	41,154	149	278	3,671	92,837	52,761
129	24,945	16,201	40	65	196	48,604	30,858
3,230	50,349	24,953	116	213	3,475	44,234	21,903
225,576	4,053,255	3,173,693	4,433	18,668	364,081	6,416,931	4,968,927
12,226	2,711,495	2,291,481	764	6,018	17,976	4,223,402	3,590,562
213,350	1,341,759	882,212	4,297	12,650	346,105	2,193,529	1,378,365
19,534	120,559	86,546	422	933	30,928	176,731	121,093
159	62,658	51,157	8	107	232	80,698	64,184
19,375	57,901	35,389	418	826	30,696	96,034	56,909
79,713	407,169	277,074	3,577	6,380	113,969	581,618	412,895
289	76,672	61,585	24	341	802	132,709	107,725
79,424	330,498	215,488	3,567	6,039	113,167	448,908	305,170
4,373	75,828	53,318	93	239	5,207	61,552	45,168
236	61,333	44,395	5	32	68	39,487	31,616
4,137	14,495	8,923	92	207	5,139	22,065	13,552
41,208	1,866,363	1,619,942	1,252	3,598	71,333	2,386,773	2,004,026
1,699	1,663,199	1,504,352	106	1,133	2,271	2,062,337	1,814,244
39,509	203,164	115,590	1,217	2,465	69,062	324,437	189,781

Note : Based on the Treatment Month (excluding herbal medicine, including pharmacy in Treatment Days Treatment Amount and Benefit Amount)

제VI-2표  
Table VI-2

298 질병분류별  
Benefits by Classification of 298

구 분 Division			35 ~ 39 세				40 세 ~		
			진료실인원수 Patients	입내원일수 Visits	요양급여일수 Reimbursed Days	진료비 Medical Expense	급여비 Benefit	진료실인원수 Patients	입내원일수 Visits
141	계	S.T	30,365	64,129	397,369	6,961,578	4,330,090	36,488	82,002
	입원	I.P	419	1,985	5,553	1,332,113	803,807	590	3,145
	외래	O.P	30,327	62,144	391,816	5,629,465	3,526,283	36,454	78,857
142	계	S.T	189,092	370,467	1,765,090	23,834,467	16,067,204	220,440	456,628
	입원	I.P	1,970	4,972	15,013	1,787,522	1,252,150	3,189	9,377
	외래	O.P	188,299	365,495	1,750,077	22,046,945	14,815,055	219,308	447,251
143	계	S.T	83	138	3,622	15,152	10,496	102	194
	입원	I.P	1	5	10	2,221	1,728	3	7
	외래	O.P	82	133	3,612	12,931	8,769	99	187
144	계	S.T	335	890	49,329	337,278	266,619	580	1,909
	입원	I.P	11	92	239	212,762	191,763	27	317
	외래	O.P	333	798	49,090	124,516	74,856	567	1,592
145	계	S.T	122,742	639,576	25,975,292	54,858,822	38,129,463	275,258	1,540,578
	입원	I.P	533	1,646	9,964	478,617	357,088	1,041	3,793
	외래	O.P	122,562	637,930	25,965,328	54,380,205	37,772,375	274,916	1,536,785
146	계	S.T	6,692	22,075	1,310,274	3,604,021	2,311,929	12,263	41,274
	입원	I.P	137	702	2,280	369,516	290,736	153	907
	외래	O.P	6,643	21,373	1,307,994	3,234,504	2,021,193	12,216	40,367
147	계	S.T	1,164	6,495	288,536	6,157,492	5,291,898	3,136	16,139
	입원	I.P	412	2,489	8,427	4,830,135	4,441,259	991	5,511
	외래	O.P	1,084	4,006	280,109	1,327,357	850,639	2,965	10,628
148	계	S.T	6,730	18,141	728,636	6,499,458	4,917,885	14,710	47,294
	입원	I.P	1,185	3,105	15,683	3,525,843	3,070,061	2,720	8,487
	외래	O.P	6,214	15,036	712,953	2,973,615	1,847,824	13,774	38,807
149	계	S.T	463	2,671	68,808	1,136,741	877,555	609	3,243
	입원	I.P	131	1,265	2,917	869,218	719,659	131	1,300
	외래	O.P	428	1,406	65,891	267,523	157,896	579	1,943
150	계	S.T	11,610	34,942	884,657	13,212,846	10,805,977	17,339	55,439
	입원	I.P	1,471	6,855	16,036	10,087,162	9,011,074	2,285	8,172
	외래	O.P	11,114	28,087	868,621	3,125,683	1,794,902	16,623	47,267
151	계	S.T	1,942	7,203	256,792	2,617,336	1,941,044	2,939	11,658
	입원	I.P	237	1,850	4,360	1,403,991	1,171,716	368	3,575
	외래	O.P	1,863	5,353	252,432	1,213,345	769,327	2,800	8,083
152	계	S.T	4,879	19,328	626,881	11,654,195	9,960,851	6,972	28,415
	입원	I.P	424	5,934	11,789	6,733,457	5,989,703	579	8,154
	외래	O.P	4,795	13,394	615,092	4,920,738	3,971,149	6,854	20,261
153	계	S.T	1,589	45,577	296,078	16,724,503	14,075,942	3,361	99,413
	입원	I.P	616	36,203	48,415	15,459,806	13,328,101	1,219	81,161
	외래	O.P	1,356	9,374	247,663	1,264,698	747,841	2,862	18,252
154	계	S.T	2,620	34,834	625,462	9,922,849	7,453,790	5,788	67,626
	입원	I.P	684	21,378	36,141	7,542,445	5,994,358	1,341	41,206
	외래	O.P	2,483	13,456	589,321	2,380,404	1,459,432	5,512	26,420
155	계	S.T	262	624	10,612	207,483	123,099	467	1,007
	입원	I.P	66	228	623	115,190	75,825	112	262
	외래	O.P	203	396	9,989	92,292	47,273	371	745
156	계	S.T	7,353	30,744	719,387	10,577,753	8,093,940	14,510	58,346
	입원	I.P	1,213	10,355	31,440	6,855,088	5,832,726	2,337	19,087
	외래	O.P	7,113	20,389	687,947	3,722,665	2,261,214	14,028	39,259
157	계	S.T	817	1,981	92,058	316,059	204,458	2,036	5,277
	입원	I.P	10	126	260	61,981	46,702	47	405
	외래	O.P	814	1,855	91,798	254,077	157,756	2,023	4,872
158	계	S.T	4,641	8,483	179,671	770,688	543,537	8,026	16,690
	입원	I.P	26	308	873	155,281	130,255	32	728
	외래	O.P	4,638	8,175	178,798	615,408	413,282	8,015	15,962
159	계	S.T	119	338	9,257	116,508	83,629	194	486
	입원	I.P	9	99	248	87,411	66,011	14	106
	외래	O.P	117	239	9,009	29,097	17,618	190	380
160	계	S.T	1,569	6,393	126,456	3,919,778	3,299,578	2,473	10,851
	입원	I.P	183	2,602	5,601	3,355,507	2,960,647	384	4,540
	외래	O.P	1,524	3,791	120,855	564,271	338,932	2,380	6,311

주 : 진료일 기준 (한의원료 제외, 요양급여일수, 진료비와 급여비는 약국포함)

# 연령별 진료현황(총계) <계속>

## Disease Categories by Age(Total) <Cont'd>

(단위 : 명, 일, 천원)

Unit : Person, Day, KRW 1,000

44 세			45 ~ 49 세				
요양급여일수 Reimbursed Days	진료비 Medical Expense	급여비 Benefit	진료실인원수 Patients	입내원일수 Visits	요양급여일수 Reimbursed Days	진료비 Medical Expense	급여비 Benefit
538,367	8,994,693	5,618,688	38,125	90,707	669,228	10,056,396	6,171,493
8,242	1,822,034	1,185,643	727	3,856	10,596	2,214,124	1,409,546
530,125	7,172,659	4,433,045	38,071	86,851	658,632	7,842,272	4,761,948
2,454,341	30,920,853	20,739,512	227,336	505,449	3,122,272	34,792,782	23,202,492
27,939	3,283,297	2,285,222	4,214	12,534	37,156	4,419,683	3,063,249
2,426,402	27,637,556	18,454,290	225,726	492,915	3,085,116	30,373,099	20,139,243
5,635	20,653	14,008	131	249	7,575	29,428	19,730
50	2,021	1,595	3	14	28	3,352	2,620
5,585	18,631	12,413	129	235	7,547	26,076	17,110
126,316	844,841	668,433	1,044	4,193	288,393	1,921,082	1,519,123
567	561,451	502,075	68	700	1,784	1,310,296	1,164,735
125,749	283,389	166,358	1,032	3,493	286,609	610,786	354,388
64,576,787	132,896,307	92,700,344	454,682	2,719,820	115,344,591	235,208,059	164,573,355
22,640	662,510	476,547	1,557	5,869	38,421	1,076,286	801,064
64,554,147	132,233,797	92,223,797	454,186	2,713,951	115,306,170	234,131,773	163,772,292
2,637,694	6,596,285	4,259,278	18,018	62,784	4,111,752	9,669,337	6,277,862
2,922	445,505	349,451	170	936	2,938	435,548	337,954
2,634,772	6,150,780	3,909,827	17,946	61,848	4,108,814	9,233,789	5,939,908
822,839	14,776,134	12,608,873	6,101	30,430	1,680,252	26,855,068	22,840,115
19,273	11,138,715	10,268,630	1,667	10,016	33,949	19,691,393	18,197,079
803,566	3,637,419	2,340,243	5,795	20,414	1,646,303	7,163,674	4,643,036
2,330,226	18,481,832	14,171,494	26,332	91,749	5,275,063	38,018,736	29,297,698
42,958	10,153,581	8,904,843	4,538	14,404	77,807	20,006,030	17,766,700
2,287,268	8,328,251	5,266,651	25,073	77,345	5,197,256	18,012,706	11,530,998
106,041	1,240,979	943,358	712	3,761	139,826	1,424,360	1,072,517
2,838	861,943	718,610	143	1,310	2,954	926,167	763,641
103,203	379,036	224,748	677	2,451	136,872	498,193	308,876
1,846,706	21,391,121	17,512,214	21,285	74,953	2,908,839	31,204,601	25,544,466
23,748	15,575,000	14,103,588	2,886	12,910	35,806	22,493,123	20,334,900
1,822,958	5,816,121	3,408,626	20,357	62,043	2,873,033	8,711,478	5,209,567
447,392	3,978,639	2,909,177	4,078	16,201	651,916	5,340,885	3,907,467
8,055	2,079,272	1,687,153	485	4,009	10,537	2,677,588	2,192,761
439,337	1,899,367	1,222,024	3,894	12,192	641,379	2,663,297	1,714,706
1,071,942	17,232,397	14,724,371	8,775	34,676	1,551,926	19,351,282	16,378,465
15,843	9,111,758	8,110,450	719	8,495	19,001	10,341,812	9,190,776
1,056,099	8,120,640	6,613,921	8,634	26,181	1,532,925	9,009,470	7,187,689
705,720	32,677,108	27,254,056	5,544	179,143	1,250,477	57,239,325	47,884,688
107,127	30,074,191	25,678,533	1,978	149,803	192,901	52,797,224	45,151,161
598,593	2,602,917	1,575,523	4,702	29,340	1,057,576	4,442,101	2,733,527
1,436,918	19,900,420	14,962,040	10,999	127,798	2,846,368	35,587,478	26,669,295
70,491	14,446,768	11,544,244	2,270	78,348	123,396	25,066,994	19,941,390
1,366,427	5,453,652	3,417,796	10,493	49,450	2,722,972	10,520,484	6,727,905
21,639	341,162	209,627	699	2,360	42,687	621,210	391,127
720	166,430	116,176	151	873	1,481	317,565	225,738
20,919	174,732	93,452	564	1,487	41,206	303,645	165,389
1,624,781	21,383,200	16,359,853	22,285	91,082	2,794,869	32,936,463	25,208,731
57,183	13,943,755	11,918,077	3,433	29,610	87,420	21,362,512	18,285,654
1,567,598	7,439,446	4,441,776	21,611	61,472	2,707,449	11,573,951	6,923,077
259,485	952,712	644,366	3,763	10,323	534,332	1,982,519	1,350,342
1,076	280,717	216,913	91	837	2,029	629,428	484,224
258,409	671,995	427,453	3,732	9,486	532,303	1,353,091	866,118
411,709	1,468,072	1,034,701	11,550	25,797	724,034	2,512,911	1,789,281
1,051	197,823	162,922	74	1,268	2,804	452,481	370,375
410,658	1,270,249	871,779	11,533	24,529	721,230	2,060,430	1,418,907
16,918	152,418	108,065	249	896	35,582	277,603	199,687
279	96,245	73,950	41	241	625	173,746	133,742
16,639	56,172	34,114	229	655	34,957	103,858	65,946
296,284	7,190,887	5,946,742	3,519	14,398	462,521	9,702,372	8,132,334
11,050	6,066,357	5,284,623	485	5,371	12,108	8,035,738	7,146,869
285,234	1,124,530	662,120	3,407	9,027	450,413	1,666,634	985,465

Note : Based on the Treatment Month (excluding herbal medicine, including pharmacy in Treatment Days Treatment Amount and Benefit Amount)

제VI-2표  
Table VI-2

298 질병분류별  
Benefits by Classification of 298

구 분 Division			50 ~ 54세				55세 ~		
			진료실인원수 Patients	입내원일수 Visits	요양급여일수 Reimbursed Days	진료비 Medical Expense	급여비 Benefit	진료실인원수 Patients	입내원일수 Visits
141	계	S.T	48,358	114,170	892,360	13,172,861	7,890,802	54,705	128,269
	입원	I.P	1,019	5,467	15,082	3,357,435	2,014,735	1,163	6,181
	외래	O.P	48,290	108,703	877,278	9,815,426	5,876,067	54,619	122,088
142	계	S.T	287,230	666,666	4,437,721	46,365,983	30,793,371	296,419	723,525
	입원	I.P	6,478	19,544	57,847	6,972,530	4,814,512	7,528	23,753
	외래	O.P	284,863	647,122	4,379,874	39,393,453	25,978,859	293,679	699,772
143	계	S.T	189	368	12,176	36,016	24,560	193	409
	입원	I.P	3	5	8	1,207	971	7	16
	외래	O.P	187	363	12,168	34,809	23,589	186	393
144	계	S.T	2,085	9,378	634,908	4,307,042	3,425,532	2,366	11,744
	입원	I.P	145	1,649	3,992	3,003,151	2,667,955	172	2,625
	외래	O.P	2,059	7,729	630,916	1,303,891	757,577	2,338	9,119
145	계	S.T	738,853	4,597,918	194,899,260	398,059,882	279,201,420	884,144	5,700,694
	입원	I.P	2,267	9,300	53,254	1,559,406	1,157,852	2,989	14,560
	외래	O.P	738,151	4,588,618	194,846,006	396,500,475	278,043,568	883,199	5,686,134
146	계	S.T	27,945	100,635	6,501,141	15,227,099	9,964,815	34,073	128,681
	입원	I.P	229	1,383	4,644	620,054	496,960	271	2,399
	외래	O.P	27,853	99,252	6,496,497	14,607,045	9,467,855	33,945	126,282
147	계	S.T	11,616	57,353	3,274,654	48,904,934	41,509,902	15,384	73,871
	입원	I.P	2,869	17,947	58,354	35,355,306	32,706,986	3,340	23,042
	외래	O.P	11,093	39,406	3,216,300	13,549,628	8,802,916	14,739	50,829
148	계	S.T	53,382	192,029	11,948,885	80,317,030	61,892,471	83,219	308,668
	입원	I.P	8,353	27,362	153,425	40,584,047	36,337,225	12,245	42,044
	외래	O.P	51,465	164,667	11,795,460	39,732,983	25,555,246	80,842	266,624
149	계	S.T	987	4,982	187,741	1,865,322	1,400,385	1,023	5,861
	입원	I.P	184	1,731	4,094	1,171,897	966,086	190	2,567
	외래	O.P	938	3,251	183,647	693,425	434,299	953	3,294
150	계	S.T	30,399	113,386	5,022,930	47,106,191	38,206,399	38,688	149,592
	입원	I.P	4,033	17,830	52,434	31,962,472	28,963,975	4,850	20,845
	외래	O.P	29,103	95,556	4,970,496	15,143,719	9,242,424	37,114	128,747
151	계	S.T	6,123	26,029	1,068,797	9,679,580	7,320,393	8,112	34,870
	입원	I.P	741	7,410	16,175	5,316,897	4,480,379	1,059	10,207
	외래	O.P	5,851	18,619	1,052,622	4,362,683	2,840,014	7,676	24,663
152	계	S.T	12,686	53,693	2,377,219	28,603,715	24,243,716	15,572	66,680
	입원	I.P	1,057	14,289	29,079	17,151,328	15,324,998	1,240	17,492
	외래	O.P	12,429	39,404	2,348,140	11,452,387	8,918,717	15,296	49,188
153	계	S.T	9,003	279,468	2,094,911	81,009,495	67,060,636	11,376	345,057
	입원	I.P	3,038	234,911	298,420	73,847,789	62,653,614	3,442	290,740
	외래	O.P	7,660	44,557	1,796,491	7,161,706	4,407,022	9,763	54,317
154	계	S.T	22,230	246,273	5,825,188	68,378,273	51,218,048	35,609	394,468
	입원	I.P	4,433	148,214	232,592	46,666,983	37,227,224	6,389	240,055
	외래	O.P	21,285	98,059	5,592,596	21,711,291	13,990,825	34,114	154,413
155	계	S.T	1,168	3,206	79,065	873,870	521,657	1,761	6,093
	입원	I.P	238	542	1,459	359,969	241,710	332	2,009
	외래	O.P	960	2,664	77,606	513,900	279,947	1,469	4,084
156	계	S.T	40,074	163,197	5,332,926	55,418,500	41,865,510	58,090	237,043
	입원	I.P	5,742	52,457	153,632	34,411,844	29,319,156	7,809	69,805
	외래	O.P	38,812	110,740	5,179,294	21,006,656	12,546,354	56,310	167,238
157	계	S.T	8,100	22,279	1,180,303	4,459,737	3,077,461	12,064	36,273
	입원	I.P	181	1,912	4,573	1,442,698	1,141,675	376	3,446
	외래	O.P	8,045	20,367	1,175,730	3,017,040	1,935,786	11,977	32,827
158	계	S.T	18,723	41,668	1,349,869	4,203,708	2,970,452	24,452	56,243
	입원	I.P	99	1,492	3,179	583,430	469,827	114	1,334
	외래	O.P	18,689	40,176	1,346,690	3,620,277	2,500,626	24,414	54,909
159	계	S.T	450	2,051	62,071	697,579	512,414	592	2,124
	입원	I.P	64	904	1,781	501,877	384,243	73	599
	외래	O.P	423	1,147	60,290	195,701	128,171	559	1,525
160	계	S.T	5,219	23,303	734,869	14,783,046	12,287,000	6,157	25,320
	입원	I.P	787	9,686	21,230	12,230,406	10,759,822	789	9,313
	외래	O.P	5,015	13,617	713,639	2,552,639	1,527,177	5,959	16,007

주 : 진료일 기준 (한의원 제외, 요양급여일수, 진료비와 급여비는 약국포함)

# 연령별 진료현황(총계) <계속>

## Disease Categories by Age(Total) <Cont'd>

(단위 : 명, 일, 천원)

Unit : Person, Day, KRW 1,000

59 세			60 ~ 64 세				
요양급여일수 Reimbursed Days	진료비 Medical Expense	급여비 Benefit	진료실인원수 Patients	입내원일수 Visits	요양급여일수 Reimbursed Days	진료비 Medical Expense	급여비 Benefit
1,022,343	15,028,363	8,990,512	75,319	171,184	1,438,633	19,596,944	11,774,146
16,847	4,185,945	2,566,287	1,407	7,792	20,915	5,235,543	3,273,613
1,005,496	10,842,418	6,424,226	75,205	163,392	1,417,718	14,361,401	8,500,533
5,292,471	50,983,526	33,696,534	351,378	888,445	7,334,281	64,314,461	42,408,002
70,176	8,332,036	5,752,182	9,640	31,358	92,920	11,173,425	7,669,260
5,222,295	42,651,490	27,944,353	347,933	857,087	7,241,361	53,141,036	34,738,742
14,621	54,490	38,335	235	894	20,004	99,672	71,858
30	3,412	2,557	7	239	412	20,081	13,788
14,591	51,078	35,778	230	655	19,592	79,590	58,070
751,326	6,441,726	5,265,893	3,424	17,764	1,124,589	9,771,183	8,014,822
5,768	4,831,045	4,313,228	261	4,318	8,244	7,346,653	6,565,725
745,558	1,610,681	952,664	3,365	13,446	1,116,345	2,424,530	1,449,097
241,650,231	501,443,358	352,233,552	1,126,611	7,518,832	313,807,656	673,576,285	473,872,928
77,484	1,953,375	1,457,741	4,348	27,464	120,480	3,339,221	2,484,431
241,572,747	499,489,984	350,775,811	1,125,108	7,491,368	313,687,176	670,237,064	471,388,497
8,176,499	19,552,695	12,854,490	48,755	188,222	11,764,054	28,927,162	19,036,804
5,465	772,443	607,243	383	2,856	6,771	851,147	668,058
8,171,034	18,780,252	12,247,247	48,567	185,366	11,757,283	28,076,015	18,368,746
4,387,389	59,819,988	50,474,164	20,446	98,742	5,916,448	81,464,673	68,847,863
69,861	42,221,491	39,027,733	4,363	30,793	90,494	57,976,897	53,585,167
4,317,528	17,598,497	11,446,431	19,533	67,949	5,825,954	23,487,776	15,262,695
20,202,504	128,805,248	98,833,978	138,302	526,312	35,295,662	215,256,310	164,545,365
236,135	63,039,958	56,486,087	18,785	69,105	375,734	101,231,154	90,979,383
19,966,369	65,765,289	42,347,891	135,015	457,207	34,919,928	114,025,157	73,565,982
189,388	2,052,439	1,556,164	1,635	10,066	298,035	3,711,270	2,839,048
4,883	1,346,839	1,108,241	382	4,873	9,801	2,570,024	2,111,284
184,505	705,600	447,923	1,510	5,193	288,234	1,141,246	727,764
7,357,449	61,775,286	49,459,260	59,577	239,062	12,547,763	98,795,119	78,290,979
69,171	38,982,884	35,342,943	6,963	32,752	105,651	58,808,082	53,247,026
7,288,278	22,792,403	14,116,317	57,456	206,310	12,442,112	39,987,038	25,043,953
1,394,997	12,840,534	9,757,858	12,760	55,752	2,264,852	19,609,400	14,815,687
23,304	7,148,261	6,065,597	1,518	16,184	36,077	10,535,136	8,892,599
1,371,693	5,692,273	3,692,262	12,074	39,568	2,228,775	9,074,264	5,923,089
3,026,768	34,344,665	28,971,019	22,428	101,638	4,420,845	52,704,566	44,504,870
36,441	20,861,003	18,583,338	1,858	30,968	58,687	34,611,068	30,812,080
2,990,327	13,483,661	10,387,680	21,979	70,670	4,362,158	18,093,499	13,692,791
2,719,482	94,056,367	77,379,992	15,352	463,629	3,720,630	119,109,050	97,434,424
361,310	84,987,095	71,727,822	4,463	393,966	477,810	106,893,703	89,729,058
2,358,172	9,069,272	5,652,170	13,073	69,663	3,242,820	12,215,348	7,705,365
9,478,352	105,120,380	78,597,666	59,585	691,890	15,863,350	176,355,599	131,517,832
361,394	69,871,124	55,824,147	9,998	437,533	623,547	117,000,118	93,041,540
9,116,958	35,249,256	22,773,519	57,025	254,357	15,239,803	59,355,481	38,476,293
136,453	1,517,302	969,388	2,662	10,681	235,222	2,276,980	1,425,105
3,174	717,677	518,886	425	4,461	6,158	924,323	656,305
133,279	799,626	450,501	2,299	6,220	229,064	1,352,657	768,801
8,550,959	77,967,907	58,207,389	92,141	379,288	14,332,789	117,871,103	86,715,901
212,655	45,896,815	38,970,134	11,341	109,530	307,578	65,196,804	54,911,624
8,338,304	32,071,092	19,237,255	89,446	269,758	14,025,211	52,674,299	31,804,278
1,897,529	7,943,421	5,517,434	19,627	60,482	3,148,711	13,892,822	9,680,270
8,732	2,950,649	2,302,313	695	6,786	16,712	5,350,867	4,194,839
1,888,797	4,992,772	3,215,121	19,479	53,696	3,131,999	8,541,995	5,485,431
1,985,644	5,787,243	4,074,794	35,995	87,135	3,170,893	9,377,575	6,602,357
3,027	634,561	509,833	202	2,923	6,312	1,331,007	1,063,815
1,982,617	5,152,682	3,564,961	35,926	84,212	3,164,581	8,046,568	5,538,543
86,571	813,383	604,412	1,022	4,724	151,535	1,776,320	1,327,407
1,530	557,138	438,157	144	1,925	3,778	1,296,124	1,013,428
85,041	256,245	166,255	951	2,799	147,757	480,196	313,979
869,249	16,037,143	13,171,788	9,037	37,466	1,293,659	22,959,104	18,738,217
19,405	13,036,044	11,396,207	1,109	13,790	29,508	18,433,018	16,042,704
849,844	3,001,099	1,775,581	8,745	23,676	1,264,151	4,526,087	2,695,513

Note : Based on the Treatment Month (excluding herbal medicine, including pharmacy in Treatment Days Treatment Amount and Benefit Amount)

제VI-2표  
Table VI-2

298 질병분류별  
Benefits by Classification of 298

구 분 Division			65 ~ 69 세				70 세 ~		
			진료실인원수 Patients	입내원일수 Visits	요양급여일수 Reimbursed Days	진료비 Medical Expense	급여비 Benefit	진료실인원수 Patients	입내원일수 Visits
141	계	S.T	75,621	166,578	1,391,621	17,952,238	11,046,922	73,202	156,282
	입원	I.P	1,179	6,651	17,732	4,205,692	2,793,485	833	4,976
	외래	O.P	75,517	159,927	1,373,889	13,746,545	8,253,437	73,134	151,306
142	계	S.T	319,066	862,270	7,652,546	59,984,534	41,222,133	260,658	755,194
	입원	I.P	8,423	29,119	84,290	10,067,549	6,923,192	6,266	22,197
	외래	O.P	316,096	833,151	7,568,256	49,916,985	34,298,941	258,432	732,997
143	계	S.T	191	1,131	20,683	132,341	97,497	130	362
	입원	I.P	7	448	474	54,084	41,869	6	75
	외래	O.P	186	683	20,209	78,256	55,629	124	287
144	계	S.T	3,467	18,179	1,118,156	9,253,431	7,485,719	3,188	17,984
	입원	I.P	273	4,252	9,092	6,625,587	5,895,026	289	5,358
	외래	O.P	3,397	13,927	1,109,064	2,627,844	1,590,693	3,112	12,626
145	계	S.T	1,006,174	7,087,820	285,471,596	642,161,165	464,701,272	790,487	5,867,671
	입원	I.P	4,285	34,262	114,975	4,042,189	3,042,010	4,406	52,676
	외래	O.P	1,004,586	7,053,558	285,356,621	638,118,976	461,659,262	788,595	5,814,995
146	계	S.T	50,462	205,584	12,246,152	31,795,914	21,216,710	44,949	196,925
	입원	I.P	482	3,356	8,579	1,084,677	850,792	473	4,969
	외래	O.P	50,219	202,228	12,237,573	30,711,237	20,365,918	44,719	191,956
147	계	S.T	20,239	99,127	5,788,084	78,895,797	66,704,563	16,819	87,704
	입원	I.P	4,132	32,632	91,104	56,294,547	51,974,931	3,627	32,836
	외래	O.P	19,248	66,495	5,696,980	22,601,250	14,729,632	15,758	54,868
148	계	S.T	157,071	614,764	41,592,910	247,116,319	188,506,888	147,098	593,861
	입원	I.P	19,795	77,643	401,433	112,482,488	101,259,026	17,801	74,142
	외래	O.P	153,825	537,121	41,191,477	134,633,831	87,247,862	144,062	519,719
149	계	S.T	2,118	13,165	401,805	4,389,292	3,317,459	2,620	19,882
	입원	I.P	476	6,481	12,190	2,924,410	2,382,464	656	11,524
	외래	O.P	1,938	6,684	389,615	1,464,881	934,995	2,355	8,358
150	계	S.T	67,343	279,011	15,323,412	112,536,799	87,338,169	66,028	282,924
	입원	I.P	7,206	37,266	111,500	59,097,696	53,213,891	6,858	40,605
	외래	O.P	65,100	241,745	15,211,912	53,439,103	34,124,278	63,556	242,319
151	계	S.T	15,972	73,552	2,819,771	26,323,766	20,049,571	19,622	101,113
	입원	I.P	2,060	23,020	49,622	15,212,849	12,774,577	2,786	37,680
	외래	O.P	15,077	50,532	2,770,149	11,110,917	7,274,994	18,387	63,433
152	계	S.T	23,603	109,531	4,829,143	59,791,861	50,100,498	22,810	116,088
	입원	I.P	2,162	33,123	65,722	40,795,690	35,960,944	2,362	42,011
	외래	O.P	23,121	76,408	4,763,421	18,996,172	14,139,554	22,226	74,077
153	계	S.T	14,149	458,575	3,445,710	115,170,066	93,980,531	12,041	433,322
	입원	I.P	4,141	397,476	476,707	103,950,931	86,843,231	3,890	384,798
	외래	O.P	11,888	61,099	2,969,003	11,219,135	7,137,300	9,753	48,524
154	계	S.T	71,132	892,199	19,120,664	217,861,741	163,237,761	76,719	1,095,641
	입원	I.P	11,366	589,887	805,811	146,163,571	116,493,082	12,817	770,488
	외래	O.P	67,842	302,312	18,314,853	71,698,170	46,744,679	72,393	325,153
155	계	S.T	3,119	14,486	319,021	3,045,875	2,019,154	3,173	17,078
	입원	I.P	506	7,014	9,649	1,474,192	1,093,427	531	8,986
	외래	O.P	2,680	7,472	309,372	1,571,683	925,727	2,718	8,092
156	계	S.T	96,930	417,778	16,171,706	123,394,273	90,290,155	86,838	384,399
	입원	I.P	10,502	122,752	310,213	63,901,536	53,884,570	8,081	106,560
	외래	O.P	94,438	295,026	15,861,493	59,492,737	36,405,586	84,743	277,839
157	계	S.T	20,541	67,221	3,514,565	17,280,380	12,243,777	17,531	63,004
	입원	I.P	937	8,445	21,398	7,550,832	5,942,566	1,060	12,491
	외래	O.P	20,371	58,776	3,493,167	9,729,549	6,301,211	17,287	50,513
158	계	S.T	37,001	93,223	3,380,897	10,245,623	7,441,346	32,940	85,442
	입원	I.P	221	2,999	6,226	1,594,396	1,296,379	264	2,996
	외래	O.P	36,916	90,224	3,374,671	8,651,227	6,144,967	32,831	82,446
159	계	S.T	1,082	4,659	158,894	1,739,082	1,312,116	1,027	4,389
	입원	I.P	141	1,929	3,651	1,278,308	1,010,008	141	1,662
	외래	O.P	998	2,730	155,243	460,774	302,109	955	2,727
160	계	S.T	10,446	49,395	1,567,906	32,886,721	27,224,743	10,677	56,548
	입원	I.P	1,408	20,636	38,383	27,329,191	23,904,839	1,540	26,439
	외래	O.P	10,089	28,759	1,529,523	5,557,530	3,319,904	10,300	30,109

주 : 진료일 기준 (한의원료 제외, 요양급여일수, 진료비와 급여비는 약국포함)



# 연령별 진료현황(총계) <계속>

## Disease Categories by Age(Total) <Cont'd>

(단위 : 명, 일, 천원)

Unit : Person, Day, KRW 1,000

74 세			75 세이상				
요양급여일수 Reimbursed Days	진료비 Medical Expense	급여비 Benefit	진료실인원수 Patients	입내원일수 Visits	요양급여일수 Reimbursed Days	진료비 Medica Expense	급여비 Benefit
1,275,894	15,846,368	9,717,666	170,946	341,362	2,282,094	29,651,767	18,669,890
13,287	3,681,590	2,302,061	953	6,195	15,033	4,856,588	2,998,059
1,262,607	12,164,778	7,415,605	170,801	335,167	2,267,061	24,795,178	15,671,834
7,138,733	49,387,965	34,376,351	482,449	1,451,867	14,852,535	92,562,643	65,398,713
61,732	7,453,065	5,182,947	11,626	56,962	136,732	15,295,713	10,816,355
7,077,001	41,934,900	29,193,404	477,687	1,394,905	14,715,803	77,266,929	54,582,359
12,791	62,071	44,759	230	1,725	28,020	216,954	163,612
112	19,425	15,099	26	1,238	1,355	127,668	99,176
12,679	42,646	29,660	206	487	26,665	89,287	64,435
994,883	10,164,359	8,341,197	5,597	33,639	1,658,071	14,364,409	11,412,504
10,686	7,724,632	6,856,214	574	13,635	21,891	9,949,082	8,623,210
984,197	2,439,727	1,484,983	5,350	20,004	1,636,180	4,415,329	2,789,296
224,340,644	527,990,984	383,774,115	1,519,951	11,974,148	416,346,784	1,069,151,638	780,863,982
133,341	5,371,165	4,008,591	19,751	715,600	933,292	62,063,129	45,868,575
224,207,303	522,619,820	379,765,524	1,509,319	11,258,548	415,413,492	1,007,088,507	734,995,407
10,738,497	29,886,333	20,170,534	107,385	556,488	24,055,682	78,001,627	54,165,854
11,261	1,269,939	986,797	2,474	65,689	90,359	9,791,417	7,484,118
10,727,236	28,616,394	19,183,736	105,936	490,799	23,965,323	68,210,208	46,681,738
4,705,675	69,791,377	59,371,261	36,457	234,127	9,205,474	160,857,034	137,652,351
82,313	51,410,792	47,386,949	9,580	125,510	237,788	124,971,193	113,983,857
4,623,362	18,380,584	11,984,312	32,208	108,617	8,967,686	35,885,840	23,668,494
39,077,187	229,618,624	174,399,483	284,031	1,262,463	74,531,721	423,961,808	319,257,544
366,245	102,184,437	91,923,201	30,478	245,074	694,405	178,346,766	158,110,825
38,710,942	127,434,186	82,476,282	276,766	1,017,389	73,837,316	245,615,042	161,146,719
499,800	6,148,376	4,642,837	9,642	112,760	1,772,727	30,034,271	22,698,127
19,601	4,284,498	3,441,002	3,211	85,178	123,289	23,597,569	18,510,947
480,199	1,863,878	1,201,835	7,939	27,582	1,649,438	6,436,702	4,187,180
15,409,079	108,680,074	82,731,453	166,903	788,097	36,750,823	262,579,008	196,553,127
110,306	52,397,304	46,637,949	22,903	211,484	380,427	125,068,802	107,355,962
15,298,773	56,282,771	36,093,504	154,812	576,613	36,370,396	137,510,205	89,197,164
3,438,181	33,461,009	25,357,588	94,964	768,979	16,434,473	194,577,146	146,005,456
72,448	19,853,377	16,468,702	22,188	465,512	727,402	133,455,475	105,732,754
3,365,733	13,607,631	8,888,886	83,624	303,467	15,707,071	61,121,670	40,272,701
4,675,056	65,677,731	54,058,779	57,378	360,525	12,016,527	195,443,012	155,620,966
77,460	47,326,781	40,557,182	8,474	179,634	304,748	149,819,641	123,008,599
4,597,596	18,350,950	13,501,597	54,550	180,891	11,711,779	45,623,370	32,612,365
2,805,394	103,048,375	83,865,259	27,034	1,332,085	5,307,703	282,414,892	230,725,777
455,580	93,879,694	78,039,570	12,656	1,253,718	1,414,233	266,813,075	220,600,044
2,349,814	9,168,682	5,825,688	17,678	78,367	3,893,470	15,601,819	10,125,732
20,365,102	254,183,046	191,311,048	233,246	5,333,103	57,699,453	1,030,638,473	789,979,311
1,005,424	177,509,409	141,191,336	54,917	4,430,655	5,241,948	813,638,715	646,117,945
19,359,678	76,673,637	50,119,711	204,680	902,448	52,457,505	216,999,757	143,861,366
349,575	3,373,084	2,279,505	9,361	85,157	1,043,587	13,553,962	9,564,407
11,094	1,713,105	1,278,484	1,957	62,129	70,092	8,869,684	6,632,415
338,481	1,659,979	1,001,021	7,579	23,028	973,495	4,684,277	2,931,991
15,100,630	106,214,372	76,939,202	157,697	924,511	28,197,164	195,313,478	140,191,870
236,755	50,295,279	42,483,486	13,574	410,753	574,428	88,982,321	72,589,505
14,863,875	55,919,093	34,455,716	151,488	513,758	27,622,736	106,331,156	67,602,367
3,017,546	18,807,708	13,595,695	28,531	132,580	4,929,420	39,205,444	28,643,538
27,686	10,205,933	8,032,882	2,471	47,902	81,356	24,517,919	19,124,707
2,989,860	8,601,774	5,562,813	27,689	84,678	4,848,064	14,687,523	9,518,833
2,970,803	9,075,297	6,587,515	65,158	179,270	5,540,455	18,910,146	13,842,145
6,868	1,557,764	1,251,585	655	12,403	20,579	4,406,748	3,476,160
2,963,935	7,517,533	5,335,930	64,832	166,867	5,519,876	14,503,399	10,365,985
148,822	1,711,401	1,287,306	2,414	14,977	334,841	5,552,298	4,195,511
3,063	1,254,538	985,289	465	8,978	14,629	4,542,379	3,527,282
145,759	456,863	302,016	2,118	5,999	320,212	1,009,918	668,230
1,643,937	36,224,784	29,800,204	23,162	143,881	3,551,468	89,386,143	73,967,432
48,900	30,302,549	26,271,699	4,206	80,265	133,133	76,931,002	66,399,572
1,595,037	5,922,235	3,528,506	21,666	63,616	3,418,335	12,455,140	7,567,860

Note : Based on the Treatment Month (excluding herbal medicine, including pharmacy in Treatment Days Treatment Amount and Benefit Amount)

제VI-2표  
Table VI-2

298 질병분류별  
Benefits by Classification of 298

구 분 Division			총 계 G.T				0 세		
			진료실인원수 Patients	입내원일수 Visits	요양급여일수 Reimbursed Days	진료비 Medical Expense	급여비 Benefit	진료실인원수 Patients	입내원일수 Visits
161	계	S.T	36,987	136,538	4,265,687	31,302,396	22,480,337	14	135
	입원	I.P	3,407	43,457	89,641	17,308,919	13,573,565	2	97
	외래	O.P	35,752	93,081	4,176,046	13,993,476	8,906,771	14	38
162	계	S.T	250,683	647,563	11,825,960	69,490,313	49,886,044	2	3
	입원	I.P	50,915	79,679	419,765	35,066,910	27,307,747	-	-
	외래	O.P	249,492	567,884	11,406,195	34,423,403	22,578,296	2	3
163	계	S.T	625,670	1,763,765	11,396,695	269,720,432	198,714,870	64	76
	입원	I.P	146,836	352,912	642,683	182,139,775	139,850,801	1	6
	외래	O.P	619,776	1,410,853	10,754,012	87,580,656	58,864,068	63	70
164	계	S.T	345,895	771,464	16,474,104	99,717,200	70,828,004	223	634
	입원	I.P	18,948	100,877	248,136	45,348,542	35,966,745	21	282
	외래	O.P	335,296	670,587	16,225,968	54,368,657	34,861,259	211	352
165	계	S.T	7,364,592	14,171,350	67,702,693	537,168,954	413,265,938	41,672	93,620
	입원	I.P	35,979	148,277	281,112	22,146,847	18,610,903	630	2,220
	외래	O.P	7,350,937	14,023,073	67,421,581	515,022,106	394,655,035	41,347	91,400
166	계	S.T	2,462,771	4,472,891	24,570,512	174,026,303	131,871,241	6,198	12,459
	입원	I.P	5,041	21,847	41,488	3,870,916	3,279,371	203	862
	외래	O.P	2,459,807	4,451,044	24,529,024	170,155,386	128,591,870	6,053	11,597
167	계	S.T	10,654,596	23,976,536	122,959,008	895,079,737	693,917,656	106,498	314,782
	입원	I.P	41,180	124,794	281,059	24,984,738	20,943,575	1,341	3,673
	외래	O.P	10,640,361	23,851,742	122,677,949	870,095,000	672,974,081	106,188	311,109
168	계	S.T	863,191	1,198,833	5,608,020	84,995,569	67,268,817	2,431	4,835
	입원	I.P	38,531	160,689	306,673	33,875,138	29,820,709	585	2,195
	외래	O.P	834,580	1,038,144	5,301,347	51,120,431	37,448,108	1,979	2,640
169	계	S.T	828,518	4,505,220	15,213,258	889,229,201	709,871,987	11,045	47,162
	입원	I.P	226,530	2,844,351	4,088,743	798,149,762	645,697,158	4,311	27,216
	외래	O.P	701,526	1,660,869	11,124,515	91,079,439	64,174,829	8,991	19,946
170	계	S.T	13,503,408	41,943,954	213,309,389	1,539,987,473	1,182,006,866	103,365	504,641
	입원	I.P	91,749	515,223	986,267	85,991,497	73,003,955	5,683	31,658
	외래	O.P	13,486,814	41,428,731	212,323,122	1,453,995,976	1,109,002,912	102,941	472,983
171	계	S.T	1,429,175	3,475,967	18,884,817	212,539,789	152,980,600	3,650	8,890
	입원	I.P	24,811	74,427	204,776	55,848,956	40,461,731	8	25
	외래	O.P	1,422,705	3,401,540	18,680,041	156,690,834	112,518,869	3,644	8,865
172	계	S.T	7,246,393	17,379,682	130,924,572	753,339,172	546,038,348	37,800	90,913
	입원	I.P	54,806	115,965	325,821	65,281,509	48,756,564	84	258
	외래	O.P	7,238,903	17,263,717	130,598,751	688,057,663	497,281,784	37,756	90,655
173	계	S.T	299,890	552,371	2,584,453	47,358,804	34,853,498	293	517
	입원	I.P	15,557	44,726	127,220	24,088,604	18,988,295	4	8
	외래	O.P	297,544	507,645	2,457,233	23,270,200	15,865,203	290	509
174	계	S.T	1,466,412	2,802,122	18,190,171	169,289,578	119,045,603	2,947	6,294
	입원	I.P	17,131	81,402	203,124	30,189,647	23,213,946	110	394
	외래	O.P	1,461,502	2,720,720	17,987,047	139,099,931	95,831,657	2,873	5,900
175	계	S.T	2,372,605	5,422,663	52,721,816	387,816,692	276,304,478	3,609	8,456
	입원	I.P	35,221	541,651	848,411	103,202,537	79,410,086	89	191
	외래	O.P	2,352,048	4,881,012	51,873,405	284,614,155	196,894,391	3,527	8,265
176	계	S.T	872,925	2,719,709	43,715,503	243,229,020	168,919,262	4,297	9,316
	입원	I.P	19,100	247,578	417,236	45,360,150	35,270,228	134	690
	외래	O.P	865,090	2,472,131	43,298,267	197,868,869	133,649,034	4,187	8,626
177	계	S.T	76,988	263,599	6,212,719	41,089,537	26,355,150	-	-
	입원	I.P	3,644	41,885	78,182	14,110,330	10,807,644	-	-
	외래	O.P	75,699	221,714	6,134,537	26,979,207	15,547,507	-	-
178	계	S.T	5,902	18,015	270,527	2,928,739	1,993,916	-	-
	입원	I.P	394	7,521	10,908	1,618,679	1,245,245	-	-
	외래	O.P	5,645	10,494	259,619	1,310,059	748,671	-	-
179	계	S.T	844,472	2,939,271	18,387,923	722,480,422	565,142,675	3,001	8,604
	입원	I.P	68,327	1,240,391	1,894,270	556,960,149	447,627,274	166	2,038
	외래	O.P	808,252	1,698,880	16,493,653	165,520,273	117,515,401	2,900	6,566
180	계	S.T	6,128,821	10,471,586	13,124,699	575,740,884	408,799,226	455	475
	입원	I.P	1,528	2,224	7,061	841,954	711,045	-	-
	외래	O.P	6,127,909	10,469,362	13,117,638	574,898,930	408,088,181	455	475

주 : 진료일 기준 (한의원료 제외, 요양급여일수, 진료비와 급여비는 약국포함)

# 연령별 진료현황(총계) <계속>

Disease Categories by Age(Total) <Cont'd>

(단위 : 명, 일, 천원)

Unit : Person, Day, KRW 1,000

0Age			1 ~ 4세				
요양급여일수 Reimbursed Days	진료비 Medical Expense	급여비 Benefit	진료실인원수 Patients	입내원일수 Visits	요양급여일수 Reimbursed Days	진료비 Medical Expense	급여비 Benefit
802	105,469	96,525	53	133	1,136	37,432	31,742
135	99,303	91,229	4	33	76	24,886	22,025
667	6,165	5,296	52	100	1,060	12,546	9,717
3	77	65	13	15	62	450	342
-	-	-	-	-	-	-	-
3	77	65	13	15	62	450	342
102	2,646	2,465	1,114	1,267	3,504	50,280	40,666
6	480	474	7	17	33	8,833	8,336
96	2,166	1,992	1,113	1,250	3,471	41,447	32,330
1,604	81,081	72,531	3,338	7,382	28,113	1,080,200	913,224
568	62,242	56,281	397	1,767	3,537	717,104	643,643
1,036	18,839	16,250	3,076	5,615	24,576	363,096	269,581
384,540	2,904,608	2,614,872	604,999	2,121,531	9,922,757	76,402,965	63,084,593
4,092	337,479	302,085	16,198	64,304	116,590	9,802,910	8,660,230
380,448	2,567,130	2,312,787	601,332	2,057,227	9,806,167	66,600,054	54,424,363
50,328	479,868	430,807	133,598	353,502	1,635,599	13,001,553	10,738,348
1,604	138,478	123,812	3,046	13,407	24,419	2,223,677	1,957,838
48,724	341,390	306,995	131,924	340,095	1,611,180	10,777,875	8,780,509
1,259,519	8,898,926	8,012,015	848,056	4,609,017	22,804,255	150,870,004	123,742,830
7,767	725,241	662,035	18,281	54,412	112,255	10,219,323	9,167,045
1,251,752	8,173,684	7,349,980	845,248	4,554,605	22,692,000	140,650,681	114,575,785
17,219	581,267	534,710	46,736	79,741	328,900	6,844,884	5,980,743
4,225	473,128	439,107	5,022	20,603	38,230	4,273,045	3,913,653
12,994	108,138	95,604	43,033	59,138	290,670	2,571,839	2,067,090
132,600	6,256,490	5,642,206	250,224	1,174,399	4,060,409	117,733,328	101,596,376
45,763	5,535,109	5,007,010	80,507	509,523	899,764	90,931,121	80,266,457
86,837	721,381	635,196	221,659	664,876	3,160,645	26,802,207	21,329,919
2,026,906	19,879,030	17,812,731	1,069,318	11,620,163	51,528,477	393,152,023	322,073,679
58,189	6,775,237	6,108,067	46,500	257,484	481,045	46,509,832	40,708,995
1,968,717	13,103,793	11,704,664	1,068,593	11,362,679	51,047,432	346,642,192	281,364,684
37,887	256,127	229,110	124,911	484,692	2,226,340	14,814,483	11,977,627
55	4,045	3,693	223	871	1,688	158,092	137,440
37,832	252,082	225,417	124,820	483,821	2,224,652	14,656,391	11,840,187
400,933	2,518,851	2,260,020	651,166	2,746,266	14,847,300	84,862,953	68,779,710
482	36,960	32,926	960	3,871	6,662	505,107	445,419
400,451	2,481,891	2,227,095	651,013	2,742,395	14,840,638	84,357,846	68,334,291
2,004	17,184	15,173	9,690	24,652	115,646	1,493,235	1,226,101
17	1,819	1,440	467	1,172	3,628	638,476	573,193
1,987	15,364	13,734	9,548	23,480	112,018	854,759	652,908
25,185	344,689	310,598	60,318	170,387	741,515	7,006,869	5,729,388
750	149,850	139,710	1,754	7,393	14,492	1,666,506	1,476,343
24,435	194,839	170,888	59,420	162,994	727,023	5,340,362	4,253,045
37,108	274,126	246,453	77,533	276,722	1,294,235	8,738,431	7,095,694
662	41,834	38,764	879	2,735	7,339	420,682	375,758
36,446	232,292	207,689	76,836	273,987	1,286,896	8,317,749	6,719,936
39,570	411,568	368,443	112,716	332,768	1,676,845	14,497,437	11,829,671
1,267	126,815	115,037	2,966	15,205	30,958	3,117,032	2,723,464
38,303	284,753	253,407	111,059	317,563	1,645,887	11,380,405	9,106,208
-	-	-	8	9	31	961	665
-	-	-	-	-	-	-	-
-	-	-	8	9	31	961	665
-	-	-	2	2	32	176	143
-	-	-	-	-	-	-	-
-	-	-	2	2	32	176	143
31,362	1,929,614	1,834,023	49,231	166,456	766,058	8,055,523	6,928,094
3,182	1,726,780	1,653,138	391	4,376	8,939	3,073,955	2,859,339
28,180	202,834	180,886	49,000	162,080	757,119	4,981,568	4,068,755
478	8,724	8,266	245,325	438,679	456,248	18,652,832	14,887,263
-	-	-	48	69	242	48,455	44,241
478	8,724	8,266	245,313	438,610	456,006	18,604,377	14,843,022

Note : Based on the Treatment Month (excluding herbal medicine, including pharmacy in Treatment Days Treatment Amount and Benefit Amount)

제VI-2표  
Table VI-2

298 질병분류별  
Benefits by Classification of 298

구 분 Division			5 ~ 9 세				10 세 ~	
			진료실인원수 Patients	입내원일수 Visits	요양급여일수 Reimbursed Days	진료비 Medical Expense	급여비 Benefit	진료실인원수 Patients
161	계	S.T	41	144	1,434	32,070	25,919	76
	입원	I.P	7	60	75	18,605	17,534	10
	외래	O.P	39	84	1,359	13,465	8,385	73
162	계	S.T	30	39	141	1,826	1,306	132
	입원	I.P	1	2	2	663	633	4
	외래	O.P	29	37	139	1,163	674	132
163	계	S.T	1,382	1,634	6,055	85,270	61,961	2,363
	입원	I.P	13	17	40	11,581	10,473	148
	외래	O.P	1,381	1,617	6,015	73,690	51,488	2,351
164	계	S.T	6,788	13,800	50,324	1,868,632	1,455,158	10,671
	입원	I.P	855	3,799	7,691	1,115,987	987,742	1,365
	외래	O.P	6,291	10,001	42,633	752,645	467,416	9,910
165	계	S.T	706,771	1,710,311	8,119,827	61,285,302	46,671,395	563,574
	입원	I.P	4,500	18,971	33,492	2,962,393	2,588,150	1,979
	외래	O.P	705,314	1,691,340	8,086,335	58,322,909	44,083,245	562,752
166	계	S.T	167,442	365,326	1,773,880	12,427,801	9,396,427	139,775
	입원	I.P	436	1,917	3,342	313,042	276,132	94
	외래	O.P	167,182	363,409	1,770,538	12,114,759	9,120,295	139,728
167	계	S.T	965,613	2,967,175	15,079,439	103,971,820	78,948,204	664,520
	입원	I.P	4,421	13,363	26,187	2,426,870	2,153,094	1,449
	외래	O.P	964,201	2,953,812	15,053,252	101,544,950	76,795,110	663,823
168	계	S.T	172,987	270,010	1,194,197	19,034,621	15,582,699	183,116
	입원	I.P	10,641	43,970	82,229	8,891,545	8,138,859	7,812
	외래	O.P	165,371	226,040	1,111,968	10,143,076	7,443,840	177,373
169	계	S.T	109,715	351,914	1,454,196	29,128,606	24,169,089	30,950
	입원	I.P	16,923	104,514	184,397	18,836,921	16,570,446	3,005
	외래	O.P	101,638	247,400	1,269,799	10,291,686	7,598,643	29,134
170	계	S.T	1,446,072	7,213,686	33,917,546	246,012,661	185,513,971	982,949
	입원	I.P	10,762	62,697	115,301	10,392,700	8,944,953	3,781
	외래	O.P	1,445,238	7,150,989	33,802,245	235,619,961	176,569,018	981,965
171	계	S.T	143,080	410,324	2,010,386	14,379,751	10,652,715	91,189
	입원	I.P	109	500	1,026	151,408	127,110	263
	외래	O.P	143,028	409,824	2,009,360	14,228,344	10,525,605	91,091
172	계	S.T	889,428	2,806,908	18,151,446	97,420,767	71,703,877	553,060
	입원	I.P	431	1,495	3,091	248,553	216,031	626
	외래	O.P	889,322	2,805,413	18,148,355	97,172,214	71,487,847	552,936
173	계	S.T	18,275	43,489	193,386	5,313,980	4,294,207	17,443
	입원	I.P	2,141	6,330	19,799	3,496,177	3,146,660	1,184
	외래	O.P	18,086	37,159	173,587	1,817,802	1,147,547	17,298
174	계	S.T	67,592	142,895	657,105	5,716,803	4,229,553	62,537
	입원	I.P	634	2,819	5,822	595,056	525,333	350
	외래	O.P	67,257	140,076	651,283	5,121,747	3,704,221	62,339
175	계	S.T	89,895	232,841	1,138,447	7,897,213	5,903,444	75,024
	입원	I.P	306	986	2,467	145,039	129,835	241
	외래	O.P	89,640	231,855	1,135,980	7,752,174	5,773,608	74,823
176	계	S.T	84,842	215,046	1,442,366	10,285,750	7,499,325	29,954
	입원	I.P	1,332	6,637	14,574	1,484,156	1,311,533	718
	외래	O.P	84,220	208,409	1,427,792	8,801,594	6,187,792	29,637
177	계	S.T	19	40	982	5,142	3,122	48
	입원	I.P	-	-	-	-	-	-
	외래	O.P	19	40	982	5,142	3,122	48
178	계	S.T	3	3	17	100	70	3
	입원	I.P	-	-	-	-	-	-
	외래	O.P	3	3	17	100	70	3
179	계	S.T	46,551	116,419	556,519	5,081,890	4,024,954	29,936
	입원	I.P	166	2,037	5,351	1,298,524	1,189,361	309
	외래	O.P	46,462	114,382	551,168	3,783,366	2,835,593	29,849
180	계	S.T	967,847	1,906,692	1,987,135	130,816,473	94,981,809	681,218
	입원	I.P	232	361	846	269,678	242,251	108
	외래	O.P	967,827	1,906,331	1,986,289	130,546,795	94,739,558	681,200

주 : 진료일 기준 (한의분류 제외, 요양급여일수, 진료비와 급여비는 약국포함)

# 연령별 진료현황(총계) <계속>

Disease Categories by Age(Total) <Cont'd>

(단위 : 명, 일, 천원)

Unit : Person, Day, KRW 1,000

14 세			15 ~ 19 세				
요양급여일수 Reimbursed Days	진료비 Medical Expense	급여비 Benefit	진료실인원수 Patients	입내원일수 Visits	요양급여일수 Reimbursed Days	진료비 Medical Expense	급여비 Benefit
3,760	58,451	46,707	201	471	5,828	108,064	78,300
318	40,885	35,572	20	123	339	73,010	58,571
3,442	17,566	11,135	196	348	5,489	35,054	19,729
1,833	10,536	7,447	994	1,946	28,156	164,284	117,267
46	2,386	2,270	126	191	927	68,295	54,014
1,787	8,149	5,177	990	1,755	27,229	95,989	63,253
20,018	340,506	265,619	11,645	23,810	146,795	3,091,640	2,310,797
459	145,708	132,762	1,703	3,416	5,746	1,859,648	1,471,466
19,559	194,798	132,857	11,566	20,394	141,049	1,231,992	839,331
81,611	3,101,102	2,326,377	12,878	24,632	140,343	3,276,278	2,268,213
11,662	1,831,157	1,624,833	1,270	4,524	10,807	1,783,264	1,427,097
69,949	1,269,945	701,544	12,222	20,108	129,536	1,493,015	841,116
4,583,422	38,060,158	28,603,251	504,602	909,948	3,478,503	33,017,497	25,128,909
15,358	1,337,519	1,165,118	1,656	7,521	14,189	1,304,392	1,039,071
4,568,064	36,722,638	27,438,133	503,904	902,427	3,464,314	31,713,105	24,089,838
1,162,653	8,960,531	6,689,470	152,661	256,478	1,093,438	9,370,793	7,055,862
804	84,700	73,310	114	557	1,009	96,243	75,518
1,161,849	8,875,831	6,616,160	152,584	255,921	1,092,429	9,274,549	6,980,343
6,119,385	49,381,083	37,278,473	637,887	1,220,625	4,814,326	45,368,067	34,825,685
10,214	898,105	786,037	1,266	4,068	8,501	751,493	601,846
6,109,171	48,482,979	36,492,436	637,283	1,216,557	4,805,825	44,616,573	34,223,840
1,195,179	17,496,051	14,047,438	160,100	215,841	993,320	15,052,603	11,692,465
64,101	6,866,679	6,271,011	6,366	27,606	52,013	5,612,371	4,793,511
1,131,078	10,629,372	7,776,427	155,519	188,235	941,307	9,440,232	6,898,955
329,428	6,531,599	5,358,818	18,715	39,738	172,113	3,746,296	2,884,530
37,158	4,245,849	3,755,510	1,348	10,132	18,212	2,421,743	1,965,847
292,270	2,285,751	1,603,307	17,905	29,606	153,901	1,324,553	918,682
11,345,349	87,890,512	64,790,714	784,552	1,682,021	7,087,048	60,841,845	45,412,888
40,415	3,375,737	2,905,891	2,313	13,085	24,006	2,027,759	1,607,977
11,304,934	84,514,775	61,884,823	783,810	1,668,936	7,063,042	58,814,086	43,804,911
994,087	8,363,373	6,025,491	79,333	155,103	759,653	8,358,751	6,021,137
2,570	565,148	466,692	690	2,078	5,274	1,503,351	1,125,524
991,517	7,798,225	5,558,800	79,144	153,025	754,379	6,855,401	4,895,612
8,845,838	47,236,764	33,532,740	418,985	865,326	5,732,447	36,949,285	26,289,152
4,712	654,682	557,747	3,735	7,524	19,775	3,980,782	3,034,416
8,841,126	46,582,082	32,974,992	418,592	857,802	5,712,672	32,968,503	23,254,736
151,739	3,401,897	2,685,591	20,121	35,760	147,842	3,263,768	2,419,429
10,712	2,005,524	1,788,826	1,124	3,481	9,589	1,828,457	1,444,063
141,027	1,396,373	896,765	19,969	32,279	138,253	1,435,311	975,366
492,577	4,559,181	3,299,024	74,917	124,962	569,043	6,116,935	4,409,415
3,748	392,807	348,104	511	2,747	6,355	754,767	584,011
488,829	4,166,374	2,950,920	74,691	122,215	562,688	5,362,168	3,825,404
641,270	5,243,118	3,869,834	98,619	161,482	683,554	6,486,819	4,740,813
2,821	317,640	285,099	584	2,697	5,809	486,646	375,845
638,449	4,925,478	3,584,735	98,174	158,785	677,745	6,000,173	4,364,969
732,351	4,820,594	3,184,677	22,904	56,133	610,814	4,504,938	2,942,130
8,607	869,250	766,344	584	3,671	8,512	874,168	698,887
723,744	3,951,345	2,418,333	22,657	52,462	602,302	3,630,769	2,243,243
2,089	20,408	10,407	100	281	3,293	40,775	28,630
-	-	-	6	31	179	14,378	12,068
2,089	20,408	10,407	96	250	3,114	26,397	16,563
23	163	101	2	2	11	75	51
-	-	-	-	-	-	-	-
23	163	101	2	2	11	75	51
252,131	3,362,031	2,705,615	34,210	86,349	281,177	19,250,848	15,026,195
5,324	1,496,111	1,368,380	3,058	24,160	49,694	16,834,226	13,463,031
246,807	1,865,920	1,337,235	33,943	62,189	231,483	2,416,622	1,563,165
1,254,339	108,771,196	77,017,977	321,185	514,754	575,353	20,928,059	14,811,989
422	132,502	120,518	48	64	332	47,623	38,719
1,253,917	108,638,694	76,897,460	321,171	514,690	575,021	20,880,436	14,773,270

Note : Based on the Treatment Month (excluding herbal medicine, including pharmacy in Treatment Days Treatment Amount and Benefit Amount)

제VI-2표  
Table VI-2

298 질병분류별  
Benefits by Classification of 298

구 분 Division			20 ~ 24 세				25 세 ~	
			진료실인원수 Patients	입내원일수 Visits	요양급여일수 Reimbursed Days	진료비 Medical Expense	급여비 Benefit	진료실인원수 Patients
161	계	S.T	443	1,237	27,213	306,311	214,284	903
	입원	I.P	34	274	879	193,331	147,737	69
	외래	O.P	439	963	26,334	112,979	66,547	890
162	계	S.T	3,626	7,930	103,749	677,462	477,105	8,312
	입원	I.P	592	876	4,877	299,207	231,974	1,322
	외래	O.P	3,621	7,054	98,872	378,254	245,131	8,288
163	계	S.T	32,077	74,742	438,803	10,970,799	8,135,018	54,053
	입원	I.P	6,358	13,184	22,620	7,205,603	5,584,810	12,626
	외래	O.P	31,829	61,558	416,183	3,765,196	2,550,208	53,548
164	계	S.T	14,707	27,792	230,650	3,608,239	2,431,531	19,484
	입원	I.P	1,088	3,763	8,682	1,910,249	1,442,186	1,029
	외래	O.P	14,272	24,029	221,968	1,697,989	989,345	19,077
165	계	S.T	385,194	568,161	2,297,537	23,255,526	17,556,662	469,900
	입원	I.P	1,414	5,263	11,196	1,060,493	800,746	1,546
	외래	O.P	384,510	562,898	2,286,341	22,195,033	16,755,916	469,062
166	계	S.T	131,029	185,715	865,297	7,575,393	5,654,100	157,648
	입원	I.P	54	185	404	39,437	28,930	93
	외래	O.P	130,986	185,530	864,893	7,535,956	5,625,170	157,587
167	계	S.T	542,364	833,961	3,454,699	35,247,249	27,000,040	670,766
	입원	I.P	1,347	3,086	8,720	798,927	616,051	1,572
	외래	O.P	541,561	830,875	3,445,979	34,448,322	26,383,989	669,847
168	계	S.T	63,242	74,948	363,809	5,272,495	3,903,229	51,249
	입원	I.P	1,844	5,803	12,882	1,329,318	1,076,074	1,217
	외래	O.P	61,818	69,145	350,927	3,943,177	2,827,154	50,287
169	계	S.T	13,057	23,972	107,655	2,781,576	2,093,579	15,429
	입원	I.P	718	5,233	9,742	1,780,408	1,414,492	864
	외래	O.P	12,651	18,739	97,913	1,001,169	679,087	15,000
170	계	S.T	607,565	993,847	4,483,533	39,350,818	29,230,603	715,786
	입원	I.P	913	4,065	8,299	578,247	430,051	1,044
	외래	O.P	607,092	989,782	4,475,234	38,772,571	28,800,553	715,188
171	계	S.T	67,482	117,119	601,577	8,107,750	5,731,783	85,290
	입원	I.P	956	2,680	6,919	2,025,897	1,452,686	1,364
	외래	O.P	67,238	114,439	594,658	6,081,853	4,279,097	85,035
172	계	S.T	329,442	602,826	4,384,182	35,639,631	25,094,613	396,098
	입원	I.P	8,134	15,133	37,409	8,452,682	6,327,529	9,468
	외래	O.P	328,529	587,693	4,346,773	27,186,949	18,767,084	394,985
173	계	S.T	23,110	43,222	169,614	5,581,373	3,972,170	29,139
	입원	I.P	2,412	7,222	20,262	3,765,860	2,806,396	2,768
	외래	O.P	22,823	36,000	149,352	1,815,512	1,165,774	28,820
174	계	S.T	76,382	117,514	613,809	7,200,533	5,052,204	99,571
	입원	I.P	871	3,840	9,139	1,250,999	931,048	1,081
	외래	O.P	76,058	113,674	604,670	5,949,534	4,121,156	99,257
175	계	S.T	95,632	135,040	620,205	6,027,892	4,324,190	120,398
	입원	I.P	566	2,359	5,342	422,505	317,292	600
	외래	O.P	95,187	132,681	614,863	5,605,387	4,006,898	119,921
176	계	S.T	24,183	55,549	787,864	5,215,571	3,403,132	31,178
	입원	I.P	465	2,325	5,608	655,454	505,840	469
	외래	O.P	24,047	53,224	782,256	4,560,117	2,897,292	31,035
177	계	S.T	172	556	9,010	95,467	64,441	272
	입원	I.P	7	106	165	42,766	34,009	11
	외래	O.P	171	450	8,845	52,701	30,431	270
178	계	S.T	2	2	69	233	174	11
	입원	I.P	-	-	-	-	-	-
	외래	O.P	2	2	69	233	174	11
179	계	S.T	26,453	52,694	216,001	10,632,753	8,007,085	29,266
	입원	I.P	1,660	14,005	28,997	8,748,741	6,789,973	1,382
	외래	O.P	26,187	38,689	187,004	1,884,011	1,217,112	28,977
180	계	S.T	314,286	505,549	644,460	22,421,040	15,518,857	373,074
	입원	I.P	58	121	502	63,265	48,487	68
	외래	O.P	314,262	505,428	643,958	22,357,776	15,470,370	373,048

주 : 진료일 기준 (한의원료 제외, 요양급여일수, 진료비와 급여비는 약국포함)

# 연령별 진료현황(총계) <계속>

Disease Categories by Age(Total) <Cont'd>

(단위 : 명, 일, 천원)

Unit : Person, Day, KRW 1,000

29 세			30 ~ 34 세				
요양급여일수 Reimbursed Days	진료비 Medical Expense	급여비 Benefit	진료실인원수 Patients	입내원일수 Visits	요양급여일수 Reimbursed Days	진료비 Medical Expense	급여비 Benefit
58,362	577,892	398,557	1,163	3,257	83,766	763,582	529,847
1,689	332,151	253,042	106	640	2,119	410,280	319,155
56,673	245,741	145,514	1,136	2,617	81,647	353,302	210,691
249,930	1,652,069	1,170,413	10,830	24,162	347,046	2,141,508	1,532,971
10,987	766,956	597,597	1,805	2,503	14,416	963,436	755,104
238,943	885,113	572,816	10,799	21,659	332,630	1,178,072	777,867
769,564	21,336,823	15,882,668	57,575	150,371	865,056	24,120,043	17,901,204
45,725	14,497,692	11,246,755	14,015	29,573	52,359	16,492,534	12,742,509
723,839	6,839,131	4,635,912	57,060	120,798	812,697	7,627,508	5,158,695
397,608	4,002,842	2,696,230	19,217	36,680	458,332	4,283,063	2,941,921
7,738	1,817,073	1,377,299	1,003	3,356	7,789	1,988,164	1,516,298
389,870	2,185,769	1,318,931	18,838	33,324	450,543	2,294,899	1,425,623
2,851,060	29,130,755	22,046,513	497,053	779,392	3,327,432	32,007,682	24,142,434
11,526	1,023,975	774,772	1,175	3,986	9,327	734,604	555,210
2,839,534	28,106,780	21,271,741	496,460	775,406	3,318,105	31,273,077	23,587,223
1,084,634	9,559,482	7,145,650	164,409	245,740	1,229,689	10,471,377	7,784,326
659	73,684	56,513	73	279	509	81,935	66,438
1,083,975	9,485,798	7,089,137	164,362	245,461	1,229,180	10,389,442	7,717,889
4,447,848	45,544,270	34,948,849	698,173	1,157,171	5,176,256	49,962,758	38,113,053
8,122	843,221	650,587	1,321	3,082	7,703	769,146	588,381
4,439,726	44,701,049	34,298,262	697,483	1,154,089	5,168,553	49,193,611	37,524,672
289,055	3,925,784	2,893,046	39,682	47,584	225,290	3,045,157	2,259,205
7,843	749,149	603,822	986	3,196	6,921	671,963	544,880
281,212	3,176,634	2,289,224	38,889	44,388	218,369	2,373,194	1,714,325
134,162	3,665,521	2,723,662	19,237	38,197	180,081	4,450,997	3,286,244
11,981	2,367,365	1,849,064	1,088	8,326	14,914	2,803,701	2,183,345
122,181	1,298,156	874,598	18,704	29,871	165,167	1,647,296	1,102,899
5,516,165	48,155,406	35,793,789	771,163	1,419,696	6,862,882	57,359,822	42,298,752
8,886	534,505	401,912	1,179	5,384	11,864	721,379	538,965
5,507,279	47,620,901	35,391,877	770,609	1,414,312	6,851,018	56,638,443	41,759,786
782,536	11,094,316	7,848,997	100,716	193,575	1,008,507	13,868,702	9,811,767
8,023	2,728,184	1,962,671	1,656	4,087	10,631	3,413,124	2,457,385
774,513	8,366,132	5,886,327	100,360	189,488	997,876	10,455,578	7,354,382
5,285,225	43,337,390	30,610,781	428,755	810,758	5,952,814	44,410,726	31,310,819
38,075	9,287,548	6,991,015	6,877	11,727	30,042	7,036,626	5,275,035
5,247,150	34,049,842	23,619,766	428,005	799,031	5,922,772	37,374,100	26,035,784
211,028	6,572,038	4,687,253	27,761	48,630	201,352	5,013,169	3,583,582
21,831	4,235,437	3,155,821	1,921	5,279	14,420	2,876,932	2,146,910
189,197	2,336,601	1,531,431	27,480	43,351	186,932	2,136,237	1,436,673
837,182	9,602,492	6,720,559	102,524	164,154	912,361	9,968,556	6,983,665
11,224	1,448,352	1,082,621	922	3,547	9,518	1,287,940	971,106
825,958	8,154,140	5,637,938	102,237	160,607	902,843	8,680,616	6,012,560
823,691	7,906,325	5,684,557	130,700	199,639	973,909	8,906,533	6,366,471
5,956	490,433	383,100	656	2,714	6,696	401,027	299,238
817,735	7,415,892	5,301,458	130,174	196,925	967,213	8,505,506	6,067,233
969,267	6,276,465	4,148,648	33,585	80,049	1,145,864	7,099,296	4,713,695
4,793	557,413	425,912	465	1,913	5,282	604,519	463,208
964,474	5,719,052	3,722,737	33,473	78,136	1,140,582	6,494,777	4,250,487
8,951	89,462	54,697	312	803	12,389	131,226	83,581
210	24,556	17,983	13	75	264	49,573	36,653
8,741	64,906	36,713	307	728	12,125	81,654	46,929
69	522	334	3	3	48	229	166
-	-	-	-	-	-	-	-
69	522	334	3	3	48	229	166
244,345	9,628,521	7,269,388	31,599	57,077	285,461	9,018,372	6,698,088
25,795	7,412,879	5,832,160	1,027	9,490	21,296	6,357,328	5,003,175
218,550	2,215,643	1,437,228	31,322	47,587	264,165	2,661,044	1,694,913
790,757	27,748,021	19,214,733	343,753	570,580	737,653	26,097,155	18,113,688
367	71,894	55,171	49	53	298	45,002	34,332
790,390	27,676,128	19,159,563	343,730	570,527	737,355	26,052,153	18,079,356

Note : Based on the Treatment Month (excluding herbal medicine, including pharmacy in Treatment Days Treatment Amount and Benefit Amount)

제VI-2표  
Table VI-2

298 질병분류별  
Benefits by Classification of 298

구 분 Division			35 ~ 39 세				40 세 ~		
			진료실인원수 Patients	입내원일수 Visits	요양급여일수 Reimbursed Days	진료비 Medical Expense	급여비 Benefit	진료실인원수 Patients	입내원일수 Visits
161	계	S.T	1,363	4,054	117,086	941,645	650,072	1,956	5,863
	입원	I.P	111	800	2,441	496,846	388,060	128	863
	외래	O.P	1,340	3,254	114,645	444,799	262,012	1,924	5,000
162	계	S.T	13,391	31,752	464,270	2,995,491	2,150,755	19,774	48,478
	입원	I.P	2,577	3,709	20,335	1,494,952	1,164,774	4,006	5,667
	외래	O.P	13,346	28,043	443,935	1,500,539	985,981	19,703	42,811
163	계	S.T	51,915	147,067	855,848	24,058,270	17,801,421	57,542	172,317
	입원	I.P	13,718	31,029	55,818	16,709,104	12,849,744	16,158	38,679
	외래	O.P	51,479	116,038	800,030	7,349,165	4,951,678	57,012	133,638
164	계	S.T	19,372	38,296	594,310	4,286,858	2,988,184	22,960	48,359
	입원	I.P	793	2,873	7,211	1,882,147	1,454,170	851	4,016
	외래	O.P	19,069	35,423	587,099	2,404,711	1,534,014	22,525	44,343
165	계	S.T	551,271	925,775	4,114,099	37,084,704	27,830,318	575,972	957,379
	입원	I.P	1,112	4,815	9,467	721,406	542,468	1,037	4,182
	외래	O.P	550,697	920,960	4,104,632	36,363,298	27,287,849	575,410	953,197
166	계	S.T	177,714	285,556	1,466,786	11,870,035	8,758,368	192,037	316,982
	입원	I.P	87	312	629	74,192	55,894	107	343
	외래	O.P	177,663	285,244	1,466,157	11,795,842	8,702,474	191,965	316,639
167	계	S.T	743,680	1,324,278	6,263,610	55,968,604	42,375,095	793,210	1,408,100
	입원	I.P	1,268	3,483	8,583	792,960	599,545	1,118	3,292
	외래	O.P	743,039	1,320,795	6,255,027	55,175,644	41,775,550	792,629	1,404,808
168	계	S.T	41,005	50,134	240,930	3,122,822	2,326,559	41,092	49,748
	입원	I.P	953	3,653	8,023	770,754	624,187	849	3,403
	외래	O.P	40,245	46,481	232,907	2,352,068	1,702,372	40,403	46,345
169	계	S.T	25,128	54,363	262,000	6,576,621	4,926,511	27,755	63,425
	입원	I.P	1,622	12,900	22,966	4,318,486	3,408,481	1,852	16,265
	외래	O.P	24,348	41,463	239,034	2,258,135	1,518,029	26,865	47,160
170	계	S.T	887,532	1,814,131	9,039,646	71,826,863	52,601,797	970,825	1,955,908
	입원	I.P	1,551	7,635	15,950	979,673	737,119	1,563	7,556
	외래	O.P	886,872	1,806,496	9,023,696	70,847,189	51,864,678	970,069	1,948,352
171	계	S.T	117,960	242,188	1,280,508	16,167,075	11,416,705	116,476	245,758
	입원	I.P	1,707	4,536	11,969	3,723,576	2,680,621	1,975	5,304
	외래	O.P	117,561	237,652	1,268,539	12,443,499	8,736,084	116,014	240,454
172	계	S.T	473,303	931,964	7,095,616	46,457,636	32,674,912	510,410	1,020,866
	입원	I.P	4,587	8,840	23,373	5,226,508	3,892,220	4,162	8,608
	외래	O.P	472,748	923,124	7,072,243	41,231,128	28,782,692	509,841	1,012,258
173	계	S.T	26,373	45,551	202,867	3,541,123	2,524,681	25,293	43,038
	입원	I.P	1,071	2,920	8,011	1,567,095	1,168,258	846	2,338
	외래	O.P	26,176	42,631	194,856	1,974,028	1,356,424	25,131	40,700
174	계	S.T	107,787	183,585	1,043,650	10,701,907	7,486,999	114,608	199,553
	입원	I.P	979	3,884	10,439	1,324,619	999,353	1,179	4,481
	외래	O.P	107,537	179,701	1,033,211	9,377,288	6,487,646	114,329	195,072
175	계	S.T	145,144	238,546	1,209,530	10,611,363	7,548,609	157,699	267,688
	입원	I.P	819	3,824	9,809	600,177	449,043	1,030	5,594
	외래	O.P	144,506	234,722	1,199,721	10,011,186	7,099,566	156,923	262,094
176	계	S.T	35,417	87,031	1,333,274	7,682,992	5,113,663	41,850	112,387
	입원	I.P	409	2,399	6,102	663,795	505,289	560	3,418
	외래	O.P	35,301	84,632	1,327,172	7,019,197	4,608,374	41,695	108,969
177	계	S.T	454	1,151	15,311	169,913	107,856	932	2,169
	입원	I.P	21	165	343	60,952	45,871	31	143
	외래	O.P	445	986	14,968	108,961	61,985	923	2,026
178	계	S.T	8	8	49	452	304	22	31
	입원	I.P	-	-	-	-	-	-	-
	외래	O.P	8	8	49	452	304	22	31
179	계	S.T	37,408	69,586	364,495	9,357,364	6,919,036	45,721	89,457
	입원	I.P	920	9,252	22,166	6,006,867	4,775,905	1,281	12,972
	외래	O.P	37,125	60,334	342,329	3,350,496	2,143,131	45,339	76,485
180	계	S.T	310,502	519,436	681,753	23,815,242	16,542,866	335,698	555,180
	입원	I.P	36	76	148	19,723	15,093	37	151
	외래	O.P	310,475	519,360	681,605	23,795,519	16,527,773	335,675	555,029

주 : 진료일 기준 (한의원료 제외, 요양급여일수, 진료비와 급여비는 약국포함)



# 연령별 진료현황(총계) <계속>

Disease Categories by Age(Total) <Cont'd>

(단위 : 명, 일, 천원)

Unit : Person, Day, KRW 1,000

44 세			45 ~ 49 세				
요양급여일수 Reimbursed Days	진료비 Medical Expense	급여비 Benefit	진료실인원수 Patients	입내원일수 Visits	요양급여일수 Reimbursed Days	진료비 Medical Expense	급여비 Benefit
181,439	1,252,200	856,124	2,333	6,823	236,406	1,570,418	1,096,072
3,024	557,305	429,984	182	1,209	3,757	763,555	589,304
178,415	694,895	426,139	2,288	5,614	232,649	806,863	506,768
780,104	4,690,214	3,370,385	23,552	59,287	1,044,806	6,101,548	4,380,024
32,003	2,308,562	1,803,984	4,888	7,168	39,289	3,050,721	2,377,652
748,101	2,381,652	1,566,401	23,440	52,119	1,005,517	3,050,827	2,002,372
1,026,348	28,729,982	21,190,198	54,329	169,098	1,032,927	27,910,669	20,571,308
69,489	20,222,465	15,486,279	15,607	38,156	69,498	19,707,611	15,083,478
956,859	8,507,517	5,703,920	53,787	130,942	963,429	8,203,058	5,487,830
916,283	5,329,887	3,730,564	23,692	52,306	1,165,319	6,211,747	4,402,487
10,607	2,299,225	1,777,583	935	5,100	14,708	2,815,440	2,211,787
905,676	3,030,661	1,952,981	23,170	47,206	1,150,611	3,396,307	2,190,700
4,425,111	38,463,288	28,928,141	458,039	759,004	3,751,074	30,185,667	22,628,359
8,288	600,682	457,090	689	2,692	5,811	382,865	289,541
4,416,823	37,862,606	28,471,051	457,621	756,312	3,745,263	29,802,802	22,338,818
1,704,733	13,117,941	9,676,510	165,265	278,906	1,589,956	11,574,500	8,526,315
691	62,479	47,479	89	320	623	80,426	60,827
1,704,042	13,055,462	9,629,030	165,211	278,586	1,589,333	11,494,075	8,465,488
7,026,321	59,156,816	44,835,064	662,759	1,165,667	6,211,843	48,485,039	36,654,932
8,556	776,914	588,249	899	2,616	6,823	682,259	511,589
7,017,765	58,379,901	44,246,815	662,248	1,163,051	6,205,020	47,802,779	36,143,343
248,975	3,032,993	2,262,210	22,802	27,918	149,746	1,723,154	1,280,589
6,890	680,545	556,748	420	1,704	3,456	354,780	287,297
242,085	2,352,448	1,705,462	22,457	26,214	146,290	1,368,374	993,293
324,055	8,151,906	6,081,600	23,648	62,807	315,039	10,251,756	7,863,798
28,072	5,525,530	4,329,475	1,961	21,742	34,981	7,803,852	6,260,480
295,983	2,626,375	1,752,125	22,681	41,065	280,058	2,447,904	1,603,318
10,243,445	77,797,474	56,992,070	819,716	1,607,976	8,972,571	64,147,661	46,945,618
15,485	918,780	686,981	1,209	5,539	12,091	654,399	486,134
10,227,960	76,878,695	56,305,090	819,054	1,602,437	8,960,480	63,493,262	46,459,484
1,361,082	16,989,740	12,007,870	90,965	202,165	1,193,207	15,436,094	10,915,582
14,319	4,464,926	3,223,179	2,126	6,222	16,835	4,994,690	3,617,956
1,346,763	12,524,814	8,784,691	90,441	195,943	1,176,372	10,441,404	7,297,627
8,499,055	50,127,151	35,227,277	432,783	885,957	8,118,742	44,102,066	30,840,427
24,165	5,190,853	3,860,776	3,422	7,610	23,312	4,595,333	3,397,245
8,474,890	44,936,298	31,366,501	432,270	878,347	8,095,430	39,506,734	27,443,182
202,141	3,090,004	2,202,057	19,905	33,892	171,125	2,236,330	1,590,892
6,261	1,244,308	928,719	524	1,429	3,925	767,922	575,708
195,880	1,845,696	1,273,338	19,785	32,463	167,200	1,468,408	1,015,183
1,195,897	11,909,292	8,280,776	101,803	185,362	1,205,428	11,483,400	7,939,129
13,180	1,625,878	1,231,460	1,159	4,672	13,888	1,813,393	1,352,504
1,182,717	10,283,414	7,049,316	101,576	180,690	1,191,540	9,670,007	6,586,625
1,495,096	12,377,803	8,773,392	140,857	245,076	1,562,604	12,001,831	8,438,207
12,882	913,556	685,853	999	5,242	13,443	1,019,130	764,514
1,482,214	11,464,247	8,087,539	140,111	239,834	1,549,161	10,982,701	7,673,693
1,882,097	10,223,851	6,836,285	42,589	121,870	2,221,439	11,606,030	7,750,500
9,061	974,250	739,891	645	4,114	10,120	1,109,743	839,986
1,873,036	9,249,602	6,096,394	42,434	117,756	2,211,319	10,496,287	6,910,513
31,962	295,566	178,748	1,616	4,295	69,117	564,238	338,608
301	68,313	52,813	44	234	525	124,885	95,640
31,661	227,252	125,935	1,598	4,061	68,592	439,353	242,969
447	4,082	2,361	38	66	670	7,925	4,544
-	-	-	1	2	2	1,124	890
447	4,082	2,361	38	64	668	6,801	3,654
495,775	12,302,460	8,929,516	45,707	97,320	589,607	16,723,035	12,453,653
28,759	7,532,607	5,915,358	1,556	18,099	35,073	11,314,438	9,087,892
467,016	4,769,853	3,014,158	45,153	79,221	554,534	5,408,597	3,365,761
737,178	25,607,435	17,788,679	310,848	505,538	687,806	23,602,401	16,400,335
379	14,086	11,159	52	138	356	9,920	7,343
736,799	25,593,349	17,777,520	310,801	505,400	687,450	23,592,480	16,392,992

Note : Based on the Treatment Month (excluding herbal medicine, including pharmacy in Treatment Days Treatment Amount and Benefit Amount)

제VI-2표  
Table VI-2

298 질병분류별  
Benefits by Classification of 298

구 분 Division			50 ~ 54 세				55 세 ~	
			진료실인원수 Patients	입내원일수 Visits	요양급여일수 Reimbursed Days	진료비 Medical Expense	급여비 Benefit	진료실인원수 Patients
161	계	S.T	2,872	8,610	329,713	1,851,674	1,293,526	3,068
	입원	I.P	208	1,346	4,301	762,021	604,741	236
	외래	O.P	2,811	7,264	325,412	1,089,653	688,785	3,002
162	계	S.T	30,437	79,057	1,356,517	8,518,220	6,134,590	31,127
	입원	I.P	6,921	10,468	55,877	4,447,903	3,470,055	7,526
	외래	O.P	30,289	68,589	1,300,640	4,070,317	2,664,536	30,965
163	계	S.T	63,303	196,222	1,202,811	31,967,294	23,477,800	54,706
	입원	I.P	17,529	44,322	80,431	22,375,150	17,100,510	14,229
	외래	O.P	62,710	151,900	1,122,380	9,592,144	6,377,290	54,121
164	계	S.T	27,678	63,943	1,561,075	7,942,806	5,607,051	26,310
	입원	I.P	1,159	7,672	20,432	3,472,115	2,719,929	1,255
	외래	O.P	27,011	56,271	1,540,643	4,470,691	2,887,122	25,612
165	계	S.T	436,426	724,052	3,772,440	28,327,040	21,051,723	373,094
	입원	I.P	669	3,534	6,925	354,804	266,861	662
	외래	O.P	435,979	720,518	3,765,515	27,972,235	20,784,862	372,636
166	계	S.T	167,859	286,379	1,718,668	11,803,351	8,642,710	151,736
	입원	I.P	98	367	983	96,519	73,838	106
	외래	O.P	167,795	286,012	1,717,685	11,706,832	8,568,872	151,670
167	계	S.T	652,796	1,149,029	6,469,939	46,591,482	34,944,641	574,892
	입원	I.P	1,086	3,488	9,667	783,112	586,369	1,149
	외래	O.P	652,157	1,145,541	6,460,272	45,808,370	34,358,273	574,228
168	계	S.T	13,063	16,407	94,238	1,107,160	826,671	7,451
	입원	I.P	283	1,186	2,639	293,920	235,493	231
	외래	O.P	12,836	15,221	91,599	813,240	591,178	7,257
169	계	S.T	24,803	78,107	378,555	15,405,581	11,900,151	26,250
	입원	I.P	2,742	34,181	52,537	12,580,835	10,085,094	3,772
	외래	O.P	23,375	43,926	326,018	2,824,747	1,815,057	24,176
170	계	S.T	817,337	1,586,855	9,305,779	62,887,805	45,817,580	742,644
	입원	I.P	1,355	6,037	14,571	735,511	552,026	1,552
	외래	O.P	816,522	1,580,818	9,291,208	62,152,294	45,265,555	741,740
171	계	S.T	87,739	205,881	1,246,509	17,106,021	12,050,330	77,889
	입원	I.P	2,729	7,849	21,384	6,434,970	4,632,684	2,775
	외래	O.P	87,039	198,032	1,225,125	10,671,051	7,417,646	77,125
172	계	S.T	434,904	893,125	8,408,265	45,227,107	31,443,333	381,224
	입원	I.P	3,430	8,240	26,632	5,088,207	3,746,143	2,826
	외래	O.P	434,364	884,885	8,381,633	40,138,901	27,697,190	380,750
173	계	S.T	19,110	32,522	169,541	2,008,648	1,432,438	16,390
	입원	I.P	410	1,120	2,955	611,901	461,292	281
	외래	O.P	18,999	31,402	166,586	1,396,746	971,147	16,313
174	계	S.T	110,118	206,868	1,460,799	13,394,720	9,190,261	106,336
	입원	I.P	1,365	5,088	16,025	2,258,777	1,712,245	1,401
	외래	O.P	109,880	201,780	1,444,774	11,135,943	7,478,017	106,110
175	계	S.T	156,610	282,335	2,062,215	15,226,738	10,622,299	164,577
	입원	I.P	1,344	8,353	19,912	1,782,536	1,343,636	1,771
	외래	O.P	155,662	273,982	2,042,303	13,444,202	9,278,663	163,398
176	계	S.T	48,295	143,817	2,774,748	14,318,346	9,586,458	49,469
	입원	I.P	796	5,795	15,196	1,682,096	1,283,655	896
	외래	O.P	48,079	138,022	2,759,552	12,636,250	8,302,803	49,204
177	계	S.T	3,730	10,497	179,624	1,585,714	982,571	7,469
	입원	I.P	146	907	2,085	518,452	396,577	307
	외래	O.P	3,691	9,590	177,539	1,067,262	585,994	7,367
178	계	S.T	115	466	1,912	44,912	27,420	291
	입원	I.P	4	316	349	29,019	18,838	7
	외래	O.P	111	150	1,563	15,892	8,582	288
179	계	S.T	56,206	132,106	827,858	26,863,014	20,194,932	62,578
	입원	I.P	2,333	30,375	56,343	18,900,388	15,252,741	3,016
	외래	O.P	55,329	101,731	771,515	7,962,626	4,942,191	61,406
180	계	S.T	353,233	569,333	797,065	27,061,517	18,797,986	338,274
	입원	I.P	65	139	419	13,459	10,599	70
	외래	O.P	353,180	569,194	796,646	27,048,058	18,787,387	338,220

주 : 진료일 기준 (한의원료 제외, 요양급여일수, 진료비와 급여비는 약국포함)

# 연령별 진료현황(총계) <계속>

Disease Categories by Age(Total) <Cont'd>

(단위 : 명, 일, 천원)

Unit : Person, Day, KRW 1,000

59 세			60 ~ 64 세				
요양급여일수 Reimbursed Days	진료비 Medical Expense	급여비 Benefit	진료실인원수 Patients	입내원일수 Visits	요양급여일수 Reimbursed Days	진료비 Medica Expense	급여비 Benefit
364,586	2,110,054	1,502,723	4,150	13,433	507,539	3,201,394	2,286,778
4,650	990,119	789,001	332	3,101	7,671	1,626,054	1,282,543
359,936	1,119,935	713,722	4,034	10,332	499,868	1,575,339	1,004,235
1,451,271	9,409,406	6,777,772	35,714	97,150	1,717,249	11,215,827	8,052,906
60,794	5,100,025	3,971,910	8,582	13,597	71,445	6,097,748	4,748,463
1,390,477	4,309,382	2,805,862	35,473	83,553	1,645,804	5,118,079	3,304,444
1,056,773	26,465,080	19,376,962	57,620	170,505	1,119,657	25,995,915	18,979,257
66,906	18,259,307	13,940,913	13,622	35,290	65,942	17,419,168	13,311,611
989,867	8,205,773	5,436,049	57,032	135,215	1,053,715	8,576,747	5,667,646
1,586,474	8,585,158	6,106,533	31,298	74,922	2,062,025	10,746,871	7,650,449
23,008	3,984,577	3,143,207	1,557	9,784	28,951	4,899,373	3,899,611
1,563,466	4,600,581	2,963,326	30,366	65,138	2,033,074	5,847,498	3,750,838
3,467,196	24,539,019	18,092,545	393,298	691,988	3,939,878	26,238,023	19,202,457
6,741	377,873	297,016	817	4,348	8,625	360,890	275,106
3,460,455	24,161,146	17,795,528	392,701	687,640	3,931,253	25,877,132	18,927,351
1,654,177	10,800,467	7,853,883	168,477	309,399	1,979,592	12,237,988	8,845,354
838	84,349	62,986	133	628	1,454	114,186	86,068
1,653,339	10,716,118	7,790,897	168,382	308,771	1,978,138	12,123,802	8,759,286
6,111,050	40,800,723	30,343,029	621,403	1,170,322	7,179,182	44,621,175	32,852,309
11,750	896,833	684,253	1,327	4,420	13,107	918,624	690,750
6,099,300	39,903,890	29,658,776	620,580	1,165,902	7,166,075	43,702,552	32,161,559
62,280	715,099	532,869	6,654	9,595	68,254	876,313	664,039
2,216	224,092	180,148	293	1,557	2,993	401,527	323,904
60,064	491,007	352,721	6,423	8,038	65,261	474,786	340,135
463,374	22,853,512	17,812,780	35,604	165,146	759,539	40,840,884	31,907,828
77,004	19,453,644	15,652,274	6,788	98,069	144,956	35,716,426	28,697,757
386,370	3,399,868	2,160,506	31,808	67,077	614,583	5,124,458	3,210,071
9,129,205	58,711,746	42,525,517	832,913	1,752,459	11,244,814	69,020,529	49,718,213
18,982	1,132,402	842,663	2,193	11,940	28,241	1,675,365	1,250,662
9,110,223	57,579,344	41,682,854	831,678	1,740,519	11,216,573	67,345,164	48,467,551
1,167,984	16,469,208	11,587,834	85,067	220,139	1,347,178	18,222,682	12,788,553
24,240	6,578,435	4,744,008	3,075	9,402	27,421	7,137,695	5,148,735
1,143,744	9,890,773	6,843,826	84,235	210,737	1,319,757	11,084,987	7,639,818
7,327,411	39,843,142	27,543,196	407,777	856,432	7,886,225	42,734,976	29,392,515
23,505	4,454,293	3,274,190	2,603	7,118	25,422	4,521,069	3,306,300
7,303,906	35,388,849	24,269,006	407,353	849,314	7,860,803	38,213,907	26,086,215
156,724	1,664,458	1,174,660	17,338	30,787	171,766	1,625,134	1,146,356
2,190	424,791	320,584	220	610	1,725	318,582	242,328
154,534	1,239,667	854,075	17,255	30,177	170,041	1,306,552	904,028
1,545,951	14,116,562	9,651,056	122,516	248,757	1,966,513	17,055,315	11,576,350
16,913	2,787,559	2,119,054	1,567	7,012	20,244	3,328,631	2,521,816
1,529,038	11,329,002	7,532,003	122,251	241,745	1,946,269	13,726,685	9,054,534
2,751,471	19,776,681	13,726,222	213,907	459,404	4,824,819	33,532,135	23,073,266
31,264	3,283,830	2,537,944	3,044	30,397	62,098	6,885,866	5,256,519
2,720,207	16,492,851	11,188,278	212,083	429,007	4,762,721	26,646,269	17,816,747
3,070,959	16,133,105	10,845,256	65,716	212,001	4,454,196	22,571,372	15,168,609
22,325	2,486,411	1,887,307	1,245	15,929	34,173	3,346,971	2,528,492
3,048,634	13,646,694	8,957,949	65,301	196,072	4,420,023	19,224,401	12,640,117
466,352	3,420,494	2,126,231	13,911	44,194	996,652	6,878,345	4,291,556
5,085	1,059,405	814,015	558	4,484	10,225	2,141,467	1,650,596
461,267	2,361,088	1,312,216	13,751	39,710	986,427	4,736,878	2,640,960
4,562	115,023	84,559	918	1,750	20,538	283,520	184,821
271	71,685	59,470	33	279	534	132,202	102,201
4,291	43,338	25,089	900	1,471	20,004	151,317	82,620
1,113,638	34,836,617	26,141,158	82,419	236,354	1,831,015	61,263,368	47,026,137
77,964	23,657,502	18,959,361	4,659	73,195	129,051	42,409,709	34,371,019
1,035,674	11,179,115	7,181,797	80,562	163,159	1,701,964	18,853,659	12,655,117
781,244	26,087,910	18,121,308	378,475	613,901	886,263	29,309,268	20,362,676
226	10,106	8,064	99	121	477	14,562	11,274
781,018	26,077,804	18,113,244	378,394	613,780	885,786	29,294,706	20,351,402

Note : Based on the Treatment Month (excluding herbal medicine, including pharmacy in Treatment Days Treatment Amount and Benefit Amount)

제VI-2표  
Table VI-2

298 질병분류별  
Benefits by Classification of 298

구 분 Division			65 ~ 69 세				70 세 ~	
			진료실인원수 Patients	입내원일수 Visits	요양급여일수 Reimbursed Days	진료비 Medical Expense	급여비 Benefit	진료실인원수 Patients
161	계	S.T	4,186	14,048	544,130	3,329,113	2,397,463	3,976
	입원	I.P	314	3,176	7,257	1,624,677	1,297,165	350
	외래	O.P	4,077	10,872	536,873	1,704,436	1,100,298	3,847
162	계	S.T	29,494	81,873	1,566,705	9,453,627	6,833,173	19,722
	입원	I.P	6,481	10,800	56,299	4,936,284	3,835,491	3,548
	외래	O.P	29,346	71,073	1,510,406	4,517,343	2,997,682	19,621
163	계	S.T	45,369	133,634	940,299	18,962,577	13,962,227	32,873
	입원	I.P	9,590	25,338	47,192	12,333,697	9,451,170	5,816
	외래	O.P	44,949	108,296	893,107	6,628,880	4,511,056	32,561
164	계	S.T	29,256	70,201	1,962,343	10,013,385	7,215,809	25,058
	입원	I.P	1,382	8,271	24,077	4,394,259	3,532,912	1,163
	외래	O.P	28,459	61,930	1,938,266	5,619,126	3,682,897	24,342
165	계	S.T	313,199	584,344	3,354,442	21,403,491	17,213,784	208,295
	입원	I.P	613	3,214	6,353	265,952	201,770	409
	외래	O.P	312,746	581,130	3,348,089	21,137,539	17,012,014	207,965
166	계	S.T	144,712	292,695	1,882,449	11,037,700	8,752,155	101,959
	입원	I.P	94	412	1,008	84,840	64,983	78
	외래	O.P	144,649	292,283	1,881,441	10,952,860	8,687,172	101,908
167	계	S.T	518,294	1,059,619	6,536,705	38,103,878	30,543,759	369,490
	입원	I.P	1,043	3,588	10,039	753,042	573,214	765
	외래	O.P	517,650	1,056,031	6,526,666	37,350,836	29,970,545	369,022
168	계	S.T	4,752	6,957	49,422	746,861	580,835	2,982
	입원	I.P	223	1,176	2,262	401,396	322,073	240
	외래	O.P	4,571	5,781	47,160	345,465	258,763	2,768
169	계	S.T	35,476	204,914	893,075	56,645,253	44,781,771	33,274
	입원	I.P	8,812	137,320	201,438	51,133,370	41,227,712	11,443
	외래	O.P	30,282	67,594	691,637	5,511,884	3,554,059	25,929
170	계	S.T	695,738	1,574,233	10,328,107	60,722,202	47,665,007	492,624
	입원	I.P	2,226	13,226	28,566	1,705,274	1,285,601	1,908
	외래	O.P	694,492	1,561,007	10,299,541	59,016,928	46,379,406	491,543
171	계	S.T	66,112	180,977	1,093,715	13,874,014	10,047,440	41,390
	입원	I.P	2,299	7,388	21,478	5,214,629	3,770,351	1,453
	외래	O.P	65,479	173,589	1,072,237	8,659,385	6,277,089	40,970
172	계	S.T	332,545	736,044	6,713,522	34,288,567	25,393,543	230,608
	입원	I.P	1,681	4,879	17,512	2,904,560	2,124,771	888
	외래	O.P	332,246	731,165	6,696,010	31,384,007	23,268,772	230,421
173	계	S.T	13,021	23,764	133,984	1,165,824	864,087	7,922
	입원	I.P	110	334	1,057	174,153	131,285	46
	외래	O.P	12,979	23,430	132,927	991,672	732,801	7,906
174	계	S.T	100,792	216,848	1,742,661	14,631,724	10,270,791	67,962
	입원	I.P	1,272	6,439	16,824	2,930,880	2,224,651	791
	외래	O.P	100,571	210,409	1,725,837	11,700,844	8,046,141	67,813
175	계	S.T	202,722	494,956	6,359,164	41,896,542	29,625,304	167,771
	입원	I.P	3,459	36,420	72,336	9,351,472	7,173,542	3,758
	외래	O.P	200,922	458,536	6,286,828	32,545,069	22,451,761	166,016
176	계	S.T	64,078	216,556	4,734,041	23,324,838	16,035,908	56,673
	입원	I.P	1,246	16,490	31,658	3,491,530	2,653,830	1,116
	외래	O.P	63,680	200,066	4,702,383	19,833,308	13,382,078	56,305
177	계	S.T	14,238	45,796	1,136,758	7,180,396	4,526,359	13,327
	입원	I.P	588	4,651	11,030	2,120,041	1,620,815	604
	외래	O.P	14,061	41,145	1,125,728	5,060,355	2,905,544	13,150
178	계	S.T	1,113	2,262	35,862	429,719	286,666	1,136
	입원	I.P	45	432	800	223,553	171,471	78
	외래	O.P	1,088	1,830	35,062	206,166	115,196	1,084
179	계	S.T	76,679	265,726	2,257,450	76,621,023	60,347,126	63,248
	입원	I.P	5,745	99,704	166,644	52,200,340	42,536,377	6,845
	외래	O.P	74,147	166,022	2,090,806	24,420,683	17,810,749	59,880
180	계	S.T	322,848	522,088	772,216	24,876,038	17,720,672	225,290
	입원	I.P	107	83	553	20,131	15,455	98
	외래	O.P	322,762	522,005	771,663	24,855,907	17,705,217	225,205

주 : 진료일 기준 (한의원료 제외, 요양급여일수, 진료비와 급여비는 약국포함)

# 연령별 진료현황(총계) <계속>

## Disease Categories by Age(Total) <Cont'd>

(단위 : 명, 일, 천원)

Unit : Person, Day, KRW 1,000

74 세			75 세이상				
요양급여일수 Reimbursed Days	진료비 Medical Expense	급여비 Benefit	진료실인원수 Patients	입내원일수 Visits	요양급여일수 Reimbursed Days	진료비 Medical Expense	급여비 Benefit
499,409	3,434,866	2,492,933	10,189	52,685	1,303,078	11,621,761	8,482,766
7,903	1,850,642	1,475,892	1,294	26,326	43,007	7,445,250	5,772,010
491,506	1,584,224	1,017,040	9,590	26,359	1,260,071	4,176,511	2,710,756
1,170,081	6,182,028	4,438,491	23,533	60,301	1,544,037	6,275,742	4,441,033
30,500	3,014,373	2,344,064	2,536	4,990	21,968	2,515,398	1,949,766
1,139,581	3,167,655	2,094,427	23,435	55,311	1,522,069	3,760,343	2,491,267
727,045	12,188,105	8,920,533	47,740	123,253	1,185,090	13,444,534	9,834,764
29,311	7,495,438	5,740,165	5,696	15,835	31,108	7,395,757	5,689,348
697,734	4,692,667	3,180,368	47,214	107,418	1,153,982	6,048,778	4,145,416
1,732,194	7,977,420	5,651,539	52,965	134,067	3,505,496	17,321,630	12,370,205
18,643	3,159,630	2,501,855	2,825	21,892	42,025	7,216,535	5,650,312
1,713,551	4,817,790	3,149,684	50,845	112,175	3,463,471	10,105,095	6,719,893
2,385,690	14,545,146	11,879,546	281,233	578,095	3,527,685	20,318,082	16,590,437
4,316	162,936	125,196	873	4,229	8,816	355,674	270,471
2,381,374	14,382,210	11,754,349	280,501	573,866	3,518,869	19,962,410	16,319,967
1,423,297	8,048,834	6,472,603	140,252	327,929	2,255,336	11,688,689	9,448,353
916	75,552	57,711	136	717	1,596	147,177	111,091
1,422,381	7,973,282	6,414,892	140,158	327,212	2,253,740	11,541,514	9,337,261
5,049,473	27,705,616	22,465,739	584,195	1,399,137	8,955,158	44,402,230	36,033,938
8,160	629,923	478,381	1,527	6,653	14,905	1,318,744	1,006,149
5,041,313	27,075,693	21,987,358	583,174	1,392,484	8,940,253	43,083,485	35,027,788
32,323	652,766	511,912	3,847	8,319	54,883	1,765,539	1,389,597
2,595	434,283	349,725	566	3,960	7,155	1,446,645	1,160,220
29,728	218,483	162,187	3,351	4,359	47,728	318,897	229,379
995,328	76,680,909	60,781,556	128,208	1,735,454	4,251,649	477,528,364	376,061,489
282,804	71,190,776	57,254,917	78,774	1,578,994	2,022,054	461,504,626	365,768,797
712,524	5,490,133	3,526,640	66,380	156,460	2,229,595	16,023,737	10,292,693
8,013,346	45,156,957	35,837,419	763,309	1,942,194	14,264,570	77,074,120	60,976,517
24,396	1,532,640	1,158,029	6,017	42,353	79,980	5,742,057	4,357,929
7,988,950	43,624,316	34,679,390	759,408	1,899,841	14,184,590	71,332,064	56,618,589
760,563	8,931,467	6,495,447	49,926	149,603	1,013,098	10,100,235	7,372,210
14,299	3,356,159	2,430,405	1,403	6,067	16,645	3,394,628	2,480,592
746,264	5,575,308	4,065,042	49,481	143,536	996,453	6,705,608	4,891,618
4,998,875	23,611,561	17,702,509	338,105	842,453	8,276,676	34,570,598	26,238,925
10,550	1,612,179	1,187,245	892	3,395	11,102	1,485,570	1,087,555
4,988,325	21,999,382	16,515,265	337,772	839,058	8,265,574	33,085,029	25,151,369
84,282	671,036	503,842	8,706	16,577	99,412	699,604	530,980
486	80,608	59,359	28	96	352	50,563	37,453
83,796	590,428	444,482	8,686	16,481	99,060	649,042	493,527
1,317,546	10,085,844	7,029,633	87,702	212,759	1,862,949	15,394,757	10,886,202
11,333	1,870,139	1,418,905	1,185	13,024	23,230	4,703,496	3,575,685
1,306,213	8,215,704	5,610,728	87,303	199,735	1,839,719	10,691,263	7,310,518
7,275,146	46,905,090	32,893,492	331,908	1,314,457	18,969,352	144,008,051	103,372,228
91,286	12,548,186	9,700,351	15,076	370,510	498,289	64,091,975	49,293,753
7,183,860	34,356,904	23,193,142	324,145	943,947	18,471,063	79,916,075	54,078,477
4,566,645	21,702,561	14,991,424	125,179	573,320	11,273,163	62,554,306	44,501,438
26,732	3,241,366	2,497,982	5,054	138,915	182,268	20,075,182	15,323,572
4,539,913	18,461,195	12,493,442	122,776	434,405	11,090,895	42,479,123	29,177,866
1,223,345	7,284,786	4,670,173	20,380	84,187	2,056,853	13,326,646	8,887,506
12,185	2,263,107	1,736,878	1,308	22,857	35,585	5,622,434	4,293,727
1,211,160	5,021,680	2,933,295	19,794	61,330	2,021,268	7,704,208	4,593,778
53,858	504,846	334,973	2,235	9,980	152,360	1,536,764	1,067,227
1,387	245,370	187,102	226	5,592	7,565	915,726	705,275
52,471	259,475	147,872	2,080	4,388	144,795	621,039	361,953
2,423,452	86,903,907	68,755,025	124,259	1,015,031	5,851,579	330,650,081	261,882,649
199,078	61,994,415	50,135,709	33,813	753,865	1,030,614	285,995,337	228,434,356
2,224,374	24,909,492	18,619,316	100,671	261,166	4,820,965	44,654,744	33,448,293
554,728	17,230,783	12,288,918	306,510	500,622	780,023	22,706,790	16,221,203
376	18,217	13,925	353	431	1,118	43,331	34,414
554,352	17,212,566	12,274,993	306,191	500,191	778,905	22,663,458	16,186,788

Note : Based on the Treatment Month (excluding herbal medicine, including pharmacy in Treatment Days Treatment Amount and Benefit Amount)

제VI-2표  
Table VI-2

298 질병분류별  
Benefits by Classification of 298

구 분 Division			총 계 G.T				0 세	
			진료실인원수 Patients	입내원일수 Visits	요양급여일수 Reimbursed Days	진료비 Medical Expense	급여비 Benefit	진료실인원수 Patients
								입내원일수 Visits
181	계	S.T	21,853,612	64,906,511	118,013,475	4,839,520,207	3,388,140,806	1,345
	입원	I.P	18,248	39,675	117,323	14,773,864	11,303,085	8
	외래	O.P	21,847,895	64,866,836	117,896,152	4,824,746,343	3,376,837,721	1,342
182	계	S.T	1,074,249	1,910,922	8,601,609	90,947,399	62,803,439	2,060
	입원	I.P	12,101	55,498	140,881	22,277,224	16,859,404	19
	외래	O.P	1,071,545	1,855,424	8,460,728	68,670,175	45,944,035	2,050
183	계	S.T	1,101,331	2,254,973	33,431,431	252,776,570	180,046,657	25
	입원	I.P	24,386	214,195	500,931	92,695,364	72,035,685	-
	외래	O.P	1,090,838	2,040,778	32,930,500	160,081,206	108,010,972	25
184	계	S.T	5,097,000	8,838,355	102,324,445	555,606,723	386,689,727	1,377
	입원	I.P	30,566	82,752	236,243	22,257,051	16,775,307	13
	외래	O.P	5,076,841	8,755,603	102,088,202	533,349,672	369,914,420	1,364
185	계	S.T	5,674,698	11,814,017	192,535,691	887,768,511	610,485,656	4,609
	입원	I.P	39,028	175,905	552,571	68,034,125	52,148,339	63
	외래	O.P	5,658,822	11,638,112	191,983,120	819,734,386	558,337,317	4,570
186	계	S.T	104,587	564,348	1,193,589	312,310,377	230,419,931	3
	입원	I.P	73,380	391,596	708,701	300,407,288	223,906,365	1
	외래	O.P	97,146	172,752	484,888	11,903,089	6,513,566	3
187	계	S.T	48,269	235,918	630,383	85,768,864	65,257,927	1,366
	입원	I.P	30,803	95,821	227,061	75,220,896	59,567,676	896
	외래	O.P	46,921	140,097	403,322	10,547,968	5,690,251	1,294
188	계	S.T	21,213	90,104	514,019	28,417,276	21,036,840	1,246
	입원	I.P	6,584	43,875	85,332	24,723,702	19,009,501	60
	외래	O.P	19,932	46,229	428,687	3,693,574	2,027,340	1,229
189	계	S.T	87,030	581,422	19,797,485	272,903,394	241,607,952	11
	입원	I.P	8,855	86,000	379,559	43,830,569	37,719,116	1
	외래	O.P	85,721	495,422	19,417,926	229,072,825	203,888,835	11
190	계	S.T	68,708	310,985	1,409,491	92,228,958	70,177,001	367
	입원	I.P	25,901	221,455	376,450	83,315,629	65,129,869	148
	외래	O.P	52,826	89,530	1,033,041	8,913,329	5,047,131	285
191	계	S.T	63,501	239,285	1,296,597	65,812,167	47,349,322	1
	입원	I.P	20,752	138,212	283,598	52,998,197	39,917,264	-
	외래	O.P	56,303	101,073	1,012,999	12,813,970	7,432,058	1
192	계	S.T	5,310,789	10,116,202	79,017,082	1,412,340,083	974,386,206	18,218
	입원	I.P	192,811	705,935	1,659,004	330,744,551	256,079,940	260
	외래	O.P	5,246,154	9,410,267	77,358,078	1,081,595,532	718,306,266	18,100
193	계	S.T	101,750	509,260	11,628,469	135,428,281	99,260,262	-
	입원	I.P	12,879	217,475	390,443	92,692,198	73,811,645	-
	외래	O.P	96,808	291,785	11,238,026	42,736,083	25,448,617	-
194	계	S.T	1,462,231	3,547,808	83,258,881	591,962,588	413,738,468	450
	입원	I.P	40,448	519,886	1,033,478	208,308,014	165,869,139	52
	외래	O.P	1,444,754	3,027,922	82,225,403	383,654,574	247,869,328	424
195	계	S.T	284,788	1,608,908	18,046,883	686,038,826	497,407,204	9
	입원	I.P	104,141	903,737	2,135,657	604,016,680	452,659,581	3
	외래	O.P	269,056	705,171	15,911,226	82,022,146	44,747,622	8
196	계	S.T	157,157	633,699	6,057,827	154,225,519	101,279,174	2
	입원	I.P	22,793	236,484	549,135	94,365,895	71,568,723	1
	외래	O.P	150,505	397,215	5,508,692	59,859,624	29,710,451	2
197	계	S.T	403,802	1,118,624	11,267,674	304,432,368	219,959,674	716
	입원	I.P	64,592	425,441	993,112	217,716,788	171,888,553	237
	외래	O.P	365,040	693,183	10,274,562	86,715,580	48,071,121	570
198	계	S.T	3,535,473	7,619,738	37,665,556	342,521,310	244,793,888	22,869
	입원	I.P	32,259	296,606	530,628	69,493,802	52,952,966	140
	외래	O.P	3,527,191	7,323,132	37,134,928	273,027,507	191,840,922	22,833
199	계	S.T	11,682,865	32,369,037	228,175,390	1,554,970,035	1,123,222,508	96,647
	입원	I.P	39,960	534,778	764,700	91,459,096	70,524,831	169
	외래	O.P	11,668,204	31,834,259	227,410,690	1,463,510,939	1,052,697,677	96,608
200	계	S.T	1,776,369	6,483,187	139,320,234	675,120,174	530,228,480	67
	입원	I.P	20,940	298,550	570,278	69,448,987	54,524,318	-
	외래	O.P	1,770,958	6,184,637	138,749,956	605,671,187	475,704,162	67

주 : 진료일 기준 (한의원료 제외, 요양급여일수, 진료비와 급여비는 약국포함)

# 연령별 진료현황(총계) <계속>

Disease Categories by Age(Total) <Cont'd>

(단위 : 명, 일, 천원)

Unit : Person, Day, KRW 1,000

0Age			1 ~ 4세				
요양급여일수 Reimbursed Days	진료비 Medical Expense	급여비 Benefit	진료실인원수 Patients	입내원일수 Visits	요양급여일수 Reimbursed Days	진료비 Medical Expense	급여비 Benefit
1,759	38,293	35,707	169,686	255,340	297,128	13,972,653	11,148,997
39	5,219	5,174	58	85	226	36,772	32,886
1,720	33,074	30,533	169,658	255,255	296,902	13,935,881	11,116,111
4,625	111,390	103,493	43,406	61,697	177,353	1,875,945	1,523,610
143	54,707	51,850	489	1,646	3,223	353,764	314,019
4,482	56,683	51,642	43,070	60,051	174,130	1,522,181	1,209,590
145	1,333	1,206	653	964	4,726	53,837	44,493
-	-	-	10	52	150	21,962	19,376
145	1,333	1,206	649	912	4,576	31,875	25,116
7,610	76,928	70,829	30,630	44,112	197,250	1,469,664	1,192,954
58	17,954	17,337	275	553	1,247	106,150	97,214
7,552	58,973	53,492	30,388	43,559	196,003	1,363,514	1,095,740
22,006	462,014	428,852	30,838	44,828	201,015	1,694,303	1,409,597
508	258,025	245,200	144	806	1,911	393,642	359,130
21,498	203,989	183,652	30,740	44,022	199,104	1,300,661	1,050,467
8	6,235	5,231	204	652	1,225	272,038	236,679
3	5,945	5,067	65	391	608	253,119	223,750
5	290	164	192	261	617	18,919	12,929
7,349	2,932,535	2,737,174	2,784	9,328	13,943	4,447,352	4,079,480
3,174	2,705,037	2,539,793	1,664	2,727	4,766	4,019,990	3,777,943
4,175	227,498	197,381	2,625	6,601	9,177	427,362	301,536
2,417	393,319	367,242	956	1,925	4,696	477,339	420,488
431	345,655	325,027	77	505	929	410,903	374,542
1,986	47,664	42,215	935	1,420	3,767	66,436	45,946
62	1,111	970	179	483	2,816	113,689	98,245
1	62	59	38	229	471	92,454	81,770
61	1,050	912	159	254	2,345	21,235	16,475
2,980	1,053,639	999,501	4,991	10,747	43,997	2,720,317	2,332,238
1,727	1,025,056	975,448	1,621	4,929	9,691	2,218,476	2,007,098
1,253	28,583	24,053	3,980	5,818	34,306	501,841	325,140
5	731	585	7	7	26	199	158
-	-	-	-	-	-	-	-
5	731	585	7	7	26	199	158
124,096	1,129,067	1,035,298	165,759	314,559	1,914,069	10,479,415	8,488,667
1,114	334,552	323,249	1,818	3,736	7,857	911,442	832,080
122,982	794,515	712,049	164,665	310,823	1,906,212	9,567,973	7,656,587
-	-	-	1	1	2	23	20
-	-	-	-	-	-	-	-
-	-	-	1	1	2	23	20
4,236	631,915	576,263	1,190	2,912	15,564	841,338	727,647
823	546,956	508,180	103	756	1,416	638,498	582,701
3,413	84,960	68,083	1,147	2,156	14,148	202,840	144,946
476	15,691	13,072	50	129	2,280	22,773	16,466
27	9,645	8,140	5	25	56	9,489	8,637
449	6,045	4,932	48	104	2,224	13,284	7,829
81	27,077	26,856	179	659	3,251	125,629	109,763
47	25,413	25,274	26	251	514	101,809	91,947
34	1,664	1,582	163	408	2,737	23,820	17,816
6,983	989,508	926,274	4,180	9,661	40,312	2,036,397	1,758,206
2,530	905,548	855,923	1,265	3,860	8,237	1,637,690	1,481,639
4,453	83,961	70,351	3,157	5,801	32,075	398,708	276,567
73,674	1,434,585	1,296,626	153,701	258,386	997,643	8,906,922	7,205,149
1,556	431,290	413,886	770	3,792	7,395	962,710	839,782
72,118	1,003,295	882,741	153,493	254,594	990,248	7,944,212	6,365,367
512,412	5,588,402	5,035,123	543,285	1,307,664	6,017,027	43,476,450	34,890,295
1,109	157,611	145,166	1,727	4,764	10,831	1,190,765	1,055,240
511,303	5,430,791	4,889,957	543,008	1,302,900	6,006,196	42,285,685	33,835,055
107	2,193	2,039	1,018	2,150	21,591	198,473	167,231
-	-	-	27	299	530	73,507	66,887
107	2,193	2,039	1,011	1,851	21,061	124,966	100,344

Note : Based on the Treatment Month (excluding herbal medicine, including pharmacy in Treatment Days Treatment Amount and Benefit Amount)

제VI-2표  
Table VI-2

298 질병분류별  
Benefits by Classification of 298

구 분 Division			5 ~ 9 세				10 세 ~		
			진료실인원수 Patients	입내원일수 Visits	요양급여일수 Reimbursed Days	진료비 Medical Expense	급여비 Benefit	진료실인원수 Patients	입내원일수 Visits
181	계	S.T	1,290,990	2,996,405	3,310,572	129,246,394	94,643,515	940,102	1,969,017
	입원	I.P	2,141	3,868	14,032	1,875,731	1,639,605	867	2,000
	외래	O.P	1,290,947	2,992,537	3,296,540	127,370,663	93,003,909	940,061	1,967,017
182	계	S.T	62,114	85,649	240,506	2,711,660	1,971,681	45,393	64,971
	입원	I.P	432	1,162	3,087	363,216	326,393	484	1,478
	외래	O.P	61,964	84,487	237,419	2,348,444	1,645,288	45,317	63,493
183	계	S.T	2,041	2,973	15,444	133,986	102,169	8,788	12,754
	입원	I.P	15	103	263	35,617	32,336	44	264
	외래	O.P	2,035	2,870	15,181	98,369	69,833	8,769	12,490
184	계	S.T	68,556	94,726	447,686	3,047,648	2,221,785	151,690	219,630
	입원	I.P	306	577	1,478	116,647	106,799	550	1,568
	외래	O.P	68,302	94,149	446,208	2,931,001	2,114,986	151,321	218,062
185	계	S.T	48,709	66,656	341,119	2,405,740	1,773,709	77,064	109,764
	입원	I.P	139	586	2,262	310,763	277,179	214	993
	외래	O.P	48,603	66,070	338,857	2,094,977	1,496,531	76,943	108,771
186	계	S.T	3,084	12,377	21,685	6,540,969	5,561,419	7,661	31,850
	입원	I.P	1,714	7,891	13,735	6,307,515	5,429,843	4,441	20,656
	외래	O.P	2,883	4,486	7,950	233,455	131,577	7,190	11,194
187	계	S.T	1,657	5,464	7,941	2,760,596	2,494,113	491	1,468
	입원	I.P	1,114	1,581	3,357	2,513,928	2,366,165	226	390
	외래	O.P	1,538	3,883	4,584	246,668	127,947	474	1,078
188	계	S.T	325	595	1,879	119,001	96,448	120	217
	입원	I.P	37	101	218	91,507	80,257	9	38
	외래	O.P	320	494	1,661	27,494	16,191	118	179
189	계	S.T	454	3,674	39,677	1,157,439	1,027,920	1,432	17,898
	입원	I.P	147	1,889	7,274	808,159	725,537	703	6,148
	외래	O.P	419	1,785	32,403	349,280	302,383	1,365	11,750
190	계	S.T	3,614	6,772	35,372	1,158,538	927,677	2,037	4,091
	입원	I.P	714	2,307	4,671	822,016	740,078	329	1,589
	외래	O.P	3,057	4,465	30,701	336,522	187,599	1,800	2,502
191	계	S.T	19	58	218	11,777	10,127	149	675
	입원	I.P	10	41	79	10,771	9,504	80	468
	외래	O.P	14	17	139	1,007	622	122	207
192	계	S.T	171,251	264,535	1,440,088	9,271,479	6,795,135	144,286	213,078
	입원	I.P	1,687	3,529	7,172	920,596	824,557	1,806	5,254
	외래	O.P	170,111	261,006	1,432,916	8,350,883	5,970,578	143,426	207,824
193	계	S.T	4	5	10	346	243	21	36
	입원	I.P	-	-	-	-	-	-	-
	외래	O.P	4	5	10	346	243	21	36
194	계	S.T	2,212	4,699	33,850	655,941	458,677	12,495	27,166
	입원	I.P	103	568	1,514	260,849	227,268	183	1,089
	외래	O.P	2,173	4,131	32,336	395,092	231,408	12,422	26,077
195	계	S.T	101	427	3,412	123,686	102,070	197	779
	입원	I.P	20	196	352	97,371	88,497	43	355
	외래	O.P	98	231	3,060	26,315	13,573	189	424
196	계	S.T	300	1,223	4,551	251,511	210,076	500	2,554
	입원	I.P	63	550	847	202,518	180,672	141	1,404
	외래	O.P	282	673	3,704	48,993	29,404	468	1,150
197	계	S.T	3,150	7,773	31,506	1,182,108	983,011	2,674	6,062
	입원	I.P	735	2,486	5,505	762,628	709,386	578	2,490
	외래	O.P	2,551	5,287	26,001	419,480	273,626	2,216	3,572
198	계	S.T	176,636	296,247	1,224,830	10,666,382	7,835,472	175,490	323,081
	입원	I.P	727	3,820	7,299	910,839	794,697	726	4,754
	외래	O.P	176,382	292,427	1,217,531	9,755,542	7,040,774	175,311	318,327
199	계	S.T	587,099	1,213,635	6,280,639	44,794,491	31,762,977	481,720	1,102,098
	입원	I.P	1,144	3,051	7,242	773,531	688,631	1,328	4,428
	외래	O.P	586,789	1,210,584	6,273,397	44,020,960	31,074,347	481,419	1,097,670
200	계	S.T	3,033	5,448	56,075	583,569	472,597	6,977	14,491
	입원	I.P	47	280	811	100,415	87,458	95	739
	외래	O.P	3,012	5,168	55,264	483,154	385,140	6,962	13,752

주 : 진료일 기준 (한의원류 제외, 요양급여일수, 진료비와 급여비는 약국포함)



# 연령별 진료현황(총계) <계속>

## Disease Categories by Age(Total) <Cont'd>

(단위 : 명, 일, 천원)

Unit : Person, Day, KRW 1,000

14 세			15 ~ 19 세				
요양급여일수 Reimbursed Days	진료비 Medical Expense	급여비 Benefit	진료실인원수 Patients	입내원일수 Visits	요양급여일수 Reimbursed Days	진료비 Medical Expense	급여비 Benefit
2,205,923	76,240,914	54,276,158	652,926	1,533,541	2,600,696	73,921,271	51,250,265
6,707	941,024	818,578	704	1,465	5,351	743,542	569,515
2,199,216	75,299,890	53,457,580	652,874	1,532,076	2,595,345	73,177,729	50,680,750
194,308	2,700,471	1,917,488	42,984	61,598	209,276	2,694,451	1,854,110
4,350	586,374	518,902	405	1,224	3,923	554,109	436,032
189,958	2,114,097	1,398,586	42,920	60,374	205,353	2,140,342	1,418,078
71,050	530,332	389,681	25,163	40,939	209,887	1,593,284	1,140,510
772	110,743	98,460	131	732	2,185	277,950	224,849
70,278	419,589	291,221	25,106	40,207	207,702	1,315,335	915,662
1,103,696	7,450,059	5,304,854	285,593	506,297	2,260,693	15,804,682	11,135,840
3,691	315,812	281,604	1,000	2,332	6,165	564,958	450,152
1,100,005	7,134,247	5,023,250	285,029	503,965	2,254,528	15,239,724	10,685,688
635,167	4,221,455	3,001,942	183,421	308,377	1,921,746	11,894,340	8,300,742
2,854	386,811	341,837	478	1,915	6,398	589,839	464,128
632,313	3,834,644	2,660,105	183,176	306,462	1,915,348	11,304,501	7,836,614
57,117	16,884,802	14,289,846	8,045	33,358	63,345	17,852,962	13,617,209
36,593	16,275,029	13,947,488	4,645	21,382	39,285	17,123,313	13,204,315
20,524	609,774	342,358	7,591	11,976	24,060	729,649	412,894
2,375	574,482	507,097	419	1,514	2,804	548,650	414,198
911	508,185	476,751	203	521	1,345	475,381	376,817
1,464	66,297	30,346	413	993	1,459	73,269	37,381
981	31,991	25,031	116	290	1,192	81,648	62,370
66	22,226	19,975	20	104	353	70,860	56,366
915	9,764	5,056	109	186	839	10,788	6,005
318,048	7,164,816	6,391,237	3,497	38,568	815,465	18,040,274	15,975,848
37,266	3,321,678	2,985,067	1,117	9,611	62,879	5,464,100	4,784,972
280,782	3,843,139	3,406,170	3,412	28,957	752,586	12,576,174	11,190,877
16,029	763,373	609,252	2,277	4,756	17,816	908,493	663,815
3,039	587,134	516,326	346	1,869	3,613	692,128	545,177
12,990	176,239	92,926	2,033	2,887	14,203	216,364	118,638
1,663	154,990	131,362	524	2,295	6,887	525,654	385,981
940	137,532	122,555	267	1,575	3,243	450,916	344,902
723	17,458	8,807	433	720	3,644	74,738	41,079
951,134	8,339,171	6,090,342	232,681	420,843	1,720,171	16,835,083	12,064,732
11,221	1,798,961	1,626,698	3,848	10,382	22,698	4,412,971	3,539,158
939,913	6,540,209	4,463,644	231,521	410,461	1,697,473	12,422,113	8,525,573
348	2,495	1,736	122	237	2,369	41,361	28,785
-	-	-	8	61	154	26,382	19,653
348	2,495	1,736	120	176	2,215	14,979	9,132
251,992	2,558,514	1,621,598	23,426	47,765	599,896	4,548,789	2,998,096
2,742	470,403	416,557	380	2,194	5,821	757,871	607,792
249,250	2,088,111	1,205,041	23,251	45,571	594,075	3,790,917	2,390,304
9,111	249,303	205,186	726	3,289	29,123	1,409,179	1,029,328
738	205,637	183,718	256	1,764	5,070	1,243,279	941,758
8,373	43,666	21,469	680	1,525	24,053	165,899	87,570
10,108	617,408	522,141	756	4,060	20,745	1,092,455	818,643
2,277	528,066	473,614	290	2,438	4,995	919,708	725,710
7,831	89,342	48,528	679	1,622	15,750	172,747	92,932
32,557	1,159,154	956,281	4,889	9,922	60,163	1,858,084	1,345,733
5,236	854,229	780,273	925	2,789	7,245	1,246,494	1,010,435
27,321	304,925	176,008	4,161	7,133	52,918	611,590	335,298
1,444,133	12,107,750	8,610,332	210,763	447,709	2,513,050	17,929,209	12,562,167
8,735	1,076,246	939,198	1,222	7,326	13,909	1,742,999	1,340,890
1,435,398	11,031,504	7,671,134	210,558	440,383	2,499,141	16,186,210	11,221,277
6,333,025	45,518,740	31,066,424	482,981	1,301,261	9,731,777	60,846,268	42,273,923
11,309	1,168,110	1,022,987	1,737	5,728	14,142	1,619,542	1,317,593
6,321,716	44,350,629	30,043,437	482,671	1,295,533	9,717,635	59,226,725	40,956,330
153,099	1,864,556	1,536,213	15,340	33,916	377,577	3,776,028	3,046,214
1,891	228,811	199,062	171	1,339	3,677	428,602	350,297
151,208	1,635,745	1,337,150	15,300	32,577	373,900	3,347,426	2,695,917

Note : Based on the Treatment Month (excluding herbal medicine, including pharmacy in Treatment Days Treatment Amount and Benefit Amount)

제VI-2표  
Table VI-2

298 질병분류별  
Benefits by Classification of 298

구 분 Division			20 ~ 24 세				25 세 ~		
			진료실인원수 Patients	입내원일수 Visits	요양급여일수 Reimbursed Days	진료비 Medical Expense	급여비 Benefit	진료실인원수 Patients	입내원일수 Visits
181	계	S.T	1,185,407	2,845,783	5,254,200	166,105,893	113,552,642	1,502,555	3,447,620
	입원	I.P	1,211	2,360	9,013	1,267,867	941,466	933	1,848
	외래	O.P	1,185,331	2,843,423	5,245,187	164,838,026	112,611,176	1,502,480	3,445,772
182	계	S.T	48,874	70,943	265,008	3,564,564	2,390,319	58,460	85,818
	입원	I.P	593	1,873	6,042	841,547	627,662	684	2,325
	외래	O.P	48,770	69,070	258,966	2,723,017	1,762,657	58,340	83,493
183	계	S.T	22,347	33,304	274,297	2,422,577	1,696,326	32,265	48,619
	입원	I.P	222	1,550	3,921	578,428	440,668	321	1,610
	외래	O.P	22,258	31,754	270,376	1,844,150	1,255,658	32,141	47,009
184	계	S.T	214,438	305,759	2,056,071	15,626,727	10,714,721	284,431	406,485
	입원	I.P	1,601	2,589	7,567	692,051	522,891	2,236	3,676
	외래	O.P	213,290	303,170	2,048,504	14,934,677	10,191,830	282,871	402,809
185	계	S.T	199,670	314,340	2,872,061	18,166,945	12,409,073	286,534	464,692
	입원	I.P	879	2,457	8,167	861,811	657,539	1,390	3,640
	외래	O.P	199,172	311,883	2,863,894	17,305,134	11,751,534	285,810	461,052
186	계	S.T	7,047	34,175	66,891	19,229,651	13,919,711	8,723	40,761
	입원	I.P	4,794	23,201	42,732	18,509,936	13,528,430	5,809	26,819
	외래	O.P	6,526	10,974	24,159	719,715	391,281	8,173	13,942
187	계	S.T	846	3,531	7,525	1,262,956	928,300	1,120	4,619
	입원	I.P	474	1,440	3,602	1,102,600	845,445	633	1,708
	외래	O.P	828	2,091	3,923	160,355	82,854	1,101	2,911
188	계	S.T	204	590	2,680	117,887	81,011	388	1,301
	입원	I.P	39	193	390	89,500	65,779	120	446
	외래	O.P	200	397	2,290	28,386	15,232	378	855
189	계	S.T	6,504	53,471	1,506,242	30,103,892	26,693,415	8,907	63,306
	입원	I.P	985	8,588	44,360	4,883,866	4,180,888	1,023	8,312
	외래	O.P	6,397	44,883	1,461,882	25,220,026	22,512,527	8,782	54,994
190	계	S.T	2,262	4,906	18,095	1,232,675	850,544	3,069	6,723
	입원	I.P	562	2,446	4,785	951,560	717,147	766	3,333
	외래	O.P	1,864	2,460	13,310	281,116	133,397	2,522	3,390
191	계	S.T	1,248	4,966	15,496	1,237,743	882,628	2,589	10,120
	입원	I.P	602	3,282	6,865	1,033,425	771,889	1,226	6,316
	외래	O.P	1,014	1,684	8,631	204,318	110,739	2,161	3,804
192	계	S.T	166,340	270,217	1,413,635	21,114,066	14,922,879	220,447	369,841
	입원	I.P	7,358	18,568	40,226	8,702,206	6,672,036	12,072	28,692
	외래	O.P	164,451	251,649	1,373,409	12,411,860	8,250,843	217,752	341,149
193	계	S.T	687	1,750	18,714	321,287	226,254	1,922	5,883
	입원	I.P	88	673	1,577	224,890	168,739	244	2,482
	외래	O.P	650	1,077	17,137	96,396	57,515	1,826	3,401
194	계	S.T	41,282	76,211	1,032,576	7,801,887	5,209,039	65,160	121,094
	입원	I.P	825	4,391	13,606	1,511,422	1,167,902	1,372	7,410
	외래	O.P	40,868	71,820	1,018,970	6,290,466	4,041,138	64,457	113,684
195	계	S.T	2,572	12,255	92,696	5,701,026	4,046,727	6,121	29,801
	입원	I.P	1,084	6,257	16,921	5,066,231	3,714,402	2,714	14,817
	외래	O.P	2,463	5,998	75,775	634,795	332,325	5,896	14,984
196	계	S.T	1,397	7,023	43,945	1,913,241	1,361,057	3,097	17,692
	입원	I.P	465	4,151	10,352	1,538,510	1,161,387	1,037	10,246
	외래	O.P	1,256	2,872	33,593	374,731	199,671	2,811	7,446
197	계	S.T	7,789	15,093	102,324	3,446,168	2,367,750	13,840	26,768
	입원	I.P	1,641	4,445	12,346	2,202,816	1,694,398	2,509	6,713
	외래	O.P	6,510	10,648	89,978	1,243,353	673,352	12,042	20,055
198	계	S.T	256,390	524,499	2,953,207	22,172,503	15,392,770	318,884	643,800
	입원	I.P	1,761	10,416	19,947	2,488,140	1,857,833	1,808	10,200
	외래	O.P	256,128	514,083	2,933,260	19,684,363	13,534,937	318,563	633,600
199	계	S.T	674,133	1,802,195	14,001,310	101,613,052	73,407,435	822,139	2,192,724
	입원	I.P	1,805	6,343	15,184	1,591,772	1,196,016	1,957	6,175
	외래	O.P	673,748	1,795,852	13,986,126	100,021,280	72,211,419	821,683	2,186,549
200	계	S.T	24,864	61,814	1,031,406	6,436,914	4,955,087	48,221	139,220
	입원	I.P	273	1,920	5,117	504,661	393,194	473	2,914
	외래	O.P	24,791	59,894	1,026,289	5,932,253	4,561,893	48,114	136,306

주 : 진료일 기준 (한의원료 제외, 요양급여일수, 진료비와 급여비는 약국포함)

# 연령별 진료현황(총계) <계속>

Disease Categories by Age(Total) <Cont'd>

(단위 : 명, 일, 천원)

Unit : Person, Day, KRW 1,000

29 세			30 ~ 34 세				
요양급여일수 Reimbursed Days	진료비 Medical Expense	급여비 Benefit	진료실인원수 Patients	입내원일수 Visits	요양급여일수 Reimbursed Days	진료비 Medical Expense	급여비 Benefit
5,980,122	201,052,900	138,265,434	1,430,100	3,271,800	5,417,571	188,415,400	130,179,492
6,912	897,324	663,154	705	1,338	5,598	636,857	472,009
5,973,210	200,155,576	137,602,280	1,430,017	3,270,462	5,411,973	187,778,543	129,707,483
331,503	4,448,885	2,970,260	52,646	79,619	317,939	4,318,655	2,878,333
7,059	1,032,341	768,081	693	2,287	7,383	1,077,865	799,145
324,444	3,416,543	2,202,179	52,538	77,332	310,556	3,240,789	2,079,189
487,872	4,050,726	2,806,644	37,048	58,288	652,363	5,426,804	3,746,018
4,901	688,749	529,176	405	2,210	6,415	909,792	697,371
482,971	3,361,977	2,277,468	36,871	56,078	645,948	4,517,012	3,048,647
3,083,907	24,164,417	16,581,119	288,723	423,357	3,523,267	28,253,974	19,395,977
10,944	995,519	751,684	2,116	3,500	10,611	1,003,104	751,425
3,072,963	23,168,898	15,829,434	287,232	419,857	3,512,656	27,250,869	18,644,552
4,750,980	30,519,230	20,780,196	305,389	514,466	5,791,799	37,558,234	25,568,044
12,299	1,432,162	1,061,450	1,522	4,065	14,847	1,829,177	1,366,332
4,738,681	29,087,068	19,718,746	304,679	510,401	5,776,952	35,729,057	24,201,713
81,351	23,233,153	16,845,731	8,237	40,195	79,888	22,977,482	16,679,168
50,051	22,270,798	16,314,262	5,718	26,818	49,919	22,061,742	16,173,638
31,300	962,355	531,469	7,692	13,377	29,969	915,740	505,531
10,091	1,659,387	1,220,820	1,211	4,748	10,632	1,637,922	1,202,325
4,463	1,445,203	1,106,727	629	1,662	4,335	1,407,216	1,078,415
5,628	214,183	114,094	1,182	3,086	6,297	230,705	123,910
5,865	357,879	249,952	727	2,747	9,220	766,585	544,636
1,158	292,056	215,611	278	1,036	2,483	641,222	475,325
4,707	65,823	34,341	707	1,711	6,737	125,363	69,312
1,999,786	37,359,791	33,186,941	8,570	57,802	1,900,677	32,746,815	29,073,178
41,019	5,034,661	4,331,296	791	7,248	32,963	4,317,937	3,699,725
1,958,767	32,325,130	28,855,645	8,484	50,554	1,867,714	28,428,878	25,373,453
29,755	1,755,401	1,198,573	2,648	6,949	28,120	1,733,125	1,196,783
6,758	1,333,402	994,606	684	3,633	6,697	1,356,670	1,007,319
22,997	421,999	203,967	2,189	3,316	21,423	376,455	189,463
33,173	2,514,515	1,788,634	3,751	14,469	51,008	3,663,747	2,581,470
13,635	2,039,136	1,524,777	1,698	8,713	18,981	2,948,567	2,184,373
19,538	475,379	263,857	3,236	5,756	32,027	715,180	397,097
2,023,902	37,229,136	26,296,714	241,876	418,968	2,359,566	52,955,065	36,979,588
62,408	14,301,406	11,026,621	13,353	30,998	71,137	16,059,079	12,371,293
1,961,494	22,927,729	15,270,093	238,878	387,970	2,288,429	36,895,986	24,608,295
72,419	1,432,481	1,051,685	3,179	12,816	162,679	3,993,880	3,021,376
5,009	1,093,548	852,194	431	6,354	12,197	3,260,360	2,590,598
67,410	338,933	199,491	3,000	6,462	150,482	733,520	430,779
1,814,524	13,837,974	9,405,315	78,851	151,699	2,730,274	18,136,791	12,249,190
23,198	3,237,973	2,554,604	1,517	9,333	28,133	3,833,060	2,994,897
1,791,326	10,600,002	6,850,712	78,080	142,366	2,702,141	14,303,730	9,254,293
228,702	14,285,659	10,170,346	10,554	51,489	412,530	24,543,302	17,376,758
42,740	12,670,888	9,318,623	4,721	24,628	74,518	21,645,852	15,852,292
185,962	1,614,771	851,723	10,226	26,861	338,012	2,897,450	1,524,466
105,094	4,807,358	3,405,143	4,388	22,902	158,140	6,674,749	4,717,461
23,162	3,908,647	2,938,668	1,320	12,803	30,150	5,265,020	3,986,060
81,932	898,711	466,475	4,053	10,099	127,990	1,409,728	731,401
170,085	5,997,722	4,016,517	18,384	35,965	239,747	8,170,056	5,481,602
20,629	3,680,785	2,759,468	2,710	7,824	24,835	4,821,564	3,637,412
149,456	2,316,937	1,257,050	16,621	28,141	214,912	3,348,492	1,844,190
3,407,251	27,151,415	18,828,881	278,025	555,876	2,843,428	23,815,515	16,512,190
20,677	2,488,701	1,854,880	1,570	9,625	19,177	2,355,543	1,767,760
3,386,574	24,662,714	16,974,001	277,728	546,251	2,824,251	21,459,971	14,744,429
15,950,946	123,403,471	89,105,525	760,126	2,009,413	13,879,653	109,686,791	78,696,412
16,038	1,639,577	1,226,982	1,843	6,435	15,717	1,705,043	1,289,198
15,934,908	121,763,895	87,878,542	759,616	2,002,978	13,863,936	107,981,748	77,407,214
2,737,687	12,959,109	9,733,521	67,363	213,645	4,745,512	19,479,768	14,515,298
9,186	812,521	631,993	546	3,282	9,541	900,943	684,363
2,728,501	12,146,589	9,101,528	67,247	210,363	4,735,971	18,578,824	13,830,935

Note : Based on the Treatment Month (excluding herbal medicine, including pharmacy in Treatment Days Treatment Amount and Benefit Amount)

제VI-2표  
Table VI-2

298 질병분류별  
Benefits by Classification of 298

구 분 Division			35 ~ 39 세				40 세 ~	
			진료실인원수 Patients	입내원일수 Visits	요양급여일수 Reimbursed Days	진료비 Medical Expense	급여비 Benefit	진료실인원수 Patients
181	계	S.T	1,291,311	3,156,042	5,307,588	179,382,353	124,129,686	1,525,647
	입원	I.P	609	1,383	4,498	564,620	419,362	648
	외래	O.P	1,291,208	3,154,659	5,303,090	178,817,733	123,710,324	1,525,500
182	계	S.T	50,008	79,452	334,900	4,194,675	2,785,373	57,142
	입원	I.P	657	2,173	6,673	962,613	713,562	765
	외래	O.P	49,901	77,279	328,227	3,232,062	2,071,811	57,009
183	계	S.T	44,276	74,374	923,192	7,855,202	5,428,924	99,357
	입원	I.P	663	3,667	10,781	1,631,442	1,249,152	1,121
	외래	O.P	44,028	70,707	912,411	6,223,760	4,179,772	98,948
184	계	S.T	289,224	443,510	4,103,111	31,417,837	21,572,931	421,589
	입원	I.P	1,818	3,139	9,906	941,763	698,587	2,043
	외래	O.P	287,949	440,371	4,093,205	30,476,074	20,874,344	420,172
185	계	S.T	315,948	564,506	6,997,845	43,842,533	29,809,073	480,497
	입원	I.P	1,729	5,136	18,244	2,265,815	1,693,506	2,585
	외래	O.P	315,199	559,370	6,979,601	41,576,718	28,115,567	479,463
186	계	S.T	7,894	40,270	82,688	23,391,875	16,968,000	8,223
	입원	I.P	5,717	27,273	51,093	22,482,557	16,470,049	6,009
	외래	O.P	7,390	12,997	31,595	909,318	497,951	7,743
187	계	S.T	1,183	4,539	10,414	1,702,869	1,249,378	1,474
	입원	I.P	635	1,658	4,418	1,484,069	1,131,641	891
	외래	O.P	1,162	2,881	5,996	218,801	117,737	1,433
188	계	S.T	1,089	3,961	14,307	1,014,753	699,168	1,335
	입원	I.P	401	1,384	3,495	838,332	608,889	623
	외래	O.P	1,056	2,577	10,812	176,421	90,279	1,284
189	계	S.T	7,484	48,175	1,671,000	26,820,297	23,802,882	7,835
	입원	I.P	626	5,311	27,636	3,207,104	2,743,505	582
	외래	O.P	7,410	42,864	1,643,364	23,613,194	21,059,377	7,766
190	계	S.T	2,470	7,054	33,011	1,948,714	1,408,550	3,018
	입원	I.P	711	4,039	7,572	1,628,718	1,239,652	1,030
	외래	O.P	1,999	3,015	25,439	319,996	168,898	2,410
191	계	S.T	4,356	17,174	66,649	4,370,039	3,096,746	6,075
	입원	I.P	1,929	10,235	22,372	3,515,461	2,618,721	2,354
	외래	O.P	3,750	6,939	44,277	854,578	478,024	5,391
192	계	S.T	249,938	443,634	2,683,571	65,690,659	45,444,195	402,046
	입원	I.P	13,476	33,159	79,057	17,135,859	13,180,361	16,756
	외래	O.P	246,927	410,475	2,604,514	48,554,800	32,263,834	397,726
193	계	S.T	4,898	21,514	350,529	5,809,974	4,300,165	8,300
	입원	I.P	669	10,017	19,080	4,376,631	3,438,152	1,185
	외래	O.P	4,657	11,497	331,449	1,433,343	862,013	7,883
194	계	S.T	88,573	181,615	3,856,825	24,249,201	16,570,771	121,528
	입원	I.P	1,774	14,591	37,746	5,976,890	4,728,248	2,366
	외래	O.P	87,741	167,024	3,819,079	18,272,311	11,842,524	120,400
195	계	S.T	14,683	69,004	628,985	31,613,700	22,258,615	21,141
	입원	I.P	6,104	31,434	97,010	27,492,089	20,096,746	7,996
	외래	O.P	14,246	37,570	531,975	4,121,612	2,161,869	20,514
196	계	S.T	5,770	33,259	267,930	9,175,861	6,422,022	8,312
	입원	I.P	1,688	17,642	42,113	6,981,128	5,274,736	2,067
	외래	O.P	5,377	15,617	225,817	2,194,733	1,147,285	7,824
197	계	S.T	21,277	45,847	358,485	11,051,280	7,466,540	31,072
	입원	I.P	2,805	10,554	32,646	6,786,682	5,129,444	3,476
	외래	O.P	19,741	35,293	325,839	4,264,599	2,337,096	29,296
198	계	S.T	229,617	456,516	2,309,251	20,074,009	13,920,642	245,147
	입원	I.P	1,514	11,077	21,133	2,612,652	1,952,233	1,825
	외래	O.P	229,319	445,439	2,288,118	17,461,357	11,968,409	244,751
199	계	S.T	683,328	1,803,773	12,500,753	96,545,706	69,132,032	779,971
	입원	I.P	1,644	5,396	13,692	1,573,214	1,189,204	2,098
	외래	O.P	682,886	1,798,377	12,487,061	94,972,492	67,942,828	779,386
200	계	S.T	86,035	287,275	6,951,076	27,098,400	20,288,334	117,944
	입원	I.P	696	4,443	14,538	1,138,617	877,458	950
	외래	O.P	85,870	282,832	6,936,538	25,959,783	19,410,877	117,728

주 : 진료일 기준 (한의원료 제외, 요양급여일수, 진료비와 급여비는 약국포함)

# 연령별 진료현황(총계) <계속>

## Disease Categories by Age(Total) <Cont'd>

(단위 : 명, 일, 천원)

Unit : Person, Day, KRW 1,000

44 세			45 ~ 49 세				
요양급여일수 Reimbursed Days	진료비 Medical Expense	급여비 Benefit	진료실인원수 Patients	입내원일수 Visits	요양급여일수 Reimbursed Days	진료비 Medica Expense	급여비 Benefit
6,883,271	222,694,736	154,222,663	1,595,581	4,530,752	8,253,831	250,856,734	173,795,203
4,968	553,140	409,824	778	1,674	5,509	599,168	445,941
6,878,303	222,141,596	153,812,838	1,595,382	4,529,078	8,248,322	250,257,566	173,349,262
419,720	5,061,211	3,371,237	58,685	99,486	466,723	5,411,914	3,582,409
8,268	1,280,501	946,295	820	2,943	8,592	1,378,109	1,022,046
411,452	3,780,710	2,424,942	58,532	96,543	458,131	4,033,804	2,560,363
2,193,241	15,500,361	10,631,289	96,416	167,952	2,438,401	16,951,211	11,693,200
18,840	2,991,936	2,282,875	1,286	8,204	22,957	3,947,862	3,038,615
2,174,401	12,508,425	8,348,414	95,955	159,748	2,415,444	13,003,349	8,654,585
6,700,944	43,063,942	29,257,579	383,840	612,868	7,143,167	41,746,105	28,409,402
12,987	1,180,692	868,505	2,127	4,445	15,228	1,376,120	1,013,235
6,687,957	41,883,250	28,389,074	382,372	608,423	7,127,939	40,369,985	27,396,167
11,908,586	63,361,441	43,025,824	450,579	846,100	13,160,878	64,147,306	43,490,337
31,166	3,936,435	2,949,358	2,606	8,846	33,994	4,029,859	3,012,083
11,877,420	59,425,005	40,076,466	449,466	837,254	13,126,884	60,117,447	40,478,253
92,491	25,116,697	18,213,356	7,444	41,761	91,177	23,745,805	17,199,130
54,898	24,133,907	17,679,179	5,541	28,960	53,457	22,838,087	16,707,485
37,593	982,790	534,177	6,933	12,801	37,720	907,718	491,645
14,684	2,350,789	1,734,905	1,677	7,402	19,073	2,740,561	2,022,299
6,354	2,054,381	1,576,416	1,021	2,892	7,369	2,391,756	1,836,507
8,330	296,408	158,489	1,650	4,510	11,704	348,805	185,792
19,817	1,736,194	1,230,591	1,227	5,946	23,784	1,706,773	1,224,333
5,882	1,483,113	1,102,201	554	2,773	5,940	1,471,230	1,102,009
13,935	253,081	128,390	1,160	3,173	17,844	235,543	122,324
1,738,135	24,831,048	22,034,623	7,065	42,940	1,663,780	19,960,031	17,707,576
23,647	3,125,949	2,674,693	479	4,245	20,666	2,434,258	2,084,663
1,714,488	21,705,100	19,359,931	6,989	38,695	1,643,114	17,525,774	15,622,913
46,343	2,836,230	2,081,952	3,206	12,703	58,714	3,646,226	2,739,003
11,602	2,458,089	1,880,091	1,186	8,296	15,123	3,236,090	2,514,732
34,741	378,141	201,860	2,509	4,407	43,591	410,136	224,272
97,370	5,644,107	3,977,396	6,003	22,688	110,318	5,775,761	4,071,168
27,614	4,475,915	3,314,820	2,290	12,973	28,694	4,570,895	3,386,433
69,756	1,168,192	662,575	5,292	9,715	81,624	1,204,866	684,735
4,409,895	118,984,108	81,318,726	353,311	634,932	4,471,582	106,399,487	72,460,753
113,708	21,823,456	16,724,849	15,005	41,179	108,973	20,844,371	15,951,478
4,296,187	97,160,651	64,593,877	348,975	593,753	4,362,609	85,555,117	56,509,275
698,194	12,980,687	9,856,034	10,158	52,734	1,040,541	15,293,225	11,343,784
38,407	10,245,868	8,223,469	1,548	24,863	45,926	11,394,382	8,991,543
659,787	2,734,819	1,632,565	9,610	27,871	994,615	3,898,843	2,352,241
5,968,349	37,396,030	25,755,748	127,035	281,910	7,118,755	43,687,221	30,135,799
53,336	10,429,106	8,286,004	2,849	30,265	67,640	12,620,923	10,003,821
5,915,013	26,966,924	17,469,743	125,755	251,645	7,051,115	31,066,299	20,131,978
951,440	41,953,926	29,595,226	22,500	99,465	1,141,062	43,675,127	30,875,992
126,329	36,261,045	26,580,429	7,945	43,897	129,856	37,552,681	27,607,400
825,111	5,692,881	3,014,797	21,850	55,568	1,011,206	6,122,446	3,268,592
371,682	12,022,804	8,316,791	9,476	46,569	440,984	11,567,022	7,829,149
54,271	8,892,207	6,715,218	1,971	20,267	48,637	7,871,551	5,931,072
317,411	3,130,597	1,601,574	8,976	26,302	392,347	3,695,471	1,898,076
555,241	15,812,163	10,722,896	31,574	69,917	689,280	16,889,551	11,518,647
43,840	9,564,114	7,267,637	3,620	16,365	47,694	10,350,138	7,913,534
511,401	6,248,049	3,455,259	29,718	53,552	641,586	6,539,413	3,605,113
2,517,435	22,146,405	15,371,622	222,089	461,189	2,332,909	20,739,529	14,408,424
27,748	3,481,174	2,610,857	1,855	15,208	29,043	3,578,538	2,699,140
2,489,687	18,665,231	12,760,764	221,657	445,981	2,303,866	17,160,991	11,709,284
15,155,867	110,804,529	79,286,399	776,245	2,116,194	15,724,597	107,634,454	76,228,732
20,911	2,582,199	1,960,373	2,231	10,086	24,731	2,839,136	2,157,603
15,134,956	108,222,330	77,326,026	775,534	2,106,108	15,699,866	104,795,318	74,071,128
9,895,499	39,842,956	30,371,462	133,405	447,410	11,222,683	48,696,429	37,768,828
20,838	1,826,139	1,400,163	1,101	8,446	22,399	2,398,396	1,857,876
9,874,661	38,016,817	28,971,300	133,126	438,964	11,200,284	46,298,033	35,910,952

Note : Based on the Treatment Month (excluding herbal medicine, including pharmacy in Treatment Days Treatment Amount and Benefit Amount)

제VI-2표  
Table VI-2

298 질병분류별  
Benefits by Classification of 298

구 분 Division			50 ~ 54 세				55 세 ~	
			진료실인원수 Patients	입내원일수 Visits	요양급여일수 Reimbursed Days	진료비 Medical Expense	급여비 Benefit	진료실인원수 Patients
181	계	S.T	1,969,667	6,050,173	11,431,069	328,260,938	227,417,306	1,914,955
	입원	I.P	924	1,946	5,922	524,728	392,322	950
	외래	O.P	1,969,383	6,048,227	11,425,147	327,736,210	227,024,985	1,914,640
182	계	S.T	73,164	129,410	623,003	6,820,817	4,522,231	77,777
	입원	I.P	957	3,893	10,709	1,726,557	1,284,209	863
	외래	O.P	72,985	125,517	612,294	5,094,260	3,238,021	77,601
183	계	S.T	126,216	228,170	3,448,755	24,217,270	16,727,677	116,444
	입원	I.P	1,949	12,712	36,056	6,172,556	4,750,412	2,273
	외래	O.P	125,477	215,458	3,412,699	18,044,714	11,977,264	115,511
184	계	S.T	467,830	763,119	9,585,590	55,165,244	37,411,771	423,875
	입원	I.P	2,471	5,685	19,191	1,738,121	1,270,765	2,470
	외래	O.P	466,167	757,434	9,566,399	53,427,123	36,141,006	422,221
185	계	S.T	556,576	1,082,757	17,900,964	86,123,467	58,253,619	520,763
	입원	I.P	3,729	12,813	49,742	5,958,095	4,462,573	4,076
	외래	O.P	554,982	1,069,944	17,851,222	80,165,371	53,791,046	519,093
186	계	S.T	8,194	47,072	102,069	26,574,056	19,291,356	7,044
	입원	I.P	6,134	32,908	59,492	25,597,626	18,758,348	5,482
	외래	O.P	7,674	14,164	42,577	976,429	533,008	6,533
187	계	S.T	2,410	11,157	27,356	4,156,835	3,071,014	3,165
	입원	I.P	1,562	4,575	11,406	3,635,816	2,793,314	2,137
	외래	O.P	2,356	6,582	15,950	521,019	277,701	3,070
188	계	S.T	1,303	5,844	24,195	1,848,047	1,336,552	1,327
	입원	I.P	494	2,738	5,692	1,610,988	1,215,508	457
	외래	O.P	1,220	3,106	18,503	237,058	121,044	1,243
189	계	S.T	7,574	44,330	1,756,577	18,973,313	16,808,500	6,341
	입원	I.P	439	3,972	17,782	2,174,503	1,869,826	351
	외래	O.P	7,511	40,358	1,738,795	16,798,810	14,938,674	6,276
190	계	S.T	4,081	17,824	74,182	5,342,065	4,021,231	4,414
	입원	I.P	1,614	12,376	21,602	4,803,559	3,722,704	1,810
	외래	O.P	3,139	5,448	52,580	538,506	298,527	3,344
191	계	S.T	7,369	25,049	137,663	6,324,564	4,468,152	7,095
	입원	I.P	2,339	13,609	29,483	4,820,791	3,597,253	1,944
	외래	O.P	6,608	11,440	108,180	1,503,773	870,899	6,417
192	계	S.T	514,403	918,698	6,528,568	167,875,999	113,549,387	462,378
	입원	I.P	19,002	54,650	157,596	27,342,307	20,909,807	17,260
	외래	O.P	507,941	864,048	6,370,972	140,533,692	92,639,580	455,908
193	계	S.T	13,861	73,621	1,563,936	22,002,469	16,430,439	14,460
	입원	I.P	1,968	33,807	60,866	16,173,060	12,940,954	1,901
	외래	O.P	13,139	39,814	1,503,070	5,829,409	3,489,485	13,728
194	계	S.T	165,612	381,599	9,775,987	63,317,867	44,032,130	165,967
	입원	I.P	3,803	44,544	94,178	19,439,755	15,602,650	4,334
	외래	O.P	163,979	337,055	9,681,809	43,878,112	28,429,480	164,162
195	계	S.T	27,651	122,510	1,457,214	53,081,693	37,582,811	27,682
	입원	I.P	9,293	54,961	159,105	45,555,883	33,532,691	8,855
	외래	O.P	26,804	67,549	1,298,109	7,525,810	4,050,119	26,757
196	계	S.T	13,696	57,733	564,576	13,884,012	9,133,730	16,766
	입원	I.P	2,120	20,938	51,279	8,487,742	6,423,943	2,068
	외래	O.P	13,090	36,795	513,297	5,396,270	2,709,787	16,234
197	계	S.T	41,137	92,831	953,449	22,991,054	15,903,911	40,829
	입원	I.P	4,584	22,915	66,043	14,234,606	11,064,676	4,842
	외래	O.P	38,691	69,916	887,406	8,756,448	4,839,234	38,209
198	계	S.T	240,735	513,518	2,571,330	23,465,332	16,302,196	215,001
	입원	I.P	2,238	19,420	35,558	4,610,512	3,466,620	2,408
	외래	O.P	240,181	494,098	2,535,772	18,854,820	12,835,576	214,357
199	계	S.T	904,056	2,467,490	18,050,510	120,673,221	84,680,222	852,043
	입원	I.P	2,584	14,481	32,570	4,024,141	3,084,865	2,578
	외래	O.P	903,286	2,453,009	18,017,940	116,649,080	81,595,356	851,213
200	계	S.T	180,843	607,220	14,209,818	67,256,905	52,563,990	191,211
	입원	I.P	1,601	14,049	35,513	3,730,550	2,888,503	2,069
	외래	O.P	180,458	593,171	14,174,305	63,526,355	49,675,487	190,674

주 : 진료일 기준 (한의원료 제외, 요양급여일수, 진료비와 급여비는 약국포함)

# 연령별 진료현황(총계) <계속>

Disease Categories by Age(Total) <Cont'd>

(단위 : 명, 일, 천원)

Unit : Person, Day, KRW 1,000

59 세			60 ~ 64 세				
요양급여일수 Reimbursed Days	진료비 Medical Expense	급여비 Benefit	진료실인원수 Patients	입내원일수 Visits	요양급여일수 Reimbursed Days	진료비 Medica Expense	급여비 Benefit
12,190,555	331,869,791	229,943,068	2,082,497	7,052,207	13,810,858	362,872,692	251,489,679
6,086	454,057	344,991	1,144	2,041	6,875	494,873	370,009
12,184,469	331,415,734	229,598,077	2,082,069	7,050,166	13,803,983	362,377,819	251,119,670
711,283	7,204,713	4,796,641	95,620	181,163	920,003	9,013,915	5,996,510
10,074	1,732,342	1,309,463	939	4,624	11,318	2,234,260	1,667,055
701,209	5,472,371	3,487,178	95,423	176,539	908,685	6,779,655	4,329,455
3,636,146	25,651,854	17,838,211	148,407	304,195	4,975,253	34,523,400	24,094,100
43,463	7,607,916	5,885,029	3,051	22,712	59,749	10,732,098	8,324,340
3,592,683	18,043,939	11,953,182	147,187	281,483	4,915,504	23,791,302	15,769,759
9,836,333	52,777,729	35,844,744	518,036	917,972	13,160,204	67,245,145	45,677,028
19,996	1,847,442	1,366,744	2,954	8,111	25,804	2,328,354	1,721,256
9,816,337	50,930,287	34,478,000	516,127	909,861	13,134,400	64,916,792	43,955,772
19,288,074	88,440,551	59,682,316	651,623	1,433,828	26,674,527	118,270,354	79,719,959
56,690	6,590,018	4,970,961	5,267	21,399	77,581	8,944,355	6,810,498
19,231,384	81,850,533	54,711,355	649,718	1,412,429	26,596,946	109,325,999	72,909,461
97,562	24,145,121	17,507,733	7,352	45,124	102,603	25,064,495	18,169,168
55,507	23,261,861	17,031,081	5,691	31,976	58,251	24,102,916	17,656,697
42,055	883,260	476,652	6,825	13,148	44,352	961,578	512,470
39,814	5,875,790	4,336,545	5,232	26,591	71,899	9,835,706	7,240,274
16,200	5,153,916	3,954,557	3,577	11,212	27,659	8,641,673	6,617,848
23,614	721,875	381,988	5,117	15,379	44,240	1,194,033	622,426
34,541	1,902,471	1,398,200	1,897	8,269	52,243	2,732,502	2,043,254
5,839	1,665,579	1,271,034	628	4,083	8,149	2,366,091	1,845,197
28,702	236,892	127,167	1,742	4,186	44,094	366,411	198,058
1,517,944	14,186,190	12,525,026	7,204	40,125	1,678,265	14,553,770	12,799,358
14,112	1,714,999	1,465,305	418	4,304	13,262	1,846,768	1,567,317
1,503,832	12,471,190	11,059,721	7,127	35,821	1,665,003	12,707,002	11,232,042
89,981	6,064,103	4,578,392	5,817	28,662	142,686	8,772,222	6,641,613
23,484	5,481,310	4,253,381	2,533	20,912	37,262	7,985,669	6,195,401
66,497	582,793	325,011	4,409	7,750	105,424	786,553	446,212
140,752	5,934,094	4,198,298	7,867	24,471	163,409	6,500,667	4,621,793
26,220	4,460,539	3,332,796	1,757	12,131	25,610	4,856,266	3,642,165
114,532	1,473,555	865,503	7,230	12,340	137,799	1,644,400	979,628
6,577,473	150,593,040	101,524,849	593,437	1,101,413	9,001,310	200,239,817	135,155,662
151,524	26,301,978	20,168,610	20,632	71,396	200,866	34,557,122	26,659,967
6,425,949	124,291,062	81,356,239	585,227	1,030,017	8,800,444	165,682,694	108,495,695
1,760,589	20,213,774	14,834,115	17,073	88,003	2,224,044	23,115,827	16,834,351
55,871	13,669,327	10,929,388	2,085	36,223	64,477	15,073,215	12,053,997
1,704,718	6,544,447	3,904,727	16,240	51,780	2,159,567	8,042,612	4,780,354
10,706,591	71,529,981	49,770,881	196,664	492,047	12,997,983	89,517,452	62,470,617
109,232	23,006,248	18,421,403	5,326	67,833	138,550	30,073,989	24,166,492
10,597,359	48,523,733	31,349,478	194,460	424,214	12,859,433	59,443,464	38,304,125
1,560,691	52,912,454	37,565,136	34,420	161,575	2,157,507	68,501,327	49,003,700
155,697	45,150,957	33,380,134	10,564	77,287	199,498	58,517,793	43,543,424
1,404,994	7,761,496	4,185,002	33,127	84,288	1,958,009	9,983,534	5,460,276
651,558	14,949,539	9,539,522	24,706	84,778	876,279	19,400,545	12,028,456
51,736	8,350,022	6,287,136	2,383	23,020	58,030	9,652,121	7,296,050
599,822	6,599,517	3,252,386	24,076	61,758	818,249	9,748,424	4,732,406
1,123,648	25,758,171	18,130,042	51,924	133,075	1,559,278	35,006,446	24,971,106
75,218	16,624,891	13,114,440	6,167	40,115	104,515	22,899,775	18,270,946
1,048,430	9,133,281	5,015,602	48,550	92,960	1,454,763	12,106,671	6,700,160
2,352,722	22,268,385	15,509,647	227,312	529,214	2,603,839	25,278,049	17,654,688
40,155	5,008,544	3,780,512	2,848	28,311	50,259	6,416,691	4,848,730
2,312,567	17,259,841	11,729,135	226,532	500,903	2,553,580	18,861,358	12,805,958
16,853,390	109,340,278	76,181,721	932,437	2,604,693	19,208,161	120,294,622	83,578,581
36,856	4,242,252	3,249,835	2,882	24,234	46,046	5,772,495	4,445,246
16,816,534	105,098,026	72,931,887	931,505	2,580,459	19,162,115	114,522,127	79,133,334
15,181,735	75,697,376	59,527,893	233,697	826,810	18,932,830	97,638,332	77,073,655
46,730	5,546,543	4,320,098	2,869	32,165	70,225	8,329,207	6,495,179
15,135,005	70,150,832	55,207,795	232,884	794,645	18,862,605	89,309,125	70,578,476

Note : Based on the Treatment Month (excluding herbal medicine, including pharmacy in Treatment Days Treatment Amount and Benefit Amount)

제VI-2표  
Table VI-2

298 질병분류별  
Benefits by Classification of 298

구 분 Division			65 ~ 69 세				70 세 ~	
			진료실인원수 Patients	입내원일수 Visits	요양급여일수 Reimbursed Days	진료비 Medical Expense	급여비 Benefit	진료실인원수 Patients
181	계	S.T	1,694,306	6,901,880	13,687,235	975,958,036	687,125,107	1,126,502
	입원	I.P	1,211	2,279	6,642	814,417	599,315	1,013
	외래	O.P	1,693,840	6,899,601	13,680,593	975,143,619	686,525,792	1,126,018
182	계	S.T	89,306	178,198	902,684	8,103,399	5,735,216	73,752
	입원	I.P	805	4,105	10,197	1,715,058	1,280,925	674
	외래	O.P	89,144	174,093	892,487	6,388,340	4,454,291	73,630
183	계	S.T	115,014	255,729	4,253,762	28,592,035	20,506,072	93,247
	입원	I.P	2,609	20,651	52,480	9,551,953	7,464,425	2,276
	외래	O.P	113,942	235,078	4,201,282	19,040,083	13,041,647	92,243
184	계	S.T	422,179	823,809	11,869,706	55,716,556	39,775,018	332,094
	입원	I.P	2,243	6,902	20,724	1,940,043	1,458,185	1,871
	외래	O.P	420,801	816,907	11,848,982	53,776,514	38,316,834	331,029
185	계	S.T	537,425	1,306,825	25,063,004	103,723,176	72,270,277	422,403
	입원	I.P	4,120	19,986	61,188	7,494,322	5,758,144	3,393
	외래	O.P	536,006	1,286,839	25,001,816	96,228,853	66,512,133	421,319
186	계	S.T	5,485	36,000	81,570	19,172,940	13,952,704	3,661
	입원	I.P	4,197	25,915	45,979	18,431,932	13,548,571	2,766
	외래	O.P	5,070	10,085	35,591	741,008	404,133	3,347
187	계	S.T	5,935	31,236	90,053	11,096,321	8,189,614	5,892
	입원	I.P	4,050	13,091	32,135	9,683,966	7,450,741	3,989
	외래	O.P	5,799	18,145	57,918	1,412,355	738,873	5,752
188	계	S.T	2,071	9,145	63,323	3,084,164	2,289,465	1,976
	입원	I.P	672	4,447	8,811	2,666,063	2,058,548	600
	외래	O.P	1,920	4,698	54,512	418,101	230,916	1,853
189	계	S.T	5,471	31,117	1,300,346	10,854,741	9,558,617	3,749
	입원	I.P	338	3,288	10,453	1,470,987	1,247,864	250
	외래	O.P	5,395	27,829	1,289,893	9,383,754	8,310,752	3,693
190	계	S.T	5,589	29,067	149,596	8,866,289	6,747,938	5,063
	입원	I.P	2,441	21,279	37,047	8,082,464	6,291,253	2,351
	외래	O.P	4,197	7,788	112,549	783,825	456,684	3,754
191	계	S.T	5,959	20,343	143,230	5,972,691	4,325,976	4,527
	입원	I.P	1,347	10,551	21,351	4,709,061	3,576,562	916
	외래	O.P	5,457	9,792	121,879	1,263,630	749,414	4,173
192	계	S.T	458,952	910,546	8,316,366	148,030,243	101,496,668	367,370
	입원	I.P	15,209	61,406	154,649	28,816,422	22,395,136	11,816
	외래	O.P	452,934	849,140	8,161,717	119,213,822	79,101,532	362,859
193	계	S.T	13,028	63,100	1,823,489	14,844,135	10,553,189	7,448
	입원	I.P	1,313	21,910	39,107	8,468,625	6,772,726	690
	외래	O.P	12,526	41,190	1,784,382	6,375,510	3,780,463	7,173
194	계	S.T	151,518	410,920	10,778,379	76,740,673	54,116,741	102,340
	입원	I.P	4,485	65,223	125,348	28,519,173	22,869,256	3,564
	외래	O.P	149,880	345,697	10,653,031	48,221,501	31,247,485	100,989
195	계	S.T	31,514	157,348	2,157,912	66,657,529	48,166,028	26,994
	입원	I.P	9,677	77,619	195,867	57,075,226	42,899,999	8,793
	외래	O.P	30,312	79,729	1,962,045	9,582,303	5,266,029	25,600
196	계	S.T	23,718	80,076	847,881	18,022,366	11,032,410	18,580
	입원	I.P	2,067	20,253	49,061	8,420,581	6,376,037	1,527
	외래	O.P	23,153	59,823	798,820	9,601,784	4,656,374	18,061
197	계	S.T	41,882	117,287	1,442,217	32,855,542	23,793,959	31,676
	입원	I.P	5,598	40,029	95,512	22,738,409	18,236,046	5,278
	외래	O.P	38,842	77,258	1,346,705	10,117,134	5,557,913	28,700
198	계	S.T	188,423	476,222	2,284,666	22,635,057	16,901,620	137,126
	입원	I.P	2,523	26,382	46,664	6,191,507	4,694,375	2,149
	외래	O.P	187,760	449,840	2,238,002	16,443,550	12,207,245	136,531
199	계	S.T	779,590	2,353,964	17,264,695	103,322,695	77,402,250	576,220
	입원	I.P	2,304	26,042	43,780	5,786,082	4,458,487	1,997
	외래	O.P	778,822	2,327,922	17,220,915	97,536,613	72,943,763	575,442
200	계	S.T	211,139	809,568	17,370,057	89,785,160	71,908,674	164,661
	입원	I.P	2,723	36,204	72,598	10,103,109	7,990,252	2,406
	외래	O.P	210,494	773,364	17,297,459	79,682,051	63,918,422	164,097

주 : 진료일 기준 (한의원료 제외, 요양급여일수, 진료비와 급여비는 약국포함)



# 연령별 진료현황(총계) <계속>

## Disease Categories by Age(Total) <Cont'd>

(단위 : 명, 일, 천원)

Unit : Person, Day, KRW 1,000

74 세			75 세이상				
요양급여일수 Reimbursed Days	진료비 Medical Expense	급여비 Benefit	진료실인원수 Patients	입내원일수 Visits	요양급여일수 Reimbursed Days	진료비 Medical Expense	급여비 Benefit
9,065,287	550,720,608	388,810,856	1,480,035	6,092,438	12,315,810	787,910,601	557,855,030
5,786	715,615	525,878	4,344	11,837	23,159	3,648,911	2,653,056
9,059,501	550,004,993	388,284,978	1,477,145	6,080,601	12,292,651	784,261,691	555,201,974
828,595	6,887,224	4,929,317	142,858	335,303	1,654,180	15,823,510	11,475,213
8,913	1,376,615	1,022,560	1,822	15,377	30,927	5,007,244	3,771,205
819,682	5,510,609	3,906,757	142,351	319,926	1,623,253	10,816,266	7,704,007
3,631,557	23,560,009	16,937,574	133,624	415,788	6,215,340	61,712,349	46,262,565
47,539	8,205,051	6,390,791	8,010	98,320	190,459	39,231,312	30,607,810
3,584,018	15,354,958	10,546,783	129,693	317,468	6,024,881	22,481,038	15,654,753
9,885,138	44,040,898	31,670,947	512,895	1,212,247	17,360,072	68,539,167	50,452,228
18,441	1,810,341	1,370,173	4,472	22,863	52,205	5,281,980	4,028,753
9,866,697	42,230,557	30,300,774	510,206	1,189,384	17,307,867	63,257,189	46,423,477
21,058,790	84,180,626	58,928,019	602,650	1,720,348	33,947,130	128,756,797	91,634,076
52,237	6,841,209	5,337,768	6,694	51,593	122,483	15,911,785	12,380,653
21,006,553	77,339,418	53,590,251	599,883	1,668,755	33,824,647	112,845,011	79,253,424
58,338	13,178,112	9,628,106	6,286	49,134	113,581	24,923,985	18,335,386
31,784	12,662,566	9,347,869	4,656	39,032	65,314	24,088,437	17,880,295
26,554	515,546	280,237	5,381	10,102	48,267	835,546	455,092
94,533	11,196,744	8,304,445	11,407	64,246	199,897	20,989,368	15,525,946
32,317	9,765,207	7,554,123	7,102	27,776	63,250	18,232,572	14,084,471
62,216	1,431,537	750,323	11,127	36,470	136,647	2,756,797	1,441,475
67,065	2,833,135	2,098,818	4,906	26,199	185,814	9,213,588	6,869,281
9,141	2,412,509	1,866,986	1,515	15,689	26,355	8,245,867	6,326,249
57,924	420,626	231,832	4,458	10,510	159,459	967,722	543,033
852,036	6,854,939	5,989,887	4,753	32,774	1,036,629	9,181,239	7,933,727
7,844	1,180,176	1,002,519	567	11,274	17,924	2,752,910	2,274,110
844,192	5,674,762	4,987,368	4,525	21,500	1,018,705	6,428,330	5,659,618
153,065	9,608,738	7,323,845	13,785	109,583	469,749	33,818,810	25,856,093
39,321	8,866,761	6,891,048	7,055	90,582	142,456	31,786,525	24,638,407
113,744	741,976	432,797	9,335	19,001	327,293	2,032,283	1,217,688
115,374	4,732,828	3,450,401	5,962	36,371	213,356	12,448,059	9,358,448
14,496	3,775,228	2,876,561	1,993	25,989	44,015	11,193,694	8,613,953
100,878	957,601	573,840	4,997	10,382	169,341	1,254,365	744,496
7,594,794	121,556,645	83,851,039	548,096	1,458,329	17,486,862	175,617,604	126,911,573
132,360	27,166,382	21,242,716	21,453	188,223	336,438	79,315,443	61,631,323
7,462,434	94,390,264	62,608,323	538,753	1,270,106	17,150,424	96,302,163	65,280,250
1,033,524	8,173,325	5,741,656	6,588	36,516	877,082	7,202,991	5,036,431
23,221	4,518,384	3,580,263	749	15,597	24,551	4,167,526	3,249,970
1,010,303	3,654,941	2,161,393	6,230	20,919	852,531	3,035,467	1,786,461
7,276,117	53,344,859	37,488,023	117,928	417,070	8,296,983	83,166,155	60,151,934
100,050	20,447,111	16,228,983	7,412	142,615	230,145	46,537,790	36,502,381
7,176,067	32,897,748	21,259,040	114,566	274,455	8,066,838	36,628,365	23,649,552
2,008,379	66,149,232	48,356,028	57,873	531,066	5,205,363	215,143,220	161,043,713
196,351	57,854,066	43,773,761	26,068	389,070	735,522	197,608,546	151,128,931
1,812,028	8,295,166	4,582,267	50,238	141,996	4,469,841	17,534,674	9,914,782
633,053	14,212,151	8,778,493	25,514	104,125	1,057,969	25,481,794	17,027,460
37,962	6,976,708	5,280,559	3,559	43,501	83,702	16,244,145	12,400,642
595,091	7,235,443	3,497,935	24,000	60,624	974,267	9,237,647	4,626,819
1,187,243	30,237,705	22,232,840	56,809	280,122	2,715,156	88,991,256	67,384,358
94,138	22,335,015	17,871,709	17,622	180,304	346,943	76,071,405	60,091,187
1,093,105	7,902,690	4,361,131	45,465	99,818	2,368,213	12,919,852	7,293,172
1,757,621	18,413,123	13,870,972	237,265	747,469	3,478,567	43,317,138	32,610,492
42,652	5,805,860	4,408,448	6,175	84,058	138,721	19,331,854	14,683,125
1,714,969	12,607,262	9,462,524	235,107	663,411	3,339,846	23,985,284	17,927,364
14,014,928	80,198,188	60,609,658	950,845	3,589,513	26,695,700	171,228,677	129,884,800
54,666	7,311,076	5,663,018	9,932	350,062	399,876	47,482,551	36,374,387
13,960,262	72,887,113	54,946,640	944,588	3,239,451	26,295,824	123,746,127	93,510,413
13,638,380	71,150,983	57,121,144	290,551	1,306,368	22,795,102	112,653,026	89,176,298
72,155	10,237,807	8,073,999	4,893	128,479	184,529	23,089,159	18,207,535
13,566,225	60,913,176	49,047,145	289,123	1,177,889	22,610,573	89,563,866	70,968,763

Note : Based on the Treatment Month (excluding herbal medicine, including pharmacy in Treatment Days Treatment Amount and Benefit Amount)

제VI-2표  
Table VI-2

298 질병분류별  
Benefits by Classification of 298

구 분 Division			총 계 G.T				0 세		
			진료실인원수 Patients	입내원일수 Visits	요양급여일수 Reimbursed Days	진료비 Medical Expense	급여비 Benefit	진료실인원수 Patients	입내원일수 Visits
201	계	S.T	4,166,056	23,870,856	231,609,462	2,298,694,416	1,623,532,447	1,323	1,705
	입원	I.P	138,768	2,740,747	5,158,259	965,428,123	731,344,896	2	12
	외래	O.P	4,152,255	21,130,109	226,451,203	1,333,266,293	892,187,551	1,322	1,693
202	계	S.T	131,266	515,574	2,365,281	78,902,781	56,341,024	323	394
	입원	I.P	17,179	194,795	426,525	62,790,563	46,856,197	2	11
	외래	O.P	128,569	320,779	1,938,756	16,112,218	9,484,827	321	383
203	계	S.T	2,020,888	6,536,280	41,349,730	522,910,727	365,821,888	845	1,231
	입원	I.P	92,526	831,286	1,778,578	238,691,101	175,698,343	19	174
	외래	O.P	1,996,886	5,704,994	39,571,152	284,219,626	190,123,545	836	1,057
204	계	S.T	113,078	760,114	25,502,803	181,149,872	155,661,877	394	3,229
	입원	I.P	9,007	140,602	315,319	57,129,991	49,384,756	348	2,334
	외래	O.P	112,219	619,512	25,187,484	124,019,881	106,277,122	352	895
205	계	S.T	2,756,644	15,000,603	95,917,211	1,257,886,488	877,043,014	1	3
	입원	I.P	266,940	1,879,316	5,025,276	471,583,789	347,890,393	-	-
	외래	O.P	2,700,335	13,121,287	90,891,935	786,302,699	529,152,620	1	3
206	계	S.T	7,912,477	44,377,626	273,445,592	3,193,780,719	2,310,437,445	12,832	45,113
	입원	I.P	215,424	2,179,487	4,989,138	578,968,245	434,167,972	60	339
	외래	O.P	7,867,978	42,198,139	268,456,454	2,614,812,475	1,876,269,473	12,785	44,774
207	계	S.T	8,544,843	33,559,426	178,033,761	1,889,849,125	1,334,003,589	1,491	2,697
	입원	I.P	216,093	1,577,293	3,723,683	491,957,362	366,102,980	13	40
	외래	O.P	8,517,182	31,982,133	174,310,078	1,397,891,764	967,900,610	1,481	2,657
208	계	S.T	1,273,928	3,808,295	124,438,871	390,632,729	266,346,190	24	32
	입원	I.P	13,098	135,160	362,292	35,973,465	27,283,514	-	-
	외래	O.P	1,267,602	3,673,135	124,076,579	354,659,264	239,062,676	24	32
209	계	S.T	12,150	171,309	642,334	36,145,219	26,906,745	6	21
	입원	I.P	4,393	114,756	174,428	32,294,907	24,696,231	1	12
	외래	O.P	10,700	56,553	467,906	3,850,312	2,210,514	6	9
210	계	S.T	359,627	1,542,515	16,915,519	246,209,807	175,050,263	1,554	2,482
	입원	I.P	33,863	409,371	955,594	154,538,794	117,115,167	6	13
	외래	O.P	347,894	1,133,144	15,959,925	91,671,014	57,935,096	1,552	2,469
211	계	S.T	7,017	18,577	294,274	2,746,745	1,972,057	1	1
	입원	I.P	247	2,896	5,381	1,229,945	990,430	-	-
	외래	O.P	6,893	15,681	288,893	1,516,800	981,627	1	1
212	계	S.T	94,204	361,022	14,654,577	70,855,843	46,029,585	14	202
	입원	I.P	4,059	35,742	83,461	13,876,852	11,069,970	2	136
	외래	O.P	93,186	325,280	14,571,116	56,978,991	34,959,616	14	66
213	계	S.T	213,625	954,373	5,417,979	220,248,133	163,911,619	4,017	22,767
	입원	I.P	54,788	531,563	1,018,614	178,583,644	138,979,568	2,334	15,674
	외래	O.P	190,298	422,810	4,399,365	41,664,490	24,932,052	3,372	7,093
214	계	S.T	353,643	11,873,187	87,407,280	2,656,688,331	2,305,820,838	12	58
	입원	I.P	69,532	2,306,263	3,034,934	628,860,736	533,767,465	5	33
	외래	O.P	336,888	9,566,924	84,372,346	2,027,827,595	1,772,053,373	9	25
215	계	S.T	317,226	978,640	9,607,378	395,806,428	268,806,033	18	36
	입원	I.P	64,209	186,726	576,237	125,277,651	95,703,830	-	-
	외래	O.P	303,787	791,914	9,031,141	270,528,777	173,102,202	18	36
216	계	S.T	1,625,615	3,617,773	27,050,383	213,069,948	148,905,205	1,130	2,232
	입원	I.P	11,165	65,397	143,626	17,572,869	13,615,451	137	693
	외래	O.P	1,619,866	3,552,376	26,906,757	195,497,079	135,289,754	1,054	1,539
217	계	S.T	1,567,384	4,399,109	83,231,389	529,579,151	372,370,179	6,697	25,639
	입원	I.P	67,569	563,987	1,065,160	185,852,565	145,635,556	2,424	13,687
	외래	O.P	1,540,545	3,835,122	82,166,229	343,726,586	226,734,624	5,987	11,952
218	계	S.T	1,435,681	6,423,886	256,438,329	718,427,963	485,405,409	1	1
	입원	I.P	28,699	124,505	401,940	54,423,279	41,286,481	-	-
	외래	O.P	1,432,138	6,299,381	256,036,389	664,004,684	444,118,929	1	1
219	계	S.T	262,254	824,247	11,503,920	84,742,397	58,670,331	2	2
	입원	I.P	4,387	31,764	74,094	10,051,199	7,641,626	-	-
	외래	O.P	260,778	792,483	11,429,826	74,691,199	51,028,705	2	2
220	계	S.T	14,961	46,035	274,394	9,603,584	7,078,772	1,166	1,773
	입원	I.P	3,723	11,167	32,562	6,621,112	5,310,851	47	133
	외래	O.P	14,564	34,868	241,832	2,982,471	1,767,921	1,140	1,640

주 : 진료일 기준 (한의원료 제외, 요양급여일수, 진료비와 급여비는 약국포함)

# 연령별 진료현황(총계) <계속>

Disease Categories by Age(Total) <Cont'd>

(단위 : 명, 일, 천원)

Unit : Person, Day, KRW 1,000

0Age			1 ~ 4세				
요양급여일수 Reimbursed Days	진료비 Medical Expense	급여비 Benefit	진료실인원수 Patients	입내원일수 Visits	요양급여일수 Reimbursed Days	진료비 Medical Expense	급여비 Benefit
1,800	52,979	46,410	2,078	2,800	4,040	160,768	125,681
20	6,360	5,894	17	77	140	51,935	46,513
1,780	46,619	40,515	2,074	2,723	3,900	108,833	79,168
427	13,928	12,059	4,696	7,817	9,080	353,837	245,983
11	815	804	16	87	175	43,789	39,736
416	13,113	11,255	4,692	7,730	8,905	310,048	206,247
1,395	142,522	130,089	8,635	10,811	17,013	841,802	663,974
265	103,362	95,965	219	738	1,359	310,789	277,092
1,130	39,160	34,124	8,480	10,073	15,654	531,013	386,882
21,577	1,186,336	1,056,663	4,176	21,299	154,996	6,923,412	5,766,910
9,116	974,279	880,349	1,940	12,086	48,365	4,989,995	4,473,242
12,461	212,057	176,314	4,023	9,213	106,631	1,933,418	1,293,667
3	72	51	16	20	34	1,245	829
-	-	-	-	-	-	-	-
3	72	51	16	20	34	1,245	829
46,555	1,074,828	934,255	9,843	46,952	50,984	1,344,689	1,030,512
339	42,483	39,640	72	372	526	144,017	125,632
46,216	1,032,344	894,615	9,814	46,580	50,458	1,200,672	904,880
4,494	106,699	96,153	31,696	47,606	117,787	2,509,308	1,957,985
52	28,843	26,653	556	1,417	3,183	443,096	385,434
4,442	77,856	69,500	31,441	46,189	114,604	2,066,212	1,572,551
32	2,389	1,675	107	240	744	41,717	34,187
-	-	-	13	50	261	29,503	26,038
32	2,389	1,675	102	190	483	12,214	8,149
48	5,894	5,369	53	514	1,003	139,485	117,086
19	4,948	4,606	20	334	537	131,481	112,624
29	946	763	52	180	466	8,003	4,462
2,673	88,303	75,820	2,543	4,956	6,449	329,271	256,640
33	10,041	9,130	39	183	479	136,297	122,820
2,640	78,262	66,690	2,530	4,773	5,970	192,974	133,820
6	34	31	27	90	144	12,745	11,056
-	-	-	9	29	35	8,392	7,482
6	34	31	23	61	109	4,353	3,574
408	108,501	91,593	247	2,073	18,166	438,399	358,808
159	102,817	87,022	58	844	1,640	298,085	261,204
249	5,684	4,571	236	1,229	16,526	140,313	97,604
89,391	5,207,544	4,616,817	7,964	32,665	188,299	5,946,877	4,926,638
36,659	4,638,575	4,160,485	2,325	15,122	35,317	4,425,761	3,938,797
52,732	568,969	456,332	7,196	17,543	152,982	1,521,117	987,841
363	21,705	20,864	181	1,758	18,574	711,790	630,275
66	17,637	17,066	44	717	1,882	495,546	444,145
297	4,068	3,798	170	1,041	16,692	216,244	186,130
344	5,955	4,268	139	549	7,330	123,170	104,511
-	-	-	18	156	556	79,282	72,766
344	5,955	4,268	135	393	6,774	43,888	31,745
6,114	188,637	169,317	11,160	17,749	62,497	903,047	740,323
1,273	118,316	106,649	367	1,504	2,954	265,664	236,875
4,841	70,322	62,668	10,953	16,245	59,543	637,383	503,449
75,181	4,209,921	3,732,788	31,174	67,552	236,152	6,006,237	5,079,770
30,693	3,603,404	3,212,913	3,242	16,804	36,454	3,763,716	3,346,620
44,488	606,517	519,875	29,965	50,748	199,698	2,242,520	1,733,149
1	24	21	4	5	15	328	260
-	-	-	-	-	-	-	-
1	24	21	4	5	15	328	260
2	60	48	5	6	15	392	273
-	-	-	-	-	-	-	-
2	60	48	5	6	15	392	273
2,076	179,806	162,010	2,653	6,000	9,494	1,503,116	1,260,729
169	74,926	70,081	637	969	3,540	1,141,671	1,024,242
1,907	104,880	91,929	2,547	5,031	5,954	361,445	236,487

Note : Based on the Treatment Month (excluding herbal medicine, including pharmacy in Treatment Days Treatment Amount and Benefit Amount)

제VI-2표  
Table VI-2

298 질병분류별  
Benefits by Classification of 298

구 분 Division			5 ~ 9 세				10 세 ~		
			진료실인원수 Patients	입내원일수 Visits	요양급여일수 Reimbursed Days	진료비 Medical Expense	급여비 Benefit	진료실인원수 Patients	입내원일수 Visits
201	계	S.T	4,164	6,201	12,711	297,201	198,907	10,708	19,541
	입원	I.P	12	58	120	32,269	29,276	42	200
	외래	O.P	4,159	6,143	12,591	264,932	169,631	10,687	19,341
202	계	S.T	12,884	30,862	34,061	1,306,587	834,167	13,632	35,279
	입원	I.P	85	561	1,385	326,857	289,650	674	3,309
	외래	O.P	12,862	30,301	32,676	979,730	544,517	13,505	31,970
203	계	S.T	22,392	33,024	60,808	1,719,169	1,218,141	45,549	86,089
	입원	I.P	238	1,134	2,192	396,582	345,658	644	3,962
	외래	O.P	22,284	31,890	58,616	1,322,587	872,484	45,352	82,127
204	계	S.T	2,411	7,911	93,032	2,233,608	1,756,859	1,300	6,104
	입원	I.P	374	2,818	9,877	1,362,471	1,240,259	146	1,678
	외래	O.P	2,357	5,093	83,155	871,137	516,600	1,279	4,426
205	계	S.T	188	270	505	11,789	7,172	2,565	8,033
	입원	I.P	2	7	14	785	613	158	833
	외래	O.P	186	263	491	11,004	6,559	2,517	7,200
206	계	S.T	18,707	38,840	59,633	1,738,675	1,234,391	75,322	206,922
	입원	I.P	118	835	1,969	571,693	512,625	556	3,932
	외래	O.P	18,661	38,005	57,664	1,166,981	721,767	75,143	202,990
207	계	S.T	90,922		358,143	6,177,304	4,387,581		313,270
	입원	I.P	870	3,126	6,842	738,146	635,880	1,141	5,226
	외래	O.P	90,643		351,301	5,439,158	3,751,701		308,044
208	계	S.T	506	1,341	3,308	208,241	156,844	1,547	4,531
	입원	I.P	50	304	864	147,165	128,331	192	1,107
	외래	O.P	494	1,037	2,444	61,076	28,513	1,473	3,424
209	계	S.T	141	785	2,195	164,587	132,770	324	2,241
	입원	I.P	34	462	773	144,378	123,547	86	1,392
	외래	O.P	132	323	1,422	20,209	9,223	311	849
210	계	S.T	9,858	19,761	37,447	1,470,540	1,004,149	24,877	63,884
	입원	I.P	196	1,214	2,912	549,997	485,178	599	3,549
	외래	O.P	9,804	18,547	34,535	920,542	518,972	24,752	60,335
211	계	S.T	103	303	982	62,742	51,667	178	525
	입원	I.P	12	104	184	49,269	44,612	11	143
	외래	O.P	96	199	798	13,473	7,055	172	382
212	계	S.T	1,589	6,506	77,217	988,042	661,477	3,074	9,612
	입원	I.P	114	889	2,451	310,605	271,811	137	986
	외래	O.P	1,578	5,617	74,766	677,437	389,666	3,061	8,626
213	계	S.T	3,379	10,352	55,348	1,766,703	1,314,971	2,059	6,122
	입원	I.P	527	3,681	7,946	1,152,511	1,016,546	297	2,221
	외래	O.P	3,207	6,671	47,402	614,192	298,425	1,955	3,901
214	계	S.T	218	1,407	24,251	531,625	451,900	361	2,896
	입원	I.P	29	458	1,159	305,728	280,845	76	911
	외래	O.P	209	949	23,092	225,897	171,056	344	1,985
215	계	S.T	360	1,020	14,973	216,726	154,264	759	2,023
	입원	I.P	46	155	643	112,452	101,054	113	321
	외래	O.P	346	865	14,330	104,274	53,210	736	1,702
216	계	S.T	19,188	30,065	113,542	1,265,269	919,782	12,173	18,505
	입원	I.P	193	924	1,762	163,996	141,096	77	298
	외래	O.P	19,076	29,141	111,780	1,101,273	778,686	12,128	18,207
217	계	S.T	33,293	56,415	312,582	3,033,711	2,197,689	16,806	28,484
	입원	I.P	630	3,071	6,780	743,716	652,766	250	1,327
	외래	O.P	33,035	53,344	305,802	2,289,995	1,544,924	16,675	27,157
218	계	S.T	7	7	19	270	196	13	17
	입원	I.P	-	-	-	-	-	-	-
	외래	O.P	7	7	19	270	196	13	17
219	계	S.T	32	52	254	2,713	1,772	143	270
	입원	I.P	-	-	-	-	-	-	-
	외래	O.P	32	52	254	2,713	1,772	143	270
220	계	S.T	835	1,960	3,972	481,841	386,961	370	666
	입원	I.P	219	374	1,395	364,287	325,004	29	66
	외래	O.P	806	1,586	2,577	117,554	61,957	363	600

주 : 진료일 기준 (한의원료 제외, 요양급여일수, 진료비와 급여비는 약국포함)

# 연령별 진료현황(총계) <계속>

Disease Categories by Age(Total) <Cont'd>

(단위 : 명, 일, 천원)

Unit : Person, Day, KRW 1,000

14 세			15 ~ 19 세				
요양급여일수 Reimbursed Days	진료비 Medical Expense	급여비 Benefit	진료실인원수 Patients	입내원일수 Visits	요양급여일수 Reimbursed Days	진료비 Medical Expense	급여비 Benefit
59,267	861,596	565,819	20,634	41,678	171,005	1,983,509	1,310,542
511	60,537	53,461	154	817	2,019	231,624	178,313
58,756	801,059	512,358	20,573	40,861	168,986	1,751,885	1,132,230
50,696	3,036,948	2,208,775	6,955	15,200	35,564	1,740,385	1,217,743
9,265	1,812,566	1,585,296	369	2,591	6,422	1,140,289	891,241
41,431	1,224,382	623,479	6,883	12,609	29,142	600,096	326,501
226,019	4,503,319	3,206,287	66,081	156,366	520,714	10,329,914	7,205,275
8,419	1,274,852	1,085,551	2,241	14,429	35,332	4,777,410	3,564,580
217,600	3,228,467	2,120,736	65,594	141,937	485,382	5,552,504	3,640,695
107,336	1,388,698	1,095,159	1,335	9,380	209,430	2,491,958	2,068,798
4,767	647,579	586,043	162	2,270	6,217	1,099,552	946,613
102,569	741,119	509,116	1,328	7,110	203,213	1,392,405	1,122,185
26,423	450,047	318,442	23,157	94,718	410,244	6,346,332	4,360,443
2,158	139,036	119,705	2,259	11,427	33,383	2,408,002	1,816,006
24,265	311,012	198,737	22,629	83,291	376,861	3,938,330	2,544,437
376,096	9,636,329	7,039,686	176,759	513,407	1,367,273	22,731,083	16,166,598
10,022	3,635,395	3,227,673	1,356	7,819	19,179	4,186,826	3,407,371
366,074	6,000,935	3,812,013	176,254	505,588	1,348,094	18,544,257	12,759,227
943,684	12,320,052	8,641,814	244,427	516,054	1,759,108	20,306,312	14,178,444
11,442	1,288,808	1,106,690	2,305	11,609	26,811	2,757,946	2,121,393
932,242	11,031,243	7,535,124	243,825	504,445	1,732,297	17,548,366	12,057,050
18,178	640,428	476,896	2,137	7,705	31,221	1,023,230	735,162
4,886	443,167	383,227	292	2,049	4,994	733,796	577,443
13,292	197,261	93,669	2,063	5,656	26,227	289,434	157,719
8,328	506,731	419,694	302	1,682	7,841	292,538	220,555
2,357	446,705	391,420	51	830	1,293	242,411	193,972
5,971	60,026	28,275	287	852	6,548	50,127	26,583
168,256	3,975,735	2,765,072	9,881	27,666	95,137	2,577,356	1,828,353
8,307	1,401,680	1,224,218	762	4,081	11,176	1,579,413	1,249,468
159,949	2,574,055	1,540,854	9,625	23,585	83,961	997,943	578,885
3,771	66,381	47,900	171	444	4,807	90,127	67,489
229	35,390	32,227	7	94	183	57,033	49,576
3,542	30,990	15,674	166	350	4,624	33,093	17,913
119,025	1,378,573	905,972	2,757	9,932	181,012	1,681,759	1,083,631
2,880	374,648	336,416	185	1,182	3,470	474,572	380,282
116,145	1,003,925	569,556	2,735	8,750	177,542	1,207,187	703,348
37,013	1,032,176	765,002	3,153	11,007	50,365	2,066,863	1,481,672
4,805	666,025	595,313	714	4,982	10,272	1,538,569	1,205,378
32,208	366,151	169,688	2,897	6,025	40,093	528,294	276,294
48,515	1,125,125	940,172	745	5,962	75,890	2,018,926	1,687,067
2,048	602,912	540,333	155	1,560	3,187	906,127	778,848
46,467	522,213	399,839	704	4,402	72,703	1,112,798	908,218
17,344	500,244	358,052	2,732	7,109	44,188	2,426,801	1,639,035
899	184,572	170,971	604	1,197	3,903	711,507	553,517
16,445	315,673	187,081	2,579	5,912	40,285	1,715,293	1,085,518
66,861	747,913	520,684	24,207	41,594	195,059	2,156,260	1,489,699
605	68,516	59,500	131	473	1,035	112,515	88,613
66,256	679,397	461,183	24,134	41,121	194,024	2,043,745	1,401,086
182,478	1,670,840	1,143,280	19,223	38,065	282,290	2,838,667	1,908,163
2,953	402,115	358,071	331	1,381	3,239	430,788	334,024
179,525	1,268,725	785,209	19,024	36,684	279,051	2,407,879	1,574,139
35	1,031	645	99	209	2,684	27,866	19,093
-	-	-	1	-	4	137	120
35	1,031	645	98	209	2,680	27,729	18,973
2,011	19,532	13,549	2,139	5,135	45,456	439,258	304,075
-	-	-	8	39	119	11,485	8,457
2,011	19,532	13,549	2,135	5,096	45,337	427,773	295,619
1,327	79,568	56,697	173	332	1,070	48,932	33,128
228	42,042	37,653	21	54	145	28,664	22,019
1,099	37,526	19,043	168	278	925	20,268	11,110

Note : Based on the Treatment Month (excluding herbal medicine, including pharmacy in Treatment Days Treatment Amount and Benefit Amount)

제VI-2표  
Table VI-2

298 질병분류별  
Benefits by Classification of 298

구 분 Division			20 ~ 24 세				25 세 ~	
			진료실인원수 Patients	입내원일수 Visits	요양급여일수 Reimbursed Days	진료비 Medical Expense	급여비 Benefit	진료실인원수 Patients
								입내원일수 Visits
201	계	S.T	32,075	64,719	358,833	3,972,051	2,590,236	47,521
	입원	I.P	323	2,150	5,354	607,665	444,736	428
	외래	O.P	31,956	62,569	353,479	3,364,387	2,145,501	47,371
202	계	S.T	5,284	15,649	45,935	2,261,647	1,583,864	4,192
	입원	I.P	539	4,993	11,468	1,755,138	1,297,765	474
	외래	O.P	5,221	10,656	34,467	506,510	286,099	4,130
203	계	S.T	89,666	226,510	911,694	20,122,152	13,877,387	115,413
	입원	I.P	4,544	33,130	79,583	11,411,632	8,283,118	3,957
	외래	O.P	88,685	193,380	832,111	8,710,521	5,594,269	114,551
204	계	S.T	2,361	18,054	474,273	4,723,888	4,061,435	4,012
	입원	I.P	220	3,324	8,080	1,537,006	1,335,384	334
	외래	O.P	2,350	14,730	466,193	3,186,882	2,726,051	4,000
205	계	S.T	58,619	231,066	1,135,218	18,231,728	12,427,962	92,001
	입원	I.P	6,772	37,906	112,009	7,748,311	5,708,778	9,983
	외래	O.P	57,021	193,160	1,023,209	10,483,417	6,719,184	89,732
206	계	S.T	219,115	609,401	2,375,016	37,586,920	26,937,201	337,084
	입원	I.P	2,431	10,827	27,216	2,935,033	2,207,714	3,275
	외래	O.P	218,094	598,574	2,347,800	34,651,887	24,729,488	335,614
207	계	S.T	292,779	633,062	2,566,455	30,150,256	20,733,852	412,331
	입원	I.P	4,236	22,264	53,338	5,295,267	3,934,443	5,372
	외래	O.P	291,747	610,798	2,513,117	24,854,989	16,799,409	411,129
208	계	S.T	2,179	7,951	65,797	1,281,856	881,109	2,865
	입원	I.P	348	2,709	6,433	963,397	709,444	276
	외래	O.P	2,076	5,242	59,364	318,459	171,666	2,788
209	계	S.T	257	2,043	7,269	446,460	324,032	304
	입원	I.P	65	1,242	1,993	394,461	296,535	64
	외래	O.P	230	801	5,276	51,999	27,497	284
210	계	S.T	9,389	27,832	132,390	3,539,926	2,483,004	11,023
	입원	I.P	1,038	6,718	16,366	2,488,859	1,851,265	1,055
	외래	O.P	9,008	21,114	116,024	1,051,067	631,738	10,562
211	계	S.T	210	515	8,002	83,869	58,830	297
	입원	I.P	9	90	115	44,712	35,853	10
	외래	O.P	205	425	7,887	39,157	22,977	290
212	계	S.T	3,411	12,332	406,801	2,134,059	1,349,752	4,280
	입원	I.P	184	1,165	3,025	469,427	363,708	184
	외래	O.P	3,383	11,167	403,776	1,664,632	986,044	4,246
213	계	S.T	7,335	24,574	107,019	4,706,636	3,317,422	9,639
	입원	I.P	1,716	11,070	23,206	3,487,119	2,618,930	1,913
	외래	O.P	6,794	13,504	83,813	1,219,516	698,492	9,000
214	계	S.T	1,477	17,857	200,111	5,196,154	4,397,446	2,543
	입원	I.P	245	2,549	4,844	1,472,177	1,224,868	481
	외래	O.P	1,431	15,308	195,267	3,723,977	3,172,578	2,458
215	계	S.T	7,580	20,111	122,989	7,703,203	5,149,830	13,643
	입원	I.P	1,605	3,417	11,094	2,084,609	1,567,998	2,673
	외래	O.P	7,159	16,694	111,895	5,618,593	3,581,831	12,950
216	계	S.T	78,038	145,798	767,523	9,056,850	6,193,681	111,741
	입원	I.P	367	853	2,364	205,445	154,179	500
	외래	O.P	77,847	144,945	765,159	8,851,405	6,039,502	111,522
217	계	S.T	59,009	123,198	830,430	10,603,222	7,236,533	107,244
	입원	I.P	652	2,251	5,896	795,548	599,554	848
	외래	O.P	58,633	120,947	824,534	9,807,674	6,636,979	106,744
218	계	S.T	712	1,483	26,268	180,231	122,077	1,984
	입원	I.P	4	1	92	840	612	13
	외래	O.P	709	1,482	26,176	179,391	121,465	1,975
219	계	S.T	10,406	27,510	252,033	2,585,309	1,778,895	20,571
	입원	I.P	37	235	617	65,673	49,743	47
	외래	O.P	10,400	27,275	251,416	2,519,635	1,729,152	20,562
220	계	S.T	193	398	930	59,455	40,672	211
	입원	I.P	22	61	188	32,469	25,276	35
	외래	O.P	188	337	742	26,986	15,396	206

주 : 진료일 기준 (한의원료 제외, 요양급여일수, 진료비와 급여비는 약국포함)

# 연령별 진료현황(총계) <계속>

Disease Categories by Age(Total) <Cont'd>

(단위 : 명, 일, 천원)

Unit : Person, Day, KRW 1,000

29 세			30 ~ 34 세				
요양급여일수 Reimbursed Days	진료비 Medical Expense	급여비 Benefit	진료실인원수 Patients	입내원일수 Visits	요양급여일수 Reimbursed Days	진료비 Medical Expense	급여비 Benefit
579,311	6,143,294	4,038,320	55,187	128,560	798,691	8,057,066	5,317,331
7,338	716,955	521,462	540	3,535	9,147	1,011,280	752,069
571,973	5,426,339	3,516,858	55,018	125,025	789,544	7,045,785	4,565,262
45,177	1,810,967	1,278,829	3,801	11,951	43,344	1,606,044	1,135,725
9,224	1,368,486	1,017,386	403	2,997	8,209	1,209,463	897,171
35,953	442,481	261,443	3,745	8,954	35,135	396,581	238,554
1,173,996	20,255,870	13,884,607	115,727	298,417	1,288,403	20,442,806	13,984,120
59,720	8,237,242	6,004,009	3,797	21,786	57,376	7,598,977	5,514,379
1,114,276	12,018,628	7,880,598	114,855	276,631	1,231,027	12,843,829	8,469,741
851,327	8,965,979	7,745,996	4,947	36,024	1,037,350	9,593,583	8,271,779
13,005	2,901,905	2,516,273	346	4,990	13,051	2,856,067	2,471,662
838,322	6,064,074	5,229,723	4,932	31,034	1,024,299	6,737,516	5,800,118
1,696,460	27,944,731	19,023,718	117,747	479,206	2,355,030	38,690,364	26,302,117
147,469	10,645,956	7,828,451	12,812	60,760	192,817	14,299,383	10,472,172
1,548,991	17,298,775	11,195,267	115,107	418,446	2,162,213	24,390,980	15,829,945
3,940,397	67,010,761	48,555,901	384,885	1,270,108	4,948,213	85,606,715	61,970,440
30,733	2,674,671	2,012,851	3,836	14,495	38,132	2,897,231	2,166,904
3,909,664	64,336,090	46,543,050	383,248	1,255,613	4,910,081	82,709,484	59,803,537
3,945,210	44,913,316	30,850,306	439,984	1,166,845	4,884,183	54,206,235	37,237,305
60,372	6,082,817	4,524,132	5,997	26,166	71,190	7,195,874	5,322,612
3,884,838	38,830,500	26,326,174	438,760	1,140,679	4,812,993	47,010,361	31,914,692
143,675	1,265,728	858,292	4,526	10,446	288,275	1,325,023	874,315
4,917	866,193	635,006	252	1,760	4,392	726,900	531,449
138,758	399,535	223,285	4,435	8,686	283,883	598,123	342,866
8,574	363,573	256,023	299	2,504	10,896	509,369	374,790
1,917	299,332	221,988	70	1,347	2,218	426,415	328,437
6,657	64,241	34,035	280	1,157	8,678	82,954	46,353
155,930	3,856,655	2,704,212	11,705	36,756	198,071	4,743,288	3,357,209
15,806	2,612,283	1,950,259	1,098	7,311	19,411	3,261,053	2,442,159
140,124	1,244,372	753,952	11,248	29,445	178,660	1,482,235	915,050
8,161	76,959	53,732	278	586	9,809	75,341	48,800
157	33,709	26,162	8	50	115	17,334	13,288
8,004	43,250	27,570	277	536	9,694	58,007	35,512
576,560	2,584,512	1,610,931	4,763	17,484	685,894	3,173,286	2,007,222
3,424	433,822	333,826	195	1,170	3,285	572,600	455,449
573,136	2,150,690	1,277,105	4,731	16,314	682,609	2,600,687	1,551,773
136,530	5,496,875	3,851,907	9,233	27,775	133,492	5,289,454	3,705,994
24,380	3,850,774	2,897,810	1,672	10,098	22,156	3,612,392	2,737,328
112,150	1,646,101	954,097	8,663	17,677	111,336	1,677,062	968,666
422,732	14,124,122	12,283,250	3,678	104,695	769,198	27,023,252	23,612,766
10,343	2,998,147	2,527,001	650	8,158	15,566	5,014,854	4,259,820
412,389	11,125,976	9,756,249	3,595	96,537	753,632	22,008,399	19,352,946
206,765	14,075,851	9,422,231	17,643	47,002	289,336	19,746,479	13,273,195
16,515	3,090,315	2,309,222	3,333	6,496	21,445	4,287,444	3,226,110
190,250	10,985,537	7,113,009	16,809	40,506	267,891	15,459,035	10,047,084
1,162,764	13,751,388	9,413,841	102,259	193,031	1,099,298	12,438,300	8,515,450
3,040	278,484	211,262	433	935	2,582	254,275	193,326
1,159,724	13,472,904	9,202,580	102,045	192,096	1,096,716	12,184,026	8,322,124
1,445,174	20,247,454	13,897,784	107,539	234,306	1,608,474	21,364,578	14,635,169
7,607	994,941	748,642	835	3,092	8,104	1,259,186	961,670
1,437,567	19,252,513	13,149,142	107,119	231,214	1,600,370	20,105,393	13,673,499
81,377	474,996	323,276	3,956	8,576	184,182	985,302	662,529
64	8,325	6,596	21	35	219	17,775	13,568
81,313	466,671	316,680	3,951	8,541	183,963	967,527	648,961
496,919	5,327,998	3,656,007	26,049	70,852	646,113	6,975,952	4,776,644
600	73,281	54,818	73	366	1,018	121,002	91,763
496,319	5,254,717	3,601,189	26,039	70,486	645,095	6,854,950	4,684,881
1,370	88,965	62,397	281	845	2,575	161,696	111,486
402	57,505	44,209	56	173	512	101,082	76,410
968	31,460	18,188	277	672	2,063	60,614	35,076

Note : Based on the Treatment Month (excluding herbal medicine, including pharmacy in Treatment Days Treatment Amount and Benefit Amount)

제VI-2표  
Table VI-2

298 질병분류별  
Benefits by Classification of 298

구 분 Division			35 ~ 39 세				40 세 ~		
			진료실인원수 Patients	입내원일수 Visits	요양급여일수 Reimbursed Days	진료비 Medical Expense	급여비 Benefit	진료실인원수 Patients	입내원일수 Visits
201	계	S.T	67,171	166,436	1,180,609	11,471,956	7,542,064	111,087	316,831
	입원	I.P	825	5,885	15,875	1,870,987	1,362,227	1,723	13,816
	외래	O.P	66,935	160,551	1,164,734	9,600,969	6,179,837	110,629	303,015
202	계	S.T	3,539	12,513	46,064	1,809,693	1,277,804	4,647	16,379
	입원	I.P	460	3,846	9,442	1,409,894	1,039,839	586	5,625
	외래	O.P	3,475	8,667	36,622	399,799	237,966	4,567	10,754
203	계	S.T	112,856	302,914	1,439,016	22,169,042	15,187,940	141,232	399,018
	입원	I.P	4,183	26,807	67,609	8,874,917	6,419,196	5,666	38,153
	외래	O.P	111,926	276,107	1,371,407	13,294,125	8,768,744	140,035	360,865
204	계	S.T	5,835	40,749	1,263,484	10,016,262	8,645,620	8,407	55,530
	입원	I.P	325	5,374	11,858	2,656,724	2,300,463	395	6,059
	외래	O.P	5,812	35,375	1,251,626	7,359,539	6,345,157	8,380	49,471
205	계	S.T	148,757	650,259	3,342,373	55,228,068	37,726,048	207,951	972,435
	입원	I.P	17,530	90,602	278,592	21,744,742	15,914,724	25,445	144,581
	외래	O.P	145,231	559,657	3,063,781	33,483,327	21,811,324	203,098	827,854
206	계	S.T	415,235	1,450,361	6,065,569	102,606,367	74,071,597	519,255	1,896,366
	입원	I.P	5,089	22,741	57,069	4,697,452	3,511,526	8,229	41,495
	외래	O.P	413,131	1,427,620	6,008,500	97,908,915	70,560,071	516,077	1,854,871
207	계	S.T	470,441	1,380,291	6,154,648	66,373,834	45,639,262	639,201	2,171,213
	입원	I.P	7,035	35,320	93,779	9,525,896	7,001,846	12,562	68,456
	외래	O.P	469,164	1,344,971	6,060,869	56,847,938	38,637,416	637,431	2,102,757
208	계	S.T	5,256	12,913	386,206	1,495,549	988,996	8,949	20,545
	입원	I.P	244	2,012	5,249	701,940	517,540	298	2,075
	외래	O.P	5,162	10,901	380,957	793,608	471,456	8,808	18,470
209	계	S.T	333	4,068	14,568	782,902	566,582	477	5,398
	입원	I.P	110	2,521	4,079	675,240	507,655	154	3,403
	외래	O.P	307	1,547	10,489	107,662	58,928	435	1,995
210	계	S.T	12,325	43,786	261,597	6,440,936	4,596,298	15,927	64,490
	입원	I.P	1,261	10,429	27,466	4,651,146	3,496,039	1,767	17,477
	외래	O.P	11,846	33,357	234,131	1,789,790	1,100,259	15,318	47,013
211	계	S.T	296	656	12,586	69,209	44,456	408	933
	입원	I.P	7	34	145	12,957	10,242	8	63
	외래	O.P	293	622	12,441	56,252	34,214	406	870
212	계	S.T	5,225	20,058	875,347	3,841,352	2,430,042	6,902	27,110
	입원	I.P	236	1,163	3,986	549,380	427,711	286	1,644
	외래	O.P	5,186	18,895	871,361	3,291,972	2,002,330	6,848	25,466
213	계	S.T	9,426	28,846	141,022	5,592,919	3,928,832	12,447	39,774
	입원	I.P	1,713	10,875	24,398	3,811,686	2,900,089	2,354	15,577
	외래	O.P	8,782	17,971	116,624	1,781,233	1,028,743	11,604	24,197
214	계	S.T	5,364	176,961	1,263,960	44,253,250	38,772,761	9,093	321,999
	입원	I.P	970	13,921	25,954	7,324,713	6,248,238	1,585	22,929
	외래	O.P	5,238	163,040	1,238,006	36,928,537	32,524,523	8,885	299,070
215	계	S.T	22,884	63,451	413,069	27,662,767	18,707,796	31,549	90,863
	입원	I.P	4,458	9,010	30,569	6,227,069	4,704,771	6,294	13,616
	외래	O.P	21,894	54,441	382,500	21,435,698	14,003,025	30,224	77,247
216	계	S.T	94,591	181,662	1,072,382	11,144,299	7,618,304	119,649	238,418
	입원	I.P	369	1,023	2,793	266,817	206,072	454	1,349
	외래	O.P	94,429	180,639	1,069,589	10,877,482	7,412,233	119,436	237,069
217	계	S.T	88,116	193,516	1,676,666	18,663,727	12,730,239	94,528	211,492
	입원	I.P	1,141	4,093	10,483	1,886,417	1,449,989	2,637	7,906
	외래	O.P	87,712	189,423	1,666,183	16,777,309	11,280,250	93,897	203,586
218	계	S.T	7,321	16,390	399,287	1,903,020	1,276,161	24,057	60,530
	입원	I.P	39	79	530	34,114	23,290	112	231
	외래	O.P	7,305	16,311	398,757	1,868,906	1,252,872	24,028	60,299
219	계	S.T	24,158	65,240	638,266	6,504,667	4,443,105	25,463	69,754
	입원	I.P	81	403	986	139,159	103,453	137	829
	외래	O.P	24,133	64,837	637,280	6,365,508	4,339,651	25,435	68,925
220	계	S.T	299	950	2,796	189,468	134,058	424	1,408
	입원	I.P	77	226	587	124,903	94,730	121	338
	외래	O.P	293	724	2,209	64,564	39,328	419	1,070

주 : 진료일 기준 (한의원료 제외, 요양급여일수, 진료비와 급여비는 약국포함)



# 연령별 진료현황(총계) <계속>

## Disease Categories by Age(Total) <Cont'd>

(단위 : 명, 일, 천원)

Unit : Person, Day, KRW 1,000

44 세			45 ~ 49 세				
요양급여일수 Reimbursed Days	진료비 Medical Expense	급여비 Benefit	진료실인원수 Patients	입내원일수 Visits	요양급여일수 Reimbursed Days	진료비 Medica Expense	급여비 Benefit
2,519,244	22,205,112	14,679,138	173,086	574,032	5,183,432	41,689,806	27,588,835
33,209	4,025,980	2,951,196	3,108	27,309	64,060	7,910,235	5,789,272
2,486,035	18,179,132	11,727,942	172,418	546,723	5,119,372	33,779,571	21,799,563
64,046	2,376,071	1,669,631	6,025	23,552	105,499	3,714,270	2,632,384
12,745	1,859,997	1,363,781	907	9,002	20,330	2,987,659	2,198,897
51,301	516,074	305,850	5,868	14,550	85,169	726,611	433,487
2,079,508	29,716,670	20,376,637	158,411	484,811	2,794,556	37,313,566	25,620,208
93,849	11,921,370	8,632,057	6,956	51,189	121,333	15,334,287	11,097,178
1,985,659	17,795,300	11,744,580	156,867	433,622	2,673,223	21,979,279	14,523,030
1,915,138	13,081,774	11,291,704	9,805	66,915	2,342,911	15,271,731	13,209,757
13,893	3,060,138	2,640,225	476	8,493	19,021	3,654,957	3,128,661
1,901,245	10,021,635	8,651,479	9,778	58,422	2,323,890	11,616,773	10,081,096
5,190,417	84,878,294	58,261,180	240,400	1,198,389	6,655,598	102,484,559	70,504,394
424,643	35,072,653	25,658,758	28,119	167,112	480,567	40,738,742	29,833,914
4,765,774	49,805,641	32,602,423	235,182	1,031,277	6,175,031	61,745,818	40,670,481
8,875,318	140,879,844	101,713,124	560,873	2,209,976	11,217,250	168,468,785	120,914,597
105,557	9,151,362	6,813,654	10,684	60,188	155,859	14,394,390	10,715,420
8,769,761	131,728,483	94,899,469	557,449	2,149,788	11,061,391	154,074,395	110,199,177
10,237,343	109,958,591	75,877,013	761,432	3,090,147	15,306,460	163,323,079	113,015,299
182,891	19,470,024	14,303,845	19,373	114,832	299,879	33,496,558	24,660,794
10,054,452	90,488,567	61,573,168	759,293	2,975,315	15,006,581	129,826,521	88,354,505
722,025	2,330,561	1,545,603	17,834	42,326	1,635,657	4,292,853	2,844,605
6,054	815,259	609,916	336	2,405	7,729	915,267	694,922
715,971	1,515,302	935,687	17,687	39,921	1,627,928	3,377,585	2,149,683
19,295	1,209,518	878,449	616	7,449	29,661	1,490,984	1,089,906
5,461	1,061,106	800,951	196	4,628	7,155	1,285,762	975,232
13,834	148,413	77,498	551	2,821	22,506	205,222	114,673
435,607	10,041,248	7,190,052	17,883	72,664	581,579	11,982,770	8,574,498
42,736	7,277,506	5,491,698	2,100	20,514	51,827	8,508,786	6,413,275
392,871	2,763,742	1,698,353	17,163	52,150	529,752	3,473,984	2,161,223
16,420	92,137	58,469	475	1,144	20,897	123,378	82,141
179	17,057	13,087	10	70	152	24,529	18,258
16,241	75,080	45,382	472	1,074	20,745	98,849	63,883
1,217,213	5,313,114	3,403,917	7,724	31,520	1,480,790	6,453,645	4,154,019
5,105	796,262	630,297	321	1,986	5,486	962,267	768,238
1,212,108	4,516,852	2,773,620	7,647	29,534	1,475,304	5,491,378	3,385,781
215,833	8,430,802	5,991,642	14,586	49,120	279,614	10,518,267	7,584,572
34,456	5,941,047	4,539,986	2,899	20,039	43,386	7,607,544	5,854,909
181,377	2,489,754	1,451,656	13,512	29,081	236,228	2,910,724	1,729,663
2,376,358	79,100,527	69,443,509	12,848	480,573	3,498,961	116,808,378	102,834,379
41,992	11,371,810	9,702,865	2,268	32,282	56,920	15,808,314	13,550,720
2,334,366	67,728,718	59,740,645	12,544	448,291	3,442,041	101,000,065	89,283,659
633,567	40,218,156	27,236,701	33,288	99,414	734,544	43,465,952	29,456,840
46,303	9,643,756	7,306,283	6,880	15,786	53,080	11,408,958	8,670,540
587,264	30,574,400	19,930,418	31,858	83,628	681,464	32,056,994	20,786,301
1,493,069	14,120,562	9,617,756	136,086	284,245	1,937,398	16,465,720	11,211,762
3,443	384,858	289,274	619	1,800	5,405	514,334	381,242
1,489,626	13,735,704	9,328,482	135,841	282,445	1,931,993	15,951,385	10,830,521
2,318,194	22,719,674	15,519,698	94,331	223,282	3,125,220	25,991,025	17,816,193
21,761	4,346,944	3,363,585	3,908	12,251	32,342	6,684,457	5,205,939
2,296,433	18,372,730	12,156,113	93,507	211,031	3,092,878	19,306,568	12,610,254
1,620,311	6,925,060	4,704,607	47,872	137,799	4,265,279	14,895,790	10,114,069
1,016	89,313	66,994	251	496	2,496	251,061	187,456
1,619,295	6,835,747	4,637,613	47,813	137,303	4,262,783	14,644,729	9,926,613
753,371	6,901,790	4,725,026	23,607	70,164	858,771	6,836,210	4,699,601
2,030	251,343	188,790	179	1,102	2,729	341,663	258,942
751,341	6,650,447	4,536,237	23,560	69,062	856,042	6,494,547	4,440,658
4,824	300,240	214,120	597	2,201	7,114	475,687	337,796
956	200,587	155,647	202	602	1,669	329,066	253,724
3,868	99,654	58,473	587	1,599	5,445	146,621	84,072

Note : Based on the Treatment Month (excluding herbal medicine, including pharmacy in Treatment Days Treatment Amount and Benefit Amount)

제VI-2표  
Table VI-2

298 질병분류별  
Benefits by Classification of 298

구 분 Division			50 ~ 54 세				55 세 ~	
			진료실인원수 Patients	입내원일수 Visits	요양급여일수 Reimbursed Days	진료비 Medical Expense	급여비 Benefit	진료실인원수 Patients
201	계	S.T	320,867	1,249,202	12,290,577	96,085,992	63,918,752	448,413
	입원	I.P	6,560	71,820	154,443	20,766,568	15,249,594	12,304
	외래	O.P	319,767	1,177,382	12,136,134	75,319,424	48,669,158	446,605
202	계	S.T	9,181	41,834	203,152	7,335,115	5,243,003	11,571
	입원	I.P	1,709	18,156	41,345	6,107,454	4,502,365	2,628
	외래	O.P	8,918	23,678	161,807	1,227,661	740,638	11,123
203	계	S.T	207,732	681,189	4,357,583	55,365,814	38,103,679	203,970
	입원	I.P	10,429	82,731	186,882	23,919,765	17,381,228	12,489
	외래	O.P	205,410	598,458	4,170,701	31,446,049	20,722,451	200,964
204	계	S.T	12,278	81,985	3,008,954	18,313,797	15,833,845	12,058
	입원	I.P	603	9,575	21,891	4,257,392	3,674,874	547
	외래	O.P	12,233	72,410	2,987,063	14,056,405	12,158,971	12,008
205	계	S.T	308,090	1,578,413	9,108,496	132,429,270	91,192,953	311,506
	입원	I.P	33,829	204,131	584,904	49,846,495	36,534,658	33,935
	외래	O.P	301,572	1,374,282	8,523,592	82,582,775	54,658,295	304,383
206	계	S.T	706,803	3,011,597	16,225,370	232,057,342	164,730,705	732,578
	입원	I.P	16,638	100,778	266,711	25,885,852	19,222,157	23,017
	외래	O.P	702,266	2,910,819	15,958,659	206,171,490	145,508,547	727,311
207	계	S.T	991,153	4,401,759	22,970,003	246,761,486	171,057,081	922,406
	입원	I.P	31,245	193,536	497,048	59,090,377	43,536,242	32,661
	외래	O.P	988,216	4,208,223	22,472,955	187,671,109	127,520,839	919,251
208	계	S.T	68,779	164,344	6,532,072	15,572,959	10,348,203	132,970
	입원	I.P	583	3,762	12,355	1,375,547	1,045,117	800
	외래	O.P	68,442	160,582	6,519,717	14,197,412	9,303,086	132,547
209	계	S.T	867	11,762	44,478	2,611,188	1,938,597	1,082
	입원	I.P	329	7,493	11,545	2,340,470	1,785,024	411
	외래	O.P	764	4,269	32,933	270,717	153,573	962
210	계	S.T	23,037	96,145	861,906	16,292,457	11,675,457	27,474
	입원	I.P	2,703	28,192	69,907	11,403,659	8,634,646	3,519
	외래	O.P	22,150	67,953	791,999	4,888,798	3,040,811	26,277
211	계	S.T	617	1,473	26,511	245,122	174,459	634
	입원	I.P	13	186	470	110,090	84,355	17
	외래	O.P	610	1,287	26,041	135,032	90,103	629
212	계	S.T	9,367	36,451	1,732,057	7,214,530	4,624,095	9,128
	입원	I.P	335	2,054	5,831	946,314	749,440	310
	외래	O.P	9,283	34,397	1,726,226	6,268,216	3,874,654	9,042
213	계	S.T	18,620	66,542	402,722	14,516,853	10,558,441	18,505
	입원	I.P	3,882	29,200	61,874	10,946,021	8,426,174	3,950
	외래	O.P	17,198	37,342	340,848	3,570,832	2,132,267	17,015
214	계	S.T	19,681	773,653	5,591,177	184,435,287	162,646,440	24,443
	입원	I.P	3,470	59,618	100,653	25,595,505	21,995,374	4,383
	외래	O.P	19,223	714,035	5,490,524	158,839,782	140,651,066	23,839
215	계	S.T	38,110	114,685	944,383	48,950,469	33,105,826	36,378
	입원	I.P	8,149	19,463	65,803	14,266,865	10,851,364	7,656
	외래	O.P	36,497	95,222	878,580	34,683,604	22,254,462	34,907
216	계	S.T	171,585	375,734	2,788,478	21,250,621	14,475,139	162,906
	입원	I.P	822	2,659	7,980	796,873	599,518	783
	외래	O.P	171,219	373,075	2,780,498	20,453,748	13,875,622	162,565
217	계	S.T	112,180	274,989	4,506,854	32,595,374	22,270,133	110,075
	입원	I.P	5,091	18,238	44,741	9,087,224	7,087,754	4,695
	외래	O.P	111,027	256,751	4,462,113	23,508,149	15,182,379	108,850
218	계	S.T	91,012	292,828	9,906,506	31,316,608	21,225,394	131,586
	입원	I.P	870	2,267	8,743	1,022,299	748,109	1,996
	외래	O.P	90,860	290,561	9,897,763	30,294,309	20,477,286	131,340
219	계	S.T	24,613	77,445	1,023,067	7,700,163	5,318,982	22,104
	입원	I.P	315	2,020	4,861	769,770	587,368	418
	외래	O.P	24,536	75,425	1,018,206	6,930,393	4,731,614	21,984
220	계	S.T	887	3,464	11,965	768,240	552,177	1,126
	입원	I.P	335	1,020	2,970	559,665	432,994	404
	외래	O.P	874	2,444	8,995	208,575	119,183	1,101

주 : 진료일 기준 (한의원료 제외, 요양급여일수, 진료비와 급여비는 약국포함)

# 연령별 진료현황(총계) <계속>

Disease Categories by Age(Total) <Cont'd>

(단위 : 명, 일, 천원)

Unit : Person, Day, KRW 1,000

59 세			60 ~ 64 세				
요양급여일수 Reimbursed Days	진료비 Medical Expense	급여비 Benefit	진료실인원수 Patients	입내원일수 Visits	요양급여일수 Reimbursed Days	진료비 Medica Expense	급여비 Benefit
21,598,045	174,405,211	116,910,002	679,826	3,741,945	38,806,685	347,673,350	237,038,264
336,323	46,884,807	34,729,155	23,085	382,274	744,064	119,860,415	89,785,804
21,261,722	127,520,404	82,180,848	677,081	3,359,671	38,062,621	227,812,936	147,252,460
303,528	11,626,836	8,328,089	15,235	87,814	457,392	16,077,167	11,543,271
67,431	9,926,736	7,309,190	3,549	45,885	98,307	13,700,289	10,118,904
236,097	1,700,101	1,018,899	14,640	41,929	359,085	2,376,877	1,424,367
5,026,568	62,418,195	43,171,480	225,671	813,207	6,268,578	74,927,771	52,043,621
240,007	29,940,330	21,860,283	14,670	137,263	292,915	37,103,353	27,265,963
4,786,561	32,477,865	21,311,197	221,753	675,944	5,975,663	37,824,418	24,777,658
3,020,444	17,427,329	15,028,835	14,107	95,196	3,703,023	21,278,269	18,381,076
22,492	4,051,396	3,478,152	661	13,739	27,819	5,224,873	4,483,429
2,997,952	13,375,933	11,550,683	14,054	81,457	3,675,204	16,053,396	13,897,647
10,164,869	143,377,665	99,010,671	365,742	2,000,867	13,481,464	178,828,166	123,656,264
621,923	55,205,610	40,552,676	36,887	281,590	726,632	68,448,134	50,454,074
9,542,946	88,172,056	58,457,995	357,349	1,719,277	12,754,832	110,380,032	73,202,190
20,490,880	273,804,783	193,384,677	912,477	4,819,768	32,289,100	400,089,467	281,579,176
444,625	44,098,153	32,812,216	34,784	293,511	766,414	79,019,349	58,841,554
20,046,255	229,706,630	160,572,461	905,732	4,526,257	31,522,686	321,070,118	222,737,622
23,025,821	247,710,613	172,274,404	983,010	4,444,854	26,137,377	282,307,139	197,096,615
563,365	70,327,223	52,001,162	36,069	283,862	671,754	88,973,646	66,036,465
22,462,456	177,383,390	120,273,242	979,406	4,160,992	25,465,623	193,333,493	131,060,150
15,621,211	36,988,705	24,558,550	200,240	571,686	22,086,454	58,355,328	38,833,535
19,446	1,779,339	1,371,241	1,367	8,858	33,467	2,832,441	2,175,053
15,601,765	35,209,366	23,187,309	199,487	562,828	22,052,987	55,522,887	36,658,482
64,319	3,642,599	2,721,948	1,433	20,459	78,430	4,400,091	3,260,028
17,400	3,266,768	2,505,363	571	13,767	21,161	3,926,639	2,985,880
46,919	375,831	216,584	1,252	6,692	57,269	473,452	274,149
1,209,087	21,394,253	15,327,659	38,341	174,584	2,065,495	31,509,816	22,387,601
95,334	14,886,050	11,263,120	4,749	53,490	134,933	20,556,920	15,514,752
1,113,753	6,508,203	4,064,538	36,771	121,094	1,930,562	10,952,896	6,872,850
30,568	256,781	186,612	787	2,120	31,325	280,225	202,967
395	46,252	36,468	25	325	579	125,833	103,491
30,173	210,528	150,144	775	1,795	30,746	154,392	99,476
1,619,724	6,789,916	4,318,220	10,744	39,522	1,827,032	8,083,168	5,261,048
5,668	890,715	698,224	359	2,925	7,047	1,318,440	1,048,469
1,614,056	5,899,201	3,619,996	10,645	36,597	1,819,985	6,764,728	4,212,578
438,934	15,785,005	11,513,573	21,658	88,666	593,648	20,287,320	14,831,864
66,778	12,104,756	9,325,014	4,888	44,096	87,728	15,782,947	12,151,193
372,156	3,680,249	2,188,559	19,675	44,570	505,920	4,504,373	2,680,671
6,977,797	228,296,912	200,847,546	36,964	1,438,676	10,396,925	329,352,175	289,116,247
136,073	33,606,491	28,875,199	6,522	158,473	226,840	53,339,598	45,902,552
6,841,724	194,690,421	171,972,346	36,030	1,280,203	10,170,085	276,012,577	243,213,695
1,064,481	47,004,830	31,775,086	40,014	125,919	1,418,322	49,756,034	33,661,971
66,857	14,976,858	11,424,714	8,026	23,475	76,251	16,909,016	12,923,247
997,624	32,027,971	20,350,372	38,515	102,444	1,342,071	32,847,019	20,738,724
2,928,387	20,595,824	14,006,845	174,702	412,514	3,416,486	23,155,390	15,779,132
8,552	908,131	684,026	1,031	4,732	13,227	1,383,122	1,057,084
2,919,835	19,687,693	13,322,819	174,248	407,782	3,403,259	21,772,268	14,722,048
5,496,682	33,261,318	22,540,326	138,335	373,582	8,771,483	46,404,840	31,296,582
46,985	8,947,769	6,959,814	5,916	28,702	68,736	12,579,312	9,794,355
5,449,697	24,313,549	15,580,512	136,636	344,880	8,702,747	33,825,528	21,502,227
17,398,598	51,977,989	35,025,032	219,842	893,880	34,783,708	102,007,277	68,517,986
19,993	2,694,073	2,001,151	4,526	12,357	48,100	7,130,363	5,329,794
17,378,605	49,283,916	33,023,880	219,348	881,523	34,735,608	94,876,914	63,188,192
1,088,874	7,600,984	5,242,169	24,875	86,669	1,405,750	9,102,338	6,293,971
7,146	953,094	718,665	593	3,729	9,292	1,247,825	956,741
1,081,728	6,647,889	4,523,504	24,709	82,940	1,396,458	7,854,514	5,337,230
20,859	967,400	689,571	1,504	5,865	41,608	1,268,713	897,496
3,763	695,403	534,411	498	1,715	4,875	891,054	683,395
17,096	271,997	155,160	1,472	4,150	36,733	377,659	214,101

Note : Based on the Treatment Month (excluding herbal medicine, including pharmacy in Treatment Days Treatment Amount and Benefit Amount)

제VI-2표  
Table VI-2

298 질병분류별  
Benefits by Classification of 298

구 분 Division			65 ~ 69 세				70 세 ~		
			진료실인원수 Patients	입내원일수 Visits	요양급여일수 Reimbursed Days	진료비 Medical Expense	급여비 Benefit	진료실인원수 Patients	입내원일수 Visits
201	계	S.T	693,425	4,583,611	44,797,000	464,288,444	328,980,793	568,700	4,140,775
	입원	I.P	27,927	574,118	1,085,603	203,924,380	154,412,511	26,258	609,670
	외래	O.P	691,287	4,009,493	43,711,397	260,364,064	174,568,282	567,237	3,531,105
202	계	S.T	12,759	71,370	400,280	12,615,051	9,082,231	7,975	37,895
	입원	I.P	2,649	35,542	73,729	10,541,152	7,824,834	1,251	16,452
	외래	O.P	12,371	35,828	326,551	2,073,899	1,257,397	7,807	21,443
203	계	S.T	183,031	706,674	5,390,805	59,062,562	41,879,486	126,903	507,817
	입원	I.P	10,124	100,536	208,585	27,276,974	20,154,374	5,524	62,802
	외래	O.P	180,195	606,138	5,182,220	31,785,588	21,725,111	125,217	445,015
204	계	S.T	11,452	79,389	2,995,780	18,531,833	16,015,527	7,635	52,268
	입원	I.P	700	13,875	26,627	5,207,379	4,451,937	510	10,849
	외래	O.P	11,385	65,514	2,969,153	13,324,454	11,563,590	7,571	41,419
205	계	S.T	306,325	1,861,913	12,781,043	157,532,544	111,179,148	227,013	1,503,851
	입원	I.P	25,979	218,701	556,332	57,620,668	42,653,807	15,516	155,480
	외래	O.P	300,510	1,643,212	12,224,711	99,911,876	68,525,341	223,660	1,348,371
206	계	S.T	846,134	5,742,948	38,080,833	437,970,724	317,302,564	694,228	5,762,100
	입원	I.P	33,236	327,686	841,711	96,231,860	71,934,103	26,621	331,666
	외래	O.P	841,245	5,415,262	37,239,122	341,738,864	245,368,461	691,290	5,430,434
207	계	S.T	780,015	3,792,434	21,901,679	236,455,665	171,132,187	534,844	2,652,933
	입원	I.P	26,658	228,888	526,969	77,468,172	57,763,746	15,019	142,678
	외래	O.P	777,422	3,563,546	21,374,710	158,987,493	113,368,441	533,277	2,510,255
208	계	S.T	261,743	771,003	26,888,089	77,587,513	52,773,268	211,175	646,711
	입원	I.P	1,371	11,614	35,335	3,247,275	2,471,213	1,467	12,501
	외래	O.P	261,060	759,389	26,852,754	74,340,238	50,302,055	210,434	634,210
209	계	S.T	1,514	23,266	92,566	4,975,041	3,679,322	1,267	22,217
	입원	I.P	577	15,111	23,919	4,416,651	3,351,707	520	14,860
	외래	O.P	1,332	8,155	68,647	558,390	327,615	1,085	7,357
210	계	S.T	39,799	189,847	2,461,155	33,435,005	23,753,545	36,992	192,049
	입원	I.P	4,270	52,028	131,303	20,569,777	15,548,751	3,381	51,868
	외래	O.P	38,405	137,819	2,329,852	12,865,227	8,204,794	35,886	140,181
211	계	S.T	737	1,907	36,046	324,453	238,392	546	1,667
	입원	I.P	25	255	477	155,551	126,723	24	244
	외래	O.P	723	1,652	35,569	168,902	111,670	536	1,423
212	계	S.T	8,839	33,630	1,440,366	7,154,269	4,731,757	6,544	25,530
	입원	I.P	326	3,535	7,944	1,441,819	1,149,479	246	3,078
	외래	O.P	8,748	30,095	1,432,422	5,712,450	3,582,278	6,475	22,452
213	계	S.T	19,060	83,345	581,207	20,372,248	15,151,333	15,352	77,282
	입원	I.P	4,646	43,926	86,820	16,358,193	12,698,517	4,226	44,970
	외래	O.P	17,143	39,419	494,387	4,014,055	2,452,817	13,392	32,312
214	계	S.T	43,881	1,625,819	11,993,799	363,780,941	318,678,960	47,502	1,667,504
	입원	I.P	7,668	208,225	292,002	64,886,886	55,872,303	8,545	289,950
	외래	O.P	42,655	1,417,594	11,701,797	298,894,055	262,806,658	45,946	1,377,554
215	계	S.T	30,176	98,937	1,278,847	37,923,793	25,862,706	19,184	66,263
	입원	I.P	5,798	19,456	60,910	14,124,408	10,862,024	3,645	14,371
	외래	O.P	29,190	79,481	1,217,937	23,799,386	15,000,682	18,497	51,892
216	계	S.T	137,644	348,855	2,993,231	19,409,046	13,970,296	97,979	260,826
	입원	I.P	873	4,723	11,784	1,426,857	1,091,345	744	5,236
	외래	O.P	137,248	344,132	2,981,447	17,982,189	12,878,951	97,600	255,590
217	계	S.T	136,000	398,468	10,760,281	49,867,258	34,279,335	121,307	396,882
	입원	I.P	5,763	33,541	74,774	14,021,577	10,953,871	5,270	44,036
	외래	O.P	134,249	364,927	10,685,507	35,845,680	23,325,464	119,313	352,846
218	계	S.T	251,421	1,147,421	46,505,648	132,153,542	90,303,032	232,381	1,166,351
	입원	I.P	5,750	18,918	64,829	10,325,012	7,796,852	5,428	22,157
	외래	O.P	250,876	1,128,503	46,440,819	121,828,529	82,506,180	231,887	1,144,194
219	계	S.T	21,413	78,137	1,410,415	8,336,090	5,832,183	15,197	56,719
	입원	I.P	680	3,907	10,236	1,316,409	1,001,094	650	4,108
	외래	O.P	21,200	74,230	1,400,179	7,019,681	4,831,088	14,951	52,611
220	계	S.T	1,344	5,256	38,694	1,123,458	799,762	1,160	4,226
	입원	I.P	421	1,524	4,317	774,490	599,741	303	1,203
	외래	O.P	1,310	3,732	34,377	348,968	200,021	1,119	3,023

주 : 진료일 기준 (한의원료 제외, 요양급여일수, 진료비와 급여비는 약국포함)

# 연령별 진료현황(총계) <계속>

Disease Categories by Age(Total) <Cont'd>

(단위 : 명, 일, 천원)

Unit : Person, Day, KRW 1,000

74 세			75 세이상				
요양급여일수 Reimbursed Days	진료비 Medical Expense	급여비 Benefit	진료실인원수 Patients	입내원일수 Visits	요양급여일수 Reimbursed Days	진료비 Medica Expense	급여비 Benefit
39,192,741	454,393,718	327,883,779	929,791	6,657,498	64,055,471	664,952,362	484,797,574
1,128,175	233,064,680	177,602,918	35,460	882,931	1,571,858	324,401,444	247,430,496
38,064,566	221,329,038	150,280,861	927,136	5,774,567	62,483,613	340,550,917	237,367,078
246,504	6,264,666	4,516,944	8,567	32,569	274,532	4,953,569	3,530,523
33,694	4,989,922	3,750,955	878	11,466	23,343	3,610,058	2,728,382
212,810	1,274,744	765,989	8,441	21,103	251,189	1,343,511	802,141
3,760,029	40,154,222	28,848,870	196,774	840,106	6,033,045	63,425,332	46,420,087
122,368	18,269,805	13,643,731	6,826	123,141	200,784	31,939,454	24,073,982
3,637,661	21,884,417	15,205,139	193,882	716,965	5,832,261	31,485,879	22,346,106
1,935,309	12,233,979	10,552,908	10,565	77,734	2,368,439	17,487,436	14,879,007
18,511	4,247,912	3,646,499	920	27,986	40,729	8,400,365	7,130,692
1,916,798	7,986,067	6,906,409	10,377	49,748	2,327,710	9,087,071	7,748,316
10,830,785	123,978,317	88,225,008	346,566	2,424,275	18,738,249	187,473,296	134,846,613
373,674	44,997,179	33,492,058	17,714	231,066	490,159	62,668,094	46,850,000
10,457,111	78,981,137	54,732,950	342,141	2,193,209	18,248,090	124,805,203	87,996,613
38,914,743	414,283,147	303,446,145	1,290,347	12,353,357	88,122,362	796,890,260	589,425,876
769,379	102,501,929	77,180,807	45,422	781,918	1,453,697	185,900,547	139,436,124
38,145,364	311,781,218	226,265,338	1,283,864	11,571,439	86,668,665	610,989,713	449,989,750
15,378,591	160,413,918	117,270,631	780,388	3,733,044	22,342,775	205,855,319	152,557,657
311,884	51,833,333	38,905,145	14,981	186,847	342,884	57,941,336	43,836,498
15,066,707	108,580,586	78,365,486	776,690	3,546,197	21,999,891	147,913,982	108,721,159
19,886,372	65,155,738	44,719,666	353,091	1,166,788	30,129,555	123,064,910	85,715,285
40,754	3,613,406	2,757,609	5,209	76,293	175,156	16,782,869	12,649,965
19,845,618	61,542,332	41,962,058	350,520	1,090,495	29,954,399	106,282,041	73,065,318
79,776	4,925,849	3,678,747	2,875	48,058	173,087	9,678,410	7,242,847
22,487	4,455,078	3,409,386	1,134	35,009	50,114	8,777,063	6,701,905
57,289	470,771	269,361	2,430	13,049	122,973	901,348	540,942
2,674,548	33,585,821	23,856,767	67,019	373,711	5,568,192	60,946,427	43,213,926
119,634	20,116,973	15,269,404	5,320	108,073	207,964	34,528,354	26,148,983
2,554,914	13,468,848	8,587,363	64,997	265,638	5,360,228	26,418,074	17,064,943
29,224	267,009	187,145	1,252	3,890	55,015	620,233	457,910
418	121,503	94,651	52	999	1,548	370,331	293,956
28,806	145,505	92,494	1,219	2,891	53,467	249,902	163,955
1,041,295	5,243,941	3,439,437	9,596	40,511	1,355,670	8,274,779	5,597,667
6,230	1,119,614	888,086	581	9,693	15,830	2,815,465	2,220,306
1,035,065	4,124,326	2,551,350	9,328	30,818	1,339,840	5,459,315	3,377,360
525,863	19,689,418	14,690,625	37,192	286,094	1,441,679	73,542,173	55,680,314
86,041	16,368,945	12,692,337	14,732	215,840	362,392	66,290,779	51,220,761
439,822	3,320,473	1,998,288	28,893	70,254	1,079,287	7,251,395	4,459,553
12,157,369	363,347,553	316,350,070	144,652	4,220,468	31,591,300	896,560,607	763,107,185
380,060	78,205,712	66,934,149	32,436	1,413,490	1,735,345	326,908,582	274,613,141
11,777,309	285,141,841	249,415,921	133,608	2,806,978	29,855,955	569,652,027	488,494,046
1,002,983	24,446,453	16,782,299	22,769	93,118	1,413,913	31,579,544	22,111,421
42,943	10,078,241	7,761,131	4,911	34,365	78,466	17,092,300	13,198,117
960,040	14,368,212	9,021,169	21,473	58,753	1,335,447	14,487,246	8,913,306
2,306,873	14,479,978	10,555,905	170,577	484,989	4,640,421	31,940,844	23,707,287
12,060	1,534,968	1,184,798	3,265	34,058	62,767	8,889,698	6,930,592
2,294,813	12,945,010	9,371,107	168,521	450,931	4,577,654	23,051,146	16,776,696
11,294,264	50,154,001	34,916,958	291,527	1,243,969	30,308,984	179,947,305	131,169,540
88,216	16,474,889	12,915,405	23,936	352,704	575,396	99,830,559	77,690,583
11,206,048	33,679,112	22,001,553	278,172	891,265	29,733,588	80,116,746	53,478,956
48,297,416	131,511,477	88,741,902	423,413	2,219,291	92,966,995	244,067,151	164,369,132
75,425	10,649,217	8,154,034	9,688	62,990	180,429	22,200,748	16,957,905
48,221,991	120,862,261	80,587,868	421,923	2,156,301	92,786,566	221,866,403	147,411,224
1,114,476	6,276,557	4,395,343	21,477	85,732	1,768,127	10,132,384	7,188,690
10,143	1,341,039	1,023,201	1,169	11,905	24,317	3,419,457	2,598,592
1,104,333	4,935,518	3,372,142	20,952	73,827	1,743,810	6,712,926	4,590,097
43,409	883,734	627,297	1,738	5,813	80,311	1,023,266	712,415
3,404	600,227	464,010	296	1,289	3,442	603,072	467,306
40,005	283,507	163,287	1,694	4,524	76,869	420,193	245,110

Note : Based on the Treatment Month (excluding herbal medicine, including pharmacy in Treatment Days Treatment Amount and Benefit Amount)

제VI-2표  
Table VI-2

298 질병분류별  
Benefits by Classification of 298

구 분 Division			총 계 G.T				0 세	
			진료실인원수 Patients	입내원일수 Visits	요양급여일수 Reimbursed Days	진료비 Medical Expense	급여비 Benefit	진료실인원수 Patients
								입내원일수 Visits
221	계	S.T	9,217	13,487	36,443	755,994	513,854	100
	입원	I.P	161	496	1,211	169,859	145,613	-
	외래	O.P	9,169	12,991	35,232	586,135	368,241	100
222	계	S.T	289,493	572,466	2,958,030	49,324,084	33,943,147	914
	입원	I.P	4,861	30,433	62,349	12,398,883	9,753,644	29
	외래	O.P	288,337	542,033	2,895,681	36,925,201	24,189,503	907
223	계	S.T	1,180,881	1,917,072	6,721,369	256,563,280	159,090,922	56
	입원	I.P	50,828	76,662	205,869	35,465,872	27,031,599	2
	외래	O.P	1,177,089	1,840,410	6,515,500	221,097,408	132,059,323	56
224	계	S.T	14,340	45,213	256,007	10,594,682	7,397,715	-
	입원	I.P	2,256	15,442	28,934	7,873,059	5,763,972	-
	외래	O.P	13,551	29,771	227,073	2,721,623	1,633,743	-
225	계	S.T	1,047,476	1,826,392	9,220,797	142,704,914	96,798,216	3
	입원	I.P	575	1,161	3,415	457,827	343,880	-
	외래	O.P	1,047,155	1,825,231	9,217,382	142,247,087	96,454,337	3
226	계	S.T	1,425,153	2,805,825	15,213,460	210,810,553	143,336,532	130
	입원	I.P	7,166	35,006	74,874	10,611,467	7,916,236	-
	외래	O.P	1,422,940	2,770,819	15,138,586	200,199,087	135,420,296	130
227	계	S.T	191,736	500,441	11,124,373	121,376,896	77,683,973	-
	입원	I.P	18,463	83,779	169,994	66,146,447	48,187,887	-
	외래	O.P	188,577	416,662	10,954,379	55,230,449	29,496,087	-
228	계	S.T	27,841	112,856	999,015	29,547,061	20,713,325	3
	입원	I.P	7,929	38,278	83,939	22,823,814	17,180,149	1
	외래	O.P	26,824	74,578	915,076	6,723,247	3,533,176	2
229	계	S.T	130,953	278,574	1,827,693	74,859,063	48,180,974	122
	입원	I.P	15,332	58,601	125,639	46,156,255	34,062,408	24
	외래	O.P	125,780	219,973	1,702,054	28,702,808	14,118,567	121
230	계	S.T	828,232	1,280,176	5,148,862	133,419,507	87,673,804	-
	입원	I.P	1,671	3,382	10,463	2,352,968	1,750,100	-
	외래	O.P	827,703	1,276,794	5,138,399	131,066,539	85,923,704	-
231	계	S.T	703,058	2,117,153	101,005,289	124,608,052	82,919,735	-
	입원	I.P	507	1,173	3,814	354,682	262,737	-
	외래	O.P	702,903	2,115,980	101,001,475	124,253,370	82,656,998	-
232	계	S.T	152,965	1,258,428	4,460,318	237,289,906	158,201,467	-
	입원	I.P	400	919	2,331	528,293	377,177	-
	외래	O.P	152,953	1,257,509	4,457,987	236,761,613	157,824,290	-
233	계	S.T	1,459,590	2,783,193	13,715,872	337,586,282	217,639,447	173
	입원	I.P	53,391	98,414	312,727	49,025,344	36,949,258	2
	외래	O.P	1,450,779	2,684,779	13,403,145	288,560,938	180,690,189	172
234	계	S.T	10,059	18,021	49,497	2,052,201	1,490,816	-
	입원	I.P	742	2,069	5,311	882,846	713,790	-
	외래	O.P	9,656	15,952	44,186	1,169,355	777,026	-
235	계	S.T	728	1,705	6,203	427,725	330,204	-
	입원	I.P	250	859	2,297	362,386	290,604	-
	외래	O.P	547	846	3,906	65,339	39,600	-
236	계	S.T	56,222	173,847	507,793	34,516,894	25,224,997	-
	입원	I.P	10,016	27,408	71,296	14,920,593	11,353,675	-
	외래	O.P	54,008	146,439	436,497	19,596,302	13,871,322	-
237	계	S.T	13,470	49,228	289,189	15,847,639	13,659,255	-
	입원	I.P	3,844	29,081	53,090	13,730,247	12,088,798	-
	외래	O.P	11,204	20,147	236,099	2,117,392	1,570,458	-
238	계	S.T	8,404	39,870	82,451	15,345,646	13,270,577	-
	입원	I.P	4,021	29,349	48,526	13,888,881	12,173,906	-
	외래	O.P	5,811	10,521	33,925	1,456,765	1,096,670	-
239	계	S.T	123,561	776,851	1,656,817	267,931,594	230,090,055	-
	입원	I.P	84,664	552,678	829,853	237,666,293	207,076,745	-
	외래	O.P	68,579	224,173	826,964	30,265,301	23,013,310	-
240	계	S.T	18,162	118,338	172,601	47,719,842	41,286,376	-
	입원	I.P	17,928	117,129	152,973	47,641,734	41,235,535	-
	외래	O.P	773	1,209	19,628	78,107	50,842	-

주 : 진료일 기준 (한의원료 제외, 요양급여일수, 진료비와 급여비는 약국포함)

## Disease Categories by Age(Total) &lt;Cont'd&gt;

(단위 : 명, 일, 천원)

[illegible]

Note : Based on the Treatment Month (excluding herbal medicine, including pharmacy in Treatment Days Treatment Amount and Benefit Amount)

제VI-2표  
Table VI-2

298 질병분류별  
Benefits by Classification of 298

구 분 Division			5 ~ 9 세				10 세 ~		
			진료실인원수 Patients	입내원일수 Visits	요양급여일수 Reimbursed Days	진료비 Medical Expense	급여비 Benefit	진료실인원수 Patients	입내원일수 Visits
221	계	S.T	1,780	2,428	6,308	137,362	94,067	2,654	3,641
	입원	I.P	45	89	265	38,551	34,869	34	97
	외래	O.P	1,772	2,339	6,043	98,810	59,197	2,643	3,544
222	계	S.T	34,284	47,181	166,553	1,996,383	1,440,751	17,120	27,180
	입원	I.P	301	679	1,987	242,981	217,984	573	1,559
	외래	O.P	34,229	46,502	164,566	1,753,403	1,222,766	17,038	25,621
223	계	S.T	2,308	3,873	4,944	299,906	131,799	3,232	5,808
	입원	I.P	3	9	14	4,232	3,674	29	99
	외래	O.P	2,306	3,864	4,930	295,674	128,126	3,232	5,709
224	계	S.T	-	-	-	-	-	24	113
	입원	I.P	-	-	-	-	-	9	63
	외래	O.P	-	-	-	-	-	22	50
225	계	S.T	262	295	748	12,170	8,673	1,038	1,373
	입원	I.P	-	-	-	-	-	1	1
	외래	O.P	262	295	748	12,170	8,673	1,038	1,372
226	계	S.T	5,425	6,756	21,383	208,303	149,495	6,147	8,296
	입원	I.P	4	10	20	1,704	1,593	27	121
	외래	O.P	5,423	6,746	21,363	206,599	147,902	6,137	8,175
227	계	S.T	1	1	1	116	70	41	73
	입원	I.P	-	-	-	-	-	3	13
	외래	O.P	1	1	1	116	70	40	60
228	계	S.T	1	1	1	6	4	3	10
	입원	I.P	-	-	-	-	-	-	-
	외래	O.P	1	1	1	6	4	3	10
229	계	S.T	158	402	477	111,027	83,216	883	2,249
	입원	I.P	21	86	150	81,970	71,379	231	836
	외래	O.P	153	316	327	29,057	11,837	796	1,413
230	계	S.T	29	36	47	2,527	1,615	8,306	11,531
	입원	I.P	-	-	-	-	-	31	87
	외래	O.P	29	36	47	2,527	1,615	8,297	11,444
231	계	S.T	-	-	-	-	-	-	-
	입원	I.P	-	-	-	-	-	-	-
	외래	O.P	-	-	-	-	-	-	-
232	계	S.T	-	-	-	-	-	2	2
	입원	I.P	-	-	-	-	-	-	-
	외래	O.P	-	-	-	-	-	2	2
233	계	S.T	633	774	1,852	43,924	26,718	12,442	17,303
	입원	I.P	12	14	31	4,021	3,625	96	201
	외래	O.P	623	760	1,821	39,903	23,093	12,405	17,102
234	계	S.T	-	-	-	-	-	-	-
	입원	I.P	-	-	-	-	-	-	-
	외래	O.P	-	-	-	-	-	-	-
235	계	S.T	-	-	-	-	-	1	3
	입원	I.P	-	-	-	-	-	1	3
	외래	O.P	-	-	-	-	-	-	-
236	계	S.T	-	-	29	85	60	9	11
	입원	I.P	-	-	-	-	-	2	4
	외래	O.P	-	-	29	85	60	7	7
237	계	S.T	-	-	5	24	17	1	1
	입원	I.P	-	-	-	-	-	-	-
	외래	O.P	-	-	5	24	17	1	1
238	계	S.T	-	-	-	-	-	-	-
	입원	I.P	-	-	-	-	-	-	-
	외래	O.P	-	-	-	-	-	-	-
239	계	S.T	1	1	101	66	33	2	13
	입원	I.P	-	-	-	-	-	2	13
	외래	O.P	1	1	101	66	33	-	-
240	계	S.T	-	-	-	-	-	-	-
	입원	I.P	-	-	-	-	-	-	-
	외래	O.P	-	-	-	-	-	-	-

주 : 진료일 기준 (한의원류 제외, 요양급여일수, 진료비와 급여비는 약국포함)



# 연령별 진료현황(총계) <계속>

Disease Categories by Age(Total) <Cont'd>

(단위 : 명, 일, 천원)

Unit : Person, Day, KRW 1,000

14 세			15 ~ 19 세				
요양급여일수 Reimbursed Days	진료비 Medical Expense	급여비 Benefit	진료실인원수 Patients	입내원일수 Visits	요양급여일수 Reimbursed Days	진료비 Medica Expense	급여비 Benefit
7,334	167,666	112,817	1,248	1,906	4,497	96,452	63,096
266	37,318	33,969	14	38	94	12,621	10,222
7,068	130,348	78,848	1,247	1,868	4,403	83,831	52,874
90,524	2,158,330	1,597,092	7,893	14,390	58,648	1,523,066	1,084,666
4,549	852,864	776,299	352	1,082	3,038	660,202	543,896
85,975	1,305,466	820,793	7,817	13,308	55,610	862,864	540,770
12,662	515,988	296,736	7,046	13,796	35,012	2,303,303	1,617,164
217	49,057	42,696	894	1,334	3,734	1,158,558	909,587
12,445	466,931	254,040	6,989	12,462	31,278	1,144,745	707,577
363	41,400	33,487	203	544	2,279	121,095	85,528
117	36,995	31,409	33	202	447	92,658	69,259
246	4,405	2,078	185	342	1,832	28,437	16,269
5,102	91,696	63,291	10,801	18,979	79,080	1,504,514	1,039,349
4	150	142	3	11	21	2,593	2,003
5,098	91,546	63,149	10,798	18,968	79,059	1,501,921	1,037,346
29,739	398,710	277,700	24,990	45,179	194,302	3,340,182	2,312,679
274	35,106	32,105	273	1,474	3,004	406,466	314,528
29,465	363,605	245,595	24,910	43,705	191,298	2,933,716	1,998,150
735	20,503	14,949	454	1,262	32,436	336,148	220,623
25	14,009	11,622	56	240	497	201,027	147,458
710	6,494	3,328	446	1,022	31,939	135,120	73,165
37	575	403	10	26	146	1,810	1,284
-	-	-	-	-	-	-	-
37	575	403	10	26	146	1,810	1,284
5,270	787,080	612,418	2,989	7,389	23,776	2,412,876	1,680,655
1,720	618,531	536,603	752	2,619	5,860	1,788,544	1,382,609
3,550	168,550	75,815	2,692	4,770	17,916	624,333	298,046
45,213	998,943	637,883	43,082	71,456	325,098	6,344,447	4,097,005
252	29,409	26,300	63	169	583	70,580	54,537
44,961	969,533	611,583	43,064	71,287	324,515	6,273,868	4,042,468
-	-	-	-	-	-	-	-
-	-	-	-	-	-	-	-
-	-	-	-	-	-	-	-
2	313	219	103	160	538	14,173	9,038
-	-	-	-	-	-	-	-
2	313	219	103	160	538	14,173	9,038
75,496	1,082,115	715,210	92,893	175,607	538,298	7,553,747	5,097,065
519	62,600	56,180	552	978	2,803	277,719	218,404
74,977	1,019,515	659,030	92,653	174,629	535,495	7,276,028	4,878,661
3	11	8	47	79	196	9,211	6,782
-	-	-	3	8	16	2,666	2,106
3	11	8	46	71	180	6,546	4,675
8	1,553	1,443	13	19	45	3,765	2,611
8	1,553	1,443	5	8	31	3,109	2,271
-	-	-	8	11	14	655	340
105	1,763	1,347	236	577	1,426	114,503	84,911
12	877	730	43	122	327	64,186	49,381
93	886	616	214	455	1,099	50,318	35,530
59	155	110	10	45	134	17,791	16,175
-	-	-	5	38	78	16,998	15,566
59	155	110	6	7	56	794	609
-	-	-	-	-	-	-	-
-	-	-	-	-	-	-	-
-	-	-	-	-	-	-	-
53	7,959	6,464	97	444	1,013	160,464	140,960
21	5,041	4,421	60	321	741	144,165	128,542
32	2,918	2,042	53	123	272	16,299	12,418
-	-	-	17	120	150	44,348	38,815
-	-	-	17	120	150	44,348	38,815
-	-	-	-	-	-	-	-

Note : Based on the Treatment Month (excluding herbal medicine, including pharmacy in Treatment Days Treatment Amount and Benefit Amount)

제VI-2표  
Table VI-2

298 질병분류별  
Benefits by Classification of 298

구 분 Division			20 ~ 24 세				25 세 ~	
			진료실인원수 Patients	입내원일수 Visits	요양급여일수 Reimbursed Days	진료비 Medical Expense	급여비 Benefit	진료실인원수 Patients
								입내원일수 Visits
221	계	S.T	717	1,105	2,579	62,672	41,488	443
	입원	I.P	13	26	82	9,752	7,447	6
	외래	O.P	713	1,079	2,497	52,920	34,042	440
222	계	S.T	11,485	21,570	104,085	2,004,585	1,356,967	16,974
	입원	I.P	267	1,110	2,658	424,290	324,308	230
	외래	O.P	11,408	20,460	101,427	1,580,295	1,032,659	16,910
223	계	S.T	21,772	43,128	103,659	8,052,735	5,692,107	46,833
	입원	I.P	3,625	4,606	13,107	4,139,545	3,225,174	5,615
	외래	O.P	21,458	38,522	90,552	3,913,191	2,466,933	46,403
224	계	S.T	854	2,343	9,656	459,316	321,134	1,235
	입원	I.P	116	735	1,513	325,162	241,815	191
	외래	O.P	809	1,608	8,143	134,155	79,320	1,155
225	계	S.T	76,632	142,914	563,301	11,431,232	7,816,009	132,362
	입원	I.P	23	67	214	19,778	14,685	36
	외래	O.P	76,619	142,847	563,087	11,411,454	7,801,324	132,347
226	계	S.T	117,740	238,636	1,008,417	18,491,406	12,627,548	185,437
	입원	I.P	722	3,284	7,419	988,096	729,100	884
	외래	O.P	117,529	235,352	1,000,998	17,503,310	11,898,449	185,177
227	계	S.T	4,381	14,097	496,917	3,457,285	2,234,536	14,373
	입원	I.P	516	2,288	4,596	1,817,324	1,338,484	1,460
	외래	O.P	4,296	11,809	492,321	1,639,961	896,052	14,184
228	계	S.T	29	60	606	7,268	4,785	63
	입원	I.P	1	2	23	559	431	1
	외래	O.P	28	58	583	6,709	4,354	63
229	계	S.T	8,252	20,070	99,617	6,599,552	4,453,675	14,675
	입원	I.P	1,814	6,662	14,636	4,768,363	3,537,695	2,457
	외래	O.P	7,561	13,408	84,981	1,831,190	915,981	13,825
230	계	S.T	109,446	183,279	624,061	16,956,096	11,205,374	144,337
	입원	I.P	72	147	445	59,697	45,032	101
	외래	O.P	109,424	183,132	623,616	16,896,399	11,160,343	144,307
231	계	S.T	120	192	9,603	11,743	8,111	229
	입원	I.P	1	-	-	10	8	1
	외래	O.P	119	192	9,603	11,733	8,103	228
232	계	S.T	914	4,143	14,777	436,570	278,230	10,802
	입원	I.P	-	-	-	-	-	36
	외래	O.P	914	4,143	14,777	436,570	278,230	10,800
233	계	S.T	132,373	231,238	808,580	22,660,949	15,011,437	191,916
	입원	I.P	1,942	2,954	9,343	1,201,371	899,330	4,121
	외래	O.P	131,797	228,284	799,237	21,459,579	14,112,107	191,153
234	계	S.T	363	582	1,508	64,737	46,714	1,286
	입원	I.P	25	47	151	19,932	15,451	83
	외래	O.P	350	535	1,357	44,804	31,263	1,237
235	계	S.T	30	54	132	11,830	8,820	90
	입원	I.P	8	23	61	8,683	6,809	20
	외래	O.P	24	31	71	3,147	2,011	72
236	계	S.T	1,650	4,507	11,321	1,093,856	800,489	6,102
	입원	I.P	320	1,120	2,729	679,876	507,291	1,200
	외래	O.P	1,555	3,387	8,592	413,979	293,198	5,785
237	계	S.T	223	685	2,330	200,742	174,771	1,762
	입원	I.P	58	393	669	169,391	150,305	416
	외래	O.P	185	292	1,661	31,351	24,466	1,511
238	계	S.T	109	343	775	114,708	98,522	915
	입원	I.P	37	223	313	95,128	82,965	321
	외래	O.P	81	120	462	19,580	15,557	679
239	계	S.T	1,961	10,420	18,784	3,436,837	2,984,270	14,474
	입원	I.P	1,173	7,377	10,870	3,035,954	2,665,739	9,227
	외래	O.P	1,137	3,043	7,914	400,883	318,531	8,124
240	계	S.T	470	3,136	4,397	1,212,299	1,053,936	3,238
	입원	I.P	466	3,110	4,118	1,209,718	1,051,980	3,207
	외래	O.P	17	26	279	2,581	1,956	114

주 : 진료일 기준 (한의원료 제외, 요양급여일수, 진료비와 급여비는 약국포함)

# 연령별 진료현황(총계) <계속>

Disease Categories by Age(Total) <Cont'd>

(단위 : 명, 일, 천원)

Unit : Person, Day, KRW 1,000

29 세			30 ~ 34 세				
요양급여일수 Reimbursed Days	진료비 Medical Expense	급여비 Benefit	진료실인원수 Patients	입내원일수 Visits	요양급여일수 Reimbursed Days	진료비 Medical Expense	급여비 Benefit
1,743	44,850	29,009	224	342	1,254	23,097	15,520
38	3,663	2,711	2	5	17	3,088	2,534
1,705	41,187	26,297	224	337	1,237	20,009	12,986
144,184	2,780,465	1,868,549	36,394	70,131	217,784	5,787,425	3,841,238
2,005	316,091	237,711	305	1,186	3,304	525,983	396,223
142,179	2,464,374	1,630,838	36,354	68,945	214,480	5,261,442	3,445,015
180,763	14,347,294	9,876,388	83,052	143,528	310,526	20,800,133	13,741,641
19,793	5,688,555	4,426,388	5,990	7,923	21,677	4,919,829	3,804,232
160,970	8,658,740	5,450,000	82,590	135,605	288,849	15,880,304	9,937,409
13,825	758,055	521,709	1,501	5,097	21,845	1,607,854	1,127,461
2,232	546,205	398,320	385	2,046	3,995	1,288,234	941,330
11,593	211,850	123,389	1,386	3,051	17,850	319,620	186,131
966,139	19,955,518	13,630,546	145,481	252,343	964,624	20,130,996	13,682,043
174	23,030	17,230	55	115	345	33,154	26,087
965,965	19,932,488	13,613,315	145,449	252,228	964,279	20,097,842	13,655,956
1,603,243	29,666,709	20,259,287	184,823	358,426	1,503,063	27,824,178	18,938,185
8,037	1,076,841	794,242	829	3,304	7,245	977,670	725,016
1,595,206	28,589,867	19,465,044	184,562	355,122	1,495,818	26,846,509	18,213,169
1,769,443	10,568,840	6,736,281	21,704	62,153	1,993,559	13,750,437	8,664,146
13,066	5,051,043	3,722,568	1,854	7,972	16,219	6,299,700	4,618,866
1,756,377	5,517,797	3,013,712	21,406	54,181	1,977,340	7,450,737	4,045,281
2,112	15,651	10,315	150	405	2,102	90,707	63,672
4	805	575	37	127	347	66,302	49,118
2,108	14,845	9,740	133	278	1,755	24,405	14,554
235,261	10,191,329	6,723,459	16,652	35,249	237,477	9,518,055	6,155,240
19,582	6,710,518	4,975,691	2,042	7,291	16,215	5,759,326	4,244,395
215,679	3,480,810	1,747,768	15,919	27,958	221,262	3,758,730	1,910,845
735,847	22,673,444	15,068,484	143,701	227,626	687,178	21,567,337	14,230,406
495	82,276	62,063	163	310	994	170,158	127,394
735,352	22,591,168	15,006,421	143,652	227,316	686,184	21,397,179	14,103,011
21,669	29,597	19,697	471	917	50,139	64,118	44,072
8	264	209	-	-	-	-	-
21,661	29,333	19,488	471	917	50,139	64,118	44,072
233,343	8,870,170	5,718,771	54,838	419,653	1,393,914	62,507,298	41,201,494
155	53,623	38,077	124	265	618	154,161	110,201
233,188	8,816,548	5,680,694	54,832	419,388	1,393,296	62,353,137	41,091,293
1,256,266	39,830,274	26,226,056	209,464	390,603	1,405,765	47,092,670	30,721,501
21,202	2,970,621	2,236,683	7,101	12,179	37,193	5,477,279	4,133,754
1,235,064	36,859,652	23,989,373	208,142	378,424	1,368,572	41,615,391	26,587,746
5,504	232,409	167,306	3,471	6,172	16,956	649,883	466,806
595	90,876	72,388	229	670	1,662	259,752	208,976
4,909	141,533	94,918	3,352	5,502	15,294	390,131	257,831
530	24,321	18,217	213	521	1,730	135,205	103,905
145	18,468	14,554	73	271	712	114,735	91,038
385	5,853	3,663	161	250	1,018	20,470	12,867
49,249	3,996,669	2,929,087	18,055	57,615	164,556	11,209,814	8,167,029
8,652	2,106,192	1,593,416	3,198	8,878	22,421	4,848,229	3,685,052
40,597	1,890,477	1,335,671	17,388	48,737	142,135	6,361,585	4,481,977
21,757	1,664,772	1,428,969	5,705	18,645	92,399	5,815,577	5,009,907
5,461	1,410,298	1,235,142	1,445	10,524	18,820	4,957,419	4,362,040
16,296	254,474	193,827	4,843	8,121	73,579	858,158	647,867
6,235	1,057,795	910,782	3,609	15,684	31,900	5,806,469	5,015,647
3,462	909,076	793,500	1,594	11,215	18,676	5,203,371	4,556,939
2,773	148,719	117,283	2,581	4,469	13,224	603,097	458,708
154,325	27,661,770	23,817,309	53,080	327,274	662,685	111,586,173	95,806,151
87,210	24,595,250	21,405,353	36,219	236,053	347,813	99,378,839	86,428,792
67,115	3,066,521	2,411,956	29,065	91,221	314,872	12,207,333	9,377,359
29,873	8,370,447	7,231,845	8,767	57,296	83,716	22,781,770	19,674,452
27,488	8,360,477	7,225,193	8,659	56,665	73,707	22,742,500	19,649,056
2,385	9,970	6,652	387	631	10,009	39,270	25,396

Note : Based on the Treatment Month (excluding herbal medicine, including pharmacy in Treatment Days Treatment Amount and Benefit Amount)

제VI-2표  
Table VI-2

298 질병분류별  
Benefits by Classification of 298

구 분 Division			35 ~ 39 세				40 세 ~		
			진료실인원수 Patients	입내원일수 Visits	요양급여일수 Reimbursed Days	진료비 Medical Expense	급여비 Benefit	진료실인원수 Patients	입내원일수 Visits
221	계	S.T	88	140	824	13,551	9,022	85	128
	입원	I.P	3	8	29	2,743	2,176	2	6
	외래	O.P	88	132	795	10,808	6,846	85	122
222	계	S.T	42,659	84,423	239,621	6,983,505	4,614,550	29,825	61,997
	입원	I.P	309	1,093	2,762	552,612	417,152	319	1,568
	외래	O.P	42,636	83,330	236,859	6,430,893	4,197,397	29,781	60,429
223	계	S.T	108,152	184,914	405,978	25,329,552	16,108,084	179,676	300,247
	입원	I.P	5,633	8,098	21,190	3,436,282	2,607,447	8,704	12,921
	외래	O.P	107,779	176,816	384,788	21,893,270	13,500,637	179,137	287,326
224	계	S.T	1,587	5,791	25,360	1,728,138	1,216,057	1,780	5,965
	입원	I.P	397	2,246	4,194	1,356,735	996,938	371	2,331
	외래	O.P	1,471	3,545	21,166	371,403	219,119	1,653	3,634
225	계	S.T	116,408	194,720	768,302	15,353,024	10,387,036	124,020	207,992
	입원	I.P	54	131	291	50,962	37,666	72	109
	외래	O.P	116,382	194,589	768,011	15,302,063	10,349,370	123,987	207,883
226	계	S.T	151,689	288,458	1,272,461	22,180,307	15,022,477	161,727	312,699
	입원	I.P	810	3,370	7,653	990,240	732,269	892	3,708
	외래	O.P	151,461	285,088	1,264,808	21,190,068	14,290,208	161,455	308,991
227	계	S.T	26,191	71,835	1,767,330	16,489,259	10,462,698	42,134	113,065
	입원	I.P	2,336	10,811	22,247	8,111,855	5,911,130	4,496	20,851
	외래	O.P	25,833	61,024	1,745,083	8,377,405	4,551,569	41,448	92,214
228	계	S.T	337	1,005	4,335	209,064	146,134	708	2,166
	입원	I.P	88	325	850	150,399	112,923	251	707
	외래	O.P	315	680	3,485	58,665	33,211	639	1,459
229	계	S.T	14,903	30,554	189,811	8,087,975	5,228,037	18,315	36,344
	입원	I.P	1,662	6,077	13,388	4,833,863	3,574,165	1,703	6,406
	외래	O.P	14,336	24,477	176,423	3,254,112	1,653,872	17,692	29,938
230	계	S.T	97,311	147,178	534,457	14,918,019	9,760,024	97,357	143,872
	입원	I.P	225	396	1,210	247,796	182,440	390	793
	외래	O.P	97,246	146,782	533,247	14,670,223	9,577,584	97,217	143,079
231	계	S.T	1,295	3,142	164,086	185,948	122,374	8,490	23,307
	입원	I.P	-	-	-	-	-	7	5
	외래	O.P	1,295	3,142	164,086	185,948	122,374	8,487	23,302
232	계	S.T	52,156	426,029	1,541,717	82,771,583	55,707,080	28,373	277,712
	입원	I.P	129	301	770	165,854	116,530	103	265
	외래	O.P	52,155	425,728	1,540,947	82,605,729	55,590,550	28,371	277,447
233	계	S.T	173,529	326,182	1,292,105	42,514,719	27,579,550	183,982	355,391
	입원	I.P	7,631	12,911	41,750	6,187,370	4,660,607	9,328	15,624
	외래	O.P	172,294	313,271	1,250,355	36,327,349	22,918,943	182,695	339,767
234	계	S.T	2,930	5,465	15,726	660,266	484,234	1,731	3,199
	입원	I.P	240	704	1,849	317,661	258,705	147	409
	외래	O.P	2,794	4,761	13,877	342,605	225,530	1,656	2,790
235	계	S.T	213	533	2,230	154,978	122,033	145	372
	입원	I.P	90	309	834	136,455	110,728	50	183
	외래	O.P	149	224	1,396	18,523	11,306	111	189
236	계	S.T	17,962	55,865	165,441	11,040,050	8,071,908	10,862	32,364
	입원	I.P	3,158	8,244	22,061	4,522,760	3,451,069	1,884	4,607
	외래	O.P	17,301	47,621	143,380	6,517,290	4,620,839	10,453	27,757
237	계	S.T	4,336	17,655	109,403	5,908,140	5,097,733	1,358	6,417
	입원	I.P	1,409	10,943	20,582	5,211,557	4,586,419	492	3,944
	외래	O.P	3,503	6,712	88,821	696,583	511,313	1,085	2,473
238	계	S.T	2,878	15,173	30,727	6,028,251	5,213,542	865	5,265
	입원	I.P	1,524	11,496	18,968	5,516,047	4,833,291	528	4,139
	외래	O.P	1,906	3,677	11,759	512,204	380,251	544	1,126
239	계	S.T	41,758	275,654	628,202	95,844,670	82,183,247	11,759	78,166
	입원	I.P	29,195	191,625	292,781	84,336,670	73,558,684	8,511	56,140
	외래	O.P	23,455	84,029	335,421	11,508,000	8,624,564	6,503	22,026
240	계	S.T	4,640	29,940	44,145	12,487,430	10,831,154	995	6,369
	입원	I.P	4,568	29,631	38,782	12,466,891	10,817,949	977	6,297
	외래	O.P	203	309	5,363	20,539	13,204	50	72

주 : 진료일 기준 (한의원료 제외, 급여일수, 진료비와 급여비는 약국포함)

# 연령별 진료현황(총계) <계속>

## Disease Categories by Age(Total) <Cont'd>

(단위 : 명, 일, 천원)

Unit : Person, Day, KRW 1,000

44 세			45 ~ 49 세				
요양급여일수 Reimbursed Days	진료비 Medical Expense	급여비 Benefit	진료실인원수 Patients	입내원일수 Visits	요양급여일수 Reimbursed Days	진료비 Medical Expense	급여비 Benefit
778	10,439	7,098	66	115	393	7,890	5,414
20	2,261	1,635	1	1	8	1,314	1,048
758	8,178	5,463	66	114	385	6,576	4,366
217,948	5,504,542	3,662,913	15,471	33,573	175,164	3,014,321	1,999,127
3,707	721,886	540,751	216	1,173	2,677	483,138	362,824
214,241	4,782,656	3,122,162	15,435	32,400	172,487	2,531,183	1,636,303
686,845	39,798,328	24,601,494	177,496	297,526	824,336	39,404,759	23,860,681
33,598	4,320,195	3,245,186	7,901	12,408	33,289	4,051,854	3,032,169
653,247	35,478,132	21,356,308	176,972	285,118	791,047	35,352,905	20,828,512
27,060	1,607,526	1,117,560	1,770	6,221	35,388	1,517,439	1,049,934
4,405	1,259,261	915,707	306	2,513	4,644	1,165,484	849,573
22,655	348,266	201,853	1,679	3,708	30,744	351,955	200,361
860,049	16,710,484	11,226,712	105,050	182,820	907,232	14,948,175	10,029,522
392	39,371	30,290	78	125	382	53,651	40,754
859,657	16,671,113	11,196,422	105,013	182,695	906,850	14,894,523	9,988,767
1,451,905	24,188,258	16,306,821	142,195	284,697	1,552,806	22,222,723	14,951,792
8,622	1,122,488	827,815	900	4,074	9,040	1,193,044	878,085
1,443,283	23,065,770	15,479,006	141,930	280,623	1,543,766	21,029,679	14,073,707
2,154,743	28,793,813	18,557,737	43,716	111,993	1,696,501	29,175,454	18,830,233
42,473	16,439,732	11,959,372	4,771	22,039	44,443	17,657,842	12,794,515
2,112,270	12,354,081	6,598,365	42,876	89,954	1,652,058	11,517,612	6,035,718
9,536	575,927	411,369	1,114	3,771	23,829	1,112,841	793,506
2,237	427,021	325,160	444	1,386	4,061	874,067	657,447
7,299	148,906	86,209	997	2,385	19,768	238,775	136,059
219,723	9,156,227	5,827,756	18,073	35,542	207,027	8,658,546	5,430,586
13,759	5,222,388	3,849,403	1,518	5,860	12,422	4,922,150	3,601,823
205,964	3,933,839	1,978,353	17,570	29,682	194,605	3,736,396	1,828,763
658,428	16,979,020	11,053,081	111,780	160,227	875,337	20,361,054	13,305,937
2,443	577,052	428,507	420	891	2,754	763,695	561,919
655,985	16,401,968	10,624,574	111,661	159,336	872,583	19,597,359	12,744,018
1,117,408	1,283,535	843,677	57,257	166,357	7,608,988	9,314,461	6,125,736
27	3,177	2,483	37	108	294	19,870	16,040
1,117,381	1,280,357	841,194	57,243	166,249	7,608,694	9,294,591	6,109,696
1,043,065	68,653,653	46,775,280	5,620	57,195	228,371	13,837,744	8,396,249
748	146,756	106,705	8	13	40	7,899	5,664
1,042,317	68,506,897	46,668,574	5,619	57,182	228,331	13,829,845	8,390,585
1,565,284	48,817,555	31,429,510	164,077	327,695	1,745,813	45,871,123	29,272,610
53,937	8,153,248	6,100,822	8,977	15,524	53,587	8,330,537	6,251,887
1,511,347	40,664,307	25,328,687	162,840	312,171	1,692,226	37,540,587	23,020,723
8,275	392,888	289,050	220	381	1,239	39,791	27,951
953	181,010	147,476	15	26	85	10,949	8,689
7,322	211,878	141,574	210	355	1,154	28,842	19,261
1,394	88,319	68,050	21	35	112	6,387	4,408
459	75,210	60,830	3	9	47	4,174	2,932
935	13,109	7,220	20	26	65	2,213	1,476
99,395	6,290,596	4,629,324	1,219	3,618	11,879	650,112	462,012
13,288	2,374,792	1,824,067	186	454	1,298	251,451	189,630
86,107	3,915,803	2,805,257	1,181	3,164	10,581	398,661	272,382
54,014	2,146,707	1,853,817	65	296	7,148	84,630	70,287
7,182	1,893,941	1,676,826	18	139	267	64,350	56,750
46,832	252,766	176,991	61	157	6,881	20,280	13,537
12,171	2,249,105	1,955,651	25	221	594	79,558	67,999
6,834	2,084,954	1,836,506	15	160	237	71,581	62,902
5,337	164,151	119,146	17	61	357	7,977	5,097
186,089	28,330,517	24,372,861	415	2,386	5,313	898,029	775,250
87,643	25,350,617	22,166,218	276	1,736	2,766	817,202	716,697
98,446	2,979,899	2,206,643	228	650	2,547	80,827	58,554
9,973	2,730,888	2,375,609	35	228	347	92,661	80,566
8,425	2,725,520	2,372,141	34	222	303	92,281	80,400
1,548	5,367	3,468	2	6	44	380	166

Note : Based on the Treatment Month (excluding herbal medicine, including pharmacy in Treatment Days Treatment Amount and Benefit Amount)

제VI-2표  
Table VI-2

298 질병분류별  
Benefits by Classification of 298

구 분 Division			50 ~ 54 세				55 세 ~	
			진료실인원수 Patients	입내원일수 Visits	요양급여일수 Reimbursed Days	진료비 Medical Expense	급여비 Benefit	진료실인원수 Patients
								입내원일수 Visits
221	계	S.T	100	159	432	14,372	9,551	76
	입원	I.P	2	12	21	3,550	2,737	-
	외래	O.P	100	147	411	10,822	6,813	76
222	계	S.T	12,299	28,914	203,812	2,608,100	1,777,209	10,321
	입원	I.P	237	1,625	3,401	671,994	528,423	249
	외래	O.P	12,251	27,289	200,411	1,936,106	1,248,786	10,259
223	계	S.T	185,833	290,170	1,148,289	37,790,318	22,741,359	133,322
	입원	I.P	5,954	9,741	26,511	3,411,473	2,537,272	2,956
	외래	O.P	185,386	280,429	1,121,778	34,378,845	20,204,087	133,058
224	계	S.T	1,761	5,631	46,351	1,249,828	864,704	1,159
	입원	I.P	237	1,948	3,417	905,788	659,107	86
	외래	O.P	1,672	3,683	42,934	344,039	205,597	1,120
225	계	S.T	111,787	194,738	1,342,333	15,507,380	10,435,195	76,324
	입원	I.P	85	160	495	71,408	54,562	54
	외래	O.P	111,742	194,578	1,341,838	15,435,972	10,380,633	76,294
226	계	S.T	147,596	292,344	2,128,502	22,038,867	14,866,491	98,700
	입원	I.P	700	2,965	7,053	915,352	693,138	303
	외래	O.P	147,392	289,379	2,121,449	21,123,516	14,173,353	98,603
227	계	S.T	28,182	61,673	835,344	15,091,942	9,679,686	6,952
	입원	I.P	2,427	11,018	21,894	8,849,802	6,436,652	356
	외래	O.P	27,684	50,655	813,450	6,242,141	3,243,033	6,833
228	계	S.T	1,756	6,079	50,310	1,778,208	1,264,465	2,228
	입원	I.P	712	2,331	6,293	1,408,470	1,056,771	868
	외래	O.P	1,613	3,748	44,017	369,738	207,694	2,085
229	계	S.T	13,585	26,625	225,265	6,303,485	3,893,791	6,403
	입원	I.P	1,022	4,147	8,617	3,491,752	2,547,528	593
	외래	O.P	13,273	22,478	216,648	2,811,734	1,346,263	6,250
230	계	S.T	70,310	93,861	624,408	12,171,452	8,022,797	2,573
	입원	I.P	196	405	1,232	341,091	253,630	10
	외래	O.P	70,238	93,456	623,176	11,830,361	7,769,167	2,568
231	계	S.T	180,909	550,848	26,289,213	32,193,169	21,294,485	180,835
	입원	I.P	121	256	1,007	77,818	56,712	119
	외래	O.P	180,880	550,592	26,288,206	32,115,352	21,237,772	180,805
232	계	S.T	157	1,030	4,591	198,402	115,107	-
	입원	I.P	-	-	-	-	-	-
	외래	O.P	157	1,030	4,591	198,402	115,107	-
233	계	S.T	124,863	247,511	1,900,799	34,319,225	21,718,177	62,454
	입원	I.P	5,932	10,954	36,985	5,985,625	4,500,889	2,555
	외래	O.P	123,987	236,557	1,863,814	28,333,600	17,217,288	62,100
234	계	S.T	9	16	87	1,910	1,093	2
	입원	I.P	-	-	-	-	-	-
	외래	O.P	9	16	87	1,910	1,093	2
235	계	S.T	2	14	22	1,368	718	-
	입원	I.P	-	-	-	-	-	-
	외래	O.P	2	14	22	1,368	718	-
236	계	S.T	120	651	3,947	114,518	75,752	7
	입원	I.P	24	174	496	71,399	52,357	1
	외래	O.P	117	477	3,451	43,119	23,395	7
237	계	S.T	8	31	1,848	9,027	7,419	2
	입원	I.P	1	18	31	6,294	5,750	-
	외래	O.P	7	13	1,817	2,733	1,669	2
238	계	S.T	2	19	36	5,419	4,451	1
	입원	I.P	1	12	26	4,759	4,049	1
	외래	O.P	2	7	10	660	401	1
239	계	S.T	13	28	210	4,737	3,355	1
	입원	I.P	1	7	8	2,554	2,299	-
	외래	O.P	12	21	202	2,183	1,057	1
240	계	S.T	-	-	-	-	-	-
	입원	I.P	-	-	-	-	-	-
	외래	O.P	-	-	-	-	-	-

주 : 진료일 기준 (한의원료 제외, 급여일수, 진료비와 급여비는 약국포함)

# 연령별 진료현황(총계) <계속>

Disease Categories by Age(Total) <Cont'd>

(단위 : 명, 일, 천원)

Unit : Person, Day, KRW 1,000

59 세			60 ~ 64 세				
요양급여일수 Reimbursed Days	진료비 Medical Expense	급여비 Benefit	진료실인원수 Patients	입내원일수 Visits	요양급여일수 Reimbursed Days	진료비 Medical Expense	급여비 Benefit
890	6,224	3,931	88	165	732	11,087	7,523
-	-	-	3	9	21	2,234	1,810
890	6,224	3,931	86	156	711	8,853	5,713
221,761	2,405,503	1,633,835	10,674	28,558	285,234	2,810,821	1,912,678
3,449	751,478	575,829	318	3,054	5,568	1,041,617	796,939
218,312	1,654,024	1,058,006	10,591	25,504	279,666	1,769,204	1,115,740
1,021,150	25,228,518	15,045,542	115,775	170,274	895,289	21,265,531	12,686,507
13,845	1,717,190	1,273,842	2,089	4,106	10,545	1,392,313	1,027,298
1,007,305	23,511,328	13,771,700	115,579	166,168	884,744	19,873,218	11,659,209
27,393	547,422	378,250	1,033	3,056	22,634	410,149	288,474
1,551	347,406	251,864	50	638	1,061	230,676	170,193
25,842	200,016	126,386	1,010	2,418	21,573	179,472	118,281
1,104,226	10,017,296	6,755,418	68,234	114,442	833,389	8,272,397	5,579,000
325	47,625	34,217	48	76	281	47,119	35,038
1,103,901	9,969,671	6,721,201	68,198	114,366	833,108	8,225,278	5,543,962
1,693,629	13,926,650	9,389,772	85,675	165,175	1,302,297	11,408,748	7,684,197
3,092	415,446	313,585	229	1,229	2,699	425,437	313,498
1,690,537	13,511,204	9,076,188	85,602	163,946	1,299,598	10,983,310	7,370,698
257,647	2,424,927	1,491,272	2,294	3,786	79,544	697,676	427,669
2,924	1,096,577	803,153	96	365	678	286,679	210,613
254,723	1,328,350	688,120	2,259	3,421	78,866	410,997	217,055
75,179	2,637,662	1,874,693	3,932	16,731	136,370	5,012,111	3,534,289
8,625	2,122,360	1,593,176	1,354	6,472	14,019	4,037,752	3,025,787
66,554	515,302	281,518	3,763	10,259	122,351	974,359	508,502
134,520	3,594,306	2,222,902	5,983	12,907	95,344	3,351,642	2,059,603
5,281	2,150,599	1,548,688	538	2,348	4,737	2,014,463	1,440,220
129,239	1,443,707	674,215	5,870	10,559	90,607	1,337,178	619,383
38,788	447,169	291,199	-	-	-	-	-
55	11,214	8,278	-	-	-	-	-
38,733	435,955	282,921	-	-	-	-	-
29,577,466	34,547,158	22,904,010	140,714	428,945	20,962,594	25,558,600	16,916,006
917	78,672	58,175	94	171	591	61,395	46,267
29,576,549	34,468,486	22,845,835	140,686	428,774	20,962,003	25,497,205	16,869,739
-	-	-	-	-	-	-	-
-	-	-	-	-	-	-	-
-	-	-	-	-	-	-	-
1,256,001	16,689,583	10,420,405	48,242	97,320	888,472	12,870,949	7,970,206
16,222	2,854,027	2,157,952	2,117	4,693	14,062	2,508,441	1,911,890
1,239,779	13,835,556	8,262,453	47,957	92,627	874,410	10,362,508	6,058,317
3	1,095	874	-	-	-	-	-
-	-	-	-	-	-	-	-
3	1,095	874	-	-	-	-	-
-	-	-	-	-	-	-	-
-	-	-	-	-	-	-	-
-	-	-	-	-	-	-	-
445	4,930	3,079	-	-	-	-	-
12	831	682	-	-	-	-	-
433	4,099	2,396	-	-	-	-	-
92	75	51	-	-	-	-	-
-	-	-	-	-	-	-	-
92	75	51	-	-	-	-	-
13	4,342	3,982	-	-	-	-	-
10	3,965	3,755	-	-	-	-	-
3	378	227	-	-	-	-	-
32	355	142	-	-	-	-	-
-	-	-	-	-	-	-	-
32	355	142	-	-	-	-	-
-	-	-	-	-	-	-	-
-	-	-	-	-	-	-	-
-	-	-	-	-	-	-	-

Note : Based on the Treatment Month (excluding herbal medicine, including pharmacy in Treatment Days Treatment Amount and Benefit Amount)

제VI-2표  
Table VI-2

298 질병분류별  
Benefits by Classification of 298

구 분 Division			65 ~ 69 세				70 세 ~		
			진료실인원수 Patients	입내원일수 Visits	요양급여일수 Reimbursed Days	진료비 Medical Expense	급여비 Benefit	진료실인원수 Patients	입내원일수 Visits
221	계	S.T	76	166	712	10,306	7,424	65	172
	입원	I.P	2	34	41	1,621	1,116	2	6
	외래	O.P	74	132	671	8,686	6,308	64	166
222	계	S.T	8,123	23,044	271,802	2,522,317	1,757,370	5,217	16,389
	입원	I.P	271	2,853	5,128	1,103,805	837,492	218	2,498
	외래	O.P	8,041	20,191	266,674	1,418,512	919,878	5,145	13,891
223	계	S.T	63,961	96,534	559,659	11,771,253	6,981,373	32,217	49,287
	입원	I.P	939	1,805	4,923	647,662	493,462	328	719
	외래	O.P	63,852	94,729	554,736	11,123,590	6,487,911	32,181	48,568
224	계	S.T	636	1,691	10,954	235,113	167,052	401	860
	입원	I.P	34	401	672	134,257	98,713	10	81
	외래	O.P	620	1,290	10,282	100,856	68,339	394	779
225	계	S.T	39,108	67,900	438,638	4,563,347	3,178,767	22,555	38,221
	입원	I.P	32	54	179	30,094	22,253	13	17
	외래	O.P	39,086	67,846	438,459	4,533,253	3,156,514	22,545	38,204
226	계	S.T	50,462	100,547	703,844	6,560,743	4,588,633	29,629	58,511
	입원	I.P	146	800	1,509	376,411	285,274	103	619
	외래	O.P	50,408	99,747	702,335	6,184,332	4,303,359	29,594	57,892
227	계	S.T	840	1,486	26,565	308,774	193,681	300	575
	입원	I.P	41	189	337	146,536	108,339	30	120
	외래	O.P	824	1,297	26,228	162,238	85,341	286	455
228	계	S.T	5,033	21,966	188,113	5,993,342	4,206,997	4,884	20,924
	입원	I.P	1,486	7,939	16,362	4,719,078	3,555,962	1,304	7,060
	외래	O.P	4,895	14,027	171,751	1,274,264	651,035	4,789	13,864
229	계	S.T	4,164	9,150	61,013	2,428,489	1,491,720	2,686	6,204
	입원	I.P	394	1,757	3,478	1,507,168	1,073,061	257	1,186
	외래	O.P	4,068	7,393	57,535	921,321	418,659	2,640	5,018
230	계	S.T	-	-	-	-	-	-	-
	입원	I.P	-	-	-	-	-	-	-
	외래	O.P	-	-	-	-	-	-	-
231	계	S.T	73,382	214,732	9,705,856	12,662,053	8,673,536	34,550	90,772
	입원	I.P	63	195	499	60,624	43,662	25	69
	외래	O.P	73,364	214,537	9,705,357	12,601,430	8,629,874	34,542	90,703
232	계	S.T	-	-	-	-	-	-	-
	입원	I.P	-	-	-	-	-	-	-
	외래	O.P	-	-	-	-	-	-	-
233	계	S.T	29,437	62,204	499,403	8,304,919	5,144,523	16,625	35,601
	입원	I.P	1,359	3,532	10,160	1,901,591	1,438,640	819	2,521
	외래	O.P	29,262	58,672	489,243	6,403,329	3,705,882	16,484	33,080
234	계	S.T	-	-	-	-	-	-	-
	입원	I.P	-	-	-	-	-	-	-
	외래	O.P	-	-	-	-	-	-	-
235	계	S.T	-	-	-	-	-	-	-
	입원	I.P	-	-	-	-	-	-	-
	외래	O.P	-	-	-	-	-	-	-
236	계	S.T	-	-	-	-	-	-	-
	입원	I.P	-	-	-	-	-	-	-
	외래	O.P	-	-	-	-	-	-	-
237	계	S.T	-	-	-	-	-	-	-
	입원	I.P	-	-	-	-	-	-	-
	외래	O.P	-	-	-	-	-	-	-
238	계	S.T	-	-	-	-	-	-	-
	입원	I.P	-	-	-	-	-	-	-
	외래	O.P	-	-	-	-	-	-	-
239	계	S.T	-	-	-	-	-	-	-
	입원	I.P	-	-	-	-	-	-	-
	외래	O.P	-	-	-	-	-	-	-
240	계	S.T	-	-	-	-	-	-	-
	입원	I.P	-	-	-	-	-	-	-
	외래	O.P	-	-	-	-	-	-	-

주 : 진료일 기준 (한의원류 제외, 요양급여일수, 진료비와 급여비는 약국포함)



## Disease Categories by Age(Total) &lt;Cont'd&gt;

(단위 : 명, 일, 천원)

[illegible]

Note : Based on the Treatment Month (excluding herbal medicine, including pharmacy in Treatment Days Treatment Amount and Benefit Amount)

제VI-2표  
Table VI-2

298 질병분류별  
Benefits by Classification of 298

구 분 Division			총 계 G.T				0 세		
			진료실인원수 Patients	입내원일수 Visits	요양급여일수 Reimbursed Days	진료비 Medical Expense	급여비 Benefit	진료실인원수 Patients	입내원일수 Visits
241	계	S.T	3,089	9,289	29,619	6,097,555	5,314,283	-	-
	입원	I.P	1,319	5,890	13,977	5,811,922	5,174,326	-	-
	외래	O.P	2,229	3,399	15,642	285,633	139,956	-	-
242	계	S.T	195,786	948,030	2,069,385	268,008,000	236,908,652	-	-
	입원	I.P	91,453	587,487	903,223	236,447,627	211,946,501	-	-
	외래	O.P	140,099	360,543	1,166,162	31,560,373	24,962,150	-	-
243	계	S.T	61,280	202,638	425,643	124,540,054	122,460,200	-	-
	입원	I.P	61,280	202,638	421,390	124,533,258	122,455,405	-	-
	외래	O.P	-	-	4,253	6,796	4,795	-	-
244	계	S.T	62,735	124,457	755,050	13,972,905	10,134,758	-	-
	입원	I.P	2,275	12,906	24,740	5,938,010	5,005,064	-	-
	외래	O.P	61,183	111,551	730,310	8,034,896	5,129,694	-	-
245	계	S.T	4,514	20,555	30,529	6,248,563	6,184,252	4,089	19,668
	입원	I.P	3,038	16,687	17,612	6,052,352	6,018,833	3,022	16,591
	외래	O.P	2,383	3,868	12,917	196,211	165,419	1,971	3,077
246	계	S.T	20,966	310,302	478,704	225,118,208	222,863,930	15,037	267,213
	입원	I.P	11,753	252,503	312,585	217,640,411	215,909,428	11,174	232,889
	외래	O.P	16,754	57,799	166,119	7,477,797	6,954,502	10,927	34,324
247	계	S.T	1,981	4,342	5,180	755,157	716,099	1,730	3,585
	입원	I.P	250	1,256	1,533	638,907	615,617	237	1,191
	외래	O.P	1,849	3,086	3,647	116,250	100,482	1,600	2,394
248	계	S.T	374	3,386	4,833	2,538,253	2,513,289	309	3,040
	입원	I.P	270	2,728	2,960	2,495,127	2,476,389	262	2,573
	외래	O.P	229	658	1,873	43,126	36,900	169	467
249	계	S.T	14,973	176,108	247,863	128,506,698	127,272,798	12,200	155,675
	입원	I.P	10,420	147,725	163,726	124,550,605	123,621,758	10,082	138,671
	외래	O.P	9,277	28,383	84,137	3,956,093	3,651,040	6,631	17,004
250	계	S.T	1,334	9,557	14,103	5,574,376	5,496,572	1,177	8,986
	입원	I.P	932	8,266	10,049	5,489,282	5,423,186	895	7,970
	외래	O.P	745	1,291	4,054	85,094	73,386	611	1,016
251	계	S.T	23,567	40,457	50,932	1,573,626	1,488,898	22,331	38,398
	입원	I.P	198	1,378	1,888	628,528	621,884	190	1,324
	외래	O.P	23,443	39,079	49,044	945,098	867,014	22,213	37,074
252	계	S.T	60	272	293	121,707	120,258	54	263
	입원	I.P	29	204	220	118,828	117,782	29	204
	외래	O.P	37	68	73	2,879	2,476	31	59
253	계	S.T	72,384	207,277	271,147	40,320,846	39,486,543	67,370	195,079
	입원	I.P	13,276	80,529	87,798	35,858,063	35,514,619	13,079	78,467
	외래	O.P	66,210	126,748	183,349	4,462,783	3,971,923	61,277	116,612
254	계	S.T	3,218	15,864	199,629	2,904,038	2,591,161	970	2,247
	입원	I.P	216	2,244	5,313	1,766,298	1,601,012	52	599
	외래	O.P	3,205	13,620	194,316	1,137,741	990,149	966	1,648
255	계	S.T	7,390	51,151	355,917	7,887,373	6,615,127	1,471	3,854
	입원	I.P	539	12,822	18,693	4,503,038	4,029,653	91	1,040
	외래	O.P	7,274	38,329	337,224	3,384,336	2,585,474	1,450	2,814
256	계	S.T	96,896	350,403	7,177,028	219,602,579	195,603,816	15,591	75,337
	입원	I.P	9,731	114,023	228,000	166,991,501	156,495,724	2,324	44,023
	외래	O.P	95,240	236,380	6,949,028	52,611,078	39,108,092	14,950	31,314
257	계	S.T	5,461	19,933	28,525	7,076,966	5,439,232	403	3,643
	입원	I.P	740	4,076	7,323	3,306,691	2,994,139	193	1,480
	외래	O.P	5,434	15,857	21,202	3,770,275	2,445,093	398	2,163
258	계	S.T	278	3,368	5,793	2,701,199	2,620,872	85	2,640
	입원	I.P	79	2,574	2,829	2,645,246	2,580,176	64	2,400
	외래	O.P	254	794	2,964	55,953	40,696	65	240
259	계	S.T	52,989	120,643	723,065	29,459,958	25,068,398	22,571	41,782
	입원	I.P	2,907	27,157	50,310	21,679,020	19,517,760	668	10,686
	외래	O.P	52,434	93,486	672,755	7,780,938	5,550,638	22,440	31,096
260	계	S.T	6,422	15,604	35,242	5,169,412	4,461,820	697	1,844
	입원	I.P	1,357	2,976	9,858	4,313,550	3,914,173	153	314
	외래	O.P	6,324	12,628	25,384	855,862	547,647	684	1,530

주 : 진료일 기준 (한의원료 제외, 요양급여일수, 진료비와 급여비는 약국포함)

## Disease Categories by Age(Total) &lt;Cont'd&gt;

(단위 : 명, 일, 천원)

Note : Based on the Treatment Month (excluding herbal medicine, including pharmacy in Treatment Days Treatment Amount and Benefit Amount)

제VI-2표  
Table VI-2

298 질병분류별  
Benefits by Classification of 298

구 분 Division			5 ~ 9 세				10 세 ~		
			진료실인원수 Patients	입내원일수 Visits	요양급여일수 Reimbursed Days	진료비 Medical Expense	급여비 Benefit	진료실인원수 Patients	입내원일수 Visits
241	계	S.T	-	-	-	-	-	-	-
	입원	I.P	-	-	-	-	-	-	-
	외래	O.P	-	-	-	-	-	-	-
242	계	S.T	7	10	108	2,298	1,859	10	26
	입원	I.P	1	3	6	1,555	1,394	3	16
	외래	O.P	6	7	102	743	465	8	10
243	계	S.T	-	-	-	-	-	-	-
	입원	I.P	-	-	-	-	-	-	-
	외래	O.P	-	-	-	-	-	-	-
244	계	S.T	5	6	26	526	288	15	24
	입원	I.P	-	-	-	-	-	-	-
	외래	O.P	5	6	26	526	288	15	24
245	계	S.T	-	-	-	-	-	-	-
	입원	I.P	-	-	-	-	-	-	-
	외래	O.P	-	-	-	-	-	-	-
246	계	S.T	-	-	-	-	-	-	-
	입원	I.P	-	-	-	-	-	-	-
	외래	O.P	-	-	-	-	-	-	-
247	계	S.T	-	-	-	-	-	-	-
	입원	I.P	-	-	-	-	-	-	-
	외래	O.P	-	-	-	-	-	-	-
248	계	S.T	-	-	-	-	-	-	-
	입원	I.P	-	-	-	-	-	-	-
	외래	O.P	-	-	-	-	-	-	-
249	계	S.T	-	-	-	-	-	-	-
	입원	I.P	-	-	-	-	-	-	-
	외래	O.P	-	-	-	-	-	-	-
250	계	S.T	-	-	-	-	-	-	-
	입원	I.P	-	-	-	-	-	-	-
	외래	O.P	-	-	-	-	-	-	-
251	계	S.T	-	-	-	-	-	-	-
	입원	I.P	-	-	-	-	-	-	-
	외래	O.P	-	-	-	-	-	-	-
252	계	S.T	-	-	-	-	-	-	-
	입원	I.P	-	-	-	-	-	-	-
	외래	O.P	-	-	-	-	-	-	-
253	계	S.T	-	-	-	-	-	-	-
	입원	I.P	-	-	-	-	-	-	-
	외래	O.P	-	-	-	-	-	-	-
254	계	S.T	403	2,860	30,391	292,619	257,397	334	1,922
	입원	I.P	23	141	494	85,157	74,911	22	153
	외래	O.P	403	2,719	29,897	207,463	182,486	333	1,769
255	계	S.T	903	11,597	56,011	1,240,598	1,053,364	619	7,337
	입원	I.P	72	1,594	2,431	546,993	498,069	44	1,035
	외래	O.P	895	10,003	53,580	693,605	555,295	612	6,302
256	계	S.T	9,016	23,381	316,396	9,254,801	7,719,071	5,502	14,570
	입원	I.P	477	4,282	11,113	5,777,390	5,385,275	327	2,529
	외래	O.P	8,992	19,099	305,283	3,477,411	2,333,796	5,481	12,041
257	계	S.T	1,396	4,637	5,461	1,152,246	827,207	880	2,207
	입원	I.P	110	436	895	321,081	288,391	41	243
	외래	O.P	1,389	4,201	4,566	831,165	538,816	877	1,964
258	계	S.T	33	66	256	5,175	2,513	7	34
	입원	I.P	-	-	-	-	-	1	22
	외래	O.P	33	66	256	5,175	2,513	6	12
259	계	S.T	3,966	13,164	94,694	2,043,566	1,663,096	1,696	5,049
	입원	I.P	544	2,519	5,854	1,137,003	1,000,040	110	745
	외래	O.P	3,912	10,645	88,840	906,563	663,056	1,680	4,304
260	계	S.T	1,315	2,407	4,883	519,014	422,659	694	1,518
	입원	I.P	162	363	1,087	389,356	353,628	73	185
	외래	O.P	1,305	2,044	3,796	129,658	69,031	689	1,333

주 : 진료일 기준 (한의원류 제외, 요양급여일수, 진료비와 급여비는 약국포함)

## Disease Categories by Age(Total) &lt;Cont'd&gt;

Unit : Person, Day, KRW 1,000

Note : Based on the Treatment Month (excluding herbal medicine, including pharmacy in Treatment Days Treatment Amount and Benefit Amount)

제VI-2표  
Table VI-2

298 질병분류별  
Benefits by Classification of 298

구 분 Division			20 ~ 24 세					25 세 ~	
			진료실인원수 Patients	입내원일수 Visits	요양급여일수 Reimbursed Days	진료비 Medical Expense	급여비 Benefit	진료실인원수 Patients	입내원일수 Visits
241	계	S.T	76	192	581	70,667	62,530	345	918
	입원	I.P	37	121	285	65,254	59,713	123	555
	외래	O.P	48	71	296	5,414	2,818	248	363
242	계	S.T	4,524	20,891	40,325	6,259,334	5,591,241	28,214	132,042
	입원	I.P	2,247	13,853	21,349	5,571,673	5,027,026	13,404	82,685
	외래	O.P	3,086	7,038	18,976	687,661	564,215	19,933	49,357
243	계	S.T	1,609	5,364	11,076	3,231,461	3,175,782	9,280	30,945
	입원	I.P	1,609	5,364	10,950	3,231,375	3,175,722	9,280	30,945
	외래	O.P	-	-	126	85	60	-	-
244	계	S.T	1,378	2,425	9,299	237,620	176,382	8,654	16,338
	입원	I.P	55	261	506	112,094	94,158	347	1,749
	외래	O.P	1,343	2,164	8,793	125,526	82,224	8,417	14,589
245	계	S.T	-	-	-	-	-	-	-
	입원	I.P	-	-	-	-	-	-	-
	외래	O.P	-	-	-	-	-	-	-
246	계	S.T	-	-	-	-	-	-	-
	입원	I.P	-	-	-	-	-	-	-
	외래	O.P	-	-	-	-	-	-	-
247	계	S.T	-	-	-	-	-	-	-
	입원	I.P	-	-	-	-	-	-	-
	외래	O.P	-	-	-	-	-	-	-
248	계	S.T	-	-	-	-	-	-	-
	입원	I.P	-	-	-	-	-	-	-
	외래	O.P	-	-	-	-	-	-	-
249	계	S.T	-	-	-	-	-	-	-
	입원	I.P	-	-	-	-	-	-	-
	외래	O.P	-	-	-	-	-	-	-
250	계	S.T	-	-	-	-	-	-	-
	입원	I.P	-	-	-	-	-	-	-
	외래	O.P	-	-	-	-	-	-	-
251	계	S.T	-	-	-	-	-	-	-
	입원	I.P	-	-	-	-	-	-	-
	외래	O.P	-	-	-	-	-	-	-
252	계	S.T	-	-	-	-	-	-	-
	입원	I.P	-	-	-	-	-	-	-
	외래	O.P	-	-	-	-	-	-	-
253	계	S.T	-	-	-	-	-	-	-
	입원	I.P	-	-	-	-	-	-	-
	외래	O.P	-	-	-	-	-	-	-
254	계	S.T	167	594	21,020	88,581	75,156	137	687
	입원	I.P	10	27	237	27,933	21,940	7	29
	외래	O.P	167	567	20,783	60,647	53,216	137	658
255	계	S.T	306	2,807	32,391	377,944	289,334	252	1,022
	입원	I.P	21	1,218	1,473	191,913	146,646	18	138
	외래	O.P	301	1,589	30,918	186,031	142,688	251	884
256	계	S.T	3,674	12,724	337,707	6,492,708	5,532,131	3,350	11,969
	입원	I.P	376	2,917	8,450	4,452,164	4,028,005	373	2,687
	외래	O.P	3,634	9,807	329,257	2,040,544	1,504,125	3,313	9,282
257	계	S.T	378	1,106	1,762	635,657	412,584	195	520
	입원	I.P	35	178	402	119,924	92,482	15	75
	외래	O.P	376	928	1,360	515,732	320,102	195	445
258	계	S.T	5	43	64	14,303	10,892	3	6
	입원	I.P	3	26	47	13,789	10,709	-	-
	외래	O.P	5	17	17	513	183	3	6
259	계	S.T	852	2,672	24,218	829,203	659,300	655	2,029
	입원	I.P	62	663	1,675	660,758	545,301	66	635
	외래	O.P	833	2,009	22,543	168,444	113,999	638	1,394
260	계	S.T	101	327	1,564	58,477	38,192	61	202
	입원	I.P	20	86	214	40,913	30,137	13	44
	외래	O.P	101	241	1,350	17,564	8,055	61	158

주 : 진료일 기준 (한의원류 제외, 요양급여일수, 진료비와 급여비는 약국포함)

## Disease Categories by Age(Total) &lt;Cont'd&gt;

(단위 : 명, 일, 천원)

[illegible]

Note : Based on the Treatment Month (excluding herbal medicine, including pharmacy in Treatment Days Treatment Amount and Benefit Amount)

제VI-2표  
Table VI-2

298 질병분류별  
Benefits by Classification of 298

구 분 Division			35 ~ 39 세				40 세 ~		
			진료실인원수 Patients	입내원일수 Visits	요양급여일수 Reimbursed Days	진료비 Medical Expense	급여비 Benefit	진료실인원수 Patients	입내원일수 Visits
241	계	S.T	1,043	3,420	11,030	2,409,921	2,076,685	321	1,005
	입원	I.P	483	2,228	5,413	2,307,876	2,027,676	136	622
	외래	O.P	764	1,192	5,617	102,044	49,009	233	383
242	계	S.T	59,245	292,120	671,860	83,210,050	73,427,630	15,598	75,638
	입원	I.P	27,449	179,125	276,114	73,559,091	65,900,990	6,551	44,070
	외래	O.P	42,603	112,995	395,746	9,650,959	7,526,641	11,682	31,568
243	계	S.T	18,089	59,260	125,318	38,489,185	37,863,628	3,366	11,069
	입원	I.P	18,089	59,260	124,018	38,487,182	37,862,217	3,366	11,069
	외래	O.P	-	-	1,300	2,003	1,411	-	-
244	계	S.T	19,187	39,257	248,583	4,722,941	3,420,435	4,933	10,796
	입원	I.P	708	4,232	8,080	2,044,402	1,726,973	202	1,277
	외래	O.P	18,692	35,025	240,503	2,678,538	1,693,463	4,797	9,519
245	계	S.T	-	-	-	-	-	-	-
	입원	I.P	-	-	-	-	-	-	-
	외래	O.P	-	-	-	-	-	-	-
246	계	S.T	-	-	-	-	-	-	-
	입원	I.P	-	-	-	-	-	-	-
	외래	O.P	-	-	-	-	-	-	-
247	계	S.T	-	-	-	-	-	-	-
	입원	I.P	-	-	-	-	-	-	-
	외래	O.P	-	-	-	-	-	-	-
248	계	S.T	-	-	-	-	-	-	-
	입원	I.P	-	-	-	-	-	-	-
	외래	O.P	-	-	-	-	-	-	-
249	계	S.T	-	-	-	-	-	-	-
	입원	I.P	-	-	-	-	-	-	-
	외래	O.P	-	-	-	-	-	-	-
250	계	S.T	-	-	-	-	-	-	-
	입원	I.P	-	-	-	-	-	-	-
	외래	O.P	-	-	-	-	-	-	-
251	계	S.T	-	-	-	-	-	-	-
	입원	I.P	-	-	-	-	-	-	-
	외래	O.P	-	-	-	-	-	-	-
252	계	S.T	-	-	-	-	-	-	-
	입원	I.P	-	-	-	-	-	-	-
	외래	O.P	-	-	-	-	-	-	-
253	계	S.T	-	-	-	-	-	-	-
	입원	I.P	-	-	-	-	-	-	-
	외래	O.P	-	-	-	-	-	-	-
254	계	S.T	61	617	9,421	105,087	90,453	38	216
	입원	I.P	4	267	397	73,034	62,768	4	56
	외래	O.P	61	350	9,024	32,053	27,685	37	160
255	계	S.T	177	554	9,893	123,190	94,480	207	835
	입원	I.P	7	43	78	33,458	28,812	12	86
	외래	O.P	173	511	9,815	89,732	65,667	204	749
256	계	S.T	2,647	10,926	287,149	5,644,026	4,700,856	2,988	11,546
	입원	I.P	376	2,835	7,859	4,070,759	3,651,464	449	3,158
	외래	O.P	2,596	8,091	279,290	1,573,266	1,049,392	2,937	8,388
257	계	S.T	62	193	339	73,643	48,382	53	120
	입원	I.P	8	48	93	19,058	14,161	4	18
	외래	O.P	62	145	246	54,584	34,221	53	102
258	계	S.T	-	-	-	-	-	-	-
	입원	I.P	-	-	-	-	-	-	-
	외래	O.P	-	-	-	-	-	-	-
259	계	S.T	643	1,709	12,236	469,728	318,946	833	1,987
	입원	I.P	67	481	1,480	349,130	253,982	65	510
	외래	O.P	623	1,228	10,756	120,598	64,964	809	1,477
260	계	S.T	74	243	891	60,366	41,889	49	169
	입원	I.P	17	54	156	45,858	34,954	12	40
	외래	O.P	72	189	735	14,508	6,936	49	129

주 : 진료일 기준 (한의원류 제외, 요양급여일수, 진료비와 급여비는 약국포함)



## Disease Categories by Age(Total) &lt;Cont'd&gt;

Unit : Person, Day, KRW 1,000

Note : Based on the Treatment Month (excluding herbal medicine, including pharmacy in Treatment Days Treatment Amount and Benefit Amount)

제VI-2표  
Table VI-2

298 질병분류별  
Benefits by Classification of 298

구 분 Division			50 ~ 54 세				55 세 ~		
			진료실인원수 Patients	입내원일수 Visits	요양급여일수 Reimbursed Days	진료비 Medical Expense	급여비 Benefit	진료실인원수 Patients	입내원일수 Visits
241	계	S.T	-	-	8	21	15	1	1
	입원	I.P	-	-	-	-	-	-	-
	외래	O.P	-	-	8	21	15	1	1
242	계	S.T	54	89	2,493	9,714	6,289	7	19
	입원	I.P	1	1	8	481	377	-	-
	외래	O.P	53	88	2,485	9,232	5,912	7	19
243	계	S.T	-	-	-	-	-	-	-
	입원	I.P	-	-	-	-	-	-	-
	외래	O.P	-	-	-	-	-	-	-
244	계	S.T	108	242	9,236	42,664	31,091	9	15
	입원	I.P	4	13	27	3,366	2,536	-	-
	외래	O.P	106	229	9,209	39,298	28,555	9	15
245	계	S.T	-	-	-	-	-	-	-
	입원	I.P	-	-	-	-	-	-	-
	외래	O.P	-	-	-	-	-	-	-
246	계	S.T	-	-	-	-	-	-	-
	입원	I.P	-	-	-	-	-	-	-
	외래	O.P	-	-	-	-	-	-	-
247	계	S.T	-	-	-	-	-	-	-
	입원	I.P	-	-	-	-	-	-	-
	외래	O.P	-	-	-	-	-	-	-
248	계	S.T	-	-	-	-	-	-	-
	입원	I.P	-	-	-	-	-	-	-
	외래	O.P	-	-	-	-	-	-	-
249	계	S.T	-	-	-	-	-	-	-
	입원	I.P	-	-	-	-	-	-	-
	외래	O.P	-	-	-	-	-	-	-
250	계	S.T	-	-	-	-	-	-	-
	입원	I.P	-	-	-	-	-	-	-
	외래	O.P	-	-	-	-	-	-	-
251	계	S.T	-	-	-	-	-	-	-
	입원	I.P	-	-	-	-	-	-	-
	외래	O.P	-	-	-	-	-	-	-
252	계	S.T	-	-	-	-	-	-	-
	입원	I.P	-	-	-	-	-	-	-
	외래	O.P	-	-	-	-	-	-	-
253	계	S.T	-	-	-	-	-	-	-
	입원	I.P	-	-	-	-	-	-	-
	외래	O.P	-	-	-	-	-	-	-
254	계	S.T	41	205	5,570	50,507	41,600	27	191
	입원	I.P	2	29	73	28,658	23,873	4	81
	외래	O.P	41	176	5,497	21,849	17,727	26	110
255	계	S.T	201	890	12,996	153,646	114,082	201	691
	입원	I.P	10	379	504	75,697	61,539	14	115
	외래	O.P	198	511	12,492	77,949	52,543	194	576
256	계	S.T	3,945	14,445	539,519	8,305,969	6,927,046	3,903	14,805
	입원	I.P	564	3,700	11,258	5,805,384	5,241,540	532	3,965
	외래	O.P	3,848	10,745	528,261	2,500,585	1,685,507	3,810	10,840
257	계	S.T	35	90	222	16,327	11,301	31	60
	입원	I.P	3	19	33	10,505	8,295	2	6
	외래	O.P	34	71	189	5,822	3,006	31	54
258	계	S.T	1	1	2	482	243	-	-
	입원	I.P	-	-	-	-	-	-	-
	외래	O.P	1	1	2	482	243	-	-
259	계	S.T	1,545	3,056	26,726	742,738	494,432	1,869	3,585
	입원	I.P	72	558	1,206	457,631	336,143	59	499
	외래	O.P	1,519	2,498	25,520	285,107	158,289	1,842	3,086
260	계	S.T	36	108	268	24,206	15,831	20	75
	입원	I.P	7	27	72	15,623	11,339	6	24
	외래	O.P	35	81	196	8,583	4,492	19	51

주 : 진료일 기준 (한의원류 제외, 요양급여일수, 진료비와 급여비는 약국포함)

## Disease Categories by Age(Total) &lt;Cont'd&gt;

[illegible]

585

제VI-2표  
Table VI-2

298 질병분류별  
Benefits by Classification of 298

구 분 Division			65 ~ 69 세					70 세 ~	
			진료실인원수 Patients	입내원일수 Visits	요양급여일수 Reimbursed Days	진료비 Medical Expense	급여비 Benefit	진료실인원수 Patients	입내원일수 Visits
241	계	S.T	-	-	-	-	-	-	-
	입원	I.P	-	-	-	-	-	-	-
	외래	O.P	-	-	-	-	-	-	-
242	계	S.T	-	-	-	-	-	-	-
	입원	I.P	-	-	-	-	-	-	-
	외래	O.P	-	-	-	-	-	-	-
243	계	S.T	-	-	-	-	-	-	-
	입원	I.P	-	-	-	-	-	-	-
	외래	O.P	-	-	-	-	-	-	-
244	계	S.T	-	-	-	-	-	-	-
	입원	I.P	-	-	-	-	-	-	-
	외래	O.P	-	-	-	-	-	-	-
245	계	S.T	-	-	-	-	-	-	-
	입원	I.P	-	-	-	-	-	-	-
	외래	O.P	-	-	-	-	-	-	-
246	계	S.T	-	-	-	-	-	-	-
	입원	I.P	-	-	-	-	-	-	-
	외래	O.P	-	-	-	-	-	-	-
247	계	S.T	-	-	-	-	-	-	-
	입원	I.P	-	-	-	-	-	-	-
	외래	O.P	-	-	-	-	-	-	-
248	계	S.T	-	-	-	-	-	-	-
	입원	I.P	-	-	-	-	-	-	-
	외래	O.P	-	-	-	-	-	-	-
249	계	S.T	-	-	-	-	-	-	-
	입원	I.P	-	-	-	-	-	-	-
	외래	O.P	-	-	-	-	-	-	-
250	계	S.T	-	-	-	-	-	-	-
	입원	I.P	-	-	-	-	-	-	-
	외래	O.P	-	-	-	-	-	-	-
251	계	S.T	-	-	-	-	-	-	-
	입원	I.P	-	-	-	-	-	-	-
	외래	O.P	-	-	-	-	-	-	-
252	계	S.T	-	-	-	-	-	-	-
	입원	I.P	-	-	-	-	-	-	-
	외래	O.P	-	-	-	-	-	-	-
253	계	S.T	-	-	-	-	-	-	-
	입원	I.P	-	-	-	-	-	-	-
	외래	O.P	-	-	-	-	-	-	-
254	계	S.T	9	292	1,937	9,669	7,870	10	33
	입원	I.P	-	-	-	-	-	-	-
	외래	O.P	9	292	1,937	9,669	7,870	10	33
255	계	S.T	139	833	12,967	267,878	220,444	89	413
	입원	I.P	8	524	790	212,412	183,729	8	181
	외래	O.P	135	309	12,177	55,466	36,715	86	232
256	계	S.T	4,057	15,709	709,955	7,909,360	6,547,564	2,682	10,068
	입원	I.P	471	4,174	10,385	5,444,931	4,842,849	257	2,185
	외래	O.P	3,948	11,535	699,570	2,464,428	1,704,716	2,620	7,883
257	계	S.T	17	32	164	1,863	926	20	50
	입원	I.P	-	-	-	-	-	1	3
	외래	O.P	17	32	164	1,863	926	20	47
258	계	S.T	4	8	25	971	521	-	-
	입원	I.P	-	-	-	-	-	-	-
	외래	O.P	4	8	25	971	521	-	-
259	계	S.T	2,200	4,201	51,983	796,522	513,687	1,549	3,003
	입원	I.P	56	599	1,306	338,130	250,285	46	366
	외래	O.P	2,181	3,602	50,677	458,391	263,402	1,531	2,637
260	계	S.T	22	50	1,664	8,047	4,834	15	57
	입원	I.P	1	4	9	2,517	1,854	5	16
	외래	O.P	22	46	1,655	5,530	2,981	14	41

주 : 진료일 기준 (한의원료 제외, 요양급여일수, 진료비와 급여비는 약국포함)

## Disease Categories by Age(Total) &lt;Cont'd&gt;

[illegible]

587

제VI-2표  
Table VI-2

298 질병분류별  
Benefits by Classification of 298

구 분 Division			총 계 G.T				0 세	
			진료실인원수 Patients	입내원일수 Visits	요양급여일수 Reimbursed Days	진료비 Medical Expense	급여비 Benefit	진료실인원수 Patients
								입내원일수 Visits
261	계	S.T	46,974	140,281	2,438,951	34,997,363	24,826,372	3,054
	입원	I.P	2,995	18,889	43,904	12,776,109	11,069,911	334
	외래	O.P	46,486	121,392	2,395,047	22,221,254	13,756,461	2,991
262	계	S.T	10,919	19,740	83,479	2,004,850	1,528,090	3,687
	입원	I.P	218	1,938	4,568	1,208,982	1,022,550	18
	외래	O.P	10,882	17,802	78,911	795,868	505,540	3,683
263	계	S.T	14,418	33,354	112,578	3,541,523	2,507,676	485
	입원	I.P	630	4,729	10,907	2,063,180	1,691,506	43
	외래	O.P	14,304	28,625	101,671	1,478,343	816,170	483
264	계	S.T	46,140	156,821	444,285	24,944,854	20,955,099	11,525
	입원	I.P	3,398	26,818	54,759	18,379,926	16,403,911	324
	외래	O.P	45,829	130,003	389,526	6,564,928	4,551,188	11,464
265	계	S.T	88,618	340,979	2,374,985	67,225,557	54,582,490	4,918
	입원	I.P	11,149	56,658	134,450	33,710,008	29,331,720	278
	외래	O.P	87,169	284,321	2,240,535	33,515,548	25,250,770	4,856
266	계	S.T	8,813	106,912	1,323,209	13,616,457	11,974,262	328
	입원	I.P	413	14,482	19,414	3,773,526	3,473,509	32
	외래	O.P	8,766	92,430	1,303,795	9,842,931	8,500,752	318
267	계	S.T	2,578,957	3,995,761	28,955,423	483,451,950	304,962,086	4,802
	입원	I.P	102,481	194,502	563,324	65,236,078	48,354,227	176
	외래	O.P	2,508,144	3,801,259	28,392,099	418,215,872	256,607,859	4,645
268	계	S.T	815,324	1,300,843	4,304,583	137,884,201	101,205,897	20,197
	입원	I.P	97,356	285,657	586,461	68,692,692	55,227,189	4,439
	외래	O.P	740,801	1,015,186	3,718,122	69,191,509	45,978,708	17,220
269	계	S.T	4,201	17,506	109,990	1,456,633	1,029,745	-
	입원	I.P	291	8,201	9,190	783,985	571,502	-
	외래	O.P	3,934	9,305	100,800	672,648	458,243	-
270	계	S.T	8,213,455	19,513,269	218,633,235	2,147,487,434	1,351,165,926	45,325
	입원	I.P	447,683	1,666,803	3,543,566	592,485,675	451,929,935	2,518
	외래	O.P	8,016,075	17,846,466	215,089,669	1,555,001,759	899,235,991	44,069
271	계	S.T	746,493	1,441,467	2,661,211	123,868,999	84,824,396	439
	입원	I.P	26,375	148,609	297,596	60,617,624	44,322,955	142
	외래	O.P	742,811	1,292,858	2,363,615	63,251,376	40,501,441	391
272	계	S.T	597,610	4,161,862	25,584,532	610,251,132	437,880,804	7
	입원	I.P	146,408	2,420,488	4,169,064	465,307,826	346,075,299	1
	외래	O.P	558,789	1,741,374	21,415,468	144,943,305	91,805,505	7
273	계	S.T	95,928	2,492,649	8,181,354	563,277,256	424,506,802	27
	입원	I.P	53,914	2,238,887	3,191,228	541,680,276	411,979,573	13
	외래	O.P	74,704	253,762	4,990,126	21,596,980	12,527,229	27
274	계	S.T	1,214,787	9,502,595	28,729,449	1,245,651,392	893,028,083	403
	입원	I.P	291,353	3,073,195	5,692,999	907,391,095	680,373,767	29
	외래	O.P	1,191,767	6,429,400	23,036,450	338,260,296	212,654,316	396
275	계	S.T	183	2,166	7,717	361,991	264,026	1
	입원	I.P	46	1,681	2,155	329,144	245,091	1
	외래	O.P	147	485	5,562	32,847	18,935	-
276	계	S.T	8,037,107	24,361,394	94,827,126	1,393,615,396	971,928,195	1,774
	입원	I.P	192,137	1,395,001	2,661,939	329,078,296	237,151,675	48
	외래	O.P	7,974,955	22,966,393	92,165,187	1,064,537,101	734,776,520	1,733
277	계	S.T	147,805	262,140	758,132	20,189,082	13,337,610	222
	입원	I.P	2,928	11,655	24,862	5,679,522	4,318,553	1
	외래	O.P	146,644	250,485	733,270	14,509,559	9,019,057	222
278	계	S.T	272,702	1,643,088	8,397,477	438,830,711	344,191,634	3,385
	입원	I.P	55,034	1,227,243	1,765,529	382,264,158	311,594,671	343
	외래	O.P	240,982	415,845	6,631,948	56,566,552	32,596,964	3,211
279	계	S.T	9,940	84,929	257,198	45,508,049	36,358,372	2
	입원	I.P	5,475	69,947	115,134	43,789,564	35,479,643	-
	외래	O.P	7,260	14,982	142,064	1,718,485	878,729	2
280	계	S.T	74,184	392,085	1,000,888	50,246,594	36,667,494	30
	입원	I.P	12,508	154,005	244,490	40,598,435	30,424,623	1
	외래	O.P	71,641	238,080	756,398	9,648,159	6,242,871	30

주 : 진료일 기준 (한의원료 제외, 요양급여일수, 진료비와 급여비는 약국포함)

# 연령별 진료현황(총계) <계속>

Disease Categories by Age(Total) <Cont'd>

(단위 : 명, 일, 천원)

Unit : Person, Day, KRW 1,000

0Age			1 ~ 4세				
요양급여일수 Reimbursed Days	진료비 Medical Expense	급여비 Benefit	진료실인원수 Patients	입내원일수 Visits	요양급여일수 Reimbursed Days	진료비 Medical Expense	급여비 Benefit
30,133	2,533,408	2,313,444	10,194	26,017	92,078	6,330,722	5,213,440
4,661	1,890,408	1,802,984	838	5,714	13,689	4,574,206	4,114,549
25,472	643,000	510,459	10,143	20,303	78,389	1,756,516	1,098,892
6,266	223,171	194,329	4,156	6,754	8,442	696,412	580,011
153	54,830	49,970	75	614	1,328	454,321	406,920
6,113	168,341	144,359	4,151	6,140	7,114	242,090	173,092
1,838	344,749	318,526	1,567	3,036	3,546	264,525	204,712
487	221,119	214,409	34	267	556	130,759	117,771
1,351	123,630	104,117	1,563	2,769	2,990	133,766	86,941
42,779	5,693,971	5,415,821	13,467	48,626	73,883	6,160,012	5,311,647
4,574	4,766,773	4,622,359	947	6,867	13,456	4,366,779	3,954,279
38,205	927,198	793,462	13,429	41,759	60,427	1,793,233	1,357,368
26,541	4,996,372	4,752,497	13,477	63,048	190,648	10,077,595	8,711,825
5,254	4,320,626	4,168,834	1,487	10,004	21,287	6,021,473	5,518,737
21,287	675,746	583,663	13,393	53,044	169,361	4,056,122	3,193,088
5,438	938,146	878,045	1,354	38,738	117,754	3,789,224	3,417,431
831	762,802	743,600	170	7,048	9,349	1,788,808	1,653,884
4,607	175,344	134,445	1,346	31,690	108,405	2,000,415	1,763,547
18,729	292,620	263,553	49,550	69,657	293,587	4,366,365	3,378,563
496	47,843	45,307	2,937	4,733	11,233	1,053,993	970,487
18,233	244,777	218,246	47,205	64,924	282,354	3,312,371	2,408,076
82,603	3,493,608	3,145,036	171,063	300,944	950,232	25,501,481	21,315,429
21,499	2,484,957	2,266,361	30,060	60,554	135,048	12,858,934	11,737,201
61,104	1,008,651	878,675	151,160	240,390	815,184	12,642,547	9,578,228
-	-	-	-	-	-	-	-
-	-	-	-	-	-	-	-
-	-	-	-	-	-	-	-
165,698	8,952,421	8,073,862	239,840	1,358,231	2,709,790	63,141,649	51,199,855
13,641	4,112,894	3,914,999	18,922	98,821	160,484	24,926,548	22,833,085
152,057	4,839,527	4,158,863	230,479	1,259,410	2,549,306	38,215,101	28,366,770
1,115	155,754	139,127	8,589	12,951	16,644	938,727	748,882
380	94,712	88,276	454	1,061	2,112	410,380	369,743
735	61,042	50,850	8,461	11,890	14,532	528,347	379,140
25	1,328	1,208	68	117	185	8,660	6,393
9	369	350	5	7	7	2,136	2,027
16	959	858	67	110	178	6,525	4,366
284	60,113	57,636	325	1,594	2,254	260,052	210,983
152	52,730	51,341	81	417	886	180,244	159,251
132	7,384	6,295	317	1,177	1,368	79,808	51,732
1,130	83,461	76,661	14,246	63,962	87,075	5,809,146	4,494,560
162	44,261	42,588	1,659	4,743	10,943	2,139,796	1,915,430
968	39,200	34,073	14,175	59,219	76,132	3,669,351	2,579,130
9	6,983	5,931	2	3	9	160	144
9	6,983	5,931	-	-	-	-	-
-	-	-	2	3	9	160	144
2,279	123,100	111,059	98,175	138,420	185,477	8,396,236	6,409,099
71	17,250	16,577	2,088	2,408	2,961	572,998	539,639
2,208	105,850	94,482	96,810	136,012	182,516	7,823,238	5,869,460
426	10,673	9,453	5,142	6,819	12,409	328,811	248,732
1	125	118	50	114	207	34,834	31,807
425	10,548	9,335	5,114	6,705	12,202	293,977	216,925
7,445	1,179,619	1,070,873	17,488	22,906	36,237	3,730,546	2,937,337
1,938	824,895	772,384	1,380	3,334	5,187	1,637,272	1,516,353
5,507	354,724	298,489	16,486	19,572	31,050	2,093,274	1,420,984
3	241	194	25	68	102	24,497	22,632
-	-	-	11	48	58	23,375	21,994
3	241	194	18	20	44	1,122	638
99	1,820	1,645	2,163	5,457	9,483	490,476	405,337
6	149	127	157	1,073	2,007	320,779	277,479
93	1,671	1,518	2,146	4,384	7,476	169,697	127,858

Note : Based on the Treatment Month (excluding herbal medicine, including pharmacy in Treatment Days Treatment Amount and Benefit Amount)

제VI-2표  
Table VI-2

298 질병분류별  
Benefits by Classification of 298

구 분 Division			5 ~ 9 세					10 세 ~	
			진료실인원수 Patients	입내원일수 Visits	요양급여일수 Reimbursed Days	진료비 Medical Expense	급여비 Benefit	진료실인원수 Patients	입내원일수 Visits
261	계	S.T	4,815	9,416	42,243	1,638,979	1,161,151	3,301	7,664
	입원	I.P	299	1,170	3,715	914,174	823,550	276	1,182
	외래	O.P	4,784	8,246	38,528	724,805	337,601	3,270	6,482
262	계	S.T	1,148	2,423	2,918	230,949	160,569	431	1,139
	입원	I.P	22	206	413	129,882	114,044	25	203
	외래	O.P	1,146	2,217	2,505	101,067	46,525	427	936
263	계	S.T	2,948	5,595	6,393	381,744	243,589	3,257	7,872
	입원	I.P	47	266	606	147,772	129,844	147	1,044
	외래	O.P	2,939	5,329	5,787	233,972	113,745	3,227	6,828
264	계	S.T	5,687	18,924	49,339	3,029,561	2,456,585	5,219	18,717
	입원	I.P	574	3,366	8,491	2,009,500	1,786,496	563	4,254
	외래	O.P	5,652	15,558	40,848	1,020,061	670,089	5,178	14,463
265	계	S.T	15,230	67,597	287,783	11,454,252	9,283,972	8,888	37,760
	입원	I.P	2,699	10,155	28,133	5,678,027	5,164,333	1,298	5,649
	외래	O.P	14,947	57,442	259,650	5,776,225	4,119,639	8,733	32,111
266	계	S.T	1,621	28,144	146,395	2,846,970	2,515,586	1,248	13,670
	입원	I.P	83	2,873	3,518	543,938	504,289	43	893
	외래	O.P	1,613	25,271	142,877	2,303,032	2,011,297	1,245	12,777
267	계	S.T	93,670	132,784	580,667	8,207,633	5,463,043	85,682	126,997
	입원	I.P	4,069	6,066	15,050	1,467,237	1,352,832	3,745	6,154
	외래	O.P	90,644	126,718	565,617	6,740,396	4,110,211	83,236	120,843
268	계	S.T	100,035	143,959	492,455	10,722,961	8,162,558	53,895	73,815
	입원	I.P	7,861	16,306	36,030	3,486,368	3,170,404	3,818	8,610
	외래	O.P	93,936	127,653	456,425	7,236,593	4,992,154	50,805	65,205
269	계	S.T	-	-	-	-	-	-	-
	입원	I.P	-	-	-	-	-	-	-
	외래	O.P	-	-	-	-	-	-	-
270	계	S.T	275,935	1,078,452	3,109,400	47,020,531	32,276,584	446,260	790,409
	입원	I.P	8,255	43,176	69,600	10,900,306	9,974,474	8,258	22,055
	외래	O.P	272,536	1,035,276	3,039,800	36,120,225	22,302,110	443,468	768,354
271	계	S.T	15,573	25,456	36,724	2,152,462	1,588,316	16,070	33,282
	입원	I.P	821	2,840	6,315	1,057,052	917,701	1,476	5,911
	외래	O.P	15,511	22,616	30,409	1,095,409	670,614	15,983	27,371
272	계	S.T	1,094	3,067	5,885	231,264	164,470	6,514	20,736
	입원	I.P	71	507	778	93,791	81,998	557	5,153
	외래	O.P	1,074	2,560	5,107	137,473	82,473	6,387	15,583
273	계	S.T	487	3,593	5,366	611,520	487,126	793	5,774
	입원	I.P	129	1,374	2,270	484,202	415,632	231	2,860
	외래	O.P	474	2,219	3,096	127,319	71,495	755	2,914
274	계	S.T	63,871	322,171	477,878	27,125,180	19,839,594	144,847	745,877
	입원	I.P	6,740	27,880	61,460	10,834,054	9,480,227	14,362	82,706
	외래	O.P	63,704	294,291	416,418	16,291,126	10,359,367	144,314	663,171
275	계	S.T	1	2	2	98	93	9	246
	입원	I.P	-	-	-	-	-	3	192
	외래	O.P	1	2	2	98	93	8	54
276	계	S.T	299,193	542,420	968,315	25,652,590	17,853,432	600,900	1,378,148
	입원	I.P	1,463	3,083	5,606	668,417	590,625	4,356	20,806
	외래	O.P	298,488	539,337	962,709	24,984,173	17,262,807	599,954	1,357,342
277	계	S.T	10,280	16,015	31,813	805,538	554,903	10,680	16,149
	입원	I.P	79	173	329	64,107	59,030	122	307
	외래	O.P	10,242	15,842	31,484	741,432	495,873	10,636	15,842
278	계	S.T	15,416	21,161	38,140	3,168,012	2,160,334	17,724	25,125
	입원	I.P	1,178	2,876	5,582	1,163,235	1,064,187	1,477	4,919
	외래	O.P	14,611	18,285	32,558	2,004,777	1,096,148	16,769	20,206
279	계	S.T	138	638	1,227	271,890	239,717	221	1,454
	입원	I.P	58	435	665	252,318	231,043	127	1,107
	외래	O.P	124	203	562	19,572	8,674	194	347
280	계	S.T	3,034	8,090	15,337	695,105	547,802	3,394	8,843
	입원	I.P	193	1,590	2,614	434,937	371,226	148	1,323
	외래	O.P	3,002	6,500	12,723	260,168	176,575	3,360	7,520

주 : 진료일 기준 (한의원료 제외, 요양급여일수, 진료비와 급여비는 약국포함)



# 연령별 진료현황(총계) <계속>

Disease Categories by Age(Total) <Cont'd>

(단위 : 명, 일, 천원)

Unit : Person, Day, KRW 1,000

14 세			15 ~ 19 세				
요양급여일수 Reimbursed Days	진료비 Medical Expense	급여비 Benefit	진료실인원수 Patients	입내원일수 Visits	요양급여일수 Reimbursed Days	진료비 Medical Expense	급여비 Benefit
38,474	1,229,958	848,541	1,333	3,917	30,329	651,701	417,360
3,259	667,095	590,622	108	652	1,408	315,286	253,820
35,215	562,863	257,919	1,324	3,265	28,921	336,415	163,540
1,439	164,333	120,298	126	319	899	78,055	61,751
420	112,249	96,856	12	78	256	63,775	56,212
1,019	52,084	23,442	122	241	643	14,280	5,539
12,013	805,269	576,864	1,599	3,382	7,490	343,120	226,263
2,553	499,852	435,558	58	537	1,072	200,639	156,890
9,460	305,417	141,306	1,585	2,845	6,418	142,480	69,373
51,161	3,793,942	3,105,548	3,283	10,331	33,501	2,193,147	1,688,823
10,094	2,749,964	2,454,160	333	2,816	5,975	1,691,978	1,412,599
41,067	1,043,978	651,388	3,253	7,515	27,526	501,170	276,224
244,621	8,101,379	6,655,132	5,175	21,897	204,884	4,198,733	3,287,533
14,729	3,605,535	3,262,635	588	4,374	10,115	1,889,236	1,555,117
229,892	4,495,844	3,392,497	5,124	17,523	194,769	2,309,497	1,732,416
147,189	2,951,862	2,586,664	861	5,845	156,871	924,001	802,472
1,325	159,716	146,116	20	131	897	70,684	62,701
145,864	2,792,146	2,440,548	860	5,714	155,974	853,316	739,771
556,145	9,413,247	6,001,602	110,945	175,918	698,358	12,862,640	8,050,211
16,556	1,913,187	1,751,741	4,396	7,303	21,215	2,385,622	1,870,841
539,589	7,500,059	4,249,862	108,007	168,615	677,143	10,477,018	6,179,369
242,804	6,080,144	4,508,519	40,144	56,048	172,904	5,311,963	3,683,235
19,366	2,100,576	1,901,717	3,107	7,306	17,041	1,904,958	1,515,468
223,438	3,979,568	2,606,802	37,665	48,742	155,863	3,407,005	2,167,768
-	-	-	3	3	3	124	79
-	-	-	-	-	-	-	-
-	-	-	3	3	3	124	79
2,710,943	44,153,575	27,860,998	351,059	661,267	2,886,934	48,851,868	30,410,624
47,830	7,991,727	7,258,544	12,184	25,615	62,979	10,919,191	8,627,771
2,663,113	36,161,848	20,602,454	346,082	635,652	2,823,955	37,932,677	21,782,854
53,813	3,680,246	2,700,527	16,674	43,899	81,854	6,639,915	4,530,793
12,864	2,140,504	1,817,476	2,365	11,614	24,563	4,483,634	3,349,321
40,949	1,539,742	883,051	16,503	32,285	57,291	2,156,281	1,181,472
55,370	1,945,031	1,488,061	4,739	21,502	62,382	3,873,758	3,056,396
8,486	1,107,901	967,426	761	9,639	15,896	3,166,943	2,629,274
46,884	837,129	520,635	4,575	11,863	46,486	706,815	427,122
9,921	1,043,075	853,561	727	6,971	12,963	1,813,059	1,425,167
4,904	887,736	770,795	238	4,092	6,444	1,665,681	1,342,024
5,017	155,339	82,766	671	2,879	6,519	147,379	83,144
1,343,957	61,297,998	45,033,464	79,440	454,860	966,114	49,107,123	35,564,155
172,359	26,335,278	22,692,238	12,814	95,444	195,007	30,669,906	23,917,363
1,171,598	34,962,720	22,341,225	78,868	359,416	771,107	18,437,217	11,646,792
259	11,111	7,333	9	84	150	12,548	10,724
199	9,796	6,826	3	62	92	11,747	10,206
60	1,315	507	7	22	58	800	518
3,368,893	66,235,002	45,907,470	550,562	1,618,968	4,679,673	90,343,010	62,604,338
40,442	4,554,577	3,875,455	12,127	92,405	182,176	24,914,041	18,245,056
3,328,451	61,680,425	42,032,015	548,973	1,526,563	4,497,497	65,428,969	44,359,282
34,393	1,028,095	679,570	6,806	10,439	24,647	753,636	477,702
592	100,183	91,774	101	250	545	83,567	67,291
33,801	927,912	587,797	6,769	10,189	24,102	670,069	410,411
58,333	4,171,910	2,888,927	11,691	23,020	69,772	4,832,927	3,434,286
9,561	1,834,547	1,665,283	1,473	8,448	15,870	3,043,624	2,486,344
48,772	2,337,363	1,223,644	10,740	14,572	53,902	1,789,303	947,943
2,855	713,266	632,905	275	2,168	3,949	1,479,053	1,200,963
1,716	673,484	614,398	158	1,760	2,640	1,430,742	1,178,848
1,139	39,783	18,508	211	408	1,309	48,311	22,116
20,681	672,136	522,925	2,926	8,244	20,306	709,034	513,171
2,215	372,674	323,054	155	1,591	2,626	441,599	335,222
18,466	299,463	199,871	2,894	6,653	17,680	267,435	177,949

Note : Based on the Treatment Month(excluding herbal medicine, including pharmacy in Treatment Days Treatment Amount and Benefit Amount

제VI-2표  
Table VI-2

298 질병분류별  
Benefits by Classification of 298

구 분 Division			20 ~ 24 세					25 세 ~	
			진료실인원수 Patients	입내원일수 Visits	요양급여일수 Reimbursed Days	진료비 Medical Expense	급여비 Benefit	진료실인원수 Patients	입내원일수 Visits
261	계	S.T	1,304	3,598	54,528	684,287	423,418	1,561	4,437
	입원	I.P	84	458	1,051	237,689	176,185	92	498
	외래	O.P	1,285	3,140	53,477	446,598	247,233	1,540	3,939
262	계	S.T	93	317	2,372	56,685	38,036	62	105
	입원	I.P	5	72	231	44,549	32,615	3	5
	외래	O.P	92	245	2,141	12,137	5,421	60	100
263	계	S.T	1,071	2,607	10,479	339,497	226,891	584	1,523
	입원	I.P	87	620	1,525	230,710	169,385	55	325
	외래	O.P	1,053	1,987	8,954	108,786	57,506	578	1,198
264	계	S.T	1,766	5,615	25,492	1,097,233	773,615	1,060	3,293
	입원	I.P	217	1,445	3,376	800,554	602,517	112	766
	외래	O.P	1,734	4,170	22,116	296,679	171,099	1,047	2,527
265	계	S.T	5,145	20,004	214,348	4,501,966	3,529,927	5,344	18,677
	입원	I.P	722	4,076	9,326	2,348,374	1,902,042	849	2,838
	외래	O.P	5,049	15,928	205,022	2,153,591	1,627,884	5,210	15,839
266	계	S.T	725	4,643	176,160	564,195	479,513	728	3,747
	입원	I.P	10	434	642	146,058	126,109	16	598
	외래	O.P	723	4,209	175,518	418,138	353,404	724	3,149
267	계	S.T	107,700	152,176	641,349	18,466,686	11,487,836	166,947	241,352
	입원	I.P	5,739	9,014	26,324	2,885,293	2,075,736	7,894	12,274
	외래	O.P	103,604	143,162	615,025	15,581,392	9,412,100	161,441	229,078
268	계	S.T	39,520	53,502	152,921	6,119,312	4,033,101	51,146	68,009
	입원	I.P	3,815	7,764	20,612	2,197,323	1,649,809	4,679	8,654
	외래	O.P	36,338	45,738	132,309	3,921,989	2,383,292	47,233	59,355
269	계	S.T	3	5	5	130	96	4	5
	입원	I.P	-	-	-	-	-	-	-
	외래	O.P	3	5	5	130	96	4	5
270	계	S.T	325,788	557,913	3,009,838	53,892,738	32,736,561	411,549	709,885
	입원	I.P	14,253	27,256	68,603	12,222,948	8,996,683	16,651	30,922
	외래	O.P	318,563	530,657	2,941,235	41,669,790	23,739,878	403,103	678,963
271	계	S.T	22,605	52,966	92,734	7,865,691	5,236,829	32,148	68,885
	입원	I.P	2,302	12,458	25,337	5,348,106	3,842,921	2,564	13,322
	외래	O.P	22,413	40,508	67,397	2,517,585	1,393,908	31,905	55,563
272	계	S.T	6,790	26,151	91,068	4,590,748	3,377,703	13,898	45,942
	입원	I.P	814	11,465	19,411	3,586,976	2,765,831	1,310	15,862
	외래	O.P	6,577	14,686	71,657	1,003,772	611,872	13,560	30,080
273	계	S.T	605	5,123	12,249	1,388,399	1,052,286	673	6,534
	입원	I.P	183	3,236	5,567	1,285,127	998,002	207	4,027
	외래	O.P	550	1,887	6,682	103,273	54,285	623	2,507
274	계	S.T	45,856	302,553	718,052	41,886,401	29,474,939	55,093	363,680
	입원	I.P	11,623	96,752	195,183	30,657,049	22,655,450	13,218	100,868
	외래	O.P	45,112	205,801	522,869	11,229,352	6,819,490	54,316	262,812
275	계	S.T	10	199	246	15,047	8,896	7	136
	입원	I.P	2	186	186	13,870	8,213	4	98
	외래	O.P	9	13	60	1,178	683	3	38
276	계	S.T	494,761	1,376,593	4,567,284	95,844,147	65,311,912	621,262	1,723,281
	입원	I.P	16,312	129,557	262,865	38,256,948	26,830,024	16,161	106,214
	외래	O.P	491,871	1,247,036	4,304,419	57,587,199	38,481,889	617,860	1,617,067
277	계	S.T	6,880	11,616	29,681	779,880	473,559	9,753	16,586
	입원	I.P	128	276	657	101,834	74,328	185	442
	외래	O.P	6,814	11,340	29,024	678,046	399,231	9,655	16,144
278	계	S.T	10,089	25,482	90,109	6,144,471	4,446,316	11,731	29,462
	입원	I.P	1,312	12,768	21,834	4,488,607	3,568,386	1,544	13,714
	외래	O.P	9,223	12,714	68,275	1,655,864	877,930	10,767	15,748
279	계	S.T	309	2,107	4,274	1,479,359	1,195,607	388	2,825
	입원	I.P	154	1,660	2,780	1,435,520	1,175,065	213	2,363
	외래	O.P	234	447	1,494	43,839	20,541	277	462
280	계	S.T	3,640	13,718	30,932	1,551,121	1,115,800	4,769	18,654
	입원	I.P	418	4,953	7,595	1,179,350	876,827	573	6,249
	외래	O.P	3,547	8,765	23,337	371,771	238,973	4,649	12,405

주 : 진료일 기준 (한의원료 제외, 요양급여일수, 진료비와 급여비는 약국포함)

# 연령별 진료현황(총계) <계속>

Disease Categories by Age(Total) <Cont'd>

(단위 : 명, 일, 천원)

Unit : Person, Day, KRW 1,000

29 세			30 ~ 34 세				
요양급여일수 Reimbursed Days	진료비 Medical Expense	급여비 Benefit	진료실인원수 Patients	입내원일수 Visits	요양급여일수 Reimbursed Days	진료비 Medical Expense	급여비 Benefit
80,675	936,946	588,535	1,812	5,536	106,563	1,402,596	885,872
1,257	264,259	198,492	111	446	1,215	252,888	184,819
79,418	672,687	390,043	1,800	5,090	105,348	1,149,707	701,053
514	5,814	2,589	74	158	1,940	24,782	16,024
19	771	572	4	31	104	15,876	12,070
495	5,043	2,017	73	127	1,836	8,906	3,955
6,887	200,212	136,064	439	1,261	7,082	154,591	101,293
976	134,136	100,502	34	251	604	100,304	71,320
5,911	66,076	35,562	433	1,010	6,478	54,287	29,973
21,487	581,274	414,989	763	2,666	17,490	732,610	587,877
1,932	410,046	309,515	76	846	1,546	596,962	505,282
19,555	171,229	105,474	754	1,820	15,944	135,648	82,595
180,732	3,914,859	3,028,229	4,610	15,566	148,342	3,435,956	2,674,948
8,448	1,751,724	1,393,969	666	2,598	6,964	1,471,553	1,163,578
172,284	2,163,135	1,634,260	4,498	12,968	141,378	1,964,402	1,511,370
170,920	458,073	375,503	545	2,351	124,737	299,762	242,060
805	79,585	63,913	14	71	153	25,790	19,943
170,115	378,488	311,590	544	2,280	124,584	273,973	222,117
1,030,940	30,613,778	19,434,947	201,515	292,850	1,239,056	37,409,175	24,178,021
36,330	3,980,845	2,870,242	7,625	11,723	33,996	3,878,198	2,796,158
994,610	26,632,933	16,564,705	196,284	281,127	1,205,060	33,530,977	21,381,863
198,747	7,242,845	4,798,375	47,527	63,788	199,624	6,522,801	4,358,146
24,597	2,486,156	1,878,759	3,768	7,746	20,419	2,234,883	1,683,525
174,150	4,756,690	2,919,616	44,413	56,042	179,205	4,287,918	2,674,621
12	140	93	8	10	10	374	233
-	-	-	-	-	-	-	-
12	140	93	8	10	10	374	233
4,211,501	68,694,137	41,695,008	413,416	740,599	5,001,209	74,550,052	45,194,777
82,574	13,109,659	9,666,118	16,297	32,017	83,733	13,409,577	9,862,812
4,128,927	55,584,478	32,028,890	405,660	708,582	4,917,476	61,140,475	35,331,965
120,087	9,051,251	5,962,898	34,948	70,771	123,419	8,159,346	5,434,928
27,707	5,735,992	4,063,073	2,123	10,964	22,589	4,836,383	3,444,478
92,380	3,315,258	1,899,825	34,751	59,807	100,830	3,322,963	1,990,450
177,770	6,914,036	5,064,022	17,449	55,204	227,623	6,970,722	4,982,236
27,302	4,840,530	3,771,219	1,413	16,123	27,842	4,291,563	3,290,442
150,468	2,073,507	1,292,803	17,096	39,081	199,781	2,679,159	1,691,794
17,315	1,729,294	1,300,172	661	7,612	20,635	1,779,662	1,322,420
6,757	1,603,738	1,234,304	254	4,675	8,022	1,638,954	1,247,785
10,558	125,556	65,868	602	2,937	12,613	140,709	74,635
889,186	48,335,370	33,864,130	53,341	359,082	908,167	46,974,029	32,900,503
211,342	34,095,277	25,174,564	12,392	97,341	203,839	33,156,891	24,430,974
677,844	14,240,093	8,689,566	52,595	261,741	704,328	13,817,138	8,469,529
199	55,692	46,519	8	19	90	8,524	5,475
158	54,296	45,466	1	8	13	7,630	4,895
41	1,395	1,053	7	11	77	894	580
5,769,058	109,378,886	74,554,736	579,645	1,681,305	5,726,243	100,839,848	68,939,828
222,397	33,806,328	23,674,629	14,184	86,344	184,523	26,594,327	18,671,313
5,546,661	75,572,558	50,880,107	576,213	1,594,961	5,541,720	74,245,520	50,268,514
46,061	1,143,554	713,342	9,910	16,699	45,334	1,126,702	716,641
1,007	202,625	149,656	147	417	841	197,745	150,390
45,054	940,929	563,687	9,842	16,282	44,493	928,956	566,251
114,975	6,897,306	4,971,643	9,953	27,611	120,469	6,737,634	4,941,791
23,959	4,978,700	3,941,032	1,282	14,056	23,608	5,054,870	4,038,480
91,016	1,918,606	1,030,611	9,168	13,555	96,861	1,682,765	903,311
5,628	2,011,199	1,648,125	396	2,397	5,584	1,638,072	1,314,669
3,860	1,962,576	1,625,721	195	1,828	3,208	1,576,425	1,284,887
1,768	48,624	22,404	307	569	2,376	61,647	29,782
42,394	2,217,430	1,592,586	4,098	16,562	38,946	2,119,898	1,549,113
10,034	1,697,328	1,260,809	499	5,497	8,935	1,662,622	1,256,934
32,360	520,102	331,777	3,969	11,065	30,011	457,276	292,179

Note : Based on the Treatment Month(excluding herbal medicine, including pharmacy in Treatment Days Treatment Amount and Benefit Amount

제VI-2표  
Table VI-2

298 질병분류별  
Benefits by Classification of 298

구 분 Division			35 ~ 39 세					40 세 ~	
			진료실인원수 Patients	입내원일수 Visits	요양급여일수 Reimbursed Days	진료비 Medical Expense	급여비 Benefit	진료실인원수 Patients	입내원일수 Visits
261	계	S.T	1,815	6,245	154,562	1,823,421	1,168,940	2,142	8,017
	입원	I.P	95	412	1,241	219,142	160,999	117	500
	외래	O.P	1,805	5,833	153,321	1,604,279	1,007,941	2,111	7,517
262	계	S.T	76	146	2,116	11,136	6,223	100	314
	입원	I.P	1	17	17	2,334	1,852	3	23
	외래	O.P	76	129	2,099	8,802	4,371	99	291
263	계	S.T	298	808	4,509	99,907	67,121	278	694
	입원	I.P	28	200	504	66,805	48,968	15	152
	외래	O.P	293	608	4,005	33,101	18,153	276	542
264	계	S.T	532	1,623	14,359	278,455	203,453	495	1,755
	입원	I.P	47	418	948	184,999	142,973	46	374
	외래	O.P	526	1,205	13,411	93,456	60,480	489	1,381
265	계	S.T	3,735	12,220	118,034	2,728,946	2,131,300	3,932	13,963
	입원	I.P	537	1,753	4,642	1,024,560	799,710	561	2,724
	외래	O.P	3,657	10,467	113,392	1,704,387	1,331,590	3,817	11,239
266	계	S.T	451	1,682	86,177	184,507	145,500	424	2,139
	입원	I.P	5	8	35	4,414	3,326	7	375
	외래	O.P	451	1,674	86,142	180,093	142,174	422	1,764
267	계	S.T	186,583	269,529	1,311,046	35,255,870	22,565,648	216,015	310,564
	입원	I.P	6,618	10,703	31,600	3,638,597	2,626,592	7,206	12,123
	외래	O.P	181,974	258,826	1,279,446	31,617,273	19,939,056	211,061	298,441
268	계	S.T	43,003	58,342	190,595	5,381,041	3,644,070	40,527	55,873
	입원	I.P	2,806	6,256	15,459	1,736,780	1,306,955	2,531	6,625
	외래	O.P	40,714	52,086	175,136	3,644,261	2,337,116	38,417	49,248
269	계	S.T	10	16	23	403	288	43	55
	입원	I.P	-	-	-	-	-	-	-
	외래	O.P	10	16	23	403	288	43	55
270	계	S.T	415,394	775,079	6,275,385	81,346,878	49,070,275	512,044	980,895
	입원	I.P	17,195	35,389	97,481	14,692,760	10,708,693	22,916	49,775
	외래	O.P	407,522	739,690	6,177,904	66,654,117	38,361,582	501,672	931,120
271	계	S.T	37,397	74,890	132,609	7,712,416	5,176,154	49,666	100,527
	입원	I.P	1,869	9,265	19,788	4,160,313	2,985,903	1,984	11,168
	외래	O.P	37,215	65,625	112,821	3,552,103	2,190,251	49,457	89,359
272	계	S.T	21,238	70,706	304,389	8,496,382	6,042,516	29,935	107,417
	입원	I.P	1,875	21,486	36,701	5,128,313	3,910,721	2,967	34,895
	외래	O.P	20,735	49,220	267,688	3,368,069	2,131,795	29,138	72,522
273	계	S.T	726	7,544	24,041	1,988,184	1,496,277	1,099	13,330
	입원	I.P	257	4,994	8,777	1,842,346	1,418,319	444	9,245
	외래	O.P	657	2,550	15,264	145,838	77,958	1,022	4,085
274	계	S.T	53,144	371,180	965,168	47,924,727	33,716,515	64,537	479,063
	입원	I.P	12,409	104,180	211,196	33,998,172	25,122,309	16,059	144,690
	외래	O.P	52,369	267,000	753,972	13,926,556	8,594,207	63,419	334,373
275	계	S.T	6	40	60	11,243	8,069	6	8
	입원	I.P	1	34	48	10,814	7,845	-	-
	외래	O.P	6	6	12	429	224	6	8
276	계	S.T	534,592	1,573,391	5,630,420	93,419,180	64,126,182	617,962	1,869,298
	입원	I.P	13,314	83,610	172,100	22,823,201	16,157,954	15,221	97,755
	외래	O.P	530,678	1,489,781	5,458,320	70,595,980	47,968,229	613,174	1,771,543
277	계	S.T	9,487	16,044	44,732	1,114,939	719,332	10,041	17,412
	입원	I.P	141	464	1,020	233,113	175,028	159	557
	외래	O.P	9,423	15,580	43,712	881,827	544,304	9,968	16,855
278	계	S.T	9,194	27,289	132,827	7,216,459	5,379,548	10,890	39,904
	입원	I.P	1,355	14,208	24,079	5,601,147	4,495,081	1,774	24,096
	외래	O.P	8,377	13,081	108,748	1,615,312	884,467	9,846	15,808
279	계	S.T	410	2,794	8,220	1,637,550	1,296,684	544	4,607
	입원	I.P	218	2,150	4,078	1,571,766	1,266,376	298	3,730
	외래	O.P	325	644	4,142	65,784	30,308	406	877
280	계	S.T	4,116	17,864	44,091	2,225,927	1,602,856	5,216	24,696
	입원	I.P	573	6,209	10,127	1,735,587	1,290,744	789	8,856
	외래	O.P	3,988	11,655	33,964	490,340	312,111	5,057	15,840

주 : 진료일 기준 (한의원료 제외, 요양급여일수, 진료비와 급여비는 약국포함)

# 연령별 진료현황(총계) <계속>

Disease Categories by Age(Total) <Cont'd>

(단위 : 명, 일, 천원)

Unit : Person, Day, KRW 1,000

44 세			45 ~ 49 세				
요양급여일수 Reimbursed Days	진료비 Medical Expense	급여비 Benefit	진료실인원수 Patients	입내원일수 Visits	요양급여일수 Reimbursed Days	진료비 Medical Expense	급여비 Benefit
233,010	2,638,353	1,709,665	2,062	9,094	270,187	3,055,142	2,016,992
1,363	317,984	241,474	86	627	1,392	363,843	288,750
231,647	2,320,369	1,468,191	2,042	8,467	268,795	2,691,299	1,728,242
2,773	28,465	18,552	122	317	6,607	66,227	46,272
78	12,047	9,752	6	77	261	44,675	34,507
2,695	16,417	8,801	122	240	6,346	21,552	11,765
4,651	78,840	53,415	271	660	4,319	69,311	47,753
308	45,676	34,451	10	92	215	38,295	29,234
4,343	33,164	18,965	268	568	4,104	31,015	18,519
13,188	255,148	184,182	389	1,421	13,604	179,257	131,761
769	164,828	125,499	26	243	493	97,621	77,461
12,419	90,320	58,683	386	1,178	13,111	81,637	54,300
131,467	3,484,321	2,788,064	3,405	10,878	116,952	2,306,465	1,758,431
6,429	1,672,584	1,374,634	423	1,503	4,366	828,925	625,873
125,038	1,811,737	1,413,430	3,318	9,375	112,586	1,477,540	1,132,558
85,003	255,210	210,648	243	1,661	58,457	174,254	141,484
388	61,604	52,024	5	439	499	41,340	31,784
84,615	193,606	158,624	241	1,222	57,958	132,914	109,701
1,746,860	41,001,053	25,942,676	189,029	277,694	1,876,686	37,215,600	23,307,959
36,773	4,258,176	3,046,358	6,702	11,369	35,635	4,084,958	2,922,196
1,710,087	36,742,877	22,896,319	184,285	266,325	1,841,051	33,130,642	20,385,763
190,309	5,195,054	3,570,999	31,268	45,395	162,194	4,635,345	3,239,658
15,484	1,782,393	1,353,951	2,181	7,105	15,258	1,963,242	1,508,171
174,825	3,412,660	2,217,048	29,474	38,290	146,936	2,672,103	1,731,486
125	1,885	1,180	35	47	64	2,215	1,682
-	-	-	1	4	11	1,299	1,019
125	1,885	1,180	34	43	53	916	663
9,352,943	108,226,744	65,322,068	521,104	1,046,025	11,931,278	121,392,820	73,224,096
139,317	21,091,352	15,356,605	25,734	60,653	168,148	25,737,843	18,792,795
9,213,626	87,135,392	49,965,463	509,769	985,372	11,763,130	95,654,977	54,431,301
178,785	9,451,006	6,353,501	57,117	114,014	203,162	9,613,264	6,570,525
22,593	4,721,932	3,371,041	1,715	10,229	20,660	4,399,776	3,214,798
156,192	4,729,074	2,982,459	56,889	103,785	182,502	5,213,489	3,355,727
467,745	12,054,916	8,431,715	32,669	129,499	590,373	14,936,488	10,582,817
58,858	7,229,682	5,364,436	3,676	45,241	75,989	9,423,858	7,062,553
408,887	4,825,235	3,067,279	31,684	84,258	514,384	5,512,630	3,520,264
43,502	3,381,814	2,526,622	1,344	17,266	62,587	4,252,917	3,220,195
15,732	3,149,612	2,400,998	562	11,917	20,023	3,962,092	3,056,374
27,770	232,202	125,623	1,217	5,349	42,564	290,825	163,821
1,290,968	63,001,907	44,377,152	65,392	510,834	1,463,787	67,127,784	47,468,740
287,054	45,853,799	33,803,941	16,739	159,017	307,333	49,399,129	36,488,795
1,003,914	17,148,109	10,573,210	64,188	351,817	1,156,454	17,728,655	10,979,946
20	749	365	8	65	304	3,117	1,914
-	-	-	3	4	4	1,296	1,001
20	749	365	5	61	300	1,821	913
7,039,741	108,976,773	74,983,907	596,590	1,890,379	7,588,052	107,607,091	74,279,265
196,543	25,081,718	17,800,075	14,540	96,890	190,125	23,463,182	16,764,468
6,843,198	83,895,055	57,183,832	591,788	1,793,489	7,397,927	84,143,909	57,514,797
50,713	1,256,299	807,571	9,451	16,785	50,989	1,294,965	837,183
1,283	280,220	206,882	168	659	1,556	345,658	258,853
49,430	976,080	600,689	9,388	16,126	49,433	949,307	578,329
193,059	10,234,009	7,647,992	11,483	47,943	235,826	13,321,554	10,258,988
38,120	8,174,728	6,517,120	2,113	30,712	49,057	11,132,290	9,054,874
154,939	2,059,281	1,130,872	10,233	17,231	186,769	2,189,264	1,204,114
12,691	2,876,978	2,349,875	648	5,208	15,636	2,983,164	2,365,654
6,210	2,761,117	2,287,908	331	4,094	6,755	2,851,703	2,301,534
6,481	115,861	61,968	508	1,114	8,881	131,461	64,119
61,997	3,035,243	2,173,175	5,267	27,851	67,705	3,656,916	2,648,938
14,459	2,371,360	1,753,575	942	10,541	17,249	2,949,387	2,203,269
47,538	663,883	419,600	5,072	17,310	50,456	707,529	445,670

Note : Based on the Treatment Month(excluding herbal medicine, including pharmacy in Treatment Days Treatment Amount and Benefit Amount

제VI-2표  
Table VI-2

298 질병분류별  
Benefits by Classification of 298

구 분 Division			50 ~ 54 세					55 세 ~	
			진료실인원수 Patients	입내원일수 Visits	요양급여일수 Reimbursed Days	진료비 Medical Expense	급여비 Benefit	진료실인원수 Patients	입내원일수 Visits
261	계	S.T	2,416	9,638	292,752	3,233,359	2,160,572	2,251	8,565
	입원	I.P	117	786	1,854	565,874	458,663	85	552
	외래	O.P	2,388	8,852	290,898	2,667,485	1,701,909	2,227	8,013
262	계	S.T	143	286	7,480	39,630	23,687	146	403
	입원	I.P	4	18	86	16,266	11,692	5	99
	외래	O.P	142	268	7,394	23,364	11,995	145	304
263	계	S.T	324	799	7,428	86,646	57,863	336	911
	입원	I.P	18	95	262	47,114	34,936	16	186
	외래	O.P	322	704	7,166	39,532	22,927	332	725
264	계	S.T	440	1,520	16,443	253,040	185,754	350	1,078
	입원	I.P	44	492	935	162,402	122,165	30	198
	외래	O.P	435	1,028	15,508	90,638	63,589	342	880
265	계	S.T	3,470	10,833	117,281	2,183,867	1,663,552	2,820	8,234
	입원	I.P	364	1,449	3,842	802,029	611,801	237	1,187
	외래	O.P	3,409	9,384	113,439	1,381,838	1,051,750	2,786	7,047
266	계	S.T	155	1,240	28,336	106,802	79,016	56	250
	입원	I.P	5	535	547	37,172	23,897	1	4
	외래	O.P	150	705	27,789	69,629	55,119	56	246
267	계	S.T	228,861	339,194	2,718,879	45,419,134	28,479,666	205,039	315,999
	입원	I.P	7,765	13,942	45,289	5,079,211	3,638,841	7,068	13,535
	외래	O.P	223,379	325,252	2,673,590	40,339,924	24,840,825	200,071	302,464
268	계	S.T	29,891	44,623	164,316	4,640,993	3,228,441	26,698	42,260
	입원	I.P	2,515	8,768	17,585	2,022,185	1,539,420	2,640	10,131
	외래	O.P	27,805	35,855	146,731	2,618,807	1,689,022	24,532	32,129
269	계	S.T	52	69	125	2,625	1,774	61	85
	입원	I.P	1	1	1	324	253	2	6
	외래	O.P	51	68	124	2,301	1,520	59	79
270	계	S.T	648,493	1,347,267	17,057,647	163,785,676	98,547,548	647,745	1,417,804
	입원	I.P	34,449	88,155	242,413	37,391,495	27,324,226	37,092	102,988
	외래	O.P	633,427	1,259,112	16,815,234	126,394,181	71,223,322	631,863	1,314,816
271	계	S.T	72,560	141,824	258,015	11,275,592	7,666,382	73,749	140,894
	입원	I.P	1,847	11,127	22,566	4,898,967	3,540,607	1,557	9,930
	외래	O.P	72,289	130,697	235,449	6,376,625	4,125,775	73,489	130,964
272	계	S.T	42,593	188,615	899,441	22,348,019	15,740,321	47,299	245,729
	입원	I.P	5,965	75,073	128,930	14,800,505	10,962,489	8,310	112,435
	외래	O.P	41,038	113,542	770,511	7,547,514	4,777,832	45,230	133,294
273	계	S.T	2,073	30,358	105,731	7,236,465	5,414,422	3,116	45,487
	입원	I.P	944	22,073	35,861	6,768,083	5,148,372	1,376	33,921
	외래	O.P	1,844	8,285	69,870	468,382	266,050	2,785	11,566
274	계	S.T	90,285	751,745	2,277,709	98,062,166	69,578,130	104,240	925,124
	입원	I.P	23,992	242,627	460,581	72,628,823	53,773,238	29,865	319,739
	외래	O.P	88,425	509,118	1,817,128	25,433,343	15,804,892	101,876	605,385
275	계	S.T	10	62	160	35,961	25,828	13	434
	입원	I.P	2	50	108	32,257	23,739	5	377
	외래	O.P	8	12	52	3,703	2,090	9	57
276	계	S.T	667,239	2,170,538	9,226,410	123,056,971	85,161,584	594,237	1,952,813
	입원	I.P	16,629	117,457	227,422	26,676,028	19,208,837	16,486	128,449
	외래	O.P	661,474	2,053,081	8,998,988	96,380,943	65,952,746	588,079	1,824,364
277	계	S.T	11,704	21,792	67,489	1,841,622	1,201,405	11,928	22,361
	입원	I.P	284	1,209	2,823	608,649	456,280	306	1,331
	외래	O.P	11,596	20,583	64,666	1,232,973	745,125	11,821	21,030
278	계	S.T	15,664	72,084	393,399	21,382,599	16,723,862	17,586	108,140
	입원	I.P	3,118	47,390	74,969	18,133,360	14,912,979	3,973	80,212
	외래	O.P	13,889	24,694	318,430	3,249,239	1,810,883	15,343	27,928
279	계	S.T	833	6,438	19,823	3,134,088	2,448,579	893	7,966
	입원	I.P	445	5,147	8,858	2,986,158	2,375,756	507	6,512
	외래	O.P	626	1,291	10,965	147,930	72,823	657	1,454
280	계	S.T	6,750	43,399	108,305	5,859,114	4,266,219	7,323	49,448
	입원	I.P	1,480	18,740	29,802	4,889,378	3,653,482	1,724	21,483
	외래	O.P	6,430	24,659	78,503	969,736	612,737	6,984	27,965

주 : 진료일 기준 (한의원료 제외, 요양급여일수, 진료비와 급여비는 약국포함)

# 연령별 진료현황(총계) <계속>

Disease Categories by Age(Total) <Cont'd>

(단위 : 명, 일, 천원)

Unit : Person, Day, KRW 1,000

59 세			60 ~ 64 세				
요양급여일수 Reimbursed Days	진료비 Medical Expense	급여비 Benefit	진료실인원수 Patients	입내원일수 Visits	요양급여일수 Reimbursed Days	진료비 Medical Expense	급여비 Benefit
265,131	2,351,991	1,549,783	2,813	9,834	273,107	2,736,999	1,874,525
1,307	347,611	280,347	113	997	2,155	808,538	668,137
263,824	2,004,380	1,269,437	2,779	8,837	270,952	1,928,461	1,206,388
7,307	81,828	57,816	191	459	11,134	107,687	72,830
175	58,071	45,452	10	109	380	74,128	55,679
7,132	23,757	12,363	189	350	10,754	33,559	17,151
8,284	83,455	54,415	373	1,048	9,475	136,875	93,323
361	44,189	31,741	20	178	396	84,268	63,050
7,923	39,265	22,674	368	870	9,079	52,607	30,273
13,411	142,592	97,695	402	1,391	18,316	178,614	126,324
407	74,127	54,757	26	321	643	101,262	76,028
13,004	68,465	42,939	392	1,070	17,673	77,352	50,295
87,177	1,756,972	1,318,362	2,905	9,183	104,824	1,899,079	1,435,667
2,936	720,610	552,544	205	1,672	3,296	797,360	620,505
84,241	1,036,362	765,819	2,863	7,511	101,528	1,101,719	815,161
7,462	32,454	26,507	45	221	6,037	22,068	18,537
4	1,747	1,542	-	-	-	-	-
7,458	30,707	24,966	45	221	6,037	22,068	18,537
2,902,700	42,025,947	26,089,436	238,279	380,032	3,622,379	49,776,604	30,711,163
41,975	4,888,023	3,509,494	7,806	15,953	50,403	5,925,110	4,283,522
2,860,725	37,137,924	22,579,942	233,002	364,079	3,571,976	43,851,493	26,427,641
160,319	4,910,072	3,419,481	28,841	49,759	194,110	6,568,603	4,613,420
19,652	2,497,737	1,880,739	3,526	14,807	28,833	3,763,627	2,859,530
140,667	2,412,335	1,538,742	25,983	34,952	165,277	2,804,976	1,753,890
293	3,962	3,024	119	314	1,908	25,593	18,545
7	1,116	1,034	5	24	44	4,732	3,832
286	2,846	1,990	114	290	1,864	20,861	14,714
20,490,184	178,866,838	107,217,430	780,271	1,794,431	28,329,931	235,456,013	142,227,865
276,248	41,668,763	30,396,701	46,533	136,406	363,155	58,697,442	43,494,832
20,213,936	137,198,075	76,820,729	761,100	1,658,025	27,966,776	176,758,572	98,733,033
263,167	10,516,722	7,178,953	90,277	171,013	316,173	11,596,061	7,919,166
19,610	4,311,835	3,135,599	1,589	11,362	21,532	4,373,799	3,163,444
243,557	6,204,887	4,043,354	89,973	159,651	294,641	7,222,262	4,755,722
1,264,037	31,179,254	22,140,820	61,495	378,988	2,221,863	51,321,611	36,677,578
190,377	21,910,073	16,283,838	13,315	194,091	336,708	37,425,955	27,936,998
1,073,660	9,269,181	5,856,982	58,256	184,897	1,885,155	13,895,656	8,740,581
191,129	11,224,410	8,463,644	5,143	84,523	368,846	20,861,211	15,616,743
55,472	10,518,812	8,063,749	2,376	66,114	106,314	19,621,570	14,913,189
135,657	705,599	399,895	4,566	18,409	262,532	1,239,641	703,553
3,014,452	123,895,152	88,154,896	116,990	1,117,147	3,906,597	154,511,099	110,332,339
593,530	93,355,719	69,194,278	36,292	419,113	766,371	118,823,660	88,169,596
2,420,922	30,539,433	18,960,617	114,094	698,034	3,140,226	35,687,440	22,162,743
530	37,021	24,842	21	148	545	50,691	36,811
393	35,719	24,157	3	68	88	46,679	34,694
137	1,303	685	18	80	457	4,012	2,117
8,884,617	113,075,505	78,432,416	602,269	2,026,239	9,765,011	119,032,108	82,767,032
236,143	26,036,139	18,930,887	18,424	152,776	270,425	28,236,312	20,656,391
8,648,474	87,039,367	59,501,529	594,578	1,873,463	9,494,586	90,795,795	62,110,642
68,377	1,991,183	1,314,387	13,064	25,632	85,586	2,415,193	1,618,184
2,756	729,574	550,839	361	1,717	3,804	981,331	747,480
65,621	1,261,609	763,549	12,941	23,915	81,782	1,433,862	870,704
560,258	30,893,822	24,332,708	21,877	147,419	913,049	40,398,239	31,524,858
119,598	27,161,367	22,233,960	5,306	109,066	163,430	35,187,448	28,531,278
440,660	3,732,456	2,098,748	18,998	38,353	749,619	5,210,791	2,993,580
25,386	4,260,000	3,397,355	1,232	10,502	34,868	5,465,281	4,336,571
10,936	4,097,646	3,314,372	679	8,589	14,016	5,252,418	4,228,053
14,450	162,353	82,984	892	1,913	20,852	212,863	108,518
124,421	6,849,637	4,962,598	7,811	55,842	143,578	8,001,883	5,838,778
34,257	5,740,988	4,264,322	1,974	25,492	40,168	6,779,942	5,064,766
90,164	1,108,650	698,276	7,428	30,350	103,410	1,221,941	774,013

Note : Based on the Treatment Month(excluding herbal medicine, including pharmacy in Treatment Days Treatment Amount and Benefit Amount

제VI-2표  
Table VI-2

298 질병분류별  
Benefits by Classification of 298

구 분 Division			65 ~ 69 세					70 세 ~	
			진료실인원수 Patients	입내원일수 Visits	요양급여일수 Reimbursed Days	진료비 Medical Expense	급여비 Benefit	진료실인원수 Patients	입내원일수 Visits
261	계	S.T	2,261	6,926	183,413	1,467,305	965,509	1,658	5,192
	입원	I.P	84	748	1,446	353,214	279,990	64	652
	외래	O.P	2,230	6,178	181,967	1,114,092	685,519	1,631	4,540
262	계	S.T	155	477	8,449	80,726	54,992	96	233
	입원	I.P	8	187	342	53,875	40,088	7	31
	외래	O.P	153	290	8,107	26,851	14,904	94	202
263	계	S.T	263	637	8,322	52,532	33,588	151	349
	입원	I.P	8	46	118	15,645	11,591	5	66
	외래	O.P	261	591	8,204	36,887	21,998	150	283
264	계	S.T	310	849	15,808	120,483	84,768	197	878
	입원	I.P	12	123	282	50,595	38,428	8	412
	외래	O.P	307	726	15,526	69,888	46,340	194	466
265	계	S.T	2,217	6,418	75,203	1,038,972	775,698	1,452	4,121
	입원	I.P	124	851	1,855	397,697	323,023	51	387
	외래	O.P	2,194	5,567	73,348	641,275	452,675	1,438	3,734
266	계	S.T	17	486	4,400	62,524	50,544	5	31
	입원	I.P	2	400	421	49,868	40,381	-	-
	외래	O.P	16	86	3,979	12,656	10,163	5	31
267	계	S.T	176,105	300,740	3,073,525	37,948,909	23,493,366	128,327	230,406
	입원	I.P	6,136	13,699	40,902	4,802,909	3,520,952	4,910	11,728
	외래	O.P	172,100	287,041	3,032,623	33,146,000	19,972,414	125,142	218,678
268	계	S.T	24,682	45,252	172,313	6,528,319	4,657,906	19,437	38,982
	입원	I.P	3,482	15,039	28,807	4,015,643	3,060,797	3,436	15,586
	외래	O.P	21,883	30,213	143,506	2,512,675	1,597,110	16,653	23,396
269	계	S.T	221	533	7,265	49,980	32,469	331	1,314
	입원	I.P	7	73	132	17,005	12,948	15	657
	외래	O.P	215	460	7,133	32,974	19,521	317	657
270	계	S.T	672,840	1,654,771	27,681,138	219,202,818	134,751,580	527,572	1,397,403
	입원	I.P	41,217	134,083	331,758	56,458,570	42,240,313	34,391	133,088
	외래	O.P	656,385	1,520,688	27,349,380	162,744,248	92,511,267	514,032	1,264,315
271	계	S.T	78,212	139,342	270,708	8,984,056	6,279,706	56,318	100,179
	입원	I.P	1,170	7,594	15,073	3,211,121	2,313,983	806	6,277
	외래	O.P	77,962	131,748	255,635	5,772,935	3,965,723	56,102	93,902
272	계	S.T	59,991	427,233	2,806,261	59,288,054	42,273,886	59,025	482,962
	입원	I.P	14,951	227,645	402,186	43,509,406	32,203,725	17,111	277,413
	외래	O.P	56,692	199,588	2,404,075	15,778,648	10,070,161	55,406	205,549
273	계	S.T	6,405	113,464	529,769	28,963,107	21,761,635	8,709	185,823
	입원	I.P	3,034	90,187	143,378	27,328,631	20,829,402	4,416	159,106
	외래	O.P	5,614	23,277	386,391	1,634,476	932,234	7,393	26,717
274	계	S.T	89,097	896,164	3,282,602	125,212,365	90,291,493	63,036	660,473
	입원	I.P	28,131	339,149	608,807	96,677,334	72,004,876	20,110	263,674
	외래	O.P	86,675	557,015	2,673,795	28,535,031	18,286,617	61,164	396,799
275	계	S.T	9	47	813	19,189	14,466	14	108
	입원	I.P	5	36	246	17,643	13,574	2	83
	외래	O.P	5	11	567	1,547	893	13	25
276	계	S.T	449,148	1,674,926	7,863,990	90,399,956	65,889,122	294,067	1,138,726
	입원	I.P	12,799	113,051	190,330	19,496,488	14,385,862	7,502	68,101
	외래	O.P	443,542	1,561,875	7,673,660	70,903,469	51,503,260	290,477	1,070,625
277	계	S.T	9,465	19,261	64,451	1,662,867	1,140,863	5,824	12,143
	입원	I.P	257	1,093	2,431	602,833	461,737	162	761
	외래	O.P	9,389	18,168	62,020	1,060,034	679,125	5,774	11,382
278	계	S.T	20,474	165,104	1,074,428	48,211,184	38,172,104	18,230	187,830
	입원	I.P	5,293	128,248	190,216	42,806,263	35,014,749	5,212	153,498
	외래	O.P	17,753	36,856	884,212	5,404,921	3,157,354	15,518	34,332
279	계	S.T	982	8,322	30,147	4,168,528	3,326,402	761	7,231
	입원	I.P	571	6,776	11,653	3,990,469	3,227,332	432	6,083
	외래	O.P	712	1,546	18,494	178,058	99,070	539	1,148
280	계	S.T	5,571	41,676	111,379	5,803,606	4,240,061	3,388	23,473
	입원	I.P	1,345	19,348	29,315	4,900,275	3,648,133	769	10,114
	외래	O.P	5,348	22,328	82,064	903,331	591,928	3,237	13,359

주 : 진료일 기준 (한의원류 제외, 요양급여일수, 진료비와 급여비는 약국포함)



# 연령별 진료현황(총계) <계속>

Disease Categories by Age(Total) <Cont'd>

(단위 : 명, 일, 천원)

Unit : Person, Day, KRW 1,000

74 세			75 세이상				
요양급여일수 Reimbursed Days	진료비 Medical Expense	급여비 Benefit	진료실인원수 Patients	입내원일수 Visits	요양급여일수 Reimbursed Days	진료비 Medica Expense	급여비 Benefit
131,989	1,058,615	704,715	2,182	6,631	159,777	1,223,583	823,909
1,273	296,599	235,401	92	917	1,618	387,300	311,131
130,716	762,016	469,314	2,136	5,714	158,159	836,282	512,779
7,002	48,668	32,560	113	244	5,821	60,282	41,551
131	29,920	22,338	10	57	174	41,414	31,931
6,871	18,748	10,222	108	187	5,647	18,869	9,620
3,883	35,623	23,652	174	590	5,979	64,630	42,343
139	18,823	14,095	5	137	225	37,072	27,762
3,744	16,799	9,558	173	453	5,754	27,558	14,581
12,535	136,443	103,955	255	734	11,489	119,072	82,303
475	87,927	71,579	13	193	363	63,608	47,815
12,060	48,515	32,376	247	541	11,126	55,463	34,488
54,508	491,539	338,097	1,895	6,131	71,640	654,283	449,257
854	133,424	104,499	60	1,530	1,974	246,270	189,885
53,654	358,115	233,598	1,877	4,601	69,666	408,012	259,372
772	2,382	1,904	7	18	1,101	4,024	2,846
-	-	-	-	-	-	-	-
772	2,382	1,904	7	18	1,101	4,024	2,846
2,382,486	28,040,610	17,439,656	189,908	373,881	4,262,031	45,136,079	28,674,738
32,662	4,092,466	3,021,482	11,689	33,937	86,885	10,854,408	8,051,447
2,349,824	23,948,144	14,418,174	182,064	339,944	4,175,146	34,281,673	20,623,291
147,674	6,244,641	4,449,368	47,450	127,236	430,463	22,785,018	16,378,155
29,231	4,119,369	3,100,726	12,692	74,832	121,540	17,037,561	12,813,656
118,443	2,125,272	1,348,642	36,570	52,404	308,923	5,747,458	3,564,498
9,854	111,230	77,765	3,311	15,050	90,303	1,257,974	892,518
711	64,348	49,222	260	7,436	8,284	695,161	503,195
9,143	46,882	28,543	3,073	7,614	82,019	562,813	389,324
24,211,163	189,894,728	118,958,067	978,820	3,115,690	49,498,253	440,057,949	292,398,728
296,123	55,050,672	41,887,848	90,818	637,728	1,039,479	184,103,928	140,593,437
23,915,040	134,844,056	77,070,220	936,345	2,477,962	48,458,774	255,954,021	151,805,292
197,468	6,319,027	4,466,059	84,151	149,657	314,734	9,757,465	6,871,648
11,146	2,368,880	1,733,843	1,591	13,205	22,761	4,064,235	2,970,745
186,322	3,950,147	2,732,216	83,517	136,452	291,973	5,693,227	3,900,903
3,336,235	71,341,904	51,148,204	192,806	1,957,980	13,073,880	314,748,956	226,702,459
490,707	53,727,936	39,914,799	73,306	1,373,451	2,348,877	255,061,889	188,927,173
2,845,528	17,613,968	11,233,405	171,267	584,529	10,725,003	59,687,066	37,775,285
810,202	46,365,198	34,994,044	63,015	1,957,415	5,964,560	430,318,773	324,303,869
244,238	44,092,556	33,683,520	39,169	1,820,529	2,526,431	416,598,163	316,246,518
565,964	2,272,641	1,310,524	45,587	136,886	3,438,129	13,720,611	8,057,352
2,548,061	97,209,614	70,607,113	110,969	1,177,742	4,588,546	188,087,869	137,253,700
466,511	76,353,080	57,174,497	34,919	575,173	941,321	152,368,868	114,333,404
2,081,550	20,856,534	13,432,616	106,077	602,569	3,647,225	35,719,002	22,920,294
263	28,496	20,515	49	556	4,058	65,362	46,101
111	27,346	19,797	11	474	500	53,068	38,750
152	1,150	718	40	82	3,558	12,294	7,350
5,415,127	58,652,170	43,273,020	434,731	1,603,894	8,146,536	82,582,822	61,323,794
115,666	11,493,518	8,529,873	10,483	96,035	162,144	16,386,823	12,274,012
5,299,461	47,158,652	34,743,147	429,263	1,507,859	7,984,392	66,196,000	49,049,782
43,973	1,080,320	745,763	7,168	16,099	57,058	1,554,805	1,079,021
1,597	402,352	305,153	277	1,884	3,413	710,773	531,907
42,376	677,968	440,610	7,050	14,215	53,645	844,031	547,113
1,116,241	53,525,863	42,466,375	49,827	667,473	3,242,910	176,784,556	140,833,692
219,135	48,446,094	39,473,550	16,901	578,426	779,386	162,595,710	132,308,630
897,106	5,079,769	2,992,825	40,050	89,047	2,463,524	14,188,847	8,525,062
24,224	4,121,016	3,272,963	1,883	20,201	62,581	9,243,868	7,309,477
10,347	3,981,213	3,200,420	1,078	17,665	27,354	8,942,635	7,145,938
13,877	139,803	72,543	1,228	2,536	35,227	301,235	163,538
67,946	3,164,772	2,328,621	4,688	28,212	93,288	3,192,477	2,357,867
16,379	2,627,183	1,969,225	768	10,943	16,702	2,494,898	1,875,429
51,567	537,589	359,396	4,500	17,269	76,586	697,577	482,439

Note : Based on the Treatment Month(excluding herbal medicine, including pharmacy in Treatment Days Treatment Amount and Benefit Amount

제VI-2표  
Table VI-2

298 질병분류별  
Benefits by Classification of 298

구 분 Division			총 계 G.T				0 세		
			진료실인원수 Patients	입내원일수 Visits	요양급여일수 Reimbursed Days	진료비 Medical Expense	급여비 Benefit	진료실인원수 Patients	입내원일수 Visits
281	계	S.T	4,586,129	13,375,091	42,181,700	897,588,060	613,618,379	12,450	16,570
	입원	I.P	171,386	1,229,770	2,307,242	337,157,416	255,327,473	402	504
	외래	O.P	4,543,108	12,145,321	39,874,458	560,430,644	358,290,906	12,164	16,066
282	계	S.T	807,773	1,105,289	2,891,305	71,057,631	49,425,003	1,858	2,506
	입원	I.P	5,627	15,961	35,023	7,789,984	6,089,860	49	127
	외래	O.P	804,367	1,089,328	2,856,282	63,267,647	43,335,143	1,820	2,379
283	계	S.T	546,792	2,306,153	4,632,478	210,128,551	149,906,938	1,377	6,442
	입원	I.P	18,619	227,243	309,582	85,813,764	67,468,336	130	872
	외래	O.P	544,274	2,078,910	4,322,896	124,314,787	82,438,602	1,361	5,570
284	계	S.T	15,279	47,174	123,912	23,825,964	18,320,358	58	77
	입원	I.P	12,060	41,053	68,209	22,882,336	17,805,747	21	31
	외래	O.P	3,947	6,121	55,703	943,628	514,611	40	46
285	계	S.T	81,444	146,556	509,136	34,414,116	25,694,301	108	144
	입원	I.P	10,837	56,445	92,215	29,270,509	22,626,417	23	50
	외래	O.P	72,481	90,111	416,921	5,143,607	3,067,884	85	94
286	계	S.T	2,335	5,616	13,282	670,501	358,009	5	22
	입원	I.P	180	281	712	131,180	115,746	1	18
	외래	O.P	2,257	5,335	12,570	539,321	242,263	4	4
287	계	S.T	226,364	407,313	4,318,968	41,639,475	27,390,169	1,074	1,995
	입원	I.P	20,200	41,357	106,329	16,001,391	12,577,704	67	199
	외래	O.P	210,780	365,956	4,212,639	25,638,084	14,812,465	1,031	1,796
288	계	S.T	662,011	1,269,044	3,682,373	233,147,120	182,794,890	447	862
	입원	I.P	31,725	362,346	660,152	177,591,712	143,798,788	70	304
	외래	O.P	643,052	906,698	3,022,221	55,555,408	38,996,102	390	558
289	계	S.T	12,573	69,433	441,933	5,502,829	4,070,405	7	8
	입원	I.P	568	27,549	31,652	3,413,934	2,578,994	-	-
	외래	O.P	12,146	41,884	410,281	2,088,894	1,491,412	7	8
290	계	S.T	8,522,362	17,308,787	42,036,830	917,399,591	606,638,972	31,258	74,228
	입원	I.P	518,862	3,279,092	4,085,009	116,180,002	93,367,366	7,835	39,525
	외래	O.P	8,121,212	14,029,695	37,951,821	801,219,588	513,271,606	24,863	34,703
291	계	S.T	122	427	11,508	283,282	248,076	-	-
	입원	I.P	3	165	187	18,911	16,371	-	-
	외래	O.P	119	262	11,321	264,371	231,705	-	-
292	계	S.T	4,515,882	7,271,405	20,043,870	428,049,975	328,246,791	10,910	20,814
	입원	I.P	76,314	480,826	565,444	23,297,437	19,178,398	1,513	7,623
	외래	O.P	4,447,455	6,790,579	19,478,426	404,752,539	309,068,393	9,544	13,191
293	계	S.T	34,217	40,323	128,094	2,738,383	1,796,566	2	2
	입원	I.P	399	591	2,092	297,299	225,017	-	-
	외래	O.P	33,984	39,732	126,002	2,441,084	1,571,549	2	2
294	계	S.T	449,611	3,508,475	9,662,204	379,649,138	314,573,067	10	33
	입원	I.P	6,360	31,109	48,187	9,166,310	8,258,158	8	31
	외래	O.P	449,353	3,477,366	9,614,017	370,482,828	306,314,909	2	2
295	계	S.T	214,430	1,072,205	1,105,738	102,298,435	100,920,924	214,430	1,072,205
	입원	I.P	212,551	1,046,390	1,059,880	100,762,579	99,582,736	212,551	1,046,390
	외래	O.P	16,831	25,815	45,858	1,535,856	1,338,188	16,831	25,815
296	계	S.T	167,694	274,580	999,178	12,682,982	5,585,543	22	28
	입원	I.P	120	395	886	74,809	60,112	1	3
	외래	O.P	167,662	274,185	998,292	12,608,174	5,525,430	21	25
297	계	S.T	1,609,499	4,050,778	11,104,174	1,074,737,555	940,285,268	526	777
	입원	I.P	114,952	1,452,655	4,699,521	782,262,582	701,043,792	49	210
	외래	O.P	1,528,726	2,598,123	6,404,653	292,474,973	239,241,476	480	567
298	계	S.T	1,158,112	3,611,652	40,752,971	791,128,524	620,400,936	3,750	5,121
	입원	I.P	15,456	222,685	406,514	141,485,136	122,728,219	36	556
	외래	O.P	1,152,689	3,388,967	40,346,457	649,643,388	497,672,717	3,723	4,565
기타	계	S.T	24,116,465	62,468,910	284,944,447	4,999,821,709	3,892,154,251	54,789	142,573
	입원	I.P	689,514	5,968,990	7,619,418	1,566,637,852	1,348,234,550	10,732	52,607
	외래	O.P	23,742,783	56,499,920	277,325,029	3,433,183,857	2,543,919,701	50,711	89,966

주 : 진료일 기준 (한의원분류 제외, 요양급여일수, 진료비와 급여비는 약국포함)

# 연령별 진료현황(총계) <계속>

Disease Categories by Age(Total) <Cont'd>

(단위 : 명, 일, 천원)

Unit : Person, Day, KRW 1,000

0Age			1 ~ 4세				
요양급여일수 Reimbursed Days	진료비 Medical Expense	급여비 Benefit	진료실인원수 Patients	입내원일수 Visits	요양급여일수 Reimbursed Days	진료비 Medical Expense	급여비 Benefit
24,199	856,145	755,553	209,050	446,176	817,127	24,318,870	17,681,152
722	141,075	133,601	6,255	8,754	23,120	2,978,204	2,727,334
23,477	715,070	621,952	207,002	437,422	794,007	21,340,666	14,953,818
5,393	172,737	160,622	29,550	39,271	88,850	2,659,647	2,030,749
170	67,990	65,874	839	1,487	2,528	592,021	540,714
5,223	104,747	94,748	28,987	37,784	86,322	2,067,627	1,490,035
8,202	656,966	572,183	28,485	128,866	176,446	10,906,246	8,619,512
1,056	281,955	239,300	1,649	10,365	13,881	3,408,032	2,861,810
7,146	375,011	332,883	28,382	118,501	162,565	7,498,214	5,757,702
104	12,022	10,802	675	1,028	1,529	190,286	154,323
47	8,289	7,753	275	447	612	126,605	116,957
57	3,733	3,049	445	581	917	63,681	37,366
227	28,554	27,288	2,517	3,068	10,141	185,544	149,016
53	22,612	22,207	168	302	422	73,750	68,157
174	5,943	5,081	2,366	2,766	9,719	111,794	80,859
22	12,546	12,487	23	31	39	2,191	1,638
18	12,372	12,337	5	5	5	762	722
4	174	150	20	26	34	1,429	915
11,822	218,244	194,032	14,490	29,739	289,680	3,114,074	2,206,170
389	71,399	67,462	886	1,687	4,442	505,922	463,378
11,433	146,846	126,570	13,956	28,052	285,238	2,608,153	1,742,792
1,519	146,708	135,849	3,393	5,627	13,328	641,972	551,945
491	126,199	118,021	154	871	1,740	450,506	403,334
1,028	20,509	17,828	3,281	4,756	11,588	191,466	148,611
12	186	174	107	135	206	9,430	7,922
-	-	-	1	12	17	4,733	4,228
12	186	174	107	123	189	4,696	3,694
108,444	4,283,476	4,001,272	228,390	410,589	920,511	23,831,808	19,049,009
46,025	2,474,664	2,439,787	28,378	68,479	88,771	3,247,131	3,035,594
62,419	1,808,812	1,561,485	207,451	342,110	831,740	20,584,677	16,013,415
-	-	-	-	-	-	-	-
-	-	-	-	-	-	-	-
-	-	-	-	-	-	-	-
94,980	1,424,981	1,339,113	147,907	235,468	800,603	12,965,583	10,846,990
8,654	733,524	724,609	3,866	9,172	11,385	613,931	571,875
86,326	691,456	614,505	144,978	226,296	789,218	12,351,652	10,275,115
7	59	53	2	2	26	136	112
-	-	-	-	-	-	-	-
7	59	53	2	2	26	136	112
33	2,595	2,559	-	-	-	-	-
31	2,556	2,523	-	-	-	-	-
2	39	36	-	-	-	-	-
1,105,270	102,297,238	100,919,963	-	-	410	1,005	817
1,059,880	100,762,579	99,582,736	-	-	-	-	-
45,390	1,534,658	1,337,227	-	-	410	1,005	817
28	1,019	962	2	2	2	53	46
3	284	280	-	-	-	-	-
25	735	682	2	2	2	53	46
1,231	142,072	128,137	3,886	14,023	25,053	3,011,260	2,723,634
439	118,991	108,041	561	8,121	15,349	2,737,599	2,501,093
792	23,081	20,096	3,442	5,902	9,704	273,661	222,541
6,212	619,182	570,401	10,082	18,726	54,519	2,554,572	2,248,198
647	462,012	437,269	83	1,519	2,639	1,176,938	1,092,403
5,565	157,169	133,132	10,054	17,207	51,880	1,377,634	1,155,795
470,865	18,706,536	17,796,715	797,589	2,142,251	7,471,872	155,428,711	139,308,733
90,367	13,965,954	13,379,995	45,536	231,957	377,851	58,085,004	54,754,308
380,498	4,740,582	4,416,720	786,270	1,910,294	7,094,021	97,343,707	84,554,425

Note : Based on the Treatment Month(excluding herbal medicine, including pharmacy in Treatment Days Treatment Amount and Benefit Amount)

제VI-2표  
Table VI-2

298 질병분류별  
Benefits by Classification of 298

구 분 Division			5 ~ 9 세				10 세 ~		
			진료실인원수 Patients	입내원일수 Visits	요양급여일수 Reimbursed Days	진료비 Medical Expense	급여비 Benefit	진료실인원수 Patients	입내원일수 Visits
281	계	S.T	260,541	560,689	1,078,693	27,749,268	18,276,680	298,420	648,941
	입원	I.P	4,897	8,666	21,486	2,733,927	2,448,702	5,190	15,501
	외래	O.P	258,980	552,023	1,057,207	25,015,341	15,827,978	296,721	633,440
282	계	S.T	23,894	30,259	64,847	1,853,977	1,289,794	19,333	23,683
	입원	I.P	458	816	1,462	322,189	292,187	193	383
	외래	O.P	23,638	29,443	63,385	1,531,788	997,608	19,214	23,300
283	계	S.T	21,492	94,441	139,514	7,451,085	5,326,214	20,458	89,396
	입원	I.P	921	6,182	8,719	2,098,609	1,734,777	826	6,348
	외래	O.P	21,439	88,259	130,795	5,352,476	3,591,436	20,393	83,048
284	계	S.T	77	122	191	23,293	17,213	307	790
	입원	I.P	27	47	61	13,492	12,605	235	653
	외래	O.P	56	75	130	9,801	4,608	110	137
285	계	S.T	2,833	3,362	12,355	184,160	135,687	1,708	2,080
	입원	I.P	102	183	380	59,461	54,834	122	268
	외래	O.P	2,743	3,179	11,975	124,699	80,853	1,602	1,812
286	계	S.T	27	116	759	58,213	52,332	262	676
	입원	I.P	1	63	83	53,012	49,481	20	25
	외래	O.P	26	53	676	5,200	2,851	256	651
287	계	S.T	13,260	28,067	393,418	2,773,400	1,615,533	9,874	20,313
	입원	I.P	765	1,353	3,855	332,931	306,840	718	1,283
	외래	O.P	12,779	26,714	389,563	2,440,468	1,308,693	9,416	19,030
288	계	S.T	11,150	15,088	26,841	937,652	730,753	5,433	9,462
	입원	I.P	140	852	1,762	345,516	307,074	249	1,736
	외래	O.P	11,063	14,236	25,079	592,136	423,679	5,274	7,726
289	계	S.T	122	333	491	22,805	18,714	222	561
	입원	I.P	4	47	81	12,355	11,485	7	46
	외래	O.P	121	286	410	10,450	7,229	219	515
290	계	S.T	357,191	607,540	1,232,999	38,030,830	26,246,899	331,577	567,310
	입원	I.P	10,182	26,877	35,012	1,471,426	1,347,740	7,384	25,601
	외래	O.P	349,749	580,663	1,197,987	36,559,404	24,899,159	326,107	541,709
291	계	S.T	-	-	-	-	-	-	-
	입원	I.P	-	-	-	-	-	-	-
	외래	O.P	-	-	-	-	-	-	-
292	계	S.T	439,158	657,419	1,185,616	50,592,460	40,842,910	422,193	616,829
	입원	I.P	1,306	3,007	4,025	239,388	218,866	996	2,316
	외래	O.P	438,270	654,412	1,181,591	50,353,072	40,624,044	421,475	614,513
293	계	S.T	5	6	27	229	162	46	47
	입원	I.P	-	-	-	-	-	-	-
	외래	O.P	5	6	27	229	162	46	47
294	계	S.T	1	1	8	47	35	23	44
	입원	I.P	-	-	-	-	-	1	3
	외래	O.P	1	1	8	47	35	23	41
295	계	S.T	-	-	7	13	10	-	-
	입원	I.P	-	-	-	-	-	-	-
	외래	O.P	-	-	7	13	10	-	-
296	계	S.T	-	-	-	-	-	2	5
	입원	I.P	-	-	-	-	-	-	-
	외래	O.P	-	-	-	-	-	2	5
297	계	S.T	13,359	24,983	42,897	4,197,145	3,713,913	9,068	23,410
	입원	I.P	1,026	7,335	18,687	3,550,051	3,240,367	1,655	9,816
	외래	O.P	12,611	17,648	24,210	647,093	473,546	7,899	13,594
298	계	S.T	16,142	28,667	138,642	3,121,170	2,504,578	11,914	23,479
	입원	I.P	61	453	1,492	321,666	293,259	104	1,874
	외래	O.P	16,124	28,214	137,150	2,799,504	2,211,319	11,864	21,605
기타	계	S.T	1,400,139	3,344,183	11,987,299	204,567,851	167,919,484	1,577,401	3,711,558
	입원	I.P	30,570	170,546	255,135	38,696,336	36,368,306	22,221	136,239
	외래	O.P	1,391,283	3,173,637	11,732,164	165,871,516	131,551,177	1,570,006	3,575,319

주 : 진료일 기준 (한의원료 제외, 요양급여일수, 진료비와 급여비는 약국포함)

# 연령별 진료현황(총계) <계속>

Disease Categories by Age(Total) <Cont'd>

(단위 : 명, 일, 천원)

Unit : Person, Day, KRW 1,000

14 세			15 ~ 19 세				
요양급여일수 Reimbursed Days	진료비 Medical Expense	급여비 Benefit	진료실인원수 Patients	입내원일수 Visits	요양급여일수 Reimbursed Days	진료비 Medical Expense	급여비 Benefit
1,497,720	32,569,306	21,534,546	244,444	591,737	1,547,783	33,375,967	22,090,454
33,530	4,122,511	3,632,043	5,699	29,267	59,204	7,706,578	6,002,093
1,464,190	28,446,795	17,902,503	243,090	562,470	1,488,579	25,669,389	16,088,361
51,843	1,370,951	924,164	20,406	25,214	56,469	1,508,843	1,034,037
803	145,191	132,240	139	396	735	233,861	184,640
51,040	1,225,760	791,924	20,312	24,818	55,734	1,274,982	849,398
145,489	7,106,487	4,988,558	22,238	80,463	147,595	6,147,183	4,160,611
8,513	2,140,382	1,772,968	569	4,931	7,084	1,634,272	1,220,394
136,976	4,966,105	3,215,590	22,166	75,532	140,511	4,512,910	2,940,217
1,485	280,181	247,880	1,428	4,054	7,790	1,701,252	1,360,430
1,075	258,364	237,922	1,214	3,537	5,648	1,612,010	1,318,962
410	21,817	9,957	332	517	2,142	89,243	41,469
6,743	189,826	143,430	1,626	2,275	7,386	407,947	296,852
496	100,758	91,947	323	696	1,269	285,364	230,800
6,247	89,069	51,482	1,336	1,579	6,117	122,583	66,052
1,481	69,492	35,174	456	1,223	3,055	124,421	61,406
58	8,528	7,652	30	42	125	11,868	10,158
1,423	60,964	27,522	447	1,181	2,930	112,553	51,248
252,755	1,945,774	1,155,160	9,562	17,230	191,492	1,723,308	1,059,078
3,973	429,257	395,233	936	1,599	5,128	507,535	422,080
248,782	1,516,517	759,927	8,915	15,631	186,364	1,215,774	636,998
22,939	1,032,522	832,719	6,590	12,576	34,306	1,661,640	1,264,459
3,514	701,983	615,596	486	3,342	6,301	1,261,839	1,022,791
19,425	330,539	217,124	6,235	9,234	28,005	399,800	241,668
832	25,485	19,727	271	628	1,087	32,759	25,104
81	12,268	10,717	5	33	58	14,554	12,787
751	13,217	9,009	270	595	1,029	18,205	12,317
1,196,803	34,921,703	23,369,762	391,291	645,308	1,279,824	36,678,388	25,131,237
33,678	1,622,620	1,449,791	8,783	32,408	44,176	1,685,400	1,341,578
1,163,125	33,299,083	21,919,972	385,002	612,900	1,235,648	34,992,988	23,789,659
-	-	-	2	2	5	281	154
-	-	-	-	-	-	-	-
-	-	-	2	2	5	281	154
1,142,361	43,154,238	34,322,647	318,980	490,527	1,033,606	28,697,574	22,850,830
2,799	159,434	144,467	1,210	3,282	4,664	218,263	178,582
1,139,562	42,994,804	34,178,180	318,074	487,245	1,028,942	28,479,311	22,672,247
63	1,229	778	1,377	1,577	2,410	49,129	33,209
-	-	-	2	9	32	1,229	822
63	1,229	778	1,376	1,568	2,378	47,900	32,388
81	8,752	7,661	1,612	4,887	9,661	555,912	471,340
10	3,268	3,120	12	33	83	10,119	9,135
71	5,484	4,541	1,609	4,854	9,578	545,793	462,205
12	19	14	-	-	-	-	-
-	-	-	-	-	-	-	-
12	19	14	-	-	-	-	-
12	314	237	128	195	812	10,872	6,223
-	-	-	3	9	70	2,495	2,265
12	314	237	128	186	742	8,377	3,958
53,060	4,816,265	4,189,508	11,408	28,639	73,043	6,182,839	5,028,238
25,629	4,159,724	3,733,550	2,096	12,039	35,993	5,381,916	4,467,838
27,431	656,542	455,958	9,929	16,600	37,050	800,923	560,400
160,772	4,563,493	3,872,107	18,697	33,873	211,379	5,449,809	4,539,579
3,878	1,841,698	1,696,251	216	2,252	4,177	1,731,854	1,542,663
156,894	2,721,795	2,175,856	18,587	31,621	207,202	3,717,955	2,996,916
14,147,103	216,496,854	174,279,122	1,418,972	3,268,795	12,088,133	185,598,242	149,383,135
196,036	30,230,582	28,421,808	19,520	135,102	169,298	24,037,666	21,231,789
13,951,067	186,266,272	145,857,314	1,410,149	3,133,693	11,918,835	161,560,576	128,151,346

Note : Based on the Treatment Month(excluding herbal medicine, including pharmacy in Treatment Days Treatment Amount and Benefit Amount

제VI-2표  
Table VI-2

298 질병분류별  
Benefits by Classification of 298

구 분 Division			20 ~ 24 세					25 세 ~	
			진료실인원수 Patients	입내원일수 Visits	요양급여일수 Reimbursed Days	진료비 Medical Expense	급여비 Benefit	진료실인원수 Patients	입내원일수 Visits
281	계	S.T	253,907	639,950	1,710,382	41,470,173	27,018,761	317,802	818,321
	입원	I.P	8,135	43,752	90,084	12,715,536	9,545,156	10,209	51,845
	외래	O.P	252,120	596,198	1,620,298	28,754,637	17,473,605	315,753	766,476
282	계	S.T	31,177	38,195	85,794	2,171,874	1,446,583	44,946	55,484
	입원	I.P	164	340	805	131,875	97,310	185	438
	외래	O.P	31,067	37,855	84,989	2,039,998	1,349,273	44,819	55,046
283	계	S.T	38,297	131,582	247,104	10,996,392	7,495,953	44,177	156,230
	입원	I.P	965	9,174	12,978	3,500,335	2,669,199	1,061	9,227
	외래	O.P	38,168	122,408	234,126	7,496,056	4,826,754	44,036	147,003
284	계	S.T	1,603	4,264	7,958	2,011,977	1,534,663	1,385	3,558
	입원	I.P	1,380	3,811	6,089	1,915,450	1,489,670	1,191	3,224
	외래	O.P	313	453	1,869	96,527	44,993	269	334
285	계	S.T	2,544	3,854	11,675	945,907	678,243	3,146	5,036
	입원	I.P	591	1,402	2,626	750,514	576,202	679	1,994
	외래	O.P	2,024	2,452	9,049	195,393	102,042	2,550	3,042
286	계	S.T	529	1,235	2,309	135,505	65,277	457	1,073
	입원	I.P	48	49	174	17,275	13,651	34	34
	외래	O.P	510	1,186	2,135	118,230	51,627	439	1,039
287	계	S.T	12,403	19,475	196,513	2,014,839	1,248,696	16,010	24,992
	입원	I.P	1,253	2,129	5,752	716,838	552,894	1,460	2,710
	외래	O.P	11,400	17,346	190,761	1,298,001	695,802	14,862	22,282
288	계	S.T	11,769	20,776	61,722	2,504,101	1,829,519	21,109	33,042
	입원	I.P	753	4,985	9,972	1,753,210	1,372,599	909	5,600
	외래	O.P	11,234	15,791	51,750	750,892	456,920	20,501	27,442
289	계	S.T	312	1,266	3,730	119,550	88,448	347	950
	입원	I.P	15	448	534	89,045	68,285	17	157
	외래	O.P	304	818	3,196	30,505	20,163	336	793
290	계	S.T	610,646	1,044,757	1,641,024	54,312,476	35,260,272	698,846	1,340,480
	입원	I.P	11,019	37,651	53,830	1,993,744	1,533,182	13,712	43,743
	외래	O.P	602,967	1,007,106	1,587,194	52,318,732	33,727,090	689,345	1,296,737
291	계	S.T	9	12	145	4,110	3,539	21	71
	입원	I.P	-	-	-	-	-	-	-
	외래	O.P	9	12	145	4,110	3,539	21	71
292	계	S.T	268,702	397,306	837,238	21,386,058	16,006,919	348,312	546,162
	입원	I.P	1,633	4,832	6,910	315,894	245,800	1,893	5,073
	외래	O.P	267,296	392,474	830,328	21,070,164	15,761,120	346,762	541,089
293	계	S.T	5,296	5,998	10,721	208,770	140,338	5,675	6,654
	입원	I.P	1	2	5	961	790	7	11
	외래	O.P	5,295	5,996	10,716	207,809	139,548	5,672	6,643
294	계	S.T	14,689	84,298	192,776	9,357,623	7,882,042	68,171	539,239
	입원	I.P	168	613	1,085	180,786	162,897	835	3,802
	외래	O.P	14,680	83,685	191,691	9,176,838	7,719,146	68,141	535,437
295	계	S.T	-	-	2	8	5	-	-
	입원	I.P	-	-	-	-	-	-	-
	외래	O.P	-	-	2	8	5	-	-
296	계	S.T	3,151	4,889	16,036	222,290	105,077	21,221	34,231
	입원	I.P	7	23	84	7,406	6,370	13	37
	외래	O.P	3,147	4,866	15,952	214,884	98,707	21,218	34,194
297	계	S.T	22,431	45,434	128,478	7,757,552	6,068,613	38,175	68,199
	입원	I.P	2,496	13,753	41,377	6,235,360	5,045,370	2,739	16,297
	외래	O.P	20,758	31,681	87,101	1,522,192	1,023,242	36,333	51,902
298	계	S.T	35,317	55,800	327,649	6,936,660	5,606,519	50,241	100,620
	입원	I.P	371	2,405	5,530	1,302,551	1,101,054	533	4,996
	외래	O.P	35,095	53,395	322,119	5,634,109	4,505,465	49,976	95,624
기타	계	S.T	1,411,417	2,916,806	10,689,404	173,233,621	137,153,720	1,811,792	3,628,349
	입원	I.P	35,032	234,158	266,852	28,892,142	24,372,327	23,835	154,270
	외래	O.P	1,389,183	2,682,648	10,422,552	144,341,478	112,781,392	1,799,369	3,474,079

주 : 진료일 기준 (한의원료 제외, 요양급여일수, 진료비와 급여비는 약국포함)

# 연령별 진료현황(총계) <계속>

## Disease Categories by Age(Total) <Cont'd>

(단위 : 명, 일, 천원)

Unit : Person, Day, KRW 1,000

29 세			30 ~ 34 세				
요양급여일수 Reimbursed Days	진료비 Medical Expense	급여비 Benefit	진료실인원수 Patients	입내원일수 Visits	요양급여일수 Reimbursed Days	진료비 Medical Expense	급여비 Benefit
2,193,935	52,585,745	34,386,188	281,563	747,742	2,064,161	47,564,735	31,191,695
110,321	15,795,631	11,840,524	9,220	50,180	105,641	14,768,549	11,007,281
2,083,614	36,790,114	22,545,664	279,759	697,562	1,958,520	32,796,186	20,184,414
124,923	3,212,372	2,163,250	43,263	53,968	125,585	3,223,088	2,181,955
901	184,893	137,583	191	445	980	195,471	143,977
124,022	3,027,479	2,025,667	43,140	53,523	124,605	3,027,618	2,037,978
292,138	12,551,241	8,451,461	38,060	140,766	259,348	11,602,066	7,908,458
13,135	3,431,412	2,582,326	928	9,077	12,762	3,413,308	2,623,392
279,003	9,119,829	5,869,136	37,925	131,689	246,586	8,188,758	5,285,066
6,630	1,901,067	1,450,753	966	2,545	4,988	1,334,269	1,022,596
5,282	1,826,087	1,415,954	803	2,269	3,727	1,277,422	995,424
1,348	74,980	34,799	198	276	1,261	56,847	27,172
13,942	1,277,664	925,119	2,821	4,611	14,402	1,236,898	895,656
3,295	1,049,326	802,639	560	1,796	3,062	1,027,925	783,839
10,647	228,338	122,480	2,330	2,815	11,340	208,973	111,817
2,717	120,746	59,156	226	493	1,085	56,542	27,296
130	13,735	10,890	17	18	43	5,094	4,041
2,587	107,011	48,266	217	475	1,042	51,449	23,255
238,146	2,428,444	1,502,839	14,522	23,658	244,435	2,388,451	1,496,604
6,995	852,928	655,444	1,286	2,193	5,920	775,771	597,969
231,151	1,575,516	847,395	13,529	21,465	238,515	1,612,680	898,635
88,885	3,679,989	2,746,958	28,194	43,086	102,942	4,753,707	3,526,315
10,696	2,481,038	1,992,005	963	6,877	12,861	3,188,180	2,529,196
78,189	1,198,951	754,954	27,568	36,209	90,081	1,565,526	997,119
4,789	84,699	61,917	315	799	5,768	49,879	33,528
290	52,029	39,859	11	61	139	14,431	10,312
4,499	32,670	22,058	310	738	5,629	35,448	23,216
2,179,563	76,291,005	46,754,379	658,634	1,213,354	2,116,161	68,252,519	43,030,440
66,345	2,593,664	2,000,341	14,070	49,679	75,091	2,831,978	2,213,169
2,113,218	73,697,341	44,754,038	648,868	1,163,675	2,041,070	65,420,541	40,817,272
2,803	76,501	66,282	26	41	2,176	49,467	44,206
-	-	-	-	-	-	-	-
2,803	76,501	66,282	26	41	2,176	49,467	44,206
1,120,253	30,217,758	22,031,119	332,523	512,170	1,083,714	28,388,950	20,999,738
8,001	337,043	266,662	1,739	5,301	8,444	359,828	285,313
1,112,252	29,880,715	21,764,457	331,035	506,869	1,075,270	28,029,122	20,714,425
14,291	287,857	192,569	4,749	5,670	14,328	288,833	191,468
42	6,130	4,675	18	30	81	14,325	10,987
14,249	281,727	187,894	4,735	5,640	14,247	274,508	180,481
1,312,894	58,572,705	48,950,840	192,695	1,599,544	4,266,462	171,432,816	142,065,293
5,741	965,035	860,184	2,342	11,993	18,053	2,904,063	2,582,161
1,307,153	57,607,671	48,090,657	192,622	1,587,551	4,248,409	168,528,753	139,483,132
7	23	16	-	-	7	37	28
-	-	-	-	-	-	-	-
7	23	16	-	-	7	37	28
112,055	1,531,718	691,150	74,702	123,048	453,638	5,600,814	2,471,178
102	6,538	5,041	46	156	298	28,958	22,852
111,953	1,525,180	686,109	74,690	122,892	453,340	5,571,856	2,448,326
181,948	10,718,781	8,527,416	53,835	91,713	243,813	15,337,416	12,547,616
49,234	8,209,249	6,804,332	2,934	19,931	61,972	11,525,334	9,791,646
132,714	2,509,532	1,723,084	51,872	71,782	181,841	3,812,082	2,755,970
590,697	16,785,535	13,156,827	86,430	275,788	1,372,880	62,634,284	45,028,669
9,969	3,289,105	2,819,382	826	5,612	11,680	3,213,630	2,706,343
580,728	13,496,430	10,337,445	86,129	270,176	1,361,200	59,420,654	42,322,326
14,197,458	215,869,655	171,670,233	1,749,541	3,584,991	14,537,016	218,907,542	175,305,591
196,044	27,611,617	23,564,145	22,970	146,388	198,826	33,001,222	28,340,736
14,001,414	188,258,038	148,106,088	1,738,965	3,438,603	14,338,190	185,906,320	146,964,855

Note : Based on the Treatment Month(excluding herbal medicine, including pharmacy in Treatment Days Treatment Amount and Benefit Amount

제VI-2표  
Table VI-2

298 질병분류별  
Benefits by Classification of 298

구 분 Division			35 ~ 39 세					40 세 ~	
			진료실인원수 Patients	입내원일수 Visits	요양급여일수 Reimbursed Days	진료비 Medical Expense	급여비 Benefit	진료실인원수 Patients	입내원일수 Visits
281	계	S.T	254,806	697,971	2,008,647	45,198,184	29,869,254	293,042	835,903
	입원	I.P	8,937	50,170	105,081	14,969,208	11,121,767	11,147	69,150
	외래	O.P	253,115	647,801	1,903,566	30,228,976	18,747,486	290,786	766,753
282	계	S.T	40,592	51,170	122,422	3,151,904	2,130,840	49,435	63,870
	입원	I.P	171	383	918	203,844	148,948	221	577
	외래	O.P	40,473	50,787	121,504	2,948,061	1,981,892	49,297	63,293
283	계	S.T	34,557	131,137	245,746	10,716,127	7,331,046	41,874	166,216
	입원	I.P	850	8,150	11,596	3,160,130	2,432,282	1,099	11,267
	외래	O.P	34,460	122,987	234,150	7,555,997	4,898,764	41,725	154,949
284	계	S.T	864	2,110	3,978	1,239,087	952,866	1,078	2,884
	입원	I.P	736	1,907	3,268	1,201,461	933,896	876	2,538
	외래	O.P	156	203	710	37,626	18,969	241	346
285	계	S.T	3,088	4,826	16,588	1,107,380	823,349	4,175	6,466
	입원	I.P	517	1,594	2,836	901,372	706,432	620	2,028
	외래	O.P	2,642	3,232	13,752	206,009	116,917	3,644	4,438
286	계	S.T	120	268	462	31,569	15,138	84	189
	입원	I.P	9	11	40	3,193	2,550	6	6
	외래	O.P	116	257	422	28,376	12,588	82	183
287	계	S.T	12,566	20,742	218,839	2,128,231	1,345,701	14,449	24,387
	입원	I.P	1,216	2,144	5,871	833,161	640,468	1,425	2,871
	외래	O.P	11,622	18,598	212,968	1,295,071	705,232	13,349	21,516
288	계	S.T	33,276	51,500	122,830	6,088,215	4,637,937	44,255	68,067
	입원	I.P	1,036	8,791	16,087	4,164,659	3,386,194	1,409	11,173
	외래	O.P	32,607	42,709	106,743	1,923,557	1,251,743	43,321	56,894
289	계	S.T	308	1,449	9,201	141,113	104,511	390	1,242
	입원	I.P	17	678	796	94,738	72,111	23	154
	외래	O.P	294	771	8,405	46,375	32,400	373	1,088
290	계	S.T	647,712	1,182,282	2,198,729	66,308,165	42,338,393	730,635	1,330,234
	입원	I.P	14,069	57,410	81,717	3,303,378	2,581,302	17,188	79,343
	외래	O.P	637,832	1,124,872	2,117,012	63,004,787	39,757,092	718,413	1,250,891
291	계	S.T	13	49	1,858	51,254	45,948	11	24
	입원	I.P	-	-	-	-	-	-	-
	외래	O.P	13	49	1,858	51,254	45,948	11	24
292	계	S.T	335,235	520,475	1,152,231	29,345,394	21,598,608	377,171	591,990
	입원	I.P	1,739	5,884	9,022	358,995	285,422	2,110	8,203
	외래	O.P	333,766	514,591	1,143,209	28,986,399	21,313,185	375,341	583,787
293	계	S.T	4,202	4,988	14,618	314,727	205,108	4,799	5,694
	입원	I.P	27	35	124	17,595	13,365	48	65
	외래	O.P	4,188	4,953	14,494	297,132	191,743	4,766	5,629
294	계	S.T	131,376	1,015,528	2,984,795	111,110,833	91,753,762	38,821	255,844
	입원	I.P	2,259	11,125	17,489	3,773,329	3,441,181	699	3,323
	외래	O.P	131,273	1,004,403	2,967,306	107,337,505	88,312,582	38,792	252,521
295	계	S.T	-	-	14	50	37	-	-
	입원	I.P	-	-	-	-	-	-	-
	외래	O.P	-	-	14	50	37	-	-
296	계	S.T	54,005	88,574	324,040	4,175,813	1,825,675	13,797	22,605
	입원	I.P	33	123	255	21,301	17,406	17	44
	외래	O.P	53,996	88,451	323,785	4,154,511	1,808,269	13,794	22,561
297	계	S.T	60,361	111,438	303,831	22,881,177	19,470,629	76,242	160,504
	입원	I.P	3,549	29,319	98,131	16,672,750	14,486,186	5,472	51,240
	외래	O.P	57,990	82,119	205,700	6,208,427	4,984,443	72,616	109,264
298	계	S.T	89,036	335,808	1,870,288	96,563,599	69,720,530	73,954	295,517
	입원	I.P	934	7,662	15,800	6,688,466	5,798,627	955	10,816
	외래	O.P	88,780	328,146	1,854,488	89,875,134	63,921,902	73,707	284,701
기타	계	S.T	1,737,889	3,717,033	15,294,437	228,733,638	183,149,224	1,995,814	4,310,010
	입원	I.P	24,136	160,403	220,994	37,331,840	32,259,991	26,609	188,222
	외래	O.P	1,727,630	3,556,630	15,073,443	191,401,798	150,889,233	1,983,812	4,121,788

주 : 진료일 기준 (한의원료 제외, 요양급여일수, 진료비와 급여비는 약국포함)



# 연령별 진료현황(총계) <계속>

## Disease Categories by Age(Total) <Cont'd>

(단위 : 명, 일, 천원)

Unit : Person, Day, KRW 1,000

44 세			45 ~ 49 세				
요양급여일수 Reimbursed Days	진료비 Medical Expense	급여비 Benefit	진료실인원수 Patients	입내원일수 Visits	요양급여일수 Reimbursed Days	진료비 Medical Expense	급여비 Benefit
2,535,903	54,943,597	36,592,061	289,142	877,083	2,782,252	59,267,017	39,830,073
141,122	19,298,227	14,373,737	12,081	79,399	160,844	22,533,856	16,845,158
2,394,781	35,645,370	22,218,324	286,772	797,684	2,621,408	36,733,161	22,984,915
160,550	4,055,866	2,755,464	57,486	75,749	193,726	4,868,880	3,316,726
1,602	265,221	196,670	261	532	1,480	250,888	187,959
158,948	3,790,646	2,558,793	57,326	75,217	192,246	4,617,992	3,128,767
320,862	13,980,951	9,636,880	42,715	176,184	357,474	15,503,936	10,818,495
15,989	4,549,775	3,491,913	1,181	14,147	19,977	5,857,539	4,514,676
304,873	9,431,176	6,144,967	42,576	162,037	337,497	9,646,396	6,303,819
5,840	1,463,993	1,122,862	1,062	2,593	7,011	1,328,035	1,020,199
4,191	1,409,100	1,089,890	814	2,149	3,636	1,261,319	977,791
1,649	54,892	32,972	278	444	3,375	66,716	42,408
22,548	1,418,892	1,028,877	5,046	8,024	28,661	1,539,081	1,119,073
3,380	1,147,750	875,526	679	2,576	4,638	1,219,511	934,040
19,168	271,142	153,352	4,465	5,448	24,023	319,570	185,033
425	22,762	10,812	47	98	314	12,765	5,938
21	2,142	1,712	2	2	7	644	515
404	20,620	9,100	45	96	307	12,122	5,423
273,925	2,749,941	1,794,594	14,926	25,117	297,616	2,642,890	1,725,024
7,349	1,250,189	961,758	1,538	2,856	7,526	1,090,098	845,403
266,576	1,499,753	832,836	13,714	22,261	290,090	1,552,792	879,621
171,976	7,870,394	5,936,345	50,080	78,189	201,065	9,964,061	7,644,172
21,327	5,037,211	4,016,121	1,720	13,610	26,755	6,570,816	5,309,101
150,649	2,833,183	1,920,224	48,971	64,579	174,310	3,393,245	2,335,071
15,977	106,622	75,411	457	2,267	14,107	202,228	154,060
377	39,849	29,077	14	594	848	127,486	103,895
15,600	66,773	46,334	449	1,673	13,259	74,742	50,164
2,824,170	74,737,484	47,982,431	664,785	1,210,404	2,944,208	66,614,539	43,111,338
113,778	4,256,958	3,297,062	19,437	97,857	136,802	5,116,262	3,989,543
2,710,392	70,480,525	44,685,370	650,551	1,112,547	2,807,406	61,498,277	39,121,795
819	22,241	19,290	8	8	81	2,391	1,263
-	-	-	-	-	-	-	-
819	22,241	19,290	8	8	81	2,391	1,263
1,429,865	33,501,805	24,672,574	315,066	496,804	1,386,552	27,773,312	20,641,163
11,252	403,408	324,711	2,432	11,383	15,712	507,972	411,252
1,418,613	33,098,397	24,347,863	312,954	485,421	1,370,840	27,265,340	20,229,912
19,434	489,186	316,638	3,948	4,677	20,816	465,958	301,021
224	39,297	29,107	73	98	352	49,054	37,534
19,210	449,888	287,530	3,904	4,579	20,464	416,904	263,487
860,698	27,634,971	22,652,658	2,117	8,848	31,962	946,441	766,848
5,440	1,260,608	1,137,116	35	175	230	61,459	55,526
855,258	26,374,364	21,515,542	2,114	8,673	31,732	884,982	711,322
1	7	5	-	-	3	16	13
-	-	-	-	-	-	-	-
1	7	5	-	-	3	16	13
87,664	1,084,171	461,612	568	886	3,999	49,091	20,380
74	7,827	5,899	-	-	-	-	-
87,590	1,076,344	455,713	568	886	3,999	49,091	20,380
477,100	43,554,125	37,982,915	85,913	211,112	668,095	65,244,029	57,698,115
183,665	32,495,540	28,584,181	7,250	79,933	292,970	49,347,675	43,835,871
293,435	11,058,585	9,398,735	80,973	131,179	375,125	15,896,354	13,862,243
2,217,715	95,987,258	70,922,220	60,269	187,784	2,256,999	55,949,795	43,930,487
21,300	8,162,517	7,051,209	983	14,235	28,013	12,330,191	10,761,207
2,196,415	87,824,742	63,871,011	60,008	173,549	2,228,986	43,619,604	33,169,280
18,509,836	267,116,874	213,156,153	1,768,205	3,753,597	17,861,143	241,604,707	193,167,951
254,899	44,655,764	38,581,262	24,607	187,170	249,715	45,516,451	39,355,697
18,254,937	222,461,110	174,574,891	1,755,881	3,566,427	17,611,428	196,088,257	153,812,254

Note : Based on the Treatment Month(excluding herbal medicine, including pharmacy in Treatment Days Treatment Amount and Benefit Amount

제VI-2표  
Table VI-2

298 질병분류별  
Benefits by Classification of 298

구 분 Division			50 ~ 54 세					55 세 ~	
			진료실인원수 Patients	입내원일수 Visits	요양급여일수 Reimbursed Days	진료비 Medical Expense	급여비 Benefit	진료실인원수 Patients	입내원일수 Visits
281	계	S.T	344,213	1,073,339	3,570,438	75,128,033	50,918,079	331,006	1,069,344
	입원	I.P	14,945	107,024	207,914	30,463,565	22,853,745	15,170	124,376
	외래	O.P	341,122	966,315	3,362,524	44,664,468	28,064,334	327,512	944,968
282	계	S.T	80,721	109,836	288,360	7,198,647	4,918,421	88,084	122,602
	입원	I.P	420	989	2,429	459,127	343,098	432	1,011
	외래	O.P	80,464	108,847	285,931	6,739,519	4,575,323	87,846	121,591
283	계	S.T	49,239	208,105	443,213	18,594,583	13,060,966	45,041	198,202
	입원	I.P	1,515	18,570	25,998	7,446,029	5,777,585	1,658	21,468
	외래	O.P	49,029	189,535	417,215	11,148,554	7,283,382	44,810	176,734
284	계	S.T	1,097	2,723	7,865	1,383,015	1,058,018	824	2,521
	입원	I.P	798	2,158	3,521	1,305,718	1,008,302	619	2,116
	외래	O.P	337	565	4,344	77,297	49,715	231	405
285	계	S.T	7,339	12,148	42,271	2,595,141	1,922,526	8,949	14,456
	입원	I.P	849	3,988	6,809	2,135,913	1,653,548	898	4,148
	외래	O.P	6,612	8,160	35,462	459,228	268,978	8,222	10,308
286	계	S.T	38	66	110	8,994	4,155	22	46
	입원	I.P	2	2	2	791	630	1	2
	외래	O.P	38	64	108	8,203	3,525	21	44
287	계	S.T	17,446	29,499	320,418	2,998,665	1,950,004	16,724	28,411
	입원	I.P	1,822	3,375	9,372	1,271,529	976,158	1,699	3,383
	외래	O.P	15,989	26,124	311,046	1,727,136	973,846	15,351	25,028
288	계	S.T	68,092	111,274	290,969	15,566,095	12,054,813	74,334	123,420
	입원	I.P	2,452	20,492	39,207	10,489,349	8,549,207	2,810	22,895
	외래	O.P	66,628	90,782	251,762	5,076,746	3,505,606	72,709	100,525
289	계	S.T	701	3,923	24,165	379,612	270,411	886	5,777
	입원	I.P	40	1,624	1,971	266,001	194,605	38	2,330
	외래	O.P	673	2,299	22,194	113,611	75,806	863	3,447
290	계	S.T	695,561	1,279,037	3,662,399	69,331,700	45,242,645	589,424	1,123,514
	입원	I.P	26,431	146,123	205,529	7,433,636	5,834,211	30,559	177,290
	외래	O.P	675,755	1,132,914	3,456,870	61,898,064	39,408,434	566,491	946,224
291	계	S.T	11	22	815	15,632	13,750	6	11
	입원	I.P	1	6	18	2,591	2,275	-	-
	외래	O.P	10	16	797	13,042	11,476	6	11
292	계	S.T	293,068	462,715	1,552,263	25,633,047	19,171,698	230,492	366,473
	입원	I.P	3,339	19,137	24,617	798,586	655,945	4,007	22,665
	외래	O.P	290,055	443,578	1,527,646	24,834,461	18,515,753	226,835	343,808
293	계	S.T	3,021	3,559	21,075	414,580	270,901	795	1,017
	입원	I.P	122	165	621	83,146	63,016	51	81
	외래	O.P	2,951	3,394	20,454	331,433	207,885	769	936
294	계	S.T	55	124	1,321	14,455	11,158	16	24
	입원	I.P	-	-	-	-	-	-	-
	외래	O.P	55	124	1,321	14,455	11,158	16	24
295	계	S.T	-	-	5	21	17	-	-
	입원	I.P	-	-	-	-	-	-	-
	외래	O.P	-	-	5	21	17	-	-
296	계	S.T	48	59	509	4,005	1,682	23	29
	입원	I.P	-	-	-	-	-	-	-
	외래	O.P	48	59	509	4,005	1,682	23	29
297	계	S.T	112,607	294,679	968,016	98,266,199	87,363,164	122,727	342,950
	입원	I.P	10,539	123,036	454,093	76,788,991	68,614,865	12,578	157,839
	외래	O.P	105,314	171,643	513,923	21,477,208	18,748,299	114,012	185,111
298	계	S.T	84,190	237,979	3,406,346	65,170,746	54,816,196	96,632	290,089
	입원	I.P	1,358	21,859	42,175	18,624,756	16,335,915	1,586	23,340
	외래	O.P	83,835	216,120	3,364,171	46,545,989	38,480,281	96,262	266,749
기타	계	S.T	1,752,404	3,799,969	20,246,449	267,298,252	209,899,620	1,462,422	3,237,615
	입원	I.P	27,661	221,898	292,934	59,250,176	51,171,679	29,051	243,757
	외래	O.P	1,737,437	3,578,071	19,953,515	208,048,075	158,727,941	1,445,887	2,993,858

주 : 진료일 기준 (한의원류 제외, 요양급여일수, 진료비와 급여비는 약국포함)

# 연령별 진료현황(총계) <계속>

## Disease Categories by Age(Total) <Cont'd>

(단위 : 명, 일, 천원)  
Unit : Person, Day, KRW 1,000

59 세			60 ~ 64 세				
요양급여일수 Reimbursed Days	진료비 Medical Expense	급여비 Benefit	진료실인원수 Patients	입내원일수 Visits	요양급여일수 Reimbursed Days	진료비 Medica Expense	급여비 Benefit
3,762,544	78,582,579	53,822,541	356,201	1,213,171	4,517,216	92,664,989	63,972,297
230,043	34,722,304	26,185,580	17,764	164,513	297,530	43,998,540	33,153,783
3,532,501	43,860,275	27,636,961	352,033	1,048,658	4,219,686	48,666,449	30,818,514
323,776	7,958,522	5,454,321	98,501	139,952	384,113	9,245,725	6,378,664
2,708	521,577	390,683	528	1,763	4,011	911,998	691,706
321,068	7,436,945	5,063,638	98,237	138,189	380,102	8,333,727	5,686,957
438,341	19,277,476	13,762,654	43,568	197,259	449,738	19,498,844	13,989,312
29,754	8,842,225	6,937,964	1,641	23,220	31,270	9,244,816	7,275,331
408,587	10,435,251	6,824,690	43,330	174,039	418,468	10,254,028	6,713,981
6,920	1,341,002	1,018,254	811	2,621	8,384	1,307,722	995,883
3,473	1,281,604	986,007	616	2,210	3,838	1,256,838	967,083
3,447	59,398	32,247	227	411	4,546	50,884	28,800
58,418	2,726,328	1,999,877	11,236	18,702	70,607	3,857,081	2,819,090
7,318	2,158,908	1,663,282	1,192	5,838	10,361	3,126,735	2,389,354
51,100	567,420	336,595	10,311	12,864	60,246	730,347	429,736
62	4,463	2,013	16	30	47	3,302	1,623
2	533	423	3	3	3	684	544
60	3,930	1,590	14	27	44	2,618	1,078
304,752	3,085,158	2,052,442	18,160	32,178	337,500	3,162,884	2,093,043
8,970	1,428,529	1,098,698	1,710	3,875	9,401	1,356,895	1,047,663
295,782	1,656,629	953,744	16,808	28,303	328,099	1,805,990	1,045,380
318,221	18,860,346	14,708,426	89,384	160,801	447,424	27,121,452	21,218,732
44,553	12,843,307	10,514,763	3,833	36,740	71,103	19,509,796	15,916,711
273,668	6,017,040	4,193,663	87,268	124,061	376,321	7,611,655	5,302,021
38,632	457,224	335,309	1,261	5,268	49,092	358,120	257,865
2,559	279,459	212,866	49	1,047	1,444	152,566	115,278
36,073	177,765	122,442	1,226	4,221	47,648	205,554	142,587
3,645,711	60,756,336	40,106,832	589,163	1,278,058	4,389,372	68,688,217	45,224,503
244,773	8,572,453	6,746,720	51,116	324,230	417,877	13,078,621	10,402,288
3,400,938	52,183,883	33,360,112	550,581	953,828	3,971,495	55,609,596	34,822,216
710	12,520	11,038	5	14	835	14,863	12,566
-	-	-	1	4	14	2,294	1,794
710	12,520	11,038	4	10	821	12,569	10,772
1,510,651	20,316,138	15,298,160	215,913	365,232	1,633,413	20,520,216	15,267,445
31,093	929,652	769,886	6,902	39,583	48,617	1,645,185	1,352,960
1,479,558	19,386,486	14,528,274	209,695	325,649	1,584,796	18,875,031	13,914,485
7,603	133,987	87,883	198	272	1,824	51,187	34,522
300	42,094	31,590	29	58	164	25,441	19,407
7,303	91,893	56,294	179	214	1,660	25,746	15,115
252	2,028	1,354	9	45	816	8,359	6,436
-	-	-	1	11	25	5,088	4,315
252	2,028	1,354	9	34	791	3,271	2,121
-	-	-	-	-	-	-	-
-	-	-	-	-	-	-	-
-	-	-	-	-	-	-	-
69	1,540	711	8	12	54	675	298
-	-	-	-	-	-	-	-
69	1,540	711	8	12	54	675	298
1,125,386	114,831,923	102,286,222	148,636	443,446	1,493,911	149,434,772	133,841,076
570,737	92,245,080	82,606,910	15,909	214,298	761,229	120,360,090	108,420,049
554,649	22,586,843	19,679,313	137,497	229,148	732,682	29,074,682	25,421,027
4,380,290	77,577,055	65,054,298	123,296	400,128	6,017,755	102,397,100	85,473,221
47,656	19,116,546	16,749,329	2,074	34,551	65,700	27,005,309	23,650,244
4,332,634	58,460,509	48,304,969	122,776	365,577	5,952,055	75,391,791	61,822,977
20,056,844	252,488,553	197,658,418	1,617,357	5,547,816	26,786,289	489,324,506	346,162,854
321,324	70,078,485	60,547,067	42,175	374,478	492,541	115,586,319	99,385,437
19,735,520	182,410,068	137,111,352	1,594,115	5,173,338	26,293,748	373,738,187	246,777,417

Note : Based on the Treatment Month(excluding herbal medicine, including pharmacy in Treatment Days Treatment Amount and Benefit Amount

제VI-2표  
Table VI-2

298 질병분류별  
Benefits by Classification of 298

구 분 Division			65 ~ 69 세					70 세 ~	
			진료실인원수 Patients	입내원일수 Visits	요양급여일수 Reimbursed Days	진료비 Medical Expense	급여비 Benefit	진료실인원수 Patients	입내원일수 Visits
281	계	S.T	280,249	1,013,083	3,883,224	75,106,818	53,487,382	198,628	757,011
	입원	I.P	13,520	131,708	235,415	35,772,305	27,004,115	9,434	105,813
	외래	O.P	276,835	881,375	3,647,809	39,334,513	26,483,266	196,021	651,198
282	계	S.T	71,116	103,252	293,081	6,614,731	4,662,931	45,551	69,191
	입원	I.P	394	1,267	2,998	653,079	494,603	300	1,498
	외래	O.P	70,916	101,985	290,083	5,961,652	4,168,328	45,375	67,693
283	계	S.T	30,155	142,016	338,311	14,498,454	10,580,758	18,446	94,827
	입원	I.P	1,163	18,438	24,608	7,422,712	5,830,437	807	15,305
	외래	O.P	29,969	123,578	313,703	7,075,742	4,750,320	18,315	79,522
284	계	S.T	591	2,031	8,420	1,097,169	830,920	543	2,619
	입원	I.P	435	1,751	3,087	1,057,543	808,094	426	2,341
	외래	O.P	182	280	5,333	39,627	22,826	139	278
285	계	S.T	9,204	16,823	64,646	3,414,311	2,555,693	6,312	13,586
	입원	I.P	940	5,918	9,723	2,841,896	2,194,256	782	6,246
	외래	O.P	8,484	10,905	54,923	572,416	361,438	5,716	7,340
286	계	S.T	9	19	71	2,798	1,325	4	9
	입원	I.P	-	-	-	-	-	-	-
	외래	O.P	9	19	71	2,798	1,325	4	9
287	계	S.T	14,693	27,154	281,295	2,682,129	1,847,443	10,166	18,921
	입원	I.P	1,335	3,050	7,497	1,226,850	951,262	778	1,939
	외래	O.P	13,623	24,104	273,798	1,455,279	896,181	9,530	16,982
288	계	S.T	78,923	154,706	458,224	30,017,460	23,699,920	58,209	137,557
	입원	I.P	3,715	43,996	80,942	22,766,986	18,499,659	3,573	53,739
	외래	O.P	76,911	110,710	377,282	7,250,475	5,200,260	56,199	83,818
289	계	S.T	1,373	9,978	57,862	814,325	606,156	1,512	8,592
	입원	I.P	71	4,486	4,985	569,356	427,023	54	2,418
	외래	O.P	1,324	5,492	52,877	244,969	179,133	1,468	6,174
290	계	S.T	448,556	1,107,545	3,740,016	57,531,368	38,556,321	320,222	860,893
	입원	I.P	51,816	356,533	447,307	13,118,258	10,491,458	48,730	347,834
	외래	O.P	409,415	751,012	3,292,709	44,413,110	28,064,863	282,956	513,059
291	계	S.T	6	15	1,089	19,911	17,707	1	1
	입원	I.P	-	-	-	-	-	-	-
	외래	O.P	6	15	1,089	19,911	17,707	1	1
292	계	S.T	165,360	289,952	1,423,440	16,307,815	12,546,130	114,289	215,323
	입원	I.P	7,273	40,390	49,197	1,734,970	1,422,510	7,087	46,654
	외래	O.P	158,787	249,562	1,374,243	14,572,846	11,123,621	107,807	168,669
293	계	S.T	54	91	392	18,576	12,746	23	34
	입원	I.P	16	26	94	12,003	9,141	2	2
	외래	O.P	51	65	298	6,572	3,605	21	32
294	계	S.T	12	12	120	827	525	3	3
	입원	I.P	-	-	-	-	-	-	-
	외래	O.P	12	12	120	827	525	3	3
295	계	S.T	-	-	-	-	-	-	-
	입원	I.P	-	-	-	-	-	-	-
	외래	O.P	-	-	-	-	-	-	-
296	계	S.T	10	10	235	376	187	4	4
	입원	I.P	-	-	-	-	-	-	-
	외래	O.P	10	10	235	376	187	4	4
297	계	S.T	198,935	532,679	1,549,844	152,599,543	135,369,441	194,124	507,027
	입원	I.P	14,225	207,488	707,294	112,986,483	102,354,138	11,325	175,370
	외래	O.P	189,033	325,191	842,550	39,613,059	33,015,303	186,049	331,657
298	계	S.T	117,709	397,730	5,818,748	82,145,895	67,487,782	103,323	348,946
	입원	I.P	1,871	28,201	51,897	18,606,166	16,185,785	1,296	18,057
	외래	O.P	117,148	369,529	5,766,851	63,539,729	51,301,997	102,836	330,889
기타	계	S.T	1,269,328	4,795,992	24,547,458	459,349,125	332,435,844	873,312	3,526,517
	입원	I.P	44,386	423,610	549,526	134,294,529	114,844,686	45,897	464,098
	외래	O.P	1,244,842	4,372,382	23,997,932	325,054,595	217,591,158	846,412	3,062,419

주 : 진료일 기준 (한의원료 제외, 요양급여일수, 진료비와 급여비는 약국포함)

# 연령별 진료현황(총계) <계속>

## Disease Categories by Age(Total) <Cont'd>

(단위 : 명, 일, 천원)

Unit : Person, Day, KRW 1,000

74 세			75 세이상				
요양급여일수 Reimbursed Days	진료비 Medical Expense	급여비 Benefit	진료실인원수 Patients	입내원일수 Visits	요양급여일수 Reimbursed Days	진료비 Medical Expense	급여비 Benefit
2,917,129	56,609,142	40,792,577	360,665	1,368,060	5,270,347	99,597,492	71,399,088
178,670	28,057,725	21,291,653	18,381	189,148	306,515	46,379,674	35,161,202
2,738,459	28,551,417	19,500,925	353,323	1,178,912	4,963,832	53,217,817	36,237,886
203,921	4,489,309	3,223,403	61,860	101,087	317,652	7,300,555	5,353,079
3,112	669,857	520,545	682	3,509	7,381	1,980,902	1,521,123
200,809	3,819,452	2,702,857	61,436	97,578	310,271	5,319,655	3,831,956
229,708	10,437,554	7,835,278	26,613	164,021	393,249	20,202,961	15,368,599
20,235	5,990,739	4,817,011	1,656	40,502	52,027	13,391,491	10,686,972
209,473	4,446,815	3,018,267	26,190	123,519	341,222	6,811,468	4,681,627
9,651	1,381,507	1,073,421	1,910	10,634	35,168	5,830,086	4,449,277
4,031	1,349,761	1,054,291	1,594	9,864	16,623	5,721,274	4,385,144
5,620	31,746	19,130	393	770	18,545	108,813	64,133
48,818	3,654,476	2,770,433	8,792	27,095	79,708	9,644,926	7,404,092
9,957	3,274,523	2,527,094	1,792	17,418	25,590	9,094,194	7,052,262
38,861	379,953	243,339	7,349	9,677	54,118	550,733	351,833
13	1,011	522	10	22	311	3,183	1,717
-	-	-	1	1	1	548	439
13	1,011	522	9	21	310	2,634	1,278
179,102	1,829,799	1,321,988	16,039	35,435	287,260	3,753,241	2,781,819
4,832	960,514	756,189	1,306	4,711	9,057	2,391,046	1,838,803
174,270	869,286	565,800	14,906	30,724	278,203	1,362,193	943,014
452,033	32,107,837	25,374,200	77,373	243,011	867,149	70,192,968	55,901,830
95,144	26,162,907	21,081,891	7,453	126,343	217,697	59,738,210	48,164,524
356,889	5,944,929	4,292,309	72,892	116,668	649,452	10,454,760	7,737,304
54,656	619,527	468,445	3,982	26,257	161,326	2,079,267	1,542,705
2,801	328,929	255,520	202	13,414	14,671	1,356,134	1,010,944
51,855	290,597	212,925	3,802	12,843	146,655	723,133	531,760
2,845,794	42,672,806	28,942,425	528,471	2,033,254	5,111,102	74,156,774	52,290,812
428,121	11,734,238	9,362,076	158,153	1,368,509	1,566,177	31,645,570	25,301,525
2,417,673	30,938,567	19,580,349	394,866	664,745	3,544,925	42,511,201	26,989,286
1	25	2	3	157	171	14,088	12,329
-	-	-	1	155	155	14,027	12,302
1	25	2	2	2	16	60	27
987,743	11,843,289	9,241,472	180,603	485,746	1,669,341	25,981,358	20,569,277
53,853	2,026,583	1,664,876	27,269	246,321	267,199	11,914,782	9,654,664
933,890	9,816,706	7,576,596	154,781	239,425	1,402,142	14,066,577	10,914,612
180	5,585	3,418	25	35	279	8,353	5,642
33	1,321	962	3	9	20	4,702	3,622
147	4,265	2,456	22	26	259	3,651	2,019
70	322	232	1	1	255	451	322
-	-	-	-	-	-	-	-
70	322	232	1	1	255	451	322
-	-	-	-	-	-	-	-
-	-	-	-	-	-	-	-
-	-	-	-	-	-	-	-
18	114	52	3	3	7	118	72
-	-	-	-	-	-	-	-
18	114	52	3	3	7	118	72
1,358,295	133,762,069	117,640,855	457,266	1,149,765	2,410,173	242,000,389	205,705,775
571,649	92,827,546	84,518,342	20,549	326,630	811,073	146,620,202	131,931,014
786,646	40,934,523	33,122,513	441,918	823,135	1,599,100	95,380,186	73,774,762
4,640,085	51,269,308	40,440,563	177,130	575,597	7,281,995	61,403,064	45,028,764
33,702	8,036,506	6,791,067	2,169	44,297	60,259	9,575,226	7,716,213
4,606,383	43,232,802	33,649,496	175,785	531,300	7,221,736	51,827,838	37,312,551
19,315,541	381,590,629	283,622,234	1,418,094	7,040,855	36,737,300	1,023,506,414	800,085,221
582,644	149,097,003	127,501,072	214,576	2,444,087	2,904,432	656,306,762	554,154,246
18,732,897	232,493,626	156,121,162	1,270,831	4,596,768	33,832,868	367,199,653	245,930,975

Note : Based on the Treatment Month(excluding herbal medicine, including pharmacy in Treatment Days Treatment Amount and Benefit Amount

제VI-3표  
Table VI-3

질병소분류별 다빈도  
Benefits by Frequency

순위 Rank	상병 기호 I.C.D	상 병 명 Diseases	진료실인원수 Patients	입내원일수 Visits	요양급여일수 Reimbursed Days	진료비 Medical Expense	급여비 Benefit
1	U07	0 7 의 응 급 사 용	23,989,817	61,811,752	201,898,895	4,772,498,455	3,724,963,882
2	K05	치 은 염 및 치 주 질 환	18,117,779	38,599,493	70,740,926	2,028,110,053	1,417,164,960
3	J20	급 성 기 관 지 염	13,183,699	39,860,348	203,051,933	1,442,437,705	1,103,828,849
4	I10	본 태 성 ( 원 발 성 ) 고 혈 압	7,014,129	48,049,856	1,897,251,536	4,268,177,964	3,052,669,309
5	Z11	감염성및기생충성질환에대한특수선택검사	6,408,624	13,474,804	22,777,307	647,939,277	433,923,383
6	J30	혈 관 운 동 성 및 앨 러 지 성 비 염	6,215,219	14,389,604	113,363,358	548,290,817	404,219,455
7	K02	치 아 우 식	6,128,821	10,471,586	13,124,699	575,740,884	408,799,226
8	M54	등 통 증	5,559,515	23,634,395	114,660,009	1,341,706,546	959,054,767
9	J06	다발성및상세불명부위의급성상기도감염	5,123,887	9,071,989	46,600,691	338,028,158	261,707,453
10	K29	위 염 및 십 이 지 장 염	5,097,000	8,838,355	102,324,445	555,606,723	386,689,727
11	K21	위 - 식 도 역 류 병	4,876,451	10,035,058	170,496,279	718,757,395	496,970,719
12	J00	급 성 비 인 두 염 [ 감 기 ]	4,471,704	8,196,166	39,841,419	290,194,549	231,084,966
13	J02	급 성 인 두 염	4,380,556	7,769,186	36,568,988	291,408,808	226,521,081
14	L23	앨 러 지 성 점 촉 피 부 염	4,130,684	8,090,686	54,751,743	276,571,488	203,182,233
15	A09	감염성및상세불명기원의기타위장염및결장염	4,013,072	7,202,338	35,415,466	517,448,125	376,530,945
16	H10	결 막 염	3,929,986	6,496,110	25,615,155	304,005,656	220,434,839
17	Z20	전 염 성 질 환 에 점 촉 및 노 출	3,924,514	6,220,064	12,976,482	335,859,653	252,553,147
18	J03	급 성 편 도 염	3,587,653	6,402,164	31,133,705	245,760,146	186,744,856
19	K04	치 수 및 근 단 주 위 조 직 의 질 환	3,484,188	11,169,207	18,223,354	584,942,075	412,177,693
20	E11	2 형 당 뇨 병	3,351,380	22,970,595	848,115,235	2,979,822,150	2,079,437,642
21	M17	무 료 관 절 증	3,063,416	19,297,958	167,237,507	1,886,662,733	1,343,972,718
22	M79	달 리 분 류 되 지 않 은 기 타 연 조 직 장 애	2,904,970	6,716,583	39,160,812	278,373,238	196,927,391
23	E78	지 질 단 백 질 대 사 장 애 및 기 타 지 질 증	2,844,283	9,339,048	473,127,734	909,677,531	630,934,356
24	J01	급 성 부 비 동 염	2,693,491	6,515,980	35,644,329	250,078,350	187,438,041
25	H52	굴 절 및 조 절 의 장 애	2,628,692	3,836,440	10,725,086	262,752,694	184,711,812
26	H04	눈 물 계 통 의 장 애	2,584,740	4,649,849	26,392,554	306,586,357	218,237,740
27	R10	복 부 및 굴 반 통 증	2,578,957	3,995,761	28,955,423	483,451,950	304,962,086
28	J04	급 성 후 두 염 및 기 관 염	2,462,771	4,472,891	24,570,512	174,026,303	131,871,241
29	M75	어 깨 병 변	2,423,661	12,178,230	63,807,503	878,776,406	622,757,848
30	L50	두 드 러 기	2,261,879	4,446,791	43,655,242	177,390,536	125,245,990
31	S33	요추및골반의관절및인대의탈구, 염좌및긴장	2,161,867	6,250,434	26,217,524	333,004,786	235,930,780
32	S93	발목및발부위의관절및인대의탈구, 염좌및긴장	2,041,557	5,171,750	17,420,690	288,158,603	199,434,859
33	B35	백 선 증	2,028,315	4,926,299	40,227,676	223,511,401	160,609,919
34	M51	기 타 추 간 판 장 애	1,939,137	10,420,591	70,139,104	920,782,984	642,953,834
35	K03	치 아 경 조 직 의 기 타 질 환	1,928,604	2,876,154	4,515,136	156,600,104	109,856,814
36	K00	치 아 의 발 욱 및 맹 출 장 애	1,921,992	3,491,091	3,990,340	122,470,198	88,437,582
37	M48	기 타 척 추 병 증	1,844,458	11,520,546	93,228,562	967,896,410	694,440,696
38	K59	기 타 기 능 성 장 장 애	1,825,197	3,055,537	31,410,433	206,068,570	142,427,692
39	M65	윤 활 막 염 및 힘 줄 윤 활 막 염	1,779,289	5,104,091	26,554,298	246,609,590	173,163,762
40	J40	급성인지만성인지병시되지않은기관지염	1,754,928	3,334,572	20,247,507	149,302,045	108,980,417
41	H60	외 이 염	1,650,070	3,513,674	11,232,844	99,811,813	73,580,385
42	H00	맥 립 종 및 공 다 래 끼	1,631,006	2,744,074	11,293,627	124,977,559	88,885,532
43	N30	방 광 염	1,625,615	3,617,773	27,050,383	213,069,948	148,905,205
44	L30	기 타 피 부 염	1,552,994	2,802,143	22,411,519	118,485,892	80,108,599
45	S63	손목및손부위의관절및인대의탈구, 염좌및긴장	1,525,278	3,183,932	11,895,677	153,908,730	107,008,040
46	K08	치 아 및 지 지 구 조 의 기 타 장 애	1,513,582	4,063,486	7,967,880	1,669,269,994	1,172,849,842
47	M25	달 리 분 류 되 지 않 은 기 타 관 절 장 애	1,483,274	3,975,843	24,665,178	219,121,455	151,787,886
48	N40	전 립 선 증 식 증	1,435,681	6,423,886	256,438,329	718,427,963	485,405,409
49	J32	만 성 부 비 동 염	1,429,175	3,475,967	18,884,817	212,539,789	152,980,600
50	M77	기 타 골 부 착 부 병 증	1,401,782	4,812,524	24,974,205	220,770,331	153,606,130

주 : 진료일 기준 (한의원류 제외, 요양급여일수, 진료비와 급여비는 약국포함)

# 상병 진료현황(계)

of Disease(Total)

(단위 : 명, 일, 천원)

Unit : Person, Day, KRW 1,000

순위 Rank	상병 기호 I.C.D	상병명 Diseases	진료실인원수 Patients	입내원일수 Visits	요양급여일수 Reimbursed Days	진료비 Medical Expense	급여비 Benefit
51	K58	과민대장증후군	1,400,382	2,216,150	17,502,074	179,417,352	122,967,907
52	H16	각막염	1,371,788	2,539,980	10,741,535	149,431,807	104,800,682
53	K63	장외기타질환	1,362,124	1,993,420	14,878,400	692,046,476	460,809,208
54	Z46	기타장치의부착및조정을위하여보건서비스와접하고있는사람	1,308,323	1,866,301	2,082,893	123,116,158	87,875,822
55	L02	피부의농양, 종기 및 큰 종기	1,293,403	2,792,125	14,715,331	115,677,769	82,185,491
56	K01	매물치 및 매복치	1,291,989	2,620,379	6,486,059	184,840,362	123,882,553
57	H35	기타망막장애	1,247,048	2,968,933	28,413,334	581,582,700	434,671,502
58	L24	자극물접촉피부염	1,229,004	2,067,612	12,956,794	69,822,391	50,429,186
59	M47	척추증	1,217,229	5,512,379	30,053,283	383,201,173	275,524,625
60	H25	노년백내장	1,205,647	3,500,854	13,382,987	853,163,079	663,109,264
61	N76	질 및 외음부의기타염증	1,188,946	2,178,306	11,750,048	153,582,535	104,447,929
62	K52	기타비감염성위장염 및 결장염	1,154,686	1,679,562	8,713,008	79,596,163	57,001,060
63	M19	기타관절증	1,153,163	3,521,032	46,450,038	307,501,819	207,369,046
64	L03	연조직염	1,147,089	2,540,521	11,567,025	137,194,294	98,073,964
65	H81	전정기능장애	1,141,301	2,811,908	35,007,772	323,963,909	215,953,503
66	M81	병적골절이 없는 골다공증	1,122,658	3,267,768	102,378,073	311,000,663	213,880,090
67	R07	목구멍 및 가슴의통증	1,121,239	1,866,283	28,404,185	269,943,632	166,606,791
68	R51	두통	1,119,718	1,857,553	21,713,356	199,983,750	114,162,681
69	H40	녹내장	1,119,219	3,160,093	23,732,891	438,483,667	288,302,437
70	K07	치아열골이상 [ 부정교합 포함 ]	1,057,110	1,895,186	5,759,625	85,540,708	58,332,165
71	Z03	의심되는 질병 및 병태를 위한 의학적 관찰 및 평가	1,048,939	1,947,906	5,847,829	144,395,691	91,132,815
72	N72	자궁경부의염증성질환	1,047,476	1,826,392	9,220,797	142,704,914	96,798,216
73	M13	기타관절염	1,023,937	3,065,487	29,896,847	177,638,500	127,126,302
74	Z00	호소증상 및 보고된 진단명이 없는 사람의 일반적 검사 및 조사	993,553	1,075,298	5,710,074	56,762,691	37,445,674
75	H66	화농성 및 상열성 중이염	990,971	3,121,981	14,128,908	133,404,931	100,566,116
76	R42	어지럼증 및 어지럼	978,480	1,791,003	24,284,511	235,962,758	144,677,981
77	L20	아토피성피부염	968,939	2,295,750	19,777,744	176,250,260	140,277,556
78	M50	경추간판장애	963,887	4,580,012	25,778,107	337,103,504	234,089,180
79	F32	우울에피소드	931,432	7,328,674	130,821,493	557,225,241	422,054,090
80	S13	목부위의관절및인대의탈구, 염좌 및 긴장	928,175	2,408,946	9,031,629	121,223,878	85,196,475
81	J45	천식	858,884	2,630,142	42,160,781	229,692,947	159,193,321
82	J34	코 및 비동의기타장애	842,867	1,747,942	10,002,444	137,299,992	94,845,230
83	S83	무릎의관절및인대의탈구, 염좌 및 긴장	835,771	2,926,771	12,294,556	265,808,027	181,286,097
84	F41	기타불안장애	816,004	4,743,647	91,933,711	302,088,937	227,462,340
85	R50	기타및원인미상의열	815,324	1,300,843	4,304,583	137,884,201	101,205,897
86	K76	간의기타질환	814,087	1,332,217	23,469,431	162,889,961	109,536,270
87	L21	지루성피부염	810,341	1,607,300	12,285,204	56,648,024	40,508,738
88	S61	손목및손의열린상처	808,349	2,575,284	6,552,228	122,694,710	80,734,820
89	K12	구내염 및 관련 병변	797,324	1,278,437	5,247,592	43,479,958	31,804,921
90	J21	급성세기관지염	794,161	2,083,606	10,257,456	97,549,768	78,178,017
91	G47	수면장애	766,768	2,613,819	57,329,147	187,108,406	136,329,275
92	B00	헤르페스 바이러스 [ 단순 헤르페스 ] 감염	761,998	1,179,561	6,469,971	52,442,499	37,930,993
93	K30	기능성 소화불량	756,970	1,162,989	12,459,253	69,985,389	47,770,318
94	S02	두개골 및 안면골의골절	746,493	1,441,467	2,661,211	123,868,999	84,824,396
95	B37	칸디다증	710,847	1,244,144	6,775,789	82,754,509	57,826,009
96	I20	협심증	705,181	2,766,843	172,636,208	1,013,226,483	768,787,557
97	N95	폐경 및 기타 폐경 전후 장애	703,058	2,117,153	101,005,289	124,608,052	82,919,735
98	B02	대상포진	702,203	2,018,519	11,786,205	158,787,145	112,525,768
99	B34	상열성 부위의 바이러스 감염	683,119	1,319,869	4,189,911	96,877,477	70,353,849
100	K25	위궤양	676,754	1,390,307	21,542,191	160,921,307	114,486,455

Note : Based on the Treatment Month (excluding herbal medicine, including pharmacy in Treatment Days Treatment Amount and Benefit Amount)

제VI-3표  
Table VI-3

질병소분류별 다빈도  
Benefits by Frequency

순위 Rank	상병 기호 I.C.D	상 병 명 Diseases	진료실인원수 Patients	입내원일수 Visits	요양급여일수 Reimbursed Days	진료비 Medical Expense	급여비 Benefit
101	N93	기 타 이 상 자 궁 및 질 출 혈	675,460	1,050,351	4,855,610	134,185,972	87,849,385
102	S43	견갑대의관절및인대의탈구, 염좌및긴장	660,315	1,954,823	7,735,586	106,236,633	75,175,808
103	S23	흉곽의관절및인대의탈구, 염좌및긴장	658,537	1,133,208	5,341,660	56,563,752	39,499,840
104	J18	상 세 불 명 병 원 체 의 폐 렴	657,734	3,430,238	11,947,058	699,041,356	556,343,799
105	H61	외 이 의 기 타 장 애	646,525	952,745	2,439,697	41,388,765	29,787,198
106	K64	치 핵 및 항 문 주 위 정 맥 혈 전 증	625,670	1,763,765	11,396,695	269,720,432	198,714,870
107	000	기 타 갑 상 선 기 능 저 하 증	616,637	2,391,402	130,036,229	195,207,508	128,952,585
108	D25	자 궁 의 평 활 근 증	611,863	1,325,638	10,175,617	343,478,275	225,471,711
109	G43	편 두 통	596,171	1,323,976	20,817,797	112,376,006	71,966,147
110	R11	구 역 및 구 토	593,589	809,458	4,541,144	45,778,560	31,975,133
111	F00	알츠하이머병에서의치매(G30.~+)	590,978	23,560,563	126,720,503	2,215,695,007	1,651,366,520
112	L08	피부및피하조직의기타국소감염	586,274	1,025,865	5,223,995	37,321,190	26,650,777
113	H01	눈 껍 폴 의 기 타 증	583,335	966,143	4,147,377	52,781,854	36,745,610
114	G44	기 타 두 통 증 후 군	580,674	1,126,740	15,427,365	129,754,833	77,285,054
115	H11	결 막 의 기 타 장 애	568,720	840,179	3,427,410	54,448,084	37,675,659
116	N31	달리분류되지않은방광의신경근기능장애	567,991	1,594,089	52,559,174	150,863,725	102,275,101
117	Z29	기 타 예 방 적 조 치 의 필 요	564,626	837,585	1,274,099	75,064,755	61,607,835
118	R05	기 침	561,662	906,396	8,214,892	64,849,700	38,872,994
119	N64	유 방 의 기 타 장 애	545,145	715,049	2,653,102	91,294,828	56,742,703
120	T85	기타내부인공삽입장치,삽입물및이식편의합병증	538,256	706,763	1,115,360	53,819,206	40,097,530
121	J31	만 성 비 염 , 비 인 두 염 및 인 두 염	533,348	1,086,470	6,210,470	42,691,763	31,102,344
122	I63	뇌 경 색 증	520,828	8,920,840	133,791,432	1,927,879,420	1,462,509,302
123	L25	상 세 불 명 의 접 촉 피 부 염	512,364	860,095	5,414,057	29,004,829	20,816,861
124	A04	기 타 세 균 성 장 감 염	510,208	877,656	4,446,895	81,589,756	62,272,923
125	J10	확인된계절성인플루엔자바이러스에의한인플루엔자	509,007	713,241	3,221,270	55,240,263	44,384,033
126	M10	통 풍	508,102	1,859,746	55,733,870	120,140,877	81,112,534
127	S01	머 리 의 열 린 상 처	503,824	1,429,038	3,303,384	94,197,868	57,898,733
128	D12	결장, 직장, 항문및항문관의양성신생물	500,629	840,469	8,801,139	207,712,145	135,721,952
129	000	기 타 비 독 성 고 이 터	484,564	990,451	19,261,019	94,933,952	55,014,278
130	J22	상 세 불 명 의 급 성 하 기 도 감 염	482,713	946,699	5,258,199	33,640,188	25,389,362
131	N34	요 도 염 및 요 도 증 후 군	476,477	1,042,381	5,784,755	83,401,496	58,476,208
132	J38	달리분류되지않은성대및후두의질환	475,368	872,985	6,605,964	67,586,383	46,563,629
133	H26	기 타 백 내 장	469,762	1,090,874	5,354,338	307,157,466	220,394,009
134	N91	무 월 경 , 소 량 및 희 발 월 경	467,562	690,201	2,985,937	69,172,360	45,776,348
135	T14	상 세 불 명 의 신 체 부 위 의 손 상	464,561	831,396	2,700,159	43,096,389	28,252,019
136	H90	전 음 성 및 감 각 신 경 성 청 력 소 실	464,355	828,642	6,037,263	91,368,739	57,398,285
137	L04	급 성 림 프 절 염	461,321	736,830	3,545,525	31,480,466	22,506,836
138	000	상 세 불 명 의 당 뇨 병	449,737	2,280,719	83,582,622	341,399,412	236,853,375
139	D23	피 부 의 기 타 양 성 신 생 물	446,665	943,949	2,428,513	67,632,353	44,641,235
140	H36	달리분류된질환에서의망막장애	446,643	1,188,194	31,628,057	170,646,209	108,797,148
141	B07	바 이 러 스 사 마 귀	445,427	1,317,207	2,271,158	86,922,494	60,857,870
142	T15	외 안 의 이 물	442,775	630,980	1,785,144	40,037,807	28,087,236
143	B18	만 성 바 이 러 스 간 염	441,964	1,723,922	75,982,727	428,228,962	275,542,695
144	Z34	정 상 임 신 의 관 리	439,619	3,292,346	8,974,863	356,197,827	296,270,455
145	L28	만 성 단 순 태 선 및 가 려 움 발 진	438,813	927,435	8,617,397	43,469,928	29,374,015
146	H65	비 화 농 성 중 이 염	438,147	1,097,292	5,082,078	52,324,693	37,328,983
147	K75	기 타 염 증 성 간 질 환	429,062	1,100,840	27,825,734	172,353,174	120,891,458
148	N39	비 뇨 계 통 의 기 타 장 애	424,079	1,289,767	12,447,019	220,965,576	164,402,126
149	J36	편 도 주 위 농 양	418,576	754,790	3,590,383	34,865,197	25,756,967
150	L29	가 려 움	415,347	724,493	6,157,443	28,316,245	20,263,394

주 : 진료일 기준 (한의학분류 제외, 요양급여일수, 진료비와 급여비는 약국포함)



# 상병 진료현황(계) <계속>

of Disease(Total) <Cont'd>

(단위 : 명, 일, 천원)

Unit : Person, Day, KRW 1,000

순위 Rank	상병 기호 I.C.D	상 병 명 Diseases	진료실인원수 Patients	입내원일수 Visits	요양급여일수 Reimbursed Days	진료비 Medical Expense	급여비 Benefit
151	R73	혈 당 치 상 증	411,460	665,284	15,501,755	49,015,694	31,903,779
152	M62	근 육 의 기 타 장 애	407,665	1,019,930	4,688,042	51,945,113	36,923,407
153	S60	손 목 및 손 의 표 재 성 손 상	402,370	617,634	2,071,174	30,807,832	20,295,167
154	N92	과 다 , 빈 발 및 불 규 칙 월 경	401,181	589,975	2,162,925	64,247,147	41,897,456
155	C73	갑 상 선 의 악 성 신 생 물	398,399	1,780,359	113,601,310	371,071,501	298,639,402
156	S22	늑 골 , 흉 골 및 흉 추 의 골 절	397,403	2,090,660	11,880,071	271,872,620	193,913,813
157	F51	비 기 질 성 수 면 장 애	394,560	1,949,585	42,136,729	97,750,785	73,594,120
158	M53	달 리 분 류 되 지 않 은 기 타 등 병 증	394,510	1,220,049	5,384,740	75,198,387	53,705,112
159	S80	아 래 다 리 의 표 재 성 손 상	390,052	750,072	2,875,045	36,316,471	24,548,415
160	H93	달 리 분 류 되 지 않 은 귀 의 기 타 장 애	384,954	871,774	10,397,365	60,397,739	39,246,247
161	D50	철 결 핏 빈 혈	374,957	753,379	18,965,885	54,827,384	37,975,412
162	D24	유 방 의 양 성 신 생 물	374,164	684,006	2,066,897	89,685,393	54,416,258
163	S90	발 목 및 발 의 표 재 성 손 상	373,810	577,019	2,082,814	28,707,396	18,908,976
164	Z96	기 타 기 능 성 삽 입 물 의 존 재	373,560	1,075,854	4,614,930	86,081,097	59,495,662
165	S92	발 목 을 제 외 한 발 의 골 절	371,791	2,168,321	6,611,874	206,994,132	145,372,902
166	M72	섬 유 모 세 포 장 애	371,327	1,238,197	6,448,411	64,269,429	45,760,182
167	N63	유 방 의 상 세 불 명 의 덩 이	367,785	583,937	1,824,800	80,782,379	50,129,725
168	I67	기 타 뇌 혈 관 질 환	364,163	1,518,861	47,833,044	506,779,566	384,277,203
169	S00	머 리 의 표 재 성 손 상	363,913	565,685	1,411,954	32,063,192	20,384,676
170	B08	달리분류되지않은피부및점막병변이특징인기타바	363,658	780,223	2,546,386	40,573,389	34,625,345
171	L85	기 타 표 피 의 비 후	361,069	649,520	3,462,246	19,768,027	14,068,931
172	J11	바 이 러 스 가 확 인 되 지 않 은 인 플 루 엔 자	348,542	456,651	2,223,746	27,735,024	21,331,729
173	A08	바 이 러 스 성 및 기 타 명 시 된 장 감 염	347,254	573,357	2,404,467	42,572,573	34,855,129
174	R94	기 능 검 사 의 이 상 결 과	340,751	595,122	11,063,561	64,219,623	36,734,865
175	N94	여성생식기관및월경주기와관련된통증및기타병태	339,023	524,386	2,325,517	39,595,409	25,813,012
176	H19	달리분류된질환에서의공막및각막의장애	332,193	607,146	2,797,082	37,662,216	26,589,111
177	M76	발 을 제 외 한 다 리 의 골 부 착 부 병 증	331,291	859,543	4,093,783	36,014,794	24,948,923
178	F06	뇌손상, 뇌기능이상및신체질환에의한기타정신장	327,325	1,147,708	45,928,066	145,427,941	97,851,576
179	S62	손 목 및 손 부 위 의 골 절	325,013	1,881,321	4,949,625	166,678,589	116,329,526
180	J39	상 기 도 의 기 타 질 환	323,405	582,576	3,163,800	35,882,142	25,530,815
181	S53	팔꿈치의관절및인대의탈구, 염좌및 긴장	318,439	777,402	2,840,431	42,563,900	30,007,965
182	I11	고 혈 압 성 심 장 병	312,424	1,304,576	73,496,472	196,048,261	131,245,805
183	L84	티 눈 및 군 은 살	310,614	725,858	1,809,775	41,624,568	29,349,395
184	H02	눈 껍 찢 의 기 타 장 애	303,440	782,372	3,028,247	80,623,409	56,214,967
185	H91	기 타 청 력 소 실	302,878	729,187	5,008,472	79,706,913	49,356,100
186	N18	만 성 신 장 병	302,006	11,408,289	83,071,559	2,513,731,246	2,195,713,782
187	L72	피 부 및 피 하 조 직 의 모 낭	301,720	864,606	2,372,486	59,367,967	39,597,930
188	J37	만 성 후 두 염 및 후 두 기 관 염	300,323	591,771	4,830,024	30,955,857	21,194,193
189	J35	편 도 및 아 데 노 이 드 의 만 성 질 환	299,890	552,371	2,584,453	47,358,804	34,853,498
190	M23	무 료 의 내 부 장 애	298,888	1,306,747	10,461,658	180,566,873	125,566,544
191	N20	신 장 및 요 관 의 결 석	296,658	910,549	8,914,382	379,796,065	257,701,642
192	H43	유 리 체 의 장 애	294,403	474,837	3,097,121	67,530,564	47,495,521
193	R06	호 흡 의 이 상	291,139	585,550	5,916,291	95,750,898	61,118,807
194	R00	심 장 박 동 의 이 상	289,217	526,368	8,015,109	60,159,656	36,825,853
195	N60	양 성 유 방 형 성 이 상	287,472	475,031	1,634,100	57,643,320	32,916,419
196	R31	상 세 불 명 의 혈 노	283,601	627,694	6,726,110	78,557,033	45,768,873
197	Z71	달리분류되-의학적인고를위해보건서비스와접하	277,826	377,308	1,332,546	19,490,827	14,776,473
198	F68	기 타 전 신 증 상 및 징 후	274,215	340,697	1,219,132	13,034,224	8,492,807
199	L01	농 가 진	273,992	429,924	2,151,279	14,830,820	11,030,461
200	R91	폐 의 진 단 영 상 검 사 상 이 상 소 견	272,745	532,261	2,456,202	64,793,451	35,880,615

Note : Based on the Treatment Month (excluding herbal medicine, including pharmacy in Treatment Days Treatment Amount and Benefit Amount)

제VI-3표  
Table VI-3

질병소분류별 다빈도  
Benefits by Frequency

순위 Rank	상병 기호 I.C.D	상 병 명 Diseases	진료실인원수 Patients	입내원일수 Visits	요양급여일수 Reimbursed Days	진료비 Medical Expense	급여비 Benefit
201	S06	두 개 내 손 상	272,702	1,643,088	8,397,477	438,830,711	344,191,634
202	E05	갑 상 선 독 증 [ 갑 상 선 기 능 항 진 증 ]	264,813	1,285,818	44,998,595	109,899,683	66,225,709
203	I48	심 방 세 동 및 조 동	263,217	1,222,512	68,401,583	448,202,042	337,493,668
204	G31	달 리 분 류 되 지 않 은 신 경 계 통 의 기 타 퇴 행 성 질 환	262,520	873,266	34,276,959	89,390,355	65,470,803
205	R52	달 리 분 류 되 지 않 은 통 증	258,721	468,994	5,036,932	33,005,109	19,941,082
206	M43	기 타 변 형 성 등 병 증	258,017	1,220,287	13,253,692	172,516,550	121,953,562
207	J42	상 세 불 명 의 만 성 기 관 지 염	253,194	552,893	5,685,663	29,745,607	21,027,134
208	E55	비 타 민 D 결핍	251,889	435,306	16,101,515	31,157,153	20,332,409
209	L73	기 타 모 낭 장 애	250,996	537,135	5,178,600	23,232,348	16,126,689
210	I83	하 지 의 정 맥 류	250,683	647,563	11,825,960	69,490,313	49,886,044
211	I25	만 성 허 혈 심 장 병	250,212	890,630	58,201,433	373,334,404	285,361,039
212	M67	윤 활 막 및 힘 줄 의 기 타 장 애	250,191	563,705	2,566,577	39,199,270	27,321,699
213	I73	기 타 말 초 혈 관 질 환	250,073	612,713	19,987,250	63,812,507	45,881,882
214	N41	전 립 선 의 염 증 성 질 환	249,224	788,617	10,274,558	79,956,779	55,690,913
215	K80	담 석 증	248,289	1,287,232	16,358,270	554,549,765	402,059,257
216	L60	손 발 톱 장 애	241,572	658,273	2,500,995	28,612,903	19,382,387
217	S20	홍 부 의 표 재 성 손 상	241,018	362,509	1,804,207	21,283,297	14,093,784
218	C50	유 방 의 악 성 신 생 물	237,346	4,224,592	56,828,289	1,433,602,165	1,277,580,110
219	M15	다 발 관 절 증	236,667	686,160	14,690,897	52,264,401	34,495,836
220	S52	아 래 팔 의 골 절	233,902	2,128,392	6,996,954	317,585,972	228,291,740
221	J41	단 순 성 및 점 액 화 능 성 만 성 기 관 지 염	233,298	464,864	3,487,594	18,562,917	13,806,075
222	K26	십 이 지 장 궤 양	232,251	459,594	7,016,117	69,819,821	49,713,721
223	J98	기 타 호 흡 장 애	227,756	452,936	2,764,195	66,532,383	41,145,177
224	G56	팔 의 단 일 신 경 병 증	227,177	785,249	6,117,860	78,930,182	54,038,629
225	F43	심 한 스트 레 스 에 대 한 반 응 및 적 응 장 애	224,803	1,030,914	18,092,953	87,217,610	62,267,283
226	S91	발 목 및 발 의 열 린 상 처	219,348	623,023	1,681,710	28,885,541	19,664,503
227	R04	기 도 출 혈	219,338	414,272	1,919,878	45,963,961	31,791,408
228	K27	상 세 불 명 부 위 의 소 화 성 궤 양	215,893	405,072	4,873,123	22,035,443	15,846,480
229	S82	발 목 을 포 함 한 아 래 다 리 의 골 절	215,389	2,225,686	6,702,216	364,899,449	265,432,488
230	Z38	출 산 장 소 에 따 른 생 존 출 생	214,430	1,072,205	1,105,738	102,298,435	100,920,924
231	T16	귀 의 이 물	212,919	275,026	650,972	11,605,184	8,262,592
232	R60	달 리 분 류 되 지 않 은 부 종	212,612	405,779	6,414,613	35,112,855	22,510,710
233	S32	요 추 및 골 반 의 골 절	211,254	1,999,121	13,014,462	321,853,217	231,860,263
234	Z01	호 소 증 상 또 는 보 고 된 진 단 명 이 없 는 사 람 의 기 타 특 수 검 사	210,594	271,652	1,464,324	19,277,670	12,825,076
235	K31	위 및 십 이 지 장 의 기 타 질 환	209,043	413,010	5,247,909	62,668,314	40,860,604
236	E30	달 리 분 류 되 지 않 은 사 춘 기 의 장 애	200,423	1,012,382	1,851,065	106,173,162	59,670,021
237	E07	갑 상 선 의 기 타 장 애	196,623	303,078	5,493,185	27,953,288	18,259,001
238	A63	달 리 분 류 되 지 않 은 기 타 주 로 성 행 위 로 전 파 되 는 질 환	195,279	338,004	1,436,060	34,972,425	24,206,561
239	S81	아 래 다 리 의 열 린 상 처	193,573	673,723	1,735,352	34,208,289	23,279,120
240	D13	기 타 및 부 위 불 명 의 소 화 계 통 의 양 성 신 생 물	193,401	538,512	4,952,972	119,772,661	77,076,880
241	N86	자 궁 경 부 의 미 란 및 외 반	192,216	322,201	1,535,031	29,139,169	20,085,457
242	N80	자 궁 내 막 증	191,736	500,441	11,124,373	121,376,896	77,683,973
243	T23	손 목 및 손 의 화 상 및 부 식	190,046	639,486	1,251,909	49,256,873	34,427,943
244	L91	피 부 의 비 대 성 장 애	184,609	527,778	1,327,982	22,678,759	15,344,276
245	Z98	기 타 수 술 후 상 태	184,279	559,491	2,208,874	31,725,996	21,638,140
246	R19	소 화 계 통 및 복 부 의 기 타 증 상 및 징 후	180,037	288,636	2,052,624	31,592,809	18,781,444
247	L63	원 형 탈 포 증	177,601	846,441	2,794,279	38,191,697	25,505,060
248	J44	기 타 만 성 폐 색 성 모 질 환	175,362	992,876	22,162,745	177,350,016	123,969,762
249	M24	기 타 특 정 관 절 장 애	174,073	707,633	3,173,567	54,456,350	38,309,817
250	Z02	행 정 목 적 을 위 한 검 사	173,184	175,067	333,141	7,429,337	5,010,202

주 : 진료일 기준 (한의학분류 제외, 요양급여일수, 진료비와 급여비는 약국포함)

# 상병 진료현황(계) <계속>

of Disease(Total) <Cont'd>

(단위 : 명, 일, 천원)

Unit : Person, Day, KRW 1,000

순위 Rank	상병 기호 I.C.D	상 병 명 Diseases	진료실인원수 Patients	입내원일수 Visits	요양급여일수 Reimbursed Days	진료비 Medical Expense	급여비 Benefit
251	D34	갑 상 선 의 양 성 신 생 물	172,809	320,260	5,295,465	33,381,269	19,694,502
252	D64	기 타 심 장 부 정 맥	171,259	354,756	6,613,445	43,616,747	28,943,041
253	T78	달 리 분 류 되 지 않 은 유 해 작 용	171,097	310,614	3,863,412	29,752,994	18,637,248
254	K92	소 화 계 통 의 기 타 질 환	169,826	443,399	4,407,288	110,686,776	79,653,843
255	I50	심 부 전	169,241	1,105,526	29,042,119	313,779,041	236,471,101
256	Z39	분 만 후 관 리 및 검 사	167,694	274,580	999,178	12,682,982	5,585,543
257	N87	자 궁 경 부 의 이 형 성	167,368	395,112	1,985,854	45,816,873	27,104,786
258	K82	담 낭 의 기 타 질 환	167,198	333,326	3,319,018	71,526,762	45,824,234
259	D17	양 성 지 방 종 성 신 생 물	167,120	508,444	1,436,558	56,275,165	38,386,910
260	H50	기 타 사 시	164,774	347,796	675,762	44,908,730	29,914,462
261	S73	고 관 절 의 관 절 및 인 대 의 탈 구 , 염 좌 및 긴 장	163,072	380,593	1,632,399	19,476,547	13,857,802
262	I49	기 타 심 장 부 정 맥	161,947	477,734	18,526,171	106,394,963	80,242,870
263	C16	위 의 악 성 신 생 물	159,763	1,955,317	15,673,170	610,308,876	544,956,690
264	N73	기 타 여 성 골 반 염 증 질 환	156,233	319,394	1,827,381	32,604,885	22,204,015
265	L40	건 선	154,055	747,716	5,918,580	127,513,101	102,919,570
266	I87	정 맥 의 기 타 장 애	153,639	311,511	9,587,915	25,040,179	17,322,886
267	N10	급 성 세 뇨 관 - 간 질 신 장 염	153,358	702,484	3,353,153	147,522,835	110,919,160
268	J15	달 리 분 류 되 지 않 은 세 균 성 폐 렴	153,025	755,520	2,404,558	127,988,582	101,367,108
269	N97	여 성 불 임	152,965	1,258,428	4,460,318	237,289,906	158,201,467
270	N84	여 성 생 식 관 의 폴 립	152,717	307,246	1,550,910	57,659,499	36,940,801
271	F90	운 동 과 다 장 애	152,263	1,218,227	25,779,859	130,348,037	95,568,563
272	R22	피 부 및 피 하 조 직 의 국 소 적 부 기 , 종 과 및 덩 이	151,751	355,736	1,095,488	34,724,124	19,795,830
273	D27	난 소 의 양 성 신 생 물	150,469	369,790	2,639,680	107,152,519	71,335,899
274	M71	기 타 운 활 낭 병 증	149,739	432,363	2,415,123	30,840,105	21,716,381
275	K73	달 리 분 류 되 지 않 은 만 성 간 염	148,740	338,955	9,259,744	34,172,373	23,013,233
276	S05	눈 및 안 와 의 손 상	147,805	262,140	758,132	20,189,082	13,337,610
277	G40	뇌 전 증	147,501	792,410	40,153,961	195,992,613	141,169,362
278	I65	뇌 경 색 증 을 유발 하 지 않 은 뇌 전 동 맥 의 폐쇄 및 협착	146,404	509,816	26,139,155	133,286,621	91,904,238
279	R03	진 단 명 없 는 혈 압 수 치 이 상	145,056	191,175	1,907,562	8,816,647	5,530,073
280	G53	달 리 분 류 된 질 환 에 서 의 뇌 신 경 장 애	144,666	511,111	6,650,807	36,472,965	25,316,166
281	S46	어 깨 및 위 팔 부 위 의 근 육 및 힘 줄 의 손 상	142,247	800,093	3,691,566	85,871,993	61,939,348
282	K60	항 문 및 직 장 부 의 열 창 및 누 공	140,062	453,104	2,567,823	72,179,041	53,622,041
283	K06	잇몸 및 무 치 성 치 조 용 기 의 기 타 장 애	139,504	191,515	330,155	7,746,714	5,439,197
284	M70	사 용 , 과 용 및 압박 에 관 련 된 연 조 직 장 애	139,241	353,100	1,980,362	18,661,219	12,975,659
285	E86	용 적 고 갈	138,829	220,954	857,951	14,855,092	11,073,292
286	H68	귀 인 두 관 염 및 귀 인 두 관 폐 색	138,762	247,234	1,129,630	10,283,154	7,366,544
287	G25	기 타 추 체 외 로 및 운 동 장 애	138,198	427,212	17,507,478	43,641,019	28,664,709
288	M05	혈 청 검 사 양 성 류 마 티 스 관 절 염	137,548	960,586	39,850,980	282,299,044	250,754,376
289	E06	갑 상 선	136,008	365,405	17,039,674	32,887,084	20,302,379
290	R92	유 방 의 진 단 영 상 검 사 상 이 상 소 견	135,889	177,443	631,319	19,648,384	12,018,749
291	S50	아 래 팔 의 표 재 성 손 상	135,664	234,261	792,239	12,093,630	7,996,756
292	A60	항문생식기의헤르페스바이러스[단순헤르페스]감염	133,736	247,523	1,633,972	16,070,611	11,296,538
293	I21	급 성 심 근 경 색 증	131,468	703,789	36,054,181	549,333,432	466,920,375
294	N83	난 소 , 난 관 및 뇨 은 인 대 의 비 염 증 성 장 애	130,953	278,574	1,827,693	74,859,063	48,180,974
295	F31	양 극 성 정 동 장 애	130,513	1,598,917	26,244,362	163,903,084	119,270,758
296	T17	기 도 의 이 물	128,082	151,429	319,116	10,547,989	7,006,404
297	R55	실 신 및 허 탈	126,678	282,702	3,872,953	71,358,314	43,343,459
298	K62	항 문 및 직 장 의 기 타 질 환	124,467	232,894	1,678,027	36,728,854	25,676,115
299	K86	체 장 의 기 타 질 환	123,100	366,689	3,817,452	71,703,426	40,959,236
300	C61	전 립 선 의 악 성 신 생 물	123,015	1,372,884	27,017,398	464,835,881	417,400,052

Note : Based on the Treatment Month (excluding herbal medicine, including pharmacy in Treatment Days Treatment Amount and Benefit Amount)

제VI-3표  
Table VI-3

질병소분류별 다빈도  
Benefits by Frequency

순위 Rank	상병 기호 I.C.D	상 병 명 Diseases	진료실인원수 Patients	입내원일수 Visits	요양급여일수 Reimbursed Days	진료비 Medical Expense	급여비 Benefit
301	G45	일과성 뇌허혈발작 및 관련 증후군	122,834	427,159	19,022,236	118,407,369	75,083,510
302	R87	여성 생식기관검사의 이상 소견	122,598	220,318	1,127,315	26,016,788	16,075,677
303	L70	여드름	121,617	253,159	4,036,830	10,143,202	6,927,047
304	G20	파킨슨 병	121,576	3,997,649	35,692,100	515,011,843	432,658,689
305	R63	음식 및 수액 섭취에 관계된 증상 및 징후	120,900	210,471	1,590,866	16,922,586	10,604,729
306	N48	음경의 기타 장애	117,763	180,634	910,613	8,991,578	6,317,169
307	M06	기타 류마티스관절염	117,230	391,551	10,359,430	52,522,818	35,770,020
308	R12	속쓰림	116,608	190,266	2,649,996	13,462,283	9,030,875
309	Z48	기타외과적추치료를위하여보건의서비스와접하고있는	116,578	216,233	449,042	7,289,819	4,926,345
310	C34	기관지 및 폐의 악성 신생물	116,356	2,589,358	16,492,235	1,275,673,092	1,172,712,581
311	H33	망막 박리 및 망막 열공	115,749	308,432	1,790,134	81,945,201	57,133,085
312	S03	머리의 관절 및 인대의 탈구, 염좌 및 긴장	114,662	169,229	388,050	6,303,358	4,272,251
313	I70	죽상경화증	113,829	401,277	18,635,457	105,219,722	75,222,818
314	H53	시각 장애	112,667	205,752	1,444,384	28,332,576	15,636,903
315	D21	결합조직 및 기타연조직의 기타 양성 신생물	110,451	353,713	1,031,974	35,279,211	23,536,625
316	Z31	출산 관리	110,388	612,132	2,596,285	208,823,345	142,672,814
317	S30	복부, 아래 등 및 골반의 표재성 손상	109,928	186,985	842,769	13,409,724	8,971,938
318	M99	달리 분류되지 않은 생체역학적 병변	109,107	470,108	4,782,297	58,406,419	40,479,408
319	M22	무릎뼈의 장애	108,664	281,671	1,735,060	15,393,631	10,415,227
320	F20	조현병	108,206	3,923,273	29,811,766	399,892,948	328,831,518
321	F45	신체형 장애	107,180	479,446	9,647,493	30,347,441	21,811,804
322	S42	어깨 및 위팔의 골절	107,130	1,097,385	3,457,595	189,357,080	137,509,283
323	R62	기대되는 정상 생리학 발달의 결여	105,810	1,423,055	2,103,807	51,429,449	39,773,399
324	R25	이상 불수의 운동	105,627	223,556	6,321,584	26,222,198	15,655,881
325	S70	엉덩이 및 대퇴의 표재성 손상	105,559	188,183	792,135	10,907,635	7,457,241
326	K11	침샘의 질환	105,445	210,272	1,030,630	18,512,338	11,933,583
327	R09	순환계통 및 호흡계통의 기타 증상 및 징후	104,121	194,999	2,363,952	18,553,348	11,156,269
328	K70	알콜성 간 질환	101,750	509,260	11,628,469	135,428,281	99,260,262
329	G57	다리 의 단신경병증	101,705	299,761	2,030,186	20,293,065	14,071,341
330	K74	간의 섬유증 및 경변증	100,558	589,334	19,894,457	174,412,208	122,697,122
331	T00	여러 신체 부위를 침범한 표재성 손상	100,308	189,662	610,895	11,087,718	7,264,620
332	A49	상세 불명 부위의 세균 감염	100,285	210,847	1,051,881	23,472,033	17,775,388
333	S72	대퇴골의 골절	95,928	2,492,649	8,181,354	563,277,256	424,506,802
334	D18	모든 부위의 혈관 종 및 림프관 종	95,710	212,057	1,772,608	32,867,820	20,526,297
335	S86	아래 다리 부위의 근육 및 힘줄의 손상	95,025	461,276	1,419,110	43,727,693	31,291,162
336	J05	급성 폐색성 후두염 [크룹] 및 후두개염	94,020	192,401	872,569	16,778,680	13,687,196
337	U09	코로나 - 19 이 후 병태	93,876	175,786	1,155,629	15,545,315	10,582,731
338	R80	고립된 단백뇨	93,047	197,161	4,412,202	19,103,101	11,275,631
339	G51	안면 신경 부장애	92,435	435,852	4,505,790	55,957,033	35,543,476
340	T30	상세 불명 신체 부위의 화상 및 부식	91,722	229,337	575,278	13,321,479	9,141,055
341	N32	방광의 기타 장애	91,717	232,770	9,014,983	30,340,523	19,656,200
342	F34	지속성 기분 [정동] 장애	91,025	595,637	15,736,657	56,047,958	37,622,036
343	K35	급성 충수염	90,426	518,455	1,076,638	296,846,055	219,596,137
344	M16	고관절 증	90,284	342,348	3,046,709	50,977,147	36,794,717
345	C18	결장 의 악성 신생물	89,444	1,514,147	7,483,520	492,430,316	442,473,896
346	K14	혀의 질환	89,282	168,986	1,262,677	7,229,035	4,721,639
347	H57	눈 및 눈부속기의 기타 장애	89,222	137,750	711,348	10,900,620	6,849,411
348	M41	척주축만증	89,100	297,961	1,386,255	26,433,690	19,098,758
349	B36	기타 표재성 진균증	88,053	132,540	1,019,519	5,896,244	4,059,608
350	E22	뇌하수체 의 기능 항진	87,930	514,282	1,957,214	80,643,194	45,104,218

주 : 진료일 기준 (한의학 제외, 요양급여일수, 진료비와 급여비는 약국포함)

# 상병 진료현황(계) <계속>

of Disease(Total) <Cont'd>

(단위 : 명, 일, 천원)

Unit : Person, Day, KRW 1,000

순위 Rank	상병 기호 I.C.D	상 병 명 Diseases	진료실인원수 Patients	입내원일수 Visits	요양급여일수 Reimbursed Days	진료비 Medical Expense	급여비 Benefit
351	F48	기타 신경성 장애	87,844	208,501	3,616,525	11,202,694	7,797,761
352	M96	달리 분류되지 않은 처치 후 근격 장애	87,800	447,220	7,336,746	67,705,477	47,013,506
353	T22	손목 및 손을 제외 한 어깨와 팔의 화상 및 부식	86,991	326,626	653,296	21,471,118	14,668,343
354	S51	아래 팔의 열린 상처	86,649	275,904	690,937	14,491,900	9,808,707
355	Z51	기타의학적관리를위하여보건서비스와접하고있는사람	86,337	1,289,949	4,896,154	738,619,062	685,233,596
356	H92	귀통증 및 귀의 삼출액	85,915	120,643	498,220	5,291,705	3,141,512
357	N46	남성 불임	85,657	167,123	318,782	13,535,332	8,812,776
358	R93	기타 신체구조의 진단영상 검사상 이상 소견	85,360	143,878	943,091	23,094,923	12,844,007
359	H20	홍채섬모체염	84,370	326,349	1,649,102	22,718,462	14,707,497
360	N28	달리 분류되지 않은 신장 및 요관의 기타 장애	83,680	184,108	2,430,381	32,813,008	19,822,871
361	F33	재발성 우울 장애	82,787	730,745	13,684,109	55,194,106	41,325,713
362	E28	난소의 기능 이상	81,198	185,893	2,490,967	14,722,746	8,978,656
363	Z04	기타 이윤의 검사 및 관찰	80,626	101,745	610,710	5,569,407	3,008,174
364	G50	삼차신경의 장애	78,566	211,315	4,516,154	26,262,266	16,700,409
365	R35	다뇨	77,942	161,383	4,757,514	13,980,193	9,141,041
366	M60	근염	77,509	197,379	934,711	16,301,344	12,126,407
367	J47	기관지 확장증	76,988	263,599	6,212,719	41,089,537	26,355,150
368	C22	간 및 간내담관의 악성 신 생물	76,597	1,526,156	19,351,183	702,927,432	636,925,518
369	H34	망막혈관폐쇄	76,472	291,204	6,779,178	46,706,423	28,175,779
370	I88	비특이성 림프절염	75,200	134,549	632,360	14,649,236	10,104,958
371	S66	손목 및 손 부위의 근육 및 힘줄의 손상	74,552	440,897	1,149,041	52,193,471	37,615,873
372	M85	골밀도 및 구조의 기타 장애	74,165	155,812	10,268,822	17,120,864	10,097,514
373	S40	어깨 및 위팔의 표재성 손상	72,970	137,644	594,091	7,790,498	5,150,117
374	M20	손가락 및 발가락의 후천 변형	72,106	318,823	1,442,703	51,920,568	37,603,150
375	Z13	기타 질환 및 장애에 대한 특수 선별 검사	71,943	102,145	752,599	8,185,170	4,723,271
376	D35	기타 및 상세 불명의 내분비선의 양성 신 생물	71,082	317,171	6,861,905	80,357,526	61,530,187
377	000	기타 명시된 당뇨병	70,063	369,796	11,941,707	45,356,298	32,384,391
378	N71	자궁경부를 제외 한 자궁의 염증성 질환	69,766	126,333	650,759	10,266,102	6,996,511
379	R21	발진 및 기타 비특이성 피부 발진	69,371	103,312	1,010,011	6,406,284	3,839,825
380	K56	탈장이 없는 마비성 장폐색증 및 장폐색	68,708	310,985	1,409,491	92,228,958	70,177,001
381	A59	편모충증	68,509	108,682	608,982	6,575,644	4,492,610
382	H73	고막의 기타 장애	68,389	192,357	660,936	8,070,036	5,758,286
383	B30	바리셀 결막염	67,960	112,934	421,598	4,326,783	3,122,691
384	T24	발목 및 발을 제외 한 엉덩이 및 다리의 화상 및 부식	67,916	365,516	711,584	32,262,481	22,244,185
385	T63	독액성 동물과의 접촉의 독성 효과	66,512	87,431	311,195	6,355,979	4,423,391
386	R20	피부 감각의 장애	66,489	115,232	1,608,170	17,242,259	9,747,914
387	E87	수분, 전해질 및 산-염기 균형의 기타 장애	66,272	265,369	2,615,899	58,828,802	44,084,857
388	G30	알츠하이머 병	64,379	982,642	13,136,781	125,291,458	91,936,520
389	K57	장 의 개 설 병	63,501	239,285	1,296,597	65,812,167	47,349,322
390	M35	결핵 조직의 기타 전신 침범	63,498	343,848	12,889,626	64,363,375	54,387,104
391	N45	고환염 및 부고환염	63,372	156,435	1,221,881	15,884,768	10,894,788
392	F40	공포성 불안 장애	62,778	327,159	8,372,522	26,572,020	18,440,077
393	F10	알콜 사용에 의한 정신 및 행동 장애	62,499	1,749,387	7,034,274	171,533,194	128,595,455
394	Z32	임신 검 사	62,333	116,469	282,209	6,423,316	4,627,486
395	H15	공막의 장애	62,311	114,194	545,049	6,441,174	4,332,324
396	K61	항문 및 직장 부의 농양	62,298	260,640	1,063,452	47,965,765	36,658,971
397	M94	연골의 기타 장애	61,498	137,444	1,250,290	14,874,701	10,064,800
398	O80	단일 자 연 분 만	61,280	202,638	425,643	124,540,054	122,460,200
399	L80	백반증	60,929	937,720	1,828,459	67,550,557	45,459,892
400	S76	엉덩이 및 대퇴 부위의 근육 및 힘줄의 손상	60,548	200,630	680,325	14,065,079	10,107,530

Note : Based on the Treatment Month (excluding herbal medicine, including pharmacy in Treatment Days Treatment Amount and Benefit Amount)

제VI-3표  
Table VI-3

질병소분류별 다빈도  
Benefits by Frequency

순위 Rank	상병 기호 I.C.D	상 병 명 Diseases	진료실인원수 Patients	입내원일수 Visits	요양급여일수 Reimbursed Days	진료비 Medical Expense	급여비 Benefit
401	D69	자 반 및 기 타 출 혈 성 병 태	60,487	190,408	2,154,074	36,266,662	25,365,192
402	R56	달 리 분 류 되 지 않 은 경 련	60,036	188,033	3,678,585	55,451,710	40,541,324
403	M21	사 지 의 기 타 후 천 형	60,019	196,751	922,578	26,982,213	18,737,874
404	N77	달 리분류된 질환에서의외음질의괴양및염증	59,447	101,930	583,424	6,750,460	4,520,405
405	C20	직 장 의 악 성 신 생 물	58,308	971,300	4,727,890	311,306,613	280,982,175
406	I61	뇌 내 출 혈	58,076	2,679,633	12,784,975	576,146,968	466,089,234
407	R41	인지기능및각각에관련된기타증상및징후	57,992	137,742	5,501,269	24,529,903	14,194,405
408	K81	담 낭 염	57,951	321,676	1,688,613	131,489,061	95,347,947
409	G62	기 타 다 발 신 경 병 증	57,316	169,067	4,267,095	23,323,103	14,854,520
410	R79	혈 액 화 학 의 기 타 이 상 소 견	56,946	119,583	2,918,781	15,091,010	8,398,322
411	G81	편 마 비	56,843	6,145,073	9,088,791	729,925,588	559,558,947
412	Z47	기타정형외과적추적치료를위하여보건서비스와접하고	56,725	229,836	1,455,100	67,089,201	49,512,740
413	K13	임 술 및 구 강 점 막 의 기 타 질 환	56,611	92,390	481,355	4,484,657	2,770,714
414	H18	각 막 의 기 타 장 애	56,609	138,606	697,773	13,004,426	8,570,292
415	F03	상 세 불 명 의 치 매	56,411	852,584	9,198,023	100,609,764	71,512,715
416	K51	궤 양 성 대 장 염	55,934	329,344	13,341,295	118,212,505	104,357,865
417	A41	기 타 패 혈 증	55,080	1,032,401	1,326,435	279,777,175	226,126,386
418	I47	발 작 성 빈 맥	54,745	180,709	7,806,512	79,321,950	67,060,614
419	I66	뇌경색증을유발하지않은대뇌동맥의폐쇄및협착	54,719	214,817	10,234,783	53,352,453	35,091,139
420	M46	기 타 염 증 성 척 추 병 증	54,504	324,073	2,882,047	61,557,042	44,673,166
421	K20	식 도 염	54,378	113,726	2,937,423	13,153,894	7,995,276
422	N85	자궁경부를제외한자궁의기타비염증성장애	54,338	117,009	1,031,329	20,394,498	12,485,697
423	H69	귀 인 두 관 의 기 타 장 애	54,095	79,196	434,112	4,976,816	3,141,881
424	Q21	심 장 중 격 의 선 천 기 형	53,733	160,368	2,424,847	110,163,778	98,782,108
425	M80	병 적 골 절 을 동 반 한 골 다 공 증	53,266	202,469	6,630,518	30,676,270	20,361,165
426	M45	강 직 척 추 염	53,187	310,752	10,245,412	134,183,262	119,525,694
427	I42	심 근 병 증	52,379	325,437	14,293,463	140,328,643	122,894,135
428	G63	달 리분류된 질환에서의다발신경병증	52,361	192,688	8,449,445	33,024,933	22,437,965
429	E34	기 타 내 분 비 장 애	52,334	192,275	657,357	25,033,615	14,643,166
430	G58	기 타 단 일 신 경 병 증	51,309	112,176	904,173	8,214,266	5,652,267
431	P59	기타및상세불명의원인으로인한신생아황달	51,227	137,712	159,708	15,601,906	15,238,389
432	L98	달 리분류되지않은피부및피하조직의기타장애	50,769	141,851	641,488	14,435,164	9,575,732
433	L81	색 소 침 착 의 기 타 장 애	50,478	77,635	342,623	2,823,631	1,621,173
434	I51	심 장 병 의 불 명 확 한 기 록 및 합 병 증	50,408	115,331	4,358,026	23,825,847	16,252,864
435	J12	달 리분류되지않은바이러스폐렴	50,331	259,102	640,472	51,003,067	43,190,460
436	Z35	고 위험임신의관리	49,734	212,651	677,628	22,922,579	17,902,102
437	O34	골반기관의알려진또는의심되는이상에대한산모관리	49,169	300,420	630,133	98,225,442	84,117,056
438	O82	제 왕 절 개 에 의 한 단 일 분 만	49,168	259,888	427,661	103,123,795	89,372,322
439	L27	내 부로섭취된물질에의한피부염	48,974	93,962	656,078	5,177,998	3,656,684
440	J33	코 폴 립	48,549	155,666	1,348,300	25,056,601	15,871,319
441	K40	사 타 구 니 탈 장	48,269	235,918	630,383	85,768,864	65,257,927
442	R59	림 프 결 비 대	48,203	94,665	356,944	11,291,996	6,604,046
443	J84	기 타 간 질 성 폐 질 환	48,134	339,391	6,097,066	138,766,394	114,953,879
444	E89	달 리분류되지않은치후내분비및대사장애	48,051	139,324	13,064,944	15,061,693	9,022,888
445	K10	턱 의 기 타 질 환	47,955	118,076	460,736	9,859,835	6,613,410
446	E88	기 타 대 사 장 애	47,336	130,878	7,104,516	18,504,959	11,191,189
447	K71	독 성 간 질 환	46,751	121,949	2,363,633	16,725,778	11,891,260
448	D05	유 방 의 제 자 리 암 종	46,658	414,897	7,854,650	147,415,580	126,505,248
449	K83	담 도 의 기 타 질 환	46,555	230,461	2,565,183	88,196,207	67,482,867
450	Z94	이 식 된 기 관 및 조 직 의 상 태	46,181	492,425	16,067,230	370,366,405	331,325,390

주 : 진료일 기준 (한의학분류 제외, 요양급여일수, 진료비와 급여비는 약국포함)

# 상병 진료현황(계) <계속>

of Disease(Total) <Cont'd>

(단위 : 명, 일, 천원)

Unit : Person, Day, KRW 1,000

순위 Rank	상병 기호 I.C.D	상 병 명 Diseases	진료실인원수 Patients	입내원일수 Visits	요양급여일수 Reimbursed Days	진료비 Medical Expense	급여비 Benefit
451	T25	발 목 및 발 의 화 상 및 부 식	45,372	276,702	553,401	31,277,796	22,640,769
452	T20	머 리 및 목 의 화 상 및 부 식	45,105	164,554	295,045	19,721,407	14,325,720
453	E10	1 형 당 뇨 병	45,023	264,429	6,281,322	49,093,742	33,837,960
454	N17	급 성 신 부 전	44,813	367,971	2,547,886	128,216,820	100,010,336
455	Z22	감 염 성 질 환 의 보 군 자	44,335	134,236	2,479,378	8,262,186	7,582,368
456	O24	임 신 중 당 뇨 병	44,309	127,244	482,621	10,674,715	8,574,255
457	D06	자 궁 경 부 의 제 자 리 암 중	43,872	182,342	1,140,254	31,136,067	26,953,876
458	N02	재 발 성 및 지 속 성 혈 뇨	43,755	132,755	5,532,499	22,903,421	14,391,541
459	O02	기 타 비 정 상 적 수 태 부 산 물	43,586	115,551	375,871	20,766,205	15,273,953
460	R30	배 뇨 와 연 관 된 통 증	43,439	76,705	827,548	6,202,351	4,052,272
461	N13	폐 색 성 및 역 류 성 요 로 병 증	43,404	159,565	1,337,372	55,881,066	40,550,266
462	M40	척 주 후 만 증 및 척 주 전 만 증	43,385	147,540	1,145,695	16,163,151	11,408,391
463	C67	방 광 의 악 성 신 생 물	42,219	572,205	7,091,529	177,062,047	159,469,160
464	I35	비 류 마 티 스 성 대 동 맥 판 장 애	41,764	236,513	9,173,642	192,670,759	153,458,806
465	L71	주 사	41,717	105,003	1,563,643	4,980,125	2,899,930
466	G54	신 경 근 및 신 경 총 장 애	41,590	146,349	1,442,989	14,121,855	9,646,996
467	E50	비 타 민 A 결핍	41,409	64,751	1,276,236	3,150,355	2,218,344
468	Z95	심 장 및 혈 관 삽 입 물 및 이 식 편 의 존 재	40,973	148,990	10,745,391	39,428,774	26,169,589
469	O20	초 기 임 신 중 출 혈	40,935	89,753	189,711	9,606,148	7,904,041
470	H62	달 리 분 류 된 질 환 에 서 의 외 의 장 애	40,603	105,594	319,574	3,224,831	2,309,998
471	D32	수 막 의 양 성 신 생 물	40,426	313,117	4,057,467	100,920,017	90,892,133
472	F42	강 박 장 애	40,023	343,105	6,502,762	28,227,580	20,902,622
473	G93	뇌 의 기 타 장 애	39,893	358,094	1,719,417	71,702,399	54,858,140
474	R39	비 뇨 계 통 의 기 타 증 상 및 징 후	39,878	91,182	964,081	7,196,950	4,857,308
475	A64	상 세 불 명 의 성 매 개 질 환	39,877	70,170	365,443	6,722,314	4,621,101
476	C64	신 우 를 제 외 한 신 장 의 악 성 신 생 물	39,865	387,761	3,733,710	162,660,646	146,958,615
477	I95	저 혈	39,418	78,483	1,118,133	11,316,784	7,746,528
478	I69	뇌 혈 관 질 환 의 후 유 증	39,373	484,126	9,002,538	63,236,394	45,768,140
479	D37	구강및소화기관행동양식불명또는미상의신생물	39,188	122,699	1,026,570	29,972,497	23,565,222
480	K85	급 성 췌 장 염	38,913	267,010	2,240,375	82,522,094	60,319,938
481	E83	무 기 질 대 사 장 애	38,602	90,633	4,076,479	12,892,748	9,619,489
482	S31	복 부 , 아 래 등 및 골 반 의 열 린 상 처	38,443	94,855	223,245	6,270,009	4,548,363
483	M12	기 타 특 정 관 절 병 증	38,244	116,796	1,727,151	9,130,693	6,174,389
484	S09	머 리 의 기 타 상 세 불 명 의 손 상	38,098	74,264	195,029	8,273,402	5,184,708
485	G24	근 긴 장 이 상	38,042	94,798	2,621,670	12,284,959	7,604,432
486	L90	피 부 의 위 축 장 애	37,872	79,952	238,276	4,740,816	3,131,704
487	I89	림 프 관 및 림 프 절 의 기 타 비 감 염 성 장 애	37,834	108,517	2,345,163	11,410,480	7,918,825
488	ZZ	양 방 기 타	36,976	194,201	78,850,878	176,207,465	129,373,606
489	I71	대 동 맥 동 맥 류 및 박 리	36,898	232,262	6,891,183	186,137,497	158,138,829
490	D22	멜 라 닌 세 포 모 반	36,701	71,860	156,259	5,509,703	3,414,106
491	M87	골 괴 사	36,486	265,773	2,227,163	79,841,390	59,317,757
492	I60	지 주 막 하 출 혈	36,469	775,351	8,523,972	286,469,552	242,245,885
493	Q38	혀 , 입 및 인 두 의 기 타 선 천 기 형	36,116	55,115	95,082	3,520,673	2,984,761
494	R26	보 행 과 이 동 의 이 상	35,798	123,982	864,197	18,135,413	11,590,709
495	L65	기 타 비 흉 터 성 모 발 손 실	35,795	64,974	565,171	2,509,925	1,400,935
496	B98	다른장에서분류된질환의원인으로서의기타명시된감염체	35,677	48,397	1,112,897	3,905,457	2,573,685
497	E23	뇌 하 수 체 의 기 능 저 하 및 기 타 장 애	35,569	210,284	3,293,064	71,690,135	42,919,848
498	B88	기 타 감 염	35,548	53,372	479,552	4,362,020	3,109,284
499	O33	알 려 진 또 는 의 심 되 는 불 균 형 에 대 한 산 모 관 리	35,441	204,925	330,900	83,024,085	71,496,500
500	R47	달 리 분 류 되 지 않 은 언 어 장 애	35,385	342,872	860,170	14,095,908	9,069,113

Note : Based on the Treatment Month (excluding herbal medicine, including pharmacy in Treatment Days Treatment Amount and Benefit Amount)

제VI-3-1표  
Table VI-3-1

질병소분류별 다빈도  
Benefits by Frequency

순위 Rank	상병 기호 I.C.D	상 병 명 Diseases	진료실인원수 Patients	입내원일수 Visits	요양급여일수 Reimbursed Days	진료비 Medical Expense	급여비 Benefit
1	U07	U 0 7 의 응 급 사 용	10,877,239	27,141,027	87,636,815	2,154,064,307	1,685,949,039
2	K05	치 은 염 및 치 주 질 환	8,799,297	19,311,657	36,968,030	1,018,852,627	711,228,923
3	J20	급 성 기 관 지 혈 염	5,900,161	18,545,197	93,365,834	667,287,297	512,558,670
4	I10	본 태 성 ( 원 발 성 ) 고 혈 압	3,578,094	23,195,441	946,161,324	2,090,772,166	1,486,546,751
5	J30	혈 관 운 동 성 및 열 러 지 성 비 염	2,969,009	7,173,760	57,202,342	273,130,612	201,449,510
6	Z11	감염성및기생충성질환에대한특수선행검사	2,949,631	5,912,353	10,063,919	286,551,498	193,835,898
7	K02	치 아 우 식	2,888,722	4,940,704	6,303,825	274,272,859	194,778,637
8	M54	등 통 증	2,418,706	9,379,441	46,081,305	553,655,723	392,405,617
9	J06	다발성및상세불명부위의급성상기도감염	2,283,437	4,016,672	20,607,077	149,228,726	115,710,509
10	K29	위 염 및 십 이 지 장 염	2,074,992	3,528,444	43,198,913	235,288,446	163,003,526
11	K21	위 - 식 도 역 류 병	2,046,257	4,151,193	76,036,125	313,682,091	215,745,861
12	J00	급 성 인 두 염 [ 감 기 ]	2,031,198	3,705,744	17,849,886	131,099,931	104,501,388
13	J02	급 성 인 두 염	1,921,859	3,394,864	15,874,939	127,304,280	99,149,698
14	A09	감염성및상세불명기타위장염및결장염	1,892,070	3,386,398	16,518,614	231,314,477	169,133,040
15	E11	2 형 당 뇨 병	1,873,493	12,549,997	476,200,902	1,653,086,836	1,149,060,099
16	Z20	전 염 성 질 환 에 접 촉 및 노 출	1,820,968	2,832,384	5,760,634	153,312,266	115,396,079
17	K04	치 수 및 근 단 주 위 조 직 의 질 환	1,814,771	5,820,024	9,718,442	307,498,028	216,571,583
18	L23	열 러 지 성 접 촉 피 부 염	1,732,746	3,567,207	26,226,977	126,224,362	92,885,826
19	H10	결 막 염	1,638,452	2,684,735	10,170,107	121,330,070	88,137,797
20	J03	급 성 편 도 염	1,578,333	2,787,580	13,461,549	107,579,511	81,974,004
21	N40	전 립 선 증 식 증	1,435,681	6,423,886	256,438,329	718,427,963	485,405,409
22	J01	급 성 부 비 동 염	1,273,504	3,195,924	17,696,548	122,363,717	91,933,932
23	M79	달 리 분 류 되 지 않 은 기 타 연 조 직 장 애	1,222,374	2,660,866	14,384,187	108,689,292	76,837,025
24	H52	굴 절 및 초 절 의 장 애	1,172,691	1,710,139	4,487,717	112,808,934	79,333,580
25	E78	지 질 단 백 질 대 사 장 애 및 기 타 지 질 증	1,142,448	3,364,387	178,645,266	357,804,591	246,891,931
26	B35	백 선 증	1,112,967	2,595,581	22,005,887	119,954,464	85,893,219
27	S33	요추및골반의관절및인대의탈구, 염좌및긴장	1,097,600	2,996,748	12,750,390	163,853,808	115,376,276
28	M75	어 깨 병 변	1,082,465	5,096,667	27,652,698	387,379,938	273,678,938
29	J04	급 성 후 두 염 및 기 관 염	1,073,527	1,943,775	10,699,767	75,655,513	57,439,635
30	L50	두 드 러 기	984,972	1,986,447	20,537,731	79,573,790	56,397,136
31	K00	치 아 의 발 욱 및 맹 출 장 애	972,270	1,739,330	2,006,875	62,113,403	44,813,145
32	M17	무 료 관 절 증	966,103	5,207,079	46,793,914	452,373,426	316,870,076
33	S93	발목및발부위의관절및인대의탈구, 염좌및긴장	963,116	2,334,941	8,059,045	136,199,532	94,103,717
34	K03	치 아 경 조 직 의 기 타 질 환	932,770	1,407,286	2,286,358	79,613,029	55,768,977
35	M51	기 타 추 간 판 장 애	887,984	4,645,139	31,345,036	436,493,421	303,408,051
36	H04	눈 물 계 통 의 장 애	867,841	1,543,827	9,056,020	97,344,375	69,170,434
37	K59	기 타 기 능 성 장 장 애	836,487	1,423,302	14,641,082	97,943,308	67,597,244
38	R10	복 부 및 골 반 통 증	816,465	1,296,998	10,364,388	155,718,133	96,250,074
39	S63	손목및손부위의관절및인대의탈구, 염좌및긴장	794,838	1,605,253	5,829,777	80,805,549	55,973,125
40	K63	장 의 기 타 질 환	787,034	1,133,879	8,603,722	404,729,474	268,094,636
41	K08	치 아 및 지 지 구 조 의 기 타 장 애	768,461	2,024,387	4,028,706	814,385,398	571,702,570
42	J40	급 성 인 지 만 성 인 지 명 시 되 지 않 은 기 관 지 염	765,690	1,434,658	8,736,945	64,178,753	46,813,079
43	H60	외 이 염	742,469	1,622,886	5,081,689	46,358,142	34,106,654
44	M65	운 활 막 염 및 힘 줄 운 활 막 염	727,305	1,962,473	10,331,770	95,034,609	66,687,549
45	L30	기 타 피 부 염	717,282	1,360,478	11,877,352	60,768,909	41,023,678
46	M48	기 타 척 추 병 증	707,884	4,266,696	35,064,963	378,384,638	269,240,282
47	M77	기 타 골 부 착 부 병 증	676,638	2,282,398	12,194,159	105,179,633	73,130,072
48	J32	만 성 비 동 염	673,914	1,690,280	9,326,174	113,220,224	81,446,769
49	H00	맥 립 종 및 콩 다 래 끼	672,042	1,134,991	4,714,442	52,259,005	37,195,697
50	K58	과 민 대 장 증 후 군	665,239	1,059,459	8,557,044	88,999,568	60,923,938

주 : 진료일 기준 (한의분류 제외, 요양급여일수, 진료비와 급여비는 약국포함)



# 상병 진료현황(남자)

of Disease(Male)

(단위 : 명, 일, 천원)

Unit : Person, Day, KRW 1,000

순위 Rank	상병 기호 I.C.D	상 병 명 Diseases	진료실인원수 Patients	입내원일수 Visits	요양급여일수 Reimbursed Days	진료비 Medical Expense	급여비 Benefit
51	Z46	기타장치의부착및조정을위하여보건서비스와접하고있	655,149	941,647	1,049,246	60,414,623	43,061,461
52	M25	달 리 분 류 되 지 않 은 기 타 관 절 장 애	637,987	1,616,817	9,886,392	91,487,477	63,085,275
53	L02	피 부 의 농 양 , 충 기 및 큰 충 기	637,426	1,478,980	8,052,110	62,928,411	44,595,591
54	K01	매 물 치 및 매 복 치	624,299	1,241,123	3,075,640	88,593,270	59,276,956
55	L03	연 조 직 염	557,559	1,300,940	5,949,180	73,341,271	52,226,524
56	R07	목 구멍 및 가슴 의 통 증	545,609	915,997	14,387,134	138,415,019	85,618,133
57	K52	기 타 비 감 염 성 위 장 염 및 결 장 염	535,139	775,822	3,982,324	36,731,939	26,269,735
58	H35	기 타 망 막 장 애	530,354	1,353,760	12,884,862	284,726,741	217,526,462
59	H16	각 막 염	516,049	951,425	3,821,258	53,393,538	37,376,410
60	H40	녹 내 장	515,739	1,521,843	11,237,815	212,333,325	138,859,640
61	L24	자 극 물 접 촉 피 부 염	513,698	904,472	6,146,481	31,694,981	22,956,462
62	M47	척 추 증	512,841	2,154,918	11,789,986	160,587,366	114,666,129
63	Z03	의심되는질병및병태를위한의학적관찰및평가	503,567	939,478	3,193,985	73,191,235	46,989,321
64	H25	노 년 백 내 장	489,611	1,422,152	5,720,818	345,820,142	268,338,520
65	H66	화 능 성 및 상 세 불 명 의 중 이 염	479,319	1,556,273	7,053,328	64,705,021	49,034,930
66	K07	치 아 얼 굴 이 상 [ 부 정 교 합 포 함 ]	477,202	771,256	2,153,868	33,777,871	23,255,072
67	M10	통 풍	471,301	1,763,817	53,420,034	113,113,646	76,248,483
68	L21	지 루 피 부 염	455,681	931,392	7,547,648	34,114,200	24,437,437
69	S61	손 목 및 손 의 열 린 상 처	449,421	1,435,723	3,654,195	72,068,503	47,397,983
70	S83	무릎 의 관절 및 인 대 의 탈 구 , 염 좌 및 긴 장	445,325	1,563,020	6,209,238	160,796,643	108,723,446
71	M50	경 추 간 판 장 애	440,696	2,112,653	12,747,934	169,491,669	117,313,628
72	L20	아 토 피 성 피 부 염	439,801	1,143,865	10,702,179	108,064,682	87,406,005
73	R51	두 통	436,081	710,535	7,821,653	73,641,927	41,874,302
74	I20	협 심 증	429,397	1,661,318	107,663,224	672,857,229	516,516,717
75	S13	목부위의관절및인대의탈구,염좌및긴장	429,260	1,043,728	4,117,340	55,840,417	39,173,511
76	J34	코 및 비 동 의 기 타 장 애	423,813	919,643	5,403,192	79,317,918	54,598,551
77	M19	기 타 관 절 증	420,835	1,217,983	13,459,882	94,594,067	63,704,298
78	K76	간 의 기 타 질 환	415,567	696,023	13,796,128	85,432,302	57,627,100
79	N34	요 도 염 및 요 도 증 후 군	407,979	912,777	4,934,686	74,909,650	52,477,664
80	S02	두 개 골 및 안 면 골 의 골 절	406,122	821,302	1,565,075	81,839,485	56,025,554
81	J45	천 식	400,434	1,204,898	18,390,819	100,230,824	69,279,578
82	R50	기 타 및 원 인 미 상 의 열	383,985	607,129	1,976,136	65,339,495	48,222,711
83	J21	급 성 세 기 관 지 염	383,307	1,053,406	5,102,269	50,333,674	40,636,392
84	M13	기 타 관 절 염	374,769	1,054,405	9,993,956	59,818,445	42,624,605
85	H81	전 정 기 능 의 장 애	361,487	877,442	11,720,804	104,888,226	69,159,022
86	S43	견갑대의관절및인대의탈구,염좌및긴장	355,003	1,020,045	4,117,723	62,502,369	44,023,878
87	K12	구 내 염 및 관 련 병 변	349,100	560,809	2,218,781	19,669,696	14,378,102
88	R42	어 지 럼 증 및 어 지 림	340,055	630,546	9,291,708	87,784,199	52,851,596
89	G47	수 면 장 애	340,007	1,196,805	23,265,947	102,330,801	75,422,857
90	S23	흉곽의관절및인대의탈구,염좌및긴장	339,127	561,125	2,643,072	28,328,969	19,654,281
91	J18	상 세 불 명 병 원 체 의 폐 렴	328,286	1,835,447	6,339,820	409,478,114	326,865,823
92	H61	외 이 의 기 타 장 애	326,601	487,268	1,215,067	21,372,498	15,300,883
93	S01	머 리 의 열 린 상 처	325,944	946,301	2,149,072	63,553,051	38,867,687
94	K64	치 핵 및 항 문 주 위 정 맥 혈 전 증	324,266	916,092	5,928,797	138,452,913	102,027,702
95	K25	위 궤 양	321,792	658,960	10,657,059	86,145,707	61,310,364
96	Z00	호소증상및보고된진단명이없는사람의일반적검사및조	311,025	345,602	2,436,563	20,861,273	13,738,906
97	F41	기 타 불 안 장 애	309,834	1,825,076	35,930,132	116,784,749	87,570,126
98	B34	상 세 불 명 부 위 의 바 이 러 스 감 염	308,870	587,031	1,825,076	43,823,484	31,913,581
99	K30	기 능 성 소 화 불 량	308,800	476,033	5,349,447	29,606,873	20,108,723
100	F32	우 울 예 피 소 드	305,096	2,322,287	40,510,305	178,481,339	134,437,386

Note : Based on the Treatment Month (excluding herbal medicine, including pharmacy in Treatment Days Treatment Amount and Benefit Amount)

제VI-3-1표

Table VI-3-1

## 질병소분류별 다빈도

Benefits by Frequency

순위 Rank	상병 기호 I.C.D	상 병 명 Diseases	진료실인원수 Patients	입내원일수 Visits	요양급여일수 Reimbursed Days	진료비 Medical Expense	급여비 Benefit
101	I63	뇌 경 색 증	300,071	4,288,245	78,846,532	1,021,856,138	772,024,379
102	D12	결 장 , 직 장 , 항 문 및 항 문 관 의 양 성 신 생 물	291,852	487,822	5,127,848	123,678,382	80,521,931
103	T15	외 안 의 이	291,532	414,112	1,094,114	26,630,994	18,573,012
104	T85	기타내부인공삽입장치, 삽입물및이식편의합병증	289,439	390,590	640,767	32,252,642	24,026,348
105	J10	확인된계절성인플루엔자바이러스에의한인플루엔자	285,717	396,330	1,801,815	30,454,221	24,453,736
106	B00	헤르페스 바이러스 [ 단순 헤르페스 ] 감염	283,838	446,027	2,464,355	20,484,578	14,848,159
107	Z29	기 타 예 방 적 조 치 의 필 요	282,912	402,868	605,150	36,975,389	30,458,250
108	L08	피 부 및 피 하 조 직 의 기 타 국 소 감염	273,788	491,249	2,637,547	18,297,140	13,051,340
109	B02	대 상 포 진	273,276	806,022	4,810,211	63,791,271	45,039,968
110	E14	상 세 불 명 의 당 뇨 병	250,021	1,271,805	47,806,353	196,205,723	135,973,892
111	N41	전 립 선 의 염 증 성 질 환	249,224	788,617	10,274,558	79,956,779	55,690,913
112	R05	기	248,281	395,843	3,424,130	28,688,122	17,275,710
113	J31	만 성 비 염 , 비 인 두 염 및 인 두 염	247,303	511,544	3,001,485	20,285,830	14,749,102
114	H11	결 막 의 기 타 장 애	246,738	368,471	1,353,069	24,029,620	16,558,426
115	K75	기 타 염 증 성 간 질 환	244,531	619,736	15,959,197	96,588,563	66,952,632
116	B07	바 이 러 스 사 마 귀	243,039	749,341	1,331,334	50,976,412	35,649,906
117	B18	만 성 바 이 러 스 간 염	240,558	970,948	45,670,615	248,967,671	160,293,703
118	A04	기 타 세 균 성 장 감염	237,096	389,712	1,926,609	33,865,185	25,917,456
119	T14	상 세 불 명 의 신 체 부 위 의 손 상	236,372	422,818	1,353,210	22,919,856	15,008,971
120	N31	달 리분류되지 않은 방광 의 신 경 근 육 기능 장애	233,233	652,160	25,299,716	72,701,283	49,063,077
121	R11	구 역 및 구 토	229,407	313,181	1,695,565	17,320,924	12,277,075
122	H36	달 리분류된 질 환 에 서 의 망 막 장 애	222,148	592,840	15,238,833	88,837,498	55,898,919
123	D23	피 부 의 기 타 양 성 신 생 물	220,934	484,962	1,317,381	35,567,638	23,583,911
124	S60	손 목 및 손 의 표 재 성 손 상	220,722	333,012	1,098,680	16,868,410	11,057,033
125	H01	눈 껍 플 의 기 타 염 증	218,976	358,588	1,558,175	18,598,445	13,006,310
126	H90	전 음 성 및 감 각 신 경 성 청 력 소 실	218,744	391,272	2,855,185	43,186,371	26,803,348
127	G44	기 타 두 통 증 후 군	217,773	406,890	5,271,241	46,408,473	27,434,912
128	L28	만 성 단 순 태 선 및 가 려 움 발 진	217,397	496,131	5,085,399	24,287,279	16,392,441
129	J22	상 세 불 명 의 급 성 하 기 도 감염	216,495	426,253	2,334,379	14,996,200	11,338,191
130	L25	상 세 불 명 의 접 촉 피 부 염	215,331	374,961	2,524,714	12,976,041	9,411,330
131	S62	손 목 및 손 부 위 의 골 절	215,089	1,249,164	3,159,087	117,857,371	82,331,373
132	H65	비 화 농 성 중 이 염	207,111	531,558	2,453,778	25,123,637	17,966,789
133	S80	아 래 다 리 의 표 재 성 손 상	201,417	370,913	1,354,312	17,955,302	12,041,826
134	J38	달 리분류되지 않은 성 대 및 후 두 의 질 환	200,619	373,032	2,885,127	31,288,248	21,376,815
135	N20	신 장 및 요 관 의 결 석	196,638	598,762	6,373,897	260,170,237	176,298,440
136	S00	머 리 의 표 재 성 손 상	195,387	299,476	704,689	17,117,539	10,832,070
137	J11	바 이 러 스 가 확 인 되 지 않 은 인 플 루 엔 자	191,429	250,364	1,221,585	15,221,225	11,717,776
138	M62	근 육 의 기 타 장 애	189,158	452,029	2,058,274	25,751,331	18,275,365
139	B08	달리분류되지 않은 피부 및 점막병변이특징인기타바이러스	188,089	407,203	1,332,443	21,481,446	18,373,829
140	N18	만 성 신 장 병	186,058	6,587,658	50,282,295	1,463,020,501	1,277,947,119
141	J36	편 도 주 위 농 양	185,774	336,392	1,568,087	16,702,033	12,313,848
142	S22	늑 골 , 흉 골 및 흉 추 의 골 절	185,465	776,390	3,864,604	96,381,999	68,728,791
143	S90	발 목 및 발 의 표 재 성 손 상	185,185	286,956	1,019,940	14,514,343	9,538,005
144	R73	혈 당 치 상 승	184,638	298,003	7,192,072	22,869,574	14,923,968
145	H26	기 타 백 내 장	182,267	433,946	2,095,153	121,641,996	87,479,262
146	S53	팔꿈치 의 관절 및 인 대 의 탈 구 , 염 좌 및 긴 장	177,931	424,778	1,591,296	23,576,809	16,559,139
147	L04	급 성 림 프 절 염	174,840	278,942	1,337,795	12,376,323	8,902,512
148	G43	편 두 통	174,156	343,859	4,714,057	28,327,346	17,971,207
149	I25	만 성 허 혈 심 장 병	172,798	605,109	40,568,929	273,433,955	210,550,855
150	R94	기 능 검 사 의 이 상 결 과	172,373	300,213	5,950,010	33,152,510	18,893,497

주 : 진료일 기준 (한의원류 제외, 요양급여일수, 진료비와 급여비는 약국포함)

# 상병 진료현황(남자) <계속>

of Disease(Male) <Cont'd>

(단위 : 명, 일, 천원)

Unit : Person, Day, KRW 1,000

순위 Rank	상병 기호 I.C.D	상 병 명 Diseases	진료실인원수 Patients	입내원일수 Visits	요양급여일수 Reimbursed Days	진료비 Medical Expense	급여비 Benefit
151	M76	발 을 제 외 한 다 리 의 골 부 착 부 병 증	169,820	432,597	2,120,395	18,220,378	12,591,574
152	A08	바 이 러 스 성 및 기 타 명 시 된 장 감 염	169,155	283,581	1,160,904	21,265,569	17,583,158
153	F00	알 츠 하 이 머 병 에 서 의 치 매 ( G 3 0 . - + )	167,913	5,314,502	32,818,867	521,677,647	387,647,615
154	L72	피 부 및 피 하 조 직 의 모 낭 낭	163,887	502,298	1,402,812	34,370,430	22,875,064
155	M72	섬 유 모 세 포 장 애	163,564	530,064	2,771,253	31,697,784	22,686,551
156	I48	심 방 세 동 및 조 동	162,681	726,732	42,175,890	286,360,576	218,467,744
157	L29	가 려 움	162,594	301,443	3,017,305	11,324,466	8,109,194
158	H93	달 리 분 류 되 지 않 은 귀 의 기 타 장 애	162,069	373,634	4,660,740	25,644,484	16,656,018
159	M53	달 리 분 류 되 지 않 은 기 타 등 병 증	161,331	475,316	2,108,388	30,131,130	21,458,612
160	F51	비 기 질 성 수 면 장 애	160,672	789,405	17,119,908	39,309,233	29,468,713
161	L85	기 타 표 피 의 비 후	157,597	278,331	1,895,815	9,706,107	6,915,855
162	S92	발 목 을 제 외 한 발 의 골 절	156,585	916,139	2,605,736	97,162,774	68,473,364
163	L84	티 눈 및 곤 은 살	151,769	364,545	942,644	21,207,475	14,915,932
164	Z96	기 타 기 능 성 삼 입 물 의 존 재	144,421	422,621	1,667,337	32,189,307	22,200,049
165	I11	고 혈 압 성 심 장 병	143,698	565,305	33,497,167	88,086,831	58,498,978
166	S06	두 개 내 손 상	143,642	1,017,363	5,264,899	292,379,999	231,887,435
167	J39	상 기 도 의 기 타 질 환	143,202	260,735	1,411,168	17,135,962	12,132,626
168	R91	폐 의 진 단 영 상 검 사 상 이 상 소 견	142,932	282,812	1,390,232	36,383,641	20,357,996
169	J44	기 타 만 성 폐 색 성 폐 질 환	137,182	753,038	18,198,599	141,017,975	97,869,562
170	H91	기 타 청 력 소 실	136,488	327,126	2,184,876	36,110,984	22,352,079
171	M23	무 료 의 내 부 장 애	134,732	537,059	3,909,748	73,596,668	51,038,387
172	L01	농 가 진	134,613	214,125	1,089,756	7,479,104	5,575,760
173	I67	기 타 뇌 혈 관 질 환	132,205	509,591	17,254,522	163,279,617	122,048,233
174	R04	기 도 출 혈	131,611	251,009	1,127,941	27,578,964	19,218,627
175	R06	호 흡 의 이 상	130,875	257,843	2,452,613	43,193,710	27,907,051
176	K26	십 이 지 장 궤 양	130,684	261,107	4,153,810	44,116,321	31,572,279
177	J35	편 도 및 아 데 노 이 드 의 만 성 질 환	130,221	238,425	1,123,669	21,211,311	15,739,037
178	J37	만 성 후 두 염 및 후 두 기 관 염	128,794	255,509	2,214,602	13,555,196	9,168,047
179	S91	발 목 및 발 의 열 린 상 처	127,686	368,941	993,374	17,717,853	12,033,635
180	S20	흉 부 의 표 재 성 손 상	126,052	179,395	878,187	10,766,194	7,053,870
181	H19	달 리 분 류 된 질 환 에 서 의 공 막 및 각 막 의 장 애	123,706	228,650	1,061,795	13,560,838	9,544,899
182	L73	기 타 모 낭 장 애	123,637	284,879	2,905,005	13,461,380	9,359,604
183	C61	전 립 선 의 악 성 신 생 물	123,015	1,372,884	27,017,398	464,835,881	417,400,052
184	R31	상 세 불 명 의 혈 뇨	119,621	274,458	3,359,594	39,744,284	23,574,565
185	H02	눈 껍 풀 의 기 타 장 애	118,987	322,391	1,150,209	32,428,342	22,498,937
186	N48	음 경 의 기 타 장 애	117,763	180,634	910,613	8,991,578	6,317,169
187	K80	담 석 증	117,687	609,493	8,058,642	275,192,299	200,236,382
188	J98	기 타 호 흡 장 애	116,863	231,210	1,492,185	34,990,776	21,631,958
189	S81	아 래 다 리 의 열 린 상 처	115,498	399,529	1,028,782	20,601,481	13,908,123
190	J42	상 세 불 명 의 만 성 기 관 지 염	114,580	255,172	2,902,756	14,132,770	9,846,658
191	Z71	달 리 분 류 되 ~ 의 학 적 권 고 를 위 해 보 건 서 비 스 와 접 하고 있 는	113,638	156,351	594,354	8,508,306	6,463,124
192	L60	손 발 톱 장 애	113,473	325,566	1,188,869	14,187,104	9,617,529
193	T16	귀 의 이 물	113,156	145,092	332,236	6,143,296	4,359,031
194	M67	윤 활 막 및 힘 줄 의 기 타 장 애	110,955	247,124	1,060,745	17,216,469	12,022,229
195	H43	유 리 체 의 장 애	109,881	190,609	1,312,277	31,770,961	22,590,239
196	F06	뇌 손 상 . 뇌 기 능 이 상 및 신 체 질 환 에 의 한 기 타 정 신 장 애	109,234	441,704	14,960,666	54,814,827	36,940,678
197	Z38	출 산 장 소 에 따 른 생 존 출 생	108,882	544,759	562,485	52,038,647	51,333,271
198	C16	위 의 악 성 신 생 물	106,623	1,221,459	10,301,535	404,981,812	362,464,937
199	N39	비 뇨 계 통 의 기 타 장 애	105,997	323,416	2,799,731	55,935,895	42,447,708
200	R52	달 리 분 류 되 지 않 은 통 증	104,953	184,487	2,010,132	14,007,702	8,415,610

Note : Based on the Treatment Month (excluding herbal medicine, including pharmacy in Treatment Days Treatment Amount and Benefit Amount)

제VI-3-2표  
Table VI-3-2

질병소분류별 다빈도  
Benefits by Frequency

순위 Rank	상병 기호 I.C.D	상 병 명 Diseases	진료실인원수 Patients	입내원일수 Visits	요양급여일수 Reimbursed Days	진료비 Medical Expense	급여비 Benefit
1	U07	U 0 7 의 응 급 사 용	13,112,578	34,670,725	114,262,080	2,618,434,148	2,039,014,844
2	K05	치 은 염 및 치 주 질 환	9,318,482	19,287,836	33,772,896	1,009,257,426	705,936,037
3	J20	급 성 기 관 주 지 염	7,283,538	21,315,151	109,686,099	775,150,408	591,270,179
4	Z11	감염성 및 기생충성 질환에 대한 특수 선별 검사	3,458,993	7,562,451	12,713,388	361,387,780	240,087,485
5	I10	본 태 성 ( 원 발 성 ) 고 혈 압	3,436,035	24,854,415	951,090,212	2,177,405,798	1,566,122,558
6	J30	혈 관 운 동 성 및 앨 러 지 성 비 염	3,246,210	7,215,844	56,161,016	275,160,205	202,769,945
7	K02	치 아 우 식	3,240,099	5,530,882	6,820,874	301,468,025	214,020,590
8	M54	등 통 증	3,140,809	14,254,954	68,578,704	788,050,823	566,649,150
9	K29	위 염 및 십 이 지 장 염	3,022,008	5,309,911	59,125,532	320,318,277	223,686,201
10	J06	다 발 성 및 상 세 불 명 부 위 의 급 성 상 기 도 감 염	2,840,450	5,055,317	25,993,614	188,799,432	145,996,945
11	K21	위 - 식 도 역 류 병	2,830,194	5,883,865	94,460,154	405,075,304	281,224,858
12	J02	급 성 인 두 염	2,458,697	4,374,322	20,694,049	164,104,528	127,371,384
13	J00	급 성 비 인 두 염 [ 감 기 ]	2,440,506	4,490,422	21,991,533	159,094,617	126,583,578
14	L23	앨 러 지 성 접 촉 피 부 염	2,397,938	4,523,479	28,524,766	150,347,126	110,296,406
15	H10	결 막	2,291,534	3,811,375	15,445,048	182,675,586	132,297,042
16	A09	감염성 및 상 세 불 명 기 원 의 기 타 위 장 염 및 결 장 염	2,121,002	3,815,940	18,896,852	286,133,648	207,397,905
17	Z20	전 염 성 질 환 에 접 촉 및 노 출	2,103,546	3,387,680	7,215,848	182,547,388	137,157,069
18	M17	무 료 관 절 증	2,097,313	14,090,879	120,443,593	1,434,289,307	1,027,102,642
19	J03	급 성 편 도 염	2,009,320	3,614,584	17,672,156	138,180,635	104,770,852
20	R10	복 부 및 골 반 통 증	1,762,492	2,698,763	18,591,035	327,733,817	208,712,012
21	H04	눈 물 계 통 의 장 애	1,716,899	3,106,022	17,336,534	209,241,981	149,067,306
22	E78	지 질 단 백 질 대 사 장 애 및 기 타 지 질 증	1,701,835	5,974,661	294,482,468	551,872,941	384,042,426
23	M79	달 리 분 류 되 지 않 은 기 타 연 조 직 장 애	1,682,596	4,055,717	24,776,625	169,683,947	120,090,365
24	K04	치 수 및 근 단 주 위 조 직 의 질 환	1,669,417	5,349,183	8,504,912	277,444,047	195,606,110
25	N30	방 광	1,527,138	3,426,779	25,125,051	194,724,139	135,767,007
26	E11	2 형 당 뇨 병	1,477,887	10,420,598	371,914,333	1,326,735,315	930,377,543
27	H52	굴 절 및 조 절 의 장 애	1,456,001	2,126,301	6,237,369	149,943,760	105,378,232
28	J01	급 성 부 비 동 염	1,419,987	3,320,056	17,947,781	127,714,633	95,504,109
29	J04	급 성 후 두 염 및 기 관 염	1,389,244	2,529,116	13,870,745	98,370,790	74,431,605
30	M75	어 깨 병 변	1,341,196	7,081,563	36,154,805	491,396,468	349,078,910
31	L50	두 드 러 기	1,276,907	2,460,344	23,117,511	97,816,746	68,848,854
32	N76	질 및 외 음 부 의 기 타 염 증	1,188,946	2,178,306	11,750,048	153,582,535	104,447,929
33	M48	기 타 척 추 병 증	1,136,574	7,253,850	58,163,599	589,511,772	425,200,414
34	S93	발목 및 발 부 위 의 관절 및 인 대 의 탈 구 , 염좌 및 긴 장	1,078,441	2,836,809	9,361,645	151,959,072	105,331,142
35	S33	요 추 및 골 반 의 관절 및 인 대 의 탈 구 , 염좌 및 긴 장	1,064,267	3,253,686	13,467,134	169,150,978	120,554,504
36	M81	병 적 골 절 이 없 는 골 다 공 증	1,062,524	3,108,648	97,743,953	296,901,361	204,212,228
37	M65	운 활 막 염 및 힘 줄 운 활 막 염	1,051,984	3,141,618	16,222,528	151,574,981	106,476,212
38	M51	기 타 추 간 판 장 애	1,051,153	5,775,452	38,794,068	484,289,563	339,545,783
39	N72	자 궁 경 부 의 염 증 성 질 환	1,047,476	1,826,392	9,220,797	142,704,914	96,798,216
40	K03	치 아 경 조 직 의 기 타 질 환	995,834	1,468,868	2,228,778	76,987,074	54,087,836
41	J40	급 성 인 지 만 성 인 지 명 시 되 지 않 은 기 관 지 염	989,238	1,899,914	11,510,562	85,123,293	62,167,338
42	K59	기 타 기 능 성 장 장 애	988,710	1,632,235	16,769,351	108,125,263	74,830,448
43	H00	맥 립 증 및 공 다 래 끼	958,964	1,609,083	6,579,185	72,718,553	51,689,835
44	K00	치 아 의 발 욱 및 맹 출 장 애	949,722	1,751,761	1,983,465	60,356,795	43,624,437
45	B35	백 선	915,348	2,330,718	18,221,789	103,556,936	74,716,700
46	H60	외 이 염	907,601	1,890,788	6,151,155	53,453,671	39,473,732
47	H16	각 막 염	855,739	1,588,555	6,920,277	96,038,269	67,424,272
48	M25	달 리 분 류 되 지 않 은 기 타 관 절 장 애	845,287	2,359,026	14,778,786	127,633,977	88,702,611
49	L30	기 타 피 부 염	835,712	1,441,665	10,534,167	57,716,983	39,084,921
50	H81	전 정 기 능 의 장 애	779,814	1,934,466	23,286,968	219,075,682	146,794,482

주 : 진료일 기준 (한외분류 제외, 요양급여일수, 진료비와 급여비는 약국포함)

# 상병 진료현황(여자)

## of Disease(Female)

(단위 : 명, 일, 천원)

Unit : Person, Day, KRW 1,000

순위 Rank	상병 기호 I.C.D	상 병 명 Diseases	진료실인원수 Patients	입내원일수 Visits	요양급여일수 Reimbursed Days	진료비 Medical Expense	급여비 Benefit
51	J32	만 성 부 비 동 염	755,261	1,785,687	9,558,643	99,319,566	71,533,831
52	K08	치 아 및 지 지 구 조 의 기 타 장 애	745,121	2,039,099	3,939,174	854,884,596	601,147,272
53	K58	과 민 대 장 증 후 군	735,143	1,156,691	8,945,030	90,417,785	62,043,969
54	M19	기 타 관 절 증	732,328	2,303,049	32,990,156	212,907,752	143,664,748
55	S63	손목및손부위의관절및인대의탈구, 염좌및 긴장	730,440	1,578,679	6,065,900	73,103,181	51,034,914
56	M77	기 타 골 부 착 부 병 증	725,144	2,530,126	12,780,046	115,590,699	80,476,057
57	H35	기 타 망 막 장 애	716,694	1,615,173	15,528,472	296,855,959	217,145,040
58	H25	노 년 백 내 장	716,036	2,078,702	7,662,169	507,342,938	394,770,744
59	L24	자 극 물 접 촉 피 부 염	715,306	1,163,140	6,810,313	38,127,410	27,472,724
60	M47	척 추 증	704,388	3,357,461	18,263,297	222,613,807	160,858,496
61	N95	폐 경 및 기 타 폐 경 전 후 장 애	703,058	2,117,153	101,005,289	124,608,052	82,919,735
62	R51	두 통	683,637	1,147,018	13,891,703	126,341,823	72,288,379
63	Z00	호소증상및보고된진단명이없는사람의일반적검사및조	682,528	729,696	3,273,511	35,901,417	23,706,767
64	B37	칸 디 다 증	677,833	1,189,175	6,394,043	77,027,736	53,354,311
65	N93	기 타 이 상 자 궁 및 질 출 혈	675,460	1,050,351	4,855,610	134,185,972	87,849,385
66	K01	매 물 치 및 매 복 치	667,690	1,379,256	3,410,419	96,247,091	64,605,597
67	L02	피 부 의 농 양 , 종 기 및 큰 종 기	655,977	1,313,145	6,663,221	52,749,358	37,589,900
68	Z46	기타장치의부착및조정을위하여보건서비스와접하고있	653,174	924,654	1,033,647	62,701,536	44,814,362
69	M13	기 타 관 절 염	649,168	2,011,082	19,902,891	117,820,055	84,501,697
70	R42	어 지 럼 증 및 어 지 럼	638,425	1,160,457	14,992,803	148,178,559	91,826,385
71	F32	우 울 에 피 소 드	626,336	5,006,387	90,311,188	378,743,902	287,616,704
72	K52	기 타 비 감 염 성 위 장 염 및 결 장 염	619,547	903,740	4,730,684	42,864,224	30,731,326
73	D25	자 궁 의 평 활 근 증	611,863	1,325,638	10,175,617	343,478,275	225,471,711
74	H40	녹 내 장	603,480	1,638,250	12,495,076	226,150,342	149,442,798
75	L03	연 조 직 염	589,530	1,239,581	5,617,845	63,853,022	45,847,440
76	K07	치 아 열 굴 이 상 [ 부 정 교 합 포 함 ]	579,908	1,123,930	3,605,757	51,762,837	35,077,093
77	R07	목 구멍 및 가 슴 의 통 증	575,630	950,286	14,017,051	131,528,613	80,988,658
78	K63	장 의 기 타 질 환	575,090	859,541	6,274,678	287,317,002	192,714,572
79	Z03	의심되는질병및병태를위한의학적관찰및평가	545,372	1,008,428	2,653,844	71,204,456	44,143,494
80	N64	유 방 의 기 타 장 애	541,005	709,674	2,627,066	90,767,191	56,403,533
81	L20	아 토 피 성 피 부 염	529,138	1,151,885	9,075,565	68,185,579	52,871,551
82	M50	경 추 간 판 장 애	523,191	2,467,359	13,030,173	167,611,835	116,775,551
83	E03	기 타 갑 상 선 기 능 저 하 증	512,745	2,018,143	108,778,913	162,706,305	108,003,695
84	H66	화 농 성 및 상 세 불 명 의 중 이 염	511,652	1,565,708	7,075,580	68,699,910	51,531,186
85	F41	기 타 불 안 장 애	506,170	2,918,571	56,003,579	185,304,188	139,892,214
86	S13	목부위의관절및인대의탈구, 염좌및 긴장	498,915	1,365,218	4,914,289	65,383,461	46,022,964
87	B00	헤르페스바이러스[단순헤르페스] 감염	478,160	733,534	4,005,616	31,957,921	23,082,834
88	N91	무 월 경 , 소 량 및 희 발 월 경	467,562	690,201	2,985,937	69,172,360	45,776,348
89	J45	천 식	458,450	1,425,244	23,769,962	129,462,123	89,913,743
90	K12	구 내 염 및 관 련 병 변	448,224	717,628	3,028,811	23,810,262	17,426,819
91	K30	기 능 성 소 화 불 랑	448,170	686,956	7,109,806	40,378,516	27,661,595
92	Z34	정 상 임 신 의 관 리	439,619	3,292,346	8,974,863	356,197,827	296,270,455
93	R50	기 타 및 원 인 미 상 의 열	431,339	693,714	2,328,447	72,544,706	52,983,186
94	B02	대 상 포 진	428,927	1,212,497	6,975,994	94,995,874	67,485,800
95	G47	수 면 장 애	426,761	1,417,014	34,063,200	84,777,605	60,906,418
96	F00	알츠하이머병에서의치매(G30.-+)	423,065	18,246,061	93,901,636	1,694,017,360	1,263,718,905
97	G43	편 두 통	422,015	980,117	16,103,740	84,048,659	53,994,940
98	J34	코 및 비 동 의 기 타 장 애	419,054	828,299	4,599,252	57,982,074	40,246,679
99	J21	급 성 세 기 관 지 염	410,854	1,030,200	5,155,187	47,216,094	37,541,625
100	N92	과 다 , 빈 발 및 불 규 칙 월 경	401,181	589,975	2,162,925	64,247,147	41,897,456

Note : Based on the Treatment Month (excluding herbal medicine, including pharmacy in Treatment Days Treatment Amount and Benefit Amount)

제VI-3-2표  
Table VI-3-2

질병소분류별 다빈도  
Benefits by Frequency

순위 Rank	상병 기호 I.C.D	상 병 명 Diseases	진료실인원수 Patients	입내원일수 Visits	요양급여일수 Reimbursed Days	진료비 Medical Expense	급여비 Benefit
101	K76	간 의 기 타 질 환	398,520	636,194	9,673,303	77,457,659	51,909,171
102	E04	기 타 비 독 성 고 이 터	391,418	799,825	16,170,677	76,214,356	44,264,159
103	S83	무 료 의 관 절 및 인 대 의 탈 구 , 염 좌 및 긴 장	390,446	1,363,751	6,085,318	105,011,383	72,562,651
104	B34	상 세 불 명 부 위 의 바 이 러 스 감 염	374,249	732,838	2,364,835	53,053,993	38,440,267
105	D24	유 방 의 양 성 신 생 물	373,306	682,377	2,060,856	89,504,676	54,303,198
106	N63	유 방 의 상 세 불 명 의 덩 이	366,410	581,626	1,816,982	80,512,303	49,958,780
107	H01	눈 껍 찢 의 기 타 염 증	364,359	607,555	2,589,202	34,183,409	23,739,301
108	R11	구 역 및 구 토	364,182	496,277	2,845,579	28,457,635	19,698,058
109	G44	기 타 두 통 증 후 군	362,901	719,850	10,156,124	83,346,360	49,850,142
110	S61	손 목 및 손 의 열 린 상 처	358,928	1,139,561	2,898,033	50,626,207	33,336,837
111	K25	위 궤 양	354,962	731,347	10,885,132	74,775,600	53,176,092
112	L21	지 루 피 부 염	354,660	675,908	4,737,556	22,533,825	16,071,301
113	S02	두 개 골 및 안 면 골 의 골 절	340,371	620,165	1,096,136	42,029,515	28,798,842
114	N94	여성생식기관및월경주기와관련된통증및기타병태	339,023	524,386	2,325,517	39,595,409	25,813,012
115	N31	달 리분 류되 지않 은 방광 의 신 경 근 육 기 능 장 애	334,758	941,929	27,259,458	78,162,442	53,212,024
116	J18	상 세 불 명 병 원 체 의 폐 렴	329,448	1,594,791	5,607,238	289,563,242	229,477,976
117	H11	결 막 의 기 타 장 애	321,982	471,708	2,074,341	30,418,464	21,117,232
118	H61	외 이 의 기 타 장 애	319,924	465,477	1,224,630	20,016,267	14,486,315
119	S23	홍 락 의 관 절 및 인 대 의 탈 구 , 염 좌 및 긴 장	319,410	572,083	2,698,588	28,234,783	19,845,559
120	C73	갑 상 선 의 악 성 신 생 물	318,126	1,402,667	91,094,442	279,563,109	223,009,075
121	N39	비 뇨 계 통 의 기 타 장 애	318,082	966,351	9,647,288	165,029,681	121,954,418
122	R05	기 침	313,381	510,553	4,790,762	36,161,578	21,597,284
123	L08	피 부 및 피 하 조 직 의 기 타 국 소 감 염	312,486	534,616	2,586,448	19,024,051	13,599,437
124	S43	견 갑 대 의 관 절 및 인 대 의 탈 구 , 염 좌 및 긴 장	305,312	934,778	3,617,863	43,734,264	31,151,930
125	K64	치 핵 및 항 문 주 위 정 맥 혈 전 증	301,404	847,673	5,467,898	131,267,519	96,687,168
126	D50	철 결 핏 빈 혈	300,910	610,261	16,003,094	42,176,209	29,066,146
127	L25	상 세 불 명 의 접 촉 피 부 염	297,033	485,134	2,889,343	16,028,788	11,405,531
128	H26	기 타 백 내 장	287,495	656,928	3,259,185	185,515,470	132,914,747
129	N60	양 성 유 방 형 성 이 상	286,835	473,984	1,629,703	57,533,979	32,856,104
130	L04	급 성 림 프 절 염	286,481	457,888	2,207,730	19,104,143	13,604,324
131	J31	만 성 비 염 , 비 인 두 염 및 인 두 염	286,045	574,926	3,208,985	22,405,932	16,353,242
132	Z29	기 타 예 방 적 조 치 의 필 요	281,714	434,717	668,949	38,089,365	31,149,585
133	I20	협 심 증	275,784	1,105,525	64,972,984	340,369,254	252,270,841
134	J38	달 리분 류되 지않 은 성 대 및 후 두 의 질 환	274,749	499,953	3,720,837	36,298,134	25,186,814
135	A04	기 타 세 균 성 장 감 염	273,112	487,944	2,520,286	47,724,572	36,355,466
136	J22	상 세 불 명 의 급 성 하 기 도 감 염	266,218	520,446	2,923,820	18,643,987	14,051,171
137	L29	가 려 움	252,753	423,050	3,140,138	16,991,779	12,154,200
138	R68	기 타 전 신 증 상 및 징 후	250,087	307,030	1,026,624	9,951,953	6,376,789
139	T85	기타내부인공삽입장치,삽입물및이식편의합병증	248,817	316,173	474,593	21,566,565	16,071,183
140	H90	전 음 성 및 감 각 신 경 성 청 력 소 실	245,611	437,370	3,182,078	48,182,369	30,594,937
141	C50	유 방 의 악 성 신 생 물	236,531	4,213,024	56,630,438	1,429,623,719	1,273,954,712
142	F51	비 기 질 성 수 면 장 애	233,888	1,160,180	25,016,821	58,441,552	44,125,407
143	M53	달 리분 류되 지않 은 기 타 등 병 증	233,179	744,733	3,276,352	45,067,257	32,246,499
144	J36	편 도 주 위 농 양	232,802	418,398	2,022,296	18,163,164	13,443,119
145	I67	기 타 뇌 혈 관 질 환	231,958	1,009,270	30,578,522	343,499,949	262,228,970
146	H65	비 화 능 성 중 이 염	231,036	565,734	2,628,300	27,201,056	19,362,194
147	Z96	기 타 기 능 성 삽 입 물 의 존 재	229,139	653,233	2,947,593	53,891,790	37,295,613
148	T14	상 세 불 명 의 신 체 부 위 의 손 상	228,189	408,578	1,346,949	20,176,534	13,243,048
149	R73	혈 당 치 상 승	226,822	367,281	8,309,683	26,146,120	16,979,812
150	D23	피 부 의 기 타 양 성 신 생 물	225,731	458,987	1,111,132	32,064,715	21,057,324

주 : 진료일 기준 (한의학분류 제외, 요양급여일수, 진료비와 급여비는 약국포함)

# 상병 진료현황(여자) <계속>

of Disease(Female) <Cont'd>

(단위 : 명, 일, 천원)

Unit : Person, Day, KRW 1,000

순위 Rank	상병 기호 I.C.D	상 병 명 Diseases	진료실인원수 Patients	입내원일수 Visits	요양급여일수 Reimbursed Days	진료비 Medical Expense	급여비 Benefit
151	H36	달 리 분 류 된 질 환 에 서 의 망 막 장 애	224,495	595,354	16,389,224	81,808,710	52,898,228
152	J10	확인된게절성인플루엔자바이러스에의한인플루엔자	223,290	316,911	1,419,455	24,786,043	19,930,297
153	H93	달 리 분 류 되 지 않 은 귀 의 기 타 장 애	222,885	498,140	5,736,625	34,753,254	22,590,229
154	L28	만 성 단 순 태 선 및 가 려 움 발 진	221,416	431,304	3,531,998	19,182,649	12,981,574
155	I63	뇌 경 색 증	220,757	4,632,595	54,944,900	906,023,281	690,484,923
156	M62	근 육 의 기 타 장 애	218,507	567,901	2,629,768	26,193,782	18,648,042
157	F06	뇌손상, 뇌기능이상및신체질환에의한기타정신장애	218,091	706,004	30,967,400	90,613,114	60,910,897
158	S92	발 목 을 제 외 한 발 의 골 절	215,206	1,252,182	4,006,138	109,831,359	76,899,538
159	S22	늑 골 , 흉 골 및 흉 추 의 골 절	211,938	1,314,270	8,015,467	175,490,622	125,185,021
160	D12	결 장 , 직 장 , 항 문 및 항 문 관 의 양 성 신 생 물	208,777	352,647	3,673,291	84,033,762	55,200,021
161	H19	달 리 분 류 된 질 환 에 서 의 공 막 및 각 막 의 장 애	208,487	378,496	1,735,287	24,101,377	17,044,212
162	M72	섬 유 모 세 포 장 애	207,763	708,133	3,677,158	32,571,645	23,073,632
163	L85	기 타 표 피 의 비 후	203,472	371,189	1,566,431	10,061,920	7,153,075
164	B07	바 이 러 스 사 마 귀	202,388	567,866	939,824	35,946,082	25,207,964
165	B18	만 성 바 이 러 스 간 염	201,406	752,974	30,312,112	179,261,291	115,248,992
166	E14	상 세 불 명 의 당 뇨 병	199,716	1,008,914	35,776,269	145,193,689	100,879,483
167	E55	비 타 민 D 결핍	196,425	339,480	12,577,513	23,631,918	15,303,087
168	N86	자 궁 경 부 의 미 란 및 외 반	192,216	322,201	1,535,031	29,139,169	20,085,457
169	N80	자 궁 내 막 증	191,736	500,441	11,124,373	121,376,896	77,683,973
170	S80	아 래 다 리 의 표 재 성 손 상	188,635	379,159	1,520,733	18,361,169	12,506,588
171	S90	발 목 및 발 의 표 재 성 손 상	188,625	290,063	1,062,874	14,193,053	9,370,971
172	E05	갑 상 선 독 증 [ 갑 상 선 기 능 항 진 증 ]	186,931	908,062	30,515,167	76,151,769	45,933,496
173	R00	심 장 박 동 의 이 상	185,175	337,649	5,118,167	37,445,519	22,789,568
174	K75	기 타 염 증 성 간 질 환	184,531	481,104	11,866,537	75,764,611	53,938,826
175	H43	유 리 체 의 장 애	184,522	284,228	1,784,844	35,759,603	24,905,282
176	H02	눈 껍 플 의 기 타 장 애	184,453	459,981	1,878,038	48,195,067	33,716,030
177	G31	달 리 분 류 되 지 않 은 신경계통의기타퇴행성질환	184,005	604,723	24,181,886	61,276,762	44,905,817
178	S60	손 목 및 손 의 표 재 성 손 상	181,648	284,622	972,494	13,939,422	9,238,134
179	J39	상 기 도 의 기 타 질 환	180,203	321,841	1,752,632	18,746,180	13,398,189
180	A08	바 이 러 스 성 및 기 타 명 시 된 장 감 염	178,099	289,776	1,243,563	21,307,004	17,271,972
181	S01	머 리 의 열 린 상 처	177,880	482,737	1,154,312	30,644,818	19,031,045
182	B08	달 리 분 류 되 지 않 은 피부및점막병변이특징인기타바이러스	175,569	373,020	1,213,943	19,091,943	16,251,516
183	I83	하 지 의 정 맥 류	173,991	435,591	8,534,556	44,304,065	31,696,847
184	J37	만 성 후 두 염 및 후 두 기 관 염	171,529	336,262	2,615,422	17,400,661	12,026,146
185	J35	편 도 및 아 데 노 이 드 의 만 성 질 환	169,669	313,946	1,460,784	26,147,493	19,114,461
186	I11	고 혈 압 성 심 장 병	168,726	739,271	39,999,305	107,961,430	72,746,827
187	S00	머 리 의 표 재 성 손 상	168,526	266,209	707,265	14,945,653	9,552,606
188	R94	기 능 검 사 의 이 상 결 과	168,378	294,909	5,113,551	31,067,113	17,841,368
189	M43	기 타 변 형 성 등 병 증	168,130	821,436	9,247,971	118,347,092	83,752,921
190	Z39	분 만 후 관 리 및 검 사	167,694	274,580	999,178	12,682,982	5,585,543
191	N87	자 궁 경 부 의 이 형 성	167,368	395,112	1,985,854	45,816,873	27,104,786
192	H91	기 타 청 력 소 실	166,390	402,061	2,823,596	43,595,929	27,004,020
193	Z71	달 리 분 류 되 -의학적관고를위해보건서비스와접하고있는	164,188	220,957	738,192	10,982,521	8,313,349
194	M23	무 료 의 내 부 장 애	164,156	769,688	6,551,910	106,970,205	74,528,158
195	R31	상 세 불 명 의 혈 뇨	163,980	353,236	3,366,516	38,812,749	22,194,307
196	E30	달 리 분 류 되 지 않 은 사 춘 기 의 장 애	161,600	836,322	1,489,285	89,193,356	50,057,434
197	M15	다 발 관 절 증	161,481	485,879	11,277,185	39,959,216	26,296,380
198	M76	발 을 제 외 한 다 리 의 골 부 치 부 병 증	161,471	426,946	1,973,388	17,794,416	12,357,349
199	R06	호 흡 의 이 상	160,264	327,707	3,463,678	52,557,188	33,211,756
200	L84	티 눈 및 굳 은 살	158,845	361,313	867,131	20,417,093	14,433,463

Note : Based on the Treatment Month (excluding herbal medicine, including pharmacy in Treatment Days Treatment Amount and Benefit Amount)

제VI-4표  
Table VI-4

질병소분류별 입원 다빈도  
Inpatient Benefits by Frequency

순위 Rank	상병 기호 I.C.D	상 병 명 Diseases	진료실인원수 Patients	입내원일수 Visits	요양급여일수 Reimbursed Days	진료비 Medical Expense	급여비 Benefit
1	U07	U 0 7 의 응 급 사 용	684,701	5,788,116	7,404,752	1,532,798,701	1,320,100,644
2	Z11	감염성 및 기생충성 질환에 대한 특수 선별 검사	421,464	2,775,327	3,184,958	62,947,094	51,687,852
3	H25	노 년 백 내 장	361,440	590,649	786,350	624,813,249	500,555,316
4	A09	감염성 및 상해 불명기원의 기타 위장염 및 결장염	221,907	907,093	1,967,937	232,458,415	181,550,436
5	Z38	출 산 장 소 에 따 른 생 존 출 생	212,551	1,046,390	1,059,880	100,762,579	99,582,736
6	M51	기 타 추 간 판 장 애	208,772	1,492,774	3,974,783	370,940,380	273,631,258
7	J18	상 세 불 명 병 원 체 의 폐 렴	172,350	2,102,493	3,062,472	624,630,959	504,034,838
8	K64	치 해 및 항 문 주 위 정 맥 혈 전 증	146,836	352,912	642,683	182,139,775	139,850,801
9	F00	알츠하이머병에서 치매 ( G 3 0 . - + )	121,943	20,654,308	20,991,357	1,729,128,717	1,301,405,113
10	M17	무 료 관 절 증	117,368	2,385,600	4,400,991	831,739,446	630,906,144
11	M48	기 타 척 추 병 증	116,374	1,196,316	2,942,906	305,966,235	227,911,594
12	M75	어 개 병 변	115,733	918,508	2,237,782	323,608,335	240,184,472
13	R42	어 지 럼 증 및 어 지 렴	106,116	199,135	566,964	74,190,450	50,729,847
14	I63	뇌 경 색 증	104,954	6,777,125	8,533,824	1,425,478,262	1,133,511,477
15	R10	복 부 및 골 반 통 증	102,481	194,502	563,324	65,236,078	48,354,227
16	R50	기 타 및 원 인 미 상 의 열	97,356	285,657	586,461	68,692,692	55,227,189
17	Z03	의심되는 질병 및 병태를 위한 의학적 관찰 및 평가	95,058	473,434	765,651	38,064,130	29,385,849
18	I20	협 심 증	90,139	393,517	1,703,321	446,704,767	400,098,221
19	K80	담 석 증	86,024	684,602	1,689,047	484,190,510	363,430,787
20	S82	발 목 을 포 함 한 아 래 다 리 의 골 절	76,851	1,093,937	1,858,660	303,854,164	227,774,574
21	S32	요 추 및 골 반 의 골 절	75,415	1,349,298	2,325,899	259,334,763	192,823,521
22	000 2	형 당 뇨 병	74,407	1,072,180	2,078,908	192,712,226	148,211,524
23	S52	아 래 팔 의 골 절	73,785	679,237	1,334,080	237,597,622	178,803,337
24	S22	늑 골 , 흉 골 및 흉 추 의 골 절	71,839	1,024,486	1,769,178	192,117,954	142,673,838
25	J20	급 성 기 관 지 염	70,970	383,827	727,589	58,850,647	49,294,256
26	K35	급 성 총 수 염	70,227	374,651	675,711	287,561,872	214,601,828
27	Z20	전 염 성 질 환 에 접 촉 및 노 출	69,589	379,910	451,713	14,781,709	12,217,550
28	H26	기 타 백 내 장	69,089	107,457	304,988	118,342,438	94,921,801
29	G47	수 면 장 애	67,193	159,466	213,918	64,277,072	51,031,446
30	R07	목 구멍 및 가 슴 의 통 증	62,339	105,222	394,977	56,158,767	43,290,065
31	M50	경 추 간 판 장 애	61,456	386,542	1,050,493	100,643,408	74,259,135
32	O80	단 일 자 연 분 만	61,280	202,638	421,390	124,533,258	122,455,405
33	N20	신 장 및 요 관 의 결 석	60,372	170,646	533,887	117,689,196	89,841,502
34	H81	전 정 기 능 의 장 애	60,086	205,184	569,168	66,279,255	45,959,628
35	S33	요추 및 골반의 관절 및 인대의 탈구, 염좌 및 긴장	59,718	301,453	526,884	42,410,653	31,666,517
36	D25	자 궁 의 평 활 근 증	58,849	265,947	538,698	205,774,883	149,856,252
37	Z51	기타의학적관리를 위하여 보건서비스와 접촉하고 있는 사람	58,571	1,011,482	3,702,583	610,282,587	564,170,190
38	K63	장 의 기 타 질 환	57,321	178,202	520,503	93,953,597	72,585,768
39	N39	비 뇨 계 통 의 기 타 장 애	57,161	485,819	884,477	157,213,121	123,490,043
40	M54	등 통 증	56,338	256,491	506,413	46,456,366	34,464,436
41	S06	두 개 내 손 상	55,034	1,227,243	1,765,529	382,264,158	311,594,671
42	M23	무 료 의 내 부 장 애	54,602	444,983	1,033,032	131,636,520	95,723,936
43	S72	대 퇴 골 의 골 절	53,914	2,238,887	3,191,228	541,680,276	411,979,573
44	S83	무 료 의 관 절 및 인 대 의 탈 구 , 염 좌 및 긴 장	52,790	503,902	993,019	153,949,749	107,003,540
45	N18	만 성 신 장 병	50,952	1,985,504	2,542,685	505,892,753	435,836,526
46	I83	하 지 의 정 맥 류	50,915	79,679	419,765	35,066,910	27,307,747
47	S62	손 목 및 손 부 위 의 골 절	50,906	307,027	685,206	89,816,420	67,173,168
48	A41	기 타 패 혈 증	50,064	1,018,202	1,135,206	278,138,493	225,058,022
49	S92	발 목 을 제 외 한 발 의 골 절	50,060	518,229	940,133	117,658,288	87,372,111
50	R51	두 통	50,007	111,606	371,717	40,917,060	27,196,717

주 : 진료일 기준 (한의학분류 제외)



# 상병 진료현황(계)

of Disease(Total)

(단위 : 명, 일, 천원)

Unit : Person, Day, KRW 1,000

순위 Rank	상병 기호 I.C.D	상 병 명 Diseases	진료실인원수 Patients	입내원일수 Visits	요양급여일수 Reimbursed Days	진료비 Medical Expense	급여비 Benefit
51	C34	기 관 지 및 폐 의 악 성 신 생 물	48,796	1,355,961	2,267,082	588,299,195	526,682,906
52	C50	유 방 의 악 성 신 생 물	48,661	1,550,339	2,472,636	482,807,708	402,352,418
53	I67	기 타 뇌 혈 관 질환	47,992	489,690	1,280,701	306,534,013	262,673,426
54	J34	코 및 비 동 의 기 타 장 애	42,630	82,806	214,316	48,396,185	36,169,034
55	N10	급 성 세 뇨 관 - 간 질 신 장 염	42,558	421,429	776,191	126,417,259	97,629,176
56	S42	어 깨 및 위 팔 의 골 절	42,230	474,275	874,283	158,396,080	119,198,637
57	I10	본 태 성 ( 원 발 성 ) 고 혈 압	41,981	868,186	1,519,473	81,460,784	60,350,473
58	K60	항 문 및 직 장 부 의 열 창 및 누 공	40,594	99,293	204,271	51,984,480	40,180,535
59	C16	위 의 악 성 신 생 물	39,522	989,565	1,810,858	399,701,553	353,156,530
60	O82	제 왕 절 개 예 의 한 단 일 분 만	38,475	238,024	349,073	101,786,509	88,575,594
61	D24	유 방 의 양 성 신 생 물	38,302	62,751	169,255	19,741,353	14,895,138
62	K92	소 화 계 통 의 기 타 질환	38,124	180,940	411,865	80,583,313	63,161,894
63	C73	갑 상 선 의 악 성 신 생 물	37,720	375,162	889,344	166,854,205	136,571,313
64	G81	편 마 비	36,603	5,829,070	6,147,976	706,167,338	544,437,117
65	K61	항 문 및 직 장 부 의 농 양	35,489	69,203	138,373	38,334,812	30,261,995
66	C22	간 및 간 내 담 관 의 악 성 신 생 물	35,096	824,831	1,906,535	444,824,356	400,601,131
67	Z47	기타정형외과적추적치료를위하여보건서비스와접하고	34,967	163,463	518,286	62,071,810	46,871,848
68	S93	발목및발부위의관절및인대의탈구, 염좌및긴장	33,979	287,613	544,377	62,633,130	46,193,061
69	R06	호 흡 의 이 상	33,479	124,844	214,228	36,723,648	28,553,303
70	M65	윤 활 막 염 및 힘 줄 윤 활 막 염	33,039	180,179	467,563	45,347,715	33,569,668
71	J12	달 리 분 류 되 지 않 은 바 이 러 스 폐 렴	32,267	214,625	367,730	48,796,390	41,590,668
72	D12	결 장 , 직 장 , 항 문 및 항 문 관 의 양 성 신 생 물	32,212	96,678	265,941	50,275,766	38,851,968
73	I50	심 부	31,760	573,262	955,002	201,733,600	163,046,597
74	O34	골반기관의알려진또는의심되는이상에대한산모관리	31,503	205,400	315,401	86,257,894	74,758,702
75	O33	알려진또는의심되는불균형에 대한산모관리	31,440	191,151	261,969	81,178,748	70,096,361
76	I21	급 성 심 근 경 색 증	31,131	281,068	694,092	405,599,623	373,151,054
77	R55	실 신 및 허 탈	31,081	62,214	139,704	31,132,261	22,516,197
78	K40	사 타 구 니 탈 장	30,803	95,821	227,061	75,220,896	59,567,676
79	K29	위 염 및 십 이 지 장 염	30,566	82,752	236,243	22,257,051	16,775,307
80	N40	전 립 선 증 식 증	28,699	124,505	401,940	54,423,279	41,286,481
81	I25	만 성 허 혈 심 장 병	28,428	164,248	660,062	182,944,780	162,984,321
82	J15	달 리 분 류 되 지 않 은 세 균 성 폐 렴	28,360	490,179	606,802	114,952,093	92,128,486
83	J10	확인된게절성인플루엔자바이러스에의한인플루엔자	28,096	123,155	231,471	25,984,248	22,926,220
84	G44	기 타 두 통 증 후 군	27,464	73,103	252,546	26,431,641	17,012,445
85	R56	달 리 분 류 되 지 않 은 경 련	27,352	85,345	206,946	37,380,777	29,896,634
86	N84	여 성 생 식 관 의 폴 립	27,292	40,379	147,360	21,903,388	16,351,504
87	S02	두 개 골 및 안 면 골 의 골 절	26,375	148,609	297,596	60,617,624	44,322,955
88	G20	파 킨 스 병	26,371	3,333,178	3,532,800	364,844,709	302,236,993
89	A08	바 이 러 스 성 및 기 타 명 시 된 장 감 염	26,273	116,205	219,179	26,304,575	23,170,296
90	C18	결 장 의 악 성 신 생 물	26,242	852,845	1,481,384	345,491,154	307,936,190
91	K56	탈 장 이 없 는 마 비 성 장 폐 색 증 및 장 폐 색	25,901	221,455	376,450	83,315,629	65,129,869
92	J32	만 성 부 비 동 염	24,811	74,427	204,776	55,848,956	40,461,731
93	I48	심 방 세 동 및 조 동	24,760	177,912	521,517	189,392,144	170,319,833
94	B08	달리분류되지않은피부및점막병변이특징인기타바이러스	24,746	107,427	189,606	21,738,908	19,904,283
95	K59	기 타 기 능 성 장 장 애	24,499	69,676	207,835	16,527,315	12,577,527
96	M43	기 타 변 형 성 등 병 증	24,425	281,249	717,176	100,797,081	75,584,509
97	B34	상 세 불 명 부 위 의 바 이 러 스 감 염	23,854	79,025	150,654	17,737,943	15,316,193
98	S66	손 목 및 손 부 위 의 근 육 및 힘 줄 의 손상	23,587	136,026	296,004	39,209,591	29,394,207
99	A04	기 타 세 균 성 장 감 염	23,328	182,910	327,266	51,619,307	41,215,361
100	I61	뇌 출 혈	23,191	2,406,111	2,804,463	534,764,721	439,564,214

Note : Based on the Treatment Month (excluding herbal medicine)

제VI-4표  
Table VI-4

질병소분류별 입원 다빈도  
Inpatient Benefits by Frequency

순위 Rank	상병 기호 I.C.D	상 병 명 Diseases	진료실인원수 Patients	입내원일수 Visits	요양급여일수 Reimbursed Days	진료비 Medical Expense	급여비 Benefit
101	J21	급 성 세 기 관 지 염	22,833	131,396	258,678	27,140,849	23,709,699
102	B02	대 상 포 진	22,629	196,897	371,483	39,267,423	29,534,836
103	C61	전 립 선 의 악 성 신 생 물	22,415	430,300	723,630	116,328,036	102,453,658
104	L03	연 조 직 염	22,385	222,933	398,743	48,736,848	36,993,230
105	K81	담 낭 염	21,972	219,135	446,610	119,826,170	89,228,794
106	D13	기 타 및 부 위 불 명 의 소 화 계 통 의 양 성 신 생 물	21,603	103,705	365,778	63,805,856	48,959,523
107	K57	장 의 계 실 병	20,752	138,212	283,598	52,998,197	39,917,264
108	D27	난 소 의 양 성 신 생 물	20,053	95,173	179,074	72,352,854	52,863,933
109	H35	기 타 망 막 장 애	19,923	62,026	144,141	68,362,147	54,792,597
110	000	상 세 불 명 의 당 뇨 병	19,839	297,836	510,569	65,260,020	50,388,619
111	G45	일 과 성 뇌 허 혈 발 작 및 관 련 증 후 군	19,569	90,719	267,612	42,325,515	28,623,117
112	J03	급 성 편 도 염	19,268	84,807	159,909	14,067,382	11,769,292
113	M19	기 타 관 절 증	19,049	249,566	534,140	94,945,527	71,062,430
114	N17	급 성 신 부 전	18,812	284,169	443,160	116,517,735	92,971,592
115	N80	자 궁 내 막 증	18,463	83,779	169,994	66,146,447	48,187,887
116	S01	머 리 의 열 린 상 처	18,163	44,034	107,420	14,574,116	10,961,537
117	F20	조 현 병	18,119	2,946,725	3,249,443	284,561,820	232,498,992
118	K21	위 - 식 도 역 류 병	18,096	77,855	260,506	21,082,338	15,586,374
119	G56	팔 의 단 일 신 경 병 증	17,881	104,474	270,439	32,360,080	23,936,727
120	J40	급 성 인 지 만 성 인 지 명 시 되 지 않 은 기 관 지 염	17,843	104,916	236,197	16,354,458	12,391,725
121	M79	달 리 분 류 되 지 않 은 기 타 연 조 직 장 애	17,690	81,903	168,577	15,131,676	11,376,960
122	K85	급 성 체 장 염	17,659	182,764	378,497	70,245,778	53,542,741
123	S46	어 깨 및 위 팔 부 위 의 근 육 및 힘 줄 의 손 상	17,555	183,758	368,331	58,993,411	43,766,189
124	N63	유 방 의 상 세 불 명 의 덩 이	17,457	22,901	52,293	5,286,725	4,011,313
125	R11	구 역 및 구 토	17,442	38,212	97,932	10,574,683	8,498,573
126	J45	천 식	17,295	218,180	366,223	38,828,829	30,143,227
127	T78	달 리 분 류 되 지 않 은 유 해 작 용	17,232	27,760	84,449	7,891,147	6,295,354
128	J02	급 성 인 두 염	17,125	63,470	121,203	8,079,466	6,841,611
129	M25	달 리 분 류 되 지 않 은 기 타 관 절 장 애	17,029	97,484	217,012	25,244,308	18,721,708
130	I46	심 장 정 지	16,973	89,409	108,104	84,629,885	70,427,938
131	S61	손 목 및 손 의 열 린 상 처	16,948	60,453	139,236	16,654,904	12,655,955
132	J06	다 발 성 및 상 세 불 명 부 위 의 급 성 상 기 도 감 염	16,926	39,351	96,299	7,230,903	6,037,786
133	J69	고 체 및 액 체 에 의 한 폐 렴	16,809	396,742	524,877	151,284,960	121,942,518
134	M47	척 추 증	16,655	207,835	415,891	45,444,844	34,220,492
135	K25	위 궤 양	16,625	137,762	337,739	57,313,868	44,502,540
136	E87	수 분, 전 해 질 및 산 - 염 기 균 형 의 기 타 장 애	16,508	144,923	269,232	46,843,936	36,332,565
137	C20	직 장 의 악 성 신 생 물	16,127	479,787	840,552	183,907,683	163,702,924
138	O60	조 기 진 통 및 부 분 만	16,004	168,696	234,592	45,212,866	39,367,340
139	F10	알 콜 사 용 에 의 한 정 신 및 행 동 장 애	15,948	1,500,954	1,707,520	150,160,848	113,743,813
140	D17	양 성 지 방 종 성 신 생 물	15,877	62,441	161,381	23,014,064	17,112,031
141	J35	편 도 및 아 데 노 이 드 의 만 성 질 환	15,557	44,726	127,220	24,088,604	18,988,295
142	C25	체 장 의 악 성 신 생 물	15,513	615,296	1,354,691	252,355,834	227,194,704
143	N83	난 소, 난 관 및 난 은 인 대 의 비 염 증 성 장 애	15,332	58,601	125,639	46,156,255	34,062,408
144	G43	편 두 통	15,122	46,133	195,696	15,002,329	10,047,389
145	K75	기 타 염 증 성 간 질 환	15,014	186,684	358,820	70,043,429	54,538,479
146	N60	양 성 유 방 형 성 이 상	14,878	24,770	72,966	7,037,809	5,290,336
147	S43	견 갑 대 의 관 절 인 대 의 탈 구, 염 좌 및 긴 장	14,872	98,413	205,257	27,503,421	20,369,682
148	M77	기 타 골 부 착 부 병 증	14,820	90,754	229,680	22,710,560	16,661,607
149	O65	산 모 골 반 이 상 으 로 인 한 난 산	14,440	95,226	123,824	38,362,131	33,122,931
150	C67	방 광 의 악 성 신 생 물	14,303	251,288	452,808	98,001,029	87,152,865

주 : 진료일 기준 (한의학 제외)

# 상병 진료현황(계) <계속>

of Disease(Total) <Cont'd>

(단위 : 명, 일, 천원)

Unit : Person, Day, KRW 1,000

순위 Rank	상병 기호 I.C.D	상 병 명 Diseases	진료실인원수 Patients	입내원일수 Visits	요양급여일수 Reimbursed Days	진료비 Medical Expense	급여비 Benefit
151	J44	기타 만성 폐색성 폐질환	13,651	382,726	525,060	76,606,472	59,275,829
152	S13	목부위의 관절 및 인대의 탈구, 염좌 및 긴장	13,493	71,726	126,713	11,495,868	8,655,824
153	M67	윤활막 및 힘줄의 기타 장애	13,470	60,363	170,087	17,384,628	12,980,015
154	G51	안면 신경 장애	13,438	54,695	153,348	25,320,771	18,184,070
155	R00	심장 박동의 이상	13,390	27,611	61,575	11,751,107	9,378,586
156	J05	급성 폐색성 후두염 [크롭] 및 후두개염	12,982	45,725	97,090	10,573,978	9,096,480
157	G40	뇌전증	12,917	170,150	375,189	52,221,881	42,323,906
158	K70	알콜성 간 질환	12,879	217,475	390,443	92,692,198	73,811,645
159	M24	기타 특정 관절 장애	12,370	108,574	237,930	30,833,922	22,713,008
160	S86	아래 다리 부위의 근육 및 힘줄의 손상	12,211	134,326	242,820	31,129,477	23,034,080
161	O83	기타 보조단일분만	12,081	40,520	81,810	23,818,740	23,452,643
162	K83	담도의 기타 질환	12,043	134,529	313,977	72,993,241	59,013,097
163	M20	손가락 및 발가락의 후천변형	11,934	134,951	292,289	42,581,694	31,924,543
164	H66	화농성 및 상열성 중이염	11,452	53,496	147,039	25,946,074	20,079,855
165	N62	유방의 비대	11,320	13,878	41,598	16,292,154	12,738,938
166	G82	하반신마비 및 사지마비	11,170	1,584,666	1,721,137	219,059,954	171,363,028
167	N30	방광염	11,165	65,397	143,626	17,572,869	13,615,451
168	P07	달리 분류되지 않은 임신 및 저체중출산에 관련된 장애	11,087	244,705	304,262	212,315,169	210,626,416
169	F32	우울에 피소드	11,026	362,112	492,419	47,869,672	36,618,623
170	H50	기타 사시	10,987	18,997	84,320	16,583,561	15,012,067
171	J93	기흉	10,746	110,380	197,652	62,316,944	48,602,653
172	K31	위 및 십이지장의 기타 질환	10,675	42,820	142,220	22,428,196	17,654,617
173	R04	기타 도출혈	10,593	38,787	85,981	22,379,945	17,488,152
174	T81	달리 분류되지 않은 처치의 합병증	10,373	118,072	204,730	42,824,262	33,951,948
175	K74	간의 섬유증 및 경변증	10,131	189,393	328,740	79,306,642	63,970,675
176	I47	발작성 빈맥	10,116	38,609	97,276	61,071,912	55,969,488
177	I60	지주막하출혈	10,042	648,301	822,529	258,200,633	224,832,186
178	M99	달리 분류되지 않은 생체역학적 병변	9,997	95,650	268,331	31,831,882	23,695,924
179	N93	기타 이상자궁 및 질출혈	9,954	17,494	51,021	7,269,585	5,530,600
180	S63	손목 및 손부위의 관절 및 인대의 탈구, 염좌 및 긴장	9,887	54,695	124,047	15,044,539	11,173,302
181	I65	뇌경색증을 유발하지 않은 뇌전동맥의 폐쇄 및 협착	9,885	82,579	256,564	47,186,295	38,909,526
182	E04	기타 비독성 고티어	9,872	21,354	63,467	9,592,974	6,691,978
183	N13	폐색성 및 역류성 요로병증	9,768	65,283	169,471	39,149,864	31,358,769
184	J11	바이러스가 확인되지 않은 인플루엔자	9,765	34,820	69,652	7,285,055	6,366,377
185	F31	양극성 정동 장애	9,728	505,959	638,953	64,097,890	48,634,101
186	P59	기타 및 상열성 불명의 원인으로 인한 신생아 황달	9,722	49,235	51,805	13,120,688	13,007,944
187	H33	망막 박리 및 망막열공	9,404	33,064	89,294	39,053,407	31,010,686
188	K82	담낭의 기타 질환	9,371	45,626	152,828	35,169,241	25,856,311
189	C79	기타 및 상열성 불명 부위의 이차성 악성 신생물	9,280	166,779	306,663	102,276,482	93,204,739
190	M87	골괴사	9,197	159,918	349,191	71,413,756	54,584,584
191	K58	과민대장증후군	9,126	35,295	132,065	11,287,513	8,220,244
192	J90	달리 분류되지 않은 흉막삼출액	9,099	131,593	201,087	48,604,896	38,781,015
193	D21	결합조직 및 기타 연조직의 기타 양성 신생물	9,084	39,038	99,842	12,699,865	9,399,023
194	C64	신우를 제외한 신장의 악성 신생물	9,032	169,870	284,943	65,785,271	58,062,871
195	K52	기타 비감염성 위장염 및 결장염	8,996	39,012	89,451	10,002,016	7,719,488
196	D05	유방의 제자리암종	8,983	99,760	169,468	65,212,992	50,909,575
197	O81	집게 및 진공흡착기에 의한 단일분만	8,964	30,985	68,308	22,433,366	22,094,190
198	C24	담도의 기타 및 상열성 불명 부위의 악성 신생물	8,959	326,036	585,658	156,023,569	140,887,126
199	E16	체장내분비기의 장애	8,896	33,892	55,398	9,957,527	7,755,477
200	L50	두드러기	8,852	18,434	50,589	3,225,398	2,594,209

Note : Based on the Treatment Month (excluding herbal medicine)

제VI-4표  
Table VI-4

질병소분류별 입원 다빈도  
Inpatient Benefits by Frequency

순위 Rank	상병 기호 I.C.D	상 병 명 Diseases	진료실인원수 Patients	입내원일수 Visits	요양급여일수 Reimbursed Days	진료비 Medical Expense	급여비 Benefit
201	L89	육 창 궤 양 및 압 박 부 위	8,749	383,748	426,753	53,226,113	40,862,460
202	M13	기 타 관 절	8,664	110,438	201,855	29,062,712	21,803,881
203	K76	간 의 기 타 질 환	8,560	53,506	159,489	20,094,627	15,631,048
204	C56	난 소 의 악 성 신 생 물	8,458	374,713	745,979	117,716,447	103,535,705
205	K62	항 문 및 직 장 의 기 타 질 환	8,357	42,242	86,110	17,260,663	13,251,770
206	D64	기 타 빈 혈	8,330	48,388	106,216	15,246,180	11,870,204
207	I49	기 타 심 장 부 정 맥	8,305	58,329	127,234	54,411,132	48,539,456
208	H40	녹 내 장	8,304	20,501	50,423	14,538,944	10,785,916
209	H02	눈 껍 풀 의 기 타 장 애	8,101	10,861	43,978	10,076,990	8,322,827
210	C78	호 흡 및 소 화 기 관 의 이 차 성 악 성 신 생 물	7,935	126,300	220,134	69,818,435	62,048,585
211	N81	여 성 생 식 기 탈 출	7,929	38,278	83,939	22,823,814	17,180,149
212	P22	신 생 아 의 호 흡 곤 란	7,896	120,165	132,881	103,373,840	102,614,258
213	J96	달 리 분 류 되 지 않 은 호 흡 부 전	7,868	219,452	317,026	109,464,515	88,535,984
214	S00	머 리 외 표 재 성 손 상	7,784	16,280	33,932	3,885,664	2,892,686
215	J84	기 타 간 질 성 폐 질 환	7,634	151,269	241,586	67,652,314	56,479,100
216	T14	상 세 불 명 의 신 체 부 위 의 손 상	7,538	30,450	61,575	7,872,760	5,936,970
217	R22	피부 및 피 하 조직 의 국 소 적 부 기 , 종 괴 및 덩 이	7,537	25,492	72,484	9,547,160	7,199,718
218	Z94	이 식 된 기 관 및 조 직 의 상 태	7,451	138,114	275,375	120,177,520	106,034,055
219	J98	기 타 호 흡 장 애	7,419	50,189	100,847	24,363,433	18,627,333
220	H91	기 타 청 력 소 실	7,409	42,324	109,013	19,268,860	13,276,598
221	R57	달 리 분 류 되 지 않 은 소 크	7,281	118,732	164,144	93,196,481	76,308,001
222	D06	자 궁 경 부 의 제 자 리 암 종	7,176	31,346	72,957	13,647,698	11,526,924
223	F03	상 세 불 명 의 치 매	7,126	713,945	731,636	61,239,391	46,012,070
224	E78	지 질 단 백 질 대 사 장 애 및 기 타 지 질 증	7,118	36,132	212,381	3,618,174	2,709,721
225	M00	화 능 성 관 절 염	7,115	162,605	248,144	46,637,730	35,371,764
226	K26	십 이 지 장 궤 양	7,055	68,597	148,121	32,900,315	25,634,479
227	J38	달 리 분 류 되 지 않 은 성 대 및 후 두 의 질 환	6,996	24,330	85,627	11,215,917	8,731,854
228	O32	태아의알려진또는의심되는이상태위에대한산모관리	6,931	44,012	65,164	19,392,015	16,826,631
229	O42	양 막 의 조 기 파 열	6,914	44,507	74,833	21,251,152	19,296,100
230	H43	유 리 체 의 장 애	6,741	15,970	42,451	22,738,639	18,186,060
231	J00	급 성 비 인 두 염 [ 감 기 ]	6,686	13,214	39,657	1,876,651	1,564,123
232	I42	심 근 병 증	6,662	121,843	212,077	76,216,376	68,012,763
233	M62	근 육 의 기 타 장 애	6,602	53,468	90,301	13,914,049	10,632,329
234	Z29	기 타 예 방 적 조 치 의 필 요	6,577	93,692	102,374	7,886,566	6,409,433
235	N64	유 방 의 기 타 장 애	6,575	11,490	31,369	5,591,915	4,041,132
236	E86	용 적 고 갈	6,487	18,110	35,098	4,708,203	3,822,534
237	I71	대 동 맥 동 맥 류 및 박 리	6,476	122,956	206,394	163,115,066	144,683,598
238	N87	자 궁 경 부 의 이 형 성	6,302	11,328	39,049	5,383,987	4,114,508
239	C83	비 소 포 성 림 프 종	6,258	236,526	432,706	168,935,773	155,619,099
240	K55	장 의 혈 관 장 애	6,188	74,585	126,047	35,349,121	27,490,062
241	L72	피 부 및 피 하 조 직 의 모 낭 낭	6,164	20,765	57,022	6,440,706	4,911,167
242	R05	기 침	6,125	16,522	39,635	2,319,309	1,857,352
243	T85	기타내부인공삽입장치, 삽입물및이식편의합병증	6,123	33,162	73,575	23,115,332	18,855,416
244	G30	알 츠 하 이 머 병	6,072	744,994	770,984	65,610,942	49,784,172
245	K05	치 은 염 및 치 주 질 환	6,052	12,408	31,787	1,511,947	1,170,545
246	R91	폐 의 진 단 영 상 검 사 상 이 상 소 견	6,046	24,418	50,903	13,545,628	10,399,276
247	F41	기 타 불 안 장 애	6,010	76,166	123,684	9,407,026	7,171,497
248	S68	손 목 손 의 외 상 성 절 단	5,956	82,716	126,048	22,460,782	16,850,612
249	J36	편 도 주 위 성 농 양	5,946	29,616	63,136	7,783,711	5,906,013
250	K86	췌 장 의 기 타 질 환	5,932	53,720	170,638	24,120,118	18,025,982

주 : 진료일 기준 (한의원류 제외)

# 상병 진료현황(계) <계속>

of Disease(Total) <Cont'd>

(단위 : 명, 일, 천원)

Unit : Person, Day, KRW 1,000

순위 Rank	상병 기호 I.C.D	상 병 명 Diseases	진료실인원수 Patients	입내원일수 Visits	요양급여일수 Reimbursed Days	진료비 Medical Expense	급여비 Benefit
251	I70	죽상 경화 증	5,893	82,572	164,449	53,180,918	41,640,067
252	D32	수막의 양성 신 생물	5,872	173,668	274,927	67,743,201	61,442,881
253	K65	복막염	5,837	81,385	122,921	45,985,957	36,057,080
254	O02	기타 비정상적 수태부산물	5,834	9,716	33,585	3,722,423	2,866,594
255	S53	팔꿈치의 관절 및 인대의 탈구, 염좌 및 긴장	5,792	28,234	54,759	7,523,835	5,659,434
256	I26	폐색전증	5,771	119,506	188,933	40,235,111	32,079,539
257	D35	기타 및 상세포명의 내분비선의 양성 신 생물	5,721	55,782	129,261	34,760,799	28,736,788
258	I35	비류마티스성 대동맥판 장애	5,624	97,605	197,871	164,569,116	136,602,083
259	C54	자궁체부의 악성 신 생물	5,622	147,389	301,937	48,823,294	42,188,935
260	N85	자궁경부를 제외한 자궁의 기타 비염증성 장애	5,609	11,698	39,448	7,222,715	5,378,423
261	T50	이노제 및 기타 상세포명의 약물, 약제 및 생물학적 물질에의	5,591	14,115	21,327	7,024,536	5,468,456
262	K50	크론병 [ 국소성 장염 ]	5,511	50,272	252,941	28,764,378	24,808,610
263	R31	상세 불명 의 혈뇨	5,494	20,941	47,359	8,060,386	6,294,675
264	D50	철결핍 빈혈	5,488	31,235	86,645	7,545,381	5,841,644
265	T84	내부정형외과적인 공상입장치, 삽입물 및 이식편의 합병증	5,434	139,319	248,252	58,190,556	44,715,028
266	C44	기타 피부의 악성 신 생물	5,358	107,268	144,337	23,939,972	21,177,925
267	G93	뇌의 기타 장애	5,326	270,134	340,615	60,486,433	47,802,349
268	C53	자궁경부의 악성 신 생물	5,316	171,530	322,230	58,323,118	51,883,024
269	J30	혈관 운동성 및 앨러지성 비염	5,310	15,576	45,094	2,595,649	2,092,631
270	M21	사지의 기타 후천 변형	5,301	59,844	134,236	20,208,869	14,931,654
271	M72	섬유모세포 장애	5,278	69,965	117,042	20,896,848	15,893,571
272	K30	기능성 소화불량	5,186	15,756	53,738	5,603,718	4,177,054
273	M71	기타 윤활병증	5,186	49,346	99,651	12,480,760	9,320,279
274	K91	달리 분류되지 않은 소화계통의 처치 후 장애	5,179	61,788	110,112	27,875,138	22,977,775
275	M16	고관절증	5,119	88,033	198,449	35,966,860	27,315,420
276	R40	기면, 혼미 및 혼수	5,070	175,498	183,854	22,948,192	17,565,995
277	S67	손목 및 손의 으깬 손상	5,057	45,321	80,261	12,173,919	9,083,382
278	J04	급성 후두염 및 기관염	5,041	21,847	41,488	3,870,916	3,279,371
279	J01	급성 부비동염	5,040	26,504	48,013	5,303,205	4,245,186
280	Z53	수행되지 않은 특정 처치를 위해 보건서비스에 접하고 있는	5,040	21,633	53,524	9,910,766	7,932,280
281	M94	연골의 기타 장애	4,976	24,397	66,114	7,675,762	5,628,744
282	A15	세균학적 및 조직학적으로 확인된 호흡기 결핵	4,947	122,086	177,967	43,919,810	42,030,464
283	K01	매몰치 및 매복치	4,929	9,135	36,130	4,610,569	3,571,668
284	A75	발진티푸스	4,851	37,507	73,246	11,116,761	8,382,730
285	B17	기타 급성 바이러스 감염	4,837	33,948	73,510	10,791,663	8,242,069
286	S81	아래 다리의 열린 상처	4,813	36,957	66,127	8,762,723	6,561,645
287	C15	식도의 악성 신 생물	4,811	169,877	301,543	73,916,888	66,848,631
288	M05	혈청 검사 양성 류마티스관절염	4,773	107,264	181,220	20,996,185	17,795,248
289	S30	복부, 아래 등 및 골반의 표재성 손상	4,750	19,250	41,234	4,239,557	3,143,828
290	L02	피부의 농양, 종기 및 큰 종기	4,749	45,380	78,482	13,300,342	10,106,043
291	S80	아래 다리의 표재성 손상	4,747	23,596	49,958	4,230,561	3,207,231
292	I88	비특이성 림프절염	4,740	21,341	44,211	6,663,808	5,424,678
293	M10	통풍	4,694	37,394	91,316	8,025,986	6,009,788
294	C71	뇌의 악성 신 생물	4,638	268,568	410,269	99,858,066	89,726,688
295	M96	달리 분류되지 않은 처치 후 골격 장애	4,614	81,284	170,349	27,399,593	20,714,735
296	T82	심장 및 혈관인공삽입장치, 삽입물 및 이식편의 합병증	4,603	32,738	58,438	33,939,503	30,069,288
297	C90	다발골수종 및 악성 형질 세포 신 생물	4,578	192,506	323,764	105,454,399	96,609,418
298	C92	골수성 백혈병	4,552	239,046	333,476	193,428,174	176,943,706
299	Z34	정상임신의 관리	4,521	22,420	34,049	5,427,245	4,856,538
300	I95	저혈	4,517	20,326	39,509	6,096,139	4,575,988

Note : Based on the Treatment Month (excluding herbal medicine)

제VI-4표  
Table VI-4

질병소분류별 입원 다빈도  
Inpatient Benefits by Frequency

순위 Rank	상병 기호 I.C.D	상 병 명 Diseases	진료실인원수 Patients	입내원일수 Visits	요양급여일수 Reimbursed Days	진료비 Medical Expense	급여비 Benefit
301	D23	피 부 의 기 타 양 성 신 생 물	4,498	13,222	37,048	4,343,068	3,413,231
302	O68	태 아 스 트 레 스 [ 절 박 ] 가 합 병 된 진 통 및 분 만	4,453	27,834	42,062	12,750,200	11,198,895
303	K11	침 샘 의 질 환	4,447	16,652	46,987	7,084,445	5,313,362
304	Q21	심 장 중 격 의 선 천 기 형	4,444	46,951	97,516	82,123,429	77,992,452
305	I62	기 타 비 외 상 성 두 개 내 출 혈	4,438	217,692	274,978	57,351,069	48,206,330
306	I64	출 혈 또는 경 색 증 으 로 명 시 되 지 않 은 뇌 출 중	4,410	86,689	104,894	14,783,018	10,927,829
307	M86	골 수 염	4,393	114,756	174,428	32,294,907	24,696,231
308	J33	코 폴 립	4,371	13,909	57,787	12,239,030	8,944,772
309	N73	기 타 여 성 골 반 염 증 질 환	4,349	22,885	47,560	6,721,958	4,958,753
310	A16	세균학적으로나조직학적으로확인되지않은호흡기결핵	4,338	80,136	131,039	31,022,985	29,574,404
311	D16	골 및 관 절 연 골 의 양 성 신 생 물	4,319	20,685	54,544	9,031,169	6,839,829
312	I44	방 실 차 단 및 좌 각 차 단	4,311	39,887	81,158	47,125,983	42,941,358
313	D18	모 든 부 위 의 혈 관 종 및 림 프 관 종	4,295	22,346	56,722	10,998,184	8,494,737
314	H04	눈 물 계 통 의 장 애	4,292	8,321	30,981	5,976,167	4,518,147
315	I66	뇌경색증을유발하지않은대뇌동맥의폐쇄및협착	4,283	48,847	120,825	15,283,449	11,488,716
316	K22	식 도 의 기 타 질 환	4,197	32,696	79,868	16,124,873	12,536,996
317	T42	항뇌전증제, 진정제-수면제및항파킨슨제에의한중독	4,188	16,410	28,746	10,019,998	7,724,653
318	C19	직 장 구 불 결 장 접 합 부 의 악 성 신 생 물	4,154	112,112	205,517	51,599,869	46,168,413
319	M80	병 적 골 질 을 동 반 한 골 다 공 증	4,147	44,700	134,144	11,555,526	8,655,382
320	S76	엉덩이 및 대퇴부위의 근육 및 힘줄의 손상	4,119	38,831	71,133	8,062,138	6,009,958
321	R20	피 부 감 각 의 장 애	4,111	6,978	21,279	3,443,028	2,261,408
322	J39	상 기 도 의 기 타 질 환	4,107	26,691	52,355	10,935,867	8,381,771
323	G95	척 수 의 기 타 질 환	4,101	189,349	276,454	51,478,514	39,548,827
324	M81	병 적 골 질 이 없 는 골 다 공 증	4,090	27,922	103,909	2,939,577	2,191,294
325	D01	기타 및 상 세 불 명 의 소 화 기 관 의 제 자 리 암 증	4,075	41,938	70,845	18,897,608	16,694,077
326	M84	골 연 속 성 의 장 애	4,075	57,487	109,591	19,509,910	14,953,737
327	S20	흉 부 의 표 재 성 손 상	4,063	14,578	30,057	2,944,250	2,142,036
328	S56	아 래 팔 부 위 의 근육 및 힘 줄 의 손 상	4,063	27,949	57,879	8,262,726	6,166,688
329	C23	담 낭 의 악 성 신 생 물	4,060	137,951	241,724	55,442,791	49,779,151
330	O30	다 태 임 신	4,032	32,549	54,203	15,247,155	13,421,436
331	R47	달 리 분 류 되 지 않 은 언 어 장 애	4,021	10,446	23,695	5,102,613	3,435,402
332	N21	하 부 요 로 의 결 석	3,995	15,763	41,518	7,488,424	5,789,531
333	M46	기 타 염 증 성 척 추 병 증	3,978	151,316	219,424	46,805,857	35,436,258
334	O20	초 기 임 신 중 출 혈	3,963	20,032	26,931	3,118,173	2,597,765
335	I69	뇌 혈 관 질 환 의 후 유 증	3,942	324,957	352,562	33,560,692	25,464,631
336	D11	주 침 샘 의 양 성 신 생 물	3,857	18,855	48,816	13,558,719	9,448,027
337	Z52	기 관 및 조 직 의 기 중 자	3,834	28,836	67,772	33,624,227	28,410,937
338	T24	발목 및 발을 제외한 엉덩이 및 다리의 화상 및 부식	3,825	43,742	60,621	13,582,779	10,226,090
339	Z09	악성신생물이외의병태에 대한 치료 후 추적 검사	3,813	8,901	77,173	6,806,707	5,145,523
340	R73	혈 당 치 상 승	3,766	11,111	29,479	1,508,141	1,153,832
341	I11	고 혈 압 성 심 장 병	3,749	61,338	104,450	11,543,323	8,805,326
342	G91	수 두 증	3,744	141,523	196,938	36,059,193	28,660,492
343	N43	음 낭 수 종 및 정 액 류	3,723	11,167	32,562	6,621,112	5,310,851
344	O00	자 궁 외 임 신	3,684	16,008	33,118	10,378,710	7,857,376
345	D69	자 반 및 기 타 출 혈 성 병 태	3,680	30,737	58,191	16,723,356	13,734,624
346	J47	기 관 지 확 장 증	3,644	41,885	78,182	14,110,330	10,807,644
347	T23	손 목 및 손 의 화 상 및 부식	3,607	31,578	45,190	11,476,724	9,100,104
348	Z46	기타장치의부착및조정을위하여보건서비스와접하고있	3,602	9,303	28,126	3,491,690	2,948,349
349	R52	달 리 분 류 되 지 않 은 통 증	3,592	17,215	35,011	3,729,872	2,767,999
350	C77	림프절의이차성및상세불명의악성신생물	3,520	41,947	76,554	20,151,116	17,735,773

주 : 진료일 기준 (한의학류 제외)

# 상병 진료현황(계) <계속>

of Disease(Total) <Cont'd>

(단위 : 명, 일, 천원)

Unit : Person, Day, KRW 1,000

순위 Rank	상병 기호 I.C.D	상 병 명 Diseases	진료실인원수 Patients	입내원일수 Visits	요양급여일수 Reimbursed Days	진료비 Medical Expense	급여비 Benefit
351	N41	전 립 선 의 염 증 성 질 환	3,515	28,657	63,250	9,092,951	6,932,796
352	N28	달 리 분 류 되 지 않 은 신 장 및 요 관 의 기 타 장 애	3,505	22,399	50,770	11,188,715	8,477,886
353	R68	기 타 전 신 증 상 및 징 후	3,498	5,587	12,464	2,766,248	2,116,619
354	N31	달 리 분 류 되 지 않 은 방 광 의 신 경 근 육 기 능 장 애	3,451	29,930	71,659	5,413,133	4,133,931
355	S91	발 목 및 발 의 열 린 상 처	3,441	22,882	41,995	5,286,063	4,021,532
356	K71	독 성 간 질 환	3,435	32,243	74,110	7,878,587	6,110,706
357	S96	발 목 및 발 부 위 의 근 육 및 힘 줄 의 손 상	3,373	29,452	53,285	6,742,472	5,042,057
358	K51	궤 양 성 대 장 염	3,370	35,728	126,618	15,066,191	12,910,506
359	D34	갑 상 선 의 양 성 신 생 물	3,361	12,396	36,594	7,416,764	4,956,208
360	D70	무 과 립 구 증	3,361	25,997	50,002	13,434,099	12,204,891
361	T25	발 목 및 발 의 화 상 및 부 식	3,314	51,738	68,285	16,476,687	12,945,849
362	A49	상 세 불 명 부 위 의 세 균 감 염	3,306	40,708	60,986	13,594,519	10,999,678
363	S73	고 관 절 의 관 절 및 인 대 의 탈 구 , 염 좌 및 긴 장	3,306	27,022	48,393	5,225,802	3,957,591
364	O61	유 도 분 만 의 실 패	3,284	18,462	26,788	7,713,464	6,743,044
365	S60	손 목 및 손 의 표 재 성 손 상	3,283	6,559	15,880	1,440,563	1,133,291
366	I86	기 타 부 위 의 정 맥 류	3,266	13,269	33,427	11,060,806	8,744,511
367	S23	흉 궤 의 관 절 및 인 대 의 탈 구 , 염 좌 및 긴 장	3,263	20,494	35,379	2,894,432	2,167,361
368	A02	기 타 살 모 넬 라 감 염	3,258	21,802	40,047	6,558,740	5,365,294
369	U09	코 로 나 - 1 9 이 후 병 태	3,226	26,964	45,528	5,498,328	4,271,706
370	Q10	눈 껍 풀 , 눈 물 기 관 및 안 와 의 선 천 기 형	3,225	5,277	22,396	5,345,924	4,892,935
371	H53	시 각 장 애	3,222	7,687	22,469	4,385,266	2,902,952
372	E34	기 타 내 분 비 장 애	3,207	8,259	14,150	2,855,561	2,534,875
373	R94	기 능 검 사 의 이 상 결 과	3,202	9,333	35,710	2,899,817	2,239,891
374	K72	달 리 분 류 되 지 않 은 간 부 전	3,189	46,766	79,375	29,207,334	24,279,160
375	K08	치 아 및 지 지 구 조 의 기 타 장 애	3,132	5,836	14,111	3,945,698	2,879,134
376	D33	뇌 및 중 추 신 경 계 통 의 기 타 부 분 의 양 성 신 생 물	3,093	78,788	130,214	30,469,409	27,307,742
377	R25	이 상 불 수 의 운 동	3,036	9,061	24,890	3,537,176	2,509,436
378	Z50	재활처치를 포함한 치료를 위하여 보건서비스와 접촉하고있	3,012	159,010	214,009	34,008,545	26,934,020
379	E10	1 형 당 뇨 병	3,011	60,988	88,668	11,718,430	9,202,708
380	B18	만 성 바 이 러 스 간 염	3,001	24,031	67,146	9,037,617	7,198,459
381	G41	뇌 전 증 지 속 상 태	2,980	139,159	181,409	47,698,304	41,531,130
382	S05	눈 및 안 와 의 손 상	2,928	11,655	24,862	5,679,522	4,318,553
383	O44	전 치 태 반	2,927	22,587	38,185	11,026,286	9,643,976
384	T88	달 리 분 류 되 지 않 은 외 과 적 및 내 과 적 치 료 의 기 타 합 병 증	2,927	10,321	22,530	3,598,516	2,858,944
385	M30	결 절 성 다 발 동 맥 염 및 관 련 병 태	2,922	21,405	81,073	8,966,560	7,981,390
386	T18	소 화 관 속 의 이 물	2,919	9,606	20,663	4,870,730	3,762,456
387	C49	기 타 결 합 조 직 및 연 조 직 의 악 성 신 생 물	2,911	94,300	175,722	36,104,500	31,925,849
388	F43	심 한 스 트 레 스 에 대 한 반 응 및 적 응 장 애	2,897	51,221	78,661	8,407,335	6,346,652
389	J81	폐 부 종	2,893	36,939	59,529	14,048,644	11,363,447
390	S70	영 덩 이 및 대 퇴 의 표 재 성 손 상	2,880	14,837	29,744	2,963,891	2,221,547
391	H65	비 화 능 성 중 이 염	2,876	11,379	32,833	6,153,277	4,776,231
392	I80	정 맥 염 및 혈 전 정 맥 염	2,833	36,549	75,886	4,433,790	11,273,409
393	T58	일 산 화 탄 소 의 독 성 효 과	2,822	13,856	20,013	6,612,837	5,044,892
394	H90	전 음 성 및 감 각 신 경 성 청 력 소 실	2,820	12,185	38,498	22,256,551	14,306,315
395	K43	복 벽 탈 장	2,789	20,127	39,839	10,749,670	8,349,042
396	T00	여 러 신 체 부 위 를 침 범 한 표 재 성 손 상	2,780	9,096	19,264	2,809,933	2,044,970
397	C85	기 타 및 상 세 불 명 유 형 의 비 호 지 킨 림 프 종	2,768	70,900	117,057	32,069,699	28,852,812
398	O66	기 타 난 산	2,761	17,222	23,035	7,315,188	6,395,318
399	F01	혈 관 성 치 매	2,747	371,025	379,768	33,129,120	25,072,517
400	R26	보 행 과 이 동 의 이 상	2,747	39,590	62,373	8,556,870	6,456,059

Note : Based on the Treatment Month (excluding herbal medicine)

제VI-4표  
Table VI-4

질병소분류별 입원 다빈도  
Inpatient Benefits by Frequency

순위 Rank	상병 기호 I.C.D	상 병 명 Diseases	진료실인원수 Patients	입내원일수 Visits	요양급여일수 Reimbursed Days	진료비 Medical Expense	급여비 Benefit
401	D36	기타 및 상 세 불명 부 위 의 양 성 신 생 물	2,736	12,982	36,242	6,469,125	4,819,321
402	S64	손 목 및 손 부 위 의 신 경 의 손 상	2,734	14,936	32,762	4,531,854	3,387,356
403	K09	달 리 분 류 되 지 않 은 구 강 영 역 의 낭	2,726	7,907	26,881	4,522,350	3,446,748
404	E23	뇌 하 수 체 의 기 능 저 하 및 기 타 장 애	2,716	11,504	22,494	5,145,831	4,317,630
405	K66	복 막 의 기 타 장 애	2,664	16,503	30,560	9,838,693	7,549,250
406	S27	기타 및 상 세 불명 의 흉 관 내 기 관 의 손 상	2,648	29,870	51,152	14,891,517	11,725,269
407	R19	소 화 계 통 및 복 부 의 기 타 증 상 및 징 후	2,638	8,825	23,582	4,225,898	3,176,864
408	D46	골 수 형 성 이 상 증 후 군	2,634	86,236	142,578	63,615,348	58,242,653
409	S51	아 래 팔 의 열 린 상 처	2,622	12,839	26,332	3,546,571	2,673,299
410	T63	독 액 성 동 물 과 의 접 촉 의 독 성 효 과	2,617	10,302	21,392	2,900,893	2,264,197
411	R79	혈 액 화 학 의 기 타 이 상 소 견	2,614	7,041	28,888	2,625,066	2,002,436
412	D37	구강및소화기관의행동양식불명또는미상의신생물	2,598	32,130	56,083	13,541,380	11,361,210
413	R13	삼 킴 곤	2,592	129,413	141,089	13,950,025	10,732,055
414	J31	만 성 비 염 , 비 인 두 염 및 인 두 염	2,569	3,674	8,624	2,050,646	1,550,127
415	S09	머 리 의 기 타 및 상 세 불 명 의 손 상	2,569	6,638	15,467	2,304,476	1,765,519
416	O63	지 연 진 통	2,552	10,937	17,499	5,728,358	5,391,988
417	D09	기타 및 상 세 불명 부 위 의 제 자 리 암 종	2,540	18,678	41,216	9,389,657	8,229,578
418	E05	갑 상 선 독 증 [ 갑 상 선 기 능 항 진 증 ]	2,528	16,402	47,264	5,861,103	4,335,660
419	D43	뇌및중추신경계통의행동양식불명또는미상의신생물	2,526	61,620	96,411	24,021,222	21,358,770
420	Q18	열 굴 및 목 의 기 타 선 천 기 형	2,525	8,404	26,676	3,400,073	2,717,917
421	F06	뇌손상, 뇌기능이상및신체질환에의한기타정신장애	2,518	148,084	175,593	15,408,133	11,526,520
422	K12	구 내 염 및 관 련 병 변	2,513	18,061	34,397	5,894,987	4,488,894
423	H27	수 정 체 의 기 타 장 애	2,510	4,928	12,820	6,721,149	5,362,996
424	D00	구 강 , 식 도 및 위 의 제 자 리 암 종	2,502	16,402	51,909	8,111,143	7,235,307
425	N94	여성생식기관및월경주기와관련된통증및기타병태	2,497	3,950	10,000	1,497,750	1,096,298
426	D47	림프,조혈및관련조직의행동양식불명및미상의기타신생	2,494	50,593	75,169	22,644,875	20,332,515
427	C91	림 프 성 백 혈 병	2,485	125,295	222,688	112,576,917	103,267,451
428	K42	배 곱 탈 장	2,451	9,680	21,947	5,503,710	4,163,382
429	G25	기 타 추 체 외 로 및 운 동 장 애	2,447	18,583	39,849	5,946,157	4,425,528
430	M93	기 타 골 연 골 병 증	2,435	20,049	46,070	6,118,834	4,573,638
431	S90	발 목 및 발 의 표 재 성 손 상	2,428	7,499	16,885	1,370,076	1,060,368
432	H36	달 리 분 류 된 질 환 에 서 의 망 막 장 애	2,421	6,179	15,907	7,323,043	5,838,116
433	J85	폐 및 종 격 의 농 양	2,401	44,268	67,031	19,287,568	15,145,267
434	M22	무 료 뼈 의 장 애	2,400	14,410	37,294	3,620,601	2,620,624
435	T20	머 리 및 목 의 화 상 및 부 식	2,383	26,460	36,199	10,840,264	8,487,175
436	I72	기 타 동 맥 류 및 박 리	2,336	20,373	51,844	16,059,541	12,653,734
437	D10	입 및 인 두 의 양 성 신 생 물	2,331	5,723	21,163	2,638,363	1,991,141
438	M32	전 신 홍 반 루 무 스	2,328	42,159	82,817	17,542,227	15,191,857
439	K04	치 수 및 근 단 주 위 조 직 의 질 환	2,299	6,722	18,514	2,431,286	1,821,607
440	S14	목 부 위 의 신 경 및 척 수 의 손 상	2,299	151,505	192,065	40,589,231	31,999,422
441	D14	중 이 및 호 흡 계 통 의 양 성 신 생 물	2,297	10,167	31,613	5,971,343	4,449,403
442	E66	비 만	2,297	13,740	59,785	20,423,436	15,477,719
443	O14	전 자 간	2,294	18,185	34,070	8,930,728	7,892,926
444	O36	기타알려진또는의심되는태아문제에대한산모관리	2,290	12,096	23,291	5,941,817	5,287,834
445	I77	동 맥 및 세 동 맥 의 기 타 장 애	2,280	27,975	61,597	19,962,443	15,941,910
446	F29	상 세 불명 의 비 기 질 성 정 신 병	2,276	153,266	177,877	17,326,830	13,712,343
447	M76	발 을 제 외 한 다 리 의 골 부 착 부 병 증	2,271	12,593	31,664	2,682,922	1,998,807
448	G50	삼 차 신 경 의 장 애	2,267	13,789	40,426	6,537,469	4,683,176
449	N70	난 관 염 및 난 소 염	2,256	15,442	28,934	7,873,059	5,763,972
450	L75	아 포 크 린 땀 샘 장 애	2,249	3,490	7,386	731,736	574,228

주 : 진료일 기준 (한의학류 제외)



# 상병 진료현황(계) <계속>

of Disease(Total) <Cont'd>

(단위 : 명, 일, 천원)

Unit : Person, Day, KRW 1,000

순위 Rank	상병 기호 I.C.D	상 병 명 Diseases	진료실인원수 Patients	입내원일수 Visits	요양급여일수 Reimbursed Days	진료비 Medical Expense	급여비 Benefit
451	R09	순한계통및호흡계통의기타증상및징후	2,225	8,399	19,229	3,401,251	2,613,941
452	L04	급성림프절염	2,206	12,052	23,323	3,236,369	2,581,012
453	E03	기타갑상선기능저하증	2,203	18,146	53,490	2,632,892	2,015,617
454	I31	심장막의기타질환	2,192	27,697	52,175	14,713,344	12,378,026
455	L05	모소농	2,183	8,499	17,066	2,473,257	1,879,491
456	S65	손목및손부위의혈관의손상	2,181	14,667	27,603	4,987,397	3,772,169
457	R60	달리분류되지않은부종	2,178	12,504	28,841	3,822,511	2,905,088
458	G53	달리분류된질환에서의뇌신경장애	2,117	24,853	46,785	4,146,379	3,074,996
459	F34	지속성기분[정동]장애	2,110	38,407	60,879	9,048,158	6,939,344
460	F33	재발성우울장애	2,101	83,972	110,867	11,781,969	8,825,540
461	R62	기대되는정상생리학적발달의결여	2,097	86,587	93,118	15,915,552	14,723,999
462	J46	천식지속상태	2,084	29,398	51,013	6,531,321	5,127,001
463	L60	손발톱장애	2,059	7,754	25,962	1,654,051	1,265,660
464	F25	조현정동장애	2,050	216,217	248,791	23,286,025	18,978,667
465	Z98	기타수술후상태	2,047	24,854	36,869	3,674,822	2,749,206
466	D30	비뇨기관의양성신 생물	2,035	12,606	26,220	6,055,369	4,622,833
467	G12	적수성근위축및관련증후군	2,032	122,051	223,346	83,658,595	75,982,889
468	R99	기타불명확하고상세불명의사망원인	2,015	2,344	2,634	1,169,602	941,956
469	T60	유해생물방제제(농약)의독성효과	1,994	19,686	28,402	13,571,069	10,533,306
470	M35	결합조직의기타전신침범	1,955	33,766	62,430	9,706,948	8,203,375
471	D48	기타위상세불명부위의행동양식불명또는미상의신 생물	1,954	18,504	36,835	9,454,076	7,975,272
472	S50	아래팔의표재성손상	1,949	4,886	10,492	984,431	773,718
473	J42	상세불명의만성기관지염	1,939	26,359	42,214	3,927,948	2,947,833
474	C32	후두의악성신 생물	1,934	48,930	83,036	16,889,987	15,201,290
475	M53	달리분류되지않은기타등병증	1,932	12,452	30,261	2,649,405	2,011,258
476	R45	정서상태에관련된증상및징후	1,919	3,409	7,422	1,180,785	918,256
477	C66	요관의악성신 생물	1,903	42,912	71,844	15,884,824	14,120,970
478	H71	중이의진주종	1,902	9,322	30,147	6,971,579	5,513,666
479	N19	상세불명의신부전	1,889	36,590	49,089	6,450,247	4,959,347
480	F19	여러약물사용및기타정신활성물질의사용에의한정신및	1,886	9,848	14,540	2,592,953	1,964,303
481	Z45	이식장치의조정및관리를위하여보건서비스와접하고있	1,880	5,629	18,686	6,809,821	6,225,627
482	U08	코로나 - 19 의개인력	1,870	29,160	30,064	1,167,312	905,350
483	N12	급성또는만성으로명시되지않은세뇨관-간질신장염	1,866	21,557	35,984	5,487,162	4,195,473
484	G03	기타위상세불명의원인에 의한수막염	1,850	21,515	36,582	8,727,505	6,638,865
485	Z35	고위험임신의관리	1,850	8,671	14,120	3,730,755	3,394,753
486	S36	복강내기관의손상	1,848	29,355	44,981	22,810,531	18,792,159
487	Z01	호소증상또는보고된진단명이없는사람의기타특수검사	1,848	9,337	19,315	2,978,218	2,518,660
488	Z43	인공개구에대한관리를위하여보건서비스와접하고있는	1,823	16,729	34,879	9,194,387	7,675,458
489	H11	결막의기타장애	1,805	3,359	10,470	1,193,734	941,011
490	H49	마비성사시	1,805	7,608	25,152	4,091,780	2,892,419
491	C17	소장의악성신 생물	1,799	48,436	82,465	20,562,212	18,190,808
492	N45	고환염및부고환염	1,797	11,779	25,576	3,461,627	2,677,101
493	G04	뇌염, 적수염및뇌척수염	1,782	71,771	120,357	30,221,363	24,803,632
494	R41	인지기능및자각에관련된기타증상및징후	1,782	7,266	15,722	2,486,788	1,692,679
495	G80	뇌성마비	1,779	145,391	172,679	24,737,438	21,950,987
496	Q83	유방의선천기형	1,777	2,990	9,552	2,115,730	1,626,730
497	K37	상세불명의총수염	1,772	7,343	13,511	5,208,790	3,760,336
498	D41	기타무형성빈혈	1,765	30,920	54,807	24,477,260	21,442,876
499	S40	어깨및위팔의표재성손상	1,761	6,760	14,552	1,304,169	968,414
500	R63	음식및수액섭취에관계된증상및징후	1,748	10,312	22,487	2,712,861	2,075,881

Note : Based on the Treatment Month (excluding herbal medicine)

제VI-4-1표

Table VI-4-1

## 질병소분류별 입원 다빈도

## Inpatient Benefits by Frequency

순위 Rank	상병 기호 I.C.D	상병명 Diseases	진료실인원수 Patients	입내원일수 Visits	요양급여일수 Reimbursed Days	진료비 Medical Expense	급여비 Benefit
1	U07	U 0 7 의 응 급 사 용	308,358	2,558,154	3,278,568	733,425,748	631,392,128
2	Z11	감염성 및 기생충성 질환에 대한 특수 선별 검사	209,639	1,331,866	1,560,109	30,864,603	25,518,012
3	H25	노년 백내장	151,900	238,807	322,970	253,670,011	203,157,747
4	Z38	출산 장소에 따른 생존 출생	107,893	531,505	538,315	51,230,874	50,632,233
5	M51	기타 추간판 장애	105,502	721,507	2,009,342	189,158,453	139,211,362
6	A09	감염성 및 상열성 질환의 기타 위장염 및 결장염	97,234	375,074	827,215	97,422,684	76,846,476
7	J18	상열성 폐렴	91,779	1,156,135	1,695,126	370,048,073	299,312,645
8	K64	치핵 및 항문 주위 정맥혈전증	75,560	179,742	327,104	93,120,823	71,574,158
9	I20	협심증	59,771	226,711	1,135,224	317,487,294	286,540,078
10	I63	뇌경색증	57,599	3,041,137	4,056,957	725,530,585	579,026,609
11	M75	어깨 병변	52,215	390,946	982,837	147,764,325	109,552,846
12	Z03	의심되는 질병 및 병태를 위한 의학적 관찰 및 평가	50,099	241,941	417,222	22,007,722	17,030,582
13	G47	수면 장애	49,867	116,237	151,679	48,718,860	38,634,883
14	M48	기타 척추 병증	48,853	446,291	1,176,819	130,714,211	97,310,858
15	R50	기타 및 원인 미상의 열	47,591	133,876	281,764	33,004,481	26,679,765
16	K80	담석증	41,707	328,550	820,786	242,206,606	182,090,821
17	R10	복부 및 골반 통증	41,256	76,102	225,077	26,464,028	19,746,413
18	000	2형 당뇨병	40,372	516,979	1,174,017	106,637,273	82,357,777
19	N20	신장 및 요관의 결석	39,686	100,082	332,536	72,455,250	55,301,447
20	R42	어지럼증 및 어지럼	38,961	71,003	207,594	27,904,769	18,982,197
21	S62	손목 및 손부위의 골절	37,597	220,983	499,841	66,628,465	49,829,698
22	K35	급성 충수염	37,419	199,956	362,097	154,163,398	115,397,340
23	R07	목구멍 및 가슴의 통증	34,601	56,098	219,615	30,885,490	23,895,661
24	Z20	전염성 질환에 접촉 및 노출	34,014	178,490	219,187	6,671,929	5,570,361
25	K60	항문 및 직장부의 열창 및 누공	33,458	82,776	170,301	43,426,408	33,559,300
26	F00	알츠하이머병에서의 치매 (G 3 0 . - + )	33,398	4,550,716	4,669,478	389,505,353	294,291,017
27	J20	급성 기관지염	33,269	175,421	335,746	27,798,478	23,552,564
28	S82	발목을 포함한 아래 다리의 골절	33,035	440,869	758,563	132,234,834	99,424,430
29	S06	두개 내 손상	32,329	788,196	1,127,719	260,487,764	213,449,701
30	C34	기관지 및 폐의 악성 신생물	32,073	829,941	1,441,130	395,308,405	355,431,998
31	H26	기타 백내장	31,988	47,631	135,525	52,433,557	42,045,656
32	S83	무릎의 관절 및 인대의 탈구, 염좌 및 긴장	31,933	297,451	602,448	101,817,257	70,066,329
33	K63	장기의 기타 질환	31,909	92,432	285,602	50,050,754	38,700,757
34	M50	경추 장애	30,583	192,671	543,301	57,272,920	42,304,981
35	K61	항문 및 직장부의 농양	29,127	57,679	116,114	31,767,763	25,051,686
36	N18	만성 신장 병증	28,826	925,133	1,247,756	262,788,433	226,965,779
37	N40	전립선 증식증	28,699	124,505	401,940	54,423,279	41,286,481
38	K40	사타구니 탈장	27,901	87,963	209,593	67,945,925	53,444,083
39	Z51	기타의학적관리를위하여보건서비스와접하고있는사람	27,580	487,596	1,706,102	293,989,079	273,312,564
40	C22	간 및 간내담관의 악성 신생물	26,529	592,633	1,431,403	337,287,118	303,851,611
41	M17	무릎 관절 증	26,330	433,191	852,088	158,415,222	119,537,722
42	S33	요추 및 골반의 관절 및 인대의 탈구, 염좌 및 긴장	26,236	121,430	230,182	18,397,685	13,735,143
43	C16	위장의 악성 신생물	26,125	582,352	1,126,284	261,984,592	232,039,253
44	J34	코 및 비동의 기타 장애	25,786	54,340	145,472	31,715,430	23,640,297
45	S22	늑골, 흉골 및 흉추의 골절	25,041	303,982	519,708	64,264,911	48,119,514
46	S42	어깨 및 위팔의 골절	23,938	218,998	432,713	79,494,938	59,971,146
47	I21	급성 심근경색증	23,574	189,193	509,590	313,117,599	288,881,112
48	S92	발목을 제외한 발의 골절	23,431	246,267	443,624	59,961,569	44,615,046
49	M23	무릎의 내부 장애	23,410	167,097	409,120	53,903,543	39,003,735
50	S52	아래팔의 골절	23,401	179,242	368,719	67,888,618	51,685,648

주 : 진료일 기준 (한의학 제외)

# 상병 진료현황(남자)

of Disease(Male)

(단위 : 명, 일, 천원)

Unit : Person, Day, KRW 1,000

순위 Rank	상병 기호 I.C.D	상병명 Diseases	진료실인원수 Patients	입내원일수 Visits	요양급여일수 Reimbursed Days	진료비 Medical Expense	급여비 Benefit
51	C61	전립선 악성 신 생물	22,415	430,300	723,630	116,328,036	102,453,658
52	M54	등통	21,544	89,743	200,387	17,880,857	13,262,384
53	A41	기타 패혈증	20,607	426,327	479,055	128,830,780	104,915,741
54	H81	전정기능 장애	20,174	64,735	189,457	22,653,871	15,569,738
55	I25	만성 허혈심장병	20,120	103,417	468,365	138,193,126	123,897,970
56	S32	요추 및 골반의 골절	19,963	325,263	572,816	74,042,254	55,548,680
57	I83	하지의 정맥류	19,392	32,161	151,917	14,515,505	11,287,084
58	K92	소화계통의 기타 질환	19,358	90,702	213,101	43,884,470	34,527,265
59	D12	결장, 직장, 항문 및 항문관의 양성 신 생물	19,077	55,869	156,988	29,186,527	22,597,374
60	I10	본태성(원발성)고혈압	18,999	262,418	706,427	26,282,177	19,566,563
61	S02	두개골 및 안면골의 골절	18,388	107,639	214,552	45,222,138	33,075,116
62	R51	두통	17,903	37,570	130,785	14,279,622	9,585,438
63	S66	손목 및 손부위의 근육 및 힘줄의 손상	17,322	98,254	215,077	28,571,884	21,423,247
64	S93	발목 및 발부위의 관절 및 인대의 탈구, 염좌 및 긴장	17,188	142,910	274,017	32,398,404	23,883,966
65	Z47	기타정형외과적추적치료를위하여보건서비스와접하고	17,159	75,073	247,956	29,488,992	22,333,655
66	G81	편마비	17,158	2,493,532	2,668,032	317,999,166	245,798,603
67	J12	달리분류되지 않은 바이러스 폐렴	17,026	113,070	193,347	26,755,044	22,813,724
68	R56	달리분류되지 않은 경련	15,940	48,142	120,673	21,450,998	17,065,159
69	R06	호흡의 이상	15,910	49,773	92,518	17,573,883	13,794,560
70	J32	만성 부동염	15,444	44,899	122,325	35,802,163	25,984,821
71	I48	심방세동 및 조동	15,271	83,913	307,817	130,310,480	118,600,426
72	S72	대퇴골의 골절	15,113	510,113	761,694	142,725,360	109,176,022
73	I67	기타 뇌혈관 질환	15,047	144,448	379,939	92,714,157	79,254,395
74	J10	확인된계절성인플루엔자바이러스에의한인플루엔자	15,046	65,521	124,032	13,919,375	12,324,387
75	J15	달리분류되지 않은 세균성 폐렴	14,477	258,164	320,338	65,007,244	52,271,670
76	C18	결장의 악성 신 생물	14,363	412,304	757,715	190,216,221	169,944,151
77	R55	실신 및 허탈	14,169	28,598	65,480	15,015,205	10,862,847
78	I50	심부전	13,804	200,681	373,800	93,714,128	76,999,019
79	A08	바이러스성 및 기타 명시된 장 감염	13,506	59,238	111,248	13,354,074	11,872,990
80	K56	탈장이 없는 마비성 장 폐색증 및 장 폐색	13,447	111,888	191,429	43,727,313	34,286,657
81	B08	달리분류되지 않은피부및점막병변이특징인기타바이러스	13,302	57,341	101,906	11,662,611	10,691,034
82	D13	기타 및 부위불명의 소화계통의 양성 신 생물	13,239	61,980	224,728	37,787,380	29,161,309
83	F10	알콜 사용에 의한 정신 및 행동 장애	13,140	1,319,224	1,490,884	129,971,640	98,489,196
84	L03	연조직 감염	12,968	124,429	226,920	27,451,333	20,814,728
85	J21	급성 세기관지염	12,740	71,824	143,890	15,155,523	13,310,884
86	N39	비뇨계통의 기타 장애	12,235	135,008	240,097	41,332,453	32,912,028
87	S01	머리의 열린 상처	12,175	28,482	70,730	9,679,170	7,272,341
88	I61	뇌내출혈	12,109	1,157,198	1,368,851	274,612,258	226,610,727
89	M65	운할 막염 및 힘줄 운할 막염	11,851	64,357	167,449	16,666,747	12,354,236
90	B34	상세불명부위의 바이러스 감염	11,737	36,658	71,648	8,665,979	7,527,065
91	K57	장의 괴실 병	11,676	73,875	156,098	29,306,413	22,016,760
92	C67	방광의 악성 신 생물	11,635	190,509	353,999	78,865,324	70,146,580
93	K85	급성 췌장염	11,527	119,124	251,704	45,998,962	35,057,623
94	S61	손목 및 손의 열린 상처	11,264	40,166	93,159	11,349,547	8,610,753
95	000	상세불명 의 당뇨병	11,238	158,148	300,658	39,959,519	30,918,417
96	K81	담낭염	11,189	102,402	222,992	62,018,542	46,187,829
97	K29	위염 및 십이지장염	11,136	29,434	90,593	8,265,486	6,236,992
98	N62	유방의 비대	11,014	13,080	39,335	15,780,335	12,352,171
99	S46	어깨 및 위팔부위의 근육 및 힘줄의 손상	10,817	105,322	218,635	36,397,984	27,003,126
100	I46	심장 정지	10,573	56,688	70,152	57,901,272	48,486,683

Note : Based on the Treatment Month (excluding herbal medicine)

제VI-4-1표

Table VI-4-1

## 질병소분류별 입원 다빈도

## Inpatient Benefits by Frequency

순위 Rank	상병 기호 I.C.D	상병명 Diseases	진료실인원수 Patients	입내원일수 Visits	요양급여일수 Reimbursed Days	진료비 Medical Expense	급여비 Benefit
101	J44	기타 만성 폐색성 폐질환	10,471	259,144	370,975	57,380,093	44,499,270
102	K59	기타 기능성 장 장애	10,299	27,664	91,573	6,886,727	5,274,374
103	K70	알콜성 간 질환	10,235	169,711	307,327	69,916,624	55,603,805
104	A04	기타 세균성 장 감염	10,205	71,616	130,816	20,484,708	16,517,816
105	C20	직장 악성 신 생물	10,176	280,225	523,479	119,908,889	107,036,101
106	N17	급성 신부전	10,025	136,424	219,522	61,453,142	49,223,226
107	G20	파킨슨 병	9,947	941,565	1,027,663	113,362,081	94,498,989
108	S86	아래 다리 부위의 근육 및 힘줄의 손상	9,733	104,865	192,309	24,978,663	18,468,408
109	K25	위궤양	9,662	73,371	190,079	34,287,427	26,654,679
110	J69	고체 및 액체에 의한 폐렴	9,616	237,059	317,885	96,544,672	78,038,500
111	C73	갑상선의 악성 신 생물	9,584	80,802	214,995	45,359,962	37,327,352
112	S43	견갑대의 관절 및 인대의 탈구, 염좌 및 긴장	9,580	62,842	139,828	20,497,400	15,142,930
113	G03	급성 편도염	9,494	40,962	77,891	6,958,761	5,849,592
114	G44	기타 두통 증후군	9,399	23,080	84,816	8,843,572	5,711,199
115	G45	일과성 뇌허혈 발작 및 관련 증후군	9,008	37,889	119,676	19,363,794	13,088,513
116	J93	기흉	8,999	93,931	167,619	53,803,293	41,928,287
117	F20	조현병	8,757	1,534,451	1,683,583	146,403,953	119,744,330
118	K75	기타 염증성 간 질환	8,641	106,494	213,486	40,154,953	31,046,146
119	B02	대상포진	8,494	69,856	135,418	14,977,966	11,265,186
120	H35	기타 망막 장애	8,392	24,612	59,057	28,267,677	22,705,517
121	J06	다발성 및 상설 불명 부위의 급성 상기도 감염	8,242	17,869	45,482	3,455,040	2,908,448
122	C25	체장의 악성 신 생물	8,181	309,377	710,583	135,672,866	122,172,275
123	J05	급성 폐색성 후두염 [크롭] 및 후두개염	8,163	27,813	60,081	6,520,850	5,613,726
124	D17	양성 지방종성 신 생물	8,095	30,673	81,098	11,470,437	8,521,698
125	T78	달리 분류되지 않은 유해 작용	8,078	12,391	38,681	3,552,493	2,853,506
126	M43	기타 변형성 등병 증	7,855	80,375	213,960	31,312,623	23,447,350
127	J02	급성 인두염	7,803	26,987	53,660	3,661,291	3,122,969
128	N10	급성 세뇨관-간질 신장염	7,614	79,688	150,881	24,860,604	19,873,784
129	J45	천식	7,591	67,602	128,583	13,542,608	10,680,294
130	K21	위식도 역류병	7,538	29,909	113,084	8,781,401	6,554,966
131	M79	달리 분류되지 않은 기타 연조직 장애	7,513	28,514	66,278	5,950,457	4,481,268
132	M25	달리 분류되지 않은 기타 관절 장애	7,358	40,400	97,891	11,807,563	8,740,788
133	M47	척추증	7,226	86,896	182,147	22,937,030	17,262,580
134	G40	뇌전증	7,143	95,087	209,300	29,036,039	23,541,306
135	J40	급성 인지만 성 인지명시되지 않은 기관지염	7,095	39,077	92,969	6,373,225	4,859,455
136	J35	편도 및 아데노이드의 만성 질환	7,091	20,231	57,574	11,047,955	8,846,725
137	R11	구역 및 구토	6,711	13,752	35,707	3,966,407	3,266,185
138	K83	담도의 기타 질환	6,474	72,030	173,683	41,209,310	33,593,829
139	M77	기타 골부착부 병증	6,433	37,327	98,504	9,744,417	7,151,477
140	G51	안면 신경 장애	6,403	24,132	70,151	10,940,964	7,842,210
141	M24	기타 특정 관절 장애	6,401	48,861	115,850	16,252,961	11,954,916
142	E87	수분, 전해질 및 산-염기 균형의 기타 장애	6,373	51,224	99,184	18,522,699	14,439,869
143	I65	뇌경색증을 유발하지 않은 뇌전동맥의 폐쇄 및 협착	6,270	50,369	163,027	33,595,955	28,257,536
144	S13	목부위의 관절 및 인대의 탈구, 염좌 및 긴장	6,247	32,548	59,951	6,207,112	4,705,199
145	C64	신우를 제외한 신장의 악성 신 생물	6,231	106,300	187,778	45,751,493	40,503,162
146	R04	기도 출혈	6,180	23,124	50,011	13,529,114	10,638,493
147	S63	손목 및 손부위의 관절 및 인대의 탈구, 염좌 및 긴장	6,145	32,027	74,815	9,308,859	6,920,533
148	M19	기타 관절증	6,135	63,655	144,963	25,101,273	18,717,477
149	G82	하반신마비 및 사지마비	6,052	803,102	885,600	115,836,448	90,695,273
150	K74	간의 섬유증 및 경변증	5,995	104,136	188,280	44,027,938	35,449,272

주 : 진료일 기준 (한의원류 제외)

# 상병 진료현황(남자) <계속>

of Disease(Male) <Cont'd>

(단위 : 명, 일, 천원)

Unit : Person, Day, KRW 1,000

순위 Rank	상병 기호 I.C.D	상병명 Diseases	진료실인원수 Patients	입내원일수 Visits	요양급여일수 Reimbursed Days	진료비 Medical Expense	급여비 Benefit
151	M67	윤 활 막 및 힘 줄 의 기 타 장 애	5,966	26,101	74,066	7,731,950	5,795,885
152	G56	팔 의 단 일 신 경 병 증	5,935	34,665	91,271	11,132,245	8,189,512
153	P07	달리분류되지않은단기임신및저체중출산에관련된장애	5,838	128,900	160,667	112,747,231	111,850,599
154	H33	망 막 박 리 및 망 막 열 공	5,646	20,162	54,989	23,782,181	18,888,206
155	R00	심 장 박 동 의 이 상	5,575	11,588	26,381	5,050,886	4,045,931
156	T81	달 리 분 류 되 지 않 은 처 치 의 합 병 증	5,526	60,421	105,472	21,951,416	17,468,016
157	C24	담 도 의 기 타 및 상 세 불 명 부 분 의 악 성 신 생 물	5,353	181,191	340,339	95,087,062	85,933,298
158	P59	기타및상세불명의원인으로인한신생아황달	5,330	26,858	28,240	7,193,318	7,129,855
159	M87	골 과 사	5,246	87,728	196,816	42,639,008	32,577,900
160	J11	바 이 러 스 가 확 인 되 지 않 은 인 플 루 엔 자	5,243	18,647	37,160	3,930,682	3,453,290
161	H66	화 능 성 및 상 세 불 명 의 중 이 엽	5,166	24,562	65,520	11,548,370	8,962,764
162	K76	간 의 기 타 질 환	5,094	29,932	100,374	10,870,179	8,596,482
163	H50	기 타 사 시	5,079	8,688	39,158	7,561,730	6,837,468
164	K31	위 및 십 이 지 장 의 기 타 질 환	5,077	21,970	71,506	12,009,825	9,497,007
165	J84	기 타 간 질 성 폐 질 환	4,996	93,921	152,757	44,375,929	37,161,454
166	H40	녹 내 장	4,992	11,857	29,826	8,826,912	6,556,034
167	N13	폐 색 성 및 역 류 성 요 로 병 증	4,963	28,314	80,594	19,077,952	15,318,021
168	K26	십 이 지 장 궤 양	4,932	42,824	98,397	22,339,678	17,440,145
169	C79	기타및상세불명부위의이차성악성신생물	4,877	85,464	158,506	55,010,996	50,218,731
170	J90	달 리 분 류 되 지 않 은 흉 막 삼 출 액	4,863	64,760	101,955	26,154,935	20,873,771
171	S68	손 목 및 손 의 외 상 성 절 단	4,748	65,700	100,378	17,803,462	13,332,615
172	P22	신 생 아 의 호 흡 곤 란	4,747	70,086	77,303	60,382,266	59,941,285
173	I47	발 작 성 빈 맥	4,724	19,639	51,277	31,901,618	29,246,962
174	I71	대 동 맥 동 맥 류 막 박 리	4,633	79,831	140,631	114,434,558	101,068,275
175	D21	결합조직및기타연조직의기타양성신생물	4,583	19,696	50,148	6,342,688	4,700,533
176	J96	달 리 분 류 되 지 않 은 호 흡 부 전	4,583	118,077	179,918	64,978,387	52,721,794
177	K82	담 낭 의 기 타 질 환	4,568	21,175	73,741	17,203,318	12,629,364
178	I70	죽 상 경 화 증	4,548	59,047	122,850	42,031,285	32,915,330
179	Z94	이 식 된 기 관 및 조 직 의 상 태	4,528	85,227	170,695	75,139,094	66,416,422
180	M99	달 리 분 류 되 지 않 은 생 체 역 학 적 병 변	4,408	34,824	108,011	13,085,303	9,695,129
181	K62	항 문 및 직 장 의 기 타 질 환	4,384	16,716	36,649	6,964,310	5,414,990
182	F32	우 울 에 피 소 드	4,381	168,813	225,350	20,483,822	15,555,157
183	C15	식 도 의 악 성 신 생 물	4,285	148,894	265,839	65,983,704	59,713,056
184	J38	달 리 분 류 되 지 않 은 성 대 및 후 두 의 질 환	4,261	13,763	51,773	6,711,152	5,243,102
185	T14	상 세 불 명 의 신 체 부 위 의 손 상	4,233	16,319	33,687	4,423,589	3,339,522
186	E16	체 장 내 분 비 의 기 타 장 애	4,229	13,686	22,975	4,566,448	3,576,257
187	M10	통 풍	4,216	32,390	81,784	6,944,289	5,192,125
188	T85	기타내부인공삽입장치,삽입물및이식편의합병증	4,179	18,693	44,021	14,434,629	11,807,913
189	S00	머 리 의 표 재 성 손 상	4,131	8,080	17,046	2,022,955	1,516,456
190	F31	양 극 성 정 동 장 애	4,111	251,613	307,665	28,721,506	21,864,247
191	M62	근 육 의 기 타 장 애	4,110	30,380	51,562	8,541,144	6,544,158
192	S67	손 목 및 손 의 으 껌 손 상	4,081	36,092	64,397	9,789,277	7,296,646
193	H43	유 리 체 의 장 애	4,043	9,645	25,711	13,727,316	10,979,841
194	J98	기 타 호 흡 장 애	4,018	23,618	50,219	12,914,588	9,908,444
195	K58	과 민 대 장 증 후 군	4,008	14,626	60,345	4,821,956	3,527,227
196	C78	호 흡 및 소 화 기 관 의 이 차 성 악 성 신 생 물	3,971	56,665	102,829	35,910,333	31,964,513
197	G43	편 두 통	3,971	10,984	44,700	3,655,881	2,474,177
198	L50	두 드 러 기	3,944	7,790	22,927	1,280,487	1,049,544
199	E78	지 질 단 백 질 대 사 장 애 및 기 타 지 질 증	3,897	16,934	138,863	1,590,372	1,200,267
200	I42	심 근 병 증	3,823	61,744	114,119	45,887,505	41,251,109

Note : Based on the Treatment Month (excluding herbal medicine)

## 제VI-4-2표

Table VI-4-2

## 질병소분류별 입원 다빈도

## Inpatient Benefits by Frequency

순위 Rank	상병 기호 I.C.D	상병명 Diseases	진료실인원수 Patients	입내원일수 Visits	요양급여일수 Reimbursed Days	진료비 Medical Expense	급여비 Benefit
1	U07	U 0 7 의 응 급 사 용	376,343	3,229,962	4,126,184	799,372,954	688,708,516
2	Z11	감염성 및 기생충성 질환에 대한 특수 선별 검사	211,825	1,443,461	1,624,849	32,082,490	26,169,840
3	H25	노년 백내장	209,540	351,842	463,380	371,143,239	297,397,569
4	A09	감염성 및 상해 불명기원의 기타 위장염 및 결장염	124,673	532,019	1,140,722	135,035,731	104,703,960
5	Z38	출산 장소에 따른 생존 출생	104,658	514,885	521,565	49,531,706	48,950,503
6	M51	기타 추간판 장애	103,270	771,267	1,965,441	181,781,927	134,419,895
7	M17	무릎 관절 증	91,038	1,952,409	3,548,903	673,324,224	511,368,422
8	F00	알츠하이머 병에서의 치매 (G 3 0 . - + )	88,545	16,103,592	16,321,879	1,339,623,364	1,007,114,096
9	J18	상세 불명 병원체의 폐렴	80,571	946,358	1,367,346	254,582,887	204,722,193
10	K64	치핵 및 항문 주위 정맥 혈전증	71,276	173,170	315,579	89,018,952	68,276,643
11	M48	기타 척추 병증	67,521	750,025	1,766,087	175,252,024	130,600,737
12	R42	어지럼증 및 어지럼	67,155	128,132	359,370	46,285,681	31,747,650
13	M75	어깨 병변	63,518	527,562	1,254,945	175,844,010	130,631,626
14	O80	단일자연분만	61,280	202,638	421,390	124,533,258	122,455,405
15	R10	복부 및 골반 통증	61,225	118,400	338,247	38,772,050	28,607,814
16	D25	자궁의 평활근 증	58,849	265,947	538,698	205,774,883	149,856,252
17	S32	요추 및 골반의 골절	55,452	1,024,035	1,753,083	185,292,508	137,274,841
18	S52	아래 팔의 골절	50,384	499,995	965,361	169,709,004	127,117,689
19	R50	기타 및 원인 미상의 열	49,765	151,781	304,697	35,688,212	28,547,424
20	C50	유방의 악성 신 생물	48,483	1,546,165	2,464,929	481,216,574	400,939,912
21	I63	뇌경색증	47,355	3,735,988	4,476,867	699,947,677	554,484,868
22	S22	늑골, 흉골 및 흉추의 골절	46,798	720,504	1,249,470	127,853,043	94,554,325
23	Z03	의심되는 질병 및 병태를 위한 의학적 관찰 및 평가	44,959	231,493	348,429	16,056,408	12,355,266
24	N39	비뇨계통의 기타 장애	44,926	350,811	644,380	115,880,669	90,578,014
25	K80	담석증	44,317	356,052	868,261	241,983,904	181,339,966
26	S82	발목을 포함한 아래 다리의 골절	43,816	653,068	1,100,097	171,619,331	128,350,144
27	H81	전정기능 장애	39,912	140,449	379,711	43,625,384	30,389,890
28	S72	대퇴골의 골절	38,801	1,728,774	2,429,534	398,954,916	302,803,551
29	O82	제왕절개에 의한 단일분만	38,475	238,024	349,073	101,786,509	88,575,594
30	D24	유방의 양성 신 생물	38,252	62,665	169,020	19,701,872	14,865,651
31	J20	급성 기관지염	37,701	208,406	391,843	31,052,169	25,741,692
32	H26	기타 백내장	37,101	59,826	169,463	65,908,881	52,876,145
33	Z20	전염성 질환에 접촉 및 노출	35,575	201,420	232,526	8,109,780	6,647,190
34	N10	급성 세뇨관 질환	34,944	341,741	625,310	101,556,654	77,755,392
35	M54	등통증	34,794	166,748	306,026	28,575,509	21,202,053
36	000	2형 당뇨병	34,035	555,201	904,891	86,074,952	65,853,747
37	S33	요추 및 골반의 관절 인대의 탈구, 염좌 및 긴장	33,482	180,023	296,702	24,012,968	17,931,373
38	I67	기타 뇌혈관 질환	32,945	345,242	900,762	213,819,856	183,419,031
39	K35	급성 충수염	32,808	174,695	313,614	133,398,474	99,204,487
40	R51	두통	32,104	74,036	240,932	26,637,438	17,611,278
41	I83	하지의 정맥류	31,523	47,518	267,848	20,551,405	16,020,663
42	O34	골반 기관의 알려진 또는 의심되는 이상에 대한 산모 관리	31,503	205,400	315,401	86,257,894	74,758,702
43	O33	알려진 또는 의심되는 불균형에 대한 산모 관리	31,440	191,151	261,969	81,178,748	70,096,361
44	M23	무릎의 내부 장애	31,192	277,886	623,912	77,732,977	56,720,201
45	Z51	기타 의학적 관리를 위하여 보건 서비스와 접촉하고 있는 사람	30,991	523,886	1,996,481	316,293,508	290,857,626
46	M50	경추간판 장애	30,873	193,871	507,192	43,370,489	31,954,155
47	I20	협심증	30,368	166,806	568,097	129,217,473	113,558,143
48	A41	기타 패혈증	29,457	591,875	656,151	149,307,713	120,142,281
49	C73	갑상선의 악성 신 생물	28,136	294,360	674,349	121,494,243	99,243,962
50	R07	목구멍 및 가슴의 통증	27,738	49,124	175,362	25,273,277	19,394,404

주 : 진료일 기준(한의분류 제외)

# 상병 진료현황(여자)

of Disease(Female)

(단위 : 명, 일, 천원)

Unit : Person, Day, KRW 1,000

순위 Rank	상병 기호 I.C.D	상병명 Diseases	진료실인원수 Patients	입내원일수 Visits	요양급여일수 Reimbursed Days	진료비 Medical Expense	급여비 Benefit
51	N84	여성 생식관의 폴립	27,292	40,379	147,360	21,903,388	16,351,504
52	S92	발목을 외한 발의 골절	26,629	271,962	496,509	57,696,720	42,757,066
53	K63	장기의 타질 환	25,412	85,770	234,901	43,902,843	33,885,010
54	I10	본태성(원발성)고혈압	22,982	605,768	813,046	55,178,607	40,783,910
55	S06	두개내손상	22,705	439,047	637,810	121,776,395	98,144,970
56	N18	만성 신장병	22,126	1,060,371	1,294,929	243,104,320	208,870,747
57	M65	윤활막염 및 힘줄 윤활막염	21,188	115,822	300,114	28,680,969	21,215,432
58	S83	무릎의 관절 및 인대의 탈구, 염좌 및 긴장	20,857	206,451	390,571	52,132,492	36,937,211
59	N20	신장 및 요관의 결석	20,686	70,564	201,351	45,233,946	34,540,054
60	D27	난소의 양성 신생물	20,053	95,173	179,074	72,352,854	52,863,933
61	G81	편마비	19,445	3,335,538	3,479,944	388,168,172	298,638,515
62	K29	위염 및 십이지장염	19,430	53,318	145,650	13,991,565	10,538,316
63	K92	소화계통의 기타 질환	18,766	90,238	198,764	36,698,843	28,634,628
64	N80	자궁내막증	18,463	83,779	169,994	66,146,447	48,187,887
65	S42	어깨 및 위팔의 골절	18,292	255,277	441,570	78,901,141	59,227,491
66	G44	기타 두통 증후군	18,065	50,023	167,730	17,588,069	11,301,245
67	I50	심부전	17,956	372,581	581,202	108,019,471	86,047,578
68	Z47	기타정형외과적추적치료를위하여보건서비스와접하고	17,808	88,390	270,330	32,582,818	24,538,193
69	R06	호흡의 이상	17,569	75,071	121,710	19,149,765	14,758,742
70	N63	유방의 상세포의 덩이	17,423	22,842	52,144	5,254,845	3,987,586
71	G47	수면장애	17,326	43,229	62,239	15,558,212	12,396,564
72	R55	실신 및 허탈	16,912	33,616	74,224	16,117,057	11,653,350
73	J34	코 및 비동의 기타 장애	16,844	28,466	68,844	16,680,755	12,528,737
74	S93	발목 및 발부위의 관절 및 인대의 탈구, 염좌 및 긴장	16,791	144,703	270,360	30,234,726	22,309,095
75	C34	기관지 및 폐의 악성 신생물	16,723	526,020	825,952	192,990,790	171,250,908
76	M43	기타 변형성 등증	16,570	200,874	503,216	69,484,459	52,137,159
77	G20	파킨슨 손병	16,424	2,391,613	2,505,137	251,482,628	207,738,003
78	O60	조기진통 및 분만	16,004	168,696	234,592	45,212,866	39,367,340
79	N83	난소, 난관 및 넓은 인대의 비염증성 장애	15,332	58,601	125,639	46,156,255	34,062,408
80	J12	달리 분류되지 않은 바이러스 폐렴	15,241	101,555	174,383	22,041,346	18,776,944
81	N60	양성 유방형성이상	14,869	24,752	72,899	7,026,499	5,281,981
82	O65	산모골반이상으로 인한 난산	14,440	95,226	123,824	38,362,131	33,122,931
83	K59	기타 기능성 장 장애	14,200	42,012	116,262	9,640,588	7,303,153
84	B02	대장 상포진	14,135	127,041	236,065	24,289,457	18,269,650
85	J15	달리 분류되지 않은 세균성 폐렴	13,883	232,015	286,464	49,944,849	39,856,816
86	C16	위의 악성 신생물	13,397	407,213	684,574	137,716,960	121,117,277
87	S62	손목 및 손부위의 골절	13,309	86,044	185,365	23,187,955	17,343,471
88	D12	결장, 직장, 항문 및 항문관의 양성 신생물	13,135	40,809	108,953	21,089,239	16,254,594
89	A04	기타 세균성 장 감염	13,123	111,294	196,450	31,134,599	24,697,545
90	J10	확인된계절성인플루엔자바이러스에의한인플루엔자	13,050	57,634	107,439	12,064,873	10,601,833
91	M19	기타 관절증	12,914	185,911	389,177	69,844,253	52,344,953
92	A08	바이러스성 및 기타 명시된 장 감염	12,767	56,967	107,931	12,950,501	11,297,307
93	K56	탈장이 없는 마비성장 폐색증 및 장 폐색	12,454	109,567	185,021	39,588,316	30,843,212
94	B34	상세포의 비바이러스 감염	12,117	42,367	79,006	9,071,964	7,789,128
95	O83	기타 보조단일분만	12,081	40,520	81,810	23,818,740	23,452,643
96	G56	팔의 단일 신경병증	11,946	69,809	179,168	21,227,836	15,747,216
97	C18	결장의 악성 신생물	11,879	440,541	723,669	155,274,933	137,992,039
98	H35	기타 악막 장애	11,531	37,414	85,084	40,094,470	32,087,080
99	B08	달리 분류되지 않은 피부 및 점막병변이 특징인 기타 바이러스	11,444	50,086	87,700	10,076,298	9,213,249
100	R56	달리 분류되지 않은 경련	11,412	37,203	86,273	15,929,779	12,831,475

Note : Based on the Treatment Month (excluding herbal medicine)

제VI-4-2표  
Table VI-4-2

질병소분류별 입원 다빈도  
Inpatient Benefits by Frequency

순위 Rank	상병 기호 I.C.D	상병명 Diseases	진료실인원수 Patients	입내원일수 Visits	요양급여일수 Reimbursed Days	진료비 Medical Expense	급여비 Benefit
101	G43	편 두 통	11,151	35,149	150,996	11,346,448	7,573,212
102	I61	뇌 내 출 혈	11,082	1,248,913	1,435,612	260,152,463	212,953,487
103	K81	담 낭 염	10,783	116,733	223,618	57,807,628	43,040,966
104	J40	급 성 인 지 만 성 인 지 명 시 되 지 않 은 기 관 지 염	10,748	65,839	143,228	9,981,233	7,532,270
105	R11	구 역 및 구 토	10,731	24,460	62,225	6,608,276	5,232,388
106	G45	일 과 성 뇌 허 혈 발 작 및 관 련 증 후 군	10,561	52,830	147,936	22,961,721	15,534,604
107	K21	위 - 식 도 역 류 병	10,558	47,946	147,422	12,300,937	9,031,408
108	M79	달 리 분 류 되 지 않 은 기 타 연 조 직 장 애	10,177	53,389	102,299	9,181,219	6,895,692
109	E87	수 분 , 전 해 질 및 산 - 염 기 균 형 의 기 타 장 애	10,135	93,699	170,048	28,321,237	21,892,696
110	J21	급 성 세 기 관 지 염	10,093	59,572	114,788	11,985,326	10,398,814
111	N93	기 타 이 상 자 궁 및 질 출 혈	9,954	17,494	51,021	7,269,585	5,530,600
112	J03	급 성 편 도 염	9,774	43,845	82,018	7,108,621	5,919,700
113	J45	천 식	9,704	150,578	237,640	25,286,221	19,462,933
114	M25	달 리 분 류 되 지 않 은 기 타 관 절 장 애	9,671	57,084	119,121	13,436,745	9,980,921
115	I48	심 방 세 동 및 조 동	9,489	93,999	213,700	59,081,665	51,719,407
116	M47	척 추 증	9,429	120,939	233,744	22,507,813	16,957,912
117	M20	손 가 락 및 발 가 락 의 후 천 변 형	9,426	112,415	240,074	35,402,716	26,534,258
118	L03	연 조 직 염	9,417	98,504	171,823	21,285,515	16,178,502
119	J32	만 성 부 비 동 염	9,367	29,528	82,451	20,046,793	14,476,910
120	F20	조 현 병	9,362	1,412,274	1,565,860	138,157,867	112,754,662
121	J02	급 성 인 두 염	9,322	36,483	67,543	4,418,175	3,718,642
122	N30	방 광 염	9,217	50,564	112,041	12,826,650	9,860,724
123	T78	달 리 분 류 되 지 않 은 유 해 작 용	9,154	15,369	45,768	4,338,654	3,441,848
124	K57	장 의 계 실 병	9,076	64,337	127,500	23,691,784	17,900,504
125	D05	유 방 의 제 자 리 암 종	8,965	99,600	169,182	65,135,851	50,842,505
126	O81	집 게 및 진 공 흡 착 기 에 의 한 단 일 분 만	8,964	30,985	68,308	22,433,366	22,094,190
127	N17	급 성 신 부 전	8,787	147,745	223,638	55,064,593	43,748,365
128	J06	다 발 성 및 상 세 불 명 부 위 의 급 성 상 기 도 감 염	8,684	21,482	50,817	3,775,863	3,129,338
129	000	상 세 불 명 의 당 뇨 병	8,601	139,688	209,911	25,300,501	19,470,202
130	C22	간 및 간 내 담 관 의 악 성 신 생 물	8,567	232,198	475,132	107,537,238	96,749,520
131	J35	편 도 및 아 데 노 이 드 의 만 성 질 환	8,466	24,495	69,646	13,040,649	10,141,571
132	C56	난 소 의 악 성 신 생 물	8,458	374,713	745,979	117,716,447	103,535,705
133	M77	기 타 골 부 착 부 병 증	8,387	53,427	131,176	12,966,143	9,510,130
134	D13	기 타 및 부 위 불 명 의 소 화 계 통 의 악 성 신 생 물	8,364	41,725	141,050	26,018,476	19,798,214
135	I25	만 성 허 혈 심 장 병	8,308	60,831	191,697	44,751,654	39,086,351
136	S02	두 개 골 및 안 면 골 의 골 절	7,987	40,970	83,044	15,395,486	11,247,839
137	N81	여 성 생 기 탈 출	7,929	38,278	83,939	22,823,814	17,180,149
138	R00	심 장 박 동 의 이 상	7,815	16,023	35,194	6,700,222	5,332,655
139	D17	양 성 지 방 종 성 신 생 물	7,782	31,768	80,283	11,543,628	8,590,333
140	I21	급 성 심 근 경 색 증	7,557	91,875	184,502	92,482,024	84,269,941
141	M67	윤 활 막 및 힘 줄 의 기 타 장 애	7,504	34,262	96,021	9,652,678	7,184,131
142	C25	체 장 의 악 성 신 생 물	7,332	305,919	644,108	116,682,968	105,022,428
143	S13	목 부 위 의 관 절 및 인 대 의 탈 구 , 염 좌 및 긴 장	7,246	39,178	66,762	5,288,756	3,950,625
144	000	기 타 비 독 성 고 이 터	7,244	16,278	48,919	7,412,653	5,159,814
145	J69	고 체 및 액 체 에 의 한 폐 령	7,193	159,683	206,992	54,740,288	43,904,018
146	D06	자 궁 경 부 의 제 자 리 암 종	7,176	31,346	72,957	13,647,698	11,526,924
147	K60	항 문 및 직 장 부 의 열 창 및 누 공	7,136	16,517	33,970	8,558,072	6,621,236
148	G51	안 면 신 경 장 애	7,035	30,563	83,197	14,379,807	10,341,860
149	K25	위 궤 양	6,963	64,391	147,660	23,026,441	17,847,861
150	O32	태아의알려진또는의심되는이상태위에대한산모관리	6,931	44,012	65,164	19,392,015	16,826,631

주 : 진료일 기준 (한의학 제외)



# 상병 진료현황(여자) <계속>

of Disease(Female) <Cont'd>

(단위 : 명, 일, 천원)

Unit : Person, Day, KRW 1,000

순위 Rank	상병 기호 I.C.D	상병명 Diseases	진료실인원수 Patients	입내원일수 Visits	요양급여일수 Reimbursed Days	진료비 Medical Expense	급여비 Benefit
151	O42	양막의 조기 파열	6,914	44,507	74,833	21,251,152	19,296,100
152	S46	어깨 및 팔 부위의 근육 및 힘줄의 손상	6,738	78,436	149,696	22,595,428	16,763,063
153	F32	우울에 빠진 소년	6,645	193,299	267,069	27,385,850	21,063,466
154	I60	지주막하 출혈	6,590	453,296	569,547	174,380,570	151,727,969
155	N64	유방의 기타 장애	6,559	11,466	31,282	5,573,579	4,027,682
156	I46	심장 정지	6,400	32,721	37,952	26,728,613	21,941,255
157	K75	기타 염증성 간 질환	6,373	80,190	145,334	29,888,476	23,492,334
158	K61	항문 및 직장 부의 농양	6,362	11,524	22,259	6,567,049	5,210,309
159	N87	자궁경부의 이형성	6,302	11,328	39,049	5,383,987	4,114,508
160	H66	화농성 및 상열성 중이염	6,286	28,934	81,519	14,397,703	11,117,091
161	S66	손목 및 손 부위의 근육 및 힘줄의 손상	6,265	37,772	80,927	10,637,707	7,970,960
162	K85	급성 췌장염	6,132	63,640	126,793	24,246,816	18,485,118
163	S01	머리의 열린 상처	5,988	15,552	36,690	4,894,946	3,689,196
164	M24	기타 특정 관절 장애	5,969	59,713	122,080	14,580,961	10,758,092
165	C20	직장의 악성 신생물	5,951	199,562	317,073	63,998,794	56,666,822
166	H50	기타 사시	5,908	10,309	45,162	9,021,832	8,174,600
167	O02	기타 비정상적 수태부산물	5,834	9,716	33,585	3,722,423	2,866,594
168	G40	뇌전증	5,774	75,063	165,889	23,185,842	18,782,600
169	S61	손목 및 손의 열린 상처	5,684	20,287	46,077	5,305,357	4,045,201
170	M13	기타 관절염	5,632	80,748	139,506	20,537,393	15,431,132
171	C54	자궁체부의 악성 신생물	5,622	147,389	301,937	48,823,294	42,188,935
172	F31	양극성 정동 장애	5,617	254,346	331,288	35,376,384	26,769,854
173	N85	자궁경부를 제외한 자궁의 기타 비염증성 장애	5,609	11,698	39,448	7,222,715	5,378,423
174	K31	위 및 십이지장의 기타 질환	5,598	20,850	70,714	10,418,370	8,157,609
175	M99	달리 분류되지 않은 생체역학적 병변	5,589	60,826	160,320	18,746,580	14,000,795
176	K83	담도의 기타 질환	5,569	62,499	140,294	31,783,931	25,419,268
177	K52	기타 비감염성 위장염 및 결장염	5,480	24,565	54,433	5,968,823	4,584,478
178	L89	욕창 궤양 및 압박 부위	5,402	254,165	278,301	32,668,059	25,058,242
179	I47	발작성 빈맥	5,392	18,970	45,999	29,170,294	26,722,526
180	C53	자궁경부의 악성 신생물	5,316	171,530	322,230	58,323,118	51,883,024
181	S43	견갑대의 관절 및 인대의 탈구, 염좌 및 긴장	5,292	35,571	65,429	7,006,020	5,226,752
182	P07	달리 분류되지 않은 단기 임신 및 저체중 출산에 관련된 장애	5,249	115,805	143,595	99,567,938	98,775,817
183	G82	하반신 마비 및 사지 마비	5,118	781,564	835,537	103,223,507	80,667,756
184	K58	과민대장 증후군	5,118	20,669	71,720	6,465,556	4,693,017
185	D64	기타 빈혈	5,033	30,443	64,073	9,068,629	7,041,037
186	L50	두드러기	4,908	10,644	27,662	1,944,911	1,544,665
187	T81	달리 분류되지 않은 처치의 합병증	4,847	57,651	99,258	20,872,846	16,483,932
188	J05	급성 폐색성 후두염 [크룹] 및 후두개염	4,819	17,912	37,009	4,053,128	3,482,754
189	N13	폐색성 및 역류성 요로병증	4,805	36,969	88,877	20,071,912	16,040,749
190	K82	담낭의 기타 질환	4,803	24,451	79,087	17,965,923	13,226,948
191	000	체장내분비의 기타 장애	4,667	20,206	32,423	5,391,079	4,179,220
192	F03	상열성 뇌염의 치매	4,601	489,084	499,536	41,235,208	30,929,609
193	H02	눈꺼풀의 기타 장애	4,569	6,026	23,239	5,645,420	4,634,869
194	J11	바이러스가 확인되지 않은 인플루엔자	4,522	16,173	32,492	3,354,373	2,913,088
195	I49	기타 심장 부정맥	4,521	34,153	71,091	27,547,181	24,522,217
196	Z34	정상임신의 관리	4,521	22,420	34,049	5,427,245	4,856,538
197	D21	결합조직 및 기타 연조직의 기타 양성 신생물	4,501	19,342	49,694	6,357,177	4,698,490
198	Z32	수막의 양성 신생물	4,489	132,269	207,107	50,388,252	45,693,842
199	O68	태아 스트레스 [절박] 가 합병된 진통 및 분만	4,453	27,834	42,062	12,750,200	11,198,895
200	R04	기타 출혈	4,413	15,663	35,970	8,850,831	6,849,659

Note : Based on the Treatment Month (excluding herbal medicine)

제VI-5표  
Table VI-5

질병소분류별 외래 다빈도  
Outpatient Benefits by Frequency

순위 Rank	상병 기호 I.C.D	상병명 Diseases	진료실인원수 Patients	입내원일수 Visits	요양급여일수 Reimbursed Days	진료비 Medical Expense	급여비 Benefit
1	U07	U 0 7 의 응 급 사 용	23,616,507	56,023,636	194,494,143	3,239,699,754	2,404,863,238
2	K05	치 은 염 및 치 주 질 환	18,114,090	38,587,085	70,709,139	2,026,598,106	1,415,994,415
3	J20	급 성 기 관 지 염	13,167,768	39,476,521	202,324,344	1,383,587,058	1,054,534,593
4	I10	본 태 성 ( 원 발 성 ) 고 혈 압	6,995,536	47,181,670	1,895,732,063	4,186,717,180	2,992,318,836
5	J30	혈 관 운 동 성 및 앨 러 지 성 비 염	6,212,732	14,374,028	113,318,264	545,695,168	402,126,824
6	K02	치 아 우 식	6,127,909	10,469,362	13,117,638	574,898,930	408,088,181
7	Z11	감염성 및 기생충성 질환에 대한 특수 선별 검사	6,060,314	10,699,477	19,592,349	584,992,183	382,235,531
8	M54	등 통 증	5,530,568	23,377,904	114,153,596	1,295,250,179	924,590,331
9	J06	다발성 및 상세 불명 부위의 급성 상기도 감염	5,112,548	9,032,638	46,504,392	330,797,255	255,669,668
10	K29	위 염 및 십 이 지 장 염	5,076,841	8,755,603	102,088,202	533,349,672	369,914,420
11	K21	위 - 식 도 역 류 병	4,867,049	9,957,203	170,235,773	697,675,057	481,384,345
12	J00	급 성 비 인 두 염 [ 감 기 ]	4,466,876	8,182,952	39,801,762	288,317,897	229,520,843
13	J02	급 성 인 두 염	4,370,825	7,705,716	36,447,785	283,329,342	219,679,470
14	L23	앨 러 지 성 접 촉 피 부 염	4,130,004	8,087,528	54,740,572	276,203,532	202,900,136
15	H10	결 막 염	3,929,225	6,493,152	25,609,171	302,863,860	219,521,736
16	A09	감염성 및 상세 불명 기원의 기타 위장염 및 결장염	3,895,985	6,295,245	33,447,529	284,989,710	194,980,509
17	Z20	전 염 성 질 환 에 접 촉 및 노 출	3,862,048	5,840,154	12,524,769	321,077,945	240,335,597
18	J03	급 성 편 도 염	3,579,254	6,317,357	30,973,796	231,692,764	174,975,565
19	K04	치 수 및 근 단 주 위 조 직 의 질 환	3,483,415	11,162,485	18,204,840	582,510,788	410,356,086
20	E11	2 형 당 뇨 병	3,330,850	21,898,415	846,036,327	2,787,109,925	1,931,226,118
21	M17	무 료 관 절 증	3,049,516	16,912,358	162,836,516	1,054,923,287	713,066,574
22	M79	달 리 분 류 되 지 않 은 기 타 연 조 직 장 애	2,893,454	6,634,680	38,992,235	263,241,562	185,550,431
23	E78	기 질 단 백 질 대 사 장 애 및 기 타 지 질 증	2,839,252	9,302,916	472,915,353	906,059,358	628,224,635
24	J01	급 성 부 비 동 염	2,691,800	6,489,476	35,596,316	244,775,145	183,192,855
25	H52	굴 절 및 조 절 의 장 애	2,628,327	3,834,367	10,722,045	261,174,888	183,453,182
26	H04	눈 물 계 통 의 장 애	2,583,455	4,641,528	26,361,573	300,610,189	213,719,592
27	R10	복 부 및 골 반 통 증	2,508,144	3,801,259	28,392,099	418,215,872	256,607,859
28	J04	급 성 후 두 염 및 기 관 염	2,459,807	4,451,044	24,529,024	170,155,386	128,591,870
29	M75	어 깨 병 변	2,414,018	11,259,722	61,569,721	555,168,071	382,573,376
30	L50	두 드 러 기	2,256,782	4,428,357	43,604,653	174,165,138	122,651,781
31	S33	요추 및 골반의 관절 및 인대의 탈구, 염좌 및 긴장	2,121,647	5,948,981	25,690,640	290,594,133	204,264,264
32	S93	발목 및 발부위의 관절 및 인대의 탈구, 염좌 및 긴장	2,034,975	4,884,137	16,876,313	225,525,473	153,241,798
33	B35	백 선 증	2,027,823	4,924,458	40,214,801	223,325,141	160,465,764
34	K03	치 아 경 조 직 의 기 타 질 환	1,928,335	2,875,273	4,513,129	156,519,317	109,792,079
35	K00	치 아 의 발 육 및 맹 출 장 애	1,921,788	3,488,660	3,980,864	121,306,619	87,436,191
36	M51	기 타 추 간 판 장 애	1,891,900	8,927,817	66,164,321	549,842,604	369,322,576
37	M48	기 타 척 추 병 증	1,816,454	10,324,230	90,285,656	661,930,174	466,529,101
38	K59	기 타 기 능 성 장 장 애	1,807,046	2,985,861	31,202,598	189,541,255	129,850,165
39	M65	운 활 막 염 및 힘 줄 운 활 막 염	1,772,801	4,923,912	26,086,735	201,261,875	139,594,094
40	J40	급 성 인 지 만 성 인 지 명 시 되 지 않 은 기 관 지 염	1,740,645	3,229,656	20,011,310	132,947,588	96,588,692
41	H60	외 이 염	1,649,658	3,507,805	11,220,002	97,955,412	72,150,546
42	H00	맥 립 증 및 콩 다 래 끼	1,630,801	2,742,643	11,288,026	124,451,131	88,427,738
43	N30	방 광 염	1,619,866	3,552,376	26,906,757	195,497,079	135,289,754
44	L30	기 타 피 부 염	1,551,927	2,794,523	22,392,304	117,364,064	79,241,883
45	S63	손목 및 손부위의 관절 및 인대의 탈구, 염좌 및 긴장	1,522,956	3,129,237	11,771,630	138,864,191	95,834,737
46	K08	치 아 및 지 지 구 조 의 기 타 장 애	1,511,305	4,057,650	7,953,769	1,665,324,296	1,169,970,708
47	M25	달 리 분 류 되 지 않 은 기 타 관 절 장 애	1,474,473	3,878,359	24,448,166	193,877,146	133,066,178
48	N40	전 립 선 증	1,432,138	6,299,381	256,036,389	664,004,684	444,118,929
49	J32	만 성 부 비 동 염	1,422,705	3,401,540	18,680,041	156,690,834	112,518,869
50	M77	기 타 골 부 착 부 병 증	1,398,868	4,721,770	24,744,525	198,059,771	136,944,523

주 : 진료일 기준 (한의원류 제외, 요양급여일수, 진료비와 급여비는 약국포함)

# 상병 진료현황(계)

of Disease(Total)

(단위 : 명, 일, 천원)

Unit : Person, Day, KRW 1,000

순위 Rank	상병 기호 I.C.D	상병명 Diseases	진료실인원수 Patients	입내원일수 Visits	요양급여일수 Reimbursed Days	진료비 Medical Expense	급여비 Benefit
51	K58	과민대장증후군	1,394,456	2,180,855	17,370,009	168,129,840	114,747,663
52	H16	각막	1,371,145	2,532,819	10,727,667	147,180,965	103,064,476
53	K63	장 의 기 타 질 환	1,325,781	1,815,218	14,357,897	598,092,879	388,223,440
54	Z46	기타장치의부착및조정을위하여보건서비스와접하고있	1,305,290	1,856,998	2,054,767	119,624,468	84,927,474
55	L02	피부의농양, 종기 및 큰 종기	1,291,973	2,746,745	14,636,849	102,377,427	72,079,448
56	K01	매물치 및 매복치	1,291,461	2,611,244	6,449,929	180,229,792	120,310,885
57	H35	기타 망막 장애	1,244,539	2,906,907	28,269,193	513,220,553	379,878,905
58	L24	자극물접촉피부염	1,228,864	2,066,936	12,955,048	69,733,839	50,362,339
59	M47	척추	1,209,241	5,304,544	29,637,392	337,756,330	241,304,133
60	N76	질 및 외음부의기타염증	1,188,642	2,174,192	11,741,466	152,289,806	103,455,480
61	M19	기타관절질환	1,148,980	3,271,466	45,915,898	212,556,292	136,306,615
62	K52	기타비감염성위장염및결장염	1,147,519	1,640,550	8,623,557	69,594,147	49,281,572
63	L03	연조직	1,140,301	2,317,588	11,168,282	88,457,445	61,080,734
64	M81	병적골절이없는골다공증	1,119,585	3,239,846	102,274,164	308,061,085	211,688,796
65	H40	녹내장	1,118,239	3,139,592	23,682,468	423,944,723	277,516,521
66	H81	전정기능의장애	1,115,879	2,606,724	34,438,604	257,684,653	169,993,876
67	H25	노년백내장	1,106,480	2,910,205	12,596,637	228,349,830	162,553,949
68	R51	두통	1,088,877	1,745,947	21,341,639	159,066,690	86,965,964
69	R07	목구멍및가슴의통증	1,085,611	1,761,061	28,009,208	213,784,865	123,316,727
70	K07	치아열구이상 [ 부정교합포함 ]	1,056,855	1,893,273	5,754,985	84,592,588	57,602,148
71	N72	자궁경부의염증성질환	1,047,155	1,825,231	9,217,382	142,247,087	96,454,337
72	M13	기타관절염	1,020,357	2,955,049	29,694,992	148,575,787	105,322,421
73	Z00	호소증상및보고된진단명이없는사람의일반적검사및조	992,965	1,073,213	5,706,415	56,156,348	36,968,937
74	H66	화농성및상세불명의중이염	988,320	3,068,485	13,981,869	107,458,857	80,486,261
75	L20	아토피성피부염	968,705	2,292,508	19,769,175	175,693,557	139,817,096
76	Z03	의심되는질병및병태를위한의학적관찰및평가	962,698	1,474,472	5,082,178	106,331,561	61,746,967
77	M50	경추간판장애	948,603	4,193,470	24,727,614	236,460,096	159,830,044
78	F32	우울장애	926,977	6,966,562	130,329,074	509,355,569	385,435,467
79	S13	목부위의관절및인대의탈구, 염좌및긴장	918,433	2,337,220	8,904,916	109,728,009	76,540,651
80	R42	어지럼증및어지럼	908,251	1,591,868	23,717,547	161,772,309	93,948,135
81	J45	천식	851,665	2,411,962	41,794,558	190,864,117	129,050,094
82	J34	코및비동의기타장애	835,523	1,665,136	9,788,128	88,903,807	58,676,196
83	S83	무릎의관절및인대의탈구, 염좌및긴장	825,229	2,422,869	11,301,537	111,858,278	74,282,558
84	F41	기타불안장애	812,761	4,667,481	91,810,027	292,681,912	220,290,844
85	L21	지루피부염	810,242	1,606,634	12,283,488	56,609,314	40,477,996
86	K76	간의기타질환	807,830	1,278,711	23,309,942	142,795,334	93,905,222
87	S61	손목손의열린상처	804,390	2,514,831	6,412,992	106,039,806	68,078,865
88	K12	구내염및관련병변	795,957	1,260,376	5,213,195	37,584,971	27,316,027
89	J21	급성세기관지염	785,620	1,952,210	9,998,778	70,408,918	54,468,318
90	B00	헤르페스바이러스 [ 단순헤르페스 ] 감염	760,893	1,168,276	6,448,665	49,389,763	35,515,234
91	K30	기능성소화불량	754,159	1,147,233	12,405,515	64,381,671	43,593,264
92	G47	수면장애	752,207	2,454,353	57,115,229	122,831,333	85,297,829
93	S02	두개골및안면골의골절	742,811	1,292,858	2,363,615	63,251,376	40,501,441
94	R50	기타및원인미상의열	740,801	1,015,186	3,718,122	69,191,509	45,978,708
95	B37	칸디다증	710,355	1,233,736	6,760,116	76,625,171	52,792,693
96	N95	폐경및기타폐경전후장애	702,903	2,115,980	101,001,475	124,253,370	82,656,998
97	B02	대상포진	697,226	1,821,622	11,414,722	119,519,722	82,990,932
98	I20	협심증	683,467	2,373,326	170,932,887	566,521,716	368,689,336
99	N93	기타이상자궁및질출혈	671,482	1,032,857	4,804,589	126,916,387	82,318,786
100	K25	위궤양	668,772	1,252,545	21,204,452	103,607,439	69,983,916

Note : Based on the Treatment Month (excluding herbal medicine, including pharmacy in Treatment Amount and Benefit Amount)

제VI-5표  
Table VI-5

질병소분류별 외래 다빈도  
Outpatient Benefits by Frequency

순위 Rank	상병 기호 I.C.D	상병명 Diseases	진료실인원수 Patients	입내원일수 Visits	요양급여일수 Reimbursed Days	진료비 Medical Expense	급여비 Benefit
101	B34	상 세 불 명 부 위 의 바 이 러 스 감 염	662,522	1,240,844	4,039,257	79,139,533	55,037,656
102	S23	총 광 의 관 절 및 인 대 의 탈 구 , 염 작 및 긴 장	656,307	1,112,714	5,306,281	53,669,321	37,332,479
103	S43	견 갑 대 의 관 절 및 인 대 의 탈 구 , 염 작 및 긴 장	655,111	1,856,410	7,530,329	78,733,212	54,806,126
104	H61	외 이 의 기 타 장 애	646,261	950,667	2,433,892	40,710,939	29,255,638
105	K64	치 해 및 항 문 주 위 정 맥 혈 전 증	619,776	1,410,853	10,754,012	87,580,656	58,864,068
106	000	기 타 갑 상 선 기 능 저 하 증	615,571	2,373,256	129,982,739	192,574,616	126,936,968
107	D25	자 궁 의 평 활 근 중	605,856	1,059,691	9,636,919	137,703,392	75,615,459
108	G43	편 두 통	588,598	1,277,843	20,622,101	97,373,676	61,918,758
109	L08	피 부 및 피 하 조 직 의 기 타 국 소 감 염	585,895	1,020,317	5,214,987	36,134,209	25,749,887
110	H01	눈 껍 찢 풀 의 기 타 염 증	583,209	965,529	4,145,561	52,539,958	36,553,941
111	R11	구 역 및 구 장 토	579,385	771,246	4,443,212	35,203,877	23,476,560
112	H11	결 막 의 기 타 장 애	568,179	836,820	3,416,940	53,254,350	36,734,647
113	N31	달 리 분 류 되 지 않 은 방 광 의 신 경 근 육 기 능 장 애	566,210	1,564,159	52,487,515	145,450,592	98,141,170
114	G44	기 타 두 통 증 후 군	562,819	1,053,637	15,174,819	103,323,192	60,272,609
115	Z29	기 타 예 방 적 조 치 의 필 요	558,081	743,893	1,171,725	67,178,189	55,198,402
116	J18	상 세 불 명 병 원 체 의 폐 렴	557,348	1,327,745	8,884,586	74,410,397	52,308,961
117	R05	기 침	556,513	889,874	8,175,257	62,530,392	37,015,642
118	N64	유 방 의 기 타 장 애	544,045	703,559	2,621,733	85,702,913	52,701,571
119	T85	기타내부인공삽입장치, 삽입물및이식편의합병증	535,275	673,601	1,041,785	30,703,875	21,242,114
120	J31	만 성 비 염 , 비 인 두 염 및 인 두 염	532,492	1,082,796	6,201,846	40,641,117	29,552,217
121	L25	상 세 불 명 의 접 촉 피 부 염	512,159	859,290	5,411,805	28,898,262	20,734,298
122	M10	통 풍	506,986	1,822,352	55,642,554	112,114,892	75,102,746
123	F00	알 츠 하 이 머 병 에 서 의 치 매 ( G 3 0 . - + )	500,370	2,906,255	105,729,146	486,566,291	349,961,407
124	S01	머 리 의 열 린 상 처	498,496	1,385,004	3,195,964	79,623,753	46,937,196
125	A04	기 타 세 균 성 장 감 염	493,246	694,746	4,119,629	29,970,450	21,057,562
126	D12	결 장 , 직 장 , 항 문 및 항 문 관 의 양 성 신 생 물	488,444	743,791	8,535,198	157,436,378	96,869,984
127	J10	확 인 된 계 절 성 인 플루 엔 자 바 이 러 스 에 의 한 인 플루 엔 자	486,380	590,086	2,989,799	29,256,015	21,457,813
128	J22	상 세 불 명 의 급 성 하 기 도 감 염	482,410	944,352	5,253,224	33,258,348	25,097,430
129	000	기 타 비 독 성 고 이 터	481,785	969,097	19,197,552	85,340,978	48,322,300
130	I63	뇌 경 색 증	478,564	2,143,715	125,257,608	502,401,158	328,997,825
131	N34	요 도 염 및 요 도 증 후 군	476,266	1,040,391	5,781,318	82,891,300	58,078,308
132	J38	달 리 분 류 되 지 않 은 성 대 및 후 두 의 질 환	474,572	848,655	6,520,337	56,370,466	37,831,775
133	N91	무 월 경 , 소 량 및 희 발 월 경	467,523	689,903	2,985,091	69,007,398	45,654,717
134	H90	전 음 성 및 감 각 신 경 성 청 력 소 실	463,763	816,457	5,998,765	69,112,188	43,091,970
135	L04	급 성 림 프 절 염	460,265	724,778	3,522,202	28,244,097	19,925,824
136	T14	상 세 불 명 의 신 체 부 위 의 손 상	459,386	800,946	2,638,584	35,223,629	22,315,049
137	H26	기 타 백 내 장	450,063	983,417	5,049,350	188,815,028	125,472,208
138	H36	달 리 분 류 된 질 환 에 서 의 망 막 장 애	446,325	1,182,015	31,612,150	163,323,166	102,959,031
139	D23	피 부 의 기 타 양 성 신 생 물	445,592	930,727	2,391,465	63,289,285	41,228,004
140	B07	바 이 러 스 사 마 귀	445,359	1,316,619	2,269,483	86,773,205	60,739,865
141	T15	외 안 의 이 물	442,439	630,080	1,782,933	39,755,007	27,870,080
142	B18	만 성 바 이 러 스 간 염	441,002	1,699,891	75,915,581	419,191,345	268,344,236
143	Z34	정 상 임 신 의 관 리	439,426	3,269,926	8,940,814	350,770,583	291,413,917
144	L28	만 성 단 순 태 선 및 가 려 움 발 진	438,442	926,294	8,613,005	43,301,851	29,242,374
145	H65	비 화 능 성 중 이 염	437,345	1,085,913	5,049,245	46,171,416	32,552,752
146	000	상 세 불 명 의 당 뇨 병	436,676	1,982,883	83,072,053	276,139,392	186,464,756
147	K75	기 타 염 증 성 간 질 환	422,587	914,156	27,466,914	102,309,745	66,352,979
148	J36	편 도 주 위 능 양	415,940	725,174	3,527,247	27,081,486	19,850,954
149	L29	가 려 움	414,638	722,899	6,149,266	28,155,464	20,138,490
150	R73	혈 당 치 상 승	407,972	654,173	15,472,276	47,507,553	30,749,947

주 : 진료일 기준 (한의분류 제외, 요양급여일수, 진료비와 급여비는 약국포함)

# 상병 진료현황(계) <계속>

of Disease(Total) <Cont'd>

(단위 : 명, 일, 천원)

Unit : Person, Day, KRW 1,000

순위 Rank	상병 기호 I.C.D	상병명 Diseases	진료실인원수 Patients	입내원일수 Visits	요양급여일수 Reimbursed Days	진료비 Medical Expense	급여비 Benefit
151	M62	근육의 기타 장애	404,342	966,462	4,597,741	38,031,065	26,291,078
152	N92	과다, 빈발 및 불규칙 월경	400,663	586,891	2,153,308	62,059,141	40,268,988
153	S60	손목 및 손의 표재성 손상	399,895	611,075	2,055,294	29,367,268	19,161,876
154	C73	갑상선의 악성 신 생물	397,675	1,405,197	112,711,966	204,217,296	162,068,088
155	N39	비뇨계통의 기타 장애	397,415	803,948	11,562,542	63,752,455	40,912,084
156	F51	비기질성 수면 장애	394,077	1,939,595	42,118,171	96,647,287	72,756,212
157	M53	달리 분류되지 않은 기타 등 병증	393,245	1,207,597	5,354,479	72,548,982	51,693,854
158	S80	아래 다리의 표재성 손상	387,110	726,476	2,825,087	32,085,910	21,341,184
159	H93	달리 분류되지 않은 귀의 기타 장애	384,469	867,349	10,379,575	57,083,645	36,929,052
160	S22	늑골, 흉골 및 흉추의 골절	376,214	1,066,174	10,110,893	79,754,666	51,239,974
161	Z96	기타 기능성 삽입물의 존재	373,210	1,068,901	4,604,259	84,543,286	58,321,416
162	S90	발목 및 발의 표재성 손상	372,086	569,520	2,065,929	27,337,320	17,848,608
163	D50	철결핍성 빈혈	371,503	722,144	18,879,240	47,282,003	32,133,768
164	M72	섬유모세포 장애	369,638	1,168,232	6,331,369	43,372,581	29,866,612
165	D24	유방의 양성 신 생물	368,665	621,255	1,897,642	69,944,040	39,521,120
166	S92	발목을 제외한 발의 골절	367,631	1,650,092	5,671,741	89,335,844	58,000,790
167	N63	유방의 상세포의 덩이	366,281	561,036	1,772,507	75,495,654	46,118,413
168	L85	기타 표피의 비후	360,941	648,976	3,460,748	19,645,814	13,973,299
169	S00	머리의 표재성 손상	357,494	549,405	1,378,022	28,177,528	17,491,990
170	B08	달리 분류되지 않은 피부 및 점막 병변이 특징인 기타 바이러스	353,060	672,796	2,356,780	18,834,481	14,721,062
171	I67	기타 뇌혈관 질환	352,281	1,029,171	46,552,343	200,245,553	121,603,777
172	J11	바이러스가 확인되지 않은 인플루엔자	340,373	421,831	2,154,094	20,449,969	14,965,352
173	R94	기능검사의 이상 결과	338,502	585,789	11,027,851	61,319,806	34,494,973
174	N94	여성생식기관 및 월경주기와 관련된 통증 및 기타 병태	337,459	520,436	2,315,517	38,097,658	24,716,714
175	H19	달리 분류된 질환에서의 공막 및 각막의 장애	332,120	606,679	2,795,826	37,540,968	26,494,787
176	M76	발목을 제외한 다리의 골부 착부 병증	330,505	846,950	4,062,119	33,331,872	22,950,116
177	A08	바이러스성 및 기타 명시된 장 감염	327,478	457,152	2,185,288	16,267,998	11,684,833
178	F06	뇌손상, 뇌기능 이상 및 신체 질환에 의한 기타 정신 장애	325,864	999,624	45,752,473	130,019,808	86,325,056
179	S62	손목 및 손 부위의 골절	321,482	1,574,294	4,264,419	76,862,168	49,156,358
180	J39	상기도의 기타 질환	321,202	555,885	3,111,445	24,946,275	17,149,043
181	S53	팔꿈치의 관절 및 인대의 탈구, 염좌 및 긴장	315,889	749,168	2,785,672	35,040,065	24,348,531
182	I11	고혈압성 심장 병	310,588	1,243,238	73,392,022	184,504,938	122,440,479
183	L84	티눈 및 굳은살	310,480	722,340	1,800,599	40,815,539	28,737,001
184	H02	눈꺼풀의 기타 장애	302,245	771,511	2,984,269	70,546,419	47,892,140
185	H91	기타 청력 소실	302,114	686,863	4,899,459	60,438,053	36,079,501
186	L72	피부 및 피하 조직의 모낭 낭	300,369	843,841	2,315,464	52,927,261	34,686,763
187	J37	만성 후두염 및 후두 기관염	300,255	591,006	4,828,018	30,701,705	20,999,885
188	J35	편도 및 아데노이드의 만성 질환	297,544	507,645	2,457,233	23,270,200	15,865,203
189	N18	만성 신장 병	294,890	9,422,785	80,528,874	2,007,838,493	1,759,877,256
190	H43	유리체의 장애	291,968	458,867	3,054,670	44,791,925	29,309,461
191	M23	무릎의 내부 장애	286,420	861,764	9,428,626	48,930,353	29,842,609
192	N60	양성 유방형성 이상	285,380	450,261	1,561,134	50,605,511	27,626,083
193	N20	신장 및 요관의 결석	284,039	739,903	8,380,495	262,106,869	167,860,141
194	R31	상세포의 혈뇨	280,941	606,753	6,678,751	70,496,647	39,474,197
195	R00	심장 박동의 이상	280,888	498,757	7,953,534	48,408,548	27,447,266
196	Z71	달리 분류되지 않은 의학적 권고를 위해 보건 서비스와 접촉하고 있는	277,796	376,262	1,331,269	19,433,101	14,732,132
197	L01	농가진	273,867	428,380	2,148,356	14,491,635	10,735,906
198	R91	폐의 진단 영상 검사 상 이상 소견	271,380	507,843	2,405,299	51,247,824	25,481,339
199	R68	기타 전신 증상 및 징후	271,015	335,110	1,206,668	10,267,975	6,376,188
200	R06	호흡의 이상	265,873	460,706	5,702,063	59,027,250	32,565,504

Note : Based on the Treatment Month (excluding herbal medicine, including pharmacy in Treatment Amount and Benefit Amount)

제VI-5표  
Table VI-5

질병소분류별 외래 다빈도  
Outpatient Benefits by Frequency

순위 Rank	상병 기호 I.C.D	상병명 Diseases	진료실인원수 Patients	입내원일수 Visits	요양급여일수 Reimbursed Days	진료비 Medical Expense	급여비 Benefit
201	E05	갑상선독증 [ 갑상선기능항진증 ]	264,397	1,269,416	44,951,331	104,038,580	61,890,048
202	G31	달리분류되지않은신경계통의기타퇴행성질환	261,584	785,270	34,174,871	79,487,338	57,598,879
203	I48	심방세동 및 조동	258,197	1,044,600	67,880,066	258,809,897	167,173,836
204	R52	달리분류되지않은통증	255,689	451,779	5,001,921	29,275,237	17,173,083
205	J42	상세불명의만성기관지염	251,639	526,534	5,643,449	25,817,659	18,079,300
206	E55	비타민D결핍	251,381	433,514	16,092,890	30,919,910	20,143,163
207	M43	기타변형성등병증	250,937	939,038	12,536,516	71,719,469	46,369,052
208	L73	기타모낭장애	250,913	534,505	5,172,939	22,417,408	15,514,254
209	I83	하지의정맥류	249,492	567,884	11,406,195	34,423,403	22,578,296
210	I73	기타말초혈관질환	249,363	585,612	19,934,941	52,637,023	36,938,395
211	M67	윤활막및힘줄의기타장애	248,066	503,342	2,396,490	21,814,643	14,341,683
212	N41	전립선의염증성질환	247,971	759,960	10,211,308	70,863,828	48,758,117
213	L60	손발톱장애	241,240	650,519	2,475,033	26,958,851	18,116,727
214	S06	두개내손상	240,982	415,845	6,631,948	56,566,552	32,596,964
215	I25	만성허혈심장병	238,738	726,382	57,541,371	190,389,624	122,376,718
216	S20	흉부의표재성손상	237,903	347,931	1,774,150	18,339,047	11,951,749
217	C50	유방의악성신생물	236,365	2,674,253	54,355,653	950,794,457	875,227,692
218	M15	다발관절증	236,305	669,676	14,668,903	49,881,661	32,725,347
219	K80	담석증	233,220	602,630	14,669,223	70,359,255	38,628,470
220	J41	단순성및점액화농성만성기관지염	232,605	457,324	3,473,263	17,346,301	12,885,007
221	K26	십이지장궤양	229,491	390,997	6,867,996	36,919,506	24,079,243
222	S52	아래팔의골절	228,585	1,449,155	5,662,874	79,988,350	49,488,402
223	G56	팔의단신경병증	225,810	680,775	5,847,421	46,570,102	30,101,902
224	J98	기타호흡장애	225,048	402,747	2,663,348	42,168,950	22,517,845
225	F43	심한스트레스에대한반응및적응장애	223,516	979,693	18,014,292	78,810,275	55,920,632
226	S91	발목및발의열린상처	218,456	600,141	1,639,715	23,599,478	15,642,971
227	K27	상세불명부위의소화성궤양	215,266	397,236	4,858,052	19,554,261	13,947,813
228	R04	기타도출혈	214,949	375,485	1,833,897	23,584,016	14,303,257
229	T16	귀의이물	212,808	274,611	649,708	11,475,873	8,150,748
230	R60	달리분류되지않은부종	211,395	393,275	6,385,772	31,290,344	19,605,622
231	Z01	호소증상또는보고된진단명이없는사람의기타특수검사	208,801	262,315	1,445,009	16,299,452	10,306,416
232	S82	발목을포함한아래다리의골절	206,314	1,131,749	4,843,556	61,045,285	37,657,914
233	K31	위및십이지장의기타질환	204,589	370,190	5,105,689	40,240,118	23,205,987
234	E30	달리분류되지않은사춘기의장애	200,368	1,011,518	1,849,390	105,853,908	59,378,287
235	E07	갑상선의기타장애	195,714	300,285	5,482,197	27,345,299	17,812,502
236	A63	달리분류되지않은기타주로서행위로전파되는질환	195,136	335,368	1,427,582	34,145,858	23,576,859
237	S81	아래다리의열린상처	192,363	636,766	1,669,225	25,445,566	16,717,475
238	N86	자궁경부의미란및외반	192,148	321,878	1,533,895	29,049,736	20,015,906
239	D13	기타및부위불명의소화계통의양성신생물	190,754	434,807	4,587,194	55,966,805	28,117,357
240	S32	요추및골반의골절	189,832	649,823	10,688,563	62,518,454	39,036,742
241	T23	손목및손의화상및부식	189,275	607,908	1,206,719	37,780,149	25,327,839
242	N80	자궁내막증	188,577	416,662	10,954,379	55,230,449	29,496,087
243	L91	피부의비대성장애	184,533	526,646	1,325,206	22,329,702	15,073,751
244	Z98	기타수술후상태	182,758	534,637	2,172,005	28,051,174	18,888,934
245	R19	소화계통및복부의기타증상및징후	178,350	279,811	2,029,042	27,366,910	15,604,580
246	L63	원형탈모증	177,594	846,256	2,793,650	38,142,932	25,469,052
247	Z02	행정목적위한검사	173,174	175,026	333,097	7,426,765	5,008,152
248	D34	갑상선의양성신생물	172,191	307,864	5,258,871	25,964,505	14,738,293
249	J44	기타만성폐색성폐질환	170,087	610,150	21,637,685	00,743,544	64,693,933
250	M24	기타특정관절장애	169,653	599,059	2,935,637	23,622,428	15,596,809

주 : 진료일 기준 (한의원류 제외, 요양급여일수, 진료비와 급여비는 약국포함)

# 상병 진료현황(계) <계속>

of Disease(Total) <Cont'd>

(단위 : 명, 일, 천원)

Unit : Person, Day, KRW 1,000

순위 Rank	상병 기호 I.C.D	상병명 Diseases	진료실인원수 Patients	입내원일수 Visits	요양급여일수 Reimbursed Days	진료비 Medical Expense	급여비 Benefit
251	Z39	분 만 후 관 리 및 검 사	167,662	274,185	998,292	12,608,174	5,525,430
252	N87	자 궁 경 부 의 이 형 성	166,897	383,784	1,946,805	40,432,886	22,990,278
253	D64	기 타 타 빈 혈	166,310	306,368	6,507,229	28,370,568	17,072,836
254	K82	담 낭 의 기 타 질 환	165,700	287,700	3,166,190	36,357,521	19,967,922
255	H50	기 타 사 시	164,396	328,799	591,442	28,325,168	14,902,395
256	D17	양 성 지 방 종 성 신 생 물	164,246	446,003	1,275,177	33,261,101	21,274,879
257	S73	고 관 절 의 관 절 및 인 대 의 탈 구 , 염 좌 및 긴 장	160,860	353,571	1,584,006	14,250,745	9,900,211
258	I49	기 타 심 장 부 정 맥	158,244	419,405	18,398,937	51,983,831	31,703,414
259	T78	달 리 분 류 되 지 않 은 유 해 작 용	158,057	282,854	3,778,963	21,861,848	12,341,894
260	C16	위 의 악 성 신 생 물	156,867	965,752	13,862,312	210,607,323	191,800,160
261	N73	기 타 여 성 골 반 염 증 질 환	154,185	296,509	1,779,821	25,882,927	17,245,262
262	L40	건 선	153,985	746,477	5,915,548	127,199,498	102,662,612
263	I50	심 부 전	153,834	532,264	28,087,117	112,045,442	73,424,504
264	I87	정 맥 의 기 타 장 애	153,263	305,436	9,568,200	22,532,682	15,305,252
265	N97	여 성 불 임	152,953	1,257,509	4,457,987	236,761,613	157,824,290
266	F90	운 동 과 다 장 애	152,140	1,194,333	25,745,880	127,207,381	92,982,167
267	R22	피 부 및 피 하 조 직 의 국 소 적 부 기 , 종 괴 및 당 이	150,386	330,244	1,023,004	25,176,964	12,596,112
268	M71	기 타 윤 활 낭 병 증	148,168	383,017	2,315,472	18,359,346	12,396,102
269	K73	달 리 분 류 되 지 않 은 만 성 간 염	147,463	327,853	9,227,352	32,448,125	21,715,115
270	N84	여 성 생 식 관 의 폴 립	147,253	266,867	1,403,550	35,756,111	20,589,297
271	D27	난 소 의 양 성 신 생 물	147,132	274,617	2,460,606	34,799,666	18,471,966
272	S05	눈 및 안 와 의 손 상	146,644	250,485	733,270	14,509,559	9,019,057
273	R03	진 단 명 없 는 혈 압 수 치 이 상	144,634	190,056	1,903,480	8,477,900	5,273,478
274	G53	달 리 분 류 된 질 환 예 서 의 뇌 신 경 장 애	144,055	486,258	6,604,022	32,326,586	22,241,170
275	G40	뇌 전 증	143,908	622,260	39,778,772	143,770,732	98,845,456
276	I65	뇌 경 색 증 을 유발 하 지 않 은 뇌 전 동 맥 의 폐쇄 및 협착	143,147	427,237	25,882,591	86,100,325	52,994,712
277	K92	소 화 계 통 의 기 타 질 환	141,644	262,459	3,995,423	30,103,463	16,491,950
278	K06	잇몸 및 무 치 성 치 조 웅 기 의 기 타 장 애	139,259	191,166	329,497	7,664,836	5,375,209
279	H68	귀 인 두 관 염 및 귀 인 두 관 폐 색	138,740	247,187	1,129,341	10,256,892	7,348,883
280	M70	사 용 , 과 용 및 압박 에 관 련 된 연 조 직 장 애	138,624	339,915	1,952,990	15,687,097	10,752,774
281	S46	어 깨 및 위 팔 부 위 의 근 육 및 힘 줄 의 손 상	138,212	616,335	3,323,235	26,878,581	18,173,159
282	K60	항 문 및 직 장 부 의 열 창 및 누 공	137,245	353,811	2,363,552	20,194,560	13,441,506
283	G25	기 타 추 체 외 로 및 운 동 장 애	137,191	408,629	17,467,629	37,694,862	24,239,181
284	M00	혈 청 검 사 양 성 류 마 티 스 관 절 염	137,177	853,322	39,669,760	261,302,859	232,959,128
285	A05	갑 상 선 증	135,841	362,372	17,031,856	31,877,701	19,572,734
286	R92	유 방 의 진 단 영 상 검 사 상 이 상 소 견	135,786	176,170	627,875	19,226,341	11,699,294
287	N10	급 성 세 뇨 관 - 간 질 신 장 염	135,050	281,055	2,576,962	21,105,577	13,289,984
288	S50	아 래 팔 의 표 재 성 손 상	134,201	229,375	781,747	11,109,200	7,223,037
289	A60	항문생식기의헤르페스바이러스[단순헤르페스]감염	133,694	247,215	1,633,383	16,005,964	11,246,064
290	E86	용 적 고 갈	133,025	202,844	822,853	10,146,890	7,250,758
291	J15	달 리 분 류 되 지 않 은 세 균 성 폐 렴	128,819	265,341	1,797,756	13,036,489	9,238,622
292	F31	양 극 성 정 동 장 애	127,639	1,092,958	25,605,409	99,805,194	70,636,657
293	T17	기 도 의 이 물	126,787	147,257	310,558	8,442,910	5,317,783
294	N83	난 소 , 난 관 및 님 은 인 대 의 비 염 증 성 장 애	125,780	219,973	1,702,054	28,702,808	14,118,567
295	R87	여 성 생 식 기 관 검 사 물 의 이 상 소 견	122,524	219,319	1,123,675	25,604,245	15,763,787
296	I21	급 성 심 근 경 색 증	122,510	422,721	35,360,089	143,733,809	93,769,321
297	L70	여 드 림	121,612	253,131	4,036,674	10,137,425	6,922,036
298	C61	전 립 선 의 악 성 신 생 물	121,606	942,584	26,293,768	348,507,845	314,946,394
299	K86	체 장 의 기 타 질 환	121,594	312,969	3,646,814	47,583,308	22,933,254
300	K62	항 문 및 직 장 의 기 타 질 환	121,111	190,652	1,591,917	19,468,191	12,424,345

Note : Based on the Treatment Month (excluding herbal medicine, including pharmacy in Treatment Amount and Benefit Amount)

제VI-5표  
Table VI-5

질병소분류별 외래 다빈도  
Outpatient Benefits by Frequency

순위 Rank	상병 기호 I.C.D	상병명 Diseases	진료실인원수 Patients	입내원일수 Visits	요양급여일수 Reimbursed Days	진료비 Medical Expense	급여비 Benefit
301	R63	음식 및 수액 섭취에 관계된 증상 및 징후	119,683	200,159	1,568,379	14,209,725	8,528,848
302	N48	음경의 기타 장애	117,503	177,019	903,186	7,840,610	5,414,943
303	M06	기타 류마티스관절염	116,541	364,513	10,294,643	45,460,581	30,161,895
304	R12	속쓰림	116,425	189,231	2,647,214	13,232,096	8,861,634
305	Z48	기타외과적추적치료를위하여보건서비스와접하고있는	115,986	211,446	440,557	5,986,468	3,891,040
306	H33	망막 박리 및 망막 열공	114,598	275,368	1,700,840	42,891,793	26,122,399
307	S03	머리의 관절 및 인대의 탈구, 염좌 및 긴장	114,266	168,248	385,887	6,071,330	4,094,965
308	G45	일과성 뇌허혈발작 및 관련 증후군	113,407	336,440	18,754,624	76,081,854	46,460,393
309	I70	죽상경화증	112,225	318,705	18,471,008	52,038,805	33,582,752
310	C34	기관지 및 폐의 악성 신 생물	111,073	1,233,397	14,225,153	687,373,897	646,029,675
311	H53	시각 장애	110,990	198,065	1,421,915	23,947,310	12,733,951
312	Z31	출산 관리	110,253	610,178	2,591,381	207,736,521	141,870,981
313	G20	파킨슨 병	109,565	664,471	32,159,300	150,167,134	130,421,696
314	D21	결합조직 및 기타연조직의 기타양성 신 생물	108,062	314,675	932,132	22,579,347	14,137,602
315	M22	무릎 뼈의 장애	107,732	267,261	1,697,766	11,773,030	7,794,603
316	F45	신체형 장애	106,443	464,924	9,624,421	27,629,354	19,752,248
317	S30	복부, 아래 등 및 골반의 표재성 손상	106,119	167,735	801,535	9,170,167	5,828,109
318	R62	기대되는 정상 생리학적 발달의 결여	105,525	1,336,468	2,010,689	35,513,897	25,049,400
319	R55	실신 및 허탈	105,208	220,488	3,733,249	40,226,053	20,827,262
320	M99	달리 분류되지 않은 생체역학적 병변	104,968	374,458	4,513,966	26,574,537	16,783,484
321	K11	침샘의 질환	104,716	193,620	983,643	11,427,893	6,620,221
322	R25	이상 불수의 운동	103,696	214,495	6,296,694	22,685,022	13,146,444
323	S70	얼굴 및 대퇴의 표재성 손상	103,368	173,346	762,391	7,943,744	5,235,694
324	S42	어깨 및 위팔의 골절	103,221	623,110	2,583,312	30,961,000	18,310,645
325	R09	순환계통 및 호흡계통의 기타 증상 및 징후	102,334	186,600	2,344,723	15,152,097	8,542,328
326	G57	다리의 단일 신경 병증	101,260	286,441	2,001,367	17,427,171	11,963,096
327	F20	조현 병	99,322	976,548	26,562,323	115,331,128	96,332,526
328	A49	상세 불명 부위의 세균 감염	97,893	170,139	990,895	9,877,514	6,775,710
329	T00	여러 신체 부위를 침범한 표재성 손상	97,832	180,566	591,631	8,277,785	5,219,650
330	K74	간의 섬유증 및 경변증	97,280	399,941	19,565,717	95,105,565	58,726,448
331	K70	알콜성 간 질환	96,808	291,785	11,238,026	42,736,083	25,448,617
332	D18	모든 부위의 혈관종 및 림프관종	94,551	189,711	1,715,886	21,869,636	12,031,560
333	S86	아래 다리 부위의 근육 힘줄의 손상	93,087	326,950	1,176,290	12,598,215	8,257,083
334	R80	고립된 단 백뇨	92,828	193,096	4,399,088	17,102,932	9,712,781
335	U09	코로나 19 이후 병태	91,070	148,822	1,110,101	10,046,988	6,311,026
336	N32	방광의 기타 장애	91,065	221,472	8,991,957	24,716,042	15,141,965
337	T30	상세 불명 신체 부위의 화상 및 부식	90,793	224,333	567,177	12,218,302	8,285,224
338	F34	지속성 기분 [정동] 장애	90,320	557,230	15,675,778	46,999,799	30,682,692
339	G51	안면 신경 장애	89,697	381,157	4,352,442	30,636,262	17,359,406
340	K14	혀의 질환	89,159	168,132	1,260,182	6,907,557	4,475,626
341	M16	고관절 증	88,977	254,315	2,848,260	15,010,288	9,479,297
342	H57	눈 및 눈부속기의 기타 장애	88,655	136,684	708,399	10,445,740	6,507,519
343	M41	척추측만증	88,562	274,181	1,332,518	11,120,663	6,759,600
344	B36	기타 표재성 진균증	88,033	132,385	1,019,187	5,841,421	4,018,179
345	E22	뇌하수체 기능 항진	87,639	508,000	1,941,492	78,074,523	43,040,019
346	F48	기타 신경성 장애	87,510	205,615	3,611,720	10,793,334	7,502,479
347	T22	손목 및 손을 제외한 어깨 팔의 화상 및 부식	86,658	312,508	632,827	16,594,954	11,030,642
348	C18	결장 및 직장의 악성 신 생물	86,482	661,302	6,002,136	146,939,162	134,537,706
349	M96	달리 분류되지 않은 처치 후 근격 장애	86,200	365,936	7,166,397	40,305,884	26,298,771
350	S51	아래 팔의 열린 상처	85,812	263,065	664,605	10,945,329	7,135,408

주 : 진료일 기준 (한의원류 제외, 요양급여일수, 진료비와 급여비는 약국포함)



# 상병 진료현황(계) <계속>

of Disease(Total) <Cont'd>

(단위 : 명, 일, 천원)

Unit : Person, Day, KRW 1,000

순위 Rank	상병 기호 I.C.D	상병명 Diseases	진료실인원수 Patients	입내원일수 Visits	요양급여일수 Reimbursed Days	진료비 Medical Expense	급여비 Benefit
351	H92	귀 통 증 및 귀 의 삼 출 액	85,696	120,023	496,383	5,089,263	2,988,624
352	N46	남 성 불 임	85,629	165,957	314,554	12,725,336	8,208,781
353	J05	급 성 폐 색 성 후 두 염 [ 크 룰 ] 및 후 두 개 염	85,432	146,676	775,479	6,204,703	4,590,716
354	R93	기 타 신 체 구 조 의 진 단 영 상 검 사 상 이 상 소 견	84,717	138,214	929,286	19,958,355	10,459,803
355	H20	홍 채 섬 모 체 염	84,236	324,811	1,644,753	21,945,490	14,115,068
356	N28	달 리 분 류 되 지 않 은 신 장 및 요 관 의 기 타 장 애	82,590	161,709	2,379,611	21,624,294	11,344,985
357	K35	급 성 총 수 염	82,024	143,804	400,927	9,284,183	4,994,309
358	F33	재 발 성 우 울 장 애	81,513	646,773	13,573,242	43,412,137	32,500,173
359	E28	난 소 의 기 능 이 상	81,146	185,639	2,490,273	14,610,828	8,897,807
360	Z04	기 타 이 유 의 검 사 및 관 찰	80,268	100,817	608,546	5,248,888	2,758,714
361	G50	삼 차 신 경 의 장 애	78,066	197,526	4,475,728	19,724,797	12,017,233
362	R35	다 뇨	77,817	160,607	4,755,030	13,825,923	9,023,976
363	M60	근 육 염	76,650	169,435	890,535	6,887,377	4,874,602
364	H34	망 막 혈 관 폐쇄	76,351	289,232	6,771,843	44,763,539	26,715,920
365	J47	기 관 지 확 장 증	75,699	221,714	6,134,537	26,979,207	15,547,507
366	S72	대 퇴 골 의 골 절	74,704	253,762	4,990,126	21,596,980	12,527,229
367	M85	골 밀 도 및 구 조 의 기 타 장 애	73,865	151,985	10,257,130	15,407,904	8,805,366
368	C22	간 및 간 내 담 관 의 악 성 신 생 물	73,360	701,325	17,444,648	258,103,075	236,324,386
369	I88	비 특 이 성 림 프 절 염	72,423	113,208	588,149	7,985,429	4,680,280
370	S40	어 깨 및 위 팔 의 표 재 성 손 상	71,582	130,884	579,539	6,486,329	4,181,702
371	Z13	기 타 질환 및 장 애 에 대 한 특 수 선 별 검 사	71,388	100,702	748,205	7,542,165	4,211,629
372	M20	손 가 락 및 발 가 락 의 후 천 변 형	71,093	183,872	1,150,414	9,338,874	5,678,607
373	S66	손 목 및 손 부 위 의 근 육 및 힘 줄 의 손 상	70,580	304,871	853,037	12,983,881	8,221,666
374	D35	기 타 및 상 세 불 명 의 내 분 비 선 의 양 성 신 생 물	70,328	261,389	6,732,644	45,596,728	32,793,400
375	N71	자 궁 경 부 를 제 외 한 자 궁 의 염 증 성 질환	69,507	122,193	642,920	8,854,553	5,933,472
376	000	기 타 명 시 된 당 뇨 병	68,894	334,421	11,889,971	39,823,122	28,186,640
377	A59	편 모 총 증	68,502	108,652	608,925	6,565,495	4,484,896
378	R21	발 진 및 기 타 비 특 이 성 피 부 발 진	68,498	100,919	1,002,113	5,764,342	3,321,330
379	H73	고 막 의 기 타 장 애	68,356	192,070	660,265	7,981,376	5,689,333
380	B30	바 이 러 스 결 막 염	67,935	112,764	421,289	4,288,720	3,091,752
381	T24	발목 및 발을 제 외 한 엉덩이 및 다 리 의 화 상 및 부 식	67,234	321,774	650,963	18,679,702	12,018,095
382	T63	독 액 성 동 물 과 의 접 촉 의 독 성 효 과	64,841	77,129	289,803	3,455,086	2,159,195
383	M35	결 합 조 직 의 기 타 전 신 침 범	63,269	310,082	12,827,196	54,656,427	46,183,729
384	R20	피 부 감 각 의 장 애	63,212	108,254	1,586,891	13,799,231	7,486,506
385	N45	고 환 염 및 부 고 환 염	62,864	144,656	1,196,305	12,423,141	8,217,687
386	F40	공 포 성 불 안 장 애	62,696	322,790	8,365,103	25,779,420	17,849,316
387	H15	공 막 의 장 애	62,279	113,595	543,593	6,205,612	4,150,192
388	Z32	임 신 검 사	62,222	115,861	281,275	6,251,907	4,484,248
389	L80	백 반 증	60,925	937,227	1,827,716	67,234,802	45,207,371
390	G30	알 츠 하 이 머 병	59,643	237,648	12,365,797	59,680,517	42,152,348
391	N77	달 리 분 류 된 질환 에서 의 외 음 질 의 궤 양 및 염 증	59,419	101,819	583,123	6,717,883	4,496,505
392	D69	자 반 및 기 타 출 혈 성 병 태	59,348	159,671	2,095,883	19,543,306	11,630,568
393	K61	항 문 및 직 장 부 의 농 양	59,163	191,437	925,079	9,630,953	6,396,976
394	S76	엉덩이 및 대 퇴 부 위 의 근 육 및 힘 줄 의 손 상	59,018	161,799	609,192	6,002,941	4,097,571
395	M94	연 골 의 기 타 장 애	58,567	113,047	1,184,176	7,198,939	4,436,056
396	M21	사 지 의 기 타 후 천 변 형	58,235	136,907	788,342	6,773,344	3,806,220
397	C20	직 장 의 악 성 신 생 물	56,840	491,513	3,887,338	127,398,930	117,279,252
398	R41	인 지 기 능 및 자 각 에 관 련 된 기 타 증 상 및 징 후	56,583	130,476	5,485,547	22,043,115	12,501,726
399	G62	기 타 다 발 신 경 병 증	56,452	150,382	4,233,934	18,822,368	11,511,374
400	K13	입 술 및 구 강 점 막 의 기 타 질환	56,381	91,140	476,502	4,008,222	2,397,367

Note : Based on the Treatment Month (excluding herbal medicine, including pharmacy in Treatment Amount and Benefit Amount)

제VI-5표  
Table VI-5

질병소분류별 외래 다빈도  
Outpatient Benefits by Frequency

순위 Rank	상병 기호 I.C.D	상병명 Diseases	진료실인원수 Patients	입내원일수 Visits	요양급여일수 Reimbursed Days	진료비 Medical Expense	급여비 Benefit
401	H18	각막의 기타 장애	56,332	134,653	683,401	10,816,322	6,857,084
402	K57	장 의 계 실 병	56,303	101,073	1,012,999	12,813,970	7,432,058
403	E87	수분, 전해질 및 산 - 염기 균형의 기타 장애	55,571	120,446	2,346,667	11,984,866	7,752,292
404	K51	궤양성 대장염	55,474	293,616	13,214,677	103,146,315	91,447,360
405	R79	혈액 화학의 기타 이상 소견	55,283	112,542	2,889,893	12,465,944	6,395,887
406	H69	귀 인 두 관 의 기 타 장 애	54,004	78,582	430,476	4,688,123	2,938,484
407	K20	식도염	53,868	109,349	2,926,305	11,678,563	6,861,261
408	F10	알콜 사용에 의한 정신 및 행동 장애	53,087	248,433	5,326,754	21,372,345	14,851,642
409	M46	기타 염증성 척추병증	53,058	172,757	2,662,623	14,751,185	9,236,907
410	I66	뇌경색증을 유발하지 않은 대뇌동맥의 폐쇄 및 협착	53,054	165,970	10,113,958	38,069,004	23,602,422
411	M45	강직성 척추염	53,007	293,003	10,197,413	129,982,261	115,973,197
412	Q21	심장 중격의 선천 기형	52,990	113,417	2,327,331	28,040,349	20,789,656
413	K56	탈장이 없는 마비성 장폐색증 및 장폐색	52,826	89,530	1,033,041	8,913,329	5,047,131
414	N85	자궁경부를 제외한 자궁의 기타 비염증성 장애	52,496	105,311	991,881	13,171,783	7,107,274
415	G63	달리 분류된 질환에서의 다발 신경병증	52,090	183,576	8,434,733	31,629,410	21,377,224
416	E34	기타 내분비 장애	52,011	184,016	643,207	22,178,055	12,108,291
417	I47	발작성 빈맥	51,979	142,100	7,709,236	18,250,038	11,091,126
418	M80	병적 골절을 동반한 골다공증	51,313	157,769	6,496,374	19,120,744	11,705,783
419	G58	기타 단일 신경병증	51,150	110,325	899,689	7,703,870	5,272,125
420	I42	심근병증	50,760	203,594	14,081,386	64,112,267	54,881,372
421	L81	색소 침착의 기타 장애	50,467	77,524	342,432	2,771,390	1,577,297
422	L98	달리 분류되지 않은 피부 및 피하 조직의 기타 장애	50,130	119,502	604,893	6,677,869	3,755,872
423	F03	상세 불명 의 치매	49,947	138,639	8,466,387	39,370,373	25,500,645
424	K81	담낭염	49,712	102,541	1,242,003	11,662,891	6,119,152
425	I51	심장병의 불명확한 기록 및 합병증	49,665	100,196	4,333,602	16,129,579	9,708,775
426	Z35	고위험임신의 관리	48,871	203,980	663,508	19,191,823	14,507,350
427	L27	내부로 섭취된 물 질에 의한 피부염	48,651	89,273	646,764	3,802,348	2,567,104
428	E89	달리 분류되지 않은 처치 후 내분비 및 대사 장애	47,952	137,722	13,060,875	14,732,700	8,771,947
429	R59	림프절 비대	47,735	88,163	341,663	7,905,335	4,019,480
430	K10	틱의 기타 질환	47,686	107,302	435,468	5,882,307	3,622,370
431	J33	코 폴립	47,587	141,757	1,290,513	12,817,571	6,926,546
432	E88	기타 대사 장애	47,049	127,074	7,096,565	17,075,121	10,048,631
433	K40	사타 구니 탈장	46,921	140,097	403,322	10,547,968	5,690,251
434	P59	기타 및 상세 불명의 원인으로 인한 신생아 황달	46,573	88,477	107,903	2,481,218	2,230,445
435	J84	기타 간질성 폐 질환	46,367	188,122	5,855,480	71,114,080	58,474,779
436	D05	유방의 제자리 암종	46,337	315,137	7,685,182	82,202,588	75,595,673
437	Z94	이식된 기관 및 조직의 상태	45,483	354,311	15,791,855	250,188,884	225,291,335
438	T25	발목 및 발의 화상 및 부식	44,841	224,964	485,116	14,801,110	9,694,920
439	K71	독성 간 질환	44,578	89,706	2,289,523	8,847,190	5,780,554
440	T20	머리 및 목의 화상 및 부식	44,410	138,094	258,846	8,881,143	5,838,545
441	Z22	감염성 질환의 보균자	44,231	130,064	2,472,444	7,931,294	7,291,327
442	O24	임신 중 당뇨병	44,084	120,809	470,827	7,833,627	6,017,252
443	000	1형 당뇨병	43,963	203,441	6,192,654	37,375,312	24,635,252
444	D06	자궁경부의 제자리 암종	43,591	150,996	1,067,297	17,488,369	15,426,952
445	N02	재발성 및 지속성 혈뇨	43,282	125,725	5,514,894	19,825,417	11,923,392
446	R56	달리 분류되지 않은 경련	43,063	102,688	3,471,639	18,070,934	10,644,690
447	I61	뇌내 출혈	42,897	273,522	9,980,512	41,382,247	26,525,020
448	M40	척추 후만증 및 척추 전만증	42,881	126,481	1,106,191	7,440,256	4,856,019
449	R30	배뇨와 연관된 통증	42,712	75,185	823,366	5,774,892	3,722,396
450	O02	기타 비정상적 수태부산물	42,085	105,835	342,286	17,043,782	12,407,359

주 : 진료일 기준 (한의학분류 제외, 요양급여일수, 진료비와 급여비는 약국포함)

# 상병 진료현황(계) <계속>

of Disease(Total) <Cont'd>

(단위 : 명, 일, 천원)

Unit : Person, Day, KRW 1,000

순위 Rank	상병 기호 I.C.D	상병명 Diseases	진료실인원수 Patients	입내원일수 Visits	요양급여일수 Reimbursed Days	진료비 Medical Expense	급여비 Benefit
451	L71	주 사	41,716	104,994	1,563,611	4,977,022	2,897,397
452	G54	신 경 근 및 신 경 총 장 애	41,380	135,020	1,422,324	11,844,304	7,951,089
453	E50	비 타 민 A 결 핏	41,326	64,485	1,275,398	3,126,216	2,199,672
454	C67	방 광 의 악 성 신 생 물	40,916	320,917	6,638,721	79,061,018	72,316,295
455	I35	비 류 마 티 스 성 대 동 맥 판 장 애	40,665	138,908	8,975,771	28,101,643	16,856,723
456	H62	달 리 분 류 된 질 환 에 서 의 외 이 의 장 애	40,570	105,130	318,582	3,112,637	2,225,633
457	Z95	심 장 및 혈 관 삽 입 물 및 이 식 편 의 존 재	40,518	137,836	10,722,627	34,895,691	22,385,719
458	Z51	기타의학적관리를위하여보건서비스와접하고있는사람	40,365	278,467	1,193,571	128,336,475	121,063,406
459	K83	담 도 의 기 타 질 환	40,324	95,932	2,251,206	15,202,967	8,469,770
460	F42	강 박 장 애	39,940	328,131	6,482,282	26,116,429	19,296,660
461	A64	상 세 불 명 의 성 매 개 질 환	39,856	70,127	365,316	6,705,348	4,608,206
462	R39	비 뇨 계 통 의 기 타 증 상 및 징 후	39,387	87,385	957,206	6,546,615	4,357,159
463	D32	수 막 의 양 성 신 생 물	39,267	139,449	3,782,540	33,176,816	29,449,252
464	C64	신 우 를 제 외 한 신 장 의 악 성 신 생 물	39,147	217,891	3,448,767	96,875,374	88,895,745
465	O20	초 기 임 신 중 출 혈	38,725	69,721	162,780	6,487,975	5,306,276
466	D37	구강및소화기관의행동양식불명또는미상의신생물	38,382	90,569	970,487	16,431,117	12,204,012
467	N13	폐 색 성 및 역 류 성 요 로 병 증	38,175	94,282	1,167,901	16,731,202	9,191,497
468	M12	기 타 특 정 관 절 병 증	37,947	107,334	1,709,460	6,561,222	4,263,445
469	S31	복 부 , 아 래 등 및 골 반 의 열 린 상 처	37,914	88,140	210,461	2,970,198	2,044,083
470	E83	무 기 질 대 사 장 애	37,913	84,093	4,057,468	10,433,229	7,577,639
471	G24	근 긴 장 이 상	37,803	89,782	2,608,944	9,061,449	5,168,844
472	L90	피 부 의 위 축 장 애	37,744	75,109	230,338	2,636,981	1,474,187
473	I89	림 프 관 및 림 프 절 의 기 타 비 감 염 성 장 애	37,464	98,159	2,321,851	7,283,297	4,663,198
474	D22	멜 라 닌 세 포 모 반	36,532	68,586	146,369	3,581,730	1,733,408
475	G93	뇌 의 기 타 장 애	36,302	87,960	1,378,802	11,215,966	7,055,791
476	S09	머 리 의 기 타 및 상 세 불 명 의 손 상	36,280	67,626	179,562	5,968,926	3,419,189
477	ZZ	양 방 기 타	36,201	169,903	78,821,265	168,518,351	122,232,358
478	I69	뇌 혈 관 질 환 의 후 유 증	36,016	159,169	8,649,976	29,675,701	20,303,510
479	Q38	혀 , 입 및 인 두 의 기 타 선 천 기 형	35,948	53,013	87,721	2,656,719	2,207,145
480	L65	기 타 비 흉 터 성 모 발 손 실	35,793	64,974	565,168	2,509,887	1,400,905
481	I95	저 혈 압	35,664	58,157	1,078,624	5,220,644	3,170,540
482	B98	다른장에서분류된질환의원인으로서의기타명시된감염	35,647	48,219	1,112,424	3,843,201	2,527,645
483	B88	기 타 감 염	35,387	52,057	477,201	4,076,844	2,897,839
484	I71	대 동 맥 동 맥 류 및 박 리	35,247	109,306	6,684,789	23,022,431	13,455,231
485	E23	뇌 하 수 체 의 기 능 저 하 및 기 타 장 애	34,991	198,780	3,270,570	66,544,304	38,602,218
486	R43	후 각 및 미 각 장 애	34,779	63,872	475,558	3,775,575	2,310,820
487	M49	달 리 분 류 된 질 환 에 서 의 척 추 병 증	34,775	155,169	1,074,969	11,615,524	8,413,453
488	M87	골 괴 사	34,405	105,855	1,877,972	8,427,634	4,733,173
489	N62	유 방 의 비 대	33,992	71,501	320,577	5,878,544	3,551,334
490	Z30	피 임 관 리	33,984	39,732	126,002	2,441,084	1,571,549
491	R26	보 행 과 이 동 의 이 상	33,790	84,392	801,824	9,578,543	5,134,651
492	G90	자 율 신 경 계 통 의 장 애	33,625	123,623	2,017,295	12,577,174	9,782,949
493	S67	손 목 및 손 의 으 껌 손 상	33,583	107,912	314,226	4,445,683	2,893,037
494	D10	입 및 인 두 의 양 성 신 생 물	33,517	67,070	254,867	5,777,991	3,241,590
495	L05	모 소 낭	33,329	84,909	438,378	3,294,759	2,249,658
496	L82	지 루 각 화 증	32,994	54,451	158,954	2,417,425	1,229,155
497	R53	병 감 및 피 로	32,816	46,738	1,050,694	3,836,267	2,644,329
498	L42	장 미 색 잔 비 늘 증 ( 비 강 진 )	32,777	66,264	392,537	2,791,015	1,899,650
499	K85	급 성 췌 장 염	32,543	84,246	1,861,878	12,276,316	6,777,197
500	G55	달 리 분 류 된 질 환 에 서 의 신 경 근 및 신 경 총 압 박	32,515	104,360	1,405,789	10,003,482	6,384,521

Note : Based on the Treatment Month (excluding herbal medicine, including pharmacy in Treatment Amount and Benefit Amount)

제VI-5-1표  
Table VI-5-1

질병소분류별 외래 다빈도  
Outpatient Benefits by Frequency

순위 Rank	상병 기호 I.C.D	상병명 Diseases	진료실인원수 Patients	입내원일수 Visits	요양급여일수 Reimbursed Days	진료비 Medical Expense	급여비 Benefit
1	U07	U 0 7 의 응 급 사 용	10,702,873	24,582,873	84,358,247	1,420,638,559	1,054,556,911
2	K05	치 은 염 및 치 주 질 환	8,797,547	19,306,208	36,951,380	1,018,160,146	710,694,424
3	J20	급 성 기 관 지 염	5,893,638	18,369,776	93,030,088	639,488,819	489,006,107
4	I10	본 태 성 ( 원 발 성 ) 고 혈 압	3,569,525	22,933,023	945,454,897	2,064,489,990	1,466,980,188
5	J30	혈 관 운 동 성 및 앨 러 지 성 비 염	2,967,730	7,165,696	57,175,948	271,639,172	200,250,054
6	K02	치 아 우 식	2,888,273	4,939,555	6,299,715	273,772,906	194,357,164
7	Z11	감염성 및 기생충성 질환에 대한 특수 선별 검사	2,775,018	4,580,487	8,503,810	255,686,894	168,317,886
8	M54	등 통 증	2,407,551	9,289,698	45,880,918	535,774,866	379,143,233
9	J06	다발성 및 상세 불명 위 의 급 성 상 기 도 감염	2,277,934	3,998,803	20,561,595	145,773,686	112,802,061
10	K29	위 염 및 십 이 지 장 염	2,067,189	3,499,010	43,108,320	227,022,960	156,766,534
11	K21	위 - 식 도 역 류 병	2,042,118	4,121,284	75,923,041	304,900,690	209,190,895
12	J00	급 성 비 인 두 염 [ 감 기 ]	2,028,897	3,700,294	17,830,440	130,271,021	103,798,916
13	J02	급 성 인 감 염	1,917,408	3,367,877	15,821,279	123,642,989	96,026,729
14	E11	2 형 당 뇨 병	1,862,764	12,033,018	475,026,885	1,546,449,562	1,066,702,322
15	A09	감염성 및 상세 불명 기원의 기타 위장염 및 결장염	1,842,260	3,011,324	15,691,399	133,891,793	92,286,564
16	K04	치 수 및 근 단 주 위 조 직 의 질 환	1,814,363	5,816,167	9,707,116	306,058,602	215,492,825
17	Z20	전 염 성 질 환 에 접 촉 및 노 출	1,790,349	2,653,894	5,541,447	146,640,337	109,825,718
18	L23	앨 러 지 성 접 촉 피 부 염	1,732,419	3,565,921	26,220,922	126,080,603	92,775,414
19	H10	결 막 염	1,638,113	2,683,525	10,166,948	120,842,811	87,747,640
20	J03	급 성 편 도 염	1,574,182	2,746,618	13,383,658	100,620,750	76,124,412
21	N40	전 립 선 증 식 증	1,432,138	6,299,381	256,036,389	664,004,684	444,118,929
22	J01	급 성 부 비 동 염	1,272,742	3,184,605	17,675,682	119,863,585	89,908,371
23	M79	달 리 분 류 되 지 않 은 기 타 연 조 직 장 애	1,217,416	2,632,352	14,317,909	102,738,834	72,355,758
24	H52	굴 절 및 조 절 의 장 애	1,172,536	1,709,015	4,486,057	112,017,111	78,703,748
25	E78	지 질 단 백 질 대 사 장 애 및 기 타 지 질 증	1,139,459	3,347,453	178,506,403	356,214,219	245,691,664
26	B35	백 선 증	1,112,605	2,594,633	21,996,417	119,856,821	85,817,388
27	S33	요추 및 골반의 관절 및 인대의 탈구, 염좌 및 긴장	1,080,474	2,875,318	12,520,208	145,456,123	101,641,132
28	M75	어 깨 병 변	1,078,023	4,705,721	26,669,861	239,615,613	164,126,092
29	J04	급 성 후 두 염 및 기 관 염	1,071,962	1,932,357	10,678,002	73,644,076	55,722,709
30	L50	두 드 러 기	982,601	1,978,657	20,514,804	78,293,303	55,347,592
31	K00	치 아 의 발 욱 및 맹 출 장 애	972,141	1,737,663	2,000,157	61,284,444	44,098,269
32	M17	무 료 관 절 증	962,547	4,773,888	45,941,826	293,958,204	197,332,355
33	S93	발목 및 발부위의 관절 및 인대의 탈구, 염좌 및 긴장	960,024	2,192,031	7,785,028	103,801,127	70,219,751
34	K03	치 아 경 조 직 의 기 타 질 환	932,627	1,406,778	2,285,149	79,572,849	55,736,923
35	H04	눈 물 계 통 의 장 애	867,364	1,541,180	9,045,874	95,572,710	67,823,542
36	M51	기 타 추 간 판 장 애	866,893	3,923,632	29,335,694	247,334,967	164,196,689
37	K59	기 타 기 능 성 장 장 애	829,031	1,395,638	14,549,509	91,056,581	62,322,870
38	S63	손목 및 손부위의 관절 및 인대의 탈구, 염좌 및 긴장	793,553	1,573,226	5,754,962	71,496,689	49,052,593
39	R10	복 부 및 골 반 통 증	786,370	1,220,896	10,139,311	129,254,105	76,503,661
40	K08	치 아 및 지 지 구 조 의 기 타 장 애	767,418	2,021,393	4,021,129	812,577,734	570,372,005
41	K63	장 의 기 타 질 환	767,209	1,041,447	8,318,120	354,678,721	229,393,879
42	J40	급 성 인 지 만 성 인 지 명 시 되 지 않 은 기 관 지 염	759,871	1,395,581	8,643,976	57,805,528	41,953,625
43	H60	외 이 염	742,276	1,619,471	5,074,460	45,189,190	33,210,452
44	M65	운 활 막 염 및 힘 줄 운 활 막 염	724,549	1,898,116	10,164,321	78,367,862	54,333,313
45	L30	기 타 피 부 염	716,732	1,356,524	11,865,814	60,212,881	40,597,871
46	M48	기 타 척 추 병 증	696,727	3,820,405	33,888,144	247,670,427	171,929,424
47	M77	기 타 골 부 착 부 병 증	675,456	2,245,071	12,095,655	95,435,216	65,978,596
48	H00	맥 립 종 부 콩 다 래 끼	671,959	1,134,313	4,711,770	52,012,876	36,984,000
49	J32	만 성 부 비 동 염	669,979	1,645,381	9,203,849	77,418,060	55,461,948
50	K58	과 민 대 장 증 후 군	662,704	1,044,833	8,496,699	84,177,611	57,396,711

주 : 진료일 기준 (한의원류 제외, 요양급여일수, 진료비와 급여비는 약국포함)

# 상병 진료현황(남자)

of Disease(Male)

(단위 : 명, 일, 천원)

Unit : Person, Day, KRW 1,000

순위 Rank	상병 기호 I.C.D	상병명 Diseases	진료실인원수 Patients	입내원일수 Visits	요양급여일수 Reimbursed Days	진료비 Medical Expense	급여비 Benefit
51	Z46	기타장치의부착및조정을위하여보건서비스와접하고있	653,887	937,157	1,036,925	58,740,069	41,639,621
52	L02	피 부 의 농 양 , 종 기 및 큰 종 기	636,595	1,452,505	8,004,962	55,063,103	38,615,119
53	M25	달 리 분 류 되 지 않 은 기 타 관 절 장 애	634,440	1,576,417	9,788,501	79,679,914	54,344,487
54	K01	매 물 치 및 매 복 치	623,982	1,235,971	3,055,101	85,915,718	57,187,965
55	L03	연 조 직 염	553,831	1,176,511	5,722,260	45,889,938	31,411,796
56	K52	기 타 비 감 염 성 위 장 염 및 결 장 염	532,355	761,375	3,947,306	32,698,746	23,134,725
57	H35	기 타 망 막 장 애	529,145	1,329,148	12,825,805	256,459,064	194,820,944
58	R07	목 구멍 및 가슴 의 통 증	525,928	859,899	14,167,519	107,529,529	61,722,472
59	H16	각 막 염	515,651	947,341	3,813,032	52,111,758	36,392,440
60	H40	녹 내 장	515,220	1,509,986	11,207,989	203,506,413	132,303,606
61	L24	자 극 물 접 촉 피 부 염	513,635	904,211	6,145,671	31,666,539	22,934,468
62	M47	척 추 증	509,524	2,068,022	11,607,839	137,650,336	97,403,549
63	H66	화 농 성 및 상 세 불 명 의 중 이 염	478,118	1,531,711	6,987,808	53,156,651	40,072,166
64	K07	치 아 일 굴 이 상 [ 부 정 교 합 포 함 ]	477,079	770,313	2,151,719	33,287,583	22,871,825
65	M10	통 풍	470,385	1,731,427	53,338,250	106,169,357	71,056,357
66	Z03	의심되는질환및병태를위한의학적관찰및평가	458,733	697,537	2,776,763	51,183,513	29,958,739
67	L21	지 루 피 부 염	455,613	931,040	7,546,394	34,101,381	24,427,040
68	H25	노 년 백 내 장	449,178	1,183,345	5,397,848	92,150,131	65,180,773
69	S61	손 목 및 손 의 열 린 상 처	446,798	1,395,557	3,561,036	60,718,956	38,787,229
70	S83	무릎 의 관절 및 인대 의 탈 구 , 염 좌 및 긴 장	440,553	1,265,569	5,606,790	58,979,386	38,657,117
71	L20	아 토 피 성 피 부 염	439,657	1,141,919	10,697,047	107,712,223	87,115,278
72	M50	경 추 간 판 장 애	434,046	1,919,982	12,204,633	112,218,750	75,008,647
73	S13	목부위의관절및인대의탈구,염좌및긴장	424,736	1,011,180	4,057,389	49,633,305	34,468,312
74	R51	두 통	424,726	672,965	7,690,868	59,362,305	32,288,863
75	J34	코 및 비 동 의 기 타 장 애	419,603	865,303	5,257,720	47,602,488	30,958,253
76	M19	기 타 관 절 증	419,319	1,154,328	13,314,919	69,492,794	44,986,821
77	I20	협 심 증	415,916	1,434,607	106,528,000	355,369,935	229,976,639
78	K76	간 의 기 타 질 환	411,592	666,091	13,695,754	74,562,123	49,030,618
79	N34	요 도 염 및 요 도 증 후 군	407,881	911,901	4,933,051	74,624,543	52,251,425
80	S02	두 개 골 및 안 면 골 의 골 절	403,563	713,663	1,350,523	36,617,347	22,950,438
81	J45	천 식	397,212	1,137,296	18,262,236	86,688,216	58,599,284
82	J21	급 성 세 기 관 지 염	378,846	981,582	4,958,379	35,178,151	27,325,507
83	M13	기 타 관 절 염	373,509	1,024,715	9,931,607	51,293,126	36,251,856
84	H81	전 정 기 능 의 장 애	352,461	812,707	11,531,347	82,234,355	53,589,284
85	S43	견갑대의관절및인대의탈구,염좌및긴장	352,434	957,203	3,977,895	42,004,968	28,880,948
86	K12	구 내 염 및 관 련 병 변	348,398	551,608	2,200,558	16,241,647	11,777,799
87	R50	기 타 및 원 인 미 상 의 열	347,828	473,253	1,694,372	32,335,014	21,542,946
88	S23	흉곽의관절및인대의탈구,염좌및긴장	338,194	553,262	2,629,325	27,063,720	18,698,036
89	G47	수 면 장 애	329,944	1,080,568	23,114,268	53,611,940	36,787,974
90	H61	외 이 의 기 타 장 애	326,460	486,157	1,212,036	20,996,329	15,007,871
91	S01	머 리 의 열 린 상 처	322,391	917,819	2,078,342	53,873,881	31,595,346
92	K64	치 핵 및 항 문 주 위 정 맥 혈 전 증	321,024	736,350	5,601,693	45,332,090	30,453,544
93	K25	위 궤 양	317,373	585,589	10,466,980	51,858,280	34,655,684
94	R42	머 지 렴 증 및 머 지 렴	314,083	559,543	9,084,114	59,879,430	33,869,399
95	Z00	호소증상및보고된진단명이없는사람의일반적검사및조	310,827	344,572	2,434,730	20,532,245	13,479,308
96	F41	기 타 불 안 장 애	308,619	1,790,772	35,871,387	112,787,940	84,511,423
97	K30	기 능 성 소 화 불 량	307,731	470,063	5,326,754	27,490,163	18,531,905
98	F32	우 울 에 피 소 드	302,961	2,153,474	40,284,955	157,997,517	118,882,229
99	B34	상 세 불 명 부 위 의 바 이 러 스 감 염	298,815	550,373	1,753,428	35,157,504	24,386,516
100	T15	외 안 의 이 물	291,296	413,466	1,092,389	26,407,444	18,401,995

Note : Based on the Treatment Month (excluding herbal medicine, including pharmacy in Treatment Amount and Benefit Amount)

제VI-5-1표  
Table VI-5-1

질병소분류별 외래 다빈도  
Outpatient Benefits by Frequency

순위 Rank	상병 기호 I.C.D	상병명 Diseases	진료실인원수 Patients	입내원일수 Visits	요양급여일수 Reimbursed Days	진료비 Medical Expense	급여비 Benefit
101	T85	기타내부인공삽입장치, 삽입물 및 이식편의 합병증	287,687	371,897	596,746	17,818,013	12,218,434
102	D12	결장, 직장, 항문 및 항문관의 양성 신 생물	284,588	431,953	4,970,860	94,491,855	57,924,557
103	B00	헤르페스 바이러스 [단순 헤르페스] 감염	283,343	440,754	2,454,186	18,930,880	13,615,474
104	Z29	기타 예방적 조치의 필요	280,497	370,583	568,292	33,792,980	27,857,386
105	I63	뇌경색증	280,429	1,247,108	74,789,575	296,325,554	192,997,769
106	J18	상세불명 병원체의 폐렴	276,000	679,312	4,644,694	39,430,041	27,553,179
107	J10	확인된 계절성 인플루엔자 바이러스에 의한 인플루엔자	273,608	330,809	1,677,783	16,534,846	12,129,349
108	L08	피부 및 피하 조직의 기타 국소 감염	273,594	488,527	2,632,960	17,674,066	12,580,643
109	B02	대사성 포진	271,513	736,166	4,674,793	48,813,305	33,774,782
110	N41	전립선의 염증성 질환	247,971	759,960	10,211,308	70,863,828	48,758,117
111	J31	만성 비염, 비인두염 및 인두염	246,840	509,681	2,996,539	19,228,558	13,954,845
112	H11	결막의 기타 장애	246,466	366,974	1,347,630	23,413,654	16,071,621
113	R05	기침	245,687	389,121	3,405,390	27,607,733	16,400,624
114	B07	바이러스 사마귀	243,002	748,995	1,330,435	50,890,344	35,582,391
115	E14	상세불명 의 당뇨병	242,899	1,113,657	47,505,695	156,246,204	105,055,475
116	K75	기타 염증성 간 질환	240,629	513,242	15,745,711	56,433,610	35,906,486
117	B18	만성 바이러스 간염	239,987	958,221	45,630,149	243,882,922	156,221,681
118	T14	상세불명 의 신체 부위의 손상	233,485	406,499	1,319,523	18,496,266	11,669,449
119	N31	달리 분류되지 않은 방광의 신경근육 기능 장애	232,318	641,826	25,265,546	70,594,900	47,452,365
120	A04	기타 세균성 장 감염	229,583	318,096	1,795,793	13,380,477	9,399,640
121	R11	구역 및 구토	224,006	299,429	1,659,858	13,354,518	9,010,890
122	H36	달리 분류된 질환에서의 망막 장애	221,962	589,557	15,229,947	84,409,243	52,364,035
123	D23	피부의 기타 양성 신 생물	220,395	477,904	1,297,723	33,299,445	21,814,780
124	S60	손목 및 손의 표재성 손상	219,340	329,730	1,090,359	16,140,050	10,479,205
125	H01	눈꺼풀의 기타 염증	218,921	358,234	1,557,058	18,468,810	12,904,245
126	H90	전음성 및 감각 신경성 청력 소실	218,487	385,398	2,837,287	32,102,654	19,846,926
127	L28	만성 단순 태선 및 가려움 발진	217,210	495,656	5,082,899	24,222,660	16,340,665
128	J22	상세불명 의 급성 하기도 감염	216,382	425,480	2,332,387	14,873,833	11,243,361
129	L25	상세불명 의 접촉 피부염	215,241	374,601	2,523,534	12,935,706	9,380,038
130	S62	손목 및 손 부위의 골절	212,695	1,028,181	2,659,246	51,228,905	32,501,675
131	G44	기타 두통 증후군	211,478	383,810	5,186,425	37,564,902	21,723,713
132	H65	비화농성 중이염	206,714	526,430	2,438,631	22,330,130	15,794,780
133	J38	달리 분류되지 않은 성대 및 후두의 질환	200,146	359,269	2,833,354	24,577,096	16,133,712
134	S80	아래 다리의 표재성 손상	199,983	361,148	1,332,348	16,063,299	10,590,153
135	S00	머리의 표재성 손상	191,992	291,396	687,643	15,094,584	9,315,614
136	N20	신장 및 요관의 결석	188,153	498,680	6,041,361	187,714,986	120,996,993
137	M62	근육의 기타 장애	187,225	421,649	2,006,712	17,210,187	11,731,208
138	J11	바이러스가 확인되지 않은 인플루엔자	187,078	231,717	1,184,425	11,290,544	8,264,486
139	J36	편도주위 농양	184,354	319,808	1,531,159	12,056,942	8,795,215
140	S90	발목 및 발의 표재성 손상	184,235	282,920	1,010,669	13,747,436	8,944,552
141	N18	만성 신장 병	182,653	5,662,525	49,034,539	1,200,232,067	1,050,981,340
142	R73	혈당치상증	182,636	292,870	7,174,195	22,026,765	14,277,492
143	B08	달리 분류되지 않은 피부 및 점막 병변이 특징인 기타 바이러스	182,377	349,862	1,230,537	9,818,835	7,682,795
144	S22	늑골, 흉골 및 흉추의 골절	177,875	472,408	3,344,896	32,117,087	20,609,277
145	S53	팔꿈치의 관절 및 인대의 탈구, 염좌 및 긴장	176,670	409,009	1,559,496	19,258,295	13,323,296
146	L04	급성 림프절염	174,330	273,444	1,327,041	10,830,710	7,654,403
147	H26	기타 백내장	173,276	386,315	1,959,628	69,208,439	45,433,606
148	G43	편두통	171,817	332,875	4,669,357	24,671,465	15,497,030
149	R94	기능검사의 이상 결과	171,067	295,414	5,929,138	31,833,816	17,867,853
150	M76	발을 제외한 다리의 골부착부 병증	169,444	425,911	2,102,887	16,707,198	11,466,158

주 : 진료일 기준 (한의원류 제외, 요양급여일수, 진료비와 급여비는 약국포함)

# 상병 진료현황(남자) <계속>

of Disease(Male) <Cont'd>

(단위 : 명, 일, 천원)

Unit : Person, Day, KRW 1,000

순위 Rank	상병 기호 I.C.D	상병명 Diseases	진료실인원수 Patients	입내원일수 Visits	요양급여일수 Reimbursed Days	진료비 Medical Expense	급여비 Benefit
151	I25	만성 허혈심장병	164,986	501,692	40,100,564	135,240,829	86,652,885
152	L72	피부 및 피조직의 모낭	163,089	489,484	1,367,016	30,418,029	19,863,922
153	M72	섬유모세포장애	162,616	486,989	2,699,300	18,445,305	12,627,416
154	L29	가려움	162,244	300,852	3,012,666	11,265,271	8,061,256
155	H93	달리분류되지 않은 귀의 기타 장애	161,859	371,936	4,653,357	24,267,366	15,652,673
156	M53	달리분류되지 않은 기타 등 병증	160,872	471,275	2,097,167	29,125,693	20,690,209
157	F51	비기질성 수면장애	160,424	784,282	17,109,031	38,724,490	29,020,941
158	I48	심방세동 및 조동	160,053	642,819	41,868,073	156,050,097	99,867,318
159	A08	바이러스성 및 기타 명시된 장 감염	159,049	224,343	1,049,656	7,911,495	5,710,168
160	L85	기타 표피의 비후	157,529	278,014	1,894,961	9,629,536	6,855,465
161	S92	발목을 제외한 발의 골절	154,454	669,872	2,162,112	37,201,205	23,858,318
162	L84	티눈 및 굳은살	151,697	362,624	937,829	20,762,518	14,577,195
163	Z96	기타 기능성 삽입물의 존재	144,287	419,975	1,663,267	31,515,186	21,680,561
164	F00	알츠하이머병에서의 치매 (G30.-+)	143,892	763,786	28,149,389	132,172,294	93,356,599
165	I11	고혈압성심장병	142,980	548,091	33,459,935	84,020,956	55,351,331
166	J39	상기도의 기타 질환	142,087	246,959	1,383,792	11,217,601	7,632,947
167	R91	폐의 진단영상 검사 상 이상 소견	142,083	267,975	1,359,461	28,219,274	14,085,942
168	H91	기타 청력소실	136,103	307,280	2,133,002	27,008,637	16,016,644
169	L01	농가진	134,560	213,396	1,088,300	7,296,658	5,415,201
170	J44	기타 만성 폐색성 폐 질환	133,652	493,894	17,827,624	83,637,881	53,370,292
171	M23	무릎의 내부 장애	129,705	369,962	3,500,628	19,693,125	12,034,652
172	R04	기도출혈	129,121	227,885	1,077,930	14,049,850	8,580,134
173	J35	편도 및 아데노이드의 만성 질환	128,904	218,194	1,066,095	10,163,356	6,892,312
174	K26	십이지장 궤양	128,900	218,283	4,055,413	21,776,643	14,132,134
175	J37	만성 후두염 및 후두 기관염	128,759	255,111	2,213,495	13,401,200	9,050,088
176	I67	기타 뇌혈관 질환	127,946	365,143	16,874,583	70,565,460	42,793,839
177	S91	발목 및 발의 열린 상처	127,101	353,786	965,277	14,138,698	9,314,667
178	S06	두개내손상	125,246	229,167	4,137,180	31,892,236	18,437,734
179	S20	흉부의 표재성 손상	124,362	173,360	864,307	9,329,005	6,011,824
180	H19	달리분류된 질환에서의 공막 및 각막의 장애	123,675	228,422	1,061,076	13,500,600	9,498,018
181	L73	기타 모낭 장애	123,574	282,666	2,900,281	12,775,102	8,845,264
182	C61	전립선의 악성 신 생물	121,606	942,584	26,293,768	348,507,845	314,946,394
183	R06	호흡의 이상	119,425	208,070	2,360,095	25,619,828	14,112,490
184	H02	눈꺼풀의 기타 장애	118,491	317,556	1,129,470	27,996,771	18,810,979
185	R31	상세 불명 의혈뇨	118,109	263,197	3,332,526	34,996,706	19,846,752
186	N48	음경의 기타 장애	117,503	177,019	903,186	7,840,610	5,414,943
187	J98	기타 호흡 장애	115,494	207,592	1,441,966	22,076,188	11,723,514
188	S81	아래 다리의 열린 상처	114,727	378,827	990,553	15,480,418	10,080,524
189	J42	상세 불명 의 만성 기관지염	113,927	246,298	2,887,241	12,662,456	8,738,287
190	Z71	달리분류되지 않은 의학적 권고를 위해 보건서비스와 접촉하고 있는	113,620	155,615	593,482	8,482,075	6,442,944
191	L60	손발톱 장애	113,309	321,722	1,174,967	13,383,518	8,999,833
192	T16	귀의 이물	113,089	144,818	331,385	6,053,021	4,281,512
193	M67	운활막 및 힘줄의 기타 장애	109,980	221,023	986,679	9,484,519	6,226,344
194	K80	담석증	109,957	280,943	7,237,856	32,985,693	18,145,561
195	H43	유리체의 장애	108,412	180,964	1,286,566	18,043,645	11,610,398
196	F06	뇌손상, 뇌기능 이상 및 신체 질환에 의한 기타 정신 장애	108,391	335,428	14,839,031	44,137,967	28,829,346
197	C16	위 악성 신 생물	104,851	639,107	9,175,251	142,997,220	130,425,684
198	R52	달리분류되지 않은 통증	103,533	178,841	1,996,389	12,423,554	7,227,628
199	E03	기타 갑상선 기능 저하증	103,523	369,291	21,234,450	31,835,244	20,426,195
200	F90	운동과 다 장애	101,809	819,604	18,382,311	87,885,831	63,874,143

Note : Based on the Treatment Month (excluding herbal medicine, including pharmacy in Treatment Amount and Benefit Amount)

제VI-5-2표  
Table VI-5-2

질병소분류별 외래 다빈도  
Outpatient Benefits by Frequency

순위 Rank	상병 기호 I.C.D	상병명 Diseases	진료실인원수 Patients	입내원일수 Visits	요양급여일수 Reimbursed Days	진료비 Medical Expense	급여비 Benefit
1	U07	U 0 7 의 응 급 사 용	12,913,634	31,440,763	110,135,896	1,819,061,194	1,350,306,327
2	K05	치 은 염 및 치 주 질 환	9,316,543	19,280,877	33,757,759	1,008,437,960	705,299,990
3	J20	급 성 기 관 지 염	7,274,130	21,106,745	109,294,256	744,098,239	565,528,487
4	I10	본 태 성 ( 원 발 성 ) 고 혈 압	3,426,011	24,248,647	950,277,166	2,122,227,190	1,525,338,648
5	Z11	감염성 및 기생충성 질환에 대한 특수 선별 검사	3,285,296	6,118,990	11,088,539	329,305,289	213,917,645
6	J30	혈 관 운 동 성 및 앨 러 지 성 비 염	3,245,002	7,208,332	56,142,316	274,055,997	201,876,771
7	K02	치 아 우 식	3,239,636	5,529,807	6,817,923	301,126,024	213,731,016
8	M54	등 통 증	3,123,017	14,088,206	68,272,678	759,475,314	545,447,098
9	K29	위 염 및 십 이 지 장 염	3,009,652	5,256,593	58,979,882	306,326,712	213,147,886
10	J06	다발성 및 상 세 불 명 부 위 의 급 성 상 기 도 감 염	2,834,614	5,033,835	25,942,797	185,023,569	142,867,607
11	K21	위 - 식 도 역 류 병	2,824,931	5,835,919	94,312,732	392,774,367	272,193,450
12	J02	급 성 인 두 염	2,453,417	4,337,839	20,626,506	159,686,354	123,652,741
13	J00	급 성 비 인 두 염 [ 감 기 ]	2,437,979	4,482,658	21,971,322	158,046,877	125,721,927
14	L23	앨 러 지 성 접 촉 피 부 염	2,397,585	4,521,607	28,519,650	150,122,928	110,124,722
15	H10	결 막 염	2,291,112	3,809,627	15,442,223	182,021,048	131,774,096
16	M17	무 료 관 절 증	2,086,969	12,138,470	116,894,690	760,965,083	515,734,219
17	Z20	전 염 성 질 환 에 접 촉 및 노 출	2,071,699	3,186,260	6,983,322	174,437,608	130,509,879
18	A09	감염성 및 상 세 불 명 기 원 의 기 타 위 장 염 및 결 장 염	2,053,725	3,283,921	17,756,130	151,097,917	102,693,945
19	J03	급 성 편 도 염	2,005,072	3,570,739	17,590,138	131,072,014	98,851,152
20	R10	복 부 및 골 반 통 증	1,721,774	2,580,363	18,252,788	288,961,766	180,104,198
21	H04	눈 물 계 통 의 장 애	1,716,091	3,100,348	17,315,699	205,037,479	145,896,051
22	E78	지 질 단 백 질 대 사 장 애 및 기 타 지 질 증	1,699,793	5,955,463	294,408,950	549,845,139	382,532,971
23	M79	달 리 분 류 되 지 않 은 기 타 연 조 직 장 애	1,676,038	4,002,328	24,674,326	160,502,728	113,194,673
24	K04	치 수 및 근 단 주 위 조 직 의 질 환	1,669,052	5,346,318	8,497,724	276,452,187	194,863,261
25	N30	방 광 염	1,522,684	3,376,215	25,013,010	181,897,489	125,906,283
26	E11	2 형 당 뇨 병	1,468,086	9,865,397	371,009,442	1,240,660,362	864,523,796
27	H52	굴 절 및 조 절 의 장 애	1,455,791	2,125,352	6,235,988	149,157,777	104,749,434
28	J01	급 성 부 비 동 염	1,419,058	3,304,871	17,920,634	124,911,560	93,284,484
29	J04	급 성 후 두 염 및 기 관 염	1,387,845	2,518,687	13,851,022	96,511,310	72,869,161
30	M75	어 깨 병 변	1,335,995	6,554,001	34,899,860	315,552,458	218,447,284
31	L50	두 드 러 기	1,274,181	2,449,700	23,089,849	95,871,835	67,304,189
32	N76	질 및 외 음 부 의 기 타 염 증	1,188,642	2,174,192	11,741,466	152,289,806	103,455,480
33	M48	기 타 적 추 병 증	1,119,727	6,503,825	56,397,512	414,259,748	294,599,678
34	S93	발목 및 발 부 위 의 관절 및 인 대 의 탈 구 , 염좌 및 긴 장	1,074,951	2,692,106	9,091,285	121,724,346	83,022,047
35	M81	병 적 골 절 이 없 는 골 다 공 증	1,060,491	3,085,399	97,672,454	294,491,600	202,425,223
36	M65	윤 활 막 염 및 힘 줄 윤 활 막 염	1,048,252	3,025,796	15,922,414	122,894,012	85,260,781
37	N72	자 궁 경 부 의 염 증 성 질 환	1,047,155	1,825,231	9,217,382	142,247,087	96,454,337
38	S33	요 추 및 골 반 의 관절 및 인 대 의 탈 구 , 염좌 및 긴 장	1,041,173	3,073,663	13,170,432	145,138,009	102,623,131
39	M51	기 타 추 간 판 장 애	1,025,007	5,004,185	36,828,627	302,507,636	205,125,887
40	K03	치 아 경 조 직 의 기 타 질 환	995,708	1,468,495	2,227,980	76,946,468	54,055,156
41	J40	급 성 인 지 만 성 인 지 명 시 되 지 않 은 기 관 지 염	980,774	1,834,075	11,367,334	75,142,060	54,635,068
42	K59	기 타 기 능 성 장 장 애	978,015	1,590,223	16,653,089	98,484,674	67,527,295
43	H00	맥 립 증 및 공 다 래 기	958,842	1,608,330	6,576,256	72,438,256	51,443,738
44	K00	치 아 의 발 욱 및 맹 출 장 애	949,647	1,750,997	1,980,707	60,022,175	43,337,922
45	B35	백 선 증	915,218	2,329,825	18,218,384	103,468,320	74,648,376
46	H60	외 이 염	907,382	1,888,334	6,145,542	52,766,222	38,940,094
47	H16	각 막 염	855,494	1,585,478	6,914,635	95,069,207	66,672,036
48	M25	달 리 분 류 되 지 않 은 기 타 관 절 장 애	840,033	2,301,942	14,659,665	114,197,232	78,721,691
49	L30	기 타 피 부 염	835,195	1,437,999	10,526,490	57,151,183	38,644,012
50	H81	전 정 기 능 의 장 애	763,418	1,794,017	22,907,257	175,450,298	116,404,592

주 : 진료일 기준 (한의학분류 제외, 요양급여일수, 진료비와 급여비는 약국포함)



# 상병 진료현황(여자)

of Disease(Female)

(단위 : 명, 일, 천원)

Unit : Person, Day, KRW 1,000

순위 Rank	상병 기호 I.C.D	상병명 Diseases	진료실인원수 Patients	입내원일수 Visits	요양급여일수 Reimbursed Days	진료비 Medical Expense	급여비 Benefit
51	J32	만 성 부 비 동 염	752,726	1,756,159	9,476,192	79,272,773	57,056,921
52	K08	치 아 및 지 지 구 조 의 기 타 장 애	743,887	2,036,257	3,932,640	852,746,562	599,598,703
53	K58	과 민 대 장 증 후 군	731,752	1,136,022	8,873,310	83,952,228	57,350,952
54	M19	기 타 관 절 증	729,661	2,117,138	32,600,979	143,063,498	91,319,794
55	S63	손목 및 손부위의관절및인대의탈구, 염좌및 긴장	729,403	1,556,011	6,016,668	67,367,501	46,782,145
56	M77	기 타 골 부 착 부 병 증	723,412	2,476,699	12,648,870	102,624,555	70,965,927
57	H35	기 타 망 막 장 애	715,394	1,577,759	15,443,388	256,761,489	185,057,960
58	L24	자 극 물 접 촉 피 부 염	715,229	1,162,725	6,809,377	38,067,300	27,427,871
59	N95	폐 경 및 기 타 폐 경 전 후 장 애	702,903	2,115,980	101,001,475	124,253,370	82,656,998
60	M47	척 추 증	699,717	3,236,522	18,029,553	200,105,994	143,900,584
61	Z00	호소증상및보고된진단명이없는사람의일반적검사및조	682,138	728,641	3,271,685	35,624,102	23,489,629
62	B37	칸 디 다 증	677,555	1,183,797	6,385,578	74,225,335	51,055,615
63	N93	기 타 이 상 자 궁 및 질 출 혈	671,482	1,032,857	4,804,589	126,916,387	82,318,786
64	K01	매 물 치 및 매 복 치	667,479	1,375,273	3,394,828	94,314,075	63,122,921
65	R51	두 통	664,151	1,072,982	13,650,771	99,704,385	54,677,100
66	H25	노 년 백 내 장	657,302	1,726,860	7,198,789	136,199,699	97,373,175
67	L02	피 부 의 농 양 , 종 기 및 큰 종 기	655,378	1,294,240	6,631,887	47,314,324	33,464,330
68	Z46	기타장치의부착및조정을위하여보건서비스와접하고있	651,403	919,841	1,017,842	60,884,399	43,287,853
69	M13	기 타 관 절 염	646,848	1,930,334	19,763,385	97,282,661	69,070,565
70	F32	우 울 에 피 소 드	624,016	4,813,088	90,044,119	351,358,052	266,553,238
71	K52	기 타 비 감 염 성 위 장 염 및 결 장 염	615,164	879,175	4,676,251	36,895,401	26,146,848
72	D25	자 궁 의 평 활 근 종	605,856	1,059,691	9,636,919	137,703,392	75,615,459
73	H40	녹 내 장	603,019	1,629,606	12,474,479	220,438,310	145,212,915
74	R42	어 지 럼 증 및 어 지 럼	594,168	1,032,325	14,633,433	101,892,878	60,078,736
75	L03	연 조 직 염	586,470	1,141,077	5,446,022	42,567,507	29,668,938
76	K07	치 아 열 굴 이 상 [ 부 정 교 합 포 함 ]	579,776	1,122,960	3,603,266	51,305,005	34,730,323
77	R07	목 구멍 및 가 슴 의 통 증	559,683	901,162	13,841,689	106,255,336	61,594,255
78	K63	장 의 기 타 질 환	558,572	773,771	6,039,777	243,414,159	158,829,562
79	N64	유 방 의 기 타 장 애	539,909	698,208	2,595,784	85,193,612	52,375,850
80	L20	아 토 피 성 피 부 염	529,048	1,150,589	9,072,128	67,981,333	52,701,818
81	M50	경 추 간 판 장 애	514,557	2,273,488	12,522,981	124,241,346	84,821,397
82	E03	기 타 갑 상 선 기 능 저 하 증	512,048	2,003,965	108,748,289	160,739,372	106,510,773
83	H66	화 농 성 및 상 세 불 명 의 중 이 염	510,202	1,536,774	6,994,061	54,302,206	40,414,095
84	F41	기 타 장 애	504,142	2,876,709	55,938,640	179,893,972	135,779,421
85	Z03	의심되는질병및병태를위한의학적관찰및평가	503,965	776,935	2,305,415	55,148,048	31,788,228
86	S13	목부위의관절및인대의탈구, 염좌및 긴장	493,697	1,326,040	4,847,527	60,094,705	42,072,339
87	B00	헤르페스바이러스[단순헤르페스]감염	477,550	727,522	3,994,479	30,458,883	21,899,760
88	N91	무 월 경 , 소 량 및 희 발 월 경	467,523	689,903	2,985,091	69,007,398	45,654,717
89	J45	천 식	454,453	1,274,666	23,532,322	104,175,901	70,450,810
90	K12	구 내 염 및 관 련 병 변	447,559	708,768	3,012,637	21,343,324	15,538,228
91	K30	기 능 성 소 화 불 량	446,428	677,170	7,078,761	36,891,508	25,061,359
92	Z34	정 상 임 신 의 관 리	439,426	3,269,926	8,940,814	350,770,583	291,413,917
93	B02	대 상 포 진	425,713	1,085,456	6,739,929	70,706,417	49,216,150
94	G47	수 면 장 애	422,263	1,373,785	34,000,961	69,219,393	48,509,855
95	G43	편 두 통	416,781	944,968	15,952,744	72,702,211	46,421,729
96	J34	코 및 비 동 의 기 타 장 애	415,920	799,833	4,530,408	41,301,319	27,717,943
97	J21	급 성 세 기 관 지 염	406,774	970,628	5,040,399	35,230,768	27,142,811
98	N92	과 다 , 빈 발 및 불 규 칙 월 경	400,663	586,891	2,153,308	62,059,141	40,268,988
99	K76	간 의 기 타 질 환	396,238	612,620	9,614,188	68,233,211	44,874,605
100	R50	기 타 및 원 인 미 상 의 열	392,973	541,933	2,023,750	36,856,494	24,435,762

Note : Based on the Treatment Month (excluding herbal medicine, including pharmacy in Treatment Amount and Benefit Amount)

순위 Rank	상병 기호 I.C.D	상병명 Diseases	진료실인원수 Patients	입내원일수 Visits	요양급여일수 Reimbursed Days	진료비 Medical Expense	급여비 Benefit
101	E04	기타 비 독 성 고 이 터	389,525	783,547	16,121,758	68,801,703	39,104,345
102	S83	무릎의 관절 및 인대의 탈구, 염좌 및 긴장	384,676	1,157,300	5,694,747	52,878,892	35,625,441
103	D24	유방의 양성 신 생물	367,815	619,712	1,891,836	69,802,805	39,437,548
104	N63	유방의 상 세 불 명 의 덩 이	364,911	558,784	1,764,838	75,257,458	45,971,194
105	H01	눈꺼풀의 기타 염증	364,288	607,295	2,588,503	34,071,147	23,649,696
106	B34	상 세 불 명 부 위 의 바 이 러 스 감 염	363,707	690,471	2,285,829	43,982,029	30,651,139
107	S61	손목 및 손의 열린 상처	357,592	1,119,274	2,851,956	45,320,849	29,291,636
108	F00	알츠하이머병에서의 치매 (G30.-+)	356,478	2,142,469	77,579,757	354,393,996	256,604,808
109	R11	구역 및 구토	355,379	471,817	2,783,354	21,849,359	14,465,670
110	L21	지루피부염	354,629	675,594	4,737,094	22,507,933	16,050,955
111	K25	위궤양	351,399	666,956	10,737,472	51,749,159	35,328,231
112	G44	기타 두통 증후군	351,341	669,827	9,988,394	65,758,291	38,548,897
113	S02	두개골 및 안면골의 골절	339,248	579,195	1,013,092	26,634,028	17,551,003
114	N94	여성생식기관 및 월경주기와 관련된 통증 및 기타 병태	337,459	520,436	2,315,517	38,097,658	24,716,714
115	N31	달리 분류되지 않은 방광의 신경근육 기능 장애	333,892	922,333	27,221,969	74,855,692	50,688,805
116	H11	결막의 기타 장애	321,713	469,846	2,069,310	29,840,695	20,663,026
117	H61	외이의 기타 장애	319,801	464,510	1,221,856	19,714,610	14,247,767
118	S23	흉곽의 관절 및 인대의 탈구, 염좌 및 긴장	318,113	559,452	2,676,956	26,605,601	18,634,443
119	C73	갑상선의 악성 신 생물	317,590	1,108,307	90,420,093	158,068,866	123,765,114
120	L08	피부 및 피하 조직의 기타 국소 감염	312,301	531,790	2,582,027	18,460,143	13,169,244
121	R05	기침	310,826	500,753	4,769,867	34,922,658	20,615,017
122	S43	견갑대의 관절 및 인대의 탈구, 염좌 및 긴장	302,677	899,207	3,552,434	36,728,244	25,925,177
123	K64	치핵 및 항문 주위 정맥혈전증	298,752	674,503	5,152,319	42,248,566	28,410,524
124	D50	철결핍빈혈	298,645	589,453	15,947,234	37,202,095	25,227,438
125	N39	비뇨계통의 기타 장애	298,554	615,540	9,002,908	49,149,013	31,376,404
126	L25	상 세 불 명 의 접 촉 피 부 염	296,918	484,689	2,888,271	15,962,557	11,354,260
127	L04	급성 림프절염	285,935	451,334	2,195,161	17,413,387	12,271,421
128	J31	만성 비염, 비인두염 및 인두염	285,652	573,115	3,205,307	21,412,558	15,597,372
129	N60	양성 유방형성이상	284,745	449,232	1,556,804	50,507,480	27,574,122
130	J18	상 세 불 명 병 원 체 의 폐 령	281,348	648,433	4,239,892	34,980,355	24,755,783
131	Z29	기타 예방적 조치의 필요	277,584	373,310	603,433	33,385,209	27,341,016
132	H26	기타 백내장	276,787	597,102	3,089,722	119,606,589	80,038,602
133	J38	달리 분류되지 않은 성대 및 후두의 질환	274,426	489,386	3,686,983	31,793,370	21,698,062
134	I20	협심증	267,551	938,719	64,404,887	211,151,781	138,712,697
135	J22	상 세 불 명 의 급 성 하 기 도 감 염	266,028	518,872	2,920,837	18,384,515	13,854,069
136	A04	기타 세균성 장 감염	263,663	376,650	2,323,836	16,589,973	11,657,922
137	L29	가려움	252,394	422,047	3,136,600	16,890,193	12,077,234
138	R68	기타 전신 증상 및 징후	248,344	304,068	1,019,699	8,641,012	5,378,155
139	T85	기타 내부인공삽입장치, 삽입물 및 이식편의 합병증	247,588	301,704	445,039	12,885,862	9,023,680
140	H90	전음성 및 감각 신경성 청력 소실	245,276	431,059	3,161,478	37,009,534	23,245,044
141	C50	유방의 악성 신 생물	235,559	2,666,859	54,165,509	948,407,145	873,014,800
142	F51	비기질성 수면 장애	233,653	1,155,313	25,009,140	57,922,798	43,735,271
143	M53	달리 분류되지 않은 기타 등 병증	232,373	736,322	3,257,312	43,423,288	31,003,645
144	J36	편도주위농양	231,586	405,366	1,996,088	15,024,543	11,055,739
145	H65	비화농성 중이염	230,631	559,483	2,610,614	23,841,286	16,757,972
146	Z96	기타 기능성 삽입물의 존재	228,923	648,926	2,940,992	53,028,101	36,640,854
147	T14	상 세 불 명 의 신 체 부 위 의 손 상	225,901	394,447	1,319,061	16,727,363	10,645,600
148	R73	혈당치상	225,336	361,303	8,298,081	25,480,788	16,472,455
149	D23	피부의 기타 양성 신 생물	225,197	452,823	1,093,742	29,989,841	19,413,224
150	H36	달리 분류된 질환에서의 망막 장애	224,363	592,458	16,382,203	78,913,923	50,594,996

주 : 진료일 기준 (한의원류 제외, 요양급여일수, 진료비와 급여비는 약국포함)

# 상병 진료현황(여자) <계속>

of Disease(Female) <Cont'd>

(단위 : 명, 일, 천원)

Unit : Person, Day, KRW 1,000

순위 Rank	상병 기호 I.C.D	상병명 Diseases	진료실인원수 Patients	입내원일수 Visits	요양급여일수 Reimbursed Days	진료비 Medical Expense	급여비 Benefit
151	I67	기타 뇌혈관 질환	224,335	664,028	29,677,760	129,680,093	78,809,938
152	H93	달리 분류되지 않은 귀의 기타 장애	222,610	495,413	5,726,218	32,816,280	21,276,379
153	L28	만성 단순 태선 및 가려움 발진	221,232	430,638	3,530,106	19,079,191	12,901,709
154	F06	뇌손상, 뇌기능이상및신체질환에의한기타정신장애	217,473	664,196	30,913,442	85,881,841	57,495,710
155	M62	근육의 기타 장애	217,117	544,813	2,591,029	20,820,877	14,559,870
156	S92	발목을 제외한 발의 골절	213,177	980,220	3,509,629	52,134,639	34,142,472
157	J10	확인된계절성인플루엔자바이러스에의한인플루엔자	212,772	259,277	1,312,016	12,721,169	9,328,464
158	H19	달리 분류된 질환에서의 공막 및 각막의 장애	208,445	378,257	1,734,750	24,040,368	16,996,769
159	M72	섬유모세포 장애	207,022	681,243	3,632,069	24,927,276	17,239,196
160	D12	결장, 직장, 항문 및 항문관의 양성 신 생물	203,856	311,838	3,564,338	62,944,524	38,945,426
161	L85	기타 표피의 비후	203,412	370,962	1,565,787	10,016,278	7,117,835
162	B07	바리셀라 사마귀	202,357	567,624	939,048	35,882,861	25,157,474
163	B18	만성 바리셀라 간염	201,015	741,670	30,285,432	175,308,423	112,122,555
164	S22	늑골, 흉골 및 흉추의 골절	198,339	593,766	6,765,997	47,637,579	30,630,697
165	I63	뇌경색증	198,135	896,607	50,468,033	206,075,605	136,000,055
166	E55	비타민 D 결핍	196,138	338,523	12,573,318	23,514,274	15,211,386
167	E14	상세불명 의당뇨병	193,777	869,226	35,566,358	119,893,188	81,409,281
168	N86	자궁경부의 미란 및 외반	192,148	321,878	1,533,895	29,049,736	20,015,906
169	N80	자궁내막증	188,577	416,662	10,954,379	55,230,449	29,496,087
170	S90	발목 및 발의 표재성 손상	187,851	286,600	1,055,260	13,589,883	8,904,056
171	S80	아래다리의 표재성 손상	187,127	365,328	1,492,739	16,022,612	10,751,031
172	E05	갑상선 독증 [갑상선 기능 항진증]	186,673	896,350	30,484,448	72,012,429	42,867,117
173	H02	눈꺼풀의 기타 장애	183,754	453,955	1,854,799	42,549,648	29,081,161
174	H43	유리체의 장애	183,556	277,903	1,768,104	26,748,280	17,699,063
175	G31	달리 분류되지 않은 신경계통의 기타 퇴행성 질환	183,479	550,161	24,120,658	55,457,526	40,248,953
176	K75	기타 염증성 간 질환	181,958	400,914	11,721,203	45,876,136	30,446,493
177	S60	손목 및 손의 표재성 손상	180,555	281,345	964,935	13,227,218	8,682,671
178	R00	심장 박동의 이상	180,439	321,626	5,082,973	30,745,297	17,456,913
179	J39	상기도의 기타 질환	179,115	308,926	1,727,653	13,728,674	9,516,097
180	S01	머리의 열린 상처	176,105	467,185	1,117,622	25,749,872	15,341,849
181	I83	하지의 정맥류	173,284	388,073	8,266,708	23,752,660	15,676,184
182	J37	만성 후두염 및 후두 기관염	171,496	335,895	2,614,523	17,300,504	11,949,797
183	B08	달리 분류되지 않은 피부 및 점막병변이 특징인 기타 바이러스	170,683	322,934	1,126,243	9,015,646	7,038,267
184	J35	편도 및 아데노이드의 만성 질환	168,640	289,451	1,391,138	13,106,844	8,972,891
185	A08	바이러스성 및 기타 명시된 장 감염	168,429	232,809	1,135,632	8,356,503	5,974,665
186	Z39	분만 후 관리 및 검사	167,662	274,185	998,292	12,608,174	5,525,430
187	I11	고혈압성 심장병	167,608	695,147	39,932,087	100,483,982	67,089,148
188	R94	기능 검사 의 이상 결과	167,435	290,375	5,098,713	29,485,990	16,627,121
189	N87	자궁경부의 이형성	166,897	383,784	1,946,805	40,432,886	22,990,278
190	H91	기타 청력 소실	166,011	379,583	2,766,457	33,429,416	20,062,858
191	S00	머리의 표재성 손상	165,502	258,009	690,379	13,082,944	8,176,376
192	Z71	달리 분류되지 않은 의학적 권고를 위해 보건서비스와 접촉하고 있는	164,176	220,647	737,787	10,951,027	8,289,189
193	M43	기타 변형성 등 병증	163,270	620,562	8,744,755	48,862,633	31,615,762
194	R31	상세불명 의혈뇨	162,832	343,556	3,346,225	35,499,941	19,627,445
195	E30	달리 분류되지 않은 사춘기의 장애	161,551	835,636	1,488,163	88,945,709	49,830,238
196	M15	다발관절증	161,193	471,353	11,258,767	37,983,462	24,825,755
197	M76	발목을 제외한 다리의 골부 착부 병증	161,061	421,039	1,959,232	16,624,674	11,483,958
198	L84	티논 및 균은 살	158,783	359,716	862,770	20,053,021	14,159,805
199	E07	갑상선 및 기타 장애	158,126	243,335	4,407,041	21,649,932	14,093,849
200	M23	무릎의 내부 장애	156,715	491,802	5,927,998	29,237,228	17,807,957

Note : Based on the Treatment Month (excluding herbal medicine, including pharmacy in Treatment Amount and Benefit Amount)

제VI-6표  
Table VI-6

한방 22대 분류별  
Benefits by Classification of

구 분 Division		진료실인원수 Patients	입내원일수 Visits	요양급여일수 Reimbursed Days	진료비 (천원) Medical Expense (1,000 won)
계 Total	계(T)	11,308,251	93,318,798	103,312,292	3,196,620,723
	입원(I.P)	321,653	3,418,448	3,670,240	515,346,542
	외래(O.P)	11,093,531	89,900,350	99,642,052	2,681,274,181
1. 특정감염성 및 기생충성질환 (A00-B99)	계(T) 입원(I.P) 외래(O.P)	18,959 937 18,112	104,532 5,881 98,651	119,915 6,135 113,780	3,641,135 957,489 2,683,647
2. 신생물 (C00-D48)	계(T) 입원(I.P) 외래(O.P)	57,857 26,685 35,356	801,086 393,970 407,116	912,459 434,105 478,354	55,592,352 42,256,408 13,335,944
3. 혈액 및 조혈기관의 질환과 면역기전을 침범한 특정 장애(D50-D89)	계(T) 입원(I.P) 외래(O.P)	1,951 151 1,803	12,009 326 11,683	15,754 387 15,367	414,907 91,685 323,222
4. 내분비, 영양 및 대사질환 (E00-E90)	계(T) 입원(I.P) 외래(O.P)	26,626 1,740 24,936	186,055 4,951 181,104	205,445 5,559 199,886	6,035,061 1,517,109 4,517,952
5. 정신 및 행동장애 (F00-F99)	계(T) 입원(I.P) 외래(O.P)	76,851 19,090 57,843	313,493 3,948 309,545	408,812 25,019 383,793	22,616,282 14,445,456 8,170,826
6. 신경계의 질환 (G00-G99)	계(T) 입원(I.P) 외래(O.P)	474,432 28,448 449,915	3,650,627 108,544 3,542,083	4,028,617 123,028 3,905,589	129,644,603 32,906,657 96,737,947
7. 눈 및 눈부속기의 질환 (H00-H59)	계(T) 입원(I.P) 외래(O.P)	24,291 221 24,104	218,743 1,340 217,403	233,385 1,400 231,985	5,604,745 220,525 5,384,220
8. 귀 및 유양돌기의 질환 (H60 - H95)	계(T) 입원(I.P) 외래(O.P)	82,398 770 81,915	680,599 7,394 673,205	765,227 8,456 756,771	19,270,724 993,860 18,276,864
9. 순환기계의 질환 (I00-I99)	계(T) 입원(I.P) 외래(O.P)	59,596 21,942 39,451	610,987 120,015 490,972	665,044 135,144 529,900	41,955,052 29,417,103 12,537,948
10. 호흡기계의 질환 (J00-J99)	계(T) 입원(I.P) 외래(O.P)	371,240 4,384 367,058	1,344,961 11,657 1,333,304	2,818,392 21,139 2,797,253	37,291,479 1,940,480 35,350,998
11. 소화기계의 질환 (K00-K93)	계(T) 입원(I.P) 외래(O.P)	831,219 6,340 825,734	3,597,244 25,562 3,571,682	5,131,650 36,272 5,095,378	103,738,949 4,383,667 99,355,281
12. 피부 및 피하조직의 질환 (L00-L99)	계(T) 입원(I.P) 외래(O.P)	131,226 623 130,682	958,257 3,221 955,036	1,142,601 3,875 1,138,726	25,536,644 569,955 24,966,689
13. 근골격계 및 결합조직의 질환 (M00-M99)	계(T) 입원(I.P) 외래(O.P)	6,865,258 147,101 6,758,497	51,528,263 1,609,972 49,918,291	54,561,700 1,701,383 52,860,317	1,707,921,092 237,537,888 1,470,383,203
14. 비뇨생식기계의 질환 (N00-N99)	계(T) 입원(I.P) 외래(O.P)	82,061 3,080 79,128	443,512 9,392 434,120	729,551 10,897 718,654	16,082,659 2,624,656 13,458,003
15. 임신, 출산 및 산욕 (O00-O99)	계(T) 입원(I.P) 외래(O.P)	3,755 15 3,741	9,886 56 9,830	11,690 65 11,625	297,150 6,114 291,036
16. 주산기에 기원한 특정병태 (P00-P96)	계(T) 입원(I.P) 외래(O.P)	103 9 94	552 1 551	620 1 619	16,082 2,549 13,534
17. 선천성기형, 변형 및 염색체 이상 (Q00-Q96)	계(T) 입원(I.P) 외래(O.P)	1,273 63 1,217	10,868 683 10,185	11,759 732 11,027	412,874 100,187 312,687
18. 달리 분류되지 않은 증상, 징후와 임상 및 검사의 이상 소견(R00-R99)	계(T) 입원(I.P) 외래(O.P)	664,321 8,343 657,392	3,291,269 36,890 3,254,379	4,175,746 46,656 4,129,090	91,679,278 6,309,690 85,369,588
19. 손상, 중독 및 외인에 의한 특정 기타 결과(S00-T98)	계(T) 입원(I.P) 외래(O.P)	4,404,398 72,546 4,350,515	21,971,688 1,054,969 20,916,719	23,107,528 1,081,254 22,026,274	819,008,534 127,825,551 691,182,983
21. 건강상태 및 보건서비스 접촉에 영향을 주는 요인(Z00-Z99)	계(T) 입원(I.P) 외래(O.P)	3,938 620 3,330	17,271 5,211 12,060	19,919 5,354 14,565	1,059,820 743,548 316,272
22. 특수목적코드(U00-U99)	계(T) 입원(I.P) 외래(O.P)	628,329 11,371 617,308	3,043,447 8,511 3,034,936	3,603,283 16,837 3,586,446	93,465,924 8,364,873 85,101,051
기타 (Others)	계(T) 입원(I.P) 외래(O.P)	109,739 2,569 107,261	523,449 5,954 517,495	643,195 6,542 636,653	15,335,376 2,131,091 13,204,285

주 : 진료일 기준

## 진료현황

### 22 Disease Categories

(단위 : 명, 일, 원)

Unit : Person, Day, KRW

급여비 (천원) Benefit (1,000 won)	입 내 원 1 일 당 Per Visit		요 양 급 여 1 일 당 Perreimbursed day	
	진료비 Medical Expense	급여비 Benefit	진료비 Medical Expense	급여비 Benefit
<b>2,397,507,884</b>	<b>34,255</b>	<b>25,692</b>	<b>30,941</b>	<b>23,206</b>
<b>387,344,003</b>	<b>150,755</b>	<b>113,310</b>	<b>140,412</b>	<b>105,536</b>
<b>2,010,163,881</b>	<b>29,825</b>	<b>22,360</b>	<b>26,909</b>	<b>20,174</b>
2,687,828	34,833	25,713	30,364	22,414
717,878	162,811	122,067	156,070	117,014
1,969,950	27,203	19,969	23,586	17,314
47,033,676	69,396	58,712	60,926	51,546
34,609,974	107,258	87,849	97,341	79,727
12,423,702	32,757	30,516	27,879	25,972
321,103	34,550	26,739	26,337	20,382
72,382	281,242	222,031	236,912	187,034
248,721	27,666	21,289	21,034	16,185
4,654,909	32,437	25,019	29,376	22,658
1,172,008	306,425	236,721	272,910	210,831
3,482,901	24,947	19,231	22,603	17,424
17,824,830	72,143	56,859	55,322	43,602
11,650,761	3,658,930	2,951,054	577,379	465,677
6,174,068	26,396	19,946	21,290	16,087
100,110,507	35,513	27,423	32,181	24,850
26,089,106	303,164	240,355	267,473	212,058
74,021,401	27,311	20,898	24,769	18,953
4,409,474	25,623	20,158	24,015	18,894
171,437	164,571	127,938	157,518	122,455
4,238,037	24,766	19,494	23,209	18,269
14,452,809	28,314	21,235	25,183	18,887
722,092	134,414	97,659	117,533	85,394
13,730,717	27,149	20,396	24,151	18,144
32,351,378	68,668	52,949	63,086	48,645
22,563,467	245,112	188,005	217,672	166,959
9,787,911	25,537	19,936	23,661	18,471
27,663,773	27,727	20,568	13,231	9,815
1,486,907	166,465	127,555	91,796	70,340
26,176,866	26,514	19,633	12,638	9,358
78,707,985	28,838	21,880	20,216	15,338
3,311,730	171,492	129,557	120,855	91,303
75,396,254	27,818	21,109	19,499	14,797
18,400,052	26,649	19,202	22,350	16,104
433,264	176,950	134,512	147,085	111,810
17,966,788	26,142	18,813	21,925	15,778
1,294,700,610	33,145	25,126	31,303	23,729
175,534,732	147,542	109,030	139,615	103,172
1,119,165,878	29,456	22,420	27,816	21,172
11,435,423	36,262	25,784	22,045	15,675
2,096,781	279,457	223,252	240,860	192,418
9,338,642	31,001	21,512	18,727	12,995
209,650	30,058	21,207	25,419	17,934
4,349	109,179	77,661	94,062	66,908
205,301	29,607	20,885	25,035	17,660
12,498	29,134	22,641	25,939	20,158
2,038	-	-	-	-
10,460	24,563	18,984	21,864	16,898
320,983	37,990	29,535	35,111	27,297
75,065	146,687	109,905	136,867	102,548
245,918	30,701	24,145	28,356	22,301
70,949,403	27,855	21,557	21,955	16,991
4,801,517	171,041	130,158	135,239	102,913
66,147,886	26,232	20,326	20,675	16,020
586,494,798	37,276	26,693	35,443	25,381
92,895,021	121,165	88,055	118,220	85,914
493,599,776	33,045	23,598	31,380	22,410
803,518	61,364	46,524	53,206	40,339
557,135	142,688	106,915	138,877	104,060
246,383	26,225	20,430	21,715	16,916
71,863,592	30,711	23,613	25,939	19,944
6,694,158	982,831	786,530	496,815	397,586
65,169,435	28,040	21,473	23,729	18,171
12,099,086	29,297	23,114	23,842	18,811
1,682,200	357,926	282,533	325,755	257,138
10,416,886	25,516	20,129	20,740	16,362

Note : Based on the Treatment Month

제VI-7표  
Table VI-7

질병소분류별 다빈도  
Benefits by Frequency

순위 Rank	상병 기호 I.C.D	상 병 명 Diseases	진료실인원수 Patients	입내원일수 Visits	요양급여일수 Reimbursed Days	진료비 Medical Expense	급여비 Benefit
1	M54	등 통 증	3,610,967	21,735,440	22,992,518	688,289,071	522,607,573
2	S33	요추 및 골반의 관절 및 인대의 탈구, 염좌 및 긴장	1,840,399	8,120,076	8,542,067	311,073,414	220,762,008
3	M79	달리 분류되지 않은 기타 연조직 장애	1,772,676	8,963,498	9,491,795	273,253,659	211,260,949
4	M62	기 타 근 육 장 애	1,122,344	5,205,206	5,545,393	163,845,833	122,669,607
5	S13	목 부위의 관절 및 인대의 탈구, 염좌 및 긴장	806,206	2,847,115	3,055,946	114,485,324	77,738,974
6	M25	달리 분류되지 않은 기타 관절 장애	794,148	4,445,600	4,731,835	136,128,313	106,468,742
7	S93	발목 및 발부위의 관절 및 인대의 탈구, 염좌 및 긴장	759,401	2,930,655	3,043,274	93,731,025	68,232,467
8	K30	소 화 불 량	668,585	2,663,688	3,826,010	76,037,186	57,979,393
9	M75	어 깨 병 변	512,832	2,657,747	2,791,663	82,014,985	61,876,272
10	S43	견갑대의 관절 및 인대의 탈구, 염좌 및 긴장	469,998	2,070,074	2,187,001	69,607,693	50,384,452
11	S63	손목 및 손부위의 관절 및 인대의 탈구, 염좌 및 긴장	390,352	1,413,803	1,475,273	43,870,970	31,827,532
12	S83	무릎의 관절 및 인대의 탈구, 염좌 및 긴장	302,360	1,509,632	1,575,079	51,203,026	37,979,488
13	M17	무 료 관 절 증	254,054	1,834,741	1,933,694	72,307,833	56,680,624
14	U30	근 골 격 계 및 결 합 조 직 의 질 환	214,263	817,972	881,317	23,630,071	18,052,995
15	J00	급 성 비 인 두 염 [ 감 기 ]	178,644	453,861	1,230,761	11,678,846	8,762,893
16	M77	기 타 골 부 착 부 병 증	175,874	793,404	830,122	24,090,326	17,601,917
17	R10	복 부 및 골 반 통 증	166,904	642,078	912,379	19,079,736	14,228,760
18	M48	기 타 척 추 병 증	140,099	1,269,085	1,336,538	51,868,120	39,376,854
19	M51	기 타 추 간 판 장 애	137,379	1,267,059	1,332,274	83,575,121	58,046,577
20	S53	팔꿈치의 관절 및 인대의 탈구, 염좌 및 긴장	124,540	517,176	540,580	16,659,074	11,904,603
21	R51	두 통	123,443	534,780	618,165	14,996,692	11,604,541
22	ZZ	한 방 기 타	109,710	523,392	643,138	15,334,430	12,098,301
23	S23	흉곽의 관절 및 인대의 탈구, 염좌 및 긴장	102,339	310,268	331,398	11,049,538	7,913,506
24	J30	혈 관 운 동 성 및 알 레 르 기 성 비 염	100,590	425,955	665,943	11,602,304	8,518,256
25	G51	안 면 신 경 장 애	92,856	1,372,299	1,471,617	43,284,476	32,112,343
26	G43	편 두 통	91,295	409,173	460,803	11,340,920	8,746,734
27	G44	기 타 두 통 증 후 군	87,018	387,803	435,477	11,382,637	8,708,167
28	U23	신 경 계 통 의 질 환	83,676	684,564	736,101	21,110,562	17,114,894
29	R42	현 기 및 어 지 러 움	80,317	419,417	509,746	12,114,772	9,445,644
30	G47	수 면 장 애	77,267	536,242	624,554	13,607,371	10,639,489
31	M50	경 추 간 판 장 애	74,641	522,019	558,854	29,424,142	20,068,891
32	M72	섬 유 모 세 포 장 애	70,613	357,581	377,516	10,405,508	7,758,547
33	S80	아 래 다 리 의 표 재 성 손 상	62,838	257,412	268,334	7,569,618	5,838,778
34	J31	만 성 비 염 , 비 인 두 염 및 인 두 염	60,328	265,400	545,387	7,170,186	5,228,539
35	M53	달리 분류되지 않은 기타 등 병 증	58,027	263,325	281,473	8,789,838	6,377,705
36	K29	위 염 및 십 이 지 장 염	56,737	228,785	383,220	6,343,769	4,798,089
37	R05	기 침	54,602	151,069	337,404	3,862,556	2,926,563
38	H93	달리 분류되지 않은 귀의 기타 장애	54,088	473,571	523,070	12,928,243	9,735,546
39	R25	이 상 불 수 의 운 동	49,841	313,146	336,103	7,974,799	6,547,657
40	R20	피 부 감 각 의 장 애	49,791	263,780	279,547	7,076,853	5,660,210
41	U68	비 병 증 ( 脾 病 證 )	47,973	174,361	232,730	5,283,766	3,995,225
42	K59	기 타 기 능 성 장 장 애	45,871	194,509	279,807	5,058,656	3,920,791
43	M24	기 타 명 시 된 관 절 이 상	42,904	218,433	226,700	7,439,967	5,729,620
44	M65	운 활 막 염 및 힘 줄 운 활 막 염	41,168	199,307	211,473	6,156,042	4,545,550
45	M19	기 타 관 절 증	38,967	221,477	235,168	8,346,107	6,451,841
46	S73	둔부의 관절 및 인대의 탈구, 염좌 및 긴장	38,886	179,687	187,448	6,902,616	4,960,686
47	M47	척 추 장 증	38,178	248,638	265,713	9,888,030	7,522,919
48	U28	소 화 계 통 의 질 환	36,410	112,915	153,109	3,094,886	2,370,463
49	S30	복부, 아래등 및 골반의 표재성 손상	34,985	146,818	153,756	4,253,017	3,347,119
50	U60	기 병 증 ( 氣 病 證 )	34,539	123,950	169,060	4,389,200	3,281,596

주 : 진료일 기준

# 상병 진료현황(한방)

of Disease(O.H&C)

(단위 : 명, 일, 천원)

Unit : Person, Day, KRW 1,000

순위 Rank	상병 기호 I.C.D	상 병 명 Diseases	진료실인원수 Patients	입내원일수 Visits	요양급여일수 Reimbursed Days	진료비 Medical Expense	급여비 Benefit
51	N94	여성 생식기관 및 월경주기와 관련된 통증 및 기타 병태	32,250	126,331	343,516	5,041,312	3,219,285
52	S46	어깨 및 위팔 부위의 근육 및 힘줄의 손상	31,973	166,251	174,071	6,863,776	5,002,159
53	U67	심 실 증 ( 心 實 證 )	31,858	149,602	192,174	4,233,675	3,222,620
54	M13	기 타 관 절 염	31,536	180,921	200,285	6,365,099	4,975,362
55	L30	기 타 피 부 염	28,139	203,775	240,872	5,200,917	3,762,312
56	U65	간 실 증 ( 肝 實 證 )	27,131	125,784	163,918	4,256,995	3,092,157
57	G56	팔 의 단 일 신 경 병 증	27,046	130,176	137,068	3,853,236	2,892,059
58	G57	하 지 의 단 일 신 경 병 증	26,839	166,238	172,930	4,456,979	3,567,263
59	M70	사용, 과용 및 압박과 관련된 연조직 장애	25,809	116,488	122,693	3,415,978	2,576,444
60	R07	목 구멍 및 가슴의 통 증	25,283	118,220	136,541	3,235,142	2,482,560
61	R60	달 리 분 류 되 지 않 은 부 종	25,206	130,373	145,196	3,435,397	2,668,049
62	K07	치 아 얼 굴 이 상 [ 부 정 교 합 포 함 ]	24,982	131,802	139,750	4,424,942	3,044,866
63	F45	신 체 형 장 장애	22,998	98,271	131,763	2,700,696	2,040,713
64	S90	발 목 및 발 의 표 재 성 손 상	22,836	73,052	76,421	2,157,473	1,619,330
65	S70	둔 부 및 대퇴의 표 재 성 손 상	22,518	95,871	99,861	2,806,321	2,182,554
66	S76	둔부 및 대퇴 부위의 근육 및 힘줄의 손상	22,255	91,359	95,298	2,960,901	2,185,575
67	S86	아래다리 부위의 근육 및 힘줄의 손상	21,726	87,295	90,379	3,282,653	2,386,386
68	S40	어깨 및 위팔의 표 재 성 손 상	20,753	95,936	100,311	2,805,994	2,159,529
69	K21	위 - 식 도 역 류 병	20,419	107,263	159,326	3,141,180	2,341,274
70	G24	근 긴 장 이 상	20,273	100,485	108,227	2,720,527	2,074,497
71	K92	소 화 계 통 의 기 타 질 환	19,840	109,437	127,505	2,772,937	2,132,302
72	U78	장 부 겸 병 증 ( 臟 腑 兼 病 證 )	18,920	78,096	93,136	2,675,259	2,003,553
73	U22	정 신 및 행 동 장 애	18,862	99,878	127,690	4,271,028	3,069,429
74	L20	아 토 피 피 부 염	18,448	162,417	191,926	4,272,867	3,050,373
75	R00	심 장 박 동 이 상	18,153	80,759	95,076	2,202,428	1,657,002
76	M23	무 림 의 내 부 이 상	18,130	124,046	129,050	6,530,521	4,869,413
77	U71	신 병 증 ( 腎 病 證 )	18,035	87,722	95,012	2,845,085	2,234,198
78	J06	다발성 및 상쇄불명 부위의 급성 상기도 감염	17,850	42,750	108,295	1,120,232	839,985
79	L50	두 드 러 기	17,404	82,785	105,681	2,206,040	1,584,087
80	S96	발목 및 발 부위의 근육 및 힘줄의 손상	17,303	61,369	63,530	1,915,279	1,409,061
81	M99	달 리 분 류 되 지 않 은 생물역학적 병변	17,206	134,663	146,102	4,473,654	3,449,971
82	I63	뇌 경 색 증	17,193	163,055	181,014	17,514,652	13,356,958
83	L21	지 루 피 부 염	17,097	165,463	184,740	4,608,230	3,240,903
84	M76	발을 제외한 하지의 골부 착부 병증	16,451	67,251	70,287	2,214,746	1,627,131
85	M60	근 육 염	16,427	75,839	81,876	2,201,140	1,700,933
86	F00	알츠하이머병에서의 치매 (G30.-+)	16,426	4,219	24,193	12,046,249	9,738,680
87	U66	심 허 증 ( 心 虛 證 )	16,217	72,002	100,742	2,158,973	1,631,045
88	S60	손 목 및 손 의 표 재 성 손 상	15,707	53,379	55,677	1,522,097	1,147,495
89	U62	기 혈 음 양 병 증 ( 氣 血 陰 陽 病 證 )	15,213	51,963	73,658	2,390,761	1,843,535
90	H81	전 정 기 능 의 장 애	14,992	85,060	103,675	2,758,396	2,062,033
91	G81	편 마 비	14,916	72,258	84,343	13,586,007	10,799,792
92	R57	달 리 분 류 되 지 않 은 쇼 크	14,276	119,829	122,158	2,724,769	2,231,305
93	U64	간 허 증 ( 肝 虛 證 )	13,532	59,557	64,305	1,646,546	1,243,058
94	U32	여성비뇨생식기 및 분만관련 질환	13,514	31,609	36,331	979,665	673,331
95	U79	장 부 겸 병 증 ( 臟 腑 兼 病 證 )	13,348	48,897	67,129	1,488,108	1,143,222
96	I69	뇌 혈 관 질 환 의 후 유 증	13,068	206,616	219,883	6,633,358	5,322,444
97	R68	기 타 전 신 증 상 및 징 후	12,332	44,048	48,867	1,090,320	899,982
98	R61	다 한 증	11,627	52,144	65,728	1,445,142	1,055,365
99	S50	아 래 팔 의 표 재 성 손 상	11,337	42,525	44,616	1,242,990	932,305
100	C50	유 방 의 악 성 신 생 물	11,140	195,624	222,047	14,628,390	12,238,600

Note : Based on the Treatment Month

제VI-7-1표

Table VI-7-1

## 질병소분류별 다빈도 상병 진료현황(한방 남자)

Benefits by Frequency of Disease(O.H&amp;C Male)

(단위 : 명, 일, 천원)

Unit : Person, Day, KRW 1,000

순위 Rank	상병 기호 I.C.D	상 병 명 Diseases	진료실인원수 Patients	입내원일수 Visits	요양급여일수 Reimbursed Days	진료비 Medical Expense	급여비 Benefit
1	M54	등 통 증	1,504,808	8,175,259	8,612,980	264,316,431	196,866,120
2	S33	요추 및 골반의 관절 및 인대의 탈구, 염좌 및 긴장	948,179	3,796,690	3,978,102	144,908,311	101,802,525
3	M79	달리 분류되지 않은 기타 연조직 장애	681,574	3,199,192	3,374,314	98,039,982	74,936,374
4	M62	기타 근육 장애	445,433	1,941,377	2,056,800	62,285,526	46,184,840
5	S13	목 부위의 관절 및 인대의 탈구, 염좌 및 긴장	355,069	1,168,926	1,248,887	47,675,177	32,227,040
6	S93	발목 및 발부위의 관절 및 인대의 탈구, 염좌 및 긴장	321,255	1,129,761	1,169,054	36,734,419	26,480,014
7	M25	달리 분류되지 않은 기타 관절 장애	273,890	1,407,297	1,491,169	43,198,638	33,362,658
8	S43	견갑대의 관절 및 인대의 탈구, 염좌 및 긴장	218,846	897,824	945,017	30,699,079	22,013,185
9	M75	어깨 병 변	198,541	991,876	1,038,423	30,396,881	22,699,677
10	K30	소화 불량	183,216	648,958	991,605	18,743,487	14,236,450
11	S63	손목 및 손부위의 관절 및 인대의 탈구, 염좌 및 긴장	169,550	567,321	588,770	17,866,071	12,867,285
12	S83	무릎의 관절 및 인대의 탈구, 염좌 및 긴장	125,685	552,084	573,328	19,295,796	14,087,213
13	M77	기타 골부 착부 병증	84,474	361,827	378,318	11,096,741	8,057,222
14	U30	근골격계 및 결합조직의 질환	84,159	300,801	322,845	8,840,205	6,679,276
15	J00	급성 비인두염 [ 감기 ]	68,900	172,503	461,965	4,448,107	3,349,579
16	S53	팔꿈치의 관절 및 인대의 탈구, 염좌 및 긴장	66,557	261,107	271,774	8,486,179	6,045,228
17	M17	무릎관절 증	65,494	412,609	433,973	14,541,702	11,411,634
18	M51	기타 추간판 장애	59,414	507,669	532,693	32,577,014	22,263,031
19	J30	혈관운동성 및 알레르기성 비염	55,546	235,702	366,346	6,452,053	4,732,633
20	S23	흉곽의 관절 및 인대의 탈구, 염좌 및 긴장	53,753	147,370	156,044	5,375,228	3,773,032
21	R10	복부 및 골반 통증	49,640	177,983	256,073	5,249,567	3,894,177
22	M48	기타 척추 병증	45,921	434,489	455,903	17,023,188	12,803,233
23	ZZ	한방 기 타	41,805	208,010	255,435	6,084,662	4,787,972
24	G51	안면신경 장애	37,845	635,978	678,681	19,923,805	14,631,390
25	M50	경추간판 장애	33,796	232,237	247,112	12,614,452	8,489,742
26	U23	신경계통의 질환	33,217	328,274	355,342	9,820,562	7,934,056
27	J31	만성 비염, 비인두염 및 인두염	33,166	142,598	309,471	3,905,659	2,837,371
28	R51	두통	30,031	126,649	148,347	3,666,573	2,809,453
29	M72	섬유모세포 장애	28,434	135,111	142,791	3,965,890	2,951,152
30	S80	아래다리의 표재성 손상	22,404	77,891	81,150	2,370,986	1,780,094
31	R42	현기 및 어지러움	22,361	121,907	150,381	3,505,172	2,761,507
32	H93	달리 분류되지 않은 귀의 기타 장애	22,135	199,771	222,034	5,563,437	4,168,682
33	G44	기타 두통 증후군	21,880	92,043	104,011	2,774,751	2,092,359
34	G43	편두통	21,847	94,375	106,816	2,650,498	2,024,146
35	M53	달리 분류되지 않은 기타 등 병증	21,803	95,183	101,454	3,207,012	2,303,375
36	G47	수면 장애	20,172	125,858	152,787	3,375,607	2,618,288
37	R05	기침	19,082	49,092	118,684	1,264,661	957,420
38	S73	둔부의 관절 및 인대의 탈구, 염좌 및 긴장	18,184	76,777	79,693	2,888,146	2,056,256
39	R20	피부 감각의 장애	17,228	93,263	98,339	2,527,310	2,015,760
40	R25	이상 불수의 운동	16,154	98,767	105,863	2,543,917	2,085,981
41	M24	기타 명시된 관절 이상	15,883	75,932	78,633	2,610,998	1,988,276
42	K59	기타 기능성 장 장애	15,435	64,284	97,602	1,688,878	1,322,806
43	U68	비병증 ( 脾病證 )	15,327	52,421	75,010	1,603,033	1,210,778
44	K29	위염 및 십이지장염	14,962	57,603	101,270	1,591,786	1,202,176
45	M47	척추 증	14,910	91,396	97,565	3,604,318	2,700,489
46	S46	어깨 및 위팔 부위의 근육 및 힘줄의 손상	14,783	72,607	75,986	2,996,392	2,158,916
47	M65	운할막염 및 힘줄운할막염	14,543	66,738	70,292	2,050,559	1,521,627
48	S30	복부, 아래등 및 골반의 표재성 손상	13,924	52,359	54,709	1,561,169	1,206,051
49	S86	아래다리 부위의 근육 및 힘줄의 손상	13,829	53,908	55,720	2,094,349	1,512,032
50	M19	기타 관절 증	12,745	66,207	71,736	2,267,455	1,754,750

주 : 진료일 기준



제VI-7-2표

Table VI-7-2

## 질병소분류별 다빈도 상병 진료현황(한방 여자)

Benefits by Frequency of Disease(O.H&amp;C Female)

(단위 : 명, 일, 천원)

Unit : Person, Day, KRW 1,000

순위 Rank	상병 기호 I.C.D	상 병 명 Diseases	진료실인원수 Patients	입내원일수 Visits	요양급여일수 Reimbursed Days	진료비 Medical Expense	급여비 Benefit
1	M54	등 통 증	2,106,159	13,560,181	14,379,538	423,972,640	325,741,453
2	M79	달리 분류되지 않은 기타 연조직 장애	1,091,102	5,764,306	6,117,481	175,213,678	136,324,575
3	S33	요추 및 골반의 관절 및 인대의 탈구, 염좌 및 긴장	892,220	4,323,386	4,563,965	166,165,103	118,959,483
4	M62	기 타 근 육 장애	676,911	3,263,829	3,488,593	101,560,307	76,484,767
5	M25	달리 분류되지 않은 기타 관절 장애	520,258	3,038,303	3,240,666	92,929,675	73,106,084
6	K30	소 화 불 량	485,369	2,014,730	2,834,405	57,293,699	43,742,943
7	S13	목 부위의 관절 및 인대의 탈구, 염좌 및 긴장	451,137	1,678,189	1,807,059	66,810,147	45,511,933
8	S93	발목 및 발부위의 관절 및 인대의 탈구, 염좌 및 긴장	438,146	1,800,894	1,874,220	56,996,606	41,752,453
9	M75	어 깨 병 변	314,291	1,665,871	1,753,240	51,618,105	39,176,595
10	S43	견갑대의 관절 및 인대의 탈구, 염좌 및 긴장	251,152	1,172,250	1,241,984	38,908,614	28,371,267
11	S63	손목 및 손부위의 관절 및 인대의 탈구, 염좌 및 긴장	220,802	846,482	886,503	26,004,899	18,960,247
12	M17	무 름 관 절 증	188,560	1,422,132	1,499,721	57,766,132	45,268,990
13	S83	무릎의 관절 및 인대의 탈구, 염좌 및 긴장	176,675	957,548	1,001,751	31,907,230	23,892,276
14	U30	근 골 격 계 및 결합 조직의 질환	130,104	517,171	558,472	14,789,866	11,373,719
15	R10	복 부 및 골 반 통 증	117,264	464,095	656,306	13,830,169	10,334,583
16	J00	급 성 비 인 두 염 [ 감 기 ]	109,744	281,358	768,796	7,230,738	5,413,314
17	M48	기 타 척 추 병 증	94,178	834,596	880,635	34,844,932	26,573,621
18	R51	두 통 증	93,412	408,131	469,818	11,330,119	8,795,088
19	M77	기 타 골 부 착 부 병 증	91,400	431,577	451,804	12,993,585	9,544,695
20	M51	기 타 추 간 판 장애	77,965	759,390	799,581	50,998,107	35,783,545
21	G43	편 두 통	69,448	314,798	353,987	8,690,422	6,722,589
22	ZZ	한 방 기 타	67,905	315,382	387,703	9,249,768	7,310,329
23	G44	기 타 두 통 증 후 군	65,138	295,760	331,466	8,607,886	6,615,808
24	S53	팔꿈치의 관절 및 인대의 탈구, 염좌 및 긴장	57,983	256,069	268,806	8,172,895	5,859,375
25	R42	현 기 및 어 지 러 움	57,956	297,510	359,365	8,609,600	6,684,137
26	G47	수 면 장애	57,095	410,384	471,767	10,231,764	8,021,201
27	G51	안 면 신 경 장애	55,011	736,321	792,936	23,360,671	17,480,953
28	U23	신 경 계 통 의 질환	50,459	356,290	380,759	11,290,000	9,180,838
29	S23	흉곽의 관절 및 인대의 탈구, 염좌 및 긴장	48,586	162,898	175,354	5,674,310	4,140,474
30	J30	혈관 운동성 및 알레르기성 비염	45,044	190,253	299,597	5,150,251	3,785,623
31	M72	섬 유 모 세 포 장애	42,179	222,470	234,725	6,439,617	4,807,394
32	K29	위 염 및 십이지장염	41,775	171,182	281,950	4,751,983	3,595,913
33	M50	경 추 간 판 장애	40,845	289,782	311,742	16,809,690	11,579,150
34	S80	아 래 다 리 의 표 재 성 손상	40,434	179,521	187,184	5,198,632	4,058,684
35	M53	달리 분류되지 않은 기타 등 병증	36,224	168,142	180,019	5,582,826	4,074,330
36	R05	기 침	35,520	101,977	218,720	2,597,895	1,969,142
37	R25	이 상 불 수 의 운동	33,687	214,379	230,240	5,430,883	4,461,676
38	U68	비 병 증 ( 脾 病 證 )	32,646	121,940	157,720	3,680,732	2,784,447
39	R20	피 부 감 각 의 장애	32,563	170,517	181,208	4,549,543	3,644,450
40	N94	여성 생식기관 및 월경주기와 관련된 통증 및 기타 병태	32,250	126,331	343,516	5,041,312	3,219,285
41	H93	달리 분류되지 않은 귀의 기타 장애	31,953	273,800	301,036	7,364,807	5,566,865
42	K59	기 타 기능성 장 장애	30,436	130,225	182,205	3,369,779	2,597,984
43	J31	만성 비염, 비인두염 및 인두염	27,162	122,802	235,916	3,264,526	2,391,168
44	M24	기 타 명 시 된 관절 이상	27,021	142,501	148,067	4,828,969	3,741,344
45	M65	운동 마비 및 힘줄 운동 마비	26,625	132,569	141,181	4,105,484	3,023,923
46	M19	기 타 관절 증	26,222	155,270	163,432	6,078,652	4,697,091
47	U28	소 화 계 통 의 질환	25,587	81,651	109,998	2,231,295	1,709,832
48	U67	심 실 증 ( 心 實 證 )	23,758	112,488	141,790	3,151,630	2,407,557
49	M47	척 추 증	23,268	157,242	168,148	6,283,712	4,822,430
50	M13	기 타 관절 염	22,356	132,834	147,020	4,773,161	3,734,696

Note : Based on the Treatment Month

제VI-8표  
Table VI-8

질병소분류별 입원 다빈도  
Inpatient Benefits by Frequency

순위 Rank	상병 기호 I.C.D	상 병 명 Diseases	진료실인원수 Patients	입내원일수 Visits	요양급여일수 Reimbursed Days	진료비 Medical Expense	급여비 Benefit
1	M54	등 통 증	45,029	379,049	400,146	54,919,253	40,457,901
2	S33	요추 및 골반의 관절 및 인대의 탈구, 염좌 및 긴장	30,910	437,893	446,238	49,532,673	35,525,049
3	M79	달리 분류되지 않은 기타 연조직 장애	24,481	47,500	57,736	18,967,197	14,959,222
4	M17	무릎 관절 증	19,685	212,793	230,690	31,028,276	23,175,555
5	M51	기 타 추 간 판 장 애	18,893	412,540	419,917	48,498,910	34,599,581
6	F00	알츠하이머병에서의 치매 (G30.-+)	15,966	978	20,509	11,961,034	9,670,289
7	M25	달리 분류되지 않은 기타 관절 장애	15,122	67,013	75,841	15,422,712	11,791,546
8	G81	편 마 비	11,934	15,612	20,285	12,038,685	9,656,724
9	I63	뇌 경 색 증	11,118	59,805	66,773	14,733,331	11,345,078
10	M48	기 타 척 추 병 증	9,297	126,106	133,429	16,972,093	12,446,617
11	C50	유 방 의 악 성 신 생 물	6,848	128,992	143,835	12,549,275	10,286,151
12	M62	기 타 근 육 장 애	5,523	8,666	9,925	3,915,018	3,087,745
13	S72	대 퇴 골 의 골 절 변	5,423	33,959	36,491	6,891,916	5,245,628
14	M75	어 깨 병	5,360	62,709	68,115	8,338,132	6,095,045
15	S13	목 부위의 관절 및 인대의 탈구, 염좌 및 긴장	5,303	58,004	59,811	6,919,619	4,953,184
16	M50	경 추 간 판 장 애	4,944	91,955	93,993	11,125,151	7,970,655
17	S32	요 추 및 골 반 의 골 절	4,825	70,684	73,937	9,407,065	6,970,664
18	G20	파 킨 스 병	4,715	9,139	12,673	4,520,999	3,901,509
19	S22	늑 골 , 흉 골 및 흉 추 의 골 절	4,477	70,752	72,161	8,520,814	6,218,708
20	S83	무릎의 관절 및 인대의 탈구, 염좌 및 긴장	4,461	70,275	71,532	8,188,406	5,924,952
21	U23	신 경 계 통 의 질 환	4,248	3,007	9,517	3,410,878	2,735,184
22	K30	소 화 불 량	3,465	11,111	18,839	1,695,921	1,291,741
23	G51	안 면 신 경 장 애	3,232	46,263	47,479	6,220,772	4,589,635
24	S93	발목 및 발부위의 관절 및 인대의 탈구, 염좌 및 긴장	3,179	43,816	44,849	5,143,471	3,745,459
25	I61	뇌 내 출 혈	3,030	17,251	18,822	4,874,911	3,764,002
26	S82	발목을 포함한 아래 다리의 골절	3,004	63,997	65,802	7,734,276	5,659,744
27	G82	하 반 신 마 비 및 사 지 마 비	2,886	6,649	7,436	3,487,454	2,811,167
28	ZZ	한 방 기 타	2,569	5,954	6,542	2,131,091	1,682,200
29	C34	기관지 및 폐의 악성 신생물	2,484	30,193	33,194	3,342,847	2,755,389
30	S43	견갑대의 관절 및 인대의 탈구, 염좌 및 긴장	2,470	29,375	29,950	3,409,269	2,475,643
31	I10	본태성 ( 일 차 성 ) 고 혈 압	2,370	680	1,850	1,631,290	1,302,441
32	M47	척 추 증	2,225	26,451	28,794	3,550,651	2,603,792
33	M19	기 타 관절 증	2,092	18,768	20,212	2,977,891	2,210,155
34	S92	발목을 제외한 발의 골절	2,070	40,856	41,585	4,737,688	3,435,004
35	C16	위 의 악 성 신 생 물	1,983	24,481	26,260	2,818,862	2,309,693
36	F03	상 세 불 명 의 치 매	1,952	736	1,405	1,361,876	1,093,762
37	M13	기 타 관절 염	1,942	9,927	10,795	1,895,689	1,443,803
38	C73	갑상선의 악성 신생물	1,823	24,151	27,196	2,663,120	2,096,925
39	S06	두 개 내 손 상	1,782	10,652	11,274	2,169,627	1,653,455
40	J00	급 성 비 인 두 염 [ 감 기 ]	1,745	3,484	9,239	78,977	62,163
41	R51	두 통	1,680	5,766	7,744	808,478	620,951
42	N18	만 성 신 장 질 환	1,663	490	587	1,138,959	991,410
43	M23	무릎의 내부 이상	1,660	33,155	33,916	4,043,101	2,926,554
44	R10	복 부 및 골 반 통 증	1,637	14,610	17,407	1,645,059	1,209,915
45	I69	뇌 혈 관 질 환 의 후 유 증	1,610	6,985	10,136	1,659,079	1,258,762
46	M43	기 타 변 형 성 등 병 증	1,429	21,753	22,160	2,603,591	1,897,065
47	C18	결장 의 악 성 신 생 물	1,357	18,104	19,955	2,154,455	1,801,919
48	U62	기혈음양병증 (氣血陰陽病證)	1,351	678	766	984,645	790,231
49	R42	현 기 및 어 지 러 움	1,292	6,469	8,190	1,261,153	963,449
50	M24	기 타 명 시 된 관절 이상	1,250	7,823	8,393	1,688,241	1,280,462

주 : 진료일 기준

# 상병 진료현황(한방 계)

## of Disease(O.H&C Total)

(단위 : 명, 일, 천원)  
Unit : Person, Day, KRW 1,000

순위 Rank	상병 기호 I.C.D	상 병 명 Diseases	진료실인원수 Patients	입내원일수 Visits	요양급여일수 Reimbursed Days	진료비 Medical Expense	급여비 Benefit
51	C25	체 장 이 자 의 악 성 신 생 물	1,086	19,017	20,400	1,904,260	1,587,137
52	S46	어깨 및 위팔 부위의 근육 및 힘줄의 손상	1,051	19,830	20,228	2,394,436	1,734,113
53	C56	난 소 의 악 성 신 생 물	1,037	17,219	19,237	1,644,390	1,376,256
54	S52	아 래 팔 의 골 절	999	16,009	16,388	1,928,017	1,404,134
55	C22	간 및 간내 담 관 의 악 성 신 생 물	988	11,300	12,163	1,332,416	1,107,103
56	S42	어 깨 및 위 팔 의 골 절	949	14,036	14,408	1,772,655	1,301,604
57	U71	신 병 증 ( 腎 病 證 )	911	23	78	595,900	485,295
58	G47	수 면 장 애	872	3,418	4,948	499,468	380,768
59	I67	기 타 뇌 혈 관 질 환	861	15,626	17,079	2,027,201	1,489,088
60	S73	둔부의 관절 및 인대의 탈구, 염좌 및 긴장	855	11,545	11,776	1,319,195	958,277
61	U60	기 병 증 ( 氣 病 證 )	849	492	608	417,337	334,565
62	E11	인 술 린 - 비 의 존 당 뇨 병	840	1,968	2,431	665,539	513,130
63	U68	비 병 증 ( 脾 病 證 )	805	224	371	486,917	391,249
64	K59	기 타 기 능 성 장 애	771	2,015	3,375	288,512	222,458
65	D25	자 궁 의 평 활 근 중	764	8,046	9,117	946,436	666,066
66	G30	알 츠 하 이 머 병	742	679	1,068	675,900	544,166
67	C20	직 장 의 악 성 신 생 물	695	9,489	10,600	1,068,180	869,229
68	M15	다 발 관 절 증	685	1,589	1,625	461,318	356,141
69	U30	근 골 격 계 및 결 합 조 직 의 질 환	675	195	750	432,259	349,625
70	I60	지 주 막 하 출 혈	636	4,146	4,261	1,114,983	846,039
71	C61	전 립 샘 의 악 성 신 생 물	604	5,059	5,302	678,305	561,253
72	J18	상 세 불 명 병 원 체 의 폐 렴	594	592	632	348,932	277,619
73	S23	흉곽의 관절 및 인대의 탈구, 염좌 및 긴장	593	6,615	6,744	778,749	569,103
74	C54	자 궁 체 부 의 악 성 신 생 물	531	8,375	9,613	867,731	717,414
75	C53	자 궁 경 부 의 악 성 신 생 물	529	9,671	10,785	1,006,754	827,014
76	U78	장 부 겸 병 증 ( 臟 腑 兼 病 證 )	520	279	325	338,411	271,131
77	M16	고 관 절 증	519	7,828	8,154	1,047,737	761,539
78	M77	기 타 골 부 착 부 병 증	510	6,329	6,512	781,103	570,028
79	S63	손목 및 손부위의 관절 및 인대의 탈구, 염좌 및 긴장	499	4,909	5,087	606,390	442,518
80	I50	심 부 전	493	407	417	370,463	293,977
81	M99	달 리 분 류 되 지 않 은 생 물 역 학 적 병 변	457	6,681	6,797	834,618	604,646
82	M20	손 가 락 및 발 가 락 의 후 천 변 형	455	10,295	10,469	1,212,934	880,493
83	G44	기 타 두 통 증 후 군	454	2,228	2,542	387,997	287,556
84	F01	혈 관 성 치 매	450	117	451	366,703	295,611
85	M53	달 리 분 류 되 지 않 은 기 타 등 병 증	443	3,756	3,991	494,654	363,594
86	D05	유 방 의 제 자 리 암 중	431	5,776	6,334	620,939	502,849
87	G43	편 두 통	415	1,466	1,933	293,428	221,528
88	K29	위 염 및 십 이 지 장 염	413	1,431	1,781	281,724	212,406
89	S86	아래다리 부위의 근육 및 힘줄의 손상	410	7,107	7,231	821,310	591,298
90	C24	기타 및 담도의 상세불명 부분의 악성 신생물	402	5,007	5,147	549,169	466,428
91	S62	손 목 및 손 부 위 의 골 절	393	6,302	6,401	745,730	539,709
92	S80	아 래 다 리 의 표 재 성 손 상	393	4,281	4,436	493,117	363,926
93	C71	뇌 의 악 성 신 생 물	391	4,481	4,926	571,666	480,797
94	B02	대 상 포 진	383	4,181	4,359	522,533	380,804
95	U67	심 실 증 ( 心 實 證 )	356	147	192	230,139	187,061
96	H81	전 정 기 능 의 장 애	354	3,629	4,075	493,799	354,530
97	I20	협 심 증	344	3,811	3,958	595,003	433,234
98	C64	신우를 제외한 신장의 악성 신생물	341	3,406	3,696	416,300	342,860
99	R20	피 부 감 각 의 장 애	327	479	540	184,032	144,885
100	M65	운 활 막 염 및 힘 줄 운 활 막 염	319	4,510	4,579	543,757	390,802

Note : Based on the Treatment Month

제VI-8-1표

## 질병소분류별 입원 다빈도 상병 진료현황(한방 남자)

Table VI-8-1

## Inpatient Benefits by Frequency of Disease(O.H&amp;C Male)

(단위 : 명, 일, 천원)

Unit : Person, Day, KRW 1,000

순위 Rank	상병 기호 I.C.D	상 병 명 Diseases	진료실인원수 Patients	입내원일수 Visits	요양급여일수 Reimbursed Days	진료비 Medical Expense	급여비 Benefit
1	M54	등 통 증	13,266	119,922	125,460	16,541,262	12,095,505
2	S33	요추 및 골반의 관절 및 인대의 탈구, 염좌 및 긴장	11,971	163,971	166,806	18,541,089	13,231,376
3	M51	기 타 추 간 판 장 애	6,853	139,593	141,958	16,656,947	11,826,469
4	M79	달리 분류되지 않은 기타 연조직 장애	6,791	14,289	15,899	5,057,062	3,988,193
5	G81	편 마 비	5,483	8,470	10,592	5,496,990	4,399,539
6	I63	뇌 경 색 증	5,081	30,998	33,007	6,863,754	5,248,688
7	F00	알츠하이머병에서의 치매(G30.-+)	4,140	164	4,116	2,652,364	2,152,409
8	M25	달리 분류되지 않은 기타 관절장애	3,765	16,894	18,166	3,602,116	2,734,986
9	M17	무릎 관절 증	3,270	30,679	32,781	4,617,043	3,438,508
10	M48	기 타 척 추 병 증	2,423	33,254	34,175	4,409,395	3,213,674
11	S13	목 부위의 관절 및 인대의 탈구, 염좌 및 긴장	2,247	23,844	24,511	2,788,003	1,997,211
12	M50	경 추 간 판 장 애	1,893	32,268	32,903	3,921,579	2,801,373
13	M62	기 타 근 육 장 애	1,794	3,238	3,561	1,318,056	1,034,638
14	S83	무릎의 관절 및 인대의 탈구, 염좌 및 긴장	1,760	26,538	26,880	3,089,261	2,223,467
15	U23	신 경 계 통 의 질 환	1,635	1,560	2,294	1,277,501	1,020,668
16	M75	어 깨 병 변	1,593	19,722	20,773	2,520,550	1,823,519
17	G20	파 킨 슨 병	1,584	3,508	3,792	1,359,313	1,174,228
18	I61	뇌 내 출 혈	1,506	9,130	9,850	2,429,120	1,866,152
19	S22	늑 골, 흉 골 및 흉 추 의 골 절	1,476	23,613	23,997	2,757,978	2,002,726
20	G82	하 반 신 마 비 및 사 지 마 비	1,428	2,824	3,196	1,577,164	1,281,453
21	G51	안 면 신 경 장 애	1,353	18,331	18,658	2,477,167	1,827,405
22	C34	기관지 및 폐의 악성 신 생물	1,181	12,628	13,354	1,435,203	1,171,095
23	S93	발목 및 발부위의 관절 및 인대의 탈구, 염좌 및 긴장	1,175	15,530	15,872	1,817,988	1,327,013
24	S72	대퇴골의 골 절	1,133	9,840	10,380	1,585,859	1,184,138
25	S32	요 추 및 골 반 의 골 절	1,021	16,521	16,773	2,126,513	1,566,667
26	S06	두 개 내 손 상	995	5,049	5,155	1,221,885	941,557
27	S43	견갑대의 관절 및 인대의 탈구, 염좌 및 긴장	987	11,669	11,878	1,344,598	976,465
28	I61	한 방 기 타	955	2,913	3,079	845,873	665,229
29	S82	발목을 포함한 아래 다리의 골 절	915	21,084	21,303	2,487,145	1,818,846
30	C16	위 의 악 성 신 생 물	914	10,677	11,176	1,224,697	999,384
31	K30	소 화 불 량	900	1,871	3,833	289,469	222,384
32	I69	뇌 혈 관 질 환 의 후 유 증	728	4,125	4,491	839,534	629,437
33	N18	만 성 신 장 질 환	723	265	272	472,603	413,673
34	S92	발목을 제외한 발의 골 절	710	13,949	14,165	1,587,606	1,154,469
35	I10	본 태 성 ( 일 차 성 ) 고 혈 압	688	297	367	448,899	358,735
36	J00	급 성 비 인 두 염 [ 감 기 ]	670	1,495	3,457	19,568	15,286
37	M47	척 추 증	668	8,896	9,106	1,174,952	851,231
38	C22	간 및 간내 담관의 악성 신 생물	624	7,156	7,611	845,227	699,601
39	C61	전립샘의 악성 신 생물	604	5,059	5,302	678,305	561,253
40	F03	상 세 불 명 의 치 매	597	185	261	407,140	328,008
41	C18	결장 의 악 성 신 생 물	516	6,572	7,032	753,767	624,142
42	R51	두 통	478	1,709	2,166	215,694	165,881
43	M23	무릎 의 내 부 이 상	460	8,692	8,825	1,033,686	745,104
44	U62	기혈음양병증(氣血陰陽病證)	455	165	191	278,282	225,506
45	C25	췌장 이 자 의 악 성 신 생 물	450	7,017	7,554	702,497	580,234
46	S46	어깨 및 위팔 부위의 근육 및 힘줄의 손상	445	8,580	8,712	1,006,148	721,227
47	M13	기 타 관 절 염	426	1,840	1,918	345,381	264,111
48	M19	기 타 관 절 증	423	3,739	3,783	570,258	422,137
49	M24	기 타 명 시 된 관 절 이 상	403	2,853	3,212	549,887	413,119
50	R10	복 부 및 골 반 통 증	381	2,787	3,433	322,408	235,350

주 : 진료일 기준

제VI-8-2표

Table VI-8-2

## 질병소분류별 입원 다빈도 상병 진료현황(한방 여자)

Inpatient Benefits by Frequency of Disease(O.H&amp;C Female)

(단위 : 명, 일, 천원)

Unit : Person, Day, KRW 1,000

순위 Rank	상병 기호 I.C.D	상 병 명 Diseases	진료실인원수 Patients	입내원일수 Visits	요양급여일수 Reimbursed Days	진료비 Medical Expense	급여비 Benefit
1	M54	등 통 증	31,763	259,127	274,686	38,377,990	28,362,396
2	S33	요추 및 골반의 관절 및 인대의 탈구, 염좌 및 긴장	18,939	273,922	279,432	30,991,584	22,293,673
3	M79	달리 분류되지 않은 기타 연조직 장애	17,690	33,211	41,837	13,910,135	10,971,029
4	M17	무릎 관절 증	16,415	182,114	197,909	26,411,234	19,737,047
5	M51	기 타 추 간 판 장 애	12,040	272,947	277,959	31,841,963	22,773,112
6	F00	알츠하이머병에서의 치매 (G30.-+)	11,826	814	16,393	9,308,670	7,517,879
7	M25	달리 분류되지 않은 기타 관절 장애	11,357	50,119	57,675	11,820,596	9,056,560
8	M48	기 타 척 추 병 증	6,874	92,852	99,254	12,562,698	9,232,943
9	C50	유 방 의 악 성 신 생 물	6,840	128,791	143,634	12,525,170	10,267,857
10	G81	편 마 비	6,451	7,142	9,693	6,541,695	5,257,185
11	I63	뇌 경 색 증	6,037	28,807	33,766	7,869,577	6,096,390
12	S72	대 퇴 골 의 골 절	4,290	24,119	26,111	5,306,056	4,061,489
13	S32	요 추 및 골 반 의 골 절	3,804	54,163	57,164	7,280,552	5,403,996
14	M75	어 깨 병 변	3,767	42,987	47,342	5,817,581	4,271,526
15	M62	기 타 근 육 장 애	3,729	5,428	6,364	2,596,962	2,053,107
16	G20	파 킨 스 병	3,131	5,631	8,881	3,161,686	2,727,281
17	S13	목 부위의 관절 및 인대의 탈구, 염좌 및 긴장	3,056	34,160	35,300	4,131,616	2,955,973
18	M50	경 추 간 판 장 애	3,051	59,687	61,090	7,203,572	5,169,282
19	S22	늑 골 , 흉 골 및 흉 추 의 골 절	3,001	47,139	48,164	5,762,837	4,215,982
20	S83	무릎의 관절 및 인대의 탈구, 염좌 및 긴장	2,701	43,737	44,652	5,099,145	3,701,485
21	U23	신 경 계 통 의 질 환	2,613	1,447	7,223	2,133,377	1,714,516
22	K30	소 화 불 량	2,565	9,240	15,006	1,406,452	1,069,357
23	S82	발 목 을 포 함 한 아 래 다 리 의 골 절	2,089	42,913	44,499	5,247,131	3,840,898
24	S93	발목 및 발부위의 관절 및 인대의 탈구, 염좌 및 긴장	2,004	28,286	28,977	3,325,483	2,418,446
25	G51	안 면 신 경 장 애	1,879	27,932	28,821	3,743,605	2,762,230
26	I10	분 태 성 ( 일 차 성 ) 고 혈 압	1,682	383	1,483	1,182,391	943,706
27	M19	기 타 관 절 증	1,669	15,029	16,429	2,407,632	1,788,018
28	ZZ	한 방 기 타	1,614	3,041	3,463	1,285,218	1,016,971
29	C73	갑 상 샘 의 악 성 신 생 물	1,561	20,394	23,204	2,251,964	1,777,720
30	M47	척 추 증	1,557	17,555	19,688	2,375,699	1,752,561
31	I61	뇌 내 출 혈	1,524	8,121	8,972	2,445,791	1,897,851
32	M13	기 타 관 절 염	1,516	8,087	8,877	1,550,308	1,179,692
33	S43	견갑대의 관절 및 인대의 탈구, 염좌 및 긴장	1,483	17,706	18,072	2,064,671	1,499,178
34	G82	하 반 신 마 비 및 사 지 마 비	1,458	3,825	4,240	1,910,290	1,529,714
35	S92	발 목 을 제 외 한 발 의 골 절	1,360	26,907	27,420	3,150,082	2,280,535
36	F03	상 세 불 명 의 치 매	1,355	551	1,144	954,736	765,754
37	C34	기 관 지 및 폐 의 악 성 신 생 물	1,303	17,565	19,840	1,907,644	1,584,294
38	R10	복 부 및 골 반 통 증	1,256	11,823	13,974	1,322,652	974,565
39	R51	두 통	1,202	4,057	5,578	592,783	455,070
40	M23	무 릎 의 내 부 이 상	1,200	24,463	25,091	3,009,415	2,181,450
41	M43	기 타 변 형 성 등 병 증	1,127	17,618	17,974	2,104,434	1,538,832
42	J00	급 성 비 인 두 염 [ 감 기 ]	1,075	1,989	5,782	59,409	46,877
43	C16	위 의 악 성 신 생 물	1,069	13,804	15,084	1,594,165	1,310,309
44	C56	난 소 의 악 성 신 생 물	1,037	17,219	19,237	1,644,390	1,376,256
45	R42	현 기 및 어 지 러 움	954	4,968	6,029	946,044	722,104
46	N18	만 성 신 장 질 환	940	225	315	666,356	577,737
47	U62	기 혈 음 양 병 증 ( 氣 血 陰 陽 病 證 )	896	513	575	706,363	564,725
48	I69	뇌 혈 관 질 환 의 후 유 증	882	2,860	5,645	819,545	629,324
49	M24	기 타 명 시 된 관 절 이 상	847	4,970	5,181	1,138,354	867,343
50	C18	결 장 의 악 성 신 생 물	841	11,532	12,923	1,400,689	1,177,776

Note : Based on the Treatment Month

제VI-9표  
Table VI-9

질병소분류별 외래 다빈도  
Outpatient Benefits by Frequency

순위 Rank	상병 기호 I.C.D	상 병 명 Diseases	진료실인원수 Patients	입내원일수 Visits	요양급여일수 Reimbursed Days	진료비 Medical Expense	급여비 Benefit
1	M54	등 통 증	3,574,473	21,356,391	22,592,372	633,369,818	482,149,672
2	S33	요추 및 골반의 관절 및 인대의 탈구, 염좌 및 긴장	1,815,311	7,682,183	8,095,829	261,540,742	185,236,958
3	M79	달리 분류되지 않은 기타 연조직 장애	1,749,280	8,915,998	9,434,059	254,286,463	196,301,727
4	M62	기 타 근 육 장 애	1,117,047	5,196,540	5,535,468	159,930,815	119,581,862
5	S13	목 부위의 관절 및 인대의 탈구, 염좌 및 긴장	802,016	2,789,111	2,996,135	107,565,706	72,785,790
6	M25	달리 분류되지 않은 기타 관절 장애	779,835	4,378,587	4,655,994	120,705,601	94,677,195
7	S93	발목 및 발부위의 관절 및 인대의 탈구, 염좌 및 긴장	756,955	2,886,839	2,998,425	88,587,554	64,487,008
8	K30	소 화 불 량	665,591	2,652,577	3,807,171	74,341,265	56,687,652
9	M75	어 깨 병 변	508,161	2,595,038	2,723,548	73,676,854	55,781,227
10	S43	견갑대의 관절 및 인대의 탈구, 염좌 및 긴장	467,921	2,040,699	2,157,051	66,198,424	47,908,809
11	S63	손목 및 손부위의 관절 및 인대의 탈구, 염좌 및 긴장	389,950	1,408,894	1,470,186	43,264,580	31,385,014
12	S83	무릎의 관절 및 인대의 탈구, 염좌 및 긴장	298,657	1,439,357	1,503,547	43,014,621	32,054,536
13	M17	무 료 관 절 증	235,730	1,621,948	1,703,004	41,279,557	33,505,069
14	U30	근 골 격 계 및 결 합 조 직 의 질 환	213,594	817,777	880,567	23,197,812	17,703,370
15	J00	급 성 비 인 두 염 [ 감 기 ]	176,973	450,377	1,221,522	11,599,869	8,700,730
16	M77	기 타 골 부 착 부 병 증	175,432	787,075	823,610	23,309,223	17,031,888
17	R10	복 부 및 골 반 통 증	166,037	627,468	894,972	17,434,677	13,018,844
18	M48	기 타 척 추 병 증	132,349	1,142,979	1,203,109	34,896,027	26,930,237
19	S53	팔꿈치의 관절 및 인대의 탈구, 염좌 및 긴장	124,320	513,835	537,174	16,273,887	11,623,038
20	M51	기 타 추 간 판 장 애	122,331	854,519	912,357	35,076,211	23,446,996
21	R51	두 통	121,846	529,014	610,421	14,188,214	10,983,590
22	ZZ	한 방 기 타	107,232	517,438	636,596	13,203,339	10,416,101
23	S23	흉곽의 관절 및 인대의 탈구, 염좌 및 긴장	101,830	303,653	324,654	10,270,789	7,344,403
24	J30	혈 관 운 동 성 및 알 레 르 기 성 비 염	100,512	425,704	665,329	11,575,524	8,497,993
25	G51	안 면 신 경 장 애	92,274	1,326,036	1,424,138	37,063,703	27,522,708
26	G43	편 두 통	90,906	407,707	458,870	11,047,491	8,525,206
27	G44	기 타 두 통 증 후 군	86,632	385,575	432,935	10,994,640	8,420,611
28	U23	신 경 계 통 의 질 환	79,513	681,557	726,584	17,699,684	14,379,710
29	R42	현 기 및 어 지 러 움	79,190	412,948	501,556	10,853,619	8,482,195
30	G47	수 면 장 애	76,497	532,824	619,606	13,107,903	10,258,721
31	M50	경 추 간 판 장 애	70,815	430,064	464,861	18,298,991	12,098,236
32	M72	섬 유 모 세 포 장 애	70,444	355,724	375,601	10,163,333	7,580,393
33	S80	아 래 다 리 의 표 재 성 손 상	62,498	253,131	263,898	7,076,501	5,474,852
34	J31	만 성 비 염 , 비 인 두 염 및 인 두 염	60,243	265,061	544,668	7,135,443	5,202,716
35	M53	달리 분류되지 않은 기타 등 병 증	57,618	259,569	277,482	8,295,185	6,014,111
36	K29	위 염 및 십 이 지 장 염	56,345	227,354	381,439	6,062,044	4,585,683
37	R05	기 침	54,335	150,564	335,630	3,819,152	2,893,851
38	H93	달리 분류되지 않은 귀의 기타 장애	53,957	471,429	520,756	12,662,073	9,541,014
39	R25	이 상 불 수 의 운 동	49,579	312,460	335,368	7,713,723	6,341,668
40	R20	피 부 감 각 의 장 애	49,477	263,301	279,007	6,892,821	5,515,325
41	U68	비 병 증 ( 脾 病 證 )	47,175	174,137	232,359	4,796,849	3,603,976
42	K59	기 타 기 능 성 장 장 애	45,122	192,494	276,432	4,770,145	3,698,333
43	M24	기 타 명 시 된 관 절 이 상	41,685	210,610	218,307	5,751,725	4,449,158
44	M65	운 활 막 염 및 힘 줄 운 활 막 염	40,876	194,797	206,894	5,612,285	4,154,748
45	S73	둔부의 관절 및 인대의 탈구, 염좌 및 긴장	38,113	168,142	175,672	5,583,421	4,002,409
46	M19	기 타 관 절 증	36,939	202,709	214,956	5,368,216	4,241,685
47	U28	소 화 계 통 의 질 환	36,372	112,892	153,053	3,085,682	2,363,625
48	M47	척 추 증	36,089	222,187	236,919	6,337,379	4,919,128
49	S30	복 부 , 아 래 등 및 골반의 표 재 성 손 상	34,774	144,239	151,114	3,961,689	3,130,840
50	U60	기 병 증 ( 氣 病 證 )	33,701	123,458	168,452	3,971,863	2,947,031

주 : 진료일 기준

# 상병 진료현황(한방 계)

of Disease(O.H&C Total)

(단위 : 명, 일, 천원)

Unit : Person, Day, KRW 1,000

순위 Rank	상병 기호 I.C.D	상 병 명 Diseases	진료실인원수 Patients	입내원일수 Visits	요양급여일수 Reimbursed Days	진료비 Medical Expense	급여비 Benefit
51	N94	여성 생식기관 및 월경주기와 관련된 통증 및 기타 병태	32,235	126,166	343,307	5,024,388	3,207,155
52	U67	심 실 증 ( 心 實 證 )	31,503	149,455	191,982	4,003,536	3,035,559
53	S46	어깨 및 위팔 부위의 근육 및 힘줄의 손상	31,046	146,421	153,843	4,469,340	3,268,045
54	M13	기 타 관 절 염	29,684	170,994	189,490	4,469,410	3,531,560
55	L30	기 타 피 부 염	28,102	203,382	240,387	5,135,425	3,714,377
56	G56	팔 의 단 일 신 경 병 증	26,906	128,581	135,399	3,642,514	2,740,166
57	U65	간 실 증 ( 肝 實 證 )	26,871	124,940	162,950	4,020,539	2,912,240
58	G57	하 지 의 단 일 신 경 병 증	26,726	165,187	171,858	4,279,035	3,434,755
59	M70	사용, 과용 및 압박과 관련된 연조직 장애	25,663	115,751	121,950	3,269,038	2,463,902
60	R07	목 구멍 및 가슴의 통증	25,179	117,409	135,617	3,128,679	2,404,598
61	R60	달 리 분 류 되 지 않 은 부 종	25,073	130,140	144,948	3,353,221	2,603,571
62	K07	치 아 얼 굴 이 상 [ 부 정 교 합 포 함 ]	24,952	131,552	139,493	4,385,869	3,016,501
63	F45	신 체 형 장 장애	22,909	98,064	131,549	2,626,003	1,982,140
64	S90	발 목 및 발의 표재성 손상	22,787	72,424	75,777	2,083,623	1,564,111
65	S70	둔 부 및 대퇴의 표재성 손상	22,355	94,227	98,175	2,610,517	2,039,978
66	S76	둔부 및 대퇴 부위의 근육 및 힘줄의 손상	22,092	89,057	92,952	2,673,586	1,974,977
67	S86	아래다리 부위의 근육 및 힘줄의 손상	21,389	80,188	83,148	2,461,344	1,795,088
68	S40	어깨 및 위팔의 표재성 손상	20,647	94,639	98,993	2,654,773	2,050,261
69	K21	위 - 식도 역류병	20,274	105,465	157,083	2,891,528	2,154,132
70	G24	근 긴 장 이 상	20,248	100,042	107,728	2,647,656	2,020,349
71	K92	소 화 계 통 의 기 타 질환	19,736	109,265	127,284	2,685,959	2,063,467
72	U22	정 신 및 행동 장애	18,707	99,184	126,883	4,111,424	2,944,687
73	L20	아 토 피 피 부 염	18,423	161,605	191,097	4,153,235	2,959,499
74	U78	장 부 겸 병 증 ( 臟 腑 兼 病 證 )	18,404	77,817	92,811	2,336,847	1,732,423
75	R00	심 장 박 동 이 상	18,104	80,064	94,246	2,105,959	1,586,456
76	J06	다발성 및 상세불명 부위의 급성 상기도 감염	17,675	42,480	107,296	1,101,699	826,196
77	L50	두 드 러 기	17,376	82,561	105,398	2,178,551	1,564,560
78	S96	발목 및 발 부위의 근육 및 힘줄의 손상	17,210	60,078	62,209	1,757,808	1,295,529
79	U71	신 병 증 ( 腎 病 證 )	17,126	87,699	94,934	2,249,186	1,748,904
80	L21	지 루 피 부 염	17,091	165,409	184,671	4,599,162	3,234,370
81	M99	달 리 분 류 되 지 않 은 생물역학적 병변	16,801	127,982	139,305	3,639,036	2,845,326
82	M23	무 름 의 내 부 이 상	16,602	90,891	95,134	2,487,420	1,942,859
83	M60	근 육 염	16,299	75,386	81,419	2,091,150	1,616,184
84	M76	발을 제외한 하지의 골부 착부 병증	16,245	64,194	67,205	1,894,022	1,391,582
85	U66	심 허 증 ( 心 虛 證 )	15,956	71,628	100,308	1,960,384	1,473,283
86	S60	손 목 및 손의 표재성 손상	15,682	53,105	55,390	1,491,668	1,125,811
87	H81	전 정 기능의 장애	14,730	81,431	99,600	2,264,596	1,707,504
88	R57	달 리 분 류 되 지 않 은 쇼크	14,216	119,756	122,070	2,674,199	2,191,050
89	U62	기혈음양병증 ( 氣 血 陰 陽 病 證 )	13,875	51,285	72,892	1,406,116	1,053,304
90	U32	여성 비뇨생식기 및 분만관련 질환	13,513	31,564	36,272	974,132	669,507
91	U64	간 허 증 ( 肝 虛 證 )	13,392	59,142	63,868	1,522,604	1,151,334
92	U79	장 부 겸 병 증 ( 臟 腑 兼 病 證 )	13,126	48,765	66,986	1,346,274	1,028,663
93	R68	기 타 전 신 증 상 및 징후	12,323	44,021	48,809	1,085,856	896,193
94	R61	다 한 증	11,600	51,859	65,379	1,431,798	1,045,246
95	I69	뇌 혈 관 질환 의 후유증	11,520	199,631	209,747	4,974,280	4,063,682
96	S50	아 래 팔 의 표 재 성 손 상	11,300	42,236	44,315	1,205,612	905,909
97	R63	음식 및 수액섭취에 관계된 증상 및 징후	10,585	32,851	52,685	882,029	664,236
98	U73	위 병 증 ( 胃 病 證 )	10,491	47,824	57,606	1,247,151	937,932
99	F48	기 타 신 경 성 장애	10,007	36,229	45,525	941,861	701,856
100	U69	폐 허 증 ( 肺 虛 證 )	9,973	37,064	52,358	957,398	728,544

Note : Based on the Treatment Month

제VI-9-1표

Table VI-9-1

## 질병소분류별 외래 다빈도 상병 진료현황(한방 남자)

## Outpatient Benefits by Frequency of Disease(O.H&amp;C Male)

(단위 : 명, 일, 천원)

Unit : Person, Day, KRW 1,000

순위 Rank	상병 기호 I.C.D	상 병 명 Diseases	진료실인원수 Patients	입내원일수 Visits	요양급여일수 Reimbursed Days	진료비 Medical Expense	급여비 Benefit
1	M54	등 통 증	1,493,919	8,055,337	8,487,520	247,775,168	184,770,615
2	S33	요추 및 골반의 관절 및 인대의 탈구, 염좌 및 긴장	938,446	3,632,719	3,811,296	126,367,222	88,571,149
3	M79	달리 분류되지 않은 기타 연조직 장애	675,034	3,184,903	3,358,415	92,982,920	70,948,181
4	M62	기타 근육 장애	443,707	1,938,139	2,053,239	60,967,471	45,150,202
5	S13	목 부위의 관절 및 인대의 탈구, 염좌 및 긴장	353,246	1,145,082	1,224,376	44,887,174	30,229,829
6	S93	발목 및 발부위의 관절 및 인대의 탈구, 염좌 및 긴장	320,308	1,114,231	1,153,182	34,916,430	25,153,002
7	M25	달리 분류되지 않은 기타 관절 장애	270,317	1,390,403	1,473,003	39,596,522	30,627,672
8	S43	견갑대의 관절 및 인대의 탈구, 염좌 및 긴장	218,027	886,155	933,139	29,354,481	21,036,720
9	M75	어깨 병 변	197,154	972,154	1,017,650	27,876,331	20,876,158
10	K30	소 화 불 량	182,393	647,087	987,772	18,454,018	14,014,066
11	S63	손목 및 손부위의 관절 및 인대의 탈구, 염좌 및 긴장	169,416	565,849	587,225	17,683,455	12,733,673
12	S83	무릎의 관절 및 인대의 탈구, 염좌 및 긴장	124,200	525,546	546,448	16,206,535	11,863,745
13	M77	기타 골부 착부 병 증	84,342	359,793	376,228	10,863,864	7,888,581
14	J30	근골격계 및 결합조직의 질환	83,954	300,767	322,811	8,724,908	6,585,843
15	U00	급성 비인두염 [ 감기 ]	68,252	171,008	458,508	4,428,540	3,334,293
16	S53	팔꿈치의 관절 및 인대의 탈구, 염좌 및 긴장	66,469	259,747	270,383	8,332,541	5,933,030
17	M17	무릎 관절 증	62,407	381,930	401,192	9,924,659	7,973,126
18	J30	혈관 동성 및 알레르기성 비염	55,512	235,614	366,138	6,448,449	4,729,593
19	M51	기타 추간판 장애	54,179	368,076	390,735	15,920,067	10,436,562
20	S23	흉곽의 관절 및 인대의 탈구, 염좌 및 긴장	53,574	145,057	153,702	5,106,330	3,577,103
21	R10	복부 및 골반 통증	49,394	175,196	252,640	4,927,159	3,658,827
22	M48	기타 척추 병 증	43,985	401,235	421,728	12,613,794	9,589,560
23	ZZ	한방 기 타	40,882	205,097	252,356	5,238,789	4,122,743
24	G51	안면 신경 장애	37,605	617,647	660,023	17,446,638	12,803,985
25	J31	만성 비염, 비인두염 및 인두염	33,127	142,421	309,123	3,895,555	2,829,464
26	M50	경추간판 장애	32,392	199,969	214,209	8,692,873	5,688,369
27	U23	신경계통의 질환	31,616	326,714	353,048	8,543,061	6,913,388
28	R51	두통	29,569	124,940	146,181	3,450,879	2,643,571
29	M72	섬유모세포 장애	28,361	134,648	142,328	3,892,680	2,896,045
30	S80	아래다리의 표재성 손상	22,299	76,661	79,852	2,232,928	1,680,002
31	H93	달리 분류되지 않은 귀의 기타 장애	22,088	199,015	221,257	5,468,437	4,099,636
32	R42	현기 및 어지러움	22,057	120,406	148,220	3,190,063	2,520,163
33	G44	기타 두통 증후군	21,781	91,546	103,452	2,698,205	2,036,219
34	G43	편두통	21,767	94,166	106,592	2,602,021	1,987,706
35	M53	달리 분류되지 않은 기타 등 병 증	21,696	94,141	100,304	3,076,824	2,207,767
36	G47	수면 장애	19,937	124,944	151,475	3,235,723	2,510,156
37	R05	기침	18,976	48,878	118,028	1,254,184	949,484
38	S73	둔부의 관절 및 인대의 탈구, 염좌 및 긴장	17,945	73,350	76,219	2,492,015	1,770,042
39	R20	피부 감각의 장애	17,114	93,154	98,206	2,476,096	1,975,387
40	R25	이상 불수의 운동	16,061	98,681	105,777	2,465,364	2,023,316
41	M24	기타 명시된 관절 이상	15,493	73,079	75,421	2,061,111	1,575,157
42	K59	기타 기능성 장 장애	15,226	63,767	96,639	1,616,615	1,267,235
43	U68	비병증 ( 脾病證 )	15,065	52,358	74,925	1,455,204	1,091,889
44	K29	위염 및 십이지장염	14,867	57,420	101,016	1,549,393	1,169,003
45	M65	유행막염 및 힘줄유행막염	14,455	65,409	68,944	1,897,892	1,411,046
46	S46	어깨 및 위팔 부위의 근육 및 힘줄의 손상	14,391	64,027	67,274	1,990,244	1,437,689
47	M47	척추 증	14,278	82,500	88,459	2,429,366	1,849,258
48	S30	복부, 아래 등 및 골반의 표재성 손상	13,853	51,517	53,860	1,463,138	1,134,911
49	S86	아래다리 부위의 근육 및 힘줄의 손상	13,603	48,928	50,688	1,523,667	1,101,525
50	S76	둔부 및 대퇴 부위의 근육 및 힘줄의 손상	12,417	44,815	46,534	1,388,314	1,006,857

주 : 진료일 기준



제VI-9-2표

Table VI-9-2

## 질병소분류별 외래 다빈도 상병 진료현황(한방 여자)

## Outpatient Benefits by Frequency of Disease(O.H&amp;C Female)

(단위 : 명, 일, 천원)

Unit : Person, Day, KRW 1,000

순위 Rank	상병 기호 I.C.D	상 병 명 Diseases	진료실인원수 Patients	입내원일수 Visits	요양급여일수 Reimbursed Days	진료비 Medical Expense	급여비 Benefit
1	M54	등 통 증	2,080,554	13,301,054	14,104,852	385,594,650	297,379,057
2	M79	달리 분류되지 않은 기타 연조직 장애	1,074,246	5,731,095	6,075,644	161,303,543	125,353,546
3	S33	요추 및 골반의 관절 및 인대의 탈구, 염좌 및 긴장	876,865	4,049,464	4,284,533	135,173,519	96,665,809
4	M62	기 타 근 육 장 애	673,340	3,258,401	3,482,229	98,963,345	74,431,660
5	M25	달리 분류되지 않은 기타 관절 장애	509,518	2,988,184	3,182,991	81,109,080	64,049,523
6	K30	소 화 불 량	483,198	2,005,490	2,819,399	55,887,248	42,673,586
7	S13	목 부위의 관절 및 인대의 탈구, 염좌 및 긴장	448,770	1,644,029	1,771,759	62,678,531	42,555,961
8	S93	발목 및 발부위의 관절 및 인대의 탈구, 염좌 및 긴장	436,647	1,772,608	1,845,243	53,671,124	39,334,006
9	M75	어 깨 병 변	311,007	1,622,884	1,705,898	45,800,523	34,905,069
10	S43	견갑대의 관절 및 인대의 탈구, 염좌 및 긴장	249,894	1,154,544	1,223,912	36,843,943	26,872,089
11	S63	손목 및 손부위의 관절 및 인대의 탈구, 염좌 및 긴장	220,534	843,045	882,961	25,581,125	18,651,341
12	S83	무릎의 관절 및 인대의 탈구, 염좌 및 긴장	174,457	913,811	957,099	26,808,086	20,190,791
13	M17	무 료 관 절 증	173,323	1,240,018	1,301,812	31,354,898	25,531,943
14	U30	근 골 격 계 및 결 합 조 직 의 질 환	129,640	517,010	557,756	14,472,904	11,117,527
15	R10	복 부 및 골 반 통 증	116,643	452,272	642,332	12,507,518	9,360,018
16	J00	급 성 비 인 두 염 [ 감 기 ]	108,721	279,369	763,014	7,171,329	5,366,437
17	R51	두 통	92,277	404,074	464,240	10,737,335	8,340,019
18	M77	기 타 골 부 착 부 병 증	91,090	427,282	447,382	12,445,359	9,143,307
19	M48	기 타 척 추 병 증	88,364	741,744	781,381	22,282,233	17,340,678
20	G43	편 두 통	69,139	313,541	352,278	8,445,471	6,537,499
21	M51	기 타 추 간 판 장 애	68,152	486,443	521,622	19,156,144	13,010,433
22	ZZ	한 방 기 타	66,350	312,341	384,240	7,964,550	6,293,358
23	G44	기 타 두 통 증 후 군	64,851	294,029	329,483	8,296,435	6,384,392
24	S53	팔꿈치의 관절 및 인대의 탈구, 염좌 및 긴장	57,851	254,088	266,791	7,941,346	5,690,008
25	R42	현 기 및 어 지 러 움	57,133	292,542	353,336	7,663,556	5,962,033
26	G47	수 면 장 애	56,560	407,880	468,131	9,872,179	7,748,565
27	G51	안 면 신 경 장 애	54,669	708,389	764,115	19,617,065	14,718,722
28	S23	흉곽의 관절 및 인대의 탈구, 염좌 및 긴장	48,256	158,596	170,952	5,164,458	3,767,300
29	U23	신 경 계 통 의 질 환	47,897	354,843	373,536	9,156,623	7,466,322
30	J30	혈관 운동성 및 알레르기성 비염	45,000	190,090	299,191	5,127,075	3,768,400
31	M72	섬 유 모 세 포 장 애	42,083	221,076	233,273	6,270,653	4,684,348
32	K29	위 염 및 십 이 지 장 염	41,478	169,934	280,423	4,512,651	3,416,680
33	S80	아 래 다 리 의 표 재 성 손 상	40,199	176,470	184,046	4,843,573	3,794,850
34	M50	경 추 간 판 장 애	38,423	230,095	250,652	9,606,119	6,409,868
35	M53	달리 분류되지 않은 기타 등 병 증	35,922	165,428	177,178	5,218,361	3,806,344
36	R05	기 침	35,359	101,686	217,602	2,564,967	1,944,367
37	R25	이 상 불 수 의 운 동	33,518	213,779	229,591	5,248,359	4,318,352
38	R20	피 부 감 각 의 장 애	32,363	170,147	180,801	4,416,725	3,539,938
39	N94	여성 생식기관 및 월경주기와 관련된 통증 및 기타 병태	32,235	126,166	343,307	5,024,388	3,207,155
40	U68	비 병 증 ( 脾 病 證 )	32,110	121,779	157,434	3,341,645	2,512,086
41	H93	달리 분류되지 않은 귀의 기타 장애	31,869	272,414	299,499	7,193,636	5,441,378
42	K59	기 타 기 능 성 장 장 애	29,896	128,727	179,793	3,153,530	2,431,098
43	J31	만성 비염, 비인두염 및 인두염	27,116	122,640	235,545	3,239,888	2,373,253
44	M65	운 활 막 염 및 힘줄 운 활 막 염	26,421	129,388	137,950	3,714,393	2,743,701
45	M24	기 타 명 시 된 관 절 이 상	26,192	137,531	142,886	3,690,615	2,874,002
46	U28	소 화 계 통 의 질 환	25,555	81,628	109,953	2,222,968	1,703,542
47	M19	기 타 관 절 증	24,599	140,241	147,003	3,671,020	2,909,073
48	U67	심 실 증 ( 心 實 證 )	23,495	112,374	141,633	2,985,211	2,272,772
49	M47	척 추 증	21,811	139,687	148,460	3,908,014	3,069,870
50	U60	기 병 증 ( 氣 病 證 )	21,667	82,746	110,697	2,518,446	1,889,342

Note : Based on the Treatment Month

제VI-10표  
Table VI-10

65세이상 노인 질병소분류별  
Benefits by Frequency of Disease

순위 Rank	상병 기호 I.C.D	상 병 명 Diseases	진료실인원수 Patients	입내원일수 Visits	요양급여일수 Reimbursed Days	진료비 Medical Expense	급여비 Benefit
1	K05	치 은 염 및 치 주 질 환	3,760,928	9,598,630	20,327,299	456,260,547	324,801,933
2	U07	U 0 7 의 응 급 사 용	3,541,852	15,134,903	37,534,425	1,755,006,102	1,335,477,905
3	I10	본 태 성 ( 원 발 성 ) 고 혈 압	3,316,612	24,929,639	926,159,024	2,239,303,786	1,629,339,369
4	J20	급 성 기 관 지 염	1,899,702	4,530,609	31,264,316	174,287,639	137,918,461
5	M17	무 료 관 절 증	1,779,555	12,988,395	110,927,103	1,346,802,491	978,016,418
6	M54	등 통 증	1,712,344	10,421,305	58,147,208	533,651,464	397,738,252
7	E11	2 형 당 뇨 병	1,609,486	11,890,859	417,429,408	1,513,648,933	1,070,434,533
8	K21	위 - 식 도 역 류 병	1,353,554	3,500,483	70,485,941	253,796,790	179,732,027
9	K29	위 염 및 십 이 지 장 염	1,267,168	2,729,218	39,114,916	168,296,622	121,898,194
10	M48	기 타 척 추 병 증	1,229,196	8,736,965	72,288,489	704,002,764	509,877,034
11	K08	치 아 및 지 지 구 조 의 기 타 장 애	1,204,214	3,590,612	6,661,712	1,650,254,699	1,159,842,121
12	L23	엘 러 지 성 접 촉 피 부 염	981,517	2,436,931	17,482,634	79,482,578	63,676,525
13	Z11	감염성및기생충성질환에대한특수선택검사	951,384	3,149,074	5,091,092	102,354,717	73,056,819
14	K04	치 수 및 근 단 주 위 조 직 의 질 환	914,297	3,033,462	5,271,767	139,003,330	99,971,709
15	N40	전 립 선 증 식 증	907,215	4,533,063	187,770,059	507,732,170	343,414,064
16	E78	지 질 단 백 질 대 사 장 애 및 기 타 지 질 증	857,129	3,165,310	164,260,168	325,529,129	230,284,953
17	K02	치 아 우 식	854,648	1,392,405	2,106,967	64,813,610	46,230,794
18	H10	결 막 염	838,068	1,777,753	7,392,357	79,961,428	61,395,850
19	M79	달 리 분 류 되 지 않 은 기 타 연 조 직 장 애	836,378	2,511,297	15,880,455	97,841,402	73,407,843
20	H25	노 년 백 내 장	813,686	2,521,190	9,853,287	565,824,009	440,981,514
21	M75	어 깨 병 변	813,234	4,440,101	25,680,085	334,322,493	242,347,331
22	Z46	기타장치의부착및조정를위하여보건서비스와접하고있는사람	760,529	1,217,357	1,369,893	103,522,583	74,048,570
23	J30	혈 관 운 동 성 및 엘 러 지 성 비 염	757,729	1,663,952	16,888,717	65,445,568	50,803,430
24	M81	병 적 골 절 이 없 는 골 다 공 증	745,191	2,256,151	64,099,013	214,677,163	149,184,115
25	H04	눈 물 계 통 의 장 애	745,188	1,651,256	9,191,837	97,338,263	71,966,993
26	J06	다발성및상세불명부위의급성상기도감염	715,225	1,385,995	8,983,144	49,664,498	40,316,610
27	J00	급 성 비 인 두 염 [ 감 기 ]	676,583	1,431,688	8,637,749	40,746,994	33,543,221
28	M51	기 타 추 간 판 장 애	662,716	4,275,135	32,999,622	362,919,134	258,217,476
29	B35	백 선 증	618,191	1,533,945	13,392,844	71,285,967	53,853,530
30	H35	기 타 망 막 장 애	581,478	1,720,840	18,243,806	372,827,220	291,574,790
31	F00	알츠하이머병에서의치매 ( G 3 0 . - + )	580,166	23,223,648	124,797,180	2,181,189,359	1,625,235,762
32	K59	기 타 기 능 성 장 장 애	553,059	1,126,965	16,535,083	72,221,196	50,683,910
33	M47	척 추 증	544,165	3,138,794	18,448,713	194,052,994	143,563,873
34	K03	치 아 경 조 직 의 기 타 질 환	536,500	819,016	1,376,186	47,960,990	34,147,771
35	H40	녹 내 장	497,283	1,700,743	13,429,229	219,501,168	147,069,868
36	R10	복 부 및 골 반 통 증	494,340	905,027	9,718,042	111,125,598	69,607,759
37	M19	기 타 관 절 증	488,026	1,755,264	25,943,770	174,578,790	120,121,824
38	A09	감염성및상세불명기원의기타위장염및결장염	480,419	1,064,553	6,995,643	122,567,181	90,588,582
39	J02	급 성 인 두 염	473,884	866,559	5,101,458	31,048,352	25,383,554
40	M13	기 타 관 절 염	459,140	1,678,362	16,726,106	95,375,007	70,461,517
41	I20	협 심 증	455,410	1,878,976	117,780,102	660,301,254	498,327,332
42	H81	전 정 기 능 의 장 애	443,639	1,246,764	19,728,880	135,273,938	91,435,190
43	S33	요추및골반의관절및인대의탈구, 염좌및긴장	442,029	1,638,111	8,114,824	83,893,347	62,331,091
44	L50	두 드 러 기	426,013	982,082	9,116,885	34,954,772	27,043,351
45	Z20	전 염 성 질 환 에 접 촉 및 노 출	425,408	831,446	2,057,900	40,092,035	31,532,429
46	N30	방 광 염	406,200	1,094,670	9,940,525	65,829,868	48,233,488
47	J40	급성인지만성인지명시되지않은기관지염	400,904	893,500	7,142,939	45,870,958	34,210,666
48	K58	과 민 대 장 증 후 군	396,607	718,989	7,155,955	52,490,430	36,985,453
49	M25	달 리 분 류 되 지 않 은 기 타 관 절 장 애	393,730	1,343,067	9,720,459	66,089,058	47,593,746
50	H60	외 이 염	390,079	1,072,336	3,392,866	27,958,184	22,790,803

주 : 진료일 기준 (한의학분류 제외, 급여일수, 진료비와 급여비는 약국포함)

# 다빈도 상병 진료현황(계)

in elderly man above the age of 65(Total)

(단위 : 명, 일, 천원)

Unit : Person, Day, KRW 1,000

순위 Rank	상병 기호 I.C.D	상 병 명 Diseases	진료실인원수 Patients	입내원일수 Visits	요양급여일수 Reimbursed Days	진료비 Medical Expense	급여비 Benefit
51	J04	급 성 후 두 염 및 기 관 염	386,923	840,190	5,561,082	30,775,224	24,673,112
52	I63	뇌 경 색 증	381,097	7,320,943	97,185,219	1,502,683,259	1,144,528,121
53	R42	어 지 려 증 및 어 지 려	378,185	790,953	14,676,962	109,298,678	67,657,393
54	K63	장 의 기 타 질 환	372,387	614,996	5,187,167	210,706,760	141,269,528
55	J03	급 성 편 도 염	364,003	705,381	4,166,359	25,218,368	20,300,213
56	M65	윤 활 막 염 및 힘 줄 윤 활 막 염	351,028	1,216,218	6,715,659	56,958,672	41,935,775
57	H16	각 막 염	348,647	818,988	3,867,061	45,427,645	33,197,196
58	N31	달리분류되지않은방광의신경근육기능장애	308,083	979,606	35,645,962	92,342,700	63,093,522
59	L30	기 타 피 부 염	299,329	656,118	5,911,339	26,543,334	18,873,151
60	R07	목 구멍 및 가 숨 의 통 증	294,231	548,473	12,658,923	93,994,857	59,074,315
61	H52	굴 절 및 조 절 의 장 애	294,185	474,575	2,547,978	43,401,244	31,202,759
62	G47	수 면 장 애	294,008	1,009,039	26,354,225	60,542,010	43,773,717
63	F06	뇌손상, 뇌기능이상및신체질환에의한기타정신장애	270,846	915,602	39,243,433	118,914,429	79,676,317
64	M50	경 추 간 판 장 애	270,068	1,514,904	9,350,455	106,065,023	76,033,292
65	L03	연 조 직 염	258,608	774,974	3,618,219	49,518,022	36,750,367
66	R51	두 통	255,128	475,207	9,204,689	57,918,794	33,481,347
67	H26	기 타 백 내 장	244,951	590,933	3,233,492	153,281,366	109,231,434
68	J45	천 식	240,000	946,928	19,713,847	99,905,662	69,980,369
69	L24	자 극 물 접 촉 피 부 염	239,145	507,921	3,601,958	16,986,209	13,353,933
70	K52	기 타 비 감 염 성 위 장 염 및 결 장 염	237,199	409,062	2,755,275	21,748,629	16,428,189
71	H36	달 리 분 류 된 질 환 에 서 의 망 막 장 애	236,301	658,915	18,906,304	83,369,550	54,586,159
72	F41	기 타 불 안 장 애	230,305	1,224,306	27,232,933	69,596,114	51,977,940
73	K12	구 내 염 및 관 련 병 변	230,218	447,500	1,869,582	14,685,236	11,435,110
74	F32	우 울 에 피 소 드	224,743	1,723,673	38,744,737	114,856,568	84,902,267
75	H90	전 음 성 및 감 각 신 경 성 청 력 소 실	224,230	414,386	3,216,418	38,736,409	24,075,771
76	Z96	기 타 기 능 성 삼 입 물 의 존 재	221,523	669,025	3,022,205	46,704,857	32,554,366
77	K25	위 궤 양	220,369	570,342	9,290,023	74,690,007	54,782,338
78	E14	상 세 불 명 의 당 뇨 병	219,307	1,204,069	41,066,005	174,811,182	122,713,859
79	S02	두 개 골 및 안 면 골 의 골 절	218,681	389,178	782,910	25,060,548	17,617,413
80	M77	기 타 골 부 착 부 병 증	214,842	749,997	4,279,970	33,066,085	24,065,958
81	B02	대 상 포 진	212,159	759,465	4,899,677	60,046,468	43,571,117
82	K07	치 아 열 굴 이 상 [ 부 정 교 합 포 함 ]	212,075	352,201	1,041,755	13,498,215	9,692,996
83	G31	달리분류되지않은신경계통의기타퇴행성질환	210,331	731,457	28,402,584	74,066,546	54,537,268
84	K30	기 능 성 소 화 불 량	204,897	374,830	4,949,597	21,450,646	14,955,351
85	N18	만 성 신 장 병	203,074	7,150,437	52,688,478	1,512,283,520	1,312,101,284
86	J01	급 성 부 비 동 염	198,701	443,613	2,864,654	18,719,686	14,384,933
87	I67	기 타 뇌 혈 관 질 환	198,509	833,574	28,949,176	247,684,690	183,137,113
88	Z03	의심되는질병및병태를위한의학적관찰및평가	190,349	524,956	2,265,382	43,217,587	28,230,612
89	K76	간 의 기 타 질 환	190,302	331,011	5,807,649	43,655,224	29,948,419
90	I48	심 방 세 동 및 조 동	189,546	895,874	50,105,639	296,677,741	216,070,330
91	L21	지 루 피 부 염	187,476	421,450	3,363,382	14,837,403	11,496,079
92	H61	외 이 의 기 타 장 애	186,155	297,224	783,211	12,560,542	9,192,517
93	S22	늑 골 , 흉 골 및 흉 추 의 골 절	183,347	1,289,832	8,042,872	186,299,530	133,971,062
94	D12	결장, 직장, 항문및항문관의양성신생물	180,691	332,446	3,829,297	81,809,400	53,629,803
95	I11	고 혈 압 성 심 장 병	179,327	826,045	42,072,944	122,377,382	83,390,068
96	T85	기타내부인공삽입장치,삽입물및식편의합병증	177,958	248,037	445,308	22,842,639	17,478,581
97	L02	피 부 의 농 양 , 종 기 및 큰 종 기	176,296	487,079	2,173,195	21,993,506	16,745,992
98	H11	결 막 의 기 타 장 애	174,954	294,468	1,196,612	19,567,981	13,889,571
99	E03	기 타 갑 상 선 기 능 저 하 증	170,375	701,903	39,779,383	66,825,536	44,369,403
100	S23	흉곽의관절및인대의탈구,염좌및긴장	169,750	351,512	1,795,651	16,941,697	12,417,280

Note : Based on the Treatment Month (excluding herbal medicine, including pharmacy in Treatment Days Treatment Amount and Benefit Amount)

## 제VI-10-1표

Table VI-10-1

## 65세이상 노인 질병소분류별

Benefits by Frequency of Disease

순위 Rank	상병 기호 I.C.D	상 병 명 Diseases	진료실인원수 Patients	입내원일수 Visits	요양급여일수 Reimbursed Days	진료비 Medical Expense	급여비 Benefit
1	K05	치 은 염 및 치 주 질 환	1,765,726	4,614,895	10,031,211	218,288,462	155,201,653
2	U07	U 0 7 의 응 급 사 용	1,484,234	6,302,057	15,381,038	789,293,442	602,939,961
3	I10	본 태 성 ( 원 발 성 ) 고 혈 압	1,353,366	9,805,576	371,817,886	872,514,767	632,880,668
4	N40	전 립 선 증 식 증	907,215	4,533,063	187,770,059	507,732,170	343,414,064
5	J20	급 성 기 관 지 염	788,526	1,874,105	12,940,310	71,823,872	56,699,447
6	E11	2 형 당 뇨 병	773,510	5,639,565	201,705,360	716,099,446	504,238,800
7	M54	등 통 증	627,000	3,552,482	20,019,279	185,160,955	136,814,527
8	K08	치 아 및 지 지 구 조 의 기 타 장 애	587,002	1,745,262	3,250,893	802,911,649	563,837,235
9	K21	위 - 식 도 역 류 병	558,550	1,454,606	30,128,752	107,406,322	75,316,387
10	M17	무 료 관 절 증	515,101	3,340,145	29,819,276	297,307,274	212,345,500
11	K29	위 염 및 십 이 지 장 염	507,866	1,097,252	16,175,505	69,864,236	50,024,571
12	K04	치 수 및 근 단 주 위 조 직 의 질 환	462,304	1,567,131	2,751,977	72,098,624	51,737,173
13	M48	기 타 척 추 병 증	435,945	3,079,439	25,868,506	256,230,832	183,790,988
14	L23	엘 러 지 성 접 촉 피 부 염	433,660	1,186,572	9,187,222	39,954,802	31,746,452
15	Z11	감염성및기생충성질환에 대한특수선헌검사	399,330	1,298,156	2,094,096	42,406,501	30,647,441
16	K02	치 아 우 식	394,767	655,256	1,004,594	30,833,064	21,903,241
17	J30	혈 관 동 성 및 엘 러 지 성 비 염	369,272	861,750	9,004,226	33,811,976	26,063,762
18	Z46	기타장치의부착및조정을위하여보건서비스와접하고있는사람	362,363	591,084	664,616	49,842,325	35,613,224
19	H25	노 년 백 내 장	337,558	1,044,506	4,364,881	235,314,921	182,965,082
20	H10	결 막 염	321,912	682,742	2,685,075	29,926,418	22,991,031
21	M75	어 깨 병 변	315,482	1,689,955	10,003,516	130,040,089	93,582,606
22	M79	달 리 분 류 되 지 않 은 기 타 연 조 직 장 애	309,756	893,959	5,370,385	34,165,112	25,582,793
23	B35	백 선 증	309,548	769,448	6,824,116	35,527,738	26,725,126
24	J06	다발성및상세불명부위의급성상기도감염	292,716	565,068	3,652,684	20,209,487	16,345,986
25	J00	급 성 비 인 두 염 [ 감 기 ]	277,421	583,777	3,539,494	16,623,515	13,625,969
26	E78	지 질 단 백 질 대 사 장 애 및 기 타 지 질 증	274,728	920,038	48,797,946	102,372,327	72,052,934
27	K59	기 타 기 능 성 장 장 애	267,499	578,589	8,815,821	36,074,089	25,097,116
28	K03	치 아 경 조 직 의 기 타 질 환	266,035	411,589	695,159	24,854,497	17,627,885
29	H04	눈 물 계 통 의 장 애	258,985	574,371	3,334,790	32,780,394	24,042,116
30	I20	협 심 증	255,311	1,033,874	67,100,813	396,390,531	302,176,580
31	M51	기 타 추 간 판 장 애	247,190	1,598,841	12,351,669	141,633,571	100,115,351
32	H35	기 타 망 막 장 애	241,442	785,696	7,963,353	187,026,147	149,831,212
33	H40	녹 내 장	222,046	790,040	6,080,374	100,895,816	67,119,104
34	K63	장 의 기 타 질 환	201,959	329,506	2,810,454	113,570,621	75,412,542
35	I63	뇌 경 색 증	201,754	3,133,271	52,447,267	712,106,875	540,090,420
36	M47	척 추 증	199,033	1,107,073	6,443,886	71,516,785	52,533,795
37	A09	감염성및상세불명기원의기타위장염및결장염	196,909	413,257	2,792,561	45,221,735	33,354,000
38	J02	급 성 인 두 염	192,031	347,411	2,041,594	12,433,092	10,123,954
39	R10	복 부 및 골 반 통 증	182,170	336,823	3,692,594	42,322,424	26,209,154
40	L50	두 드 러 기	181,862	454,028	4,393,773	16,334,988	12,582,837
41	K58	과 민 대 장 증 후 군	179,981	332,014	3,376,385	24,775,598	17,372,437
42	S33	요추및골반의관절및인대의탈구, 염좌및긴장	179,894	631,299	3,135,953	31,690,025	23,455,488
43	Z20	전 염 성 질 환 에 접 촉 및 노 출	176,694	333,086	798,237	15,999,673	12,625,631
44	J40	급성인지만성인지명시되지않은기관지염	170,345	381,906	3,109,199	19,521,779	14,448,950
45	H60	외 이 염	167,812	492,613	1,505,446	12,969,960	10,519,235
46	F00	알츠하이머병에서의치매 ( G 3 0 . - + )	162,964	5,108,254	31,991,842	501,951,051	372,720,680
47	J04	급 성 후 두 염 및 기 관 염	161,706	353,967	2,384,794	13,016,588	10,392,310
48	M19	기 타 관 절 증	161,203	557,491	7,014,645	46,250,204	31,700,351
49	M13	기 타 관 절 염	154,838	541,556	5,301,475	28,803,671	21,187,479
50	H81	전 정 기 능 의 장 애	147,222	417,580	6,872,017	45,600,425	30,434,762

주 : 진료일 기준 (한의학분류 제외, 요양급여일수, 진료비와 급여비는 약국포함)

# 다빈도 상병 진료현황(남자)

in elderly man above the age of 65 (Male)

(단위 : 명, 일, 천원)

Unit : Person, Day, KRW 1,000

순위 Rank	상병 기호 I.C.D	상 병 명 Diseases	진료실원환수 Patients	임내원일수 Visits	요양급여일수 Reimbursed Days	진료비 Medical Expense	급여비 Benefit
51	J03	급 성 편 도 염	146,781	282,355	1,663,514	9,989,114	8,033,072
52	L30	기 타 피 부 염	145,684	350,478	3,514,171	14,908,335	10,337,300
53	M25	달 리 분 류 되 지 않 은 기 타 관 절 장 애	143,074	464,941	3,304,522	22,766,945	16,288,366
54	R42	어 지 렴 증 및 어 지 렴	137,548	293,214	5,789,927	41,473,670	25,101,670
55	H16	각 막 염	132,437	313,328	1,395,314	16,904,250	12,284,950
56	M65	윤 활 막 염 및 힘 줄 윤 활 막 염	132,155	446,443	2,460,925	20,590,646	15,132,040
57	R07	목 구멍 및 가 습 의 통 증	129,540	241,984	5,557,503	42,314,125	26,631,384
58	G47	수 면 장애	123,862	446,624	11,158,074	26,812,051	19,356,413
59	H52	굴 절 및 조 절 의 장 애	122,425	197,793	1,020,029	17,746,365	12,775,716
60	N18	만 성 신 장 병	121,380	3,937,068	30,900,786	843,967,670	732,168,306
61	L21	지 루 피 부 염	117,227	274,913	2,286,996	9,944,811	7,650,386
62	L03	연 조 직 염	116,770	370,673	1,714,251	23,768,847	17,536,498
63	M50	경 추 간 판 장 애	114,370	672,142	4,352,305	50,743,075	36,149,842
64	S02	두 개 골 및 안 면 골 의 골 절	111,433	202,110	416,724	14,428,605	10,110,794
65	J44	기 타 만 성 폐 색 성 폐 질 환	111,083	656,593	15,783,939	122,763,791	85,450,755
66	N31	달리분류되지않은방광의신경근육기능장애	110,885	357,895	15,942,218	41,919,774	28,305,871
67	L24	자 극 물 접 촉 피 부 염	110,445	256,901	1,983,904	8,905,451	6,930,126
68	H90	전 음 성 및 감 각 신 경 성 청 력 소 실	109,370	205,220	1,608,099	19,338,407	11,756,628
69	H36	달 리 분 류 된 질 환 에 서 의 망 막 장 애	108,002	301,910	8,345,812	39,618,577	25,480,441
70	I48	심 방 세 동 및 조 동	106,752	481,024	28,193,754	167,860,204	123,069,537
71	E14	상 세 불 명 의 당 뇨 병	106,101	583,077	20,219,183	86,851,130	60,893,420
72	C61	전 립 선 의 악 성 신 생 물	105,425	1,179,762	24,224,838	400,504,126	360,123,859
73	D12	결장, 직장, 항문및항문관의양성신생물	101,385	188,053	2,120,972	46,893,426	30,621,821
74	K07	치 아 열 굴 이 상 [ 부 정 교 합 포 함 ]	101,320	157,806	411,454	5,737,773	4,171,948
75	J45	천 식	100,594	383,532	7,972,509	38,886,836	26,951,664
76	K52	기 타 비 감 염 성 위 장 염 및 결 장 염	99,460	170,572	1,176,980	9,158,844	6,881,886
77	K25	위 궤 양	98,612	255,453	4,263,040	36,466,408	26,697,487
78	M10	통 풍	98,214	376,785	12,025,108	24,050,909	16,566,521
79	M77	기 타 골 부 착 부 병 증	97,389	340,057	1,972,778	14,848,899	10,767,351
80	K12	구 내 염 및 관 련 병 변	96,599	189,821	767,150	6,112,244	4,742,377
81	I25	만 성 허 혈 심 장 병	96,325	354,051	23,165,217	156,650,745	120,757,787
82	H26	기 타 백 내 장	93,467	229,768	1,249,634	59,564,393	42,424,546
83	T85	기타내부인공삽입장치,삽입물및이식편의합병증	93,319	133,441	244,060	13,029,889	9,892,892
84	F06	뇌손상,뇌기능이상및신체질환에의한기타정신장애	92,417	329,813	12,888,423	42,438,660	28,211,665
85	Z03	의심되는질병및병태를위한의학적관찰및평가	89,171	252,585	1,331,053	23,973,241	15,854,368
86	J01	급 성 부 비 동 염	88,248	204,151	1,350,655	8,509,222	6,531,755
87	R51	두 통	86,801	162,151	3,071,602	18,713,162	10,656,535
88	Z96	기 타 기 능 성 삽 입 물 의 존 재	85,134	262,802	1,055,939	17,910,770	12,487,125
89	K76	간 의 기 타 질 환	82,732	147,416	2,736,505	19,455,432	13,380,257
90	L02	피 부 의 농 양 , 종 기 및 곤 종 기	81,868	245,329	1,119,975	11,071,135	8,395,189
91	B02	대 상 포 진	80,789	303,369	2,010,134	23,481,527	16,942,466
92	K30	기 능 성 소 화 불 량	80,300	150,978	2,085,049	8,805,271	6,037,434
93	H61	외 이 의 기 타 장 애	80,074	133,420	340,932	5,582,994	4,050,538
94	H11	결 막 의 기 타 장 애	79,838	134,667	512,567	8,899,923	6,284,118
95	J18	상 세 불 명 병 원 체 의 폐 렴	78,726	908,183	2,659,401	290,899,725	229,993,921
96	F41	기 타 불 안 장 애	76,641	414,926	9,229,371	23,227,250	17,280,001
97	J32	만 성 부 비 동 염	71,174	212,986	1,399,631	16,029,919	11,601,307
98	I67	기 타 뇌 혈 관 질 환	68,890	266,020	9,769,034	73,218,302	52,666,042
99	F51	비 기 질 성 수 면 장 애	68,848	361,968	8,258,440	17,111,095	12,838,743
100	R73	혈 당 치 상 승	68,365	113,965	2,230,185	7,322,216	4,992,286

Note : Based on the Treatment Month (excluding herbal medicine, including pharmacy in Treatment Days Treatment Amount and Benefit Amount)

제VI-10-2표

Table VI-10-2

## 65세이상 노인 질병소분류별

Benefits by Frequency of Disease

순위 Rank	상병 기호 I.C.D	상 병 명 Diseases	진료실인원수 Patients	입내원일수 Visits	요양급여일수 Reimbursed Days	진료비 Medical Expense	급여비 Benefit
1	U07	U 0 7 의 응 급 사 용	2,057,618	8,832,846	22,153,387	965,712,660	732,537,944
2	K05	치 은 염 및 치 주 질환	1,995,202	4,983,735	10,296,088	237,972,084	169,600,280
3	I10	본 태 성 ( 원 발 성 ) 고 혈 압	1,963,246	15,124,063	554,341,138	1,366,789,019	996,458,701
4	M17	무 류 관 절 증	1,264,454	9,648,250	81,107,827	1,049,495,217	765,670,918
5	J20	급 성 기 관 지 염	1,111,176	2,656,504	18,324,006	102,463,767	81,219,015
6	M54	등 통 증	1,085,344	6,868,823	38,127,929	348,490,509	260,923,725
7	E11	2 형 당 뇨 병	835,976	6,251,294	215,724,048	797,549,487	566,195,733
8	K21	위 - 식 도 역 류 병	795,004	2,045,877	40,357,189	146,390,468	104,415,641
9	M48	기 타 척 추 병 증	793,251	5,657,526	46,419,983	447,771,933	326,086,046
10	K29	위 염 및 십 이 지 장 염	759,302	1,631,966	22,939,411	98,432,386	71,873,623
11	M81	병 적 골 절 이 없는 골 다 공 증	703,321	2,138,751	61,054,349	204,586,785	142,151,627
12	K08	치 아 및 지 지 구 조 의 기 타 장 애	617,212	1,845,350	3,410,819	847,343,050	596,004,886
13	E78	지 질 단 백 질 대 사 장 애 및 기 타 지 질 증	582,401	2,245,272	115,462,222	223,156,802	158,232,019
14	Z11	감염성 및 기생충성 질환에 대한 특수 선별 검사	552,054	1,850,918	2,996,996	59,948,216	42,409,378
15	L23	엘 러 지 성 접 촉 피 부 염	547,857	1,250,355	8,295,412	39,527,775	31,930,073
16	M79	달 리 분 류 되 지 않은 기 타 연 조 직 장 애	526,622	1,617,338	10,510,070	63,676,290	47,825,050
17	H10	결 막 염	516,156	1,095,011	4,707,282	50,035,011	38,404,819
18	M75	어 깨 병 변	497,752	2,750,146	15,676,569	204,282,404	148,764,725
19	H04	눈 물 계 통 의 장 애	486,203	1,076,885	5,857,047	64,557,869	47,924,877
20	H25	노 년 백 내 장	476,128	1,476,684	5,488,406	330,509,088	258,016,432
21	K02	치 아 우 식	459,881	737,149	1,102,373	33,980,546	24,327,553
22	K04	치 수 및 근 단 주 위 조 직 의 질환	451,993	1,466,331	2,519,790	66,904,706	48,234,536
23	J06	다발성 및 상 세 불명 부 위 의 급 성 상 기 도 감염	422,509	820,927	5,330,460	29,455,011	23,970,624
24	F00	알츠하이머 병 에서 의 치매 ( G 3 0 . - + )	417,202	18,115,394	92,805,338	1,679,238,308	1,252,515,083
25	M51	기 타 추 간 판 장 애	415,526	2,676,294	20,647,953	221,285,563	158,102,125
26	J00	급 성 비 인 두 염 [ 감 기 ]	399,162	847,911	5,098,255	24,123,479	19,917,252
27	Z46	기타장치의부착및조정을위하여보건서비스와접하고있는사람	398,166	626,273	705,277	53,680,258	38,435,346
28	J30	혈 관 운 동 성 및 엘 러 지 성 비 염	388,457	802,202	7,884,491	31,633,591	24,739,668
29	N30	방 광 염	378,032	1,022,126	8,967,532	57,382,625	42,022,509
30	M47	척 추 증	345,132	2,031,721	12,004,827	122,536,209	91,030,078
31	H35	기 타 망 막 장 애	340,036	935,144	10,280,453	185,801,073	141,743,578
32	M19	기 타 관 절 증	326,823	1,197,773	18,929,125	128,328,586	88,421,473
33	R10	복 부 및 골 반 통 증	312,170	568,204	6,025,448	68,803,174	43,398,605
34	B35	백 선 증	308,643	764,497	6,568,728	35,758,229	27,128,404
35	M13	기 타 관 절 염	304,302	1,136,806	11,424,631	66,571,336	49,274,038
36	H81	전 정 기 능 의 장 애	296,417	829,184	12,856,863	89,673,513	61,000,428
37	K59	기 타 기 능 성 장 장 애	285,560	548,376	7,719,262	36,147,107	25,586,794
38	A09	감염성 및 상 세 불명 기 원 의 기 타 위 장 염 및 결 장 염	283,510	651,296	4,203,082	77,345,447	57,234,581
39	J02	급 성 인 두 염	281,853	519,148	3,059,864	18,615,259	15,259,601
40	H40	녹 내 장	275,237	910,703	7,348,855	118,605,353	79,950,764
41	K03	치 아 경 조 직 의 기 타 질환	270,465	407,427	681,027	23,106,493	16,519,886
42	S33	요추및골반의관절및인대의탈구,염좌및긴장	262,135	1,006,812	4,978,871	52,203,322	38,875,604
43	M25	달 리 분 류 되 지 않은 기 타 관 절 장 애	250,656	878,126	6,415,937	43,322,113	31,305,380
44	Z20	전 염 성 질환 에 접 촉 및 노 출	248,714	498,360	1,259,663	24,092,361	18,906,798
45	L50	두 드 러 기	244,151	528,054	4,723,112	18,619,784	14,460,514
46	R42	어 지 렴 증 및 어 지 렴	240,637	497,739	8,887,035	67,825,008	42,555,723
47	J40	급 성 인 지 만 성 인 지 명 시 되 지 않은 기 관 지 염	230,559	511,594	4,033,740	26,349,179	19,761,716
48	J04	급 성 후 두 염 및 기 관 염	225,217	486,223	3,176,288	17,758,635	14,280,801
49	H60	외 이 염	222,267	579,723	1,887,420	14,988,224	12,271,568
50	M65	윤 활 막 염 및 힘 줄 윤 활 막 염	218,873	769,775	4,254,734	36,368,026	26,803,735

주 : 진료일 기준 (한의학분류 제외, 요양급여일수, 진료비와 급여비는 약국포함)

# 다빈도 상병 진료현황(여자)

in elderly man above the age of 65(Female)

(단위 : 명, 일, 천원)

Unit : Person, Day, KRW 1,000

순위 Rank	상병 기호 I.C.D	상 병 명 Diseases	진료실인원수 Patients	임내원일수 Visits	요양급여일수 Reimbursed Days	진료비 Medical Expense	급여비 Benefit
51	J03	급 성 편 도 염	217,222	423,026	2,502,845	15,229,254	12,267,141
52	K58	과 민 대 장 증 후 군	216,626	386,975	3,779,570	27,714,832	19,613,016
53	H16	각 막 염	216,210	505,660	2,471,747	28,523,395	20,912,246
54	I20	협 심 증	200,099	845,102	50,679,289	263,910,723	196,150,752
55	N31	달리분류되지않은방광의신경근육기능장애	197,198	621,711	19,703,744	50,422,926	34,787,651
56	I63	뇌 경 색 증	179,343	4,187,672	44,737,952	790,576,384	604,437,701
57	F06	뇌손상, 뇌기능이상및신체질환에의한기타정신장애	178,429	585,789	26,355,010	76,475,769	51,464,652
58	H52	굴 절 및 조 절 의 장 애	171,760	276,782	1,527,949	25,654,879	18,427,042
59	K63	장 의 기 타 질 환	170,428	285,490	2,376,713	97,136,139	65,856,987
60	G47	수 면 장 애	170,146	562,415	15,196,151	33,729,959	24,417,304
61	R51	두 통	168,327	313,056	6,133,087	39,205,632	22,824,812
62	R07	목 구 멍 및 가 습 의 통 증	164,691	306,489	7,101,420	51,680,732	32,442,931
63	F32	우 울 에 피 소 드	157,823	1,206,760	27,628,151	80,557,707	59,612,755
64	M50	경 추 간 판 장 애	155,698	842,762	4,998,150	55,321,947	39,883,451
65	F41	기 타 불 안 장 애	153,664	809,380	18,003,562	46,368,864	34,697,939
66	L30	기 타 피 부 염	153,645	305,640	2,397,168	11,634,999	8,535,850
67	H26	기 타 백 내 장	151,484	361,165	1,983,858	93,716,973	66,806,888
68	G31	달리분류되지않은신경계통의기타퇴행성질환	144,381	501,572	19,673,200	50,461,911	37,234,998
69	L03	연 조 직 염	141,838	404,301	1,903,968	25,749,176	19,213,869
70	J45	천 식	139,406	563,396	11,741,338	61,018,826	43,028,704
71	K52	기 타 비 감 염 성 위 장 염 및 결 장 염	137,739	238,490	1,578,295	12,589,785	9,546,302
72	Z96	기 타 기 능 성 삽 입 물 의 존 재	136,389	406,223	1,966,266	28,794,087	20,067,241
73	K12	구 내 염 및 관 련 병 변	133,619	257,679	1,102,432	8,572,991	6,692,734
74	N95	폐 경 및 기 타 폐 경 전 후 장 애	132,738	363,227	15,204,123	21,419,723	14,641,567
75	B02	대 상 포 진	131,370	456,096	2,889,543	36,564,941	26,628,650
76	E03	기 타 갑 상 선 기 능 저 하 증	131,103	551,414	31,135,423	53,445,979	35,713,720
77	I67	기 타 뇌 혈 관 질 환	129,619	567,554	19,180,142	174,466,388	130,471,070
78	L24	자 극 물 접 촉 피 부 염	128,700	251,020	1,618,054	8,080,758	6,423,807
79	H36	달 리 분 류 된 질 환 에 서 의 망 막 장 애	128,299	357,005	10,560,492	43,750,973	29,105,719
80	S22	늑 골 , 흉 골 및 흉 추 의 골 절	124,969	949,766	6,186,594	137,809,872	98,898,714
81	K30	기 능 성 소 화 불 량	124,597	223,852	2,864,548	12,645,375	8,917,917
82	K25	위 궤 양	121,757	314,889	5,026,983	38,223,600	28,084,851
83	N39	비 뇨 계 통 의 기 타 장 애	120,885	536,136	6,027,427	103,239,837	77,553,654
84	M77	기 타 골 부 착 부 병 증	117,453	409,940	2,307,192	18,217,187	13,298,607
85	H90	전 음 성 및 감 각 신 경 성 청 력 소 실	114,860	209,166	1,608,319	19,398,001	12,319,143
86	E14	상 세 불 명 의 당 뇨 병	113,206	620,992	20,846,822	87,960,052	61,820,439
87	I11	고 혈 압 성 심 장 병	112,137	531,981	26,733,206	78,663,198	53,847,138
88	K07	치 아 얼 굴 이 상 [ 부 정 교 합 포 함 ]	110,755	194,395	630,301	7,760,442	5,521,048
89	J01	급 성 부 비 동 염	110,453	239,462	1,513,999	10,210,463	7,853,178
90	S23	흉곽의관절및인대의탈구, 염좌및긴장	108,844	227,589	1,175,577	11,059,210	8,107,693
91	K76	간 의 기 타 질 환	107,570	183,595	3,071,144	24,199,792	16,568,162
92	G44	기 타 두 통 증 후 군	107,263	238,699	4,770,098	27,668,624	17,062,140
93	S02	두 개 골 및 안 면 골 의 골 절	107,248	187,068	366,186	10,631,943	7,506,619
94	S32	요 추 및 골 반 의 골 절	106,975	1,215,594	8,519,638	193,937,382	139,146,088
95	H61	외 이 의 기 타 장 애	106,081	163,804	442,279	6,977,548	5,141,979
96	S93	발목및발부위의관절및인대의탈구, 염좌및긴장	101,740	301,395	1,362,391	14,662,927	10,746,728
97	Z03	의심되는질병및병태를위한의학적관찰및평가	101,178	272,371	934,329	19,244,346	12,376,244
98	R73	혈 당 치 상 승	97,164	162,634	3,645,129	10,989,871	7,404,214
99	Z00	호소증상및보고된진단명이없는사람의일반적검사및조사	95,557	110,858	1,012,078	6,360,156	4,136,408
100	H11	결 막 의 기 타 장 애	95,116	159,801	684,045	10,668,058	7,605,453

Note : Based on the Treatment Month (excluding herbal medicine, including pharmacy in Treatment Days Treatment Amount and Benefit Amount)

제VI-11표

Table VI-11

## 65세이상 노인 질병소분류별

## Inpatient Benefits by Frequency of Disease

순위 Rank	상병 기호 I.C.D	상 병 명 Diseases	진료실인원수 Patients	입내원일수 Visits	요양급여일수 Reimbursed Days	진료비 Medical Expense	급여비 Benefit
1	U07	U 0 7 의 응 급 사 용	302,689	3,195,237	3,884,631	918,932,830	779,997,658
2	H25	노 년 백 내 장	239,125	380,353	517,200	409,656,476	328,271,823
3	Z11	감염성및기생충성질환에대한특수선택검사	212,061	1,774,165	1,943,855	31,632,246	25,804,620
4	F00	알츠하이머병에서 치매 ( G 3 0 . - + )	120,017	20,362,193	20,687,340	1,703,558,248	1,281,700,257
5	J18	상 세 불 명 병 원 체 의 폐 렴	79,137	1,443,322	1,931,925	467,703,560	371,810,696
6	I63	뇌 경 색 증	79,100	5,791,030	7,053,183	1,137,311,696	903,802,364
7	M17	무 료 관 절 증	78,484	1,828,318	3,299,851	670,304,986	510,792,809
8	M48	기 타 척 추 병 증	69,047	851,510	1,939,580	215,940,737	161,304,226
9	S32	요 추 및 골 반 의 골 절	58,342	1,097,881	1,886,824	202,758,213	150,032,639
10	I20	협 심 증	51,568	271,247	1,042,492	275,080,330	246,549,300
11	M51	기 타 추 간 판 장 애	49,457	494,567	1,182,904	134,851,251	100,218,989
12	S22	늑 골 , 흉 골 및 흉 추 의 골 절	48,434	752,358	1,311,218	142,035,315	105,359,829
13	Z03	의심되는질병및병태를위한의학적관찰및평가	47,574	285,631	446,534	19,589,387	15,119,522
14	S72	대 퇴 골 의 골 절	46,619	2,069,822	2,914,047	488,019,350	370,759,439
15	R42	어 지 럼 증 및 어 지 럼	46,410	99,367	267,640	35,510,870	24,260,718
16	E11	2 형 당 뇨 병	45,634	803,063	1,358,420	126,020,083	96,641,328
17	A09	감염성및상세불명기타위장염및결장염	44,926	299,676	606,530	79,966,861	60,988,957
18	A41	기 타 패 혈 증	43,908	905,768	996,475	233,657,726	188,198,528
19	Z20	전 염 성 질 환 에 접 촉 및 노 출	36,882	250,335	281,817	9,415,012	7,643,214
20	M75	어 깨 병 변	35,385	345,169	786,071	133,678,408	100,053,130
21	K80	담 석 증	35,283	392,421	843,783	238,742,936	182,142,799
22	C34	기 관 지 및 폐 의 악 성 신 생 물	34,762	919,316	1,523,414	409,769,538	368,141,199
23	N18	만 성 신 장 병	34,405	1,641,720	2,004,103	371,655,566	319,333,893
24	H26	기 타 백 내 장	32,780	50,464	180,203	57,932,659	46,483,919
25	S52	아 래 팔 의 골 절	30,312	338,428	630,287	112,990,240	84,720,996
26	N39	비 뇨 계 통 의 기 타 장 애	29,290	376,664	627,837	113,637,683	88,616,789
27	G81	편 마 비	28,966	4,788,241	4,991,863	558,540,535	429,544,893
28	I10	본 태 성 ( 원 발 성 ) 고 혈 압	28,442	802,538	1,181,608	71,476,484	52,919,175
29	Z51	기타의학적관리를위하여보건서비스와접하고있는사람	27,908	515,634	1,720,317	287,791,550	266,879,714
30	S06	두 개 내 손 상	27,406	860,172	1,188,737	253,848,068	206,796,930
31	I50	심 부 전	27,034	526,212	849,472	168,521,702	134,976,034
32	H81	전 정 기 능 의 장 애	25,170	101,177	266,024	30,260,006	21,098,400
33	G20	파 킨 손 병	24,265	3,209,386	3,378,574	343,823,608	284,371,727
34	C16	위 의 악 성 신 생 물	23,408	568,791	1,011,691	229,989,026	204,295,119
35	S82	발 목 을 포 함 한 아 래 다 리 의 골 절	23,139	417,358	670,219	102,157,039	76,483,273
36	R10	복 부 및 골 반 통 증	22,735	59,364	160,449	19,749,783	14,593,880
37	C22	간 및 간 내 담 관 의 악 성 신 생 물	21,836	508,483	1,118,550	252,711,340	227,632,612
38	K64	치 핵 및 항 문 주 위 정 맥 혈 전 증	21,102	56,580	107,611	27,224,892	20,880,683
39	R07	목 구멍 및 가 숨 의 통 증	21,060	39,530	157,496	22,400,541	17,342,216
40	N40	전 립 선 증 식 증	20,866	104,065	320,683	43,174,977	32,908,791
41	I67	기 타 뇌 혈 관 질 환	20,560	254,473	571,040	131,468,961	111,977,406
42	J15	달 리 분 류 되 지 않 은 세 균 성 폐 렴	19,745	413,127	488,209	96,533,964	76,812,126
43	R50	기 타 및 원 인 미 상 의 열	19,610	105,457	179,578	25,172,573	18,975,179
44	K63	장 의 기 타 질 환	19,152	82,082	196,809	43,453,898	33,908,028
45	N10	급 성 세 뇨 관 - 간 질 신 장 염	18,914	243,084	417,348	74,649,559	57,321,415
46	C61	전 립 선 의 악 성 신 생 물	18,287	372,954	605,682	96,619,224	85,319,698
47	I25	만 성 허 혈 심 장 병	17,355	120,800	411,697	115,131,903	102,286,110
48	I21	급 성 심 근 경 색 증	17,300	190,069	409,991	232,358,659	213,067,050
49	C18	결 장 의 악 성 신 생 물	16,395	542,507	890,180	213,882,997	190,936,709
50	M54	등 통 증	16,212	114,948	208,462	22,120,988	16,390,161

주 : 진료일 기준 (한의학분류 제외)



# 입원 다빈도 상병 진료현황(계)

in elderly man above the age of 65(Total)

(단위 : 명, 일, 천원)

Unit : Person, Day, KRW 1,000

순위 Rank	상병 기호 I.C.D	상 병 명 Diseases	진료실인원수 Patients	입내원일수 Visits	요양급여일수 Reimbursed Days	진료비 Medical Expense	급여비 Benefit
51	K92	소 화 계 통 의 기 타 질 환	16,191	117,628	240,188	50,077,165	39,350,474
52	R06	호 흡 의 이 상	15,595	91,946	145,994	23,907,098	18,369,785
53	J69	고 체 및 액 체 에 의 한 폐 렴	15,385	367,370	482,465	137,607,073	110,623,913
54	I48	심 방 세 동 및 조 동	15,354	144,347	348,113	100,133,772	87,948,804
55	K40	사 타 구 니 탈 장	15,141	54,293	127,702	37,681,745	29,089,336
56	N17	급 성 신 부 전	14,338	237,097	360,372	92,864,308	73,874,948
57	I61	뇌 내 출 혈	13,877	1,513,717	1,717,797	305,883,870	250,010,052
58	S33	요추및골반의관절및인대의탈구,염좌및긴장	13,585	97,692	156,107	12,961,418	9,653,906
59	D12	결장, 직장, 항문및항문관의양성신생물	13,437	43,476	115,623	22,121,143	17,180,030
60	M43	기 타 변 형 성 등 병 증	13,199	182,722	437,102	67,362,532	50,674,604
61	S42	어 깨 및 위 팔 의 골 절	12,911	217,871	358,920	64,718,018	48,443,416
62	E87	수분, 전해질및산-염기균형의기타장애	12,705	121,873	221,838	37,244,078	28,808,043
63	I83	하 지 의 정 맥 류	12,565	21,806	108,767	10,466,056	8,129,319
64	N20	신 장 및 요 관 의 결 석	12,555	57,886	156,718	36,488,917	28,076,224
65	M23	무 료 의 내 부 장 애	12,368	112,826	253,069	32,978,915	24,220,139
66	J44	기 타 만 성 폐 색 성 폐 질 환	11,998	356,385	477,323	68,860,721	53,171,831
67	D13	기타및부위불명의소화계통의양성신생물	11,852	57,839	204,396	34,310,412	26,631,677
68	K56	탈장이지나지않는마비성장폐색증및장폐색	11,847	134,972	218,824	48,735,752	37,820,709
69	H35	기 타 망 막 장 애	11,826	42,601	90,382	41,127,601	32,921,901
70	E14	상 세 불 명 의 당 뇨 병	11,817	212,924	322,137	38,623,952	29,653,538
71	I46	심 장 정 지	11,440	50,120	58,375	44,148,311	36,129,428
72	K81	담 낭 염	11,296	157,499	283,957	73,794,903	55,659,893
73	R51	두 통	11,083	28,125	86,343	9,594,600	6,418,433
74	K35	급 성 총 수 염	11,002	78,787	134,647	52,209,377	38,606,918
75	C67	방 광 의 악 성 신 생 물	10,987	199,932	350,277	75,488,764	67,258,449
76	R55	실 신 및 허 탈	10,946	26,210	58,598	12,963,049	9,347,849
77	M19	기 타 관 절 증	10,725	169,642	352,939	68,521,968	51,534,568
78	M50	경 추 간 판 장 애	10,396	110,680	237,261	30,434,691	22,776,875
79	G45	일과성뇌허혈발작및관련증후군	10,270	58,215	151,728	23,581,201	16,156,093
80	S92	발 목 을 제 외 한 발 의 골 절	10,221	143,989	239,403	29,499,605	21,910,649
81	C25	체 장 의 악 성 신 생 물	10,178	381,800	797,488	155,004,071	140,041,912
82	C50	유 방 의 악 성 신 생 물	10,037	287,271	435,661	87,240,920	76,076,946
83	J20	급 성 기 관 지 염	9,469	59,445	120,434	7,592,765	5,749,505
84	G47	수 면 장 애	9,395	28,824	44,629	8,444,597	6,660,724
85	B02	대 상 포 진	9,364	95,293	171,921	18,409,392	13,923,659
86	K25	위 궤 양	9,124	90,421	200,875	36,496,816	28,477,886
87	L03	연 조 직 염	9,054	110,632	189,433	24,410,790	18,527,060
88	K29	위 염 및 십 이 지 장 염	8,586	36,493	91,370	9,032,363	6,857,110
89	K59	기 타 기 능 성 장 장 애	8,229	35,055	92,563	7,466,643	5,696,246
90	K83	담 도 의 기 타 질 환	7,946	95,308	202,550	47,189,941	37,875,863
91	L89	육 창 궤 양 및 압 박 부 위	7,934	350,154	384,847	46,297,165	35,469,202
92	J40	급성인지만성인지영시되지않은기관지염	7,898	57,858	118,773	9,562,333	7,247,771
93	C20	직 장 의 악 성 신 생 물	7,804	263,019	426,469	95,197,409	85,029,447
94	S62	손 목 및 손 부 위 의 골 절	7,487	59,969	117,392	15,999,713	11,928,970
95	Z47	기타정형외과적추적치료를위하여보건의서비스와접하고있는사람	7,167	40,271	116,200	14,270,362	10,733,158
96	J90	달 리 분 류 되 지 않 은 흉 막 삼 출 액	7,073	111,791	167,356	39,711,355	31,630,736
97	C24	담도의기타및상세불명부분의악성신생물	7,062	254,693	447,260	122,590,993	110,970,855
98	G82	하 반 신 마 비 및 사 지 마 비	7,016	996,469	1,069,058	133,035,366	103,465,727
99	M47	척 추 증	6,926	129,668	231,806	28,032,779	21,227,450
100	A04	기 타 세 균 성 장 감 염	6,915	93,643	153,426	27,799,600	21,884,516

Note : Based on the Treatment Month (excluding herbal medicine)

순위 Rank	상병 기호 I.C.D	상 병 명 Diseases	진료실인원수 Patients	입내원일수 Visits	요양급여일수 Reimbursed Days	진료비 Medical Expense	급여비 Benefit
1	U07	U 0 7 의 응 급 사 용	122,043	1,286,192	1,591,036	435,568,490	369,353,082
2	H25	노 년 백 내 장	102,118	158,721	218,660	171,079,944	137,028,293
3	Z11	감염성및기생충성질환에대한특수선별검사	100,313	790,799	876,846	15,076,207	12,398,038
4	J18	상 세 불 명 병 원 체 의 폐 렴	42,406	792,380	1,076,966	278,438,729	222,212,252
5	I63	뇌 경 색 증	38,635	2,314,192	2,968,413	514,591,521	410,963,033
6	F00	알츠하이머 병에 서 의 치 매 ( G 3 0 . - + )	32,164	4,362,872	4,473,331	373,224,060	281,813,642
7	I20	협 심 증	31,054	137,864	628,033	177,547,785	160,420,532
8	M48	기 타 척 추 병 증	26,141	289,990	707,673	84,758,995	63,309,492
9	Z03	의심되는질병및병태를위한의학적관찰및평가	24,639	140,367	236,917	11,849,300	9,128,241
10	C34	기 관 지 및 폐 의 악 성 신 생 물	24,366	609,873	1,045,061	292,854,670	263,823,219
11	E11	2 형 당 뇨 병	21,348	333,987	663,100	61,011,011	47,023,306
12	N40	전 립 선 증 식 증	20,866	104,065	320,683	43,174,977	32,908,791
13	M51	기 타 추 간 판 장 애	20,118	191,922	481,046	56,843,621	42,186,848
14	N18	만 성 신 장 병	18,630	704,613	905,958	178,699,194	153,886,559
15	C61	전 립 선 의 악 성 신 생 물	18,287	372,954	605,682	96,619,222	85,319,698
16	K80	담 석 증	17,851	184,128	413,387	122,236,351	93,277,068
17	R42	어 지 렴 증 및 어 지 렴	17,265	35,342	98,226	13,340,746	9,044,509
18	A41	기 타 패 혈 증	16,882	355,292	393,019	101,751,071	82,504,497
19	Z20	전 염 성 질 환 에 접 촉 및 노 출	16,583	100,513	115,413	3,718,323	3,048,291
20	Z51	기타의학적관리를위하여보건서비스와접하고있는사람	16,153	290,887	969,427	169,450,349	157,596,792
21	A09	감염성및상세불명기원의기타위장염및결장염	16,103	98,044	206,185	27,781,321	21,236,857
22	C16	위 의 악 성 신 생 물	15,691	345,445	650,076	154,311,350	137,293,129
23	C22	간 및 간 내 담 관 의 악 성 신 생 물	15,653	343,898	796,717	180,666,605	162,727,152
24	M17	무 료 관 절 증	15,584	304,758	578,612	118,068,096	89,736,598
25	S06	두 개 내 손 상	14,890	508,337	700,403	160,235,363	131,241,532
26	K40	사 타 구 니 탈 장	14,408	50,965	120,575	35,645,822	27,528,964
27	M75	어 깨 병 변	14,251	129,632	304,340	53,017,352	39,607,837
28	H26	기 타 백 내 장	14,053	21,187	75,606	24,292,742	19,484,292
29	S32	요 추 및 골 반 의 골 절	12,636	213,651	378,727	45,602,643	33,951,910
30	S22	늑 골 , 흉 골 및 흉 추 의 골 절	12,415	167,958	291,456	36,367,101	27,215,473
31	G81	편 마 비	11,969	1,775,985	1,874,093	216,819,947	167,134,322
32	I21	급 성 심 근 경 색 증	11,210	108,871	255,673	156,595,845	144,117,795
33	I25	만 성 허 혈 심 장 병	11,105	67,659	262,562	79,773,748	71,407,304
34	S72	대 퇴 골 의 골 절	10,993	418,251	611,637	112,712,456	86,010,397
35	I10	본 태 성 ( 원 발 성 ) 고 혈 압	10,832	219,689	457,418	20,646,233	15,343,908
36	K64	치 핵 및 항 문 주 위 정 맥 혈 전 증	10,775	28,279	54,449	13,830,703	10,611,980
37	K63	장 의 기 타 질 환	10,499	38,473	99,258	21,039,990	16,443,937
38	I50	심 부 전	10,469	168,152	299,355	69,830,884	56,777,797
39	R07	목 구 명 및 가 숨 의 통 증	10,163	18,084	76,390	10,601,955	8,242,584
40	J15	달 리 분 류 되 지 않 은 세 균 성 폐 렴	9,941	213,369	254,114	54,017,094	43,194,196
41	R10	복 부 및 골 반 통 증	9,304	21,887	60,618	7,767,526	5,751,398
42	J44	기 타 만 성 폐 색 성 폐 질 환	9,295	241,041	339,105	52,092,989	40,337,873
43	C67	방 광 의 악 성 신 생 물	8,939	150,111	272,147	60,410,008	53,827,701
44	C18	결 장 의 악 성 신 생 물	8,912	259,875	455,186	116,419,347	104,130,315
45	G20	파 킨 슨 병	8,892	879,450	950,157	102,853,805	85,542,293
46	J69	고 체 및 액 체 에 의 한 폐 렴	8,661	216,808	288,249	86,875,180	70,067,829
47	R50	기 타 및 원 인 미 상 의 열	8,657	43,388	77,270	11,292,604	8,516,496
48	H81	전 정 기 능 의 장 애	8,378	31,037	87,089	10,070,683	6,944,476
49	I48	심 방 세 동 및 조 동	8,052	59,086	174,284	59,297,006	52,952,704
50	D12	결장, 직장, 항문및항문관의양성신생물	7,804	24,606	66,874	12,662,793	9,871,093

주 : 진료일 기준 (한의학분류 제외)

# 입원 다빈도 상병 진료현황(남자)

in elderly man above the age of 65 (Male)

(단위 : 명, 일, 천원)

Unit : Person, Day, KRW 1,000

순위 Rank	상병 기호 I.C.D	상 병 명 Diseases	진료실인원수 Patients	입내원일수 Visits	요양급여일수 Reimbursed Days	진료비 Medical Expense	급여비 Benefit
51	K92	소 화 계 통 의 기 타 질 환	7,784	52,453	111,643	24,436,707	19,320,351
52	D13	기타및부위불명의소화계통의양성신생물	7,354	34,967	126,945	20,724,160	16,150,194
53	R06	호 흡 의 이 상	7,300	33,355	58,483	10,774,893	8,341,354
54	N39	비 뇨 계 통 의 기 타 장 애	7,207	102,153	170,486	31,931,254	25,080,979
55	N17	급 성 신 부 전	6,983	105,830	165,861	46,191,958	36,945,289
56	N20	신 장 및 요 관 의 결 석	6,977	27,443	82,992	19,431,626	14,972,064
57	S82	발 목 을 포 함 한 아 래 다 리 의 골 절	6,929	116,930	190,442	31,586,919	23,637,892
58	I46	심 장 정 지	6,596	29,103	34,433	28,154,246	23,228,821
59	K56	탈장 이 없는 마 비 성 장 폐 색 증 및 장 폐 색	6,344	68,489	112,443	26,228,016	20,427,849
60	I61	뇌 내 출 혈	6,065	585,349	674,493	128,396,937	105,555,135
61	I67	기 타 뇌 혈 관 질 환	5,973	67,626	150,330	34,587,570	29,159,720
62	E14	상 세 불 명 의 당 뇨 병	5,830	95,271	160,269	20,852,791	16,081,367
63	K81	담 낭 염	5,667	68,855	134,014	36,883,535	27,800,860
64	R55	실 신 및 허 탈	5,529	12,436	28,361	6,591,125	4,773,226
65	G47	수 면 장 애	5,391	14,101	23,542	4,798,004	3,795,558
66	H35	기 타 망 막 장 애	5,299	16,712	37,622	18,072,857	14,478,066
67	M54	등 통 증	5,227	32,875	69,275	7,435,866	5,508,493
68	K35	급 성 충 수 염	5,195	37,248	64,417	25,000,581	18,524,834
69	C25	체 장 의 악 성 신 생 물	5,100	180,339	399,835	78,810,836	71,171,097
70	I83	하 지 의 정 맥 류	4,887	8,995	41,233	4,443,876	3,450,465
71	M50	경 추 간 판 장 애	4,885	55,108	119,242	17,439,203	13,074,249
72	C20	직 장 의 악 성 신 생 물	4,843	146,208	257,647	59,969,232	53,669,473
73	K25	위 궤 양	4,637	41,783	98,575	18,664,434	14,604,572
74	G45	일 과 성 뇌 허 혈 발 작 및 관 련 증 후 군	4,612	22,437	65,195	10,371,575	7,087,625
75	L03	연 조 직 염	4,406	51,177	89,811	11,652,054	8,835,515
76	I65	뇌경색증을유발하지않은뇌전동맥의폐쇄및협착	4,305	39,326	114,759	25,092,771	21,301,458
77	E87	수분, 전해질및산-염기균형의기타장애	4,304	38,874	72,786	12,773,853	9,937,970
78	K83	담 도 의 기 타 질 환	4,183	48,746	107,229	25,523,739	20,608,270
79	S33	요추및골반의관절및인대의탈구, 염좌및긴장	4,177	28,014	47,431	4,023,220	2,990,785
80	S52	아 래 팔 의 골 절	4,168	41,624	81,099	15,278,393	11,438,841
81	C24	담도의기타및상세불명부분의악성신생물	4,098	137,697	253,147	72,755,913	65,940,210
82	J84	기 타 간 질 성 폐 질 환	4,030	76,465	121,080	32,007,925	26,748,071
83	M43	기 타 변 형 성 등 병 증	3,991	49,529	123,634	20,214,292	15,200,944
84	F10	알콜 사 용 의 한 정 신 및 행 동 장 애	3,941	568,394	620,452	53,696,747	40,623,859
85	M23	무 료 의 내 부 장 애	3,940	30,649	72,268	9,609,738	7,048,196
86	S62	손 목 및 손 부 위 의 골 절	3,818	29,419	57,613	8,388,817	6,254,027
87	S42	어 깨 및 위 팔 의 골 절	3,725	51,531	90,099	16,770,478	12,528,990
88	J90	달 리 분 류 되 지 않 은 흉 막 삼 출 액	3,672	52,368	81,175	20,682,658	16,523,168
89	J20	급 성 기 관 지 염	3,630	21,397	45,800	2,870,931	2,172,112
90	K59	기 타 기 능 성 장 장 애	3,623	13,949	42,088	3,253,417	2,490,924
91	S92	발 목 을 제 외 한 발 의 골 절	3,588	50,415	84,870	11,560,845	8,568,106
92	R51	두 통	3,491	8,157	25,828	2,872,103	1,906,942
93	J96	달 리 분 류 되 지 않 은 호 흡 부 전	3,455	94,156	124,393	48,932,129	39,323,403
94	I70	죽 상 경 화 증	3,417	47,893	96,023	32,933,768	25,783,406
95	N10	급 성 세 뇨 관 - 간 질 신 장 염	3,374	47,407	81,318	15,051,876	11,687,401
96	S01	머 리 의 열 린 상 처	3,347	9,821	22,174	3,163,332	2,287,959
97	G82	하 반 신 마 비 및 사 지 마 비	3,336	429,954	470,585	60,607,228	47,187,534
98	I71	대 동 맥 상 맥 류 및 박 리	3,285	56,777	99,715	73,268,187	64,030,379
99	B02	대 상 포 진	3,256	31,622	57,949	6,519,475	4,933,000
100	K75	기 타 염 증 성 간 질 환	3,125	52,679	91,902	20,828,847	16,174,427

Note : Based on the Treatment Month (excluding herbal medicine)

순위 Rank	상병 기호 I.C.D	상 병 명 Diseases	진료실인원수 Patients	입내원일수 Visits	요양급여일수 Reimbursed Days	진료비 Medical Expense	급여비 Benefit
1	U07	U 0 7 의 응 급 사 용	180,646	1,909,045	2,293,595	483,364,340	410,644,577
2	H25	노 년 백 내 장	137,007	221,632	298,540	238,576,532	191,243,530
3	Z11	감염성및기생충성질환에대한특수선별검사	111,748	983,366	1,067,009	16,556,039	13,406,582
4	F00	알츠하이머 병에 서 의 치 매 ( G 3 0 . - + )	87,853	15,999,321	16,214,009	1,330,334,188	999,886,615
5	M17	무 료 관 절 증	62,900	1,523,560	2,721,239	552,236,890	421,056,210
6	S32	요 추 및 골 반 의 골 절	45,706	884,230	1,508,097	157,155,571	116,080,729
7	M48	기 타 척 추 병 증	42,906	561,520	1,231,907	131,181,742	97,994,734
8	I63	뇌 경 색 증	40,465	3,476,838	4,084,770	622,720,175	492,839,331
9	J18	상 세 불 명 병 원 체 의 폐 렴	36,731	650,942	854,959	189,264,831	149,598,443
10	S22	늑 골 , 흉 골 및 흉 추 의 골 절	36,019	584,400	1,019,762	105,668,214	78,144,357
11	S72	대 퇴 골 의 골 절	35,626	1,651,571	2,302,410	375,306,894	284,749,042
12	M51	기 타 추 간 판 장 애	29,339	302,645	701,858	78,007,630	58,032,142
13	R42	어 지 럼 증 및 어 지 럼	29,145	64,025	169,414	22,170,124	15,216,209
14	A09	감염성및상세불명기의기타위장염및결장염	28,823	201,632	400,345	52,185,540	39,752,101
15	A41	기 타 패 혈 증	27,026	550,476	603,456	131,906,656	105,694,031
16	S52	아 래 팔 의 골 절	26,144	296,804	549,188	97,711,848	73,282,155
17	E11	2 형 당 뇨 병	24,286	469,076	695,320	65,009,072	49,618,022
18	Z03	의심되는질병및병태를위한의학적관찰및평가	22,935	145,264	209,617	7,740,088	5,991,281
19	N39	비 뇨 계 통 의 기 타 장 애	22,083	274,511	457,351	81,706,429	63,535,810
20	M75	어 깨 병 변	21,134	215,537	481,731	80,661,056	60,445,293
21	I20	협 심 증	20,514	133,383	414,459	97,532,545	86,128,767
22	Z20	전 염 성 질 환 에 접 촉 및 노 출	20,299	149,822	166,404	5,696,689	4,594,923
23	H26	기 타 백 내 장	18,727	29,277	104,597	33,639,917	26,999,627
24	I10	본 태 성 ( 원 발 성 ) 고 혈 압	17,610	582,849	724,190	50,830,251	37,575,267
25	K80	담 석 증	17,432	208,293	430,396	116,506,585	88,865,730
26	G81	편 마 비	16,997	3,012,256	3,117,770	341,720,587	262,410,571
27	H81	전 정 기 능 의 장 애	16,792	70,140	178,935	20,189,322	14,153,924
28	I50	심 부 전	16,565	358,060	550,117	98,690,818	78,198,237
29	S82	발 목 을 포 함 한 아 래 다 리 의 골 절	16,210	300,428	479,777	70,570,120	52,845,381
30	N18	만 성 신 장 병	15,775	937,107	1,098,145	192,956,372	165,447,333
31	N10	급 성 세 뇨 관 - 간 질 신 장 염	15,540	195,677	336,030	59,597,683	45,634,014
32	G20	파 킨 스 병	15,373	2,329,936	2,428,417	240,969,803	198,829,434
33	I67	기 타 뇌 혈 관 질 환	14,587	186,847	420,710	96,881,391	82,817,686
34	R10	복 부 및 골 반 통 증	13,431	37,477	99,831	11,982,257	8,842,482
35	S06	두 개 내 손 상	12,516	351,835	488,334	93,612,705	75,555,398
36	Z51	기타의학적관리를위하여보건서비스와접하고있는사람	11,755	224,747	750,890	118,341,201	109,282,922
37	M54	등 통 증	10,985	82,073	139,187	14,685,122	10,881,668
38	R50	기 타 및 원 인 미 상 의 열	10,953	62,069	102,308	13,879,969	10,458,684
39	R07	목 구멍 및 가 숨 의 통 증	10,897	21,446	81,106	11,798,586	9,099,632
40	C34	기 관 지 및 폐 의 악 성 신 생 물	10,396	309,443	478,353	116,914,868	104,317,980
41	K64	치 핵 및 항 문 주 위 정 맥 혈 전 증	10,327	28,301	53,162	13,394,189	10,268,704
42	C50	유 방 의 악 성 신 생 물	9,939	284,641	431,337	86,359,205	75,290,457
43	J15	달 리 분 류 되 지 않 은 세 균 성 폐 렴	9,804	199,758	234,095	42,516,870	33,617,930
44	S33	요추및골반의관절및인대의탈구,염좌및긴장	9,408	69,678	108,676	8,938,199	6,663,121
45	M43	기 타 변 형 성 등 병 증	9,208	133,193	313,468	47,148,240	35,473,659
46	S42	어 깨 및 위 팔 의 골 절	9,186	166,340	268,821	47,947,540	35,914,427
47	K63	장 의 기 타 질 환	8,653	43,609	97,551	22,413,909	17,464,090
48	M23	무 료 의 내 부 장 애	8,428	82,177	180,801	23,369,178	17,171,943
49	K92	소 화 계 통 의 기 타 질 환	8,407	65,175	128,545	25,640,457	20,030,123
50	E87	수분, 전해질및산-염기균형의기타장애	8,401	82,999	149,052	24,470,225	18,870,073

주 : 진료일 기준 (한의학분류 제외)

# 입원 다빈도 상병 진료현황(여자)

in elderly man above the age of 65 (Female)

(단위 : 명, 일, 천원)

Unit : Person, Day, KRW 1,000

순위 Rank	상병 기호 I.C.D	상 병 명 Diseases	진료실인원수 Patients	입내원일수 Visits	요양급여일수 Reimbursed Days	진료비 Medical Expense	급여비 Benefit
51	R06	호흡의이상	8,295	58,591	87,511	13,132,205	10,028,431
52	M19	기타관절증	8,043	133,844	276,572	53,458,585	40,240,070
53	I61	뇌내출혈	7,812	928,368	1,043,304	177,486,933	144,454,917
54	C16	위악성신생물	7,717	223,346	361,615	75,677,676	67,001,990
55	I83	하지정맥류	7,678	12,811	67,534	6,022,180	4,678,854
56	R51	두통	7,592	19,968	60,515	6,722,497	4,511,491
57	C18	결장악성신생물	7,483	282,632	434,994	97,463,650	86,806,394
58	N17	급성신부전	7,355	131,267	194,511	46,672,350	36,929,660
59	I48	심방세동및조동	7,302	85,261	173,829	40,836,766	34,996,100
60	J69	고체및액체에의한폐렴	6,724	150,562	194,216	50,731,893	40,556,084
61	S92	발목을제외한발의골절	6,633	93,574	154,533	17,938,760	13,342,543
62	H35	기타망막장애	6,527	25,889	52,760	23,054,745	18,443,836
63	I25	만성허혈심장병	6,250	53,141	149,135	35,358,155	30,878,806
64	C22	간및내관악성신생물	6,183	164,585	321,833	72,044,735	64,905,460
65	B02	대상포진	6,108	63,671	113,972	11,889,917	8,990,659
66	I21	급성심근경색증	6,090	81,198	154,318	75,762,814	68,949,255
67	E14	상세불명 의당뇨병	5,987	117,653	161,868	17,771,161	13,572,171
68	J20	급성기관지염	5,839	38,048	74,634	4,721,834	3,577,392
69	K35	급성충수염	5,807	41,539	70,230	27,208,796	20,082,084
70	K29	위염및십이지장염	5,694	24,248	58,995	5,941,117	4,504,702
71	G45	일과성뇌허혈발작및관련증후군	5,658	35,778	86,533	13,209,626	9,068,468
72	D12	결장, 직장, 항문및항문관의양성신생물	5,633	18,870	48,749	9,458,350	7,308,937
73	K81	담낭염	5,629	88,644	149,943	36,911,368	27,859,033
74	N20	신장및요관의결석	5,578	30,443	73,726	17,057,290	13,104,160
75	M50	경추간판장애	5,511	55,572	118,019	12,995,487	9,702,627
76	K56	탈장이없는마비성장폐색및장폐색	5,503	66,483	106,381	22,507,736	17,392,860
77	R55	실신및허탈	5,417	13,774	30,237	6,371,924	4,574,623
78	Z47	기타정형외과적추적치료를위하여보건서비스와접하고있는사람	5,163	29,180	84,021	10,248,405	7,718,645
79	L89	육창궤양및압박부위	5,122	243,286	264,626	30,204,443	23,129,177
80	C25	체장의악성신생물	5,078	201,461	397,653	76,193,235	68,870,815
81	I46	심장정지	4,844	21,017	23,942	15,994,065	12,900,607
82	J40	급성인지만성인지명시되지않은기관지염	4,786	36,455	72,810	5,826,574	4,407,271
83	L03	연조직염	4,648	59,455	99,622	12,758,736	9,691,546
84	K59	기타기능성장장애	4,606	21,106	50,475	4,213,226	3,205,322
85	A04	기타세균성장감염	4,551	63,735	103,430	18,440,787	14,479,443
86	D13	기타및부위불명의소화계통의양성신생물	4,498	22,872	77,451	13,586,252	10,481,483
87	F03	상세불명 의치매	4,497	480,868	490,850	40,450,796	30,342,184
88	K25	위궤양	4,487	48,638	102,300	17,832,382	13,873,314
89	S83	무릎의관절및인대의탈구, 염좌및긴장	4,404	49,309	86,050	9,229,795	6,766,445
90	M65	운동장애및힘줄운동장애	4,361	30,105	69,074	7,171,193	5,351,513
91	M47	척추증식	4,286	80,159	140,871	15,003,139	11,365,223
92	J45	천식	4,252	112,168	151,226	16,321,503	12,425,380
93	N81	여성식기탈출	4,172	23,363	47,458	13,726,906	10,349,619
94	K21	위식도역류병	4,151	24,344	63,446	5,215,970	3,890,134
95	G30	알츠하이머병	4,090	553,774	569,228	47,694,446	36,099,622
96	G47	수면장애	4,004	14,723	21,087	3,646,593	2,865,166
97	G44	기타두통증후군	3,985	14,550	41,268	4,386,502	2,921,600
98	K83	담도염	3,763	46,562	95,321	21,666,203	17,267,593
99	N30	방광염	3,757	33,143	64,733	8,369,118	6,452,395
100	G82	하반신마비및사지마비	3,680	566,515	598,473	72,428,138	56,278,193

Note : Based on the Treatment Month (excluding herbal medicine)

제VI-12표

Table VI-12

## 65세이상 노인 질병소분류별

## Outpatient Benefits by Frequency of Disease

순위 Rank	상병 기호 I.C.D	상 병 명 Diseases	진료실인원수 Patients	입내원일수 Visits	요양급여일수 Reimbursed Days	진료비 Medical Expense	급여비 Benefit
1	K05	치 은 염 및 치 주 질 환	3,758,774	9,590,737	20,310,889	455,461,494	324,184,162
2	U07	U 0 7 의 응 급 사 용	3,343,435	11,939,666	33,649,794	836,073,272	555,480,247
3	I10	본 태 성 ( 원 발 성 ) 고 혈 압	3,302,500	24,127,101	924,977,416	2,167,827,302	1,576,420,194
4	J20	급 성 기 관 지 염	1,893,781	4,471,164	31,143,882	166,694,874	132,168,957
5	M17	무 료 관 절 증	1,772,178	11,160,077	107,627,252	676,497,505	467,223,609
6	M54	등 통 증	1,705,026	10,306,357	57,938,746	511,530,476	381,348,091
7	E11	2 형 당 뇨 병	1,595,072	11,087,796	416,070,988	1,387,628,851	973,793,205
8	K21	위 - 식 도 역 류 병	1,350,575	3,462,286	70,378,734	245,511,187	173,538,867
9	K29	위 염 및 십 이 지 장 염	1,262,036	2,692,725	39,023,546	159,264,259	115,041,084
10	M48	기 타 척 추 병 증	1,214,913	7,885,455	70,348,909	488,062,027	348,572,808
11	K08	치 아 및 지 지 구 조 의 기 타 장 애	1,202,291	3,586,044	6,651,235	1,646,861,898	1,157,419,951
12	L23	엘 러 지 성 접 촉 피 부 염	981,261	2,435,482	17,477,975	79,351,409	63,575,843
13	K04	치 수 및 근 단 주 위 조 직 의 질 환	913,912	3,030,926	5,266,147	138,286,202	99,438,377
14	N40	전 립 선 증 식 증	904,686	4,428,998	187,449,376	464,557,193	310,505,273
15	E78	지 질 단 백 질 대 사 장 애 및 기 타 지 질 증	855,154	3,143,249	164,175,820	323,456,826	228,733,976
16	K02	치 아 우 식	854,158	1,391,754	2,104,920	64,731,931	46,166,999
17	H10	결 막	837,738	1,776,080	7,389,805	79,200,533	60,790,219
18	M79	달 리 분 류 되 지 않 은 기 타 연 조 직 장 애	832,921	2,475,696	15,818,129	92,059,304	69,060,197
19	M75	어 깨 병	810,664	4,094,932	24,894,014	200,644,085	142,294,201
20	Z11	감염성및기생충성질환에대한특수선별검사	768,964	1,374,909	3,147,237	70,722,471	47,252,198
21	Z46	기타장치의부착및조정을위하여보건서비스와접하고있는사람	757,941	1,209,534	1,348,186	101,140,177	72,033,333
22	J30	혈 관 운 동 성 및 엘 러 지 성 비 염	757,195	1,661,328	16,880,284	65,178,947	50,591,467
23	H25	노 년 백 내 장	755,819	2,140,837	9,336,087	156,167,533	112,709,691
24	H04	눈 물 계 통 의 장 애	744,570	1,646,943	9,178,050	94,431,119	69,755,368
25	M81	병 적 골 절 이 없 는 골 다 공 증	743,284	2,232,149	64,030,651	212,242,698	147,383,540
26	J06	다발성및상세불명부위의급성상기도감염	713,893	1,380,553	8,968,668	48,781,538	39,644,198
27	J00	급 성 비 인 두 염 [ 감 기 ]	675,775	1,428,823	8,629,518	40,359,718	33,242,531
28	M51	기 타 추 간 판 장 애	650,603	3,780,568	31,816,718	228,067,884	157,998,487
29	B35	백 선 증	618,044	1,533,001	13,388,797	71,190,909	53,780,797
30	H35	기 타 망 막 장 애	580,060	1,678,239	18,153,424	331,699,618	258,652,889
31	K59	기 타 기 능 성 장 장 애	547,703	1,091,910	16,442,520	64,754,554	44,987,664
32	M47	척 추 증	540,811	3,009,126	18,216,907	166,020,215	122,336,423
33	K03	치 아 경 조 직 의 기 타 질 환	536,364	818,674	1,375,402	47,939,182	34,130,893
34	H40	녹 내 장	496,749	1,689,551	13,402,707	211,792,354	141,364,646
35	F00	알츠하이머병에서 의치매 ( G 3 0 . - + )	491,047	2,861,455	104,109,840	477,631,111	343,535,505
36	M19	기 타 관 절 증	486,065	1,585,622	25,590,831	106,056,823	68,587,257
37	R10	복 부 및 골 반 통 증	479,306	845,663	9,557,593	91,375,816	55,013,880
38	J02	급 성 인 두 염	472,661	859,323	5,087,283	30,590,115	25,034,848
39	M13	기 타 관 절 염	457,318	1,605,505	16,601,919	75,664,080	55,566,542
40	A09	감염성및상세불명기원의기타위장염및결장염	452,618	764,877	6,389,113	42,600,320	29,599,624
41	I20	협 심 증	443,890	1,607,729	116,737,610	385,220,923	251,778,032
42	H81	전 정 기 능 의 장 애	432,757	1,145,587	19,462,856	105,013,932	70,336,790
43	S33	요추및골반의관절및인대의탈구,염좌및긴장	432,461	1,540,419	7,958,717	70,931,929	52,677,186
44	L50	두 드 러 기	425,353	978,653	9,108,251	34,379,953	26,602,325
45	N30	방 광 염	403,369	1,050,653	9,853,914	53,978,344	39,026,753
46	K58	과 민 대 장 증 후 군	395,128	704,900	7,115,762	48,990,986	34,371,390
47	J40	급성인지만성인지명시되지않은기관지염	394,641	835,642	7,024,166	36,308,625	26,962,895
48	Z20	전 연 성 질 환 에 접 촉 및 노 출	391,117	581,111	1,776,083	30,677,022	23,889,215
49	M25	달 리 분 류 되 지 않 은 기 타 관 절 장 애	391,103	1,311,832	9,664,498	59,655,081	42,780,043
50	H60	외 이 염	389,934	1,068,948	3,386,936	26,873,260	21,969,350

주 : 진료일 기준 (한의학분류 제외, 요양급여일수, 진료비와 급여비는 약국포함)

# 외래 다빈도 상병 진료현황(계)

in elderly man above the age of 65 (Total)

(단위 : 명, 일, 천원)

Unit : Person, Day, KRW 1,000

순위 Rank	상병 기호 I.C.D	상 병 명 Diseases	진료실인원수 Patients	입내원일수 Visits	요양급여일수 Reimbursed Days	진료비 Medical Expense	급여비 Benefit
51	J04	급 성 후 두 염 및 기 관 염	386,715	838,700	5,557,562	30,467,656	24,439,325
52	J03	급 성 편 도 염	363,609	703,145	4,161,049	24,892,044	20,051,482
53	K63	장 의 기 타 질 환	360,745	532,914	4,990,358	167,252,862	107,361,501
54	M65	윤 활 막 염 및 힘 줄 윤 활 막 염	349,555	1,171,111	6,612,780	45,963,782	33,728,721
55	H16	각 막	348,435	815,067	3,860,279	44,171,758	32,233,002
56	R42	어 지 럼 증 및 어 지 럼	347,987	691,586	14,409,322	73,787,808	43,396,675
57	I63	뇌 경 색 증	344,915	1,529,913	90,132,036	365,371,563	240,725,757
58	N31	달리분류되지않은방광의신경근육기능장애	306,844	954,769	35,594,814	88,329,424	60,043,941
59	L30	기 타 피 부 염	298,913	652,384	5,904,420	26,023,613	18,476,258
60	H52	굴 절 및 조 절 의 장 애	293,996	473,203	2,546,238	42,476,394	30,466,686
61	G47	수 면 장 애	291,620	980,215	26,309,596	52,097,413	37,112,993
62	R07	목 구멍 및 가 숨 의 통 증	282,149	508,943	12,501,427	71,594,316	41,732,099
63	F06	뇌손상,뇌기능이상및신체질환에의한기타정신장애	269,985	845,880	39,158,540	111,273,867	74,062,049
64	M50	경 추 간 판 장 애	267,176	1,404,224	9,113,194	75,630,332	53,256,417
65	L03	연 조 직 염	255,517	664,342	3,428,786	25,107,233	18,223,306
66	R51	두 통	247,995	447,082	9,118,346	48,324,194	27,062,914
67	L24	자 극 물 접 촉 피 부 염	239,092	507,666	3,601,360	16,953,389	13,329,038
68	J45	천 식	237,056	796,501	19,501,953	77,075,876	52,575,462
69	H36	달 리 분 류 된 질 환 에 서 의 망 막 장 애	236,139	656,320	18,900,193	81,065,131	52,750,344
70	H26	기 타 백 내 장	235,057	540,469	3,053,289	95,348,708	62,747,515
71	K52	기 타 비 감 염 성 위 장 염 및 결 장 염	234,863	390,218	2,716,274	17,293,186	12,984,150
72	K12	구 내 염 및 관 련 병 변	229,777	438,353	1,853,374	11,875,517	9,314,080
73	F41	기 타 불 안 장 애	229,306	1,193,027	27,183,423	66,055,810	49,315,825
74	H90	전 음 성 및 감 각 신 경 성 청 력 소 실	224,050	410,101	3,204,415	31,614,031	19,858,470
75	F32	우 울 에 피 소 드	223,445	1,597,686	38,588,402	100,521,519	74,051,583
76	Z96	기 타 기 능 성 삼 입 물 의 존 재	221,283	663,005	3,013,653	45,574,591	31,697,021
77	S02	두 개 골 및 안 면 골 의 골 절	217,581	362,102	733,930	15,416,310	10,598,842
78	K25	위 궤 양	215,810	479,921	9,089,148	38,193,191	26,304,452
79	M77	기 타 골 부 착 부 병 증	214,414	739,356	4,254,916	30,527,365	22,199,562
80	K07	치 아 열 골 이 상 [ 부 정 교 합 포 함 ]	211,985	351,686	1,040,620	13,375,291	9,599,289
81	E14	상 세 불 명 의 당 뇨 병	211,067	991,145	40,743,868	136,187,231	93,060,321
82	B02	대 상 포 진	209,994	664,172	4,727,756	41,637,076	29,647,458
83	G31	달리분류되지않은신경계통의기타퇴행성질환	209,598	654,832	28,315,702	65,958,917	48,098,239
84	K30	기 능 성 소 화 불 량	203,881	367,404	4,930,278	19,531,137	13,499,304
85	J01	급 성 부 비 동 염	198,434	440,144	2,858,018	17,991,031	13,831,231
86	N18	만 성 신 장 병	197,004	5,508,717	50,684,375	1,140,627,954	992,767,392
87	I67	기 타 뇌 혈 관 질 환	192,425	579,101	28,378,136	116,215,729	71,159,707
88	K76	간 의 기 타 질 환	188,607	308,639	5,760,472	35,396,711	23,458,160
89	L21	지 루 피 부 염	187,430	420,919	3,362,485	14,815,989	11,479,820
90	H61	외 이 의 기 타 장 애	186,058	296,830	781,943	12,427,203	9,090,140
91	I48	심 방 세 동 및 조 동	185,691	751,527	49,757,526	196,543,968	128,121,525
92	I11	고 혈 압 성 심 장 병	177,843	770,005	41,985,663	113,025,772	76,267,424
93	T85	기타내부인공삽입장치,삽입물및이식편의합병증	176,506	230,542	407,469	11,406,010	8,010,397
94	L02	피 부 의 농 양 , 종 기 및 큰 종 기	175,722	467,530	2,142,317	16,223,148	12,369,002
95	D12	결장, 직장, 항문및항문관의양성신 생물	175,624	288,970	3,713,674	59,688,257	36,449,773
96	H11	결 막 의 기 타 장 애	174,720	292,776	1,192,300	19,034,246	13,472,253
97	E03	기 타 갑 상 선 기 능 저 하 증	169,785	690,159	39,749,770	65,159,800	43,110,157
98	S23	흉곽의관절및인대의탈구,염좌및긴장	168,899	341,486	1,779,106	15,592,664	11,406,213
99	S22	늑 골 , 흉 골 및 흉 추 의 골 절	168,527	537,474	6,731,654	44,264,215	28,611,232
100	R73	혈 당 치 상 승	163,866	269,857	5,861,537	17,386,983	11,688,208

Note : Based on the Treatment Month (excluding herbal medicine, including pharmacy in Treatment Amount and Benefit Amount)

순위 Rank	상병 기호 I.C.D	상 병 명 Diseases	진료실인원수 Patients	입내원일수 Visits	요양급여일수 Reimbursed Days	진료비 Medical Expense	급여비 Benefit
1	K05	치 은 염 및 치 주 질 환	1,764,852	4,612,144	10,024,300	217,979,668	154,959,304
2	U07	U 0 7 의 응 급 사 용	1,404,719	5,015,865	13,790,002	353,724,952	233,586,880
3	I10	본 태 성 ( 원 발 성 ) 고 혈 압	1,347,732	9,585,887	371,360,468	851,868,534	617,536,760
4	N40	전 립 선 증 식 증	904,686	4,428,998	187,449,376	464,557,193	310,505,273
5	J20	급 성 기 관 지 염	786,235	1,852,708	12,894,510	68,952,941	54,527,334
6	E11	2 형 당 뇨 병	767,021	5,305,578	201,042,260	655,088,435	457,215,495
7	M54	등 통 증	624,618	3,519,607	19,950,004	177,725,090	131,306,034
8	K08	치 아 및 지 지 구 조 의 기 타 장 애	586,202	1,743,124	3,245,907	801,471,552	562,809,997
9	K21	위 - 식 도 역 류 병	557,389	1,440,753	30,084,991	104,336,689	73,013,361
10	M17	무 료 관 절 증	513,524	3,035,387	29,240,664	179,239,179	122,608,902
11	K29	위 염 및 십 이 지 장 염	506,052	1,085,007	16,143,130	66,772,990	47,672,163
12	K04	치 수 및 근 단 주 위 조 직 의 질 환	462,131	1,565,939	2,749,092	71,773,076	51,495,181
13	L23	엘 러 지 성 접 촉 피 부 염	433,538	1,186,188	9,185,007	39,908,341	31,711,320
14	M48	기 타 척 추 병 증	431,122	2,789,449	25,160,833	171,471,837	120,481,497
15	K02	치 아 우 식	394,572	655,021	1,003,634	30,797,193	21,875,086
16	J30	혈 관 운 동 성 및 엘 러 지 성 비 염	369,001	860,614	8,999,237	33,693,473	25,970,892
17	Z46	기타장치의부착및조정을위하여보건서비스와접하고있는사람	361,369	587,358	654,901	48,735,818	34,665,259
18	H10	결 막 염	321,793	682,267	2,684,067	29,618,553	22,745,310
19	M75	어 깨 병 변	314,480	1,560,323	9,699,176	77,022,737	53,974,768
20	Z11	감염성및기생충성질환에대한특수선택검사	313,877	507,357	1,217,250	27,330,294	18,249,403
21	H25	노 년 백 내 장	312,948	885,785	4,146,221	64,234,977	45,936,789
22	B35	백 선 증	309,464	769,170	6,821,720	35,490,447	26,696,681
23	M79	달 리 분 류 되 지 않 은 기 타 연 조 직 장 애	308,506	884,005	5,349,892	32,228,167	24,136,795
24	J06	다발성및상세불명부위의급성상기도감염	292,152	563,088	3,646,910	19,842,220	16,064,364
25	J00	급 성 비 인 두 염 [ 감 기 ]	277,065	582,872	3,535,939	16,485,984	13,518,704
26	E78	지 질 단 백 질 대 사 장 애 및 기 타 지 질 증	273,742	911,717	48,747,292	101,586,893	71,462,176
27	K03	치 아 경 조 직 의 기 타 질 환	265,968	411,434	694,773	24,845,613	17,620,798
28	K59	기 타 기 능 성 장 장 애	265,256	564,640	8,773,733	32,820,673	22,606,193
29	H04	눈 물 계 통 의 장 애	258,752	572,914	3,330,240	31,835,643	23,320,034
30	I20	협 심 증	249,011	896,010	66,472,780	218,842,745	141,756,047
31	M51	기 타 추 간 판 장 애	243,021	1,406,919	11,870,623	84,789,950	57,928,503
32	H35	기 타 망 막 장 애	240,777	768,984	7,925,731	168,953,290	135,353,146
33	H40	녹 내 장	221,799	784,150	6,065,986	96,487,157	63,847,820
34	M47	척 추 증	197,820	1,057,564	6,352,951	58,487,145	42,671,568
35	K63	장 의 기 타 질 환	195,757	291,033	2,711,196	92,530,632	58,968,605
36	J02	급 성 인 두 염	191,548	345,039	2,036,157	12,265,261	9,996,874
37	A09	감염성및상세불명기원의기타위장염및결장염	186,823	315,213	2,586,376	17,440,413	12,117,144
38	I63	뇌 경 색 증	186,406	819,079	49,478,854	197,515,354	129,127,386
39	L50	두 드 러 기	181,578	452,717	4,390,173	16,135,433	12,430,386
40	K58	과 민 대 장 증 후 군	179,412	326,507	3,360,343	23,410,213	16,351,506
41	S33	요 추 및 골반의관절및인대의탈구,염좌및긴장	176,946	603,285	3,088,522	27,666,806	20,464,703
42	R10	복 부 및 골 반 통 증	175,803	314,936	3,631,976	34,554,898	20,457,757
43	J40	급성인지만성인지명시되지않은기관지염	167,855	360,503	3,063,236	15,786,020	11,608,450
44	H60	외 이 염	167,751	490,383	1,501,674	12,197,837	9,932,508
45	J04	급 성 후 두 염 및 기 관 염	161,624	353,408	2,383,393	12,896,816	10,301,668
46	Z20	전 염 성 질 환 에 접 촉 및 노 출	161,329	232,573	682,824	12,281,350	9,577,340
47	M19	기 타 관 절 증	160,686	521,693	6,938,278	31,186,822	20,405,854
48	M13	기 타 관 절 염	154,334	526,125	5,271,344	24,109,143	17,650,539
49	J03	급 성 편 도 염	146,635	281,594	1,661,724	9,888,811	7,957,357
50	L30	기 타 피 부 염	145,479	348,770	3,510,551	14,693,378	10,176,862

주 : 진료일 기준 (한의원류 제외, 급여일수, 진료비와 급여비는 약국포함)



# 외래 다빈도 상병 진료현황(남자)

in elderly man above the age of 65 (Male)

(단위 : 명, 일, 천원)

Unit : Person, Day, KRW 1,000

순위 Rank	상병 기호 I.C.D	상 병 명 Diseases	진료실인원수 Patients	입내원일수 Visits	요양급여일수 Reimbursed Days	진료비 Medical Expense	급여비 Benefit
51	H81	전 정 기능 의 장애	143,473	386,543	6,784,928	35,529,742	23,490,286
52	M25	달리분류되지 않은 기타 관절 장애	142,296	456,149	3,288,274	20,775,428	14,804,493
53	F00	알츠하이머병에서의 치매 (G30.-+)	139,941	745,382	27,518,511	128,726,991	90,907,037
54	H16	각막염	132,327	311,282	1,391,702	16,245,601	11,781,407
55	M65	윤활막염 및 힘줄 윤활막염	131,611	431,441	2,427,120	16,766,949	12,276,500
56	R42	어지럼증 및 어지럼	126,196	257,872	5,691,701	28,132,924	16,057,162
57	R07	목구멍 및 가슴의 통증	123,679	223,900	5,481,113	31,712,170	18,388,800
58	G47	수면 장애	122,667	432,523	11,134,532	22,014,047	15,560,855
59	H52	굴절 및 조절의 장애	122,341	196,974	1,019,030	17,260,014	12,390,611
60	N18	만성 신장병	118,658	3,232,455	29,994,828	665,268,475	578,281,747
61	L21	지루피부염	117,201	274,664	2,286,444	9,942,392	7,648,470
62	L03	연조직염	115,363	319,496	1,624,440	12,116,793	8,700,983
63	M50	경추간판 장애	113,167	617,034	4,233,063	33,303,872	23,075,593
64	S02	두개골 및 안골의 골절	110,769	185,521	386,784	8,091,278	5,490,048
65	L24	자극물접촉피부염	110,426	256,819	1,983,690	8,890,453	6,918,561
66	N31	달리분류되지 않은 방광의 신경근육기능장애	110,262	349,575	15,919,513	40,365,743	27,123,440
67	H90	전음성 및 감각신경성 청력소실	109,291	202,918	1,602,132	15,337,417	9,520,053
68	J44	기타 만성 폐색성 폐 질환	107,935	415,552	15,444,834	70,670,802	45,112,882
69	H36	달리분류된 질환에서의 망막 장애	107,924	300,872	8,343,131	38,265,859	24,403,170
70	I48	심방세동 및 조동	104,970	421,938	28,019,470	108,563,198	70,116,833
71	C61	전립선의 악성 신 생물	104,169	806,808	23,619,156	303,884,902	274,804,161
72	E14	상세불명 의 당뇨병	102,202	487,806	20,058,914	65,998,340	44,812,053
73	K07	치아열구이상 [ 부정교합 포함 ]	101,286	157,546	410,976	5,702,698	4,144,380
74	J45	천식	99,534	345,273	7,911,841	32,378,553	21,972,137
75	K52	기타 비감염성 위장염 및 결장염	98,680	164,628	1,163,677	7,563,081	5,638,480
76	D12	결장, 직장, 항문 및 항문관의 양성 신 생물	98,468	163,447	2,054,098	34,230,632	20,750,728
77	M10	통풍	97,927	364,999	12,001,149	21,531,831	14,668,781
78	M77	기타 골 부 착 부 병증	97,231	336,393	1,963,168	13,860,592	10,042,293
79	K12	구내염 및 관련 병변	96,409	186,281	760,315	4,929,760	3,859,548
80	K25	위궤양	96,368	213,670	4,164,465	17,801,974	12,092,915
81	T85	기타내부인공삽입장치, 삽입물 및 이식편의 합병증	92,478	124,576	223,459	6,430,274	4,467,178
82	F06	뇌손상, 뇌기능이상 및 신체 질환에 의한 기타 정신 장애	91,973	286,548	12,837,206	37,782,296	24,733,886
83	I25	만성 허혈성 심장병	91,857	286,392	22,902,655	76,876,997	49,350,483
84	H26	기타 백내장	89,200	208,581	1,174,028	35,271,651	22,940,254
85	J01	급성 부비동염	88,148	202,932	1,348,082	8,206,222	6,299,855
86	Z96	기타 기능성 삽입물의 존재	85,061	260,534	1,052,866	17,439,371	12,126,698
87	R51	두통	84,453	153,994	3,045,774	15,841,060	8,749,593
88	K76	간의 기타 질환	81,863	136,916	2,712,906	15,609,011	10,318,348
89	L02	피부의 농양, 종기 및 큰 종기	81,582	236,187	1,105,083	8,292,644	6,280,417
90	B02	대상포진	80,076	271,747	1,952,185	16,962,052	12,009,467
91	H61	외이의 기타 장애	80,040	133,178	340,323	5,498,482	3,986,596
92	K30	기능성 소화불량	79,956	148,409	2,078,011	8,175,130	5,560,360
93	H11	결막의 기타 장애	79,727	134,143	510,652	8,643,245	6,082,394
94	F41	기타 불안 장애	76,283	405,048	9,209,416	22,134,393	16,454,389
95	J32	만성 부비동염	70,452	204,491	1,374,914	9,953,309	7,181,893
96	F51	비기질성 수면 장애	68,730	358,760	8,251,836	16,762,843	12,574,300
97	R73	혈당치상증	67,520	111,254	2,223,052	6,872,358	4,645,729
98	Z03	의심되는 질병 및 병태를 위한 의학적 관찰 및 평가	67,330	112,218	1,094,136	12,123,941	6,726,127
99	R91	폐의 진단 영상 검사 이상 소견	66,863	131,995	814,979	14,480,503	7,261,999
100	I67	기타 뇌혈관 질환	66,797	198,394	9,618,704	38,630,732	23,506,322

Note : Based on the Treatment Month (excluding herbal medicine, including pharmacy in Treatment Amount and Benefit Amount)

순위 Rank	상병 기호 I.C.D	상 병 명 Diseases	진료실인원수 Patients	입내원일수 Visits	요양급여일수 Reimbursed Days	진료비 Medical Expense	급여비 Benefit
1	K05	치 은 염 및 치 주 질 환	1,993,922	4,978,593	10,286,589	237,481,826	169,224,858
2	I10	분 태 성 ( 원 발 성 ) 고 혈 압	1,954,768	14,541,214	553,616,948	1,315,958,768	958,883,433
3	U07	U 0 7 의 응 급 사 용	1,938,716	6,923,801	19,859,792	482,348,320	321,893,367
4	M17	무 료 관 절 증	1,258,654	1,224,690	78,386,588	497,258,327	344,614,707
5	J20	급 성 기 관 관 지 염	1,107,546	2,618,456	18,249,372	97,741,933	77,641,622
6	M54	등 통 증	1,080,408	6,786,750	37,988,742	333,805,387	250,042,057
7	E11	2 형 당 뇨 병	828,051	5,782,218	215,028,728	732,540,416	516,577,711
8	K21	위 - 식 도 역 류 병	793,186	2,021,533	40,293,743	141,174,498	100,525,506
9	M48	기 타 척 추 병 증	783,791	5,096,006	45,188,076	316,590,191	228,091,311
10	K29	위 염 및 십 이 지 장 염	755,984	1,607,718	22,880,416	92,491,269	67,368,921
11	M81	병 적 골 절 이 없 는 골 다 공 증	701,982	2,118,262	61,004,738	202,544,776	140,648,669
12	K08	치 아 및 지 지 구 조 의 기 타 장 애	616,089	1,842,920	3,405,328	845,390,345	594,609,955
13	E78	지 질 단 백 질 대 사 장 애 및 기 타 지 질 증	581,412	2,231,532	115,428,528	221,869,933	157,271,800
14	L23	엘 러 지 성 접 촉 피 부 병	547,723	1,249,294	8,292,968	39,443,069	31,864,523
15	M79	달 리 분 류 되 지 않 은 기 타 연 조 직 장 애	524,415	1,591,691	10,468,237	59,831,137	44,923,402
16	H10	결 막 염	515,945	1,093,813	4,705,738	49,581,980	38,044,910
17	M75	어 깨 병 변	496,184	2,534,609	15,194,838	123,621,348	88,319,433
18	H04	눈 물 계 통 의 장 애	485,818	1,074,029	5,847,810	62,595,476	46,435,333
19	K02	치 아 우 식	459,586	736,733	1,101,286	33,934,737	24,291,913
20	Z11	감염성및기생충성질환에대한특수선택검사	455,087	867,552	1,929,987	43,392,177	29,002,796
21	K04	치 수 및 근 단 주 위 조 직 의 질 환	451,781	1,464,987	2,517,055	66,513,126	47,943,196
22	H25	노 년 백 내 장	442,871	1,255,052	5,189,866	91,932,556	66,772,902
23	J06	다발성및상세불명부위의급성상기도감염	421,741	817,465	5,321,758	28,939,318	23,579,834
24	M51	기 타 추 간 판 장 애	407,582	2,373,649	19,946,095	143,277,934	100,069,983
25	J00	급 성 비 인 두 염 [ 감 기 ]	398,710	845,951	5,093,579	23,873,734	19,723,827
26	Z46	기타장치의부착및조정을위하여보건서비스와접하고있는사람	396,572	622,176	693,285	52,404,359	37,368,074
27	J30	혈 관 운 동 성 및 엘 러 지 성 비 염	388,194	800,714	7,881,047	31,485,474	24,620,575
28	N30	방 광 염	376,010	988,983	8,902,799	49,013,507	35,570,114
29	F00	알츠하이머병에의치매 ( G 3 0 . - + )	351,106	2,116,073	76,591,329	348,904,120	252,628,468
30	M47	척 추 증	342,991	1,951,562	11,863,956	107,533,070	79,664,855
31	H35	기 타 망 막 장 애	339,283	909,255	10,227,693	162,746,329	123,299,742
32	M19	기 타 관 절 증	325,379	1,063,929	18,652,553	74,870,001	48,181,403
33	B35	백 선 증	308,580	763,831	6,567,077	35,700,462	27,084,116
34	R10	복 부 및 골 반 통 증	303,503	530,727	5,925,617	56,820,917	34,556,123
35	M13	기 타 관 절 염	302,984	1,079,380	11,330,575	51,554,937	37,916,003
36	H81	전 정 기 능 의 장 애	289,284	759,044	12,677,928	69,484,190	46,846,504
37	K59	기 타 기 능 성 장 장 애	282,447	527,270	7,668,787	31,933,881	22,381,472
38	J02	급 성 인 두 염	281,113	514,284	3,051,126	18,324,854	15,037,974
39	H40	녹 내 장	274,950	905,401	7,336,721	115,305,197	77,516,827
40	K03	치 아 경 조 직 의 기 타 질 환	270,396	407,240	680,629	23,093,569	16,510,095
41	A09	감염성및상세불명기원의기타위장염및결장염	265,795	449,664	3,802,737	25,159,907	17,482,481
42	S33	요추및골반의관절및인대의탈구,염좌및긴장	255,515	937,134	4,870,195	43,265,123	32,212,483
43	M25	달 리 분 류 되 지 않 은 기 타 관 절 장 애	248,807	855,683	6,376,224	38,879,652	27,975,550
44	L50	두 드 러 기	243,775	525,936	4,718,078	18,244,520	14,171,939
45	Z20	전 염 성 질 환 에 접 촉 및 노 출	229,788	348,538	1,093,259	18,395,672	14,311,875
46	J40	급성인지만성인지명시되지않은기관지염	226,786	475,139	3,960,930	20,522,606	15,354,445
47	J04	급 성 후 두 염 및 기 관 염	225,091	485,292	3,174,169	17,570,840	14,137,657
48	H60	외 이	222,183	578,565	1,885,262	14,675,423	12,036,842
49	R42	어 지 럼 증 및 어 지 럼	221,791	433,714	8,717,621	45,654,884	27,339,514
50	M65	윤 활 막 염 및 힘 줄 윤 활 막 염	217,944	739,670	4,185,660	29,196,833	21,452,222

주 : 진료일 기준 (한의학분류 제외, 요양급여일수, 진료비와 급여비는 약국포함)

# 외래 다빈도 상병 진료현황(여자)

in elderly man above the age of 65 (Female)

(단위 : 명, 일, 천원)

Unit : Person, Day, KRW 1,000

순위 Rank	상병 기호 I.C.D	상 병 명 Diseases	진료실인원수 Patients	입내원일수 Visits	요양급여일수 Reimbursed Days	진료비 Medical Expense	급여비 Benefit
51	J03	급 성 편 도 염	216,974	421,551	2,499,325	15,003,232	12,094,125
52	H16	각 막 염	216,108	503,785	2,468,577	27,926,157	20,451,595
53	K58	과 민 대 장 증 후 군	215,716	378,393	3,755,419	25,580,774	18,019,884
54	N31	달리분류되지않은방광의신경근육기능장애	196,582	605,194	19,675,301	47,963,681	32,920,501
55	I20	협 심 증	194,879	711,719	50,264,830	166,378,178	110,021,985
56	F06	뇌손상,뇌기능이상및신체질환에의한기타정신장애	178,012	559,332	26,321,334	73,491,570	49,328,163
57	H52	굴 절 및 조 절 의 장 애	171,655	276,229	1,527,208	25,216,380	18,076,075
58	G47	수 면 장 애	168,953	547,692	15,175,064	30,083,367	21,552,138
59	K63	장 의 기 타 질 환	164,988	241,881	2,279,162	74,722,230	48,392,896
60	R51	두 통	163,542	293,088	6,072,572	32,483,135	18,313,322
61	I63	뇌 경 색 증	158,509	710,834	40,653,182	167,856,209	111,598,371
62	R07	목 구 멍 및 가 습 의 통 증	158,470	285,043	7,020,314	39,882,146	23,343,299
63	F32	우 울 에 피 소 드	157,065	1,133,491	27,537,031	71,851,387	53,044,164
64	M50	경 추 간 판 장 애	154,009	787,190	4,880,131	42,326,460	30,180,824
65	L30	기 타 피 부 염	153,434	303,614	2,393,869	11,330,235	8,299,397
66	F41	기 타 불 안 장 애	153,023	787,979	17,974,007	43,921,417	32,861,436
67	H26	기 타 백 내 장	145,857	331,888	1,879,261	60,077,056	39,807,260
68	G31	달리분류되지않은신경계통의기타퇴행성질환	143,951	451,115	19,618,125	45,361,544	33,153,855
69	L03	연 조 직 염	140,154	344,846	1,804,346	12,990,440	9,522,323
70	J45	천 식	137,522	451,228	11,590,112	44,697,323	30,603,324
71	Z96	기 타 기 능 성 삽 입 물 의 존 재	136,222	402,471	1,960,787	28,135,220	19,570,323
72	K52	기 타 비 감 염 성 위 장 염 및 결 장 염	136,183	225,590	1,552,597	9,730,105	7,345,670
73	K12	구 내 염 및 관 련 병 변	133,368	252,072	1,093,059	6,945,757	5,454,532
74	N95	폐 경 및 기 타 폐 경 전 후 장 애	132,689	362,848	15,203,153	21,306,247	14,558,725
75	E03	기 타 갑 상 선 기 능 저 하 증	130,703	541,852	31,117,714	52,144,675	34,738,069
76	B02	대 상 포 진	129,918	392,425	2,775,571	24,675,024	17,637,991
77	L24	자 극 물 접촉 피 부 염	128,666	250,847	1,617,670	8,062,936	6,410,478
78	H36	달리분류된질환에서의망막장애	128,215	355,448	10,557,062	42,799,272	28,347,174
79	I67	기 타 뇌 혈 관 질 환	125,628	380,707	18,759,432	77,584,997	47,653,384
80	K30	기 능 성 소 화 불 량	123,925	218,995	2,852,267	11,356,007	7,938,944
81	K25	위 궤 양	119,442	266,251	4,924,683	20,391,217	14,211,538
82	M77	기 타 골 부 착 부 병 증	117,183	402,963	2,291,748	16,666,773	12,157,269
83	H90	전 음 성 및 감 각 신 경 성 청 력 소 실	114,759	207,183	1,602,283	16,276,615	10,338,417
84	S22	늑 골 , 흉 골 및 흉 추 의 골 절	113,995	365,366	5,166,832	32,141,658	20,754,358
85	I11	고 혈 압 성 심 장 병	111,159	489,994	26,672,622	72,006,109	48,800,645
86	K07	치 아 얼 굴 이 상 [ 부 정 교 합 포 함 ]	110,699	194,140	629,644	7,672,593	5,454,909
87	J01	급 성 부 비 동 염	110,286	237,212	1,509,936	9,784,809	7,531,377
88	E14	상 세 불 명 의 당 뇨 병	108,865	503,339	20,684,954	70,188,891	48,248,268
89	S23	흉곽의관절및인대의탈구, 염좌및긴장	108,238	220,675	1,163,918	10,184,095	7,455,698
90	N39	비 뇨 계 통 의 기 타 장 애	108,236	261,625	5,570,076	21,533,408	14,017,844
91	S02	두 개 골 및 안 면 골 의 골 절	106,812	176,581	347,146	7,325,032	5,108,794
92	K76	간 의 기 타 질 환	106,744	171,723	3,047,566	19,787,700	13,139,812
93	H61	외 이 의 기 타 장 애	106,018	163,652	441,620	6,928,721	5,103,544
94	G44	기 타 두 통 증 후 군	104,690	224,149	4,728,830	23,282,122	14,140,540
95	S93	발목및발부위의관절및인대의탈구, 염좌및긴장	100,932	283,216	1,332,803	11,933,344	8,718,473
96	R73	혈 당 치 상 승	96,346	158,603	3,638,485	10,514,625	7,042,479
97	Z00	호소증상및보고된진단명이없는사람의일반적검사및조사	95,454	110,497	1,011,510	6,303,685	4,089,839
98	H11	결 막 의 기 타 장 애	94,993	158,633	681,648	10,391,002	7,389,859
99	E04	기 타 비 독 성 고 이 터	94,863	207,843	6,336,554	19,518,610	11,187,012
100	F51	비 기 질 성 수 면 장 애	94,487	459,543	10,703,194	21,979,311	16,709,264

Note : Based on the Treatment Month (excluding herbal medicine, including pharmacy in Treatment Amount and Benefit Amount)

제VI-13표  
Table VI-13

65세이상 노인 질병소분류별  
Benefits by Frequency of Disease

순위 Rank	상병 기호 I.C.D	상 병 명 Diseases	진료실인원수 Patients	입내원일수 Visits	요양급여일수 Reimbursed Days	진료비 Medical Expense	급여비 Benefit
1	M54	등 통 증	1,318,732	11,661,828	12,234,435	309,379,907	265,404,600
2	M79	달리 분류되지 않은 기타 연조직 장애	650,010	4,484,465	4,697,991	123,594,528	107,143,697
3	S33	요추 및 골반의 관절 및 인대의 탈구, 염좌 및 긴장	379,777	2,429,692	2,536,516	73,493,058	60,036,942
4	M25	달리 분류되지 않은 기타 관절 장애	367,725	2,588,033	2,754,287	71,955,199	61,873,747
5	M62	기 타 근 육 장 애	329,385	2,192,881	2,296,634	57,140,133	49,548,051
6	M75	어 깨 병 변	202,950	1,249,938	1,302,152	33,395,162	28,193,274
7	K30	소 화 불 랑	199,544	1,118,368	1,448,742	28,143,359	24,294,931
8	M17	무 료 관 절 증	164,325	1,279,406	1,349,414	47,119,676	38,744,959
9	S93	발목 및 발부위의 관절 및 인대의 탈구, 염좌 및 긴장	145,406	722,292	742,650	18,560,005	15,833,404
10	S43	견갑대의 관절 및 인대의 탈구, 염좌 및 긴장	117,642	683,838	714,674	18,342,409	15,390,657
11	S13	목 부위의 관절 및 인대의 탈구, 염좌 및 긴장	105,229	550,269	579,770	16,087,204	13,038,899
12	M48	기 타 척 추 병 증	102,502	988,512	1,036,650	35,812,802	28,445,572
13	S83	무릎의 관절 및 인대의 탈구, 염좌 및 긴장	93,887	608,628	630,613	16,600,405	13,925,619
14	S63	손목 및 손부위의 관절 및 인대의 탈구, 염좌 및 긴장	75,053	347,430	358,642	8,718,902	7,459,970
15	U30	근 골 격 계 및 결 합 조 직 의 질 환	66,944	361,138	380,995	9,239,431	7,962,575
16	U23	신 경 계 통 의 질 환	52,898	480,859	522,211	14,436,541	12,343,294
17	R51	두 통	51,976	279,300	306,551	7,119,558	6,118,589
18	M51	기 타 추 간 판 장 애	46,279	448,887	474,330	22,153,317	16,452,932
19	R10	복 부 및 골 반 통 증	44,630	230,390	298,524	6,173,979	5,166,570
20	ZZ	한 방 기 타	44,389	281,361	311,157	8,040,854	6,902,364
21	R42	현 기 및 어 지 러 움	38,979	244,882	285,424	6,631,182	5,634,364
22	G51	안 면 신 경 장 애	38,375	594,882	628,640	16,433,561	13,559,255
23	G43	편 두 통	37,490	205,959	222,993	5,094,429	4,385,834
24	M77	기 타 골 부 착 부 병 증	37,089	207,073	214,408	5,166,210	4,439,261
25	G44	기 타 두 통 증 후 군	34,373	194,539	210,387	4,994,091	4,288,261
26	J00	급 성 비 인 두 염 [ 감 기 ]	32,587	99,242	255,082	2,355,709	2,003,039
27	R25	이 상 불 수 의 운 동	31,981	231,319	246,435	5,580,768	4,857,443
28	G47	수 면 장 애	31,236	286,093	316,814	6,657,611	5,741,235
29	R20	피 부 감 각 의 장 애	25,978	167,126	175,573	4,080,644	3,551,401
30	S80	아 래 다 리 의 표 재 성 손 상	25,950	130,142	134,136	3,338,991	2,875,824
31	S23	흉곽의 관절 및 인대의 탈구, 염좌 및 긴장	23,313	98,364	103,694	2,766,083	2,303,902
32	H93	달리 분류되지 않은 귀의 기타 장애	21,918	222,078	239,625	5,307,033	4,481,192
33	M72	섬 유 모 세 포 장 애	20,432	136,261	142,107	3,339,200	2,855,260
34	M19	기 타 관 절 증	19,725	134,269	143,119	4,786,793	3,948,062
35	S53	팔꿈치의 관절 및 인대의 탈구, 염좌 및 긴장	19,713	98,936	102,478	2,568,971	2,159,871
36	M47	척 추 증	19,040	149,843	160,615	5,165,015	4,241,097
37	K29	위 염 및 십 이 지 장 염	18,702	95,913	142,269	2,488,218	2,095,686
38	M50	경 추 간 판 장 애	18,099	145,998	154,904	6,063,298	4,561,452
39	S30	복부, 아래등 및 골반의 표재성 손상	17,815	88,957	92,264	2,266,452	1,959,486
40	M24	기 타 명 시 된 관 절 이 상	17,521	109,781	113,414	3,435,636	2,919,965
41	M13	기 타 관 절 염	17,165	110,620	122,267	3,668,868	3,065,725
42	M53	달리 분류되지 않은 기타 등병증	16,767	100,905	106,040	2,742,517	2,299,622
43	F00	알츠하이머병에서의 치매 (G30. -+)	16,168	3,568	23,345	11,863,905	9,589,128
44	G57	하 지 의 단 일 신 경 병 증	15,201	109,877	113,587	2,684,004	2,324,284
45	R05	기 침	14,936	57,371	118,128	1,358,047	1,153,460
46	K59	기 타 기 능 성 장 장 애	14,686	88,262	122,093	2,194,349	1,878,288
47	I63	뇌 경 색 증	13,237	102,019	115,116	12,408,549	9,631,612
48	M65	윤 활 막 염 및 힘 줄 윤 활 막 염	11,841	68,264	72,370	1,773,060	1,495,894
49	U68	비 병 증 ( 脾 病 證 )	11,525	59,648	77,164	1,904,218	1,598,607
50	U67	심 실 증 ( 心 實 證 )	11,412	65,050	77,942	1,775,636	1,500,199

주 : 진료일 기준

# 다빈도 상병 진료현황(한방 계)

in elderly man above the age of 65(O.H&C Total)

(단위 : 명, 일, 천원)

Unit : Person, Day, KRW 1,000

순위 Rank	상병 기호 I.C.D	상 병 명 Diseases	진료실인원수 Patients	입내원일수 Visits	요양급여일수 Reimbursed Days	진료비 Medical Expense	급여비 Benefit
51	G81	편 마 비	11,276	41,535	50,673	9,942,229	7,963,570
52	S73	둔부의 관절 및 인대의 탈구, 염좌 및 긴장	11,185	68,148	70,383	2,088,286	1,705,476
53	U60	기 병 증 ( 氣 病 證 )	10,973	47,367	62,703	1,536,070	1,297,469
54	M99	달리 분류되지 않은 생물역학적 병변	10,666	96,758	105,315	2,799,060	2,317,059
55	S70	둔 부 및 대 퇴 의 표 재 성 손 상	10,327	54,156	56,031	1,382,344	1,191,811
56	U28	소 화 계 통 의 질 환	10,052	44,136	54,026	1,075,709	933,869
57	R60	달 리 분 류 되 지 않 은 부 종	9,336	65,621	70,097	1,578,422	1,368,918
58	S40	어 깨 및 위 팔 의 표 재 성 손 상	9,241	50,367	52,393	1,259,277	1,087,396
59	G20	파 킨 슨 병	9,218	82,960	96,155	6,281,018	5,477,860
60	I69	뇌 혈 관 질 환 의 후 유 증	9,201	143,190	152,353	4,390,626	3,704,111
61	R07	목 구 명 및 가 숨 의 통 증	9,143	53,520	59,084	1,307,718	1,126,250
62	J31	만 성 비 염 , 비 인 두 염 및 인 두 염	9,113	53,657	128,689	1,350,732	1,117,464
63	G56	팔 의 단 일 신 경 병 증	9,067	52,549	54,623	1,316,568	1,128,433
64	G24	근 긴 장 이 상	9,066	49,392	52,337	1,193,715	1,016,679
65	S46	어깨 및 위팔 부위의 근육 및 힘줄의 손상	9,047	58,226	60,419	2,098,896	1,683,319
66	M23	무 료 의 내 부 이 상	8,583	62,035	64,282	2,383,373	1,909,748
67	M70	사용, 과용 및 압박과 관련된 연조직 장애	8,419	48,414	50,343	1,260,665	1,075,786
68	F45	신 체 형 장 애	7,631	41,357	52,048	1,064,279	893,946
69	R57	달 리 분 류 되 지 않 은 쇼 크	7,190	74,500	75,445	1,609,223	1,428,788
70	U71	신 병 증 ( 腎 病 證 )	7,167	43,485	46,365	1,585,522	1,341,030
71	H81	전 정 기 능 의 장 애	6,734	43,115	50,477	1,228,314	1,013,198
72	M60	근 육 염	6,660	40,161	42,766	1,061,095	901,945
73	S90	발 목 및 발 의 표 재 성 손 상	6,515	26,067	26,959	655,822	566,057
74	J30	혈관운동성 및 알레르기성 비염	6,469	38,477	62,013	911,959	767,927
75	K92	소 화 계 통 의 기 타 질 환	6,261	45,142	50,856	1,068,387	922,287
76	U65	간 실 증 ( 肝 實 證 )	6,171	36,537	44,418	1,074,290	885,991
77	U22	정 신 및 행 동 장 애	6,145	34,146	42,712	1,037,028	848,954
78	K21	위 - 식 도 역 류 병	6,067	39,330	53,929	1,059,384	882,198
79	K07	치 아 열 굴 이 상 [ 부 정 교 합 포 함 ]	6,050	42,053	43,798	1,057,855	901,208
80	U78	장 부 겸 병 증 ( 臟 腑 兼 病 證 )	5,795	29,198	34,208	1,009,790	836,781
81	U66	심 허 증 ( 心 虛 證 )	5,769	32,383	47,543	961,056	796,061
82	R00	심 장 박 동 이 상	5,435	31,869	36,280	755,334	641,272
83	S72	대 퇴 골 의 골 절	5,287	28,013	30,870	5,796,927	4,451,220
84	S76	둔부 및 대퇴 부위의 근육 및 힘줄의 손상	5,267	29,795	30,824	788,384	672,123
85	U62	기 혈 음 양 병 증 ( 氣 血 陰 陽 病 證 )	4,993	20,779	31,208	1,348,873	1,108,361
86	S60	손 목 및 손 의 표 재 성 손 상	4,781	20,939	21,542	509,429	439,816
87	S32	요 추 및 골 반 의 골 절	4,417	49,917	53,225	5,816,967	4,372,531
88	S86	아래다리 부위의 근육 및 힘줄의 손상	4,417	22,078	22,672	610,759	515,737
89	I10	본 태 성 ( 일 차 성 ) 고 혈 압	4,411	22,764	25,182	2,049,343	1,658,301
90	S96	발목 및 발 부위의 근육 및 힘줄의 손상	4,374	19,902	20,297	509,348	428,848
91	M16	고 관 절 증	4,136	28,973	29,965	1,052,203	849,569
92	M43	기 타 변 형 성 등 병 증	4,103	36,770	38,247	2,016,578	1,518,707
93	S20	흉 각 의 표 재 성 손 상	4,042	17,309	18,074	445,368	383,711
94	E51	티 아 민 결 핏	3,905	26,059	27,043	637,606	549,637
95	U79	장 부 겸 병 증 ( 臟 腑 兼 病 證 )	3,773	17,979	24,253	569,570	483,110
96	U64	간 허 증 ( 肝 虛 證 )	3,686	22,683	23,677	600,998	505,343
97	M76	발을 제외한 하지의 골부착부병증	3,648	19,062	20,091	484,370	414,364
98	G50	삼 차 신 경 의 장 애	3,579	28,171	30,172	724,042	606,239
99	L29	가 려 움	3,566	21,222	24,708	502,798	433,113
100	L30	기 타 피 부 염	3,500	30,730	35,416	695,151	591,839

Note : Based on the Treatment Month

제VI-13-1표

Table VI-13-1

## 65세이상 노인 질병소분류별 다빈도 상병 진료현황(한방 남자)

Benefits by Frequency of Disease in elderly man  
above the age of 65 (O.H&C Male)

(단위 : 명, 일, 천원)

Unit : Person, Day, KRW 1,000

순위 Rank	상병 기호 I.C.D	상 병 명 Diseases	진료실인원수 Patients	입내원일수 Visits	요양급여일수 Reimbursed Days	진료비 Medical Expense	급여비 Benefit
1	M54	등 통 증	431,235	3,777,848	3,958,130	99,093,008	85,093,832
2	M79	다리 분류되지 않은 기타 연조직 장애	209,402	1,466,440	1,537,199	39,367,516	34,205,066
3	S33	요추 및 골반의 관절 및 인대의 탈구, 염좌 및 긴장	154,132	920,617	957,981	26,941,870	22,120,658
4	M62	기 타 근 육 장 애	109,726	753,495	788,669	19,548,973	16,969,808
5	M25	다리 분류되지 않은 기타 관절 장애	105,909	747,082	792,294	20,118,760	17,359,451
6	M75	어 깨 병 변	66,613	433,734	450,788	11,314,117	9,524,178
7	K30	소 화 불 량	47,273	257,867	360,010	6,544,805	5,648,593
8	S93	발목 및 발부위의 관절 및 인대의 탈구, 염좌 및 긴장	44,920	217,659	222,950	5,535,567	4,728,919
9	S43	견갑대의 관절 및 인대의 탈구, 염좌 및 긴장	43,093	253,296	264,403	6,762,179	5,676,945
10	S13	목 부위의 관절 및 인대의 탈구, 염좌 및 긴장	37,915	199,886	210,307	5,828,504	4,722,559
11	M17	무 료 관 절 증	36,550	273,918	288,107	8,935,791	7,453,888
12	M48	기 타 척 추 병 증	30,725	324,605	339,410	10,977,039	8,740,092
13	S83	무릎의 관절 및 인대의 탈구, 염좌 및 긴장	27,852	172,687	178,245	4,591,298	3,871,586
14	S63	손목 및 손부위의 관절 및 인대의 탈구, 염좌 및 긴장	26,336	117,592	121,411	2,960,342	2,530,156
15	U30	근 골 격 계 및 결 합 조 직 의 질 환	21,235	118,300	124,615	3,007,207	2,589,797
16	U23	신 경 계 통 의 질 환	20,066	224,869	247,733	6,361,158	5,446,153
17	2ZZ	한 방 기 타	16,054	110,978	123,578	3,041,966	2,614,504
18	M77	기 타 골 부 착 부 병 증	15,380	85,996	89,272	2,136,770	1,833,891
19	M51	기 타 추 간 판 장 애	15,059	146,763	155,401	6,621,663	4,898,007
20	G51	안 면 신 경 장 애	13,229	246,197	260,130	6,613,789	5,453,063
21	R42	현 기 및 어 지 러 움	11,425	78,706	94,073	2,083,683	1,777,333
22	R10	복 부 및 골 반 통 증	11,280	58,783	78,639	1,570,512	1,312,408
23	J00	급 성 비 인 두 염 [ 감 기 ]	10,619	31,160	88,987	733,124	621,878
24	R51	두 통	10,522	61,515	69,058	1,568,217	1,345,937
25	R25	이 상 불 수 의 운 동	9,886	72,830	77,418	1,765,381	1,536,292
26	S53	팔꿈치의 관절 및 인대의 탈구, 염좌 및 긴장	9,151	45,515	47,037	1,166,436	982,724
27	R20	피 부 감 각 의 장 애	8,553	59,260	62,112	1,449,724	1,261,078
28	H93	다리 분류되지 않은 귀의 기타 장애	8,515	94,151	102,625	2,265,167	1,904,596
29	S23	흉곽의 관절 및 인대의 탈구, 염좌 및 긴장	7,804	31,576	32,978	849,767	709,422
30	G47	수 면 장 애	7,495	65,493	75,157	1,590,813	1,365,430
31	G43	편 두 통	7,488	43,954	47,876	1,075,569	926,548
32	M72	섬 유 모 세 포 장 애	7,260	50,936	53,027	1,240,735	1,060,913
33	M50	경 추 간 판 장 애	7,210	60,217	63,899	2,396,737	1,788,876
34	G44	기 타 두 통 증 후 군	6,963	41,159	45,105	1,042,949	899,256
35	S80	아 래 다 리 의 표 재 성 손 상	6,134	29,640	30,517	748,851	646,035
36	M47	척 추 증	6,030	49,190	52,954	1,652,266	1,349,921
37	I63	뇌 경 색 증	5,806	51,286	56,741	5,052,427	3,910,496
38	S30	복부, 아래 등 및 골반의 표재성 손상	5,673	27,708	28,660	707,506	610,749
39	M19	기 타 관 절 증	5,624	38,367	42,398	1,186,866	994,050
40	M24	기 타 명 시 된 관 절 이 상	5,383	33,911	35,054	1,010,154	862,417
41	M53	다리 분류되지 않은 기타 등 병 증	5,372	33,159	34,902	896,140	752,530
42	K59	기 타 기 능 성 장 장 애	5,316	32,544	49,031	803,132	688,262
43	G57	하 지 의 단 일 신 경 병 증	5,128	38,871	40,277	958,317	825,453
44	R05	기 침	5,052	18,222	42,736	434,005	367,436
45	G81	편 마 비	4,734	21,487	25,371	3,982,011	3,183,239
46	J31	만 성 비 염 , 비 인 두 염 및 인 두 염	4,712	26,237	79,802	689,455	562,544
47	I69	뇌 혈 관 질 환 의 후 유 증	4,677	79,685	83,699	2,250,201	1,912,079
48	K29	위 염 및 십 이 지 장 염	4,631	23,898	38,921	600,959	506,808
49	M13	기 타 관 절 증	4,389	28,025	30,865	823,312	696,032
50	F00	알츠하이머병에서의 치매 (G30. - +)	4,153	1,136	5,204	2,591,661	2,102,516

주 : 진료일 기준

제VI-13-2표

Table VI-13-2

## 65세이상 노인 질병소분류별 다빈도 상병 진료현황(한방 여자)

Benefits by Frequency of Disease in elderly man  
above the age of 65 (O.H&C Female)

(단위 : 명, 일, 천원)

Unit : Person, Day, KRW 1,000

순위 Rank	상병 기호 I.C.D	상 병 명 Diseases	진료실인원수 Patients	입내원일수 Visits	요양급여일수 Reimbursed Days	진료비 Medical Expense	급여비 Benefit
1	M54	등 통 증	887,497	7,883,980	8,276,305	210,286,899	180,310,768
2	M79	다리 분류되지 않은 기타 연조직 장애	440,608	3,018,025	3,160,792	84,227,011	72,938,631
3	M25	다리 분류되지 않은 기타 관절장애	261,816	1,840,951	1,961,993	51,836,439	44,514,296
4	S33	요추 및 골반의 관절 및 인대의 탈구, 염좌 및 긴장	225,645	1,509,075	1,578,535	46,551,189	37,916,284
5	M62	기 타 근 육 장 애	219,659	1,439,386	1,507,965	37,591,160	32,578,244
6	K30	소 화 불 량	152,271	860,501	1,088,732	21,598,554	18,646,338
7	M75	어 깨 병 변	136,337	816,204	851,364	22,081,045	18,669,096
8	M17	무 료 관 절 증	127,775	1,005,488	1,061,307	38,183,885	31,291,071
9	S93	발목 및 발부위의 관절 및 인대의 탈구, 염좌 및 긴장	100,486	504,633	519,700	13,024,438	11,104,485
10	S43	견갑대의 관절 및 인대의 탈구, 염좌 및 긴장	74,549	430,542	450,271	11,580,230	9,713,711
11	M48	기 타 척 추 병 증	71,777	663,907	697,240	24,835,763	19,705,480
12	S13	목 부위의 관절 및 인대의 탈구, 염좌 및 긴장	67,314	350,383	369,463	10,258,699	8,316,340
13	S83	무릎의 관절 및 인대의 탈구, 염좌 및 긴장	66,035	435,941	452,368	12,009,107	10,054,033
14	S63	손목 및 손부위의 관절 및 인대의 탈구, 염좌 및 긴장	48,717	229,838	237,231	5,758,560	4,929,815
15	U30	근 골 격 계 및 결 합 조 직 의 질 환	45,709	242,838	256,380	6,232,224	5,372,779
16	R51	두 통 증	41,454	217,785	237,493	5,551,342	4,772,652
17	R10	복 부 및 골 반 통 증	33,350	171,607	219,885	4,603,468	3,854,162
18	U23	신 경 계 통 의 질 환	32,832	255,990	274,478	8,075,383	6,897,141
19	M51	기 타 추 간 판 장 애	31,220	302,124	318,929	15,531,654	11,554,925
20	G43	편 두 통	30,002	162,005	175,117	4,018,860	3,459,287
21	2ZZ	한 방 기 타	28,335	170,383	187,579	4,998,888	4,287,860
22	R42	현 기 및 어 지 러 움	27,554	166,176	191,351	4,547,499	3,857,031
23	G44	기 타 두 통 증 후 군	27,410	153,380	165,282	3,951,141	3,389,005
24	G51	안 면 신 경 장 애	25,146	348,685	368,510	9,819,772	8,106,192
25	G47	수 면 장 애	23,741	220,600	241,657	5,066,799	4,375,805
26	R25	이 상 불 수 의 운 동	22,095	158,489	169,017	3,815,386	3,321,151
27	J00	급 성 비 인 두 염 [ 감 기 ]	21,968	68,082	166,095	1,622,585	1,381,161
28	M77	기 타 골 부 착 부 병 증	21,709	121,077	125,136	3,029,439	2,605,370
29	S80	아 래 다 리 의 표 재 성 손 상	19,816	100,502	103,619	2,590,140	2,229,788
30	R20	피 부 감 각 의 장 애	17,425	107,866	113,461	2,630,920	2,290,323
31	S23	흉곽의 관절 및 인대의 탈구, 염좌 및 긴장	15,509	66,788	70,716	1,916,316	1,594,480
32	M19	기 타 관 절 증	14,101	95,902	100,721	3,599,927	2,954,012
33	K29	위 염 및 십 이 지 장 염	14,071	72,015	103,348	1,887,260	1,588,878
34	H93	다리 분류되지 않은 귀의 기타 장애	13,403	127,927	137,000	3,041,866	2,576,596
35	M72	섬 유 모 세 포 장 애	13,172	85,325	89,080	2,098,465	1,794,347
36	M47	척 추 증	13,010	100,653	107,661	3,512,749	2,891,177
37	M13	기 타 관 절 염	12,776	82,595	91,402	2,845,556	2,369,692
38	S30	복부, 아래등 및 골반의 표재성 손상	12,142	61,249	63,604	1,558,947	1,348,736
39	M24	기 타 명 시 된 관 절 이 상	12,138	75,870	78,360	2,425,482	2,057,548
40	F00	알츠하이머병에서의 치매 (G30.-+)	12,015	2,432	18,141	9,272,244	7,486,612
41	M53	다리 분류되지 않은 기타 등 병증	11,395	67,746	71,138	1,846,377	1,547,091
42	M50	경 추 간 판 장 애	10,889	85,781	91,005	3,666,561	2,772,576
43	S53	팔꿈치의 관절 및 인대의 탈구, 염좌 및 긴장	10,562	53,421	55,441	1,402,535	1,177,147
44	G57	하 지 의 단 일 신 경 병 증	10,073	71,006	73,310	1,725,687	1,498,831
45	R05	기 침	9,884	39,149	75,392	924,042	786,024
46	K59	기 타 기 능 성 장 장 애	9,370	55,718	73,062	1,391,218	1,190,026
47	U67	심 실 증 ( 心 實 證 )	9,052	51,091	60,441	1,382,814	1,168,594
48	U68	비 병 증 ( 脾 病 證 )	8,222	42,535	52,183	1,359,854	1,142,820
49	M65	윤 활 막 염 및 힘 줄 윤 활 막 염	7,902	44,043	46,816	1,157,572	974,250
50	U28	소 화 계 통 의 질 환	7,646	33,171	40,228	809,739	702,304

Note : Based on the Treatment Month

제VI-14표

Table VI-14

## 65세이상 노인 질병소분류별

## Inpatient Benefits by Frequency of Disease

순위 Rank	상병 기호 I.C.D	상병명 Diseases	진료실인원수 Patients	입내원일수 Visits	요양급여일수 Reimbursed Days	진료비 Medical Expense	급여비 Benefit
1	M54	등통증	23,549	96,175	109,038	21,938,894	16,839,137
2	M79	달리 분류되지 않은 기타 연조직 장애	20,491	15,745	24,752	14,647,690	11,757,998
3	F00	알츠하이머병에서의 치매(G30.-+)	15,761	948	20,298	11,795,556	9,534,587
4	M17	무릎관절증	14,958	112,104	127,807	19,189,068	14,571,868
5	M25	달리 분류되지 않은 기타 관절장애	11,739	22,515	29,795	9,659,695	7,613,125
6	G81	편마비	9,455	8,767	12,727	9,098,505	7,304,340
7	I63	뇌경색증	9,163	35,887	42,179	10,711,096	8,346,817
8	S33	요추 및 골반의 관절 및 인대의 탈구, 염좌 및 긴장	6,597	105,262	107,364	11,941,376	8,675,713
9	M48	기타 척추병증	6,304	69,801	75,690	10,190,119	7,566,810
10	S72	대퇴골의 골절	4,996	24,328	26,735	5,702,548	4,375,263
11	G20	파킨슨 병	4,441	6,821	10,174	4,125,821	3,571,038
12	M51	기타 추간판 장애	4,424	94,730	96,949	11,161,522	8,072,940
13	M62	기타 근육 장애	4,386	2,595	3,540	2,887,372	2,318,319
14	U23	신경계통의 질환	3,673	1,745	8,247	2,854,929	2,293,481
15	S32	요추 및 골반의 골절	3,328	37,581	40,261	5,472,304	4,098,228
16	M75	어깨병변	2,572	17,232	21,453	2,977,147	2,252,114
17	I10	본태성(일차성)고혈압	2,267	404	1,555	1,550,704	1,240,673
18	S22	늑골, 흉골 및 흉추의 골절	2,079	28,134	28,840	3,620,068	2,675,435
19	ZZ	한방치료	2,019	1,925	2,168	1,465,945	1,179,185
20	F03	상세불명 치매	1,898	694	1,363	1,321,352	1,060,974
21	G82	하반신마비 및 사지마비	1,893	4,153	4,771	2,181,076	1,750,648
22	I61	뇌내출혈	1,805	7,349	8,473	2,572,694	1,997,807
23	K30	소화불량	1,653	3,697	6,909	960,431	749,919
24	M19	기타 관절염	1,574	8,775	9,756	1,757,694	1,336,242
25	M13	기타 관절염	1,497	3,921	4,678	1,172,235	914,280
26	N18	만성신장질환	1,464	387	484	1,015,468	881,696
27	C34	기관지 및 폐의 악성 신 생물	1,315	12,420	13,344	1,504,405	1,260,764
28	I69	뇌혈관 질환의 후유증	1,313	3,381	5,990	1,079,826	835,412
29	M47	척추증	1,267	9,842	11,811	1,641,346	1,228,808
30	U62	기혈음양병증(氣血陰陽病證)	1,184	253	261	865,561	699,533
31	G51	안면신경장애	1,082	15,058	15,518	2,071,906	1,538,104
32	S06	두개내손상	1,045	4,422	4,825	1,175,563	912,838
33	S82	발목을 포함한 아래 다리의 골절	1,023	17,259	18,167	2,200,819	1,628,458
34	S83	무릎의 관절 및 인대의 탈구, 염좌 및 긴장	966	14,727	15,122	1,713,301	1,252,839
35	M24	기타 명시된 관절 이상	876	1,028	1,530	828,476	657,394
36	M50	경추간판 장애	869	16,510	16,892	2,000,036	1,452,187
37	U71	신병증(腎病證)	853	2	57	562,267	458,036
38	C16	위 악성 신 생물	837	7,274	7,693	931,904	786,597
39	R42	현기 및 어지러움	834	2,769	3,810	834,261	657,912
40	R51	두통	809	1,466	1,942	514,142	402,944
41	S13	목 부위의 관절 및 인대의 탈구, 염좌 및 긴장	805	9,886	10,237	1,182,309	857,782
42	C50	유방의 악성 신 생물	790	12,463	14,138	1,359,549	1,138,712
43	E11	인슐린-비의존 당뇨병	727	894	1,342	499,751	391,651
44	G30	알츠하이머병	724	679	1,068	655,746	526,630
45	U60	기병증(氣病證)	702	140	205	353,024	284,712
46	M43	기타 변형성 등 병증	700	9,714	9,889	1,212,314	897,994
47	U68	비병증(脾病證)	693	130	152	429,230	345,243
48	R10	복부 및 골반 통증	670	4,962	6,211	630,869	472,540
49	C18	결장 악성 신 생물	667	4,549	4,945	747,729	644,893
50	S43	견갑대의 관절 및 인대의 탈구, 염좌 및 긴장	605	7,295	7,437	868,392	633,330

주 : 진료일 기준



# 입원 다빈도 상병 진료현황(한방 계)

in elderly man above the age of 65(O.H&C Total)

(단위 : 명, 일, 천원)

Unit : Person, Day, KRW 1,000

순위 Rank	상병 기호 I.C.D	상 병 명 Diseases	진료실인원수 Patients	입내원일수 Visits	요양급여일수 Reimbursed Days	진료비 Medical Expense	급여비 Benefit
51	M15	다 발 관 절 증	600	825	828	344,204	270,614
52	C25	체 장 이 자 의 악 성 신 생 물	561	6,759	7,125	752,663	636,177
53	J18	상 세 불 명 병 원 체 의 폐 렴	554	428	442	317,271	252,670
54	U30	근 골 격 계 및 결 합 조 직 의 질환	539	50	601	387,974	314,915
55	C22	간 및 간 내 담 관 의 악 성 신 생 물	495	3,629	3,732	507,111	427,510
56	M23	무 료 의 내 부 이 상	482	7,887	8,112	1,032,493	755,650
57	I50	심 부 전	477	266	276	350,921	279,125
58	C61	전 립 샘 의 악 성 신 생 물	469	2,697	2,855	442,568	367,296
59	S93	발목 및 발부위의 관절 및 인대의 탈구, 염좌 및 긴장	466	5,744	5,886	706,656	523,683
60	U78	장 부 검 병 증 ( 臟 腑 兼 病 證 )	464	104	143	294,586	236,896
61	G47	수 면 장 애	455	1,204	1,809	294,152	229,838
62	S92	발 목 을 제 외 한 발 의 골 절	453	9,062	9,208	1,101,401	807,057
63	I67	기 타 뇌 혈 관 질환	446	7,244	8,441	931,311	688,354
64	S42	어 깨 및 위 팔 의 골 절	439	4,438	4,681	662,443	492,143
65	F01	혈 관 성 치 매	421	97	431	345,219	278,329
66	S52	아 래 팔 의 골 절	410	5,151	5,320	686,682	509,078
67	S46	어깨 및 위팔 부위의 근육 및 힘줄의 손상	377	6,178	6,287	765,209	563,196
68	K59	기 타 기능 성 장 장 애	373	660	1,156	200,406	157,080
69	J00	급 성 비 인 두 염 [ 감 기 ]	365	784	2,207	17,394	13,505
70	I60	지 주 막 하 출 혈	342	908	959	454,505	353,066
71	U67	심 실 증 ( 心 實 證 )	329	26	66	207,873	170,020
72	G43	편 두 통	294	559	937	180,734	139,468
73	R54	노 쇠	291	42	42	193,732	154,970
74	C20	직 장 의 악 성 신 생 물	290	2,205	2,434	332,043	282,465
75	K29	위 염 및 십 이 지 장 염	288	622	784	184,802	142,806
76	M16	고 관 절 증	277	2,458	2,575	389,718	291,105
77	G44	기 타 두 통 증 후 군	266	665	795	177,827	137,435
78	S73	둔부의 관절 및 인대의 탈구, 염좌 및 긴장	263	3,233	3,298	396,100	290,891
79	C24	기타 및 담도의 상세불명 부분의 악성 신생물	262	2,761	2,799	327,442	276,961
80	U69	폐 허 증 ( 肺 虛 證 )	260	18	62	106,237	85,977
81	R26	보 행 과 이 동 의 이 상	259	1,309	1,338	354,641	261,241
82	M81	병 적 골 절 이 없 는 골 다 공 증	258	117	668	192,167	151,699
83	R20	피 부 감 각 의 장 애	257	243	294	139,014	109,959
84	J44	기 타 만성 폐 색 성 폐 질환	255	232	565	166,973	131,969
85	U61	혈 병 증 ( 血 病 證 )	255	69	89	218,120	174,725
86	I20	협 심 증	252	1,594	1,678	311,971	233,658
87	E14	상 세 불 명 의 당 뇨 병	249	211	234	175,303	139,567
88	R25	이 상 불 수 의 운 동	246	426	475	215,961	170,603
89	U66	심 허 증 ( 心 虛 證 )	246	124	127	168,362	135,396
90	R53	권 태 감 및 피 로 감	233	202	207	151,378	120,795
91	M99	달리 분류되지 않은 생물역학적 병변	230	2,384	2,453	323,756	239,793
92	C56	난 소 의 악 성 신 생 물	225	3,095	3,282	323,193	277,240
93	I99	순환기계통의 기타 및 상세불명의 장애	210	-	-	113,807	92,635
94	U79	장 부 검 병 증 ( 臟 腑 兼 病 證 )	203	126	126	133,078	107,448
95	U65	간 실 증 ( 肝 實 證 )	198	485	508	151,591	116,064
96	S23	흉곽의 관절 및 인대의 탈구, 염좌 및 긴장	194	1,976	2,017	246,763	181,866
97	C67	방 광 의 악 성 신 생 물	189	942	978	153,865	132,126
98	L89	육 창 궤 양 및 압 박 부 위	177	56	115	105,754	86,207
99	R11	구 역 및 구 토	174	224	306	144,292	115,874
100	G95	척 수 의 기 타 질환	173	666	671	195,226	154,595

Note : Based on the Treatment Month

제VI-14-1표

Table VI-14-1

## 65세이상 노인 질병소분류별 입원 다빈도 상병 진료현황(한방 남자)

Inpatient Benefits by Frequency of Disease in elderly man  
above the age of 65 (O.H&C Male)

(단위 : 명, 일, 천원)

Unit : Person, Day, KRW 1,000

순위 Rank	상병 기호 I.C.D	상 병 명 Diseases	진료실인원수 Patients	입내원일수 Visits	요양급여일수 Reimbursed Days	진료비 Medical Expense	급여비 Benefit
1	M54	등 통 증	5,783	25,337	28,568	5,370,547	4,099,680
2	M79	달리 분류되지 않은 기타 연조직 장애	5,251	4,694	5,919	3,528,182	2,837,530
3	F00	알츠하이머병에서의 치매 (G30.-+)	4,025	134	4,086	2,565,515	2,082,203
4	G81	편 마 비	3,813	3,728	5,536	3,527,033	2,828,067
5	I63	뇌 경 색 증	3,681	14,922	16,502	4,115,904	3,195,382
6	M25	달리 분류되지 않은 기타 관절 장애	2,651	4,970	5,968	1,942,244	1,523,668
7	M17	무릎 관절 절 증	2,392	14,900	16,734	2,725,312	2,068,687
8	S33	요추 및 골반의 관절 및 인대의 탈구, 염좌 및 긴장	1,833	29,603	30,104	3,334,880	2,405,866
9	G20	파킨슨슨 병	1,450	2,068	2,331	1,167,058	1,011,467
10	M48	기타 척추 병 증	1,424	16,150	16,791	2,322,218	1,716,270
11	U23	신경계통의 질환	1,292	736	1,469	920,787	738,449
12	M62	기타 근육 장애	1,279	480	683	822,587	660,676
13	M51	기타 추간판 장애	1,098	23,469	24,085	2,744,181	1,963,834
14	S72	대퇴골의 골절	929	5,164	5,623	1,025,846	772,170
15	G82	하반신마비 및 사지마비	795	1,457	1,706	804,821	647,507
16	C34	기관지 및 폐의 악성 신 생물	748	6,432	6,866	773,070	639,004
17	I61	뇌내출혈	715	3,047	3,334	997,255	771,971
18	ZZ	한방 기	664	677	710	449,243	361,595
19	I10	본태성(일차성)고혈압	626	223	293	405,289	323,801
20	M75	어깨 병 변	623	4,623	5,259	737,382	549,528
21	N18	만성 신장 질환	582	200	207	386,142	336,221
22	S06	두개내손상	578	1,973	1,977	652,029	509,911
23	F03	상세불명 치매	560	185	261	377,155	303,819
24	S32	요추 및 골반의 골절	542	6,000	6,133	872,288	647,452
25	I69	뇌혈관 질환의 후유증	519	1,522	1,715	415,432	319,785
26	C61	전립샘의 악성 신 생물	469	2,697	2,855	442,568	367,296
27	K30	소화불량	425	663	1,224	176,969	138,286
28	C16	위장의 악성 신 생물	405	2,965	3,100	403,962	335,502
29	S22	늑골, 흉골 및 흉추의 골절	399	5,417	5,548	670,998	498,769
30	U62	기혈음양병증(氣血陰陽病證)	375	6	14	222,774	182,323
31	G51	안면신경 장애	338	4,580	4,635	628,363	465,586
32	M47	척추 증	326	3,056	3,156	486,865	357,825
33	M50	경추간판 장애	300	5,178	5,345	640,289	462,411
34	C22	간 및 간내담관의 악성 신 생물	296	1,977	2,061	279,537	230,779
35	M13	기타 관절염	287	529	599	172,595	136,345
36	U71	신병증(腎病證)	280	1	56	152,650	124,720
37	M19	기타 관절 증	276	1,303	1,317	283,766	215,562
38	S13	목부위의 관절 및 인대의 탈구, 염좌 및 긴장	276	3,177	3,313	368,469	266,359
39	E11	인슐린-비의존 당뇨병	269	254	630	165,321	131,084
40	C18	결장의 악성 신 생물	265	1,680	1,779	265,442	224,118
41	J18	상세불명 병원체의 폐렴	256	132	146	122,751	97,871
42	M24	기타 명시된 관절 이상	228	156	490	192,281	153,206
43	C25	췌장자의 악성 신 생물	219	2,081	2,161	238,234	201,632
44	R42	현기 및 어지러움	216	619	1,040	202,961	161,605
45	U68	비병증(脾病證)	209	24	25	111,402	89,954
46	G30	알츠하이머 병	204	181	181	163,055	130,874
47	U60	기병증(氣病證)	202	24	31	90,891	73,176
48	S83	무릎의 관절 및 인대의 탈구, 염좌 및 긴장	200	2,702	2,766	314,591	227,850
49	J44	기타 만성 폐색성 폐 질환	194	81	384	108,340	86,023
50	S43	견갑대의 관절 및 인대의 탈구, 염좌 및 긴장	181	2,267	2,285	265,222	191,848

주 : 진료일 기준

제VI-14-2표

Table VI-14-2

## 65세이상 노인 질병소분류별 다빈도 상병 진료현황(한방 여자)

Inpatient Benefits by Frequency of Disease elderly man  
above the age of 65 (O.H&C Female)

(단위 : 명, 일, 천원)

Unit : Person, Day, KRW 1,000

순위 Rank	상병 기호 I.C.D	상 병 명 Diseases	진료실인원수 Patients	입내원일수 Visits	요양급여일수 Reimbursed Days	진료비 Medical Expense	급여비 Benefit
1	M54	등 통 증	17,766	70,838	80,470	16,568,347	12,739,457
2	M79	달리 분류되지 않은 기타 연조직 장애	15,240	11,051	18,833	11,119,508	8,920,468
3	M17	무릎 관절 증	12,566	97,204	111,073	16,463,756	12,503,181
4	F00	알츠하이머병에서의 치매 (G30.-+)	11,736	814	16,212	9,230,041	7,452,384
5	M25	달리 분류되지 않은 기타 관절장애	9,088	17,545	23,827	7,717,451	6,089,457
6	G81	편마 비	5,642	5,039	7,191	5,571,472	4,476,274
7	I63	뇌경색 증	5,482	20,965	25,677	6,595,192	5,151,435
8	M48	기타 척추 병 증	4,880	53,651	58,899	7,867,900	5,850,540
9	S33	요추 및 골반의 관절 및 인대의 탈구, 염좌 및 긴장	4,764	75,659	77,260	8,606,496	6,269,846
10	S72	대퇴골의 골절	4,067	19,164	21,112	4,676,701	3,603,093
11	M51	기타 추간판 장애	3,326	71,261	72,864	8,417,340	6,109,107
12	M62	기타 근육 장애	3,107	2,115	2,857	2,064,785	1,657,643
13	G20	파킨슨 병	2,991	4,753	7,843	2,958,764	2,559,571
14	S32	요추 및 골반의 골절	2,786	31,581	34,128	4,600,016	3,450,776
15	U23	신경계통의 질환	2,381	1,009	6,778	1,934,142	1,555,033
16	M75	어깨 병 변	1,949	12,609	16,194	2,239,765	1,702,586
17	S22	늑골, 흉골 및 흉추의 골절	1,680	22,717	23,292	2,949,070	2,176,666
18	I10	분태성 (일차성) 고혈압	1,641	181	1,262	1,145,415	916,872
19	ZZ	한방 치료	1,355	1,248	1,458	1,016,702	817,591
20	F03	상세불명 치매	1,338	509	1,102	944,197	757,155
21	M19	기타 관절 증	1,298	7,472	8,439	1,473,928	1,120,681
22	K30	소화 불량	1,228	3,034	5,685	783,461	611,633
23	M13	기타 관절염	1,210	3,392	4,079	999,640	777,935
24	G82	하반신마비 및 사지마비	1,098	2,696	3,065	1,376,255	1,103,142
25	I61	뇌내출혈	1,090	4,302	5,139	1,575,439	1,225,835
26	M47	척추 증	941	6,786	8,655	1,154,482	870,983
27	N18	만성 신장 질환	882	187	277	629,325	545,475
28	S82	발목을 포함한 아래 다리의 골절	861	14,586	15,476	1,879,365	1,390,104
29	U62	기혈음양병증 (氣血陰陽病證)	809	247	247	642,786	517,210
30	I69	뇌혈관 질환의 후유증	794	1,859	4,275	664,394	515,627
31	C50	유방의 악성 신 생물	789	12,410	14,085	1,351,441	1,131,408
32	S83	무릎의 관절 및 인대의 탈구, 염좌 및 긴장	766	12,025	12,356	1,398,710	1,024,989
33	G51	안면신경 장애	744	10,478	10,883	1,443,543	1,072,519
34	M24	기타 명시된 관절 이상	648	872	1,040	636,195	504,187
35	R51	두통	644	1,227	1,645	409,174	319,572
36	R42	현기증 및 어지러움	618	2,150	2,770	631,299	496,307
37	U71	신병증 (腎病證)	573	1	1	409,617	333,317
38	M43	기타 변형성 등 증	572	8,285	8,434	1,026,442	762,148
39	M50	경추간판 장애	569	11,332	11,547	1,359,747	989,775
40	C34	기관지 및 폐의 악성 신 생물	567	5,988	6,478	731,335	621,760
41	S13	목 부위의 관절 및 인대의 탈구, 염좌 및 긴장	529	6,709	6,924	813,839	591,423
42	G30	알츠하이머 병	520	498	887	492,691	395,756
43	R10	복부 및 골반 통증 증	505	3,958	4,915	496,108	373,711
44	U60	기병증 (氣病證)	500	116	174	262,133	211,536
45	U68	비병증 (脾病證)	484	106	127	317,828	255,289
46	S06	두개내손상	467	2,449	2,848	523,533	402,927
47	M15	다발관절 증	459	730	733	289,387	226,705
48	E11	인슐린 - 비의존 당뇨병	458	640	712	334,430	260,567
49	C16	위암 신 생물	432	4,309	4,593	527,941	451,094
50	S43	견갑대의 관절 및 인대의 탈구, 염좌 및 긴장	424	5,028	5,152	603,170	441,482

Note : Based on the Treatment Month

제VI-15표  
Table VI-15

65세이상 노인 질병소분류별  
Outpatient Benefits by Frequency of Disease

순위 Rank	상병 기호 I.C.D	상 병 명 Diseases	진료실인원수 Patients	입내원일수 Visits	요양급여일수 Reimbursed Days	진료비 Medical Expense	급여비 Benefit
1	M54	등 통 증	1,298,648	11,565,653	12,125,397	287,441,013	248,565,463
2	M79	달리 분류되지 않은 기타 연조직 장애	630,116	4,468,720	4,673,239	108,946,838	95,385,699
3	S33	요추 및 골반의 관절 및 인대의 탈구, 염좌 및 긴장	374,384	2,324,430	2,429,152	61,551,682	51,361,229
4	M25	달리 분류되지 않은 기타 관절 장애	356,337	2,565,518	2,724,492	62,295,503	54,260,622
5	M62	기 타 근 육 장 애	325,079	2,190,286	2,293,094	54,252,761	47,229,732
6	M75	어 깨 병 변	200,596	1,232,706	1,280,699	30,418,016	25,941,160
7	K30	소 화 불 랑	198,044	1,114,671	1,441,833	27,182,928	23,545,012
8	M17	무 료 관 절 증	150,167	1,167,302	1,221,607	27,930,608	24,173,091
9	S93	발목 및 발부위의 관절 및 인대의 탈구, 염좌 및 긴장	145,019	716,548	736,764	17,853,349	15,309,721
10	S43	견갑대의 관절 및 인대의 탈구, 염좌 및 긴장	117,118	676,543	707,237	17,474,017	14,757,327
11	S13	목 부위의 관절 및 인대의 탈구, 염좌 및 긴장	104,564	540,383	569,533	14,904,895	12,181,117
12	M48	기 타 척 추 병 증	97,191	918,711	960,960	25,622,683	20,878,762
13	S83	무릎의 관절 및 인대의 탈구, 염좌 및 긴장	93,065	593,901	615,491	14,887,104	12,672,781
14	S63	손목 및 손부위의 관절 및 인대의 탈구, 염좌 및 긴장	74,960	346,590	357,773	8,597,600	7,368,076
15	U30	근 골격 계 및 결합 조직의 질환	66,408	361,088	380,394	8,851,457	7,647,660
16	R51	두 통 환	51,194	277,834	304,609	6,605,416	5,715,645
17	U23	신 경 계 통 의 질 환	49,279	479,114	513,964	11,581,611	10,049,813
18	R10	복 부 및 골 반 통 증	44,223	225,428	292,313	5,543,111	4,694,030
19	M51	기 타 추 간 판 장 애	42,538	354,157	377,381	10,991,796	8,379,992
20	ZZ	한 방 기 타	42,405	279,436	308,989	6,574,910	5,723,179
21	R42	현 기 및 어 지 러 움	38,209	242,113	281,614	5,796,921	4,976,452
22	G51	안 면 신 경 장 애	38,100	579,824	613,122	14,361,655	12,021,151
23	G43	편 두 통 증	37,204	205,400	222,056	4,913,694	4,246,366
24	M77	기 타 골 부 착 부 병 증	36,962	206,512	213,825	5,034,649	4,338,183
25	G44	기 타 두 통 증 후 군	34,131	193,874	209,592	4,816,264	4,150,826
26	J00	급 성 비 인 두 염 [ 감 기 ]	32,237	98,458	252,875	2,338,315	1,989,534
27	R25	이 상 불 수 의 운 동	31,757	230,893	245,960	5,364,807	4,686,841
28	G47	수 면 장 애	30,822	284,889	315,005	6,363,460	5,511,397
29	S80	아 래 다 리 의 표 재 성 손 상	25,824	128,608	132,517	3,153,122	2,738,492
30	R20	피 부 감 각 의 장 애	25,729	166,883	175,279	3,941,630	3,441,442
31	S23	흉곽의 관절 및 인대의 탈구, 염좌 및 긴장	23,146	96,388	101,677	2,519,320	2,122,037
32	H93	달리 분류되지 않은 귀의 기타 장애	21,870	221,646	239,145	5,228,979	4,422,747
33	M72	섬 유 모 세 포 장 애	20,378	135,839	141,675	3,276,843	2,808,688
34	S53	팔꿈치의 관절 및 인대의 탈구, 염좌 및 긴장	19,671	98,320	101,857	2,491,877	2,102,652
35	K29	위 염 및 십 이 지 장 염	18,424	95,291	141,485	2,303,416	1,952,880
36	M19	기 타 관 절 증	18,180	125,494	133,363	3,029,099	2,611,820
37	M47	척 추 증	17,823	140,001	148,804	3,523,669	3,012,289
38	S30	복부, 아래등 및 골반의 표재성 손상	17,727	88,025	91,307	2,153,582	1,875,522
39	M50	경 추 간 판 장 애	17,367	129,488	138,012	4,063,262	3,109,265
40	M24	기 타 명 시 된 관 절 이 상	16,648	108,753	111,884	2,607,159	2,262,572
41	M53	달리 분류되지 않은 기타 등 병 증	16,632	100,199	105,311	2,591,517	2,184,072
42	M13	기 타 관 절 염	15,714	106,699	117,589	2,496,634	2,151,445
43	G57	하 지 의 단 일 신 경 병 증	15,122	109,666	113,376	2,618,215	2,272,545
44	R05	기 침	14,838	57,153	117,471	1,339,289	1,138,921
45	K59	기 타 기 능 성 장 장 애	14,322	87,602	120,937	1,993,943	1,721,207
46	M65	운 활 막 염 및 힘 줄 운 활 막 염	11,770	67,278	71,379	1,639,788	1,399,649
47	U67	심 실 증 ( 心 實 證 )	11,083	65,024	77,876	1,567,763	1,330,179
48	S73	둔부의 관절 및 인대의 탈구, 염좌 및 긴장	10,957	64,915	67,085	1,692,186	1,414,585
49	U68	비 병 증 ( 脾 病 證 )	10,834	59,518	77,012	1,474,988	1,253,364
50	M99	달리 분류되지 않은 생물역학적 병변	10,449	94,374	102,862	2,475,303	2,077,266

주 : 진료일 기준

## 외래 다빈도 상병 진료현황(한방 계)

in elderly man above the age of 65(O.H&C Total)

(단위 : 명, 일, 천원)

Unit : Person, Day, KRW 1,000

순위 Rank	상병 기호 I.C.D	상 병 명 Diseases	진료실인원수 Patients	임내원일수 Visits	요양급여일수 Reimbursed Days	진료비 Medical Expense	급여비 Benefit
51	U60	기 병 증 ( 氣 病 證 )	10,276	47,227	62,498	1,183,046	1,012,757
52	S70	둔 부 및 대 퇴 의 표 재 성 손 상	10,267	53,667	55,506	1,310,530	1,139,841
53	U28	소 화 계 통 의 질 환	10,031	44,129	54,017	1,068,941	928,598
54	R60	달 리 분 류 되 지 않 은 부 증	9,239	65,538	70,006	1,523,856	1,325,450
55	S40	어 깨 및 위 팔 의 표 재 성 손 상	9,206	50,077	52,103	1,222,483	1,059,959
56	J31	만 성 비 염 , 비 인 두 염 및 인 두 염	9,098	53,583	128,534	1,335,268	1,106,339
57	R07	목 구멍 및 가 숨 의 통 증	9,086	53,243	58,730	1,259,261	1,089,967
58	G24	근 긴 장 이 상	9,051	49,289	52,220	1,170,099	998,999
59	G56	팔 의 단 일 신 경 병 증	9,020	52,226	54,270	1,260,051	1,086,892
60	S46	어깨 및 위팔 부위의 근육 및 힘줄의 손상	8,711	52,048	54,132	1,333,687	1,120,123
61	M70	사용, 과용 및 압박과 관련된 연조직 장애	8,319	48,154	50,077	1,166,402	1,001,591
62	M23	무 료 의 내 부 이 상	8,135	54,148	56,170	1,350,880	1,154,098
63	I69	뇌 혈 관 질 환 의 후 유 증	7,923	139,809	146,363	3,310,800	2,868,698
64	F45	신 체 형 장 애	7,561	41,183	51,874	998,916	842,302
65	R57	달 리 분 류 되 지 않 은 쇼 크	7,142	74,463	75,394	1,573,119	1,399,613
66	H81	전 정 기 능 의 장 애	6,618	41,838	48,998	1,037,789	872,947
67	M60	근 육	6,555	39,922	42,527	978,795	837,980
68	S90	발 목 및 발 의 표 재 성 손 상	6,503	25,907	26,796	638,591	552,986
69	J30	혈관운동성 및 알레르기성 비염	6,463	38,418	61,931	911,748	767,763
70	U71	신 병 증 ( 腎 病 證 )	6,316	43,483	46,308	1,023,255	882,994
71	K92	소 화 계 통 의 기 타 질 환	6,173	45,023	50,709	997,846	867,016
72	K07	치 아 얼 굴 이 상 [ 부 정 교 합 포 함 ]	6,037	42,015	43,753	1,047,463	892,953
73	U22	정 신 및 행 동 장 애	6,018	33,775	42,286	925,596	760,749
74	U65	간 실 증 ( 肝 實 證 )	5,986	36,052	43,910	922,699	769,927
75	K21	위 - 식 도 역 류 병	5,978	38,607	53,020	941,599	792,543
76	U66	심 허 증 ( 心 虛 證 )	5,529	32,259	47,416	792,693	660,665
77	R00	심 장 박 동 이 상	5,412	31,618	35,991	716,313	611,882
78	U78	장 부 겸 병 증 ( 臟 腑 兼 病 證 )	5,332	29,094	34,065	715,203	599,886
79	S76	둔부 및 대퇴 부위의 근육 및 힘줄의 손상	5,219	29,469	30,493	732,572	629,961
80	G20	파 킨 슨 병	4,915	76,139	85,981	2,155,197	1,906,822
81	S60	손 목 및 손 의 표 재 성 손 상	4,775	20,900	21,501	503,934	435,558
82	I63	뇌 경 색 증	4,639	66,132	72,937	1,697,453	1,284,795
83	S86	아래다리 부위의 근육 및 힘줄의 손상	4,376	21,541	22,135	538,745	462,249
84	S96	발목 및 발 부위의 근육 및 힘줄의 손상	4,354	19,696	20,091	481,300	407,922
85	S20	흉 광 의 표 재 성 손 상	4,014	17,089	17,846	418,842	363,682
86	M16	고 관 절 증	3,873	26,515	27,390	662,485	558,464
87	E51	티 아 민 결 핏	3,820	26,059	27,043	591,969	512,349
88	U62	기 혈 음 양 병 증 ( 氣 血 陰 陽 病 證 )	3,812	20,526	30,947	483,313	408,828
89	M76	발을 제외한 하지의 골부착부병증	3,611	18,901	19,930	459,092	394,792
90	U64	간 허 증 ( 肝 虛 證 )	3,570	22,388	23,368	506,716	433,925
91	U79	장 부 겸 병 증 ( 臟 腑 兼 病 證 )	3,570	17,853	24,127	436,493	375,661
92	G50	삼 차 신 경 의 장 애	3,554	27,957	29,950	687,704	578,902
93	L29	가 려 음	3,513	21,105	24,436	476,898	412,489
94	L30	기 타 피 부 염	3,482	30,645	35,304	674,305	576,351
95	M43	기 타 변 형 성 등 병 증	3,461	27,056	28,358	804,264	620,713
96	S50	아 래 팔 의 표 재 성 손 상	3,376	15,927	16,481	389,277	336,988
97	G64	말 초 신 경 계 통 의 기 타 장 애	3,354	27,124	28,611	614,514	536,236
98	J06	다발성 및 상세불명 부위의 급성 상기도 감염	3,296	9,738	25,955	233,701	196,669
99	N30	방 광 염	3,269	23,028	26,496	533,219	459,103
100	M46	기 타 염 증 성 척 추 병 증	3,196	25,611	26,776	646,521	550,421

Note : Based on the Treatment Month

## 65세이상 노인 질병소분류별 외래 다빈도 상병 진료현황(한방 남자)

Outpatient Benefits by Frequency of Disease in elderly man  
above the age of 65 (O.H&C Male)

(단위 : 명, 일, 천원)

Unit : Person, Day, KRW 1,000

순위 Rank	상병 기호 I.C.D	상 병 명 Diseases	진료실인원수 Patients	입내원일수 Visits	요양급여일수 Reimbursed Days	진료비 Medical Expense	급여비 Benefit
1	M54	등 통 증	426,179	3,752,511	3,929,562	93,722,460	80,994,152
2	M79	달리 분류되지 않은 기타 연조직 장애	204,283	1,461,746	1,531,280	35,839,335	31,367,536
3	S33	요추 및 골반의 관절 및 인대의 탈구, 염좌 및 긴장	152,586	891,014	927,877	23,606,989	19,714,792
4	M62	기 타 근 육 장애	108,469	753,015	787,986	18,726,386	16,309,132
5	M25	달리 분류되지 않은 기타 관절 장애	103,324	742,112	786,326	18,176,516	15,835,783
6	M75	어 깨 병 변	66,055	429,111	445,529	10,576,735	8,974,650
7	K30	소 화 불 량	46,876	257,204	358,786	6,367,836	5,510,307
8	S93	발목 및 발부위의 관절 및 인대의 탈구, 염좌 및 긴장	44,827	216,693	221,978	5,411,617	4,635,810
9	S43	견갑대의 관절 및 인대의 탈구, 염좌 및 긴장	42,940	251,029	262,118	6,496,957	5,485,097
10	S13	목 부위의 관절 및 인대의 탈구, 염좌 및 긴장	37,688	196,709	206,994	5,460,035	4,456,200
11	M17	무 료 관 절 증	34,254	259,018	271,373	6,210,479	5,385,201
12	M48	기 타 척 추 병 증	29,577	308,455	322,619	8,654,820	7,023,822
13	S83	무릎의 관절 및 인대의 탈구, 염좌 및 긴장	27,672	169,985	175,479	4,276,707	3,643,737
14	S63	손목 및 손부위의 관절 및 인대의 탈구, 염좌 및 긴장	26,312	117,425	121,244	2,928,535	2,506,026
15	U30	근 골 격 계 및 결 합 조 직 의 질 환	21,114	118,298	124,613	2,919,528	2,518,730
16	U23	신 경 계 통 의 질 환	18,793	224,133	246,264	5,440,371	4,707,704
17	ZZ	한 방 기 타	15,403	110,301	122,868	2,592,723	2,252,910
18	M77	기 타 골 부 착 부 병 증	15,353	85,848	89,114	2,110,330	1,813,722
19	M51	기 타 추 간 판 장 애	14,129	123,294	131,316	3,877,482	2,934,174
20	G51	안 면 신 경 장 애	13,147	241,617	255,495	5,985,426	4,987,477
21	R42	현 기 및 어 지 러 움	11,220	78,087	93,033	1,880,722	1,615,728
22	R10	복 부 및 골 반 통 증	11,165	57,779	77,343	1,435,751	1,213,580
23	J00	급 성 비 인 두 염 [ 감 기 ]	10,472	30,769	88,152	730,828	620,066
24	R51	두 통	10,362	61,276	68,761	1,463,249	1,262,566
25	R25	이 상 불 수 의 운 동	9,816	72,775	77,363	1,701,896	1,485,900
26	S53	팔꿈치의 관절 및 인대의 탈구, 염좌 및 긴장	9,142	45,375	46,897	1,150,130	970,810
27	H93	달리 분류되지 않은 귀의 기타 장애	8,504	94,058	102,532	2,245,111	1,889,031
28	R20	피 부 감 각 의 장 애	8,468	59,231	62,069	1,411,961	1,230,986
29	S23	흉곽의 관절 및 인대의 탈구, 염좌 및 긴장	7,778	31,301	32,692	815,887	684,600
30	G43	편 두 통	7,439	43,947	47,869	1,053,998	909,369
31	G47	수 면 장 애	7,362	65,201	74,757	1,514,446	1,305,014
32	M72	섬 유 모 세 포 장 애	7,240	50,838	52,929	1,226,286	1,049,806
33	M50	경 추 간 판 장 애	6,961	55,039	58,554	1,756,448	1,326,465
34	G44	기 타 두 통 증 후 군	6,912	41,083	45,008	1,020,564	881,785
35	S80	아 래 다 리 의 표 재 성 손 상	6,116	29,437	30,283	723,589	627,717
36	M47	척 추 증	5,712	46,134	49,798	1,165,402	992,096
37	S30	복부, 아래등 및 골반의 표재성 손상	5,650	27,473	28,423	677,003	588,359
38	M19	기 타 관 절 증	5,356	37,064	41,081	903,100	778,488
39	M53	달리 분류되지 않은 기타 등병증	5,339	32,904	34,640	853,031	719,977
40	K59	기 타 기 능 성 장 장 애	5,199	32,342	48,588	750,982	647,609
41	M24	기 타 명 시 된 관 절 이 상	5,156	33,755	34,564	817,872	709,211
42	G57	하 지 의 단 일 신 경 병 증	5,111	38,769	40,175	940,958	812,141
43	R05	기 침	5,015	18,114	42,482	430,554	364,715
44	J31	만 성 비염, 비 인 두 염 및 인 두 염	4,707	26,237	79,762	688,149	561,407
45	K29	위 염 및 십 이 지 장 염	4,564	23,852	38,872	575,213	486,248
46	I69	뇌 혈 관 질 환 의 후 유 증	4,175	78,163	81,984	1,834,769	1,592,293
47	M13	기 타 관 절 염	4,110	27,496	30,266	650,718	559,687
48	M65	윤 활 막 염 및 힘 줄 윤 활 막 염	3,921	24,006	25,334	586,713	500,988
49	S73	둔부의 관절 및 인대의 탈구, 염좌 및 긴장	3,872	23,165	23,746	604,510	507,708
50	R60	달 리 분 류 되 지 않 은 부 증	3,618	25,303	27,395	597,717	522,089

주 : 진료일 기준

제VI-15-2표

Table VI-15-2

## 65세이상 노인 질병소분류별 외래 다빈도 상병 진료현황(한방 여자)

Outpatient Benefits by Frequency of Disease elderly man  
above the age of 65 (O.H&C Female)

(단위 : 명, 일, 천원)

Unit : Person, Day, KRW 1,000

순위 Rank	상병 기호 I.C.D	상 병 명 Diseases	진료실인원수 Patients	입내원일수 Visits	요양급여일수 Reimbursed Days	진료비 Medical Expense	급여비 Benefit
1	M54	등 통 증	872,469	7,813,142	8,195,835	193,718,552	167,571,311
2	M79	다리 분류되지 않은 기타 연조직 장애	425,833	3,006,974	3,141,959	73,107,503	64,018,164
3	M25	다리 분류되지 않은 기타 관절장애	253,013	1,823,406	1,938,166	44,118,987	38,424,839
4	S33	요추 및 골반의 관절 및 인대의 탈구, 염좌 및 긴장	221,798	1,433,416	1,501,275	37,944,693	31,646,437
5	M62	기 타 근 육 장 애	216,610	1,437,271	1,505,108	35,526,375	30,920,600
6	K30	소 화 불 량	151,168	857,467	1,083,047	20,815,093	18,034,705
7	M75	어 깨 병 변	134,541	803,595	835,170	19,841,281	16,966,510
8	M17	무 료 관 절 증	115,913	908,284	950,234	21,720,129	18,787,890
9	S93	발목 및 발부위의 관절 및 인대의 탈구, 염좌 및 긴장	100,192	499,855	514,786	12,441,731	10,673,910
10	S43	견갑대의 관절 및 인대의 탈구, 염좌 및 긴장	74,178	425,514	445,119	10,977,060	9,272,230
11	M48	기 타 척 추 병 증	67,614	610,256	638,341	16,967,863	13,854,940
12	S13	목 부위의 관절 및 인대의 탈구, 염좌 및 긴장	66,876	343,674	362,539	9,444,860	7,724,917
13	S83	무릎의 관절 및 인대의 탈구, 염좌 및 긴장	65,393	423,916	440,012	10,610,397	9,029,044
14	S63	손목 및 손부위의 관절 및 인대의 탈구, 염좌 및 긴장	48,648	229,165	236,529	5,669,065	4,862,050
15	U30	근 골 격 계 및 결 합 조 직 의 질 환	45,294	242,790	255,781	5,931,929	5,128,931
16	R51	두 통 증	40,832	216,558	235,848	5,142,167	4,453,080
17	R10	복 부 및 골 반 통 증	33,058	167,649	214,970	4,107,360	3,480,451
18	U23	신 경 계 통 의 질 환	30,486	254,981	267,700	6,141,241	5,342,108
19	G43	편 두 통	29,765	161,453	174,187	3,859,696	3,336,997
20	M51	기 타 추 간 판 장 애	28,409	230,863	246,065	7,114,314	5,445,819
21	G44	기 타 두 통 증 후 군	27,219	152,791	164,584	3,795,700	3,269,041
22	ZZ	한 방 기 타	27,002	169,135	186,121	3,982,186	3,470,269
23	R42	현 기 및 어 지 러 움	26,989	164,026	188,581	3,916,199	3,360,724
24	G51	안 면 신 경 장 애	24,953	338,207	357,627	8,376,230	7,033,674
25	G47	수 면 장 애	23,460	219,688	240,248	4,849,014	4,206,383
26	R25	이 상 불 수 의 운 동	21,941	158,118	168,597	3,662,911	3,200,941
27	J00	급 성 비 인 두 염 [ 감 기 ]	21,765	67,689	164,723	1,607,487	1,369,469
28	M77	기 타 골 부 착 부 병 증	21,609	120,664	124,711	2,924,319	2,524,461
29	S80	아 래 다 리 의 표 재 성 손 상	19,708	99,171	102,234	2,429,533	2,110,775
30	R20	피 부 감 각 의 장 애	17,261	107,652	113,210	2,529,669	2,210,457
31	S23	흉곽의 관절 및 인대의 탈구, 염좌 및 긴장	15,368	65,087	68,985	1,703,434	1,437,437
32	K29	위 염 및 십 이 지 장 염	13,860	71,439	102,613	1,728,203	1,466,632
33	H93	다리 분류되지 않은 귀의 기타 장애	13,366	127,588	136,613	2,983,867	2,533,716
34	M72	섬 유 모 세 포 장 애	13,138	85,001	88,746	2,050,557	1,758,882
35	M19	기 타 관 절 증	12,824	88,430	92,282	2,125,999	1,833,332
36	M47	척 추 증	12,111	93,867	99,006	2,358,268	2,020,194
37	S30	복부, 아래등 및 골반의 표재성 손상	12,077	60,552	62,884	1,476,578	1,287,164
38	M13	기 타 관 절 염	11,604	79,203	87,323	1,845,916	1,591,757
39	M24	기 타 명 시 된 관 절 이 상	11,492	74,998	77,320	1,789,287	1,553,361
40	M53	다리 분류되지 않은 기타 등병증	11,293	67,295	70,671	1,738,486	1,464,095
41	S53	팔꿈치의 관절 및 인대의 탈구, 염좌 및 긴장	10,529	52,945	54,960	1,341,748	1,131,841
42	M50	경 추 간 판 장 애	10,406	74,449	79,458	2,306,814	1,782,800
43	G57	하 지 의 단 일 신 경 병 증	10,011	70,897	73,201	1,677,257	1,460,403
44	R05	기 침	9,823	39,039	74,989	908,736	774,206
45	K59	기 타 기 능 성 장 장 애	9,123	55,260	72,349	1,242,961	1,073,599
46	U67	심 실 증 ( 心 實 證 )	8,803	51,080	60,392	1,229,679	1,043,672
47	M65	운 활 막 염 및 힘 줄 운 활 막 염	7,849	43,272	46,045	1,053,075	898,661
48	U68	비 병 증 ( 脾 病 證 )	7,738	42,429	52,056	1,042,025	887,531
49	U28	소 화 계 통 의 질 환	7,627	33,164	40,219	803,812	697,552
50	G24	근 긴 장 이 상	7,191	37,236	39,182	883,375	754,955

Note : Based on the Treatment Month

제VI-16표  
Table VI-16

시도별 신규 중증(암)등록환자의  
Number of People Registered Newly as Patients with Serious

구 분		계 T	서 울 Seoul	부 산 Busan	대 구 Daegu	인 천 Incheon	광 주 Gwangju	대 전 Daejeon	울 산 Ulsan	세 종 Sejong	경 기 Gyeonggi
계		357,397	66,417	24,888	16,158	19,115	9,336	9,469	7,336	2,156	89,500
폐	암	31,937	5,682	2,164	1,438	1,758	730	803	599	155	7,504
위	암	29,345	4,832	2,189	1,336	1,520	737	888	609	189	6,935
간	암	18,210	3,009	1,464	806	877	477	422	351	74	4,117
대장	암	32,298	5,887	2,139	1,481	1,764	745	855	562	153	8,114
유방	암	31,813	6,443	2,001	1,413	1,875	802	937	703	232	8,793
자궁경부	암	3,454	573	267	169	198	86	102	65	28	889
입술구강	암	4,650	870	320	196	244	112	123	101	23	1,152
식도	암	2,960	510	225	128	156	55	67	42	17	642
담낭	암	2,594	427	209	137	131	46	72	50	11	558
담도	암	4,312	698	341	206	204	115	108	87	23	901
췌장	암	8,770	1,551	653	395	415	201	264	184	44	2,006
후두	암	1,316	221	98	57	69	29	29	26	10	303
소장	암	1,302	224	109	51	77	38	36	23	4	302
뼈및관절연골	암	642	110	33	20	35	16	15	13	4	175
피부	암	8,926	1,398	522	383	393	238	216	153	52	1,920
종피성연조직	암	2,624	516	181	114	178	76	73	37	7	703
난소	암	4,260	791	306	192	229	101	127	98	24	1,212
전립선	암	25,885	5,236	1,752	1,144	1,250	660	689	370	142	5,989
신장	암	7,395	1,311	515	366	423	183	192	159	45	1,986
신우	암	898	186	65	45	51	25	15	17	5	225
요관	암	1,211	213	94	58	58	31	32	22	8	283
방광	암	8,432	1,515	648	326	427	170	197	153	29	2,177
뇌	암	2,717	480	192	107	136	76	51	51	21	747
비호지킨림프종		6,714	1,365	417	291	333	176	157	128	39	1,669
다발성골수종		2,699	490	167	128	133	74	76	47	10	685
백혈병		5,546	999	337	240	324	144	143	121	32	1,430
갑상샘	암	36,284	6,723	2,899	1,831	2,047	1,017	890	1,035	376	9,881
기타	암	81,552	16,159	5,289	3,706	4,435	2,457	2,199	1,725	471	21,098

주 : 1) 2022 년 1 월부터 12 월까지 국민건강보험공단에 등록된 신규 중증(암) 등록인원 기준이며, 사망자, 재등록자 포함.

2) 중증(암)등록환자의 주민등록 주소지 기준이며, 기타는 주민등록 주소지가 불분명한 건임.

3) 등록 임환자가 산정특례 적용기간 중에 기존에 등록된 암과 다른 암종이 추가로 발생한 경우 별도로 등록해야 하므로, 계의 값은 아래 구분의 합계보다 작을 수 있음



# 암유형별 등록인원 현황

Disease or Cancer by Region and Cancer Type

(단위 : 명)  
Unit : Person

강 원 Gangwon	충 북 Chungbuk	충 남 Chungnam	전 북 Jeonbuk	전 남 Jeonnam	경 북 Gyeongbuk	경 남 Gyeongnam	제 주 Jeju	기 타 Other	Division
11,300	11,154	15,316	13,341	14,712	19,794	23,136	4,269	-	Total
1,166	1,138	1,505	1,274	1,495	2,082	2,060	384	-	Lung cancer
1,036	1,079	1,412	1,077	1,192	1,913	2,098	303	-	Gastric cancer
645	610	785	681	1,020	1,143	1,425	304	-	Hepatic cancer
1,143	1,093	1,515	1,188	1,279	1,888	2,051	441	-	Colon cancer
915	939	1,172	979	931	1,435	1,878	365	-	Breast cancer
96	115	136	110	108	220	243	49	-	Cervical cancer
137	145	220	182	183	253	315	74	-	Oral cancer
125	119	136	107	162	171	245	53	-	Esophageal cancer
92	87	120	120	117	194	186	37	-	Gall bladder cancer
161	160	214	200	193	298	343	60	-	Cholangiocarcinoma
320	297	400	374	410	574	569	113	-	Pancreatic cancer
55	43	60	67	57	80	95	17	-	Larynx cancer
43	51	60	53	53	62	103	13	-	Small intestine cancer
17	18	32	27	36	37	45	9	-	Bone and joint cancer
321	304	528	502	596	628	642	130	-	Skin cancer
77	84	91	94	82	132	150	29	-	Mesothelial soft tissue cancer
130	119	161	144	108	214	272	32	-	Ovarian cancer
850	860	1,218	1,031	1,213	1,608	1,562	311	-	Prostatic cancer
210	209	340	240	242	386	507	81	-	Kidney cancer
27	28	30	30	31	45	51	22	-	Renal pelvis cancer
41	46	52	44	50	69	99	11	-	Ureter cancer
293	283	379	304	395	479	580	77	-	Bladder cancer
91	92	116	132	91	138	168	28	-	Brain cancer
239	190	294	262	271	343	456	84	-	Non-Hodgkin lymphoma
81	97	117	117	129	172	143	33	-	Mutiple myeloma
158	189	244	208	262	296	329	90	-	Leukaemia
793	824	1,355	1,183	1,267	1,571	2,289	303	-	Thyroid cancer
2,326	2,307	3,136	3,015	3,227	4,076	4,964	962	-	Other

Note : 1) Data is based on the number of people registered newly as patients with serious disease or cancer in the NHIS from January to December 2022, including the deceased and re-registered individuals.

2) Region is classified according to the address of resident's registration and the case that the address is unclear is categorized as other.

3) The total value may be less than the sum of the categories below considering that a registered cancer patient who developed a cancer type different from the previously registered one during the special calculation period must register the new cancer separately.

제VI-17표  
Table VI-17

시도별 신규 중증(암)등록환자의  
Number of People Treated among Those Registered Newly

구 분		계 T	서 울 Seoul	부 산 Busan	대 구 Daegu	인 천 Incheon	광 주 Gwangju	대 전 Daejeon	울 산 Ulsan	세 종 Sejong	경 기 Gyeonggi
계		353,525	65,648	24,646	16,031	18,901	9,218	9,339	7,246	2,131	88,491
폐	암	34,241	6,112	2,292	1,534	1,865	793	863	647	164	8,090
위	암	32,273	5,384	2,382	1,475	1,627	836	965	657	203	7,609
간	암	20,457	3,350	1,646	921	955	560	462	399	82	4,561
대 장	암	35,658	6,563	2,389	1,602	1,927	849	941	596	163	8,918
유 방	암	36,414	7,531	2,326	1,615	2,119	916	1,046	775	250	10,066
자 궁 경 부	암	4,198	716	334	190	238	109	124	74	30	1,094
입 술 구 강	암	5,606	1,067	388	233	283	150	140	114	26	1,382
식 도	암	3,415	588	264	143	180	65	80	51	21	742
담 낭	암	2,952	478	227	153	140	57	82	58	11	640
담 도	암	5,714	907	473	263	260	154	141	110	31	1,181
체 장	암	9,540	1,691	714	437	450	225	279	196	47	2,161
후 두	암	1,667	279	122	70	87	42	34	28	14	375
소 장	암	1,598	285	141	67	95	41	49	27	5	365
뼈 및 관 절 연 골	암	1,161	202	62	48	58	36	34	20	7	282
피 부	암	9,974	1,582	581	415	432	281	242	194	58	2,121
중 피 성 연 조 직	암	3,525	671	244	154	236	103	103	59	13	910
난 소	암	4,996	933	347	230	267	129	142	107	28	1,422
전 립 선	암	27,851	5,567	1,899	1,249	1,323	714	729	409	148	6,468
신 장	암	8,372	1,469	580	420	480	217	214	170	49	2,209
신 우	암	1,288	251	91	65	76	42	28	25	6	306
요 관	암	1,608	276	127	90	72	42	43	29	9	364
방 광	암	10,181	1,818	745	450	499	248	233	175	37	2,561
뇌	암	3,517	604	233	150	176	107	72	69	22	925
비 호 지 킨 림 프 종		7,813	1,574	495	327	381	208	188	140	43	1,956
다 발 성 골 수 종		3,006	553	183	147	151	78	80	49	13	756
백 혈 병		5,993	1,088	355	257	341	161	159	136	37	1,535
갑 상 샘	암	40,612	7,580	3,240	2,107	2,295	1,137	990	1,130	395	10,911
기 타	암	110,777	21,437	7,323	4,900	6,018	3,289	3,019	2,333	645	28,427

주 : 1) 진료일 기준  
2) 2022 년 1 월부터 12 월까지 국민건강보험공단에 등록된 신규 중증(암) 등록환자(악국, 사망자, 재등록자 포함) 기준  
3) 중증(암)등록환자의 주민등록 주소지 기준이며, 기타는 주민등록 주소지가 불분명한 건임

# 암유형별 진료인원 현황

as Patients with Serious Disease or Cancer by Region and Cancer Type

(단위 : 명)  
Unit : Person

강 원 Gangwon	충 북 Chungbuk	충 남 Chungnam	전 북 Jeonbuk	전 남 Jeonnam	경 북 Gyeongbuk	경 남 Gyeongnam	제 주 Jeju	기 타 Other	Division
11,185	11,053	15,130	13,217	14,525	19,587	22,952	4,225	-	Total
1,253	1,202	1,621	1,358	1,621	2,199	2,223	404	-	Lung cancer
1,131	1,190	1,545	1,224	1,363	2,066	2,278	338	-	Gastric cancer
729	706	891	785	1,159	1,314	1,603	334	-	Hepatic cancer
1,267	1,234	1,679	1,341	1,435	2,029	2,234	491	-	Colon cancer
1,030	1,071	1,330	1,099	1,061	1,633	2,138	408	-	Breast cancer
118	143	157	146	139	248	279	59	-	Cervical cancer
168	177	265	221	226	304	370	92	-	Oral cancer
150	132	156	122	181	201	276	63	-	Esophageal cancer
105	105	138	137	141	221	217	42	-	Gall bladder cancer
210	216	275	253	296	398	466	80	-	Cholangiocarcinoma
345	331	428	408	461	614	632	121	-	Pancreatic cancer
70	53	80	92	85	98	116	22	-	Larynx cancer
52	59	72	67	67	74	116	16	-	Small intestine cancer
26	40	50	62	76	63	79	16	-	Bone and joint cancer
369	352	589	555	671	697	692	143	-	Skin cancer
100	117	126	138	119	184	208	40	-	Mesothelial soft tissue cancer
146	147	188	170	139	251	309	41	-	Ovarian cancer
899	923	1,302	1,119	1,342	1,731	1,694	335	-	Prostatic cancer
252	234	388	281	294	444	577	94	-	Kidney cancer
42	43	51	47	47	70	74	24	-	Renal pelvis cancer
59	56	59	53	79	103	133	14	-	Ureter cancer
355	328	443	385	505	598	696	105	-	Bladder cancer
125	116	152	171	129	191	238	37	-	Brain cancer
283	222	344	303	324	403	526	96	-	Non-Hodgkin lymphoma
87	108	130	129	155	187	161	39	-	Mutiple myeloma
177	204	271	233	272	315	357	95	-	Leukaemia
898	911	1,492	1,338	1,469	1,818	2,565	336	-	Thyroid cancer
3,426	3,328	4,438	4,119	4,450	5,528	6,793	1,304	-	Other

Note : 1) Based on the Treatment Month 2) Based on new severe (cancer) patients registered with the National Health Insurance Service from January to December 2022 (including pharmacy, deceased, and re-registered patients)  
3) Region is classified according to the address of resident's registration and the case that the address is unclear is categorized as other.

제VI-18표  
Table VI-18

연령별 성별 신규

Treatments of People Registered Newly as Patients

구 분 Division		신규암등록인원중 진료실인원수 New Person	입내원일수 Visits	요 양 급 여 일 수 Reimbursed Days	진료비 (천원) Medical Expense (KRW 1,000)	급여비 (천원) Benefit (KRW 1,000)
<b>계</b>	<b>Total</b>	<b>353,525</b>	<b>11,624,152</b>	<b>60,417,953</b>	<b>4,970,265,893</b>	<b>4,454,953,642</b>
<b>남자</b>	<b>M</b>	<b>173,454</b>	<b>5,710,695</b>	<b>29,883,978</b>	<b>2,560,590,447</b>	<b>2,311,553,474</b>
<b>여자</b>	<b>F</b>	<b>180,071</b>	<b>5,913,457</b>	<b>30,533,975</b>	<b>2,409,675,446</b>	<b>2,143,400,169</b>
0 세	Age	45	2,488	4,554	1,768,574	1,664,411
남자	M	24	1,285	2,260	814,164	756,904
여자	F	21	1,203	2,294	954,410	907,508
1~4 세	S.T	260	23,515	49,579	12,838,434	11,671,648
남자	M	137	12,023	25,239	6,722,426	6,099,609
여자	F	123	11,492	24,340	6,116,008	5,572,039
5~9 세	S.T	323	23,908	55,778	12,151,576	11,047,472
남자	M	176	13,799	30,770	7,451,318	6,781,243
여자	F	147	10,109	25,008	4,700,258	4,266,229
10~14 세	S.T	521	33,080	92,077	17,863,378	16,144,142
남자	M	285	20,002	55,682	11,079,259	9,982,085
여자	F	236	13,078	36,395	6,784,119	6,162,057
15~19 세	S.T	778	33,143	121,358	17,458,054	15,803,174
남자	M	384	20,250	65,537	10,677,156	9,698,312
여자	F	394	12,893	55,821	6,780,897	6,104,862
20~24 세	S.T	2,119	52,066	291,814	25,332,903	22,662,005
남자	M	666	20,910	99,569	10,822,678	9,711,563
여자	F	1,453	31,156	192,245	14,510,225	12,950,441
25~29 세	S.T	5,346	103,447	685,939	44,731,322	39,576,785
남자	M	1,427	36,851	196,199	18,806,142	16,952,009
여자	F	3,919	66,596	489,740	25,925,180	22,624,775
30~34 세	S.T	8,878	165,317	1,145,194	68,735,663	60,273,237
남자	M	2,375	49,303	316,583	23,698,363	21,042,274
여자	F	6,503	116,014	828,611	45,037,300	39,230,964
35~39 세	S.T	11,511	259,433	1,666,875	112,320,313	97,950,206
남자	M	3,168	73,057	437,739	35,509,348	31,633,478
여자	F	8,343	186,376	1,229,136	76,810,965	66,316,727
40~44 세	S.T	19,797	512,920	3,041,089	223,391,237	194,907,281
남자	M	5,395	124,989	722,370	59,551,485	52,966,799
여자	F	14,402	387,931	2,318,719	163,839,752	141,940,482
45~49 세	S.T	23,623	756,580	4,095,998	319,400,019	281,000,591
남자	M	6,523	186,159	946,925	90,786,711	81,491,619
여자	F	17,100	570,421	3,149,073	228,613,308	199,508,972
50~54 세	S.T	31,217	1,065,173	5,287,804	445,032,394	394,784,358
남자	M	11,043	345,372	1,583,764	159,884,361	143,667,527
여자	F	20,174	719,801	3,704,040	285,148,033	251,116,831
55~59 세	S.T	33,139	1,163,876	5,672,215	499,311,887	446,553,764
남자	M	14,846	492,000	2,278,107	227,693,858	204,956,253
여자	F	18,293	671,876	3,394,108	271,618,029	241,597,511
60~64 세	S.T	46,207	1,616,637	8,016,725	706,297,876	633,945,819
남자	M	24,134	815,732	3,978,283	379,647,170	342,374,146
여자	F	22,073	800,905	4,038,442	326,650,706	291,571,673
65~69 세	S.T	44,620	1,596,624	8,147,761	711,441,874	641,881,389
남자	M	26,585	943,907	4,785,125	429,761,148	388,705,109
여자	F	18,035	652,717	3,362,636	281,680,725	253,176,279
70~74 세	S.T	41,097	1,436,265	7,549,176	641,365,058	579,409,452
남자	M	25,913	898,123	4,829,949	408,429,985	369,441,488
여자	F	15,184	538,142	2,719,227	232,935,074	209,967,963
75~79 세	S.T	34,879	1,188,872	6,492,617	517,203,426	468,193,326
남자	M	22,259	757,979	4,344,568	332,501,100	301,223,363
여자	F	12,620	430,893	2,148,049	184,702,326	166,969,963
80~84 세	S.T	30,095	988,752	5,191,611	392,631,239	355,679,202
남자	M	18,251	593,739	3,451,800	239,661,833	217,271,302
여자	F	11,844	395,013	1,739,811	152,969,406	138,407,900
85 세이상	Andover	19,070	602,056	2,809,789	200,990,666	181,805,381
남자	M	9,863	305,215	1,733,509	107,091,941	96,798,388
여자	F	9,207	296,841	1,076,280	93,898,725	85,006,993

주 : 1) 진료일 기준

2) 2022 년 1 월부터 12 월까지 국민건강보험공단에 등록된 신규 중증(암) 등록환자(악국, 사망자, 재등록자 포함) 기준

# 중증(암)등록환자의 진료현황

with Serious Disease or Cancer by Age and Gender

(단위 : 명, 일, 원)

Unit : Person, Day, KRW

진료실인원당 Person				입 내 원 1 일 당 Per Visit		요 양 급 여 1 일 당 Perreimbursed day	
진료비 Medical Expense	급여비 Benefit	입내원일수 Visits	요양급여일수 Reimbursed Days	진료비 Medical Expense	급여비 Benefit	진료비 Medical Expense	급여비 Benefit
<b>14,059,164</b>	<b>12,601,524</b>	<b>32.9</b>	<b>170.9</b>	<b>427,581</b>	<b>383,250</b>	<b>82,265</b>	<b>73,736</b>
<b>14,762,360</b>	<b>13,326,608</b>	<b>32.9</b>	<b>172.3</b>	<b>448,385</b>	<b>404,776</b>	<b>85,684</b>	<b>77,351</b>
<b>13,381,807</b>	<b>11,903,084</b>	<b>32.8</b>	<b>169.6</b>	<b>407,490</b>	<b>362,461</b>	<b>78,918</b>	<b>70,197</b>
39,301,645	36,986,922	55.3	101.2	710,842	668,976	388,356	365,483
33,923,501	31,537,663	53.5	94.2	633,591	589,030	360,250	334,913
45,448,096	43,214,646	57.3	109.2	793,358	754,370	416,046	395,601
49,378,593	44,890,955	90.4	190.7	545,968	496,349	258,949	235,415
49,068,804	44,522,693	87.8	184.2	559,131	507,328	266,351	241,674
49,723,643	45,301,133	93.4	197.9	532,197	484,862	251,274	228,925
37,620,979	34,202,699	74.0	172.7	508,264	462,083	217,856	198,061
42,337,035	38,529,789	78.4	174.8	539,990	491,430	242,162	220,385
31,974,544	29,021,965	68.8	170.1	464,958	422,023	187,950	170,595
34,286,713	30,986,837	63.5	176.7	540,005	488,033	194,005	175,333
38,874,593	35,024,860	70.2	195.4	553,908	499,054	198,974	179,270
28,746,266	26,110,411	55.4	154.2	518,743	471,177	186,402	169,311
22,439,658	20,312,563	42.6	156.0	526,749	476,818	143,856	130,219
27,805,095	25,256,021	52.7	170.7	527,267	478,929	162,918	147,982
17,210,399	15,494,573	32.7	141.7	525,936	473,502	121,476	109,365
11,955,122	10,694,670	24.6	137.7	486,554	435,255	86,812	77,659
16,250,267	14,581,927	31.4	149.5	517,584	464,446	108,695	97,536
9,986,390	8,912,898	21.4	132.3	465,728	415,664	75,478	67,364
8,367,251	7,403,065	19.4	128.3	432,408	382,580	65,212	57,697
13,178,796	11,879,474	25.8	137.5	510,329	460,015	95,852	86,402
6,615,254	5,773,099	17.0	125.0	389,290	339,732	52,937	46,198
7,742,246	6,789,056	18.6	129.0	415,781	364,592	60,021	52,631
9,978,258	8,859,905	20.8	133.3	480,668	426,795	74,857	66,467
6,925,619	6,032,749	17.8	127.4	388,206	338,157	54,353	47,345
9,757,650	8,509,270	22.5	144.8	432,945	377,555	67,384	58,763
11,208,759	9,985,315	23.1	138.2	486,050	432,997	81,120	72,266
9,206,636	7,948,787	22.3	147.3	412,129	355,822	62,492	53,954
11,284,095	9,845,294	25.9	153.6	435,528	379,995	73,458	64,091
11,038,273	9,817,757	23.2	133.9	476,454	423,772	82,439	73,324
11,376,181	9,855,609	26.9	161.0	422,343	365,891	70,660	61,215
13,520,722	11,895,212	32.0	173.4	422,163	371,409	77,979	68,604
13,917,938	12,492,966	28.5	145.2	487,684	437,753	95,875	86,059
13,369,199	11,667,191	33.4	184.2	400,780	349,757	72,597	63,355
14,256,091	12,646,454	34.1	169.4	417,803	370,629	84,162	74,659
14,478,345	13,009,828	31.3	143.4	462,934	415,979	100,952	90,713
14,134,432	12,447,548	35.7	183.6	396,148	348,870	76,983	67,795
15,067,198	13,475,173	35.1	171.2	429,008	383,678	88,028	78,727
15,337,051	13,805,487	33.1	153.4	462,792	416,578	99,949	89,968
14,848,195	13,207,102	36.7	185.5	404,268	359,586	80,026	71,181
15,285,517	13,719,692	35.0	173.5	436,893	392,139	88,103	79,078
15,730,802	14,186,382	33.8	164.8	465,407	419,714	95,430	86,061
14,798,655	13,209,427	36.3	183.0	407,852	364,053	80,885	72,199
15,944,462	14,385,508	35.8	182.6	445,591	402,024	87,317	78,780
16,165,550	14,621,219	35.5	180.0	455,300	411,804	89,812	81,232
15,618,560	14,038,053	36.2	186.5	431,551	387,881	83,768	75,291
15,606,128	14,098,583	34.9	183.7	446,551	403,414	84,958	76,751
15,761,586	14,256,994	34.7	186.4	454,760	411,348	84,562	76,490
15,340,824	13,828,238	35.4	179.1	432,851	390,172	85,662	77,216
14,828,505	13,423,359	34.1	186.1	435,037	393,813	79,660	72,112
14,937,827	13,532,655	34.1	195.2	438,668	397,403	76,533	69,333
14,635,684	13,230,583	34.1	170.2	428,650	387,498	85,986	77,731
13,046,394	11,818,548	32.9	172.5	397,098	359,725	75,628	68,510
13,131,436	11,904,625	32.5	189.1	403,648	365,937	69,431	62,944
12,915,350	11,685,908	33.4	146.9	387,252	350,388	87,923	79,553
10,539,626	9,533,581	31.6	147.3	333,840	301,974	71,532	64,704
10,857,948	9,814,295	30.9	175.8	350,874	317,148	61,778	55,840
10,198,623	9,232,866	32.2	116.9	316,327	286,372	87,244	78,982

Note : 1) Based on the Treatment Month 2) Based on new severe (cancer) patients registered with the National Health Insurance Service from January to December 2022 (including pharmacy, deceased, and re-registered patients)

제VI-19표  
Table VI-19

요양기관시도별 신규 중증(암)

Number of People Treated among Those Registered Newly

구 분	계 T	서 울 Seoul	부 산 Busan	대 구 Daegu	인 천 Incheon	광 주 Gwangju	대 전 Daejeon	울 산 Ulsan	세 종 Sejong	경 기 Gyeonggi
계	353,525	170,448	30,428	27,286	17,904	12,395	13,746	7,293	1,888	89,340
폐 암	34,241	17,199	2,511	2,600	1,621	896	1,221	641	155	8,082
위 암	32,273	14,461	2,808	2,574	1,583	1,043	1,438	683	149	7,845
간 암	20,457	10,395	1,972	1,590	892	726	700	405	63	4,622
대 장 암	35,658	15,155	2,852	2,976	1,882	1,057	1,405	654	169	9,007
유 방 암	36,41	18,336	3,180	2,511	2,059	1,258	1,406	760	263	10,207
자 궁 경 부 암	4,198	1,936	408	354	204	113	195	73	35	1,153
입 술 구 강 암	5,606	3,023	411	433	254	206	182	106	19	1,383
식 도 암	3,415	2,008	306	244	180	86	118	50	20	787
담 낭 암	2,952	1,209	275	275	135	91	130	69	20	789
담 도 암	5,714	2,565	522	443	256	220	229	129	27	1,403
체 장 암	9,540	5,192	869	745	470	353	409	247	55	2,651
후 두 암	1,667	684	133	138	81	52	51	26	9	344
소 장 암	1,598	759	156	97	82	59	64	26	3	326
뼈 및 관 절 연 골 암	1,161	642	62	64	37	64	47	12	5	259
피 부 암	9,974	3,303	734	828	394	638	417	177	53	1,991
중 피 성 연 조 직 암	3,525	1,950	253	210	177	115	128	48	1	897
난 소 암	4,996	2,293	401	361	221	108	182	100	38	1,753
전 립 선 암	27,851	13,099	2,116	2,200	1,182	1,122	1,146	412	140	6,124
신 장 암	8,372	4,282	567	609	587	194	196	135	17	1,866
신 우 암	1,288	594	95	94	72	35	29	28	6	263
요 관 암	1,608	684	134	145	80	57	53	28	8	336
방 광 암	10,181	4,162	809	775	476	355	326	168	23	2,377
뇌 암	3,517	2,088	238	204	168	79	99	63	16	885
비 호 지 킨 림 프 종	7,813	4,301	574	520	332	198	265	128	34	1,807
다 발 성 골 수 종	3,006	1,540	199	263	116	69	121	47	7	659
백 혈 병	5,993	2,825	438	440	240	108	352	122	21	1,352
갑 상 샘 암	40,612	19,332	4,303	3,276	1,905	1,275	1,231	973	216	9,862
기 타 암	110,777	47,749	8,422	7,243	5,036	3,449	3,874	2,019	458	24,729

주 : 1) 진료일 기준

2) 2022 년 1 월부터 12 월까지 국민건강보험공단에 등록된 신규 중증(암) 등록환자(악국, 사망자, 재등록자 포함) 기준

3) 요양기관 소재지 기준

# 등록환자의 암유형별 진료인원 현황

as Patients with Serious Disease or Cancer by Region and Cancer Type

(단위 : 명)  
Unit : Person

강 원 Gangwon	충 북 Chungbuk	충 남 Chungnam	전 북 Jeonbuk	전 남 Jeonnam	경 북 Gyeongbuk	경 남 Gyeongnam	제 주 Jeju	Division
10,228	8,362	10,646	11,984	16,499	10,850	20,867	3,608	Total
1,088	861	1,074	1,102	1,862	1,058	1,974	308	Lung cancer
1,028	873	1,073	1,060	1,459	1,162	2,197	274	Gastric cancer
645	516	629	707	1,130	702	1,450	301	Hepatic cancer
1,219	965	1,274	1,244	1,602	1,147	2,094	435	Colon cancer
904	859	1,026	1,024	1,466	1,143	1,887	388	Breast cancer
108	92	124	124	186	127	276	49	Cervical cancer
154	114	203	191	247	102	385	73	Oral cancer
128	107	110	113	183	122	265	50	Esophageal cancer
87	78	94	125	137	118	202	35	Gall bladder cancer
191	191	228	227	244	230	389	67	Cholangiocarcinoma
326	307	344	363	509	406	634	108	Pancreatic cancer
62	41	71	85	99	42	113	17	Larynx cancer
48	35	43	61	56	22	96	14	Small intestine cancer
16	25	34	50	48	37	57	8	Bone and joint cancer
336	249	369	509	545	345	602	129	Skin cancer
74	74	74	107	127	84	161	30	Mesothelial soft tissue cancer
121	104	117	135	189	133	291	35	Ovarian cancer
781	664	722	991	1,247	921	1,602	282	Prostatic cancer
169	130	185	211	333	159	454	60	Kidney cancer
31	33	33	44	58	26	64	13	Renal pelvis cancer
50	38	31	50	82	32	120	7	Ureter cancer
306	273	294	323	447	265	660	69	Bladder cancer
86	70	95	127	162	106	193	26	Brain cancer
241	137	218	254	421	166	423	63	Non-Hodgkin lymphoma
77	58	88	106	183	71	116	31	Mutiple myeloma
141	131	137	184	339	109	283	72	Leukaemia
657	521	839	1,179	1,655	622	1,657	248	Thyroid cancer
2,858	2,123	2,668	3,391	4,614	2,362	5,334	995	Other

Note : 1) Based on the Treatment Month 2) Based on new severe (cancer) patients registered with the National Health Insurance Service from January to December 2022 (including pharmacy, deceased, and re-registered patients)  
3) Location of health care institutions

제VI-20표  
Table VI-20

시도별 전체 중증(암) 등록환자의  
Total Number of People Registered as Patients with Serious

구 분		계 T	서 울 Seoul	부 산 Busan	대 구 Daegu	인 천 Incheon	광 주 Gwangju	대 전 Daejeon	울 산 Ulsan	세 종 Sejong	경 기 Gyeonggi
계		2,825,342	531,512	191,084	134,242	148,462	75,178	76,202	58,983	17,027	712,992
폐	암	121,774	23,048	7,572	5,574	6,090	2,830	3,137	2,331	619	30,356
위	암	336,520	53,742	24,680	15,714	16,625	8,001	10,071	6,972	1,972	76,157
간	암	81,897	13,819	5,982	3,484	4,062	2,003	1,755	1,677	338	20,201
대 장	암	297,699	54,249	19,945	13,831	16,095	6,605	7,998	5,407	1,508	73,082
유 방	암	321,720	65,494	21,299	14,949	18,833	7,621	9,000	6,610	2,083	87,627
자 궁 경 부	암	59,332	10,240	4,312	2,946	3,526	1,608	1,629	1,056	282	15,039
입 술 구 강	암	33,746	6,436	2,149	1,442	1,857	896	866	667	170	8,643
식 도	암	14,081	2,421	1,192	540	664	278	313	242	61	3,144
담 낭	암	11,322	1,822	965	563	496	271	307	319	43	2,348
담 도	암	14,692	2,543	1,056	734	738	309	399	322	68	3,353
췌 장	암	17,546	3,293	1,266	733	861	448	468	398	96	4,546
후 두	암	13,197	2,198	961	611	702	298	352	260	64	3,017
소 장	암	6,455	1,154	448	277	346	187	180	139	41	1,531
뼈 및 관 절 연 골	암	6,667	1,286	379	337	391	170	196	140	45	1,804
피 부	암	66,278	10,995	4,079	2,905	2,975	1,631	1,628	1,231	370	14,235
종 피 성 연 조 직	암	17,614	3,495	1,046	799	1,038	517	442	321	109	4,608
난 소	암	31,525	6,332	2,186	1,457	1,813	703	818	647	166	8,837
전 립 선	암	142,079	29,875	9,524	6,376	6,189	3,397	3,486	2,207	764	33,629
신 장	암	59,480	11,117	4,120	2,892	3,209	1,425	1,660	1,320	386	15,246
신 우	암	5,603	1,116	413	278	271	143	120	109	26	1,351
요 관	암	6,089	1,047	485	348	299	142	175	110	21	1,436
방 광	암	60,310	11,524	4,558	2,608	3,206	1,316	1,470	1,026	277	14,902
뇌	암	13,633	2,431	851	608	778	351	353	255	98	3,790
비 호 지 킨 립 프 종		45,653	9,004	2,976	1,955	2,375	1,122	1,236	894	266	12,074
다 발 성 골 수 종		9,310	1,812	513	394	469	245	258	174	40	2,371
백 혈 병		30,494	5,689	1,768	1,308	1,724	860	838	692	232	8,207
갑 상 샘	암	546,690	103,800	38,747	31,227	27,529	17,519	15,620	13,244	4,106	137,952
기 타	암	682,642	135,343	42,663	30,646	36,982	19,975	17,616	15,204	4,037	180,304

주 : 1) 국민건강보험공단에 2005 년 9 월부터 등록된 전체 중증(암)등록인원 기준이며, 사망자 제외  
2) 중증(암)등록환자의 주민등록 주소지 기준이며, 기타는 주민등록 주소지 불분명한 건임



# 암유형별 등록인원 현황

Disease or Cancer by Region and Cancer Type

(단위 : 명)  
Unit : Person

강 원 Gangwon	충 북 Chungbuk	충 남 Chungnam	전 북 Jeonbuk	전 남 Jeonnam	경 북 Gyeongbuk	경 남 Gyeongnam	제 주 Jeju	기 타 Other	Division
85,350	86,379	119,044	106,191	118,189	154,486	176,991	33,030	-	Total
4,072	3,926	5,418	4,902	5,385	7,534	7,525	1,455	-	Lung cancer
11,115	12,535	17,604	14,366	15,445	23,348	24,549	3,624	-	Gastric cancer
3,068	2,442	3,246	3,052	4,490	5,085	5,977	1,216	-	Hepatic cancer
10,831	10,427	14,039	11,784	11,877	18,086	18,213	3,722	-	Colon cancer
9,452	9,490	12,228	10,393	9,312	15,362	18,464	3,503	-	Breast cancer
1,995	1,926	2,499	2,079	2,233	3,391	3,744	827	-	Cervical cancer
1,130	966	1,482	1,228	1,419	1,758	2,109	528	-	Oral cancer
529	473	599	571	835	869	1,130	220	-	Esophageal cancer
327	328	506	569	533	803	961	161	-	Gall bladder cancer
533	490	654	666	606	964	1,043	214	-	Cholangiocarcinoma
527	545	712	683	726	958	1,094	192	-	Pancreatic cancer
520	440	591	572	621	876	916	198	-	Larynx cancer
216	221	316	313	258	331	431	66	-	Small intestine cancer
169	193	253	227	246	346	396	89	-	Bone and joint cancer
2,334	2,083	3,729	3,817	3,786	4,757	4,829	894	-	Skin cancer
545	490	736	590	659	945	1,060	214	-	Mesothelial soft tissue cancer
914	865	1,169	980	894	1,565	1,832	347	-	Ovarian cancer
4,690	4,437	6,701	5,798	6,622	8,315	8,097	1,972	-	Prostatic cancer
1,828	1,827	2,406	2,050	2,213	3,245	3,817	719	-	Kidney cancer
191	181	228	196	216	324	364	76	-	Renal pelvis cancer
220	199	268	226	228	423	411	51	-	Ureter cancer
2,066	1,914	2,556	2,252	2,684	3,291	3,975	685	-	Bladder cancer
393	482	561	477	490	654	879	182	-	Brain cancer
1,448	1,301	1,937	1,719	1,772	2,376	2,688	510	-	Non-Hodgkin lymphoma
292	320	427	412	393	521	548	121	-	Mutiple myeloma
926	944	1,253	1,129	1,164	1,529	1,801	430	-	Leukaemia
11,400	13,311	20,500	19,163	26,425	26,501	34,016	5,630	-	Thyroid cancer
20,259	20,663	26,383	24,601	26,397	33,610	40,009	7,950	-	Other

Note : 1) Data is based on total number of people registered as patients with serious disease or cancer in 2005, excluding the dead after registration the NHIS since September  
2) Region is classified according to the address of resident's registration and the case that the address is unclear is categorized as other.

제VI-21표

Table VI-21

## 연령별 성별 전체

Total Number of People Registered as Patients

구 분 Division		전체암등록인원중 진료실인원수 total Person	입 내 원 일 수 Visits	요 양 급 여 일 수 Reimbursed Days	진 료 비 (천원) MedicalExpense (KRW1,000)	급 여 비 (천원) Benefit (KRW1,000)
<b>계</b>	<b>Total</b>	<b>1,773,146</b>	<b>39,060,704</b>	<b>417,696,757</b>	<b>12,714,324,800</b>	<b>11,494,386,638</b>
<b>남자</b>	<b>M</b>	<b>738,872</b>	<b>17,826,460</b>	<b>162,933,224</b>	<b>6,350,420,008</b>	<b>5,778,387,900</b>
<b>여자</b>	<b>F</b>	<b>1,034,274</b>	<b>21,234,244</b>	<b>254,763,533</b>	<b>6,363,904,792</b>	<b>5,715,998,738</b>
0 세	Age	45	2,488	4,554	1,768,574	1,664,411
남자	M	24	1,285	2,260	814,164	756,904
여자	F	21	1,203	2,294	954,410	907,508
1~4 세	S.T	868	56,382	156,711	26,459,878	24,113,019
남자	M	449	28,916	81,325	13,636,864	12,405,322
여자	F	419	27,466	75,386	12,823,014	11,707,697
5~9 세	S.T	2,323	86,859	332,298	35,915,655	32,659,849
남자	M	1,296	49,106	187,252	21,708,012	19,794,680
여자	F	1,027	37,753	145,046	14,207,643	12,865,168
10~14 세	S.T	3,371	104,173	470,202	47,122,631	42,537,650
남자	M	1,813	59,198	259,251	28,313,651	25,563,178
여자	F	1,558	44,975	210,951	18,808,980	16,974,471
15~19 세	S.T	4,405	112,173	679,885	47,944,717	43,512,530
남자	M	2,352	69,344	362,134	30,654,262	27,896,442
여자	F	2,053	42,829	317,751	17,290,455	15,616,087
20~24 세	S.T	8,849	146,200	1,412,906	61,763,950	55,618,423
남자	M	3,501	70,500	557,105	32,813,346	29,570,815
여자	F	5,348	75,700	855,801	28,950,604	26,047,607
25~29 세	S.T	19,970	260,294	3,349,567	94,172,886	84,441,144
남자	M	5,717	94,869	929,366	41,354,436	37,560,136
여자	F	14,253	165,425	2,420,201	52,818,451	46,881,009
30~34 세	S.T	36,288	446,973	6,661,743	150,146,180	133,955,169
남자	M	9,366	132,252	1,731,737	55,114,970	49,709,134
여자	F	26,922	314,721	4,930,006	95,031,210	84,246,035
35~39 세	S.T	55,712	767,981	11,336,991	257,612,551	229,020,133
남자	M	14,218	200,104	2,746,630	82,745,629	74,783,198
여자	F	41,494	567,877	8,590,361	174,866,922	154,236,935
40~44 세	S.T	99,096	1,568,651	22,110,509	514,821,974	457,707,098
남자	M	24,868	366,863	4,692,630	142,963,661	129,166,193
여자	F	74,228	1,201,788	17,417,879	371,858,313	328,540,905
45~49 세	S.T	133,941	2,452,982	32,690,496	771,757,718	688,995,409
남자	M	31,786	528,212	6,074,411	204,953,381	185,906,567
여자	F	102,155	1,924,770	26,616,085	566,804,337	503,088,842
50~54 세	S.T	181,757	3,649,963	44,017,203	1,130,701,723	1,014,238,777
남자	M	48,844	974,313	9,072,382	373,358,286	339,195,758
여자	F	132,913	2,675,650	34,944,821	757,343,437	675,043,019
55~59 세	S.T	197,959	4,119,227	46,337,930	1,315,601,946	1,185,166,114
남자	M	66,011	1,454,450	12,441,814	548,604,267	498,905,102
여자	F	131,948	2,664,777	33,896,116	766,997,679	686,261,012
60~64 세	S.T	255,879	5,592,651	60,036,557	1,840,995,075	1,664,421,292
남자	M	104,498	2,451,817	20,787,248	905,289,606	823,446,135
여자	F	151,381	3,140,834	39,249,309	935,705,469	840,975,157
65~69 세	S.T	237,401	5,473,726	56,705,190	1,887,532,112	1,714,696,263
남자	M	116,565	2,915,086	25,376,842	1,072,879,143	978,140,814
여자	F	120,836	2,558,640	31,328,348	814,652,969	736,555,449
70~74 세	S.T	195,644	4,743,189	47,459,817	1,664,582,397	1,515,156,184
남자	M	108,992	2,829,416	25,618,781	1,028,416,199	937,726,450
여자	F	86,652	1,913,773	21,841,036	636,166,198	577,429,734
75~79 세	S.T	156,603	3,999,055	39,184,606	1,357,933,808	1,237,587,772
남자	M	92,637	2,487,964	23,474,347	862,668,992	786,499,828
여자	F	63,966	1,511,091	15,710,259	495,264,816	451,087,944
80~84 세	S.T	117,938	3,327,787	29,587,904	1,000,345,649	910,689,207
남자	M	69,824	1,995,032	18,882,999	618,520,800	563,222,672
여자	F	48,114	1,332,755	10,704,905	381,824,849	347,466,535
85 세이상	Andover	65,097	2,149,950	15,161,688	507,145,377	458,206,194
남자	M	36,111	1,117,733	9,654,710	285,610,341	258,138,571
여자	F	28,986	1,032,217	5,506,978	221,535,036	200,067,623

주 : 1) 진료일 기준 2) 국민건강보험공단에 2005 년 9 월부터 등록한 전체 중증(암)환자 기준(약국포함)

# 중증(암)등록환자의 진료현황

with Serious Disease or Cancer by Age and Gender

(단위 : 명, 일, 원)

Unit : Person, Day, KRW

진료실인원당 Person				입 내 원 1 일 당 Per Visit		요 양 급 여 1 일 당 Perreimbursed day	
진료비 Medical Expense	급여비 Benefit	입내원일수 Visits	요양급여일수 Reimbursed Days	진료비 Medical Expense	급여비 Benefit	진료비 Medical Expense	급여비 Benefit
<b>7,170,490</b>	<b>6,482,482</b>	<b>22.0</b>	<b>235.6</b>	<b>325,502</b>	<b>294,270</b>	<b>30,439</b>	<b>27,518</b>
<b>8,594,750</b>	<b>7,820,553</b>	<b>24.1</b>	<b>220.5</b>	<b>356,236</b>	<b>324,147</b>	<b>38,976</b>	<b>35,465</b>
<b>6,153,016</b>	<b>5,526,581</b>	<b>20.5</b>	<b>246.3</b>	<b>299,700</b>	<b>269,188</b>	<b>24,980</b>	<b>22,436</b>
39,301,645	36,986,922	55.3	101.2	710,842	668,976	388,356	365,483
33,923,501	31,537,663	53.5	94.2	633,591	589,030	360,250	334,913
45,448,096	43,214,646	57.3	109.2	793,358	754,370	416,046	395,601
30,483,730	27,779,976	65.0	180.5	469,297	427,672	168,845	153,869
30,371,634	27,628,779	64.4	181.1	471,603	429,012	167,684	152,540
30,603,853	27,941,998	65.6	179.9	466,869	426,261	170,098	155,303
15,460,893	14,059,341	37.4	143.0	413,494	376,010	108,083	98,285
16,750,009	15,273,673	37.9	144.5	442,064	403,101	115,929	105,711
13,834,122	12,526,941	36.8	141.2	376,332	340,772	97,953	88,697
13,978,828	12,618,704	30.9	139.5	452,350	408,337	100,218	90,467
15,617,017	14,099,933	32.7	143.0	478,287	431,825	109,213	98,604
12,072,516	10,895,039	28.9	135.4	418,210	377,420	89,163	80,466
10,884,158	9,877,986	25.5	154.3	427,418	387,906	70,519	64,000
13,033,275	11,860,732	29.5	154.0	442,061	402,291	84,649	77,033
8,422,043	7,606,472	20.9	154.8	403,709	364,615	54,415	49,146
6,979,766	6,285,278	16.5	159.7	422,462	380,427	43,714	39,365
9,372,564	8,446,391	20.1	159.1	465,438	419,444	58,900	53,079
5,413,351	4,870,532	14.2	160.0	382,439	344,090	33,829	30,437
4,715,718	4,228,400	13.0	167.7	361,794	324,407	28,115	25,210
7,233,590	6,569,903	16.6	162.6	435,911	395,916	44,497	40,415
3,705,778	3,289,203	11.6	169.8	319,289	283,397	21,824	19,371
4,137,626	3,691,445	12.3	183.6	335,918	299,694	22,539	20,108
5,884,579	5,307,403	14.1	184.9	416,742	375,867	31,862	28,705
3,529,872	3,129,264	11.7	183.1	301,954	267,685	19,276	17,088
4,624,005	4,110,786	13.8	203.5	335,441	298,211	22,723	20,201
5,819,780	5,259,755	14.1	193.2	413,513	373,722	30,126	27,227
4,214,270	3,717,090	13.7	207.0	307,931	271,603	20,356	17,955
5,195,184	4,618,825	15.8	223.1	328,194	291,784	23,284	20,701
5,748,901	5,194,072	14.8	188.7	389,692	352,083	30,466	27,525
5,009,677	4,426,105	16.2	234.7	309,421	273,377	21,349	18,862
5,761,923	5,144,022	18.3	244.1	314,620	280,881	23,608	21,076
6,447,914	5,848,693	16.6	191.1	388,013	351,954	33,740	30,605
5,548,474	4,924,760	18.8	260.5	294,479	261,376	21,296	18,902
6,220,953	5,580,191	20.1	242.2	309,784	277,876	25,688	23,042
7,643,893	6,944,471	19.9	185.7	383,202	348,138	41,153	37,388
5,698,039	5,078,834	20.1	262.9	283,050	252,291	21,673	19,317
6,645,830	5,986,927	20.8	234.1	319,381	287,716	28,391	25,577
8,310,801	7,557,909	22.0	188.5	377,190	343,020	44,094	40,099
5,812,878	5,200,996	20.2	256.9	287,828	257,530	22,628	20,246
7,194,788	6,504,720	21.9	234.6	329,181	297,609	30,665	27,723
8,663,224	7,880,018	23.5	198.9	369,232	335,851	43,550	39,613
6,181,129	5,555,355	20.7	259.3	297,916	267,755	23,840	21,426
7,950,818	7,222,784	23.1	238.9	344,835	313,259	33,287	30,239
9,204,128	8,391,377	25.0	217.7	368,044	335,544	42,278	38,545
6,741,807	6,095,497	21.2	259.3	318,393	287,870	26,004	23,511
8,508,221	7,744,455	24.2	242.6	350,942	319,438	35,074	31,925
9,435,704	8,603,626	26.0	235.1	363,473	331,420	40,143	36,603
7,341,622	6,663,778	22.1	252.1	332,415	301,723	29,127	26,438
8,671,186	7,902,708	25.5	250.2	339,564	309,470	34,655	31,584
9,312,359	8,490,126	26.9	253.4	346,737	316,122	36,749	33,505
7,742,626	7,051,995	23.6	245.6	327,753	298,518	31,525	28,713
8,481,962	7,721,762	28.2	250.9	300,604	273,662	33,809	30,779
8,858,284	8,066,319	28.6	270.4	310,031	282,313	32,755	29,827
7,935,837	7,221,735	27.7	222.5	286,493	260,713	35,668	32,459
7,790,611	7,038,822	33.0	232.9	235,887	213,124	33,449	30,221
7,909,234	7,148,475	31.0	267.4	255,526	230,948	29,582	26,737
7,642,829	6,902,216	35.6	190.0	214,621	193,823	40,228	36,330

Note : 1) Based on the Treatment Month 2) Data is based on total treatments of people registered as patients with serious disease or cancer in the NHIS since September 2005.

제VI-22표

Table VI-22

## 중증질환 산정특례적용

Current statistics by age and sex on the treatment of patients

구 분 Division	계						
	진료실인원수 Patients	입내원일수 Visits	요양급여일수 Reimbursed Days	진료비 (천원) Medical Expense (KRW 1,000)	급여비 (천원) Benefit (KRW 1,000)	진료실인원수 Patients	입내원일수 Visits
<b>계 Total</b>	<b>2,569,669</b>	<b>67,044,120</b>	<b>617,580,504</b>	<b>20,955,584,856</b>	<b>19,026,420,452</b>	<b>1,370,510</b>	<b>33,663,687</b>
<b>남자 M</b>	<b>1,213,016</b>	<b>32,266,545</b>	<b>278,510,470</b>	<b>11,274,973,918</b>	<b>10,269,419,580</b>	<b>633,417</b>	<b>15,917,584</b>
<b>여자 F</b>	<b>1,356,653</b>	<b>34,777,575</b>	<b>339,070,034</b>	<b>9,680,610,939</b>	<b>8,757,000,874</b>	<b>737,093</b>	<b>17,746,103</b>
0 세 Age	2,490	19,856	95,527	8,051,096	7,457,185	40	1,344
남자 M	1,431	10,387	50,772	3,959,615	3,657,134	20	804
여자 F	1,059	9,469	44,755	4,091,481	3,800,051	20	540
1~4 세 S.T	10,569	214,455	1,234,406	44,073,489	40,073,728	882	38,854
남자 M	5,800	115,678	651,838	25,020,111	22,676,661	456	19,006
여자 F	4,769	98,777	582,568	19,053,378	17,397,067	426	19,848
5~9 세 S.T	14,465	285,489	2,284,126	60,129,427	54,597,856	1,863	59,101
남자 M	7,859	158,904	1,251,906	38,212,406	34,652,437	1,032	32,923
여자 F	6,606	126,585	1,032,220	21,917,021	19,945,420	831	26,178
10~14 세 S.T	14,853	250,201	2,718,310	79,018,602	71,776,826	2,124	65,742
남자 M	8,081	137,275	1,502,564	52,201,115	47,438,356	1,117	36,007
여자 F	6,772	112,926	1,215,746	26,817,487	24,338,470	1,007	29,735
15~19 세 S.T	19,941	337,923	4,168,336	149,361,209	135,159,796	3,032	89,245
남자 M	11,799	205,312	2,420,395	102,560,626	92,930,891	1,551	54,826
여자 F	8,142	132,611	1,747,941	46,800,583	42,228,906	1,481	34,419
20~24 세 S.T	35,281	556,851	7,445,810	234,756,876	211,448,467	7,068	128,657
남자 M	19,359	312,323	4,113,652	149,861,991	135,122,156	2,542	59,630
여자 F	15,922	244,528	3,332,158	84,894,885	76,326,312	4,526	69,027
25~29 세 S.T	57,884	902,015	12,359,990	340,643,454	306,212,379	17,473	236,875
남자 M	27,530	453,671	6,198,581	201,964,777	181,863,127	4,677	85,041
여자 F	30,354	448,344	6,161,409	138,678,678	124,349,252	12,796	151,834
30~34 세 S.T	76,222	1,182,802	16,295,196	419,510,824	376,866,924	31,984	405,462
남자 M	32,717	551,745	7,528,417	235,052,504	211,664,729	8,187	118,313
여자 F	43,505	631,057	8,766,779	184,458,321	165,202,195	23,797	287,149
35~39 세 S.T	92,829	1,563,966	20,399,094	541,387,657	486,520,339	46,047	679,139
남자 M	36,486	649,537	8,255,251	265,494,081	239,724,010	12,180	177,815
여자 F	56,343	914,429	12,143,843	275,893,576	246,796,329	33,867	501,324
40~44 세 S.T	139,974	2,590,781	32,267,827	876,591,210	789,119,308	77,876	1,360,920
남자 M	52,081	985,997	11,700,273	386,315,335	349,897,967	20,683	330,258
여자 F	87,893	1,604,784	20,567,554	490,275,875	439,221,341	57,193	1,030,662
45~49 세 S.T	171,581	3,664,479	42,333,615	1,208,982,319	1,092,768,661	99,189	2,083,396
남자 M	61,344	1,319,041	14,065,352	506,694,837	460,670,448	25,371	479,186
여자 F	110,237	2,345,438	28,268,263	702,287,482	632,098,213	73,818	1,604,210
50~54 세 S.T	224,055	5,263,673	55,260,334	1,724,986,527	1,565,745,621	130,442	3,040,641
남자 M	85,370	2,068,755	18,986,937	798,853,158	728,513,765	39,817	898,029
여자 F	138,685	3,194,918	36,273,397	926,133,369	837,231,856	90,625	2,142,612
55~59 세 S.T	241,092	6,004,616	58,975,469	1,997,342,933	1,818,167,536	139,323	3,405,607
남자 M	105,079	2,700,427	23,095,068	1,030,990,542	941,279,111	55,364	1,336,058
여자 F	136,013	3,304,189	35,880,401	966,352,391	876,888,425	83,959	2,069,549
60~64 세 S.T	314,707	8,264,677	77,978,339	2,751,535,129	2,508,019,224	184,083	4,667,304
남자 M	152,634	4,137,204	34,386,916	1,531,012,927	1,398,367,272	88,493	2,239,899
여자 F	162,073	4,127,473	43,591,423	1,220,522,203	1,109,651,952	95,590	2,427,405
65~69 세 S.T	304,911	8,446,947	77,195,637	2,801,309,250	2,557,565,384	179,200	4,617,960
남자 M	163,000	4,660,729	38,452,237	1,663,988,849	1,521,311,788	99,792	2,605,554
여자 F	141,911	3,786,218	38,743,400	1,137,320,401	1,036,253,596	79,408	2,012,406
70~74 세 S.T	267,084	7,789,792	67,264,736	2,513,053,368	2,292,256,020	155,505	4,034,767
남자 M	149,917	4,423,727	35,904,715	1,516,391,375	1,385,238,212	94,412	2,459,203
여자 F	117,167	3,366,065	31,360,021	996,661,993	907,017,808	61,093	1,575,564
75~79 세 S.T	233,233	7,192,032	57,873,766	2,172,329,097	1,974,497,146	130,347	3,475,218
남자 M	128,932	3,905,416	31,038,806	1,264,084,214	1,151,486,644	81,340	2,141,007
여자 F	104,301	3,286,616	26,834,960	908,244,883	823,010,502	49,007	1,334,211
80~84 세 S.T	205,823	7,082,854	49,743,548	1,867,023,669	1,691,286,896	103,535	3,066,528
남자 M	104,267	3,399,994	25,402,178	985,578,735	896,321,142	62,877	1,777,921
여자 F	101,556	3,682,860	24,341,370	881,444,933	794,965,754	40,658	1,288,607
85 세이상 And over	142,675	5,430,711	31,686,438	1,165,498,719	1,046,881,155	60,497	2,206,927
남자 M	59,330	2,070,423	13,504,612	516,736,720	466,603,730	33,506	1,066,104
여자 F	83,345	3,360,288	18,181,826	648,761,999	580,277,425	26,991	1,140,823

주 : 1) 진료일 기준

2) 본인일부부담금 산정특례 기준(2021. 12. 23. 고시 제 2021-315 호)으로 "특정기호"로만 작성

# 연령별 성별 진료현황

with serious disease eligible for special case calculation

(단위 : 명, 일)  
Unit : Person, Day

암질환			뇌혈관				
요양급여일수 Reimbursed Days	진료비 (천원) Medical Expense (KRW 1,000)	급여비 (천원) Benefit (KRW 1,000)	진료실인원수 Patients	입내원일수 Visits	요양급여일수 Reimbursed Days	진료비 (천원) Medical Expense (KRW 1,000)	급여비 (천원) Benefit (KRW 1,000)
<b>288,731,422</b>	<b>11,129,558,422</b>	<b>10,186,795,351</b>	<b>70,364</b>	<b>1,116,768</b>	<b>2,131,199</b>	<b>982,028,976</b>	<b>906,211,712</b>
<b>127,206,540</b>	<b>5,656,724,418</b>	<b>5,198,224,933</b>	<b>35,806</b>	<b>580,397</b>	<b>1,076,238</b>	<b>486,283,046</b>	<b>448,518,209</b>
<b>161,524,882</b>	<b>5,472,834,004</b>	<b>4,988,570,418</b>	<b>34,558</b>	<b>536,371</b>	<b>1,054,961</b>	<b>495,745,930</b>	<b>457,693,503</b>
3,212	470,368	424,704	4	48	108	53,396	49,989
1,454	364,848	327,070	4	48	108	53,396	49,989
1,758	105,520	97,634	-	-	-	-	-
121,139	12,760,638	11,694,620	9	89	129	84,979	77,107
60,669	6,050,999	5,534,183	5	46	78	58,611	53,380
60,470	6,709,639	6,160,436	4	43	51	26,368	23,727
268,987	16,083,632	14,863,383	30	448	917	434,059	400,066
151,877	9,211,070	8,522,584	17	288	558	294,694	273,696
117,110	6,872,562	6,340,799	13	160	359	139,365	126,370
335,673	20,406,918	18,796,767	37	491	1,206	480,032	443,241
179,058	11,710,432	10,809,477	16	202	452	197,083	183,144
156,615	8,696,486	7,987,291	21	289	754	282,949	260,097
544,734	36,020,154	33,129,432	127	1,961	3,642	2,256,576	2,078,343
284,387	22,618,013	20,850,579	72	1,138	1,904	1,330,117	1,225,245
260,347	13,402,140	12,278,852	55	823	1,738	926,459	853,098
1,217,472	53,466,820	48,952,542	212	3,373	6,903	3,741,229	3,438,930
459,571	27,292,813	25,128,639	118	1,906	3,586	2,182,311	2,007,847
757,901	26,174,007	23,823,903	94	1,467	3,317	1,558,918	1,431,084
2,849,271	86,340,253	78,462,660	358	5,302	11,144	5,889,096	5,436,705
783,931	38,252,300	35,102,522	173	2,619	5,390	2,795,429	2,580,921
2,065,340	48,087,954	43,360,138	185	2,683	5,754	3,093,668	2,855,784
5,438,654	140,234,997	126,713,728	657	9,867	19,841	10,683,723	9,836,955
1,445,054	50,955,359	46,575,956	363	5,777	10,624	5,905,909	5,441,689
3,993,600	89,279,638	80,137,772	294	4,090	9,217	4,777,813	4,395,267
8,531,369	236,771,458	213,154,425	1,012	15,671	32,196	16,970,572	15,646,585
2,184,829	74,728,655	68,222,686	587	9,827	18,366	9,987,204	9,210,938
6,346,540	162,042,803	144,931,739	425	5,844	13,830	6,983,368	6,435,647
15,755,928	471,239,069	424,377,394	1,871	28,796	59,134	30,687,829	28,294,744
3,554,496	132,439,712	121,032,615	1,043	16,768	32,502	16,976,061	15,644,924
12,201,432	338,799,357	303,344,779	828	12,028	26,632	13,711,768	12,649,820
22,090,714	697,639,638	631,607,099	3,127	48,913	97,261	51,684,199	47,679,787
4,391,621	193,161,878	177,174,048	1,724	28,262	52,772	27,469,156	25,362,716
17,699,093	504,477,760	454,433,051	1,403	20,651	44,489	24,215,044	22,317,072
28,668,225	1,009,719,721	919,393,328	4,930	75,506	152,851	76,353,660	70,463,764
6,838,759	357,404,883	328,200,069	2,660	43,748	82,019	40,591,132	37,447,305
21,829,466	652,314,838	591,193,259	2,270	31,758	70,832	35,762,528	33,016,459
29,435,995	1,166,414,831	1,067,308,636	6,266	94,311	194,059	93,830,281	86,529,515
9,818,841	522,237,083	479,928,113	3,459	56,440	106,826	50,557,427	46,613,832
19,617,154	644,177,749	587,380,523	2,807	37,871	87,233	43,272,854	39,915,683
38,778,129	1,610,370,123	1,477,034,641	8,572	125,034	260,326	121,982,019	112,404,595
16,675,992	840,533,593	772,575,014	4,670	71,725	139,186	63,494,330	58,551,318
22,102,137	769,836,530	704,459,627	3,902	53,309	121,140	58,487,689	53,853,277
38,406,575	1,630,859,055	1,499,999,339	8,808	131,849	268,314	124,305,631	114,608,642
20,295,003	962,290,372	885,693,385	4,790	74,201	143,549	63,494,015	58,558,844
18,111,572	668,568,683	614,305,954	4,018	57,648	124,765	60,811,616	56,049,798
33,465,412	1,420,264,075	1,307,405,159	8,471	130,382	253,662	114,781,734	105,824,525
20,051,294	889,761,026	819,209,199	4,572	70,961	135,957	57,826,278	53,275,927
13,414,118	530,503,049	488,195,960	3,899	59,421	117,705	56,955,456	52,548,598
28,343,643	1,157,285,328	1,065,170,970	8,471	142,727	257,803	116,941,770	108,015,263
17,978,636	730,027,467	671,580,738	4,387	72,811	131,668	56,834,768	52,454,769
10,365,007	427,257,862	393,590,232	4,084	69,916	126,135	60,107,002	55,560,495
22,311,644	882,485,518	810,554,338	9,175	161,817	275,488	119,209,108	110,155,438
14,483,962	532,254,632	488,942,572	4,230	72,779	124,693	53,030,721	48,910,641
7,827,682	350,230,886	321,611,766	4,945	89,038	150,795	66,178,387	61,244,797
12,164,646	480,725,827	437,752,187	8,227	140,183	236,215	91,659,083	84,827,517
7,567,106	255,429,284	232,815,484	2,916	50,851	86,000	33,204,404	30,671,085
4,597,540	225,296,542	204,936,702	5,311	89,332	150,215	58,454,679	54,156,432

Notes : 1) Statistics are based on the receipt of treatment include the usage of pharmacies

2) In accordance with the "Criteria for special case calculation of co-payments" (12. 23, 2021. Notification No. 2021-315), the statistics have been compiled using only the "specially assigned code."

제VI-22표

Table VI-22

## 중증질환 신정특례 적용

Current statistics by age and sex on the treatment of patients

구 분 Division	심장질환						
	진료실인원수 Patients	입내원일수 Visits	요양급여일수 Reimbursed Days	진료비 (천원) Medical Expense (KRW 1,000)	급여비 (천원) Benefit (KRW 1,000)	진료실인원수 Patients	입내원일수 Visits
<b>계</b> <b>Total</b>	<b>109,832</b>	<b>804,185</b>	<b>2,463,158</b>	<b>1,753,050,175</b>	<b>1,618,955,378</b>	<b>985,843</b>	<b>29,481,846</b>
<b>남자</b> <b>M</b>	<b>76,175</b>	<b>530,660</b>	<b>1,709,207</b>	<b>1,193,196,796</b>	<b>1,105,186,506</b>	<b>473,330</b>	<b>14,449,552</b>
<b>여자</b> <b>F</b>	<b>33,657</b>	<b>273,525</b>	<b>753,951</b>	<b>559,853,378</b>	<b>513,768,872</b>	<b>512,513</b>	<b>15,032,294</b>
0 세 Age	135	2,033	3,455	5,489,149	5,149,585	2,260	13,116
남자 M	61	961	1,690	2,395,754	2,244,494	1,317	6,984
여자 F	74	1,072	1,765	3,093,395	2,905,091	943	6,132
1~4 세 S.T	273	3,842	7,498	8,175,073	7,638,166	8,871	165,193
남자 M	137	2,030	3,875	4,032,168	3,757,985	4,903	90,796
여자 F	136	1,812	3,623	4,142,905	3,880,181	3,968	74,397
5~9 세 S.T	116	926	2,861	1,830,800	1,707,207	11,992	220,354
남자 M	47	326	1,119	698,067	652,770	6,520	122,886
여자 F	69	600	1,742	1,132,733	1,054,437	5,472	97,468
10~14 세 S.T	114	947	2,149	2,128,793	1,986,363	12,235	179,256
남자 M	48	343	617	744,832	696,971	6,734	98,990
여자 F	66	604	1,532	1,383,961	1,289,393	5,501	80,266
15~19 세 S.T	393	2,596	5,569	7,028,380	6,573,568	15,272	232,099
남자 M	247	1,775	3,594	4,824,328	4,512,347	8,999	138,388
여자 F	146	821	1,975	2,204,053	2,061,221	6,273	93,711
20~24 세 S.T	584	4,104	9,296	10,017,091	9,319,921	25,747	400,504
남자 M	330	2,227	5,142	5,955,917	5,545,259	15,502	237,791
여자 F	254	1,877	4,154	4,061,174	3,774,662	10,245	162,713
25~29 세 S.T	691	5,363	11,925	13,284,604	12,360,493	37,539	626,176
남자 M	377	3,072	7,210	7,749,928	7,202,230	21,529	349,686
여자 F	314	2,291	4,715	5,534,676	5,158,263	16,010	276,490
30~34 세 S.T	934	6,940	16,780	17,384,882	16,150,887	41,230	730,255
남자 M	529	4,411	10,439	10,881,912	10,109,666	22,910	406,843
여자 F	405	2,529	6,341	6,502,970	6,041,221	18,320	323,412
35~39 세 S.T	1,497	10,860	29,484	26,634,467	24,726,682	43,074	828,184
남자 M	1,055	7,676	22,249	18,920,227	17,565,253	22,041	438,432
여자 F	442	3,184	7,235	7,714,239	7,161,429	21,033	389,752
40~44 세 S.T	2,895	18,527	57,700	46,464,010	43,238,298	55,728	1,139,308
남자 M	2,219	14,312	46,711	36,241,260	33,740,588	27,463	603,082
여자 F	676	4,215	10,989	10,222,750	9,497,711	28,265	536,226
45~49 세 S.T	4,564	28,873	92,150	72,164,656	67,148,087	62,986	1,445,758
남자 M	3,624	22,542	74,927	56,835,811	52,903,161	29,930	760,387
여자 F	940	6,331	17,223	15,328,846	14,244,926	33,056	685,371
50~54 세 S.T	8,134	50,422	171,006	124,255,105	115,742,347	78,195	2,010,192
남자 M	6,730	40,909	142,291	102,189,868	95,303,210	35,387	1,041,433
여자 F	1,404	9,513	28,715	22,065,237	20,439,137	42,808	968,759
55~59 세 S.T	10,619	66,290	227,318	160,232,525	149,248,678	83,282	2,329,456
남자 M	8,650	52,475	186,410	128,499,105	119,791,396	37,269	1,196,479
여자 F	1,969	13,815	40,908	31,733,420	29,457,282	46,013	1,132,977
60~64 세 S.T	15,859	102,900	347,940	243,330,325	226,454,488	107,859	3,218,488
남자 M	12,312	77,092	270,225	186,605,441	173,783,676	48,566	1,665,328
여자 F	3,547	25,808	77,715	56,724,885	52,670,813	59,293	1,553,160
65~69 세 S.T	16,690	115,640	379,141	260,885,589	242,397,352	105,609	3,437,890
남자 M	12,324	83,091	280,760	190,246,208	176,970,097	50,071	1,819,128
여자 F	4,366	32,549	98,381	70,639,381	65,427,255	55,538	1,618,762
70~74 세 S.T	15,474	115,971	358,961	245,435,872	226,552,489	93,413	3,352,008
남자 M	10,477	76,081	242,704	163,999,795	151,592,830	45,377	1,736,131
여자 F	4,997	39,890	116,257	81,436,078	74,959,658	48,036	1,615,877
75~79 세 S.T	13,069	106,413	312,773	211,455,206	191,921,380	83,334	3,255,770
남자 M	8,040	63,194	194,405	127,182,832	116,045,854	39,306	1,543,620
여자 F	5,029	43,219	118,368	84,272,375	75,875,526	44,028	1,712,150
80~84 세 S.T	11,261	99,242	270,049	188,666,868	172,370,295	72,731	3,386,974
남자 M	5,993	50,814	144,490	97,416,158	89,282,705	32,107	1,378,258
여자 F	5,268	48,428	125,559	91,250,710	83,087,591	40,624	2,008,716
85 세이상 And over	6,530	62,296	157,103	108,186,779	98,269,092	44,486	2,510,865
남자 M	2,975	27,329	70,349	47,777,187	43,486,015	17,399	814,910
여자 F	3,555	34,967	86,754	60,409,592	54,783,078	27,087	1,695,955

주 : 1) 진료일 기준

2) 본인일부부담금 산정특례 기준(2021. 12. 23. 고시 제 2021-315 호)으로 "특정기호"로만 작성

# 연령별 성별 진료현황 <계속>

with serious disease eligible for special case calculation <Cont'd>

(단위 : 명, 일)  
Unit : Person, Day

희귀난치성질환			중증환자				
요양급여일수 Reimbursed Days	진료비 (천원) Medical Expense (KRW1,000)	급여비 (천원) Benefit (KRW1,000)	진료실인원수 Patients	입내원일수 Visits	요양급여일수 Reimbursed Days	진료비 (천원) Medical Expense (KRW1,000)	급여비 (천원) Benefit (KRW1,000)
<b>301,424,826</b>	<b>6,670,619,099</b>	<b>5,927,852,099</b>	<b>2,675</b>	<b>82,447</b>	<b>128,961</b>	<b>36,681,533</b>	<b>31,692,979</b>
<b>141,087,258</b>	<b>3,717,241,863</b>	<b>3,311,792,280</b>	<b>1,462</b>	<b>45,104</b>	<b>68,775</b>	<b>21,746,471</b>	<b>18,884,830</b>
<b>160,337,568</b>	<b>2,953,377,236</b>	<b>2,616,059,820</b>	<b>1,213</b>	<b>37,343</b>	<b>60,186</b>	<b>14,935,061</b>	<b>12,808,149</b>
78,049	1,874,184	1,674,401	6	40	43	10,121	8,623
41,987	1,006,083	900,322	4	18	20	6,733	6,091
36,062	868,101	774,079	2	22	23	3,388	2,531
1,051,477	22,463,089	20,139,393	131	1,594	2,337	384,547	325,801
558,217	14,475,349	12,977,649	89	1,203	1,832	276,901	231,953
493,260	7,987,740	7,161,744	42	391	505	107,646	93,848
1,955,880	41,438,377	37,311,333	69	934	1,534	180,429	157,415
1,068,891	27,804,807	25,018,066	33	551	789	124,788	108,583
886,989	13,633,570	12,293,266	36	383	745	55,640	48,832
2,334,669	55,322,732	49,940,389	69	926	1,316	257,499	215,726
1,300,115	39,264,508	35,489,007	26	268	537	52,623	43,560
1,034,554	16,058,223	14,451,382	43	658	779	204,876	172,166
3,500,590	100,271,172	89,887,957	46	831	1,117	298,896	239,094
2,039,782	71,260,722	64,014,139	22	451	544	226,129	179,260
1,460,808	29,010,450	25,873,818	24	380	573	72,767	59,834
6,048,731	160,753,009	143,470,444	99	2,665	3,950	1,187,423	1,037,120
3,567,572	109,911,924	98,268,213	46	1,503	2,033	704,559	615,836
2,481,159	50,841,085	45,202,231	53	1,162	1,917	482,864	421,284
9,246,665	226,163,835	201,589,987	125	2,702	4,283	1,081,062	932,724
5,298,782	147,778,296	131,945,602	58	1,180	1,873	504,077	442,338
3,947,883	78,385,539	69,644,386	67	1,522	2,410	576,984	490,386
10,565,051	242,437,171	215,923,791	122	3,582	5,993	1,262,581	1,102,041
5,937,740	161,632,345	144,229,451	75	2,450	4,435	861,836	744,836
4,627,311	80,804,826	71,694,340	47	1,132	1,558	400,745	357,205
11,538,841	252,233,653	224,724,760	103	2,342	4,523	1,069,880	935,207
5,899,862	156,235,496	139,426,733	52	1,124	1,758	542,539	471,617
5,638,979	95,998,158	85,298,027	51	1,218	2,765	527,341	463,589
16,009,238	317,054,825	282,799,201	167	4,260	6,714	1,807,154	1,552,663
7,896,062	192,984,176	172,339,431	112	2,689	4,045	1,117,133	964,394
8,113,176	124,070,650	110,459,771	55	1,571	2,669	690,021	588,269
19,538,613	372,685,255	332,470,506	155	4,434	6,878	2,479,876	2,130,371
9,315,392	219,023,455	195,689,187	94	2,486	3,604	1,658,522	1,453,062
10,223,221	153,661,800	136,781,319	61	1,948	3,274	821,354	677,309
25,520,903	493,726,825	440,580,302	226	7,409	12,088	3,456,233	2,954,238
11,589,866	283,660,598	253,535,354	137	4,235	6,111	2,249,750	1,928,182
13,931,037	210,066,227	187,044,948	89	3,174	5,977	1,206,483	1,026,057
28,198,427	550,076,358	490,210,149	255	8,464	13,580	4,338,423	3,767,304
12,550,049	309,950,013	276,544,054	161	5,267	8,329	2,886,860	2,525,381
15,648,378	240,126,345	213,666,095	94	3,197	5,251	1,451,563	1,241,923
37,359,625	740,862,153	659,848,686	285	9,677	15,145	4,688,168	4,039,444
16,707,679	416,469,591	371,242,583	164	5,818	8,814	2,774,314	2,411,628
20,651,946	324,392,562	288,606,104	121	3,859	6,331	1,913,854	1,627,816
36,886,051	751,720,882	669,697,716	226	7,568	13,013	3,695,699	3,178,315
17,107,583	425,229,440	379,051,001	121	4,199	7,053	2,312,803	1,977,578
19,778,468	326,491,442	290,646,714	105	3,369	5,960	1,382,895	1,200,737
31,605,686	696,097,155	618,904,959	194	7,280	11,622	3,354,747	2,934,906
14,757,886	382,570,584	340,547,796	110	4,434	6,892	1,967,526	1,727,261
16,847,800	313,526,571	278,357,163	84	2,846	4,730	1,387,220	1,207,646
26,341,644	640,391,866	566,919,752	163	6,694	9,965	2,979,191	2,581,095
11,813,985	327,446,687	290,419,799	68	2,961	4,410	1,468,952	1,282,604
14,527,659	312,945,179	276,499,953	95	3,733	5,555	1,510,238	1,298,491
21,720,544	605,347,310	533,033,022	132	5,813	8,394	2,391,611	2,073,699
9,215,910	274,161,853	242,605,901	53	2,893	3,833	1,349,193	1,188,295
12,504,634	331,185,458	290,427,121	79	2,920	4,561	1,042,418	885,404
11,924,142	399,699,248	348,725,351	102	5,232	6,466	1,757,997	1,527,194
4,419,898	156,375,938	137,547,992	37	1,374	1,863	661,233	582,370
7,504,244	243,323,310	211,177,359	65	3,858	4,603	1,096,764	944,824

Notes : 1) Statistics are based on the receipt of treatment include the usage of pharmacies

2) In accordance with the "Criteria for special case calculation of co-payments" (12. 23, 2021. Notification No. 2021-315), the statistics have been compiled using only the "specially assigned code."

제VI-22표  
Table VI-22

중증질환 산정특례적용

Current statistics by age and sex on the treatment of patients,

구 분 Division		중증외상 Severe trauma				
		진료실인원수 Patients	입내원일수 Visits	요양급여일수 Reimbursed Days	진료비 (천원) Medical Expense (KRW 1,000)	급여비 (천원) Benefit (KRW 1,000)
<b>계</b>	<b>Total</b>	<b>4,409</b>	<b>66,581</b>	<b>103,924</b>	<b>89,715,098</b>	<b>82,359,421</b>
<b>남자</b>	<b>M</b>	<b>3,365</b>	<b>51,235</b>	<b>79,853</b>	<b>69,201,472</b>	<b>63,492,904</b>
<b>여자</b>	<b>F</b>	<b>1,044</b>	<b>15,346</b>	<b>24,071</b>	<b>20,513,626</b>	<b>18,866,517</b>
0 세	Age	3	18	27	37,190	34,503
남자	M	2	17	26	31,720	29,392
여자	F	1	1	1	5,470	5,110
1~4 세	S.T	6	75	106	92,414	86,810
남자	M	5	47	78	62,741	58,920
여자	F	1	28	28	29,673	27,890
5~9 세	S.T	7	61	115	66,243	62,828
남자	M	3	15	45	31,226	29,119
여자	F	4	46	70	35,017	33,709
10~14 세	S.T	23	290	509	301,481	275,842
남자	M	16	189	390	151,927	138,681
여자	F	7	101	119	149,555	137,161
15~19 세	S.T	112	1,814	2,712	2,826,094	2,597,185
남자	M	73	1,132	1,745	1,815,359	1,666,430
여자	F	39	682	967	1,010,734	930,755
20~24 세	S.T	143	2,294	3,679	3,812,318	3,482,059
남자	M	105	1,670	2,581	2,676,809	2,441,464
여자	F	38	624	1,098	1,135,509	1,040,595
25~29 세	S.T	194	2,942	4,661	4,467,274	4,080,200
남자	M	142	2,002	3,292	2,967,447	2,706,542
여자	F	52	940	1,369	1,499,826	1,373,657
30~34 세	S.T	156	2,223	3,290	3,400,133	3,107,396
남자	M	115	1,626	2,466	2,325,380	2,120,719
여자	F	41	597	824	1,074,753	986,677
35~39 세	S.T	175	2,713	4,448	3,736,572	3,423,514
남자	M	135	2,012	3,314	2,536,818	2,323,655
여자	F	40	701	1,134	1,199,753	1,099,860
40~44 세	S.T	196	3,056	4,928	4,378,606	3,993,617
남자	M	156	2,408	3,967	3,480,740	3,171,700
여자	F	40	648	961	897,865	821,917
45~49 세	S.T	281	4,220	6,571	5,561,190	5,092,918
남자	M	223	3,401	5,282	4,326,721	3,959,309
여자	F	58	819	1,289	1,234,469	1,133,609
50~54 세	S.T	337	4,976	7,878	7,028,120	6,463,216
남자	M	270	4,048	6,378	5,712,437	5,251,873
여자	F	67	928	1,500	1,315,683	1,211,342
55~59 세	S.T	473	7,076	11,332	9,580,981	8,783,816
남자	M	394	5,977	9,312	8,244,470	7,562,238
여자	F	79	1,099	2,020	1,336,512	1,221,578
60~64 세	S.T	553	8,531	13,131	11,004,377	10,105,612
남자	M	471	7,358	11,265	9,247,411	8,492,024
여자	F	82	1,173	1,866	1,756,966	1,613,587
65~69 세	S.T	479	7,031	11,464	9,114,659	8,360,961
남자	M	401	5,889	9,768	7,664,620	7,024,786
여자	F	78	1,142	1,696	1,450,038	1,336,175
70~74 세	S.T	398	6,168	9,556	8,237,438	7,583,216
남자	M	302	4,935	7,428	6,826,272	6,277,889
여자	F	96	1,233	2,128	1,411,166	1,305,327
75~79 세	S.T	316	5,126	7,449	6,327,540	5,829,544
남자	M	207	3,364	4,962	4,494,784	4,142,441
여자	F	109	1,762	2,487	1,832,756	1,687,103
80~84 세	S.T	308	4,463	6,600	5,638,061	5,207,877
남자	M	206	3,017	4,415	4,010,113	3,700,929
여자	F	102	1,446	2,185	1,627,948	1,506,948
85 세이상	And over	249	3,504	5,468	4,104,409	3,788,308
남자	M	139	2,128	3,139	2,594,476	2,394,792
여자	F	110	1,376	2,329	1,509,933	1,393,517

주 : 1) 진료일 기준

2) 본인일부부담금 산정특례 기준(2021. 12. 23. 고시 제 2021-315 호)으로 "특정기호"로만 작성



with serious disease eligible for special case calculation <Cont'd>

Unit : Person, Day

Notes : 1) Statistics are based on the receipt of treatment include the usage of pharmacies  
2) In accordance with the "Criteria for special case calculation of co-payments" (12. 23, 2021. Notification No. 2021-315), the statistics have been compiled using only the "specially assigned code."

제VI-22표  
Table VI-22

중증질환 산정특례적용

Current statistics by age and sex on the treatment of patients

구 분 Division		결핵 Tuberculosis				
		진료실인원수 Patients	입내원일수 Visits	요양급여일수 Reimbursed Days	진료비 (천원) Medical Expense (KRW 1,000)	급여비 (천원) Benefit (KRW 1,000)
<b>계</b>	<b>Total</b>	<b>28,567</b>	<b>577,508</b>	<b>4,046,379</b>	<b>141,808,388</b>	<b>137,867,480</b>
<b>남자</b>	<b>M</b>	<b>17,230</b>	<b>342,010</b>	<b>2,443,988</b>	<b>88,233,760</b>	<b>85,842,208</b>
<b>여자</b>	<b>F</b>	<b>11,337</b>	<b>235,498</b>	<b>1,602,391</b>	<b>53,574,627</b>	<b>52,025,272</b>
0 세	Age	1	86	86	87,931	86,682
남자	M	1	86	86	87,931	86,682
여자	F	-	-	-	-	-
1~4 세	S.T	8	134	1,301	12,764	12,129
남자	M	5	103	969	10,156	9,546
여자	F	3	31	332	2,608	2,582
5~9 세	S.T	4	23	195	1,362	1,359
남자	M	2	20	192	1,215	1,212
여자	F	2	3	3	147	147
10~14 세	S.T	23	266	2,822	60,594	58,188
남자	M	17	212	2,416	50,986	48,931
여자	F	6	54	406	9,607	9,257
15~19 세	S.T	172	2,361	24,804	414,070	409,327
남자	M	95	1,455	15,161	267,150	264,455
여자	F	77	906	9,643	146,920	144,872
20~24 세	S.T	434	6,846	63,677	1,481,431	1,450,279
남자	M	210	3,700	31,558	1,000,134	977,529
여자	F	224	3,146	32,119	481,297	472,751
25~29 세	S.T	879	13,740	132,098	3,075,758	3,008,874
남자	M	434	7,119	64,088	1,797,128	1,763,045
여자	F	445	6,621	68,010	1,278,630	1,245,828
30~34 세	S.T	1,051	17,121	159,822	3,830,391	3,755,701
남자	M	569	9,861	87,646	2,394,071	2,346,851
여자	F	482	7,260	72,176	1,436,320	1,408,850
35~39 세	S.T	984	15,586	147,011	3,593,681	3,532,753
남자	M	574	9,611	87,530	2,412,745	2,373,152
여자	F	410	5,975	59,481	1,180,937	1,159,601
40~44 세	S.T	1,242	19,828	183,609	4,342,971	4,248,040
남자	M	720	12,150	108,574	2,897,201	2,825,687
여자	F	522	7,678	75,035	1,445,770	1,422,353
45~49 세	S.T	1,497	25,171	225,059	5,741,126	5,632,144
남자	M	957	16,606	146,516	3,921,636	3,842,920
여자	F	540	8,565	78,543	1,819,490	1,789,224
50~54 세	S.T	2,110	37,368	305,995	8,637,253	8,426,052
남자	M	1,409	26,545	209,133	6,532,662	6,367,522
여자	F	701	10,823	96,862	2,104,591	2,058,530
55~59 세	S.T	2,263	40,457	328,914	9,211,973	8,991,054
남자	M	1,651	30,898	242,801	7,403,928	7,221,885
여자	F	612	9,559	86,113	1,808,045	1,769,170
60~64 세	S.T	2,781	50,335	396,943	11,748,535	11,449,249
남자	M	2,009	37,195	286,049	8,826,590	8,608,054
여자	F	772	13,140	110,894	2,921,945	2,841,195
65~69 세	S.T	2,600	49,097	376,402	11,632,710	11,327,480
남자	M	1,809	34,834	259,751	8,734,681	8,515,347
여자	F	791	14,263	116,651	2,898,029	2,812,133
70~74 세	S.T	2,586	52,055	379,611	12,644,717	12,295,430
남자	M	1,718	33,979	247,102	8,334,133	8,119,078
여자	F	868	18,076	132,509	4,310,584	4,176,353
75~79 세	S.T	2,946	62,767	412,832	16,843,477	16,344,296
남자	M	1,758	36,090	242,305	10,303,450	9,991,686
여자	F	1,188	26,677	170,527	6,540,026	6,352,610
80~84 세	S.T	3,580	86,640	487,237	23,424,830	22,690,284
남자	M	1,842	43,470	242,122	12,646,636	12,241,487
여자	F	1,738	43,170	245,115	10,778,194	10,448,797
85 세이상	And over	3,406	97,627	417,961	25,022,815	24,148,160
남자	M	1,450	38,076	169,989	10,611,327	10,237,139
여자	F	1,956	59,551	247,972	14,411,487	13,911,021

주 : 1) 진료일 기준

2) 본인일부부담금 산정특례 기준(2021. 12. 23. 고시 제 2021-315 호)으로 "특정기호"로만 작성

## 연령별 성별 진료현황 <계속>

with serious disease eligible for special case calculation <Cont'd>

(단위 : 명, 일)

Unit : Person, Day

잠복결핵 Latent Tuberculosis				
진료실인원수 Patients	입내원일수 Visits	요양급여일수 Reimbursed Days	진료비 (천원) Medical Expense (KRW1,000)	급여비 (천원) Benefit (KRW1,000)
<b>33,639</b>	<b>223,528</b>	<b>2,577,582</b>	<b>8,867,768</b>	<b>8,826,062</b>
<b>11,988</b>	<b>78,358</b>	<b>936,375</b>	<b>3,214,308</b>	<b>3,202,047</b>
<b>21,651</b>	<b>145,170</b>	<b>1,641,207</b>	<b>5,653,460</b>	<b>5,624,015</b>
108	3,171	10,547	28,757	28,699
55	1,469	5,401	13,149	13,094
53	1,702	5,146	15,608	15,606
568	4,674	50,419	99,985	99,703
298	2,447	26,120	53,187	53,045
270	2,227	24,299	46,798	46,659
548	3,642	53,637	94,526	94,267
282	1,895	28,435	46,540	46,407
266	1,747	25,202	47,986	47,860
383	2,283	39,966	60,554	60,311
183	1,064	18,979	28,723	28,586
200	1,219	20,987	31,830	31,724
1,045	7,016	85,168	245,868	244,890
903	6,147	73,278	218,808	218,434
142	869	11,890	27,060	26,456
1,461	8,408	92,102	297,556	297,171
752	3,896	41,609	137,525	137,369
709	4,512	50,493	160,031	159,802
1,473	8,907	99,589	340,626	339,883
498	2,944	33,661	119,224	119,073
975	5,963	65,928	221,401	220,809
1,273	7,340	85,339	276,574	276,087
441	2,452	29,587	95,319	95,225
832	4,888	55,752	181,256	180,862
1,564	9,452	110,651	373,069	372,703
511	3,031	37,138	128,581	128,506
1,053	6,421	73,513	244,487	244,197
2,610	16,017	189,288	611,118	610,204
724	4,291	53,267	176,208	176,003
1,886	11,726	136,021	434,910	434,200
3,635	22,957	269,349	923,697	919,260
955	5,641	72,415	238,735	236,500
2,680	17,316	196,934	684,963	682,760
5,052	32,355	375,980	1,223,582	1,221,145
1,301	7,967	101,017	302,098	301,667
3,751	24,388	274,963	921,484	919,478
5,267	33,729	396,137	1,352,588	1,348,688
1,533	9,588	120,422	401,833	400,545
3,734	24,141	275,715	950,755	948,144
4,653	32,352	379,619	1,406,967	1,399,544
1,738	11,805	139,250	567,555	565,833
2,915	20,547	240,369	839,413	833,711
2,352	16,826	194,289	757,499	753,102
1,003	6,950	83,445	317,762	316,689
1,349	9,876	110,844	439,737	436,414
1,017	8,517	91,482	433,916	429,662
496	4,233	45,837	234,102	232,084
521	4,284	45,645	199,813	197,578
398	3,356	34,059	174,403	173,033
198	1,655	16,387	89,909	88,863
200	1,701	17,672	84,494	84,170
178	1,951	15,573	119,910	112,714
85	680	7,551	37,061	36,176
93	1,271	8,022	82,849	76,537
54	575	4,388	46,573	44,996
32	203	2,576	7,990	7,948
22	372	1,812	38,583	37,048

Notes : 1) Statistics are based on the receipt of treatment include the usage of pharmacies

2) In accordance with the "Criteria for special case calculation of co-payments" (12. 23, 2021. Notification No. 2021-315), the statistics have been compiled using only the "specially assigned code."

제VI-23표  
Table VI-23

# 432분류별 다빈도 증상 약국 직접조제 실적

## Pharmacist's Dispensing Activities by Frequency of 432 Symptoms

순위 Rank	증상 기호 Code	증 상 명 Symptoms	투약일수 (일) Reimbursed Days	진 료 비 (천원) Medical Expense (KRW 1,000)	급 여 비 (천원) Benefit (KRW 1,000)
1	112	호 흡 기 계 기 침	497,219	1,333,300	796,543
2	536	근 골 격 계 관 절 통	392,209	988,916	595,483
3	119	호 흡 기 계 인 후 통	254,854	672,719	408,149
4	537	근 골 격 계 근 육 통	225,688	541,836	328,532
5	201	소 화 기 계 속 쓰 림	212,490	486,490	292,579
6	125	호 흡 기 계 염 증	174,206	462,316	272,787
7	113	호 흡 기 계 객 담	159,616	415,369	251,333
8	115	호 흡 기 계 콧 물	110,055	245,717	148,492
9	118	호 흡 기 계 두 통	90,579	211,256	128,428
10	541	근 골 격 계 신 경 통	91,237	221,000	134,347
11	543	근 골 격 계 담 결 림	86,995	216,335	131,505
12	325	피 부 및 피 하 조 직 염 증	79,282	226,487	135,572
13	117	호 흡 기 계 발 열	79,855	188,552	114,080
14	244	소 화 기 계 치 통	70,717	172,557	104,995
15	116	호 흡 기 계 코 막 힘	62,982	156,732	94,976
16	538	근 골 격 계 요 통	61,978	145,803	88,745
17	120	호 흡 기 계 오 한	58,902	128,233	77,915
18	202	소 화 기 계 소 화 불 량	52,837	117,771	70,962
19	825	기 타 감 염 성 염 증	51,069	143,947	87,362
20	324	피 부 및 피 하 조 직 소 양 강	40,262	123,672	75,214
21	211	소 화 기 계 설 사	47,747	116,142	70,430
22	944	기 타 치 통	43,738	128,951	78,206
23	844	기 타 감 염 성 치 통	44,443	122,388	74,477
24	323	피 부 및 피 하 조 직 발 진	30,347	107,207	65,002
25	205	소 화 기 계 위 통	40,573	96,442	58,612
26	225	소 화 기 계 염 증	34,883	85,130	50,937
27	425	비 뇨 . 생 식 기 계 염 증	31,880	101,182	60,922
28	542	근 골 격 계 타 박 상	28,781	86,649	52,478
29	438	비 뇨 . 생 식 기 계 요 통	28,527	67,764	41,304
30	625	눈 및 눈 부 속 기 염 증	17,735	73,591	44,674
31	539	근 골 격 계 전 신 통	23,819	53,448	32,550
32	525	근 골 격 계 염 증	22,381	60,772	35,425
33	431	비 뇨 . 생 식 기 계 빈 뇨	17,909	55,246	33,511
34	210	소 화 기 계 복 부 팽 만	16,005	35,486	21,675
35	725	귀 및 귀 부 속 기 염 증	15,475	37,786	22,649
36	434	비 뇨 . 생 식 기 계 배 뇨 곤 란	12,873	36,782	22,123
37	137	호 흡 기 계 근 육 통	12,663	27,745	16,879
38	925	기 타 염 증	11,292	29,501	17,897
39	328	피 부 및 피 하 조 직 종 창	11,361	31,863	19,397
40	204	소 화 기 계 구 토	11,704	33,403	20,302
41	404	비 뇨 . 생 식 기 계 구 토	11,369	26,999	16,365
42	101	호 흡 기 계 속 쓰 림	9,399	22,366	13,576
43	526	근 골 격 계 부 종	9,168	19,259	11,539
44	203	소 화 기 계 구 역	8,666	20,290	12,229
45	327	피 부 및 피 하 조 직 발 적	8,678	32,475	19,659
46	114	호 흡 기 계 해 소	8,314	21,844	13,325
47	136	호 흡 기 계 관 절 통	7,895	20,119	12,211
48	209	소 화 기 계 복 동	7,405	19,158	11,654
49	102	호 흡 기 계 소 화 불 량	7,641	17,650	10,745
50	110	호 흡 기 계 복 부 팽 만	6,609	14,013	8,517

주 : 진료일 기준

Note : Based on the Treatment Month



## 제Ⅶ편

## 부 록

Appendix



제Ⅶ-1표  
Table VII-1

인구추이  
Trend of Population

(단위 : 천명)  
Unit : 1,000 Person

연 도 (조사기준일) Year (Reference Date)	총조사인구 <sup>1)</sup> Census Population	연 앙 추 계 인 구 <sup>2)</sup> Estimates of midyear Population			증가율 Rate of Increase per 100 Person (%)	성비(명) Sex Ratio	인구밀도 (명/㎢) Density Per sq.Km		북한인구 <sup>4)</sup> Population Of North Korea
		계 Both sexes	남 Male	여 Female			Density Per sq.Km	면 적 <sup>3)</sup> Land Area(㎢)	
1980(11.1)	37,436	-	(18,767)	(18,669)	-	(100.5)	-	-	-
1981		38,723	19,536	19,188	1.57	101.8	391	99,016	17,866
1982		39,326	19,837	19,489	1.56	101.8	397	99,022	18,124
1983		39,910	20,129	19,781	1.49	101.8	403	99,091	18,528
1984		40,406	20,375	20,031	1.24	101.7	408	99,117	18,828
1985		40,806	20,576	20,230	0.99	101.7	412	99,143	19,097
1985(11.1)	40,448	-	(20,244)	(20,205)	-	(100.2)	-	-	-
1986		41,214	20,772	20,442	1.00	101.6	416	99,173	19,339
1987		41,622	20,960	20,662	0.99	101.4	420	99,222	19,559
1988		42,031	21,155	20,876	0.98	101.3	424	99,237	19,762
1989		42,449	21,357	21,092	0.99	101.3	428	99,263	19,977
1990		42,869	21,568	21,301	0.99	101.3	432	99,274	20,221
1990(11.1)	43,411	-	(21,782)	(21,629)	-	(100.8)	-	-	-
1991		43,296	21,784	21,512	0.99	101.3	436	99,300	20,495
1992		43,748	22,014	21,734	1.04	101.3	441	99,314	20,798
1993		44,195	22,243	21,952	1.02	101.3	445	99,392	21,103
1994		44,642	22,472	22,169	1.01	101.4	449	99,394	21,412
1995		45,093	22,705	22,388	1.01	101.4	454	99,268	21,715
1995(11.1)	44,609	-	(22,389)	(22,219)	-	(100.8)	-	-	-
1996		45,525	22,925	22,600	0.96	101.4	458	99,313	21,991
1997		45,954	23,148	22,806	0.94	101.5	462	99,373	22,208
1998		46,287	23,296	22,991	0.72	101.3	466	99,408	22,355
1999		46,617	23,458	23,159	0.71	101.3	469	99,434	22,507
2000		47,008	23,667	23,341	0.84	101.4	473	99,461	22,702
2000(11.1)	46,136	-	(23,159)	(22,978)	-	(100.8)	-	-	-
2001		47,357	23,843	23,514	0.74	101.4	476	99,538	22,902
2002		47,622	23,970	23,652	0.56	101.3	478	99,585	23,088
2003		47,859	24,090	23,770	0.50	101.3	481	99,601	23,254
2004		48,039	24,165	23,874	0.38	101.2	482	99,617	23,411
2005	47,279	48,185	24,243	23,941	0.21	101.3	484	99,646	23,561
2006		48,438	24,370	24,069	0.53	101.2	486	99,678	23,707
2007		48,684	24,491	24,192	0.51	101.2	488	99,720	23,849
2008		49,055	24,672	24,383	0.76	101.2	491	99,828	23,934
2009		49,308	24,774	24,533	0.52	101.0	494	99,897	24,062
2010	48,580	49,554	24,881	24,673	0.50	100.8	495	100,033	24,187
2011		49,937	25,070	24,867	0.77	100.8	499	100,148	24,308
2012		50,200	25,187	25,012	0.53	100.7	501	100,188	24,427
2013		50,429	25,285	25,144	0.46	100.6	503	100,266	24,545
2014		50,747	25,445	25,302	0.63	100.6	506	100,284	24,662
2015	51,069	51,015	25,586	25,429	0.53	100.6	509	100,295	24,779
2016	51,270	51,218	25,671	25,547	0.40	100.5	510	100,339	24,897
2017	51,423	51,362	25,737	25,625	0.28	100.4	512	100,364	25,014
2018	51,630	51,585	25,858	25,727	0.43	100.5	514	100,378	25,132
2019	51,779	51,765	25,949	25,816	0.35	100.5	516	100,401	25,250
2020	51,829	51,836	25,926	25,911	0.14	100.1	516	100,413	25,368
2021	51,738	51,745	25,858	25,887	-0.18	99.9	515	100,432	25,484
2022	-	51,628	25,790	25,838	-0.23	99.8	-	-	25,598

주 : 1) 외국인 포함

Note : 1) Including Foreigners

2) ( ) 인구는 총조사 자료임

2) Figures in ( ) are the results from the Population Census of the Year started

3) 면적은 인구밀도 계산시의 적용면적임

3) Figures are the land areas used in population density calculation

4) 유엔 연앙추계인구

4) United Nations mid-year estimates

자료 : 통계청 "한국통계연감", 2022

Source : NSO "Korea Statistical Yearbook", 2022

제Ⅶ-2표  
Table VII-2

인구성장의 구성요인  
Components of population growth

(단위 : 명)  
Unit : Person

연 도	출 생 Births		사 망 Deaths		자연증가율 (인구천명당) Natural increase rates (Per 1,000 pop.)
		조출생률 (인구천명당)		조사망률 (인구천명당)	
1982	848,312	21.6	245,767	6.2	15.3
1983	769,155	19.3	254,563	6.4	12.9
1984	674,793	16.7	236,445	5.9	10.8
1985	655,489	16.1	240,418	5.9	10.2
1986	636,019	15.4	239,256	5.8	9.6
1987	623,831	15.0	243,504	5.9	9.1
1988	633,092	15.1	235,779	5.6	9.5
1989	639,431	15.1	236,818	5.6	9.5
1990	649,738	15.2	241,616	5.6	9.5
1991	709,275	16.4	242,270	5.6	10.8
1992	730,678	16.7	236,162	5.4	11.3
1993	715,826	16.0	234,257	5.2	10.8
1994	721,185	16.0	242,439	5.4	10.6
1995	715,020	15.7	242,838	5.3	10.3
1996	691,226	15.0	241,149	5.2	9.8
1997	668,344	14.4	241,943	5.2	9.2
1998	634,790	13.6	243,193	5.2	8.4
1999	614,233	13.0	245,364	5.2	7.8
2000	634,501	13.3	246,163	5.2	8.2
2001	554,895	11.6	241,521	5.0	6.5
2002	492,111	10.2	245,317	5.1	5.1
2003	490,543	10.2	244,506	5.1	5.1
2004	472,761	9.8	244,217	5.0	4.7
2005	435,031	8.9	243,883	5.0	3.9
2006	448,153	9.2	242,266	5.0	4.2
2007	493,189	10.0	244,874	5.0	5.1
2008	465,892	9.4	246,113	5.0	4.4
2009	444,849	9.0	246,942	5.0	4.0
2010	470,171	9.4	255,405	5.1	4.3
2011	471,265	9.4	255,403	5.1	4.3
2012	484,550	9.6	267,221	5.3	4.3
2013	436,455	8.6	266,257	5.3	3.4
2014	435,435	8.6	267,692	5.3	3.3
2015	438,420	8.6	275,895	5.4	3.2
2016	406,243	7.9	280,827	5.5	2.5
2017	357,771	7.0	285,534	5.6	1.4
2018	326,822	6.4	298,820	5.8	0.5
2019	302,676	5.9	295,110	5.7	0.1
2020	272,337	5.3	304,948	5.9	-0.6
2021	260,562	5.1	317,680	6.2	-1.1

자료 : 통계청, 「인구동향조사」, 2022

Source : Statistics Korea, 「Live Births And Deaths Statistics」, Each year



제Ⅶ-3표  
Table VII-3

생 명 표(2021)  
Life Table(2021)

연 령 Age	사망확률 Probability of death	생 존 수 Number of survivors	정지인구 Stationary population	기대여명 Life expectancy
남자 Male				
0 세 · Year old	0.00258	100,000	99,796	80.6
1	0.00053	99,742	398,856	79.8
5	0.00032	99,690	498,364	75.9
10	0.00055	99,657	498,170	70.9
15	0.00135	99,603	497,714	65.9
20	0.00209	99,469	496,865	61.0
25	0.00289	99,261	495,609	56.1
30	0.00342	98,974	494,037	51.3
35	0.00468	98,635	492,112	46.5
40	0.00688	98,174	489,264	41.7
45	0.01098	97,499	485,030	36.9
50	0.01687	96,429	478,355	32.3
55	0.02563	94,801	468,286	27.8
60	0.03863	92,371	453,474	23.5
65	0.05995	88,803	431,547	19.3
70	0.09393	83,480	398,980	15.4
75	0.16624	75,639	349,390	11.7
80	0.29990	63,064	270,063	8.5
85	0.47253	44,151	167,955	6.0
90	0.66117	23,289	74,463	4.2
95	0.82245	7,891	20,070	2.9
100+	1.00000	1,401	2,881	2.1
여자 Female				
0 세 · Year old	0.00218	100,000	99,815	86.6
1	0.00036	99,782	399,044	85.8
5	0.00031	99,746	498,649	81.8
10	0.00044	99,715	498,485	76.9
15	0.00086	99,672	498,166	71.9
20	0.00148	99,586	497,573	67.0
25	0.00166	99,438	496,785	62.1
30	0.00215	99,273	495,847	57.2
35	0.00291	99,060	494,613	52.3
40	0.00383	98,772	492,965	47.4
45	0.00536	98,393	490,727	42.6
50	0.00729	97,866	487,605	37.8
55	0.00981	97,152	483,500	33.1
60	0.01366	96,199	477,899	28.4
65	0.02217	94,885	469,611	23.7
70	0.03996	92,781	455,539	19.2
75	0.08307	89,074	429,084	14.9
80	0.17615	81,674	375,738	11.0
85	0.33292	67,288	283,025	7.7
90	0.53684	44,886	162,623	5.3
95	0.73681	20,789	60,790	3.6
100+	1.00000	5,472	13,503	2.5

자료 : 통계청 "2021 생명표", 2022

Source : NSO "2021 Life Tables for Korea", 2022

제Ⅶ-4표  
Table VII-4

연령별 성별  
Estimates of midyear Population

가정별	연 령 Age	2030			2035		
		계 T	남 M	여 F	계 T	남 M	여 F
고위	계 Total	52,436,351	26,165,412	26,270,939	52,864,087	26,359,306	26,504,781
	0-4 세	1,707,325	874,931	832,394	1,890,570	969,026	921,544
	5-9 세	1,420,156	726,971	693,185	1,704,920	872,974	831,946
	10-14 세	1,763,596	903,580	860,016	1,424,096	728,447	695,649
	15-19 세	2,290,899	1,173,020	1,117,879	1,783,624	912,197	871,427
	20-24 세	2,404,331	1,248,369	1,155,962	2,429,742	1,255,188	1,174,554
	25-29 세	2,774,998	1,462,005	1,312,993	2,542,381	1,329,912	1,212,469
	30-34 세	3,515,241	1,851,743	1,663,498	2,815,807	1,478,948	1,336,859
	35-39 세	3,653,085	1,943,165	1,709,920	3,521,900	1,847,339	1,674,561
	40-44 세	3,292,267	1,721,672	1,570,595	3,661,226	1,939,578	1,721,648
	45-49 세	3,873,253	1,986,704	1,886,549	3,319,845	1,728,927	1,590,918
	50-54 세	3,889,779	1,975,458	1,914,321	3,898,451	1,995,316	1,903,135
	55-59 세	4,361,757	2,198,375	2,163,382	3,889,831	1,970,931	1,918,900
	60-64 세	4,252,098	2,111,796	2,140,302	4,330,749	2,173,579	2,157,170
	65-69 세	4,068,659	1,998,800	2,069,859	4,178,727	2,057,434	2,121,293
	70-74 세	3,567,054	1,698,963	1,868,091	3,947,669	1,910,177	2,037,492
	75-79 세	2,381,798	1,086,624	1,295,174	3,372,820	1,564,964	1,807,856
	80 세이상	3,220,055	1,203,236	2,016,819	4,151,729	1,624,369	2,527,360
중위	계 Total	51,199,019	25,534,271	25,664,748	50,868,691	25,341,396	25,527,295
	0-4 세	1,353,877	693,921	659,956	1,571,194	805,455	765,739
	5-9 세	1,222,425	625,834	596,591	1,347,539	690,070	657,469
	10-14 세	1,753,051	898,227	854,824	1,223,083	625,679	597,404
	15-19 세	2,279,729	1,167,561	1,112,168	1,766,857	903,898	862,959
	20-24 세	2,369,431	1,233,381	1,136,050	2,389,238	1,237,422	1,151,816
	25-29 세	2,693,051	1,424,740	1,268,311	2,457,411	1,290,748	1,166,663
	30-34 세	3,430,590	1,807,480	1,623,110	2,691,433	1,419,717	1,271,716
	35-39 세	3,589,871	1,908,013	1,681,858	3,403,788	1,784,677	1,619,111
	40-44 세	3,244,406	1,694,525	1,549,881	3,571,200	1,889,385	1,681,815
	45-49 세	3,829,171	1,961,583	1,867,588	3,246,947	1,687,762	1,559,185
	50-54 세	3,847,685	1,952,541	1,895,144	3,828,049	1,956,258	1,871,791
	55-59 세	4,319,666	2,176,606	2,143,060	3,822,443	1,935,201	1,887,242
	60-64 세	4,209,740	2,089,172	2,120,568	4,260,394	2,136,113	2,124,281
	65-69 세	4,027,289	1,975,401	2,051,888	4,108,715	2,018,459	2,090,256
	70-74 세	3,532,151	1,679,363	1,852,788	3,879,477	1,871,277	2,008,200
	75-79 세	2,353,038	1,071,490	1,281,548	3,307,259	1,528,964	1,778,295
	80 세이상	3,143,848	1,174,433	1,969,415	3,993,664	1,560,311	2,433,353
저위	계 Total	50,146,768	24,997,408	25,149,360	49,027,442	24,405,588	24,621,854
	0-4 세	1,081,502	554,479	527,023	1,227,597	629,504	598,093
	5-9 세	1,138,742	583,157	555,585	1,071,373	548,830	522,543
	10-14 세	1,742,451	892,849	849,602	1,135,925	581,278	554,647
	15-19 세	2,268,544	1,162,090	1,106,454	1,750,109	895,616	854,493
	20-24 세	2,334,849	1,218,508	1,116,341	2,349,135	1,219,828	1,129,307
	25-29 세	2,611,902	1,387,855	1,224,047	2,373,658	1,252,155	1,121,503
	30-34 세	3,346,351	1,763,460	1,582,891	2,568,507	1,361,167	1,207,340
	35-39 세	3,526,622	1,872,893	1,653,729	3,286,332	1,722,454	1,563,878
	40-44 세	3,196,372	1,667,330	1,529,042	3,481,120	1,839,310	1,641,810
	45-49 세	3,784,756	1,936,319	1,848,437	3,173,720	1,646,586	1,527,134
	50-54 세	3,805,043	1,929,324	1,875,719	3,756,803	1,916,929	1,839,874
	55-59 세	4,276,571	2,154,259	2,122,312	3,753,693	1,898,877	1,854,816
	60-64 세	4,165,948	2,065,718	2,100,230	4,187,672	2,097,538	2,090,134
	65-69 세	3,983,873	1,950,816	2,033,057	4,035,342	1,977,918	2,057,424
	70-74 세	3,494,927	1,658,457	1,836,470	3,806,927	1,830,462	1,976,465
	75-79 세	2,322,355	1,055,343	1,267,012	3,237,050	1,491,245	1,745,805
	80 세이상	3,065,960	1,144,551	1,921,409	3,832,479	1,495,891	2,336,588

자료 : 통계청 "장래인구추계", 전국편 2021

# 추계인구

by Age and Gender

(단위 : 명)  
Unit : Person

2040			2045		
계 T	남 M	여 F	계 T	남 M	여 F
<b>52,928,429</b>	<b>26,361,696</b>	<b>26,566,733</b>	<b>52,484,844</b>	<b>26,104,217</b>	<b>26,380,627</b>
1,825,339	935,605	889,734	1,687,173	864,801	822,372
1,886,602	966,276	920,326	1,821,952	933,164	888,788
1,707,861	873,931	833,930	1,888,928	966,912	922,016
1,445,735	737,795	707,940	1,728,715	882,866	845,849
1,925,833	994,445	931,388	1,590,436	821,033	769,403
2,568,876	1,337,603	1,231,273	2,061,357	1,076,836	984,521
2,581,982	1,346,108	1,235,874	2,609,119	1,354,169	1,254,950
2,821,560	1,473,712	1,347,848	2,587,627	1,340,559	1,247,068
3,531,814	1,844,849	1,686,965	2,831,626	1,470,996	1,360,630
3,691,976	1,948,969	1,743,007	3,564,507	1,855,508	1,708,999
3,347,570	1,739,897	1,607,673	3,723,446	1,962,376	1,761,070
3,904,564	1,995,082	1,909,482	3,357,984	1,743,395	1,614,589
3,870,475	1,955,137	1,915,338	3,892,300	1,984,439	1,907,861
4,269,613	2,127,959	2,141,654	3,825,130	1,921,561	1,903,569
4,076,779	1,982,027	2,094,752	4,181,347	2,061,776	2,119,571
3,756,234	1,776,403	1,979,831	3,909,603	1,863,555	2,046,048
5,715,616	2,325,898	3,389,718	7,223,594	3,000,271	4,223,323
<b>50,193,281</b>	<b>24,967,438</b>	<b>25,225,843</b>	<b>49,029,906</b>	<b>24,349,262</b>	<b>24,680,644</b>
1,517,234	777,799	739,435	1,384,085	709,565	674,520
1,562,633	800,451	762,182	1,509,181	773,065	736,116
1,347,600	689,601	657,999	1,561,587	799,399	762,188
1,240,144	632,928	607,216	1,364,530	696,717	667,813
1,881,703	974,802	906,901	1,361,544	706,078	655,466
2,478,245	1,295,624	1,182,621	1,970,376	1,034,634	935,742
2,455,771	1,285,555	1,170,216	2,477,185	1,290,780	1,186,405
2,665,687	1,397,135	1,268,552	2,430,706	1,263,138	1,167,568
3,387,210	1,767,304	1,619,906	2,650,819	1,380,491	1,270,328
3,576,072	1,884,094	1,691,978	3,394,298	1,763,516	1,630,782
3,250,106	1,685,814	1,564,292	3,582,125	1,883,992	1,698,133
3,808,892	1,943,170	1,865,722	3,237,253	1,677,672	1,559,581
3,777,114	1,905,110	1,872,004	3,770,798	1,918,350	1,852,448
4,171,671	2,074,099	2,097,572	3,707,087	1,857,033	1,850,054
3,980,283	1,927,780	2,052,503	4,057,021	1,992,804	2,064,217
3,654,343	1,719,595	1,934,748	3,779,427	1,791,670	1,987,757
5,438,573	2,206,577	3,231,996	6,791,884	2,810,358	3,981,526
<b>47,552,504</b>	<b>23,629,569</b>	<b>23,922,935</b>	<b>45,650,159</b>	<b>22,649,431</b>	<b>23,000,728</b>
1,159,635	594,663	564,972	1,067,109	547,255	519,854
1,215,790	622,971	592,819	1,148,579	588,522	560,057
1,069,166	547,269	521,897	1,212,625	620,902	591,723
1,148,388	586,399	561,989	1,082,796	552,905	529,891
1,838,056	955,383	882,673	1,246,826	650,065	596,761
2,388,957	1,254,295	1,134,662	1,880,888	993,173	887,715
2,331,434	1,225,878	1,105,556	2,347,257	1,228,359	1,118,898
2,511,731	1,321,526	1,190,205	2,276,147	1,186,908	1,089,239
3,243,408	1,690,402	1,553,006	2,472,302	1,291,276	1,181,026
3,459,972	1,819,428	1,640,544	3,224,978	1,672,456	1,552,522
3,151,849	1,631,631	1,520,218	3,440,189	1,805,847	1,634,342
3,711,342	1,890,606	1,820,736	3,114,979	1,611,682	1,503,297
3,680,865	1,853,882	1,826,983	3,645,922	1,851,171	1,794,751
4,068,711	2,018,034	2,050,677	3,583,842	1,790,565	1,793,277
3,877,096	1,870,788	2,006,308	3,924,111	1,920,673	2,003,438
3,544,161	1,659,881	1,884,280	3,638,311	1,716,457	1,921,854
5,151,943	2,086,533	3,065,410	6,343,298	2,621,215	3,722,083

Source : National Statistical Office "Trend of Population Projection", 2021

제Ⅶ-5표  
Table VII-5

경제활동인구,  
Economically Active

구 분 Division	총 계 Total	15 세 이상 인구 Population 15 years Old & Over								
		경제활동인구 Economically Active Population								
		계 Total			취업자 Employed			실업자 Unemployed		
		계 Total	남 Male	여 Female	계 Total	남 Male	여 Female	계 Total	남 Male	여 Female
		전 국								
2014	42,795	26,836	15,607	11,229	25,897	15,057	10,840	939	550	389
2015	43,239	27,153	15,728	11,426	26,178	15,156	11,022	976	572	404
2016	43,606	27,418	15,836	11,583	26,409	15,241	11,168	1,009	594	415
2017	43,931	27,748	15,975	11,773	26,725	15,368	11,356	1,023	607	416
2018	44,182	27,895	16,002	11,893	26,822	15,372	11,450	1,073	630	443
2019	44,504	28,186	16,090	12,097	27,123	15,463	11,660	1,063	627	437
2020	44,785	28,012	16,005	12,007	26,904	15,381	11,523	1,108	624	484
2021	45,080	28,310	16,124	12,186	27,273	15,548	11,725	1,037	576	461
2022	45,260	28,922	16,376	12,546	28,089	15,928	12,161	833	447	385
		농 가								
2014	2,656	2,002	1,109	859	1,980	1,094	851	22	15	8
2015	2,414	1,968	1,021	773	1,945	1,003	764	24	18	10
2016	2,117	1,795	908	689	1,767	897	683	28	12	6
2017	2,123	1,597	914	678	1,579	901	671	18	13	8
2018	2,184	1,665	945	720	1,646	932	713	20	13	7
2019	2,226	1,717	978	739	1,698	965	733	20	13	7
2020	2,292	1,758	1,002	756	1,733	986	747	25	16	9
2021	2,326	1,795	1,029	766	1,772	1,017	756	23	13	10
2022	2,275	1,794	1,020	774	1,779	1,014	766	15	6	8
		비 농 가								
2014	40,139	24,867	14,498	10,369	23,953	13,964	9,989	915	535	380
2015	40,826	25,359	14,707	10,652	24,411	14,153	10,258	948	554	394
2016	41,489	25,822	14,927	10,894	24,830	14,345	10,485	992	583	409
2017	41,808	26,155	15,061	11,094	25,153	14,467	10,686	1,002	594	408
2018	41,998	26,230	15,057	11,173	25,177	14,440	10,737	1,053	617	436
2019	42,278	26,469	15,111	11,358	25,425	14,498	10,927	1,044	613	430
2020	42,493	26,255	15,003	11,251	25,171	14,395	10,777	1,083	608	475
2020	42,755	26,515	15,095	11,421	25,501	14,531	10,970	1,015	564	451
2022	42,985	27,128	15,356	11,772	26,310	14,915	11,395	818	441	377

자료 : 통계청 "한국통계연감", 2022

# 취업자수 및 실업자수

Population, Employed and Unemployed

(단위 : 천명)  
Unit : Thousand Person

비경제활동인구 Non-economically Active Population			경제활동참가율(%) Labor Participation Rate			취업률(%) Employment Rate			실업률(%) Unemployment Rate		
계 Total	남 Male	여 Female	계 Total	남 Male	여 Female	계 Total	남 Male	여 Female	계 Total	남 Male	여 Female

## Whole Country

15,959	5,382	10,578	62.7	74.4	51.5	60.5	71.7	49.7	3.5	3.5	3.5
16,086	5,494	10,592	62.8	74.1	51.9	60.5	71.4	50.1	3.6	3.6	3.3
16,187	5,565	10,622	62.9	74.0	52.2	60.6	71.2	50.3	3.7	3.8	3.6
16,183	5,598	10,585	63.2	74.1	52.7	60.8	71.2	50.8	3.7	3.8	3.5
16,287	5,697	10,590	63.1	73.7	52.9	60.7	70.8	50.9	3.8	3.9	3.7
16,318	5,797	10,521	63.3	73.5	53.5	60.9	70.7	51.6	3.8	3.9	3.6
16,773	6,030	10,743	62.5	72.6	52.8	60.1	69.8	50.7	4.0	3.9	4.0
16,770	6,074	10,696	62.8	72.6	53.3	60.5	70.0	51.2	3.7	3.6	3.8
<b>16,339</b>	<b>5,897</b>	<b>10,442</b>	<b>63.9</b>	<b>73.5</b>	<b>54.6</b>	<b>62.1</b>	<b>71.5</b>	<b>52.9</b>	<b>2.9</b>	<b>2.7</b>	<b>3.1</b>

## FarmHousehold

724	232	455	74.1	82.7	65.4	73.2	81.5	64.7	1.2	1.4	1.0
688	218	401	74.4	82.4	65.9	73.2	80.9	65.1	1.5	1.8	1.2
619	183	337	74.4	83.2	67.1	74.6	82.2	66.5	1.1	1.3	0.9
520	195	335	75.0	82.5	66.9	74.1	81.3	66.2	1.3	1.5	1.1
519	190	329	76.2	83.3	68.6	75.3	82.1	68.0	1.2	1.4	0.9
509	184	325	77.1	84.2	69.4	76.3	83.0	68.8	1.2	1.4	0.9
535	185	350	76.7	84.4	68.4	75.6	83.1	67.6	1.4	1.6	1.2
531	181	350	77.2	85.0	68.7	76.2	84.0	67.8	1.3	1.2	1.3
<b>481</b>	<b>161</b>	<b>320</b>	<b>78.9</b>	<b>86.3</b>	<b>70.8</b>	<b>78.2</b>	<b>85.8</b>	<b>70.0</b>	<b>0.8</b>	<b>0.6</b>	<b>1.1</b>

## Non-farmFarmHousehold

15,272	5,149	10,122	62.0	73.8	50.6	59.7	71.1	48.7	3.7	3.7	3.7
15,467	5,276	10,191	62.1	73.6	51.1	59.8	70.8	49.2	3.7	3.8	3.7
15,667	5,382	10,285	62.2	73.5	51.4	59.8	70.6	49.5	3.8	3.9	3.8
15,653	5,403	10,250	62.6	73.6	52.0	60.2	70.7	50.1	3.8	3.9	3.7
15,768	5,507	10,261	62.5	73.2	52.1	59.9	70.2	50.1	4.0	4.1	3.9
15,809	5,613	10,196	62.6	72.9	52.7	60.1	70.0	50.7	3.9	4.1	3.8
16,238	5,845	10,393	61.8	72.0	52.0	59.2	69.0	49.8	4.1	4.1	4.2
16,239	5,893	10,346	62.0	71.9	52.5	59.6	69.2	50.4	3.8	3.7	3.9
<b>15,858</b>	<b>5,736</b>	<b>10,122</b>	<b>63.1</b>	<b>72.8</b>	<b>53.8</b>	<b>61.2</b>	<b>70.7</b>	<b>52.0</b>	<b>3.0</b>	<b>2.9</b>	<b>3.2</b>

Source : NSO "Korea Statistical Yearbook", 2022

제Ⅶ-6표  
Table VII-6

기대여명(OECD)  
Life Expectancy at Each Age(OECD)

(단위 : 연)  
Unit : Year

구 분 Division	2010	2011	2012	2013	2014	2015	2016	2017	2018	2019	2020	2021
호 주 Australia	81.8	82.0	82.1	82.2	82.4	82.5	82.5	82.6	82.8	83.0	83.2	83.3
오 스트 리 아 Austria	80.7	81.1	81.0	81.2	81.6	81.3	81.7	81.7	81.8	82.0	81.3	81.3
벨 기 에 Belgium	80.3	80.7	80.5	80.7	81.4	81.1	81.5	81.6	81.7	82.1	81.9	81.9
캐 나 다 Canada	0.0	81.5	-	-	-	-	-	82.0	82.0	82.1	81.7	-
체 코 Czech Republic	79.0	78.0	78.2	78.3	78.9	78.7	79.1	79.1	79.1	79.3	78.3	77.2
덴 마 크 Denmark	79.3	79.9	80.1	80.4	80.8	80.8	80.9	81.2	81.0	81.5	81.6	81.5
핀 란 드 Finland	80.2	80.6	80.7	81.1	81.3	82.4	81.5	81.7	81.8	82.1	82.0	81.9
프 랑 스 France	81.8	82.2	82.1	82.3	82.8	82.4	-	82.6	82.8	82.9	82.3	82.4
독 일 Germany	80.5	80.8	81.0	80.9	81.2	80.7	81.1	81.1	81.0	81.4	81.1	80.8
그 리 스 Greece	80.6	80.8	80.7	81.4	81.5	81.1	81.5	81.4	81.9	81.7	81.4	80.2
헝 가 리 Hungary	74.7	75.0	75.2	75.7	75.9	75.7	76.2	75.9	76.2	76.4	75.7	74.3
아 이 슬 랜 드 Iceland	82.0	82.4	83.0	82.1	82.9	82.5	82.3	82.7	82.9	83.2	83.1	83.2
아 일 랜 드 Ireland	81.0	80.8	81.0	81.1	81.4	81.5	81.8	82.2	82.3	82.8	82.6	82.4
이 탈 리 아 Italy	82.4	82.3	82.3	82.8	83.2	82.6	83.3	83.0	83.4	83.6	82.3	82.7
일 본 Japan	82.9	82.7	83.2	83.4	83.7	83.9	84.1	84.2	-	84.4	84.7	84.5
<b>한 국 Korea</b>	<b>80.6</b>	<b>81.0</b>	<b>81.3</b>	<b>81.8</b>	<b>82.2</b>	<b>82.1</b>	<b>82.4</b>	<b>82.7</b>	<b>82.7</b>	<b>83.3</b>	<b>83.5</b>	<b>83.6</b>
룩 섴 부 르 크 Luxembourg	80.7	81.1	81.5	81.9	82.3	82.4	82.8	82.2	82.4	82.7	82.2	82.7
멕 시 코 Mexico	74.1	74.2	74.4	74.6	74.8	75.0	75.2	75.4	75.0	75.1	75.2	75.4
네 델 란 드 Netherlands	81.0	81.3	81.2	81.4	81.8	81.6	81.6	81.8	81.9	82.2	81.4	81.4
뉴 질 랜 드 New Zealand	81.0	81.2	81.5	81.4	81.6	81.7	81.7	81.9	81.8	82.1	82.3	82.3
노 르 웨 이 Norway	81.2	81.4	81.5	81.8	82.2	82.4	82.5	82.7	82.8	83.0	83.3	83.2
폴 란 드 Poland	76.4	76.9	76.9	77.1	77.7	81.2	78.0	77.9	77.7	78.0	76.5	75.5
포 르 투 갈 Portugal	79.8	80.6	80.5	80.8	81.2	81.2	81.2	81.5	81.4	81.8	81.1	81.5
슬 로 바 키 아 Slovakia	75.5	76.1	76.2	76.5	76.9	76.7	77.3	77.3	77.4	77.8	77.0	74.6
스 페 인 Spain	82.2	82.6	82.5	83.2	83.3	83.0	83.4	83.4	83.5	83.9	82.4	83.3
스 웨 덴 Sweden	81.6	81.9	81.8	82.0	82.3	82.3	82.4	82.5	82.6	83.2	82.4	83.1
스 위 스 Switzerland	82.6	82.8	82.8	82.9	83.3	83.0	83.7	83.6	83.8	84.0	83.1	83.9
터 키 Turkey	74.3	74.6	74.6	78.0	78.0	78.0	78.0	78.1	78.3	78.6	-	-
영 국 United Kingdom	80.7	81.0	81.0	81.1	81.4	81.0	81.2	81.3	81.3	81.3	80.4	-
미 국 United States	78.7	78.7	78.8	78.8	78.8	78.8	78.6	78.6	78.7	78.9	77.0	76.4

자료 : OECD Health Data, 2023

Source : OECD Health Data, 2023

제Ⅶ-7표  
Table VII-7

영아사망률(OECD)  
Neonatal Mortality Rates(OECD)

(단위 : 천명당)  
Unit: Per 1,000 Person

구 분 Division	2010	2011	2012	2013	2014	2015	2016	2017	2018	2019	2020	2021
호 주 Australia	4.1	3.8	3.3	3.6	3.4	3.2	3.1	3.3	3.1	3.3	3.2	3.3
오 스트 리 아 Austria	3.9	3.6	3.2	3.1	3.0	3.1	3.1	2.9	2.7	2.9	3.1	2.7
벨 기 에 Belgium	3.6	3.4	3.8	3.5	3.4	3.3	3.2	3.6	3.8	3.7	3.3	2.9
캐 나 다 Canada	5.0	4.9	4.8	-	-	-	-	4.5	4.7	4.4	4.5	-
체 코 Czech Republic	2.7	2.7	2.6	2.5	2.4	2.5	2.8	2.7	2.6	2.6	2.3	2.2
덴 마 크 Denmark	3.4	3.5	3.4	3.5	4.0	3.7	3.1	3.8	3.7	3.0	3.2	2.4
핀 란 드 Finland	2.3	2.4	2.4	1.8	2.2	1.7	1.9	2.0	2.1	2.1	1.8	1.8
프 랑 스 France	3.6	3.5	3.5	3.6	3.5	3.7	3.7	3.9	3.8	3.8	3.6	3.7
독 일 Germany	3.4	3.6	3.3	3.3	3.2	3.3	3.4	3.3	3.2	3.2	3.1	3.0
그 리 스 Greece	3.8	3.4	2.9	3.7	3.8	4.0	4.2	3.5	3.5	3.7	3.2	3.5
헝 가 리 Hungary	5.3	4.9	4.9	5.0	4.5	4.2	3.9	3.5	3.3	3.6	3.4	3.3
아 이 슬 랜 드 Iceland	2.2	0.9	1.1	1.8	2.1	2.2	0.7	2.7	1.7	1.1	2.9	3.3
아 일 랜 드 Ireland	3.8	3.5	3.5	3.5	3.3	3.4	3.0	3.0	2.9	2.8	3.0	3.2
이 탈 리 아 Italy	3.4	2.9	2.9	2.9	2.8	2.9	2.8	2.7	2.8	2.4	2.4	2.3
일 본 Japan	2.3	2.3	2.2	2.1	2.1	2.1	2.0	-	1.9	1.9	1.8	1.7
<b>한 국 Korea</b>	<b>3.2</b>	<b>3.0</b>	<b>2.9</b>	<b>3.0</b>	<b>3.0</b>	<b>2.7</b>	<b>2.8</b>	<b>2.8</b>	<b>2.8</b>	<b>2.7</b>	<b>2.5</b>	<b>2.4</b>
룩셈부르크 Luxembourg	3.4	4.3	2.5	3.9	2.8	2.8	3.8	3.2	4.3	4.7	4.5	3.1
멕시코 Mexico	14.1	13.7	13.3	13.0	12.5	12.5	12.1	12.1	12.9	13.1	13.8	12.7
네덜란드 Netherlands	3.8	3.6	3.7	3.8	3.6	3.3	3.5	3.6	3.5	3.6	3.8	3.3
뉴질랜드 New Zealand	5.5	5.2	-	-	-	-	-	-	-	-	-	-
노르웨이 Norway	2.8	2.4	2.5	2.4	2.4	2.3	2.2	2.3	2.3	2.0	1.6	1.7
폴란드 Poland	5.0	4.7	4.6	4.6	4.2	4.0	4.0	4.0	3.8	3.8	3.0	3.9
포르투갈 Portugal	2.5	3.1	3.4	2.9	2.9	2.9	3.2	2.7	3.3	2.8	2.4	2.4
슬로바키아 Slovakia	2.5	4.9	5.8	5.5	5.8	5.1	5.4	4.5	5.0	5.1	5.1	4.9
스페인 Spain	3.2	3.2	3.1	2.7	2.9	2.7	2.7	2.7	2.7	2.6	2.6	2.5
스웨덴 Sweden	2.5	2.1	2.6	2.7	2.2	2.5	2.5	2.4	2.0	2.1	2.4	1.8
스위스 Switzerland	3.8	3.8	3.6	3.9	3.9	3.9	3.6	3.5	3.3	3.3	3.6	3.1
터키 Turkey	7.8	7.7	7.4	10.8	11.1	10.7	10.0	9.2	9.2	9.0	8.5	9.1
영국 United Kingdom	4.2	4.3	4.1	3.9	3.9	3.9	3.8	3.9	3.9	3.7	3.6	4.0
미국 United States	6.2	6.1	6.0	6.0	6.0	5.8	-	5.8	-	-	5.4	-

자료 : OECD Health Data, 2023

Source : OECD Health Data, 2023

제Ⅶ-8표  
Table VII-8

총 병상수(OECD)  
Total Hospital Beds(OECD)

(단위 : 인구 천명당)  
Unit : Per 1,000 Population

구 분 Division	2010	2011	2012	2013	2014	2015	2016	2017	2018	2019	2020	2021
호 주 Australia	3.8	3.8	3.8	3.7	3.8	3.8	3.8	-	-	-	-	-
오스트리아 Austria	7.7	7.7	7.7	7.6	7.6	7.5	7.4	7.4	7.3	7.2	7.1	6.9
벨기에 Belgium	6.1	6.1	6.0	5.9	5.9	5.8	5.8	5.7	5.6	5.6	5.5	5.5
캐나다 Canada	2.8	2.8	2.8	2.7	3	3	2.6	2.5	2.6	2.5	2.6	2.6
체코 Czech Republic	7.3	7.1	6.9	6.7	6.7	6.7	6.7	6.6	6.6	6.6	6.5	6.7
덴마크 Denmark	3.5	3.1	-	3.1	2.7	2.5	2.6	2.6	2.6	2.6	2.6	2.5
핀란드 Finland	5.9	5.5	5.3	4.9	4.5	4.4	4.0	3.3	3.6	3.4	2.8	2.8
프랑스 France	6.4	6.4	6.3	6.3	6.2	6.1	6.1	6.0	5.9	5.8	5.7	5.7
독일 Germany	8.3	8.4	8.3	8.3	8.2	8.1	8.1	8.0	8.0	7.9	7.8	7.8
그리스 Greece	4.5	4.5	4.5	4.2	4.2	4.3	4.2	4.2	4.2	4.2	-	4.3
헝가리 Hungary	7.2	7.2	7.0	7.0	7.0	7.0	7.0	7.0	7.0	6.9	6.8	6.8
아이슬란드 Iceland	3.6	3.3	3.3	3.2	3.2	3.1	3.1	3.1	2.9	2.8	2.8	-
아일랜드 Ireland	2.7	2.6	2.5	2.6	2.6	2.9	3.0	3.0	3.0	2.9	2.9	2.9
이탈리아 Italy	3.1	3.1	3.1	3.1	3.1	3.0	3.0	3.0	3.0	3.0	3.2	3.1
일본 Japan	13.5	13.4	13.4	13.3	13.2	13.2	13.1	13.1	13.0	12.8	12.6	12.6
<b>한국 Korea</b>	<b>8.7</b>	<b>9.5</b>	<b>10.3</b>	<b>10.9</b>	<b>11.6</b>	<b>11.6</b>	<b>12.0</b>	<b>12.3</b>	<b>12.4</b>	<b>12.4</b>	<b>12.7</b>	<b>12.8</b>
룩셈부르크 Luxembourg	5.4	5.3	5.2	5.2	5.1	4.9	4.8	4.7	4.5	4.3	4.2	4.1
멕시코 Mexico	1.1	1.0	1.0	1.0	1.0	1.0	1.0	1.0	1.0	1.0	1.0	1.0
네덜란드 Netherlands	4.1	4.0	4	4	4	3	3.4	3.3	3.2	3.1	2.9	3.0
뉴질랜드 New Zealand	2.8	2.8	2.8	2.8	2.8	2.7	2.7	2.7	2.6	2.5	2.5	2.7
노르웨이 Norway	4.3	4.2	4.0	3.9	3.8	3.8	3.7	3.6	3.5	3.5	3.4	3.4
폴란드 Poland	6.6	6.6	6.6	6.6	6.6	6.6	6.6	6.6	6.5	6.2	6.2	6.3
포르투갈 Portugal	3.4	3.4	3.4	3.4	3.3	3.4	3.4	3.4	3.4	3.5	3.5	3.5
슬로바키아 Slovakia	6.5	6.1	5.9	5.8	5.8	5.8	5.8	5.8	5.7	5.8	5.7	5.7
스페인 Spain	3.1	3.1	3.0	3.0	3.0	3.0	3.0	3.0	3.0	3.0	3.0	3.0
스웨덴 Sweden	2.7	2.7	2.7	2.6	2.5	2.4	2.3	2.2	2.1	2.1	2.1	2.0
스위스 Switzerland	5.2	5.1	5.0	4.9	4.7	4.7	4.7	4.7	4.6	4.6	4.5	4.4
터키 Turkey	2.7	2.6	2.7	2.7	2.7	2.7	2.8	2.8	2.9	2.9	3.0	3.0
영국 United Kingdom	2.9	2.9	2.8	2.8	2.7	2.6	2.6	2.5	2.5	2.5	2.4	2.4
미국 United States	3.1	3.0	2.9	3	3	3	3	3	2.8	-	-	2.8

자료 : OECD Health Data, 2023

Source : OECD Health Data, 2023



제Ⅶ-9표  
Table VII-9

환자 1인당 평균재원일수(OECD)  
Average Length of Stay in inpatient care (OECD)


(단위 : 1인당)  
Unit : Per Capita

구 분 Division	2010	2011	2012	2013	2014	2015	2016	2017	2018	2019	2020	2021
호 주 Australia	5.8	5.8	5.7	5.5	5.5	5.5	-	-	-	-	-	-
오 스트 리 아 Austria	7.9	7.8	7.9	8.1	8.2	8.5	8.2	8.3	8.3	8.3	8.5	8.5
벨 기 에 Belgium	6.9	6.8	6.7	6.6	6.5	7.6	7.5	7.3	7.2	7.0	7.2	5.7
캐 나 다 Canada	7.7	7.4	7.6	8.2	8.2	7.4	7.5	7.4	7.5	-	7.7	7.7
체 코 Czech Republic	10.2	9.8	9.5	9.4	9.4	9.3	9.3	9.3	9.4	9.5	10.3	9.5
덴 마 크 Denmark	4.6	5.7	5.7	5.6	5.6	5.5	5.4	-	5.4	5.7	5.4	-
핀 란 드 Finland	11.6	11.2	11.0	10.6	10.5	9.4	8.6	8.2	8.1	7.4	7.7	7.3
프 랑 스 France	5.7	5.6	5.6	5.6	5.6	10.1	-	-	8.8	8.8	9.1	8.8
독 일 Germany	9.5	9.3	9.2	9.1	9.0	9.0	8.9	8.9	-	-	8.7	8.8
그 리 스 Greece	6.6	7.0	-	-	-	-	-	-	-	-	-	-
헝 가 리 Hungary	8.8	9.3	9.6	9.3	9.5	9.5	9.5	9.6	9.6	9.6	10.3	9.7
아 이 슬 랜 드 Iceland	6.1	5.9	5.6	5.6	5.6	6.4	6.2	6.1	5.9	5.8	-	-
아 일 랜 드 Ireland	6.1	5.9	5.6	5.6	5.6	6.3	6.0	6.1	6.1	6.2	6.2	5.8
이 탈 리 아 Italy	7.6	7.7	7.7	7.7	7.8	7.8	7.8	7.8	7.9	8.0	8.3	8.2
일 본 Japan	18.2	17.9	17.5	17.2	16.9	29.1	28.5	28.2	27.8	27.3	28.3	-
<b>한 국 Korea</b>	<b>15.8</b>	<b>16.4</b>	<b>16.1</b>	<b>16.5</b>	<b>16.5</b>	<b>16.1</b>	<b>18.1</b>	<b>18.5</b>	<b>19.1</b>	<b>18.0</b>	<b>19.1</b>	<b>18.5</b>
룩셈부르크 Luxembourg	8.8	8.4	8.4	8.7	8.7	9.1	9.1	8.9	9.3	9.3	9.7	-
멕시코 Mexico	3.9	3.9	3.9	4.0	3.6	6.2	3.8	3.7	3.8	4.4	4.7	5.0
네덜란드 Netherlands	5.6	5.3	5.2	-	-	6.2	5.0	5.0	5.1	-	5.2	4.5
뉴질랜드 New Zealand	8.8	8.7	8.2	7.6	-	-	-	-	-	-	-	-
노르웨이 Norway	4.5	-	5.7	5.6	5.6	6.7	6.9	6.5	6.5	6.4	6.3	5.2
폴란드 Poland	7.6	7.4	7.1	7.0	6.9	7.3	7.1	7.0	7.1	7.1	7.2	7.3
포르투갈 Portugal	7.3	7	7.4	7.5	7.5	8.8	9.0	9.1	9.1	9.4	9.8	8.1
슬로바키아 Slovakia	7.5	7.3	7.4	6.8	6.9	7.2	7.4	7.3	7.2	7.2	7.3	7.4
스페인 Spain	6.8	6.7	6.7	6.6	6.6	7.3	7.3	7.3	7.3	7.2	7.7	8.3
스웨덴 Sweden	6.0	-	-	5.8	5.8	5.9	5.8	5.7	5.7	5.6	5.4	5.5
스위스 Switzerland	9.0	8.8	8.6	-	8.5	8.4	8.3	8.1	8.2	8.2	8.2	8.1
터키 Turkey	4.1	3.9	4.0	3.9	4.0	3.9	4.0	4.1	4.2	4.2	4.5	-
영국 United Kingdom	7.4	7.0	7.0	7.0	6.9	7.0	7.1	6.9	6.8	6.9	-	6.9
미국 United States	4.8	-	-	-	-	-	-	-	-	-	-	-

자료 : OECD Health Data, 2023

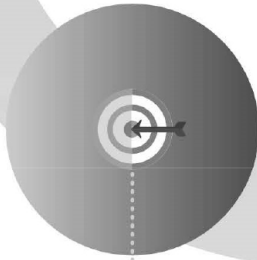
Source : OECD Health Data, 2023





# 건강보험통계연보 해설서

Guide for National Health Insurance  
Statistical Yearbook





제 I 편

# 건강보험일반현황

General Statistics in Health Insurance



통계표 명	제 I-1표 연도별 보험자수 현황
개 요	○ 건강보험 제도운영과 보건의료제도에 대한 참고자료로 활용할 수 있음
작성기준	○ 대상: 국민건강보험공단의 조직체계 ○ 연도말 기준
용어정의	○ 국민건강보험공단: 국민의 질병·부상에 대한 예방·진단·치료·재활·출산·사망 및 건강 증진에 대하여 보험 서비스를 제공함으로써 사회보장을 증진시키기 위해 설립된 특수 공법인 ○ 직장: 근로자, 사용자, 공무원, 교직원, 임의계속가입자, 건설일용직에 해당하는 사람 ○ 공·교: 공무원 및 사립학교 교직원의 약칭 ○ 지역: 국내에 거주하는 국민(단, 직장가입자 및 그 피부양자, 유공자 등의 의료급여대상자는 제외), 농어업인, 자영업자 등(세대주, 가입자)
관련부서	국민건강보험공단 빅데이터전략본부 통계관리부(☎033-736-2469)

통계표 명	제 I-3표 시도별 연령별 성별 적용인구 현황 (의료보장 / 건강보험 / 직장 / 지역 / 의료급여)
개 요	<ul style="list-style-type: none"> <li>○ 연령별 성별 적용인구 수록 <ul style="list-style-type: none"> <li>- 건강보험(직장/지역) 및 의료급여 가입자의 자격을 유지하고 있는 가입자(세대수) 및 피부양자 현황을 수록</li> <li>- 가입자 현황을 수록하여 세부적으로 파악할 수 있도록 함</li> </ul> </li> </ul>
작성기준	<ul style="list-style-type: none"> <li>○ 연도말 자격 유지자 기준으로 작성</li> <li>○ 연령 기준: 연도말 기준으로 계산</li> </ul>
용어정의	<ul style="list-style-type: none"> <li>○ 의료보장: 건강보험가입자수 + 의료급여대상자수(1종, 2종)</li> <li>○ 시도별(16개): 가입자의 주민등록 실거주지 기준</li> </ul>
관련부서	<p>국민건강보험공단 빅데이터전략본부 통계관리부(☎033-736-2469)</p> <p>국민건강보험공단 의료비지원실 의료복지부(☎033-736-4727)</p>



통계표 명	제 I-4표 월별 적용인구 현황
개 요	<ul style="list-style-type: none"> <li>○ 월별 가입자(세대수) 및 피부양자 적용인구 수록               <ul style="list-style-type: none"> <li>- 건강보험 가입자의 자격을 유지하고 있는 가입자(세대수) 및 피부양자를 월별 현황을 수록</li> <li>- 가입자 현황을 수록하여 세부적으로 파악할 수 있도록 함</li> </ul> </li> </ul>
작성기준	<ul style="list-style-type: none"> <li>○ 대상: 건강보험 적용되는 내국인 및 외국인</li> <li>○ 연도말 기준이며, 자격 유지자 기준</li> </ul>
용어정의	<ul style="list-style-type: none"> <li>○ 평균: 월별 가입자(피부양자) / 12개월</li> <li>○ 직장: 근로자 및 사용자, 공무원·군인·사립학교 교직원</li> <li>○ 지역: 가입자중 직장가입자와 그 피부양자를 제외한 자</li> <li>○ 피부양자: 직장가입자에 의하여 주로 생계를 유지하는 보수 또는 소득이 없는 자로 보험료를 부담하지 않는 자</li> <li>○ 세대주(지역): 세대별 주민등록표에 나타나는 구성원을 대표하는 자 (세대주+비가입세대주)</li> </ul>
관련부서	국민건강보험공단 빅데이터전략본부 통계관리부(☎033-736-2469)

통계표 명	제 I -5표 시군구별 적용인구 현황
개 요	<ul style="list-style-type: none"> <li>○ 시군구별 적용인구 현황               <ul style="list-style-type: none"> <li>- 건강보험 및 의료급여 가입자의 자격을 유지하고 있는 가입자(세대수) 및 피부양자를 연도말 현황을 수록</li> <li>- 시군구별 적용인원을 수록하여 세부적으로 파악할 수 있도록 함</li> </ul> </li> </ul>
작성기준	<ul style="list-style-type: none"> <li>○ 대상: 건강보험 적용되는 내국인 및 외국인</li> <li>○ 연도말 기준이며, 자격 유지자 기준</li> <li>○ 사업장수는 사업장 소재지 기준</li> </ul>
용어정의	<ul style="list-style-type: none"> <li>○ 건강보험: 직장(공교포함) + 지역</li> <li>○ 직장: 근로자 및 사용자, 공무원·군인·사립학교 교직원</li> <li>○ 지역: 가입자중 직장가입자와 그 피부양자를 제외한 자</li> <li>○ 피부양자: 직장가입자에 의하여 주로 생계를 유지하는 보수 또는 소득이 없는 자로 보험료를 부담하지 않는 자</li> <li>○ 세대주(지역): 세대별 주민등록표에 나타나는 구성원을 대표하는 자 (세대주+비가입세대주)</li> <li>○ 사업장: 직장가입자의 적용대상이 되는 근로자가 사업주에게 고용되어 근로를 제공하는 장소적 개념의 ‘사업소 또는 사무소’</li> </ul>
관련부서	1. 국민건강보험공단 빅데이터전략본부 통계관리부(☎033-736-2469)

통계표 명	제 I -6표 가입자 및 피부양자 사업장 월별 변동현황(직장)
개 요	<ul style="list-style-type: none"> <li>○ 연도말 직장 가입자의 자격취득자 또는 상실자 현황을 수록</li> <li>○ 연도말 직장 가입자의 자격 변동현황을 수록하여 세부적으로 파악할 수 있도록 함</li> </ul>
작성기준	<ul style="list-style-type: none"> <li>○ 대상: 매월 자격상실자 또는 취득자 기준 직장 적용현황</li> <li>○ 매월말 기준이며, 자격 취득 또는 상실 기준</li> </ul>
용어정의	<ul style="list-style-type: none"> <li>○ 직장취득: 직장가입자 + 직장피부양자의 취득</li> <li>○ 직장상실: 직장가입자 + 직장피부양자의 상실</li> <li>○ 사업장가입 개소: 건강보험 가입 사업장수</li> <li>○ 사업장탈퇴 개소: 건강보험 탈퇴 사업장수</li> <li>○ 자격변동: 직장취득, 직장상실</li> <li>○ 월별: 월중 처리한 대상자</li> </ul>
관련부서	국민건강보험공단 빅빅데이터전략본부 통계관리부(☎033-736-2469)

통계표 명	제 I-6-1표 시도별 월별 세대수 및 가입자 변동현황(지역)
개 요	<ul style="list-style-type: none"> <li>○ 연도말 지역가입자의 자격 취득자 또는 상실자 현황을 수록</li> <li>○ 연도말 지역가입자의 자격 변동현황을 수록하여 세부적으로 파악할 수 있도록 함</li> </ul>
작성기준	<ul style="list-style-type: none"> <li>○ 대상: 지역가입자 중 매월 자격상실자 또는 취득자 기준</li> <li>○ 매월말 자격취득 또는 상실 기준</li> </ul>
용어정의	<ul style="list-style-type: none"> <li>○ 지역취득: 직장가입자 상실, 피부양자 상실</li> <li>○ 지역상실: 직장가입자 취득, 피부양자 취득</li> <li>○ 자격변동: 지역취득 및 지역상실</li> <li>○ 지역취득 기타: 출생, 주민등록재등록, 국적취득, 영주귀국신규등록 등</li> <li>○ 지역상실 기타: 사망, 실종, 국적상실, 거주불명등록, 해외이주말소 등</li> <li>○ 월별: 월중 처리한 대상자</li> </ul>
관련부서	국민건강보험공단 빅데이터전략본부 통계관리부(☎033-736-2469)

통계표 명	제 I -7표 사업장 규모별 적용인구 현황
개 요	○ 연도말 직장가입자의 사업장규모 현황을 수록하여 세부적으로 파악할 수 있도록 함
작성기준	○ 대상: 연도말 자격유지자의 직장대상
용어정의	<p>○ 사업장: 직장가입자의 적용대상이 되는 근로자가 사업주에게 고용되어 근로를 제공하는 장소적 개념의 '사업소 또는 사무소'</p> <p>○ 직장가입자: 근로자 및 사용자, 공무원·군인·사립학교 교직원, 피부양자</p> <p>○ 지역가입자: 가입자중 직장가입자와 그 피부양자를 제외한 자</p> <p>○ 피부양자: 직장가입자에 의하여 주로 생계를 유지하는 보수 또는 소득이 없는 자로 보험료를 부담하지 않는 자</p> <p>○ 공·교: 공무원 및 사립학교 교직원</p>
관련부서	국민건강보험공단 빅데이터전략본부 통계관리부(☎033-736-2469)

통계표 명	제 I-8표 시도별 외국인 및 재외국민 적용인구 현황
개 요	<ul style="list-style-type: none"> <li>○ 외국인 재외국민 가입자현황을 연도말 현황을 수록</li> <li>○ 외국인, 재외국민 가입자를 직장가입자, 피부양자, 지역가입자로 구분하여 세부적으로 파악할 수 있도록함</li> </ul>
작성기준	○ 대상: 연도말 자격유지 외국인
용어정의	<ul style="list-style-type: none"> <li>○ 직장: 근로자 및 사용자, 공무원·군인·사립학교 교직원, 피부양자</li> <li>○ 지역: 가입자중 직장가입자와 그 피부양자를 제외한 자</li> <li>○ 피부양자: 직장가입자에 의하여 주로 생계를 유지하는 보수 또는 소득이 없는 자로 보험료를 부담하지 않는 자</li> <li>○ 세대주(지역): 세대별 주민등록표에 나타나는 구성원을 대표하는 자</li> <li>○ 외국인: 출입국관리법에 의하여 외국인등록을 한 자 또는 재외동포의 출입국과법적지위에관한 법률에 의하여 국내거소 신고를 한 외국국적동포</li> <li>○ 재외국민: 재외동포의출입국과법적지위에 관한법률에 따른 자 중 국내에 거주하는 자로서 국내거소신고를 한 자</li> </ul>
관련부서	국민건강보험공단 빅데이터전략본부 통계관리부(☎033-736-2469)

통계표 명	제 I -9표 지역별 종별 요양기관 현황
개 요	○ 2022년 건강보험요양기관 현황 신고(연도말 기준)
작성기준	○ 대상 : 개설 요양기관 전체 ○ 범위 및 지역 : 전국
용어정의	○ 요양기관 - 국민건강보험법 제42조에 의거, 다음 각 호의 해당 기관 1. 「의료법」에 따라 개설된 의료기관 2. 「약사법」에 따라 등록된 약국 3. 「약사법」 제91조에 따라 설립된 한국희귀의약품센터 4. 「지역보건법」에 따른 보건소·보건의료원 및 보건지소 5. 「농어촌 등 보건의료를 위한 특별조치법」에 따라 설치된 보건진료소
관련부서	건강보험심사평가원 자원평가실(☎ 033-739-4806, 4807)

통계표 명	제 I-10표 종별 설립구분별 요양기관 현황
개 요	○ 2022년 건강보험요양기관 현황 신고(연도말 기준)
작성기준	○ 대상 : 개설 요양기관 전체 ○ 범위 및 지역 : 전국
용어정의	○ 설립구분 : 국민건강보험법 시행규칙 별지 제14호 서식에 따라 요양기관이 신고한 설립형태 - 국립, 공립, 학교법인, 특수법인, 종교법인, 사회복지법인, 사단법인, 재단법인, 회사법인, 의료법인, 소비자생활협동조합, 사회적협동조합, 개인, 군병원, 기타
관련부서	건강보험심사평가원 자원평가실(☎ 033-739-4806, 4807)



<b>통계표 명</b>	<b>제 I-11표 지역별 설립구분별 요양기관 현황</b>
<b>개 요</b>	○ 2022년 건강보험요양기관 현황 신고(연도말 기준)
<b>작성기준</b>	○ 대상 : 개설 요양기관 전체 ○ 범위 및 지역 : 전국
<b>용어정의</b>	○ 설립구분 : 국민건강보험법 시행규칙 별지 제14호 서식에 따라 요양기관이 신고한 설립형태 - 국립, 공립, 학교법인, 특수법인, 종교법인, 사회복지법인, 사단법인, 재단법인, 회사법인, 의료법인, 소비자생활협동조합, 사회적협동조합, 개인, 군병원, 기타
<b>관련부서</b>	건강보험심사평가원 자원평가실(☎ 033-739-4806, 4807)

통계표 명	제 I-12표 지역별 표시과목별 의원 현황
개 요	○ 2022년 건강보험요양기관 현황 신고(연도말 기준)
작성기준	○ 대상 : 요양기관 종별이 의원인 개설 요양기관 ○ 범위 및 지역 : 전국
용어정의	○ 표시과목 : 기관명칭에 표시한 개설자의 전문과목 - 전문과목미표시 전문의 : 기관명칭에 전문과목을 표시하지 않은 전문의 개설 의원 - 일반의 : 일반의(비전문의) 개설의원과 법인 개설 등 의원의 합 ※ 전문의의 수련 및 자격 인정 등에 관한 규정 일부개정령안 및 시행규칙 (2022.11.22.시행)에 따라 전문의의 전문과목 중 '흉부외과'를 '심장혈관흉부 외과'로 명칭 변경 반영
관련부서	건강보험심사평가원 자원평가실(☎ 033-739-4806, 4807)

통계표 명	제 I-13표 요양기관 종별 인력현황 I(의사, 약사 등) (계/ 남자/ 여자)
개 요	○ 2022년 건강보험요양기관 현황 신고(연도말 기준)
작성기준	○ 대상 : 개설 요양기관 전체 ○ 범위 및 지역 : 전국 ○ 산정기준 - 의사, 치과의사, 한의사, 약사(한약사), 조산사, 물리치료사의 경우 전속 기준 ※ 약사(한약사)는 '주 16시간 이상' 포함 - 사회복지사, 작업치료사의 경우 상근 기준
용어정의	○ 인력종별 : 국민건강보험법 시행규칙 별지 제14호 서식에 따라 요양기관이 신고한 인력현황 - 의사, 치과의사, 한의사, 약사(한약사), 조산사, 물리치료사, 사회복지사, 작업치료사
관련부서	건강보험심사평가원 자원평가실(☎ 033-739-4806, 4807)

통계표 명	제 I -14표 요양기관 종별 인력현황Ⅱ(간호사 및 기타인원)
개 요	○ 2022년 건강보험요양기관 현황 신고(연도말 기준)
작성기준	○ 대상 : 개설 요양기관 전체 ○ 범위 및 지역 : 전국 ○ 산정기준: 요양기관이 신고한 인력종별 총 인원수 현황 기준
용어정의	○ 인력종별 : 국민건강보험법 시행규칙 별지 제14호 서식에 따라 요양기관이 신고한 인원현황 - 간호사, 간호조무사, 임상병리사, 방사선사, 치과기공사, 치과위생사, 보건의료정보관리사, 동위원소취급자(일반, 특수), 방사선취급감독자, 영양사, 조리사, 조혈모세포냉동담당자, 안경사, 기타종사자, 정신건강전문요원
관련부서	건강보험심사평가원 자원평가실(☎ 033-739-4806, 4807)

통계표 명	제 I -15표 요양기관 지역별 인력현황 I (의사, 약사 등) (계/ 남자/ 여자)
개 요	○ 2022년 건강보험요양기관 현황 신고(연도말 기준)
작성기준	○ 대상 : 개설 요양기관 전체 ○ 범위 및 지역 : 전국 ○ 산정기준 - 의사, 치과의사, 한의사, 약사(한약사), 조산사, 물리치료사의 경우 전속 기준 ※ 약사(한약사)는 '주 16시간 이상' 포함 - 사회복지사, 작업치료사의 경우 상근 기준
용어정의	○ 인력종별 : 국민건강보험법 시행규칙 별지 제14호 서식에 따라 요양기관이 신고한 인력현황 - 의사, 치과의사, 한의사, 약사(한약사), 조산사, 물리치료사, 사회복지사, 작업치료사
관련부서	건강보험심사평가원 자원평가실(☎ 033-739-4806, 4807)

<b>통계표 명</b>	<b>제 I -16표 요양기관 지역별 인력현황II(간호사 및 기타인원)</b>
<b>개 요</b>	○ 2022년 건강보험요양기관 현황 신고(연도말 기준)
<b>작성기준</b>	○ 대상 : 개설 요양기관 전체 ○ 범위 및 지역 : 전국 ○ 산정기준: 요양기관이 신고한 인력종별 총 인원수 현황 기준
<b>용어정의</b>	○ 인력종별 : 국민건강보험법 시행규칙 별지 제14호 서식에 따라 요양기관이 신고한 인원현황 - 간호사, 간호조무사, 임상병리사, 방사선사, 치과기공사, 치과위생사, 보건의료정보관리사, 동위원소취급자(일반, 특수), 방사선취급감독자, 영양사, 조리사, 조혈모세포냉동담당자, 안경사, 기타종사자, 정신보건전문원
<b>관련부서</b>	건강보험심사평가원 자원평가실(☎ 033-739-4806, 4807)

통계표 명	제 I -17표 요양기관 종별 전문과목별 전문의 현황(계/ 남자/ 여자)
개 요	○ 2022년 건강보험요양기관 현황 신고(연도말 기준)
작성기준	○ 대상 : 의과 26개 진료과목 전문의(전속 기준) ○ 범위 및 지역 : 전국
용어정의	○ 전문과목 구분 - 전문의의 수련 및 자격 인정 등에 관한 규정 제3조(전문의의 전문과목)에 따른 전문과목 분류 ※ 전문의의 수련 및 자격 인정 등에 관한 규정 일부개정령안 및 시행규칙 (2022.11.22.시행)에 따라 전문의의 전문과목 중 ‘흉부외과’를 ‘심장혈관흉부 외과’로 명칭 변경 반영
관련부서	건강보험심사평가원 자원평가실(☎ 033-739-4806, 4807)

통계표 명	제 I -18표 요양기관 지역별 전문과목별 전문의 현황 (계/ 남자/ 여자)
개 요	○ 2022년 건강보험요양기관 현황 신고(연도말 기준)
작성기준	○ 대상 : 의과 26개 진료과목 전문의(전속 기준) ○ 범위 및 지역 : 전국
용어정의	○ 전문과목 구분 - 전문의의 수련 및 자격 인정 등에 관한 규정 제3조(전문의의 전문과목)에 따른 전문과목 분류 ※ 전문의의 수련 및 자격 인정 등에 관한 규정 일부개정령안 및 시행규칙 (2022.11.22.시행)에 따라 전문의의 전문과목 중 '흉부외과'를 '심장혈관흉부 외과'로 명칭 변경 반영
관련부서	건강보험심사평가원 자원평가실(☎ 033-739-4806, 4807)



통계표 명	제 I -19표 요양기관 종별 입원실 현황
개 요	○ 2022년 건강보험요양기관 현황 신고(연도말 기준)
작성기준	○ 대상 : 개설 요양기관 전체 ○ 범위 및 지역 : 전국
용어정의	○ 입원실 1. 질병 등 입원치료 목적의 병상이면서, 입원 치료가 필요하거나 수술 또는 치료 후 지속적인 관찰 등이 필요하다고 판단한 담당 의사의 입원지시에 의해 환자에게 제공되는 시설 2. 응급의료에 관한 법률 제33조에 따른 응급환자를 위한 예비병상(응급환자 진료 구역외에 별도 설치)으로서, 건강보험에서 입원료(의학관리료, 간호관리료, 병원관리료)를 지급하는 시설로 제한
관련부서	건강보험심사평가원 자원평가실(☎ 033-739-4806, 4807)

통계표 명	제 I -20표 요양기관 지역별 입원실 현황
개 요	○ 2022년 건강보험요양기관 현황 신고(연도말 기준)
작성기준	○ 대상 : 개설 요양기관 전체 ○ 범위 및 지역 : 전국
용어정의	<p>○ 입원실</p> <ol style="list-style-type: none"> <li>1. 질병 등 입원치료 목적의 병상이면서, 입원 치료가 필요하거나 수술 또는 치료 후 지속적인 관찰 등이 필요하다고 판단한 담당 의사의 입원지시에 의해 환자에게 제공되는 시설</li> <li>2. 응급의료에 관한 법률 제33조에 따른 응급환자를 위한 예비병상(응급환자 진료 구역외에 별도 설치)으로서, 건강보험에서 입원료(의학관리료, 간호관리료, 병원관리료)를 지급하는 시설로 제한</li> </ol>
관련부서	건강보험심사평가원 자원평가실(☎ 033-739-4806, 4807)

통계표 명	제 I -21표 요양기관 종별 특수진료실 현황
개 요	○ 2022년 건강보험요양기관 현황 신고(연도말 기준)
작성기준	○ 대상 : 개설 요양기관 전체 ○ 범위 및 지역 : 전국
용어정의	○ 특수진료실: 국민건강보험법 시행규칙 별지 제14호 서식에 따라 요양기관이 신고한 특수진료실 등 현황 - 분만실, 신생아실, 수술실, 회복실, 응급실, 인공신장실, 물리치료실, 강내치료실, 방사선옥소, 낮병동, 조혈모세포치치실, 혈액은행, 임상검사실, 모자동실, 조제실, 탕전실
관련부서	건강보험심사평가원 자원평가실(☎ 033-739-4806, 4807)

통계표 명	제 I -22표 요양기관 지역별 특수진료실 현황
개 요	○ 2022년 건강보험요양기관 현황 신고(연도말 기준)
작성기준	○ 대상 : 개설 요양기관 전체 ○ 범위 및 지역 : 전국
용어정의	○ 특수진료실: 국민건강보험법 시행규칙 별지 제 14호 서식에 따라 요양기관이 신고한 특수진료실 등 현황 - 분만실, 신생아실, 수술실, 회복실, 응급실, 인공신장실, 물리치료실, 강내치료실, 방사선옥소, 낮병동, 조혈모세포치치실, 혈액은행, 임상검사실, 모자동실, 조제실, 탕전실
관련부서	건강보험심사평가원 자원평가실(☎ 033-739-4806, 4807)

통계표 명	제 I -23표 요양기관 지역별 진단방사선·특수의료장비 현황
개 요	○ 2022년 건강보험요양기관 현황 신고(연도말 기준)
작성기준	○ 대상 : 개설 요양기관 전체 ○ 범위 및 지역 : 전국
용어정의	<p>○ 진단방사선 발생장치</p> <p>- 진단용 엑스선 장치, 진단용 엑스선 발생기, 치과진단용 엑스선 발생장치, 전산화 단층 촬영장치, 유방촬영용 장치 등 방사선을 발생시켜 질병의 진단에 사용하는 기기로 관할 시장·군수·구청장에게 신고 후 사용하여야 함(의료법 제37조)</p> <p>○ 특수의료장비</p> <p>- 보건의료 시책 상 적절한 설치와 활용이 필요하여 보건복지부장관이 정하여 고시하는 장비로 관할 시장·군수·구청장에게 등록 후 사용하여야 함(의료법 제38조)</p>
관련부서	건강보험심사평가원 자원평가실(☎ 033-739-4806, 4807)

통계표 명	제 I -24표 요양기관 종별 의료장비 현황
개 요	○ 2022년 건강보험요양기관 현황 신고(연도말 기준)
작성기준	○ 대상 : 개설 요양기관 전체 ○ 범위 및 지역 : 전국
용어정의	○ 의료장비 보건복지부 고시 「의료장비현황 신고대상 및 식별부호화에 관한 기준」 대상 의료장비 현황임
관련부서	건강보험심사평가원 자원평가실(☎ 033-739-4806, 4807)

제II편

# 건강보험 재정현황

Financial Indicators in Health Insurance





통계표 명	제Ⅱ-1표 연도별 건강보험 재정현황
개 요	○ 건강보험사업 회계연도별 수입과 지출 항목별 총액
작성기준	○ 대상: 매 회계연도 결산보고서상 항목별 수입·지출 총액(보건복지부장관 승인후)
용어정의	<p>○ 결산보고서: 공단 회계규정 및 국제회계기준에 근거한 발생주의원칙에 따라 작성된 보고서(이사회 의결 → 보건복지부장관 승인후)</p> <p>○ 보험재정국고지원금:</p> <ul style="list-style-type: none"> <li>- 2007년부터 국민건강보험법 제108조 제1항 규정에 따른 정부지원금으로 포괄손익계산서상 국고지원금</li> </ul> <p>○ 관리재정국고지원금:</p> <ul style="list-style-type: none"> <li>- 2007년부터 폐지하고 보험재정으로 통합</li> </ul> <p>○ 담배부담금: 2002년부터 국민건강보험법 제108조 제2항 규정에 따른 정부지원금(건강증진기금)으로 포괄손익계산서상 국민건강증진기금</p> <p>○ 기타수익: 포괄손익계산서상 보험료·국고지원금·국민건강증진기금을 제외한 수입액</p> <p>○ 관리운영비: 포괄손익계산서상 인건비와 경상경비 합계액</p> <p>○ 기타비용: 포괄손익계산서상 보험급여비와 관리운영비를 제외한 금액</p> <p>○ 타기관부담금: 포괄손익계산서상 심사평가원부담금</p> <p>○ 당기차액: 포괄손익계산서상 당기순이익 또는 당기순손실</p> <p>○ 이월금: 재무상태표상 미처분이익잉여금</p> <p>○ 누적법정준비금: 재무상태표상 법정적립금</p>
관련부서	국민건강보험공단 재정관리실(☎ 033-736-1350)

통계표 명	제Ⅱ-2표 월별 시도별 보험료 현황(총계)
개 요	<ul style="list-style-type: none"> <li>○ 건강보험 가입자의 월별 보험료 부과현황을 직장과 지역을 구분하여 시도별로 수록</li> <li>- 건강보험 연간 총 보험료를 직장과 지역으로 구분하고 직장은 근로자와 공교로 세분화하여 각 시도별로 구분 수록하여, 월별로 총보험료 현황을 세부적으로 파악할 수 있도록 함</li> </ul>
작성기준	<ul style="list-style-type: none"> <li>○ 대상: 직장은 각 사업장별 부과된 월보험료를, 지역은 각 세대별로 부과된 월보험료를 1년간 집계</li> </ul>
용어정의	<ul style="list-style-type: none"> <li>○ 보험료: 건강보험에 가입한 사람이 보험자에게 내는 일정한 금액</li> <li>○ 산정보험료 <ul style="list-style-type: none"> <li>- 직장보수월액보험료: 가입자의 보수월액에 보험료율을 곱하여 얻은 금액</li> <li>- 지역보험료: 지역가입자가 보유한 소득재산 등에 따라 산정한 보험료부과 점수에 보험료 부과점수당 금액을 곱하여 얻은 최초 보험료</li> </ul> </li> <li>○ 부과보험료: <ul style="list-style-type: none"> <li>- 직장보수월액보험료: 가입자의 보수월액에 보험료율을 곱하여 얻은 금액에서 경감보험료와 정산보험료를 반영하여 부과하는 보험료</li> <li>- 임의계속보험료: 산정보험료에서 경감 및 면제보험료를 제외한 보험료</li> <li>- 소득월액보험료: 산정보험료에서 경감 및 면제보험료를 제외한 보험료</li> <li>- 지역보험료: 산정보험료에서 경감 및 면제보험료를 제외한 보험료</li> </ul> </li> </ul> <p style="margin-left: 40px;">※ 2013년부터 주민등록주소지 기준으로 발취</p>
관련부서	국민건강보험공단 자격부과실(☎ 033-736-2551~2)

통계표 명	제Ⅱ-3표 보수월액 구간별 및 보험료 부담현황(직장)
개 요	○ 직장 보수월액구간별(근로자/공·교) 연도말 현황을 수록하여 구성비율을 파악하고자 함
작성기준	○ 대상: 직장은 각 사업장별 산정된 월보험료를 1년간 집계 ○ 연도말 산정보험료 기준(12월분 정기보험료 산정기준)
용어정의	○ 직장보수월액보험료: 직장가입자에게 부과되는 보수월액보험료 ○ 보수월액: 건강보험법령에 따라 신고 된 보수월액 또는 전년도 보수총액을 해당 월수로 나눈 금액 ○ 산정보험료: 국민건강보험법령에 따라 당해 가입자의 보수월액에 보험료율을 곱하여 얻은 금액 ※ 특수사업장: 특수사업을 수행하는 군인 등 일부 사업장
관련부서	국민건강보험공단 자격부과실(☎ 033-736-2551~2)

통계표 명	제Ⅱ-4표 사업장규모별 보험료 현황(직장)
개 요	○ 사업장규모별료(근로자/공·교) 연도말 현황을 수록하여 구성비율을 파악하고자 함
작성기준	○ 대상: 보험료를 납부하는 사업장의 규모 ○ 범위 및 지역: 전국
용어정의	○ 부과사업장: 가입자 규모별 사업장 수 ○ 부과건수: 가입자 규모별 사업장의 부과건수(가입자수)의 합 ○ 직장보수월액보험료: 직장가입자에게 부과되는 보수월액보험료 ○ 산정보험료: 가입자의 보수월액에 보험료율을 곱하여 얻은 금액 ※ 특수사업장: 특수사업을 수행하는 군인 등 일부 사업장
관련부서	국민건강보험공단 빅데이터전략본부 통계관리부(☎ 033-736-2469)

통계표 명	제Ⅱ-5표 업종별 보험료 현황(직장)
개 요	○ 업종별 연도말 보험료 부과 현황을 수록하여 구성비율을 파악하고자 함
작성기준	○ 대상: 직장보수월액보험료가 부과되는 사업장을 업종별로 구분 ○ 연도말 산정보험료 기준
용어정의	○ 부과사업장: 가입자 규모별 사업장 수 ○ 부과건수: 가입자 규모별 사업장의 부과건수(가입자수)의 합 ○ 직장보수월액보험료: 직장이입자에게 부과되는 보수월액보험료 ○ 산정보험료: 가입자의 보수월액에 보험료율을 곱하여 얻은 금액 ※ 특수사업장: 특수사업을 수행하는 군인 등 사업장
관련부서	국민건강보험공단 빅데이터전략본부 통계관리부(☎ 033-736-2469)

통계표 명	제Ⅱ-6표 산정보험료 점수구간별 현황(지역)
개 요	○ 세대수와 점수별로 수록하여 점수구간별에 대한 보험료의 규모를 파악하고자함
작성기준	○ 대상: 연도말 기준 ○ 연도말 산정보험료 기준(12월분 정기보험료 산정기준)
용어정의	<ul style="list-style-type: none"> <li>○ 지역가입자: 가입자중 직장가입자와 그 피부양자를 제외한 자</li> <li>○ 보험료: 건강보험사업에 드는 비용에 충당하기 위하여 납부의무자에게 부과하는 금액</li> <li>○ 부과점수: 지역가입자가 보유한 소득재산 등에 따라 등급별로 합산한 점수 ※ 부과점수당 금액(2022년 기준): 205.3원</li> <li>○ 소득등급별점수: 보험료 산정 시 연간소득 기준금액 초과 세대에 부과하는 점수 <ul style="list-style-type: none"> <li>- 75등급(500만원부터) → ‘18.7월이후 97등급(100만원부터) → ‘22.9월 이후 소득금액 336만원 초과 6억 2,722만원 이하는 95.334 + 6억 2,722만원 초과인 경우 17,796.15(2022년 기준)</li> <li>- 연금,근로소득 평가율: 20% → ‘18.7월 이후 30% → ‘22.9월 이후 50%</li> <li>- 연간소득 336만 원 이하 세대는 세대당 최저보험료 19,500원 부과(‘22.9월~)</li> </ul> </li> <li>○ 과표재산등급별점수: 과표는 과세표준의 약칭으로서 재산금액에 부과하는 점수 <ul style="list-style-type: none"> <li>- 50등급(100만원부터) → ‘18.7월이후 60등급(1만원부터)</li> <li>※ 재산과표 기본공제 5천만원 반영 후, 등급별 점수 산정(‘22.9월~)</li> </ul> </li> <li>○ 자동차등급별점수: 자동차세액에 사용연수에 따른 감액률을 반영하여 차종별 배기량 또는 적재량에 따라 부과하는 점수 <ul style="list-style-type: none"> <li>- 7등급(35구간) → ‘18.7월이후 11등급(33구간) → ‘22.9월이후 7등급(21구간)</li> </ul> </li> <li>○ 생활수준 및 경제활동 등급별점수 <ul style="list-style-type: none"> <li>- 연간소득 500만원이하 세대의 보험료 산정 시 지역가입자의 성·연령·재산 및 장애정도 등을 참작하여 부과하는 점수 → ‘18.7월이후 “폐지“</li> </ul> </li> </ul>
관련부서	국민건강보험공단 자격부과실(☎ 033-736-2551~2)

통계표 명	제Ⅱ-7표 보험료분위별 보험료 현황
개 요	○ 보험료 분위별 현황을 수록하여, 지역별에 대한 소득규모 파악하고자 함
작성기준	○ 대상 - 직장: 각 사업장별 산정된 연도말 12월 보험료 - 지역: 각 세대별로 부과된 연도말 12월 보험료
용어정의	<p>○ 근로자: 근로의 대가로서 보수를 받아 생활하는 자(법인의 이사 기타 임원을 포함)로서 공무원과 교직원을 제외한 자</p> <p>○ 공·교: 공무원 및 사립학교교직원의 약칭</p> <p>○ 지역: 가입자중 직장가입자와 그 피부양자를 제외한 자</p> <p>○ 직장보험료: 직장가입자에게 부과되는 보험료</p> <p>○ 산정보험료 - 직장보수월액보험료: 가입자의 보수월액에 보험료율을 곱하여 얻은 금액 - 지역보험료: 지역가입자가 보유한 소득재산 등에 따라 산정한 보험료부과 점수에 보험료부과점수당 금액을 곱하여 얻은 최초 보험료</p> <p>○ 부과보험료: - 직장보수월액보험료는 가입자의 보수월액에 보험료율을 곱하여 얻은 금액에서 경감보험료와 정산보험료를 반영하여 실제로 부과하는 보험료 - 지역보험료는 산정보험료에서 경감 및 면제보험료를 제외한 보험료</p> <p>※ 지역보험료는 부과체계개편 2단계로 인한 한시적 경감의 영향이 있음</p> <p>○ 보험료분위: 전체 대상자(세대)를 20분위 균등분할 - 1분위(하위 5%), 2분위(하위 10%)....., 20분위(상위 5%)</p> <p>○ 평균보험료: 보험료를 평균하여 가입에서 탈퇴까지 계속 일정하게 납부하는 보험료</p> <p>○ 최대 보험료: 가장 높은 산정보험료</p>
관련부서	국민건강보험공단 자격부과실(☎ 033-736-2551~2)

통계표 명	제Ⅱ-8표 연도별 건강보험 주요지표(총괄)
개 요	○ 수입과 지출, 진료비 등 연도별 현황을 수록하여 증가추이 파악
작성기준	○ 대상: 1년간 건강보험 진료비용 및 연도말 적용인원
용어정의	<ul style="list-style-type: none"> <li>○ 연도말 적용인구: 매 연도말 건강보험 적용인구(가입자 + 피부양자)</li> <li>○ 연평균 적용인구: 매 월말기준 적용인구에 대한 1년간 적용인구 평균값</li> <li>○ 보험료: 결산보고서(수지계산서)상 보험료수입 금액이며, 건강보험사업에 소요되는 비용을 충당하기 위하여 건강보험 가입자에게 법률로 정해진 부과기준에 따라 고지한 금액</li> <li>○ 진료비: 공단부담금(기관부담금)과 본인부담금을 더한 금액 (요양급여비용 총액)</li> <li>○ 급여비: 요양급여비용 총액에서 보험자인 공단이 부담한 금액</li> <li>○ 입내원일수: 진료비청구명세서상에 기재된 건강보험 환자가 실제로 요양 기관에 방문 또는 입원한 일수</li> <li>○ 요양급여일수(투약일수): 내원일수에 원내 투약일수를 포함한 일수 (단, 내원과 투약이 중복된 날은 1일로 산정)</li> </ul>
관련부서	국민건강보험공단 빅데이터전략본부 통계관리부(☎ 033-736-2469)



통계표 명	제Ⅱ-9표 직장가입자 보수 외 소득월액보험료 현황
개 요	○ 소득월액보험료 구간별 부과현황을 파악하고자 함
작성기준	○ 직장가입자의 소득월액보험료 현황(소득월액임의계속가입자 포함) ○ 연도말 부과보험료 기준(12월 정기보험료 부과보험료 기준)
용어정의	○ 소득월액보험료 부과대상 <ul style="list-style-type: none"> <li>- ('18.6월이전) 보수월액 산정에 포함된 소득을 제외한 보수외소득이 연간 7,200만원을 초과한 직장가입자</li> <li>- ('18.7월이후) 보수월액 산정에 포함된 소득을 제외한 보수외소득이 연간 3,400만원을 초과한 직장가입자</li> <li>- ('22.9월이후) 보수월액 산정에 포함된 소득을 제외한 보수외소득이 연간 2,000만원을 초과한 직장가입자</li> </ul> ○ 소득월액보험료 산정방법 <ul style="list-style-type: none"> <li>- ('18.6월이전) 연간 보수외소득 전액 ÷ 12개월 × 보험료율의 50% (3.12%)</li> <li>- ('18.7월이후) [(연간 보수외소득 - 3,400만원 공제) ÷ 12개월] × 보험료율</li> <li>- ('22.9월이후) [(연간 보수외소득 - 2,000만원 공제) ÷ 12개월] × 보험료율 (6.99%) ('22년 기준)</li> </ul> ※ 보수외소득: 직장가입자 보수월액에 포함되지 않은 이자, 배당, 사업, 근로, 연금, 기타소득 ○ 부과보험료 <ul style="list-style-type: none"> <li>- 소득월액보험료: 산정보험료에서 경감 및 면제보험료를 제외한 보험료</li> </ul>
관련부서	국민건강보험공단 자격부과실☎ 033-736-2551~2)

통계표 명	제II-10표 연도별 정부지원금 현황
개 요	○ 연도별 국고지원금 및 담배부담금 현황 파악
작성기준	○ 대상: 매 회계연도(1.1~12.31) 기간동안의 국고지원금 및 담배부담금 지원총액, 연도말 익익월(2개월) 이후 <보건복지부장관 승인 후>
용어정의	<p>○ 관련근거: 국민건강보험법 제108조 및 국민건강증진법 부칙 제2항</p> <p>○ 지역 국고지원금: 매 회계 연도 결산서의 포괄손익계산서상 국고지원금</p> <ul style="list-style-type: none"> <li>- 국민건강보험재정건전화특별법 제15조(2002 ~ 2006년) <ul style="list-style-type: none"> <li>◦ 관리재정 및 보험재정으로 구분 (2007년부터 관리재정은 폐지하고 보험재정으로 통합)</li> <li>◦ 2002~2004년: 지역가입자 총비용의 100분의 40에 해당하는 금액 지원 2005~2006년: 지역가입자 총비용의 100분의 35에 해당하는 금액 지원</li> </ul> </li> <li>- 국민건강보험법(2007년 ~ ) <ul style="list-style-type: none"> <li>◦ 국고지원금 한시적 지원규정 신설 <ul style="list-style-type: none"> <li>* 법 제92조제1항: 5년간(2007~2011) 당해연도 보험료예상수입액의 14% 지원</li> <li>* 법 제108조제1항: 5년간(2012~2016) 당해연도 보험료예상수입액의 14% 지원</li> <li>* 법 부칙 제2조(유효기간): 제108조는 2022년 12월 31일까지 유효</li> </ul> </li> </ul> </li> </ul> <p>○ 담배부담금: 매 회계 연도 결산서의 포괄손익계산서상 국민건강증진기금</p> <ul style="list-style-type: none"> <li>- 국민건강보험재정건전화특별법 제15조(2002년 ~ 2006년) <ul style="list-style-type: none"> <li>◦ 지역배분금 및 직장분배금으로 구분 (2007년부터 지역배분금 및 직장분배금 구분 폐지)</li> <li>◦ 2002~2004년: 지역가입자 총비용의 100분의 10에 해당하는 금액 지원 2005~2006년: 지역가입자 총비용의 100분의 15에 해당하는 금액 지원</li> </ul> </li> <li>- 국민건강증진법(2007년 ~ ) <ul style="list-style-type: none"> <li>◦ 담배부담금 한시적 지원규정 신설 <ul style="list-style-type: none"> <li>* 국민건강증진법 부칙 제7조제2항: 5년간(2007~2011) 당해연도 보험료예상 수입액의 6% 지원</li> <li>* 국민건강증진법 부칙 제2항: 2022년 12월 31일까지 당해연도 보험료 예상 수입액의 6% 지원</li> </ul> </li> </ul> </li> </ul>
관련부서	국민건강보험공단 재정관리실(☎ 033-736-1314)

제III편

# 건강보험진료현황

Benefits in Health Insurance



통계표 명	제Ⅲ-1표 연도별 보험급여 지급현황																																																																																																																																															
개 요	○ 건강보험 보험급여 실적을 연도별로 수록하여 현물급여, 현금급여(요양비, 장애인 보조기기 등) 건수와 비용 등을 세부적으로 파악할 수 있도록 함																																																																																																																																															
작성기준	○ 대상: 건강보험 요양급여비용 지급자료를 지급기준 연간 진료현황																																																																																																																																															
용어정의	○ 현물급여: 건강보험의 급여 중 요양급여를 뜻함(의료급여에서 현금급여와 구별되는 단어로 사용 예정 가입자 및 피부양자의 질병·부상에 대한 예방·진단·치료·재활과 출산·사망 및 건강증진에 대하여 법령이 정하는 바에 의하여 공단이 현물로 지급하는 급여																																																																																																																																															
	○ 요양급여비: 국민건강보험법상 현물급여 중 건강검진비용을 제외한 금액 ※ 현물급여 = 요양급여 + 건강검진																																																																																																																																															
	○ 본인부담상한액 초과 사전급여: 가입자가 연간 동일한 요양기관에서 부담한 본인부담액이 최고 상한액을 초과할 경우, 가입자는 최고 상한액까지만 부담하고 초과되는 금액은 요양기관이 공단에 직접 청구 ※ 최고 상한액 연도별 기준: 2021년 584만원, 2022년 598만원, 2023년 780만원																																																																																																																																															
	○ 본인부담상한액 초과 사후환급금: 병,의원(약국포함)을 이용하고 지불한 본인부담금이 보험료수준에 따른 본인부담상한액을 초과할 경우 그 초과액을 가입자에게 환급 ※ 보험료 수준별 소득분위 적용 상한액																																																																																																																																															
	<table><tr><th colspan="2">소득분위</th><th>1분위</th><th>2-3분위</th><th>4-5분위</th><th>6-7분위</th><th>8분위</th><th>9분위</th><th>10분위</th></tr><tr><td colspan="2">2009~2013년</td><td colspan="3">200만원</td><td colspan="2">300만원</td><td colspan="2">400만원</td></tr><tr><td colspan="2">2014년</td><td>120만원</td><td>150만원</td><td>200만원</td><td>250만원</td><td>300만원</td><td>400만원</td><td>500만원</td></tr><tr><td colspan="2">2015년</td><td>121만원</td><td>151만원</td><td>202만원</td><td>253만원</td><td>303만원</td><td>405만원</td><td>506만원</td></tr><tr><td colspan="2">2016년</td><td>121만원</td><td>152만원</td><td>203만원</td><td>254만원</td><td>305만원</td><td>407만원</td><td>509만원</td></tr><tr><td colspan="2">2017년</td><td>122만원</td><td>153만원</td><td>205만원</td><td>256만원</td><td>308만원</td><td>411만원</td><td>514만원</td></tr><tr><td rowspan="2">2018년</td><td>요양병원 120일 초과 입원</td><td>124만원</td><td>155만원</td><td>208만원</td><td rowspan="2">260만원</td><td rowspan="2">313만원</td><td rowspan="2">418만원</td><td rowspan="2">523만원</td></tr><tr><td>그 밖의 경우</td><td>80만원</td><td>100만원</td><td>150만원</td></tr><tr><td rowspan="2">2019년</td><td>요양병원 120일 초과 입원</td><td>125만원</td><td>157만원</td><td>211만원</td><td rowspan="2">280만원</td><td rowspan="2">350만원</td><td rowspan="2">430만원</td><td rowspan="2">580만원</td></tr><tr><td>그 밖의 경우</td><td>81만원</td><td>101만원</td><td>152만원</td></tr><tr><td rowspan="2">2020년</td><td>요양병원 120일 초과 입원</td><td>125만원</td><td>157만원</td><td>211만원</td><td rowspan="2">281만원</td><td rowspan="2">351만원</td><td rowspan="2">431만원</td><td rowspan="2">582만원</td></tr><tr><td>그 밖의 경우</td><td>81만원</td><td>101만원</td><td>152만원</td></tr><tr><td rowspan="2">2021년</td><td>요양병원 120일 초과 입원</td><td>125만원</td><td>157만원</td><td>212만원</td><td rowspan="2">282만원</td><td rowspan="2">352만원</td><td rowspan="2">433만원</td><td rowspan="2">584만원</td></tr><tr><td>그 밖의 경우</td><td>81만원</td><td>101만원</td><td>152만원</td></tr><tr><td rowspan="2">2022년</td><td>요양병원 120일 초과 입원</td><td>128만원</td><td>160만원</td><td>217만원</td><td rowspan="2">289만원</td><td rowspan="2">360만원</td><td rowspan="2">443만원</td><td rowspan="2">598만원</td></tr><tr><td>그 밖의 경우</td><td>83만원</td><td>103만원</td><td>155만원</td></tr><tr><td rowspan="2">2023년</td><td>요양병원 120일 초과 입원</td><td>87만원</td><td>108만원</td><td>162만원</td><td rowspan="2">303만원</td><td rowspan="2">414만원</td><td rowspan="2">497만원</td><td rowspan="2">780만원</td></tr><tr><td>그 밖의 경우</td><td>134만원</td><td>168만원</td><td>227만원</td><td>375만원</td><td>538만원</td><td>646만원</td><td>1,014만원</td></tr></table>								소득분위		1분위	2-3분위	4-5분위	6-7분위	8분위	9분위	10분위	2009~2013년		200만원			300만원		400만원		2014년		120만원	150만원	200만원	250만원	300만원	400만원	500만원	2015년		121만원	151만원	202만원	253만원	303만원	405만원	506만원	2016년		121만원	152만원	203만원	254만원	305만원	407만원	509만원	2017년		122만원	153만원	205만원	256만원	308만원	411만원	514만원	2018년	요양병원 120일 초과 입원	124만원	155만원	208만원	260만원	313만원	418만원	523만원	그 밖의 경우	80만원	100만원	150만원	2019년	요양병원 120일 초과 입원	125만원	157만원	211만원	280만원	350만원	430만원	580만원	그 밖의 경우	81만원	101만원	152만원	2020년	요양병원 120일 초과 입원	125만원	157만원	211만원	281만원	351만원	431만원	582만원	그 밖의 경우	81만원	101만원	152만원	2021년	요양병원 120일 초과 입원	125만원	157만원	212만원	282만원	352만원	433만원	584만원	그 밖의 경우	81만원	101만원	152만원	2022년	요양병원 120일 초과 입원	128만원	160만원	217만원	289만원	360만원	443만원	598만원	그 밖의 경우	83만원	103만원	155만원	2023년	요양병원 120일 초과 입원	87만원	108만원	162만원	303만원	414만원	497만원	780만원	그 밖의 경우	134만원	168만원	227만원	375만원	538만원	646만원	1,014만원
	소득분위		1분위	2-3분위	4-5분위	6-7분위	8분위	9분위	10분위																																																																																																																																							
	2009~2013년		200만원			300만원		400만원																																																																																																																																								
	2014년		120만원	150만원	200만원	250만원	300만원	400만원	500만원																																																																																																																																							
	2015년		121만원	151만원	202만원	253만원	303만원	405만원	506만원																																																																																																																																							
	2016년		121만원	152만원	203만원	254만원	305만원	407만원	509만원																																																																																																																																							
	2017년		122만원	153만원	205만원	256만원	308만원	411만원	514만원																																																																																																																																							
	2018년	요양병원 120일 초과 입원	124만원	155만원	208만원	260만원	313만원	418만원	523만원																																																																																																																																							
		그 밖의 경우	80만원	100만원	150만원																																																																																																																																											
	2019년	요양병원 120일 초과 입원	125만원	157만원	211만원	280만원	350만원	430만원	580만원																																																																																																																																							
		그 밖의 경우	81만원	101만원	152만원																																																																																																																																											
	2020년	요양병원 120일 초과 입원	125만원	157만원	211만원	281만원	351만원	431만원	582만원																																																																																																																																							
		그 밖의 경우	81만원	101만원	152만원																																																																																																																																											
2021년	요양병원 120일 초과 입원	125만원	157만원	212만원	282만원	352만원	433만원	584만원																																																																																																																																								
	그 밖의 경우	81만원	101만원	152만원																																																																																																																																												
2022년	요양병원 120일 초과 입원	128만원	160만원	217만원	289만원	360만원	443만원	598만원																																																																																																																																								
	그 밖의 경우	83만원	103만원	155만원																																																																																																																																												
2023년	요양병원 120일 초과 입원	87만원	108만원	162만원	303만원	414만원	497만원	780만원																																																																																																																																								
	그 밖의 경우	134만원	168만원	227만원					375만원	538만원	646만원	1,014만원																																																																																																																																				
○ 현금급여: 요양비, 장제비, 본인부담액보상금, 장애인 보조기기급여비																																																																																																																																																
○ 요양비: 출산비, 만성신부전증, 산소치료(가정용·휴대용)서비스, 당뇨병환자 소모성 재료, 자가도뇨 소모성 재료, 연속혈당측정기, 인슐린자동주입기, 인공호흡기, 기침유발기, 양압기 대여료를 포함																																																																																																																																																
○ 장제비: 장례와 제사를 치르는 일을 위해 사용된 비용(2008.1.1. 종료)																																																																																																																																																
○ 본인부담액보상금: 본인 부담해야하는 금액에 대한 보상금																																																																																																																																																
○ 장애인 보조기기 급여비: 장애인 복지법에 따라 등록된 장애인인 건강보험 가입자 및 피부양자가 보조기기를 구입하는 경우 그 금액의 일부를 지급																																																																																																																																																
○ 임신출산 진료비: 임신부들의 임신·출산 관련 진료에 소요되는 진료비																																																																																																																																																
관련부서	국민건강보험공단 급여관리실(☎ 033-736-3360 현금급여) 건강관리실(☎033-736-3557 검진비), 의료비지원실(☎ 033-736-4637 본인부담상한제, ☎ 033-736-4662 보조기기급여비, ☎ 033-736-4657 임신출산진료비)																																																																																																																																															

통계표 명	제Ⅲ-2표 시군구별 진료형태별 진료현황(총계)
개 요	○ 건강보험 시군구별 현황을 수록함으로써, 실제 시군구간 의료이용 이동량을 분석하여 지방 환자들의 대도시 의료기관 의료집중 현상의 근본적 원인을 파악하고자 함
작성기준	○ 대상: 건강보험 대상자 중 급여 이용자 ○ 연도말 주민등록주소지 기준 ○ 진료일 기준(2022년 1월 ~ 2023년 4월까지의 요양급여비용 지급분 반영)
용어정의	○ 진료실인원수: 건강보험 가입자 중 실제 진료받은 환자 수(중복제거) ○ 입내원일수: 진료비청구명세서 상에 기재된 건강보험 환자가 실제로 요양기관에 방문 또는 입원한 일수 ○ 요양급여일수: 내원일수에 원내 투약일수를 포함한 일수 단, 내원과 투약이 중복된 날은 1일로 산정 ○ 진료비: 공단부담금(기관부담금)과 본인부담금을 더한 금액 (요양급여비용 총액) ○ 급여비: 요양급여비용 총액에서 보험자인 공단이 부담한 금액  ※ 공단 발간 「지역별의료이용통계연보」의 Ⅱ-2표 ‘시군구별 진료실적 현황(건강보험)’과 값이 정확히 일치하지 않는 이유 - 「건강보험통계연보」는 건강보험 자격 대상자만으로 발췌하지만, 「지역별 의료이용통계연보」는 건강보험 및 의료급여 대상으로 발췌하기 때문에 수진(진료)시점 자격과 연도 말 자격의 차이(건강보험/의료급여)에 따라 수치 변동이 생길 수 있음
관련부서	국민건강보험공단 빅데이터전략본부 통계관리부(☎033-736-2469)

통계표 명	제Ⅲ-3표 시도별 현금급여 지급현황																																																																																																																																											
개 요	○ 건강보험 가입자 등의 신청에 의하여 공단에서 현금으로 지급하는 보험급여 - 현금급여 종류별 지급현황을 파악하여 재정추계와 정책 자료로 활용																																																																																																																																											
작성기준	○ 객체: 건강보험 대상자 중 현금급여 지급대상자 ○ 범위 및 지역: 전국																																																																																																																																											
용어정의	○ 본인부담상한액 초과 사전급여: 가입자가 연간 동일한 요양기관에서 부담한 본인 부담액이 최고 상한액을 초과할 경우, 가입자는 최고 상한액까지만 부담하고 초과되는 금액은 요양기관이 공단에 직접 청구 ※ 최고 상한액 연도별 기준: 2021년 584만원, 2022년 598만원, 2023년 780만원																																																																																																																																											
	○ 본인부담상한액 초과 사후환급금: 병·의원(약국포함)을 이용하고 지불한 본인부담금이 보험료수준에 따른 본인부담상한액을 초과할 경우 그 초과액을 가입자에게 환급 ※ 보험료 수준별 소득분위 적용 상한액																																																																																																																																											
	<table><tr><th colspan="2">소득분위</th><th>1분위</th><th>2-3분위</th><th>4-5분위</th><th>6-7분위</th><th>8분위</th><th>9분위</th><th>10분위</th></tr><tr><td colspan="2">2009~2013년</td><td colspan="3">200만원</td><td colspan="2">300만원</td><td colspan="2">400만원</td></tr><tr><td colspan="2">2014년</td><td>120만원</td><td>150만원</td><td>200만원</td><td>250만원</td><td>300만원</td><td>400만원</td><td>500만원</td></tr><tr><td colspan="2">2015년</td><td>121만원</td><td>151만원</td><td>202만원</td><td>253만원</td><td>303만원</td><td>405만원</td><td>506만원</td></tr><tr><td colspan="2">2016년</td><td>121만원</td><td>152만원</td><td>203만원</td><td>254만원</td><td>305만원</td><td>407만원</td><td>509만원</td></tr><tr><td colspan="2">2017년</td><td>122만원</td><td>153만원</td><td>205만원</td><td>256만원</td><td>308만원</td><td>411만원</td><td>514만원</td></tr><tr><td rowspan="2">2018년</td><td>요양병원 120일 초과 입원</td><td>124만원</td><td>155만원</td><td>208만원</td><td rowspan="2">260만원</td><td rowspan="2">313만원</td><td rowspan="2">418만원</td><td rowspan="2">523만원</td></tr><tr><td>그 밖의 경우</td><td>80만원</td><td>100만원</td><td>150만원</td></tr><tr><td rowspan="2">2019년</td><td>요양병원 120일 초과 입원</td><td>125만원</td><td>157만원</td><td>211만원</td><td rowspan="2">280만원</td><td rowspan="2">350만원</td><td rowspan="2">430만원</td><td rowspan="2">580만원</td></tr><tr><td>그 밖의 경우</td><td>81만원</td><td>101만원</td><td>152만원</td></tr><tr><td rowspan="2">2020년</td><td>요양병원 120일 초과 입원</td><td>125만원</td><td>157만원</td><td>211만원</td><td rowspan="2">281만원</td><td rowspan="2">351만원</td><td rowspan="2">431만원</td><td rowspan="2">582만원</td></tr><tr><td>그 밖의 경우</td><td>81만원</td><td>101만원</td><td>152만원</td></tr><tr><td rowspan="2">2021년</td><td>요양병원 120일 초과 입원</td><td>125만원</td><td>157만원</td><td>212만원</td><td rowspan="2">282만원</td><td rowspan="2">352만원</td><td rowspan="2">433만원</td><td rowspan="2">584만원</td></tr><tr><td>그 밖의 경우</td><td>81만원</td><td>101만원</td><td>152만원</td></tr><tr><td rowspan="2">2022년</td><td>요양병원 120일 초과 입원</td><td>128만원</td><td>160만원</td><td>217만원</td><td rowspan="2">289만원</td><td rowspan="2">360만원</td><td rowspan="2">443만원</td><td rowspan="2">598만원</td></tr><tr><td>그 밖의 경우</td><td>83만원</td><td>103만원</td><td>155만원</td></tr><tr><td rowspan="2">2023년</td><td>요양병원 120일 초과 입원</td><td>87만원</td><td>108만원</td><td>162만원</td><td rowspan="2">303만원</td><td rowspan="2">414만원</td><td rowspan="2">497만원</td><td rowspan="2">780만원</td></tr><tr><td>그 밖의 경우</td><td>134만원</td><td>168만원</td><td>227만원</td></tr></table>								소득분위		1분위	2-3분위	4-5분위	6-7분위	8분위	9분위	10분위	2009~2013년		200만원			300만원		400만원		2014년		120만원	150만원	200만원	250만원	300만원	400만원	500만원	2015년		121만원	151만원	202만원	253만원	303만원	405만원	506만원	2016년		121만원	152만원	203만원	254만원	305만원	407만원	509만원	2017년		122만원	153만원	205만원	256만원	308만원	411만원	514만원	2018년	요양병원 120일 초과 입원	124만원	155만원	208만원	260만원	313만원	418만원	523만원	그 밖의 경우	80만원	100만원	150만원	2019년	요양병원 120일 초과 입원	125만원	157만원	211만원	280만원	350만원	430만원	580만원	그 밖의 경우	81만원	101만원	152만원	2020년	요양병원 120일 초과 입원	125만원	157만원	211만원	281만원	351만원	431만원	582만원	그 밖의 경우	81만원	101만원	152만원	2021년	요양병원 120일 초과 입원	125만원	157만원	212만원	282만원	352만원	433만원	584만원	그 밖의 경우	81만원	101만원	152만원	2022년	요양병원 120일 초과 입원	128만원	160만원	217만원	289만원	360만원	443만원	598만원	그 밖의 경우	83만원	103만원	155만원	2023년	요양병원 120일 초과 입원	87만원	108만원	162만원	303만원	414만원	497만원	780만원	그 밖의 경우	134만원	168만원	227만원
	소득분위		1분위	2-3분위	4-5분위	6-7분위	8분위	9분위	10분위																																																																																																																																			
	2009~2013년		200만원			300만원		400만원																																																																																																																																				
	2014년		120만원	150만원	200만원	250만원	300만원	400만원	500만원																																																																																																																																			
	2015년		121만원	151만원	202만원	253만원	303만원	405만원	506만원																																																																																																																																			
	2016년		121만원	152만원	203만원	254만원	305만원	407만원	509만원																																																																																																																																			
	2017년		122만원	153만원	205만원	256만원	308만원	411만원	514만원																																																																																																																																			
	2018년	요양병원 120일 초과 입원	124만원	155만원	208만원	260만원	313만원	418만원	523만원																																																																																																																																			
		그 밖의 경우	80만원	100만원	150만원																																																																																																																																							
	2019년	요양병원 120일 초과 입원	125만원	157만원	211만원	280만원	350만원	430만원	580만원																																																																																																																																			
		그 밖의 경우	81만원	101만원	152만원																																																																																																																																							
	2020년	요양병원 120일 초과 입원	125만원	157만원	211만원	281만원	351만원	431만원	582만원																																																																																																																																			
		그 밖의 경우	81만원	101만원	152만원																																																																																																																																							
	2021년	요양병원 120일 초과 입원	125만원	157만원	212만원	282만원	352만원	433만원	584만원																																																																																																																																			
그 밖의 경우		81만원	101만원	152만원																																																																																																																																								
2022년	요양병원 120일 초과 입원	128만원	160만원	217만원	289만원	360만원	443만원	598만원																																																																																																																																				
	그 밖의 경우	83만원	103만원	155만원																																																																																																																																								
2023년	요양병원 120일 초과 입원	87만원	108만원	162만원	303만원	414만원	497만원	780만원																																																																																																																																				
	그 밖의 경우	134만원	168만원	227만원																																																																																																																																								
○ 현금급여: 요양비, 장제비, 본인부담액보상금, 장애인 보조기기 급여비																																																																																																																																												
○ 요양비: 출산비, 만성신부전증, 산소치료(가정용·휴대용)서비스, 당뇨병환자 소모성 재료, 자가도뇨 소모성 재료, 연속혈당측정기, 인슐린자동주입기, 인공호흡기, 기침유발기, 양압기 대여료를 포함																																																																																																																																												
○ 본인부담액보상금: 본인 부담해야하는 금액에 대한 보상금																																																																																																																																												
○ 장애인 보조기기 급여비: 장애인 복지법에 따라 등록된 장애인인 건강보험 가입자 및 피부양자가 보조기기를 구입하는 경우 그 금액의 일부를 지급																																																																																																																																												
○ 임신출산 진료비: 임신부들의 임신·출산 관련 진료에 소요되는 진료비																																																																																																																																												
관련부서	국민건강보험공단 급여관리실(☎ 033-736-3360 현금급여), 건강관리실(☎033-736-3557 검진비), 의료비지원실(☎ 033-736-4637 본인부담상한제, ☎ 033-736-4662 보조기기급여비, ☎ 033-736-4657 임신출산진료비)																																																																																																																																											

통계표 명	제Ⅲ-4표 요양기관종별 진료형태별 진료현황(총계/직장/지역)
개 요	<ul style="list-style-type: none"> <li>○ 건강보험 요양급여비용 지급자료 현황 수록</li> <li>- 요양급여비용에 대한 요양기관 종별을 파악함으로써 각 지역별 진료비 추이 등에 세부적으로 파악할 수 있도록 함</li> </ul>
작성기준	<ul style="list-style-type: none"> <li>○ 대상: 건강보험 대상자 중 급여 이용자</li> <li>○ 진료일 기준(2022년 1월 ~ 2023년 4월까지의 요양급여비용 지급분 반영)</li> <li>※ 2015년부터 발체기준 변경(지급일 기준→진료일 기준)되었으며, 2020년도 자료까지는 다음해 6월까지의 요양급여비용 지급분을 반영함</li> </ul>
용어정의	<ul style="list-style-type: none"> <li>○ 진료실인원수: 건강보험 가입자 중 실제 진료받은 환자 수(중복제거)</li> <li>○ 입내원일수: 진료비청구명세서 상에 기재된 건강보험 환자가 실제로 요양기관에 방문 또는 입원한 일수</li> <li>○ 요양급여일수: 내원일수에 원내 투약일수를 포함한 일수 단, 내원과 투약이 중복된 날은 1일로 산정</li> <li>○ 진료비: 공단부담금(기관부담금)과 본인부담금을 더한 금액 (요양급여비용 총액)</li> <li>○ 급여비: 요양급여비용 총액에서 보험자인 공단이 부담한 금액</li> <li>○ 직장: 근로자, 사용자, 공무원, 교직원, 임의계속가입자, 건설일용직에 해당하는 사람</li> <li>○ 지역: 국내에 거주하는 국민(단, 직장가입자 및 그 피부양자, 유공자 등의 의료급여대상자는 제외), 농어업인, 자영업자 등(세대주, 가입자)</li> </ul>
관련부서	국민건강보험공단 빅데이터전략본부 통계관리부(☎033-736-2469)



통계표 명	제Ⅲ-5표 월별 진료형태별 진료현황(총계/직장/지역)
개 요	<ul style="list-style-type: none"> <li>○ 건강보험 요양급여비용 지급자료 현황 수록               <ul style="list-style-type: none"> <li>- 요양급여비용에 대한 월별로 총계 / 직장 / 지역 별로 진료비추이 등에 세부적으로 파악할 수 있도록 함</li> </ul> </li> </ul>
작성기준	<ul style="list-style-type: none"> <li>○ 대상: 건강보험 대상자의 급여이용자</li> <li>○ 진료일 기준(2022년 1월 ~ 2023년 4월까지의 요양급여비용 지급분 반영)               <ul style="list-style-type: none"> <li>※ 2015년부터 발체기준 변경(지급일 기준→진료일 기준)되었으며, 2020년도 자료까지는 다음해 6월까지의 요양급여비용 지급분을 반영함</li> </ul> </li> </ul>
용어정의	<ul style="list-style-type: none"> <li>○ 진료실인원수: 건강보험 가입자 중 실제 진료받은 환자 수(중복제거)</li> <li>○ 입내원일수: 진료비청구명세서 상에 기재된 건강보험 환자가 실제로 요양기관에 방문 또는 입원한 일수</li> <li>○ 요양급여일수: 내원일수에 원내 투약일수를 포함한 일수 단, 내원과 투약이 중복된 날은 1일로 산정</li> <li>○ 진료비: 공단부담금(기관부담금)과 본인부담금을 더한 금액 (요양급여비용 총액)</li> <li>○ 급여비: 요양급여비용 총액에서 보험자인 공단이 부담한 금액</li> <li>○ 직장: 근로자, 사용자, 공무원, 교직원, 임의계속가입자, 건설일용직에 해당하는 사람</li> <li>○ 지역: 국내에 거주하는 국민(단, 직장가입자 및 그 피부양자, 유공자 등의 의료급여대상자는 제외), 농어업인, 자영업자 등(세대주, 가입자)</li> </ul>
관련부서	국민건강보험공단 빅데이터전략본부 통계관리부(☎033-736-2469)

통계표 명	제Ⅲ-6표 연령별 성별 진료형태별 진료현황(총계/직장/지역)
개 요	<ul style="list-style-type: none"> <li>○ 건강보험 요양급여비용 지급자료 현황 수록               <ul style="list-style-type: none"> <li>- 요양급여비용에 대한 연령별 성별을 파악함으로써 각 직역별 진료비추이 등에 세부적으로 파악할 수 있도록 함</li> </ul> </li> </ul>
작성기준	<ul style="list-style-type: none"> <li>○ 대상: 건강보험 대상자 중 급여이용자</li> <li>○ 연령: 연도 말 기준</li> <li>○ 진료일 기준(2022년 1월 ~ 2023년 4월까지의 요양급여비용 지급분 반영)               <ul style="list-style-type: none"> <li>※ 2015년부터 발체기준 변경(지급일 기준→진료일 기준)되었으며, 2020년도 자료까지는 다음해 6월까지의 요양급여비용 지급분을 반영함</li> </ul> </li> </ul>
용어정의	<ul style="list-style-type: none"> <li>○ 진료실인원수: 건강보험 가입자 중 실제 진료받은 환자 수(중복제거)</li> <li>○ 입내원일수: 진료비청구명세서 상에 기재된 건강보험 환자가 실제로 요양기관에 방문 또는 입원한 일수</li> <li>○ 요양급여일수: 내원일수에 원내 투약일수를 포함한 일수 단, 내원과 투약이 중복된 날은 1일로 산정</li> <li>○ 진료비: 공단부담금(기관부담금)과 본인부담금을 더한 금액 (요양급여비용 총액)</li> <li>○ 급여비: 요양급여비용 총액에서 보험자인 공단이 부담한 금액</li> <li>○ 직장: 근로자, 사용자, 공무원, 교직원, 임의계속가입자, 건설일용직에 해당하는 사람</li> <li>○ 지역: 국내에 거주하는 국민(단, 직장가입자 및 그 피부양자, 유공자 등의 의료급여대상자는 제외), 농어업인, 자영업자 등(세대주, 가입자)</li> </ul>
관련부서	국민건강보험공단 빅데이터전략본부 통계관리부(☎033-736-2469)

통계표 명	제Ⅲ-7표 연령별 성별 진료현황(의료기관소계/입원/외래) 제Ⅲ-8표 연령별 성별 진료현황(약국소계)
개 요	○ 건강보험 요양급여비용 지급자료 현황 수록 - 요양급여비용에 대한 연령별 성별을 파악함으로써 각 지역별 진료비추이 등에 세부적으로 파악할 수 있도록 함
작성기준	○ 대상: 건강보험대상자 중 의료기관(입원/외래), 약국 급여이용자 ○ 연령: 연도 말 기준 ○ 진료일 기준(2022년 1월 ~ 2023년 4월까지의 요양급여비용 지급분 반영) ※ 2015년부터 발체기준 변경(지급일 기준→진료일 기준)되었으며, 2020년도 자료까지는 다음해 6월까지의 요양급여비용 지급분을 반영함
용어정의	○ 진료실인원수: 건강보험 가입자 중 실제 진료받은 환자 수(중복제거) ○ 입내원일수: 진료비청구명세서 상에 기재된 건강보험 환자가 실제로 요양기관에 방문 또는 입원한 일수 ○ 요양급여일수: 내원일수에 원내 투약일수를 포함한 일수 단, 내원과 투약이 중복된 날은 1일로 산정 ○ 진료비: 공단부담금(기관부담금)과 본인부담금을 더한 금액 (요양급여비용 총액) ○ 급여비: 요양급여비용 총액에서 보험자인 공단이 부담한 금액
관련부서	국민건강보험공단 빅데이터전략본부 통계관리부(☎033-736-2469)

통계표 명	제Ⅲ-9표 연령별 성별 요양기관종별 평균 수진횟수 (총계 / 직장 / 지역)
개 요	○ 건강보험 연령별 성별을 수록하여 요양기관종별로 수진횟수 변동추이를 비교함
작성기준	○ 대상: 건강보험 대상자의 급여이용자 ○ 연령: 연도 말 기준 ○ 진료일 기준(2022년 1월 ~ 2023년 4월까지의 요양급여비용 지급분 반영) ※ 2015년부터 발체기준 변경(지급일 기준→진료일 기준)되었으며, 2020년도 자료까지는 다음해 6월까지의 요양급여비용 지급분을 반영함
용어정의	○ 입내원일수: 진료비청구명세서 상에 기재된 건강보험 환자가 실제로 요양기관에 방문 또는 입원한 일수 ○ 적용인구: 건강보험 적용인구를 나타냄(가입자 + 피부양자) ○ 직장: 근로자, 사용자, 공무원, 교직원, 임의계속가입자, 건설일용직에 해당하는 사람 ○ 지역: 가입자중 직장가입자와 그 피부양자를 제외한 자
관련부서	국민건강보험공단 빅데이터전략본부 통계관리부(☎033-736-2469)

<b>통계표 명</b>	<b>제Ⅲ-10표 연령별 연간진료비 크기별 실인원 및 진료비 현황 (총계)</b>
<b>개 요</b>	○ 건강보험 전체환자가 진료받은 진료비용의 규모에 대한 분석을 위해 연간 진료비크기별 현황을 진료형태별로 수록하여 세부적으로 파악하고자 함
<b>작성기준</b>	○ 대상: 건강보험 대상자의 급여 이용자 ○ 연령: 연도 말 기준 ○ 진료일 기준(2022년 1월 ~ 2023년 4월까지의 요양급여비용 지급분 반영) ※ 2015년부터 발체기준 변경(지급일 기준→진료일 기준)되었으며, 2020년도 자료까지는 다음해 6월까지의 요양급여비용 지급분을 반영함
<b>용어정의</b>	○ 진료실인원수: 건강보험 가입자 중 실제 진료받은 환자수 ○ 진료비: 공단부담금(기관부담금)과 본인부담금을 더한 금액 (요양급여비용 총액)
<b>관련부서</b>	국민건강보험공단 빅데이터전략본부 통계관리부(☎033-736-2469)

통계표 명	제Ⅲ-11표 연령별 연간진료비 크기별 실인원 및 진료비 현황 (입원)
개 요	○ 건강보험 전체 환자가 진료받은 진료비용의 규모에 대한 분석을 위해 연간 진료비크기별 현황을 진료형태별로 수록하여 세부적으로 파악하고자 함
작성기준	○ 대상: 건강보험 대상자의 입원 급여이용자 ○ 연령: 연도 말 기준 ○ 진료일 기준(2022년 1월 ~ 2023년 4월까지의 요양급여비용 지급분 반영) ※ 2015년부터 발체기준 변경(지급일 기준→진료일 기준)되었으며, 2020년도 자료까지는 다음해 6월까지의 요양급여비용 지급분을 반영함
용어정의	○ 진료실인원수: 건강보험 가입자 중 실제 진료받은 환자수 ○ 진료비: 공단부담금(기관부담금)과 본인부담금을 더한 금액 (요양급여비용 총액) ○ 의료기관: 종합병원, 병원, 치과병원, 한방병원, 의원, 치과의원, 한의원, 조산원과 같이 공공의 목적으로 운영하는 의료기관
관련부서	국민건강보험공단 빅데이터전략본부 통계관리부(☎033-736-2469)

통계표 명	제Ⅲ-12표 연령별 연간진료비 크기별 실인원 및 진료비 현황 (외래)
개 요	○ 건강보험 전체 환자가 진료받은 진료비용의 규모에 대한 분석을 위해 연간 진료비크기별 현황을 진료형태별로 수록하여 세부적으로 파악하고자 함
작성기준	○ 대상: 직장 건강보험 대상자의 외래 급여이용자 ○ 연령: 연도 말 기준 ○ 진료일 기준(2022년 1월 ~ 2023년 4월까지의 요양급여비용 지급분 반영) ※ 2015년부터 발체기준 변경(지급일 기준→진료일 기준)되었으며, 2020년도 자료까지는 다음해 6월까지의 요양급여비용 지급분을 반영함
용어정의	○ 진료실인원수: 건강보험 가입자 중 실제 진료받은 환자수 ○ 진료비: 공단부담금(기관부담금)과 본인부담금을 더한 금액 (요양급여비용 총액)
관련부서	국민건강보험공단 빅데이터전략본부 통계관리부(☎033-736-2469)

통계표 명	제Ⅲ-13표 연령별 연간진료비 크기별 실인원 및 진료비 현황 (약국)
개 요	○ 건강보험 전체 환자가 진료받은 진료비용의 규모에 대한 분석을 위해 연간 진료비크기별 현황을 진료형태별로 수록하여 세부적으로 파악하고자 함
작성기준	○ 대상: 건강보험 대상자의 약국 급여 이용자 ○ 연령: 연도 말 기준 ○ 진료일 기준(2022년 1월 ~ 2023년 4월까지의 요양급여비용 지급분 반영) ※ 2015년부터 발체기준 변경(지급일 기준→진료일 기준)되었으며, 2020년도 자료까지는 다음해 6월까지의 요양급여비용 지급분을 반영함
용어정의	○ 진료실인원수: 건강보험 가입자 중 실제 진료받은 환자수 ○ 진료비: 공단부담금(기관부담금)과 본인부담금을 더한 금액 (요양급여비용 총액) ○ 약국: 약사가 의약품의 조제업무를 행하는 장소로 약사법제16조(약국의 개설등록)에 의하여 약사만이 개설할 수 있음 (단, 의료기관의 조제실은 예외)
관련부서	국민건강보험공단 빅데이터전략본부 통계관리부(☎033-736-2469)



통계표 명	제Ⅲ-14표 연도별 진료현황
개 요	○ 건강보험 연도별 진료비 총계를 수록하여 입원, 외래, 약국의 조제에 따른 청구 추이 파악
작성기준	○ 대상 : 건강보험 심사청구명세서 ○ 진료일 기준 매년 1~12월 자료, 익년도 4월 심사결정분까지 반영
용어정의	<ul style="list-style-type: none"> <li>○ 청구건수 : 요양기관에서 환자를(에게) 진료(투약)한 후 건강보험 진료비 청구방법에 의거 작성한 진료비 명세서건수</li> <li>○ 입내원일수 : 진료비 청구명세서에 기재된 건강보험 환자가 실제로 요양기관에 방문 또는 입원한 일수</li> <li>○ 진료비(요양급여비용) : 건강보험 요양급여에 소요된 총비용으로서 비급여·지정 진료 등의 비용은 포함되지 않으며, 보험자인 공단과 환자 본인이 나누어 부담.</li> <li>○ 급여비(보험자부담금) : 진료비 총액 중에서 보험자인 공단이 부담한 금액</li> <li>○ 본인부담금: 진료비 총액 중에서 환자가 부담한 금액으로 법정본인부담금에 해당하는 비용으로 비급여는 포함하지 않음</li> <li>○ 지표산출식 <ul style="list-style-type: none"> <li>- 건당입내원일수 : 내원(입원)일수/청구건수</li> <li>- 건당진료비 : 진료비(계)/청구건수</li> <li>- 입내원일당진료비 : 진료비(계)/내원일수</li> </ul> </li> </ul>
관련부서	건강보험심사평가원 급여정보분석실(☎ 033-739-2112)

통계표 명	제Ⅲ-15-1~18표 요양기관종별 진료현황(계, 5세 연령별)
개 요	○ 건강보험 5세 연령별 요양기관종별 진료비를 수록하여 의과, 치과, 한방, 약국의 이용현황 파악
작성기준	○ 대상 : 건강보험 심사청구명세서 ○ 진료일 기준 매년 1~12월 자료, 익년도 4월 심사결정분까지 반영
용어정의	<ul style="list-style-type: none"> <li>○ 청구건수 : 요양기관에서 환자를(에게) 진료(투약)한 후 건강보험 진료비 청구방법에 의거 작성한 진료비 명세서건수</li> <li>○ 입내원일수 : 진료비 청구명세서에 기재된 건강보험 환자가 실제로 요양기관에 방문 또는 입원한 일수</li> <li>○ 요양급여일수 : 내원일수에 원내투약일수를 포함한 일수. 단, 내원과 투약이 중복된 날은 1일로 산정. 약국처방전의 요양급여일수는 투약일수를 의미 함.</li> <li>○ 원외처방횟수 : 의료기관 및 보건기관에서 원외처방전을 발행한 횟수</li> <li>○ 원외처방일수 : 원외처방전에 의하여 조제투약 하도록 처방한 일수</li> <li>○ 진료비(요양급여비용) : 건강보험 요양급여에 소요된 총비용으로서 비급여·지정 진료 등의 비용은 포함되지 않으며, 보험자인 공단과 환자 본인이 나누어 부담</li> <li>○ 급여비(보험자부담금) : 진료비 총액 중에서 보험자인 공단이 부담한 금액</li> <li>○ 지표산출식 <ul style="list-style-type: none"> <li>- 원외처방률(외래) : 원외처방횟수/내원일수</li> <li>- 원외처방횟수당처방일수 : 원외처방일수/원외처방횟수</li> <li>- 건당입내원일수 : 입내원일수/청구건수</li> <li>- 건당진료비 : 진료비(계)/청구건수</li> <li>- 입내원일당진료비 : 진료비(계)/내원일수</li> <li>- 요양급여일당진료비 : 진료비(계)/요양일수</li> </ul> </li> </ul>
관련부서	건강보험심사평가원 급여정보분석실(☎ 033-739-2112)

통계표 명	제Ⅲ-16표 월별 진료현황(계/의료기관 및 보건기관/약국)
개 요	○ 건강보험 진료비의 월별 이용현황 파악
작성기준	○ 대상 : 건강보험 심사청구명세서 ○ 진료일 기준 매년 1~12월 자료, 익년도 4월 심사결정분까지 반영
용어정의	<ul style="list-style-type: none"> <li>○ 청구건수 : 요양기관에서 환자를(에게) 진료(투약)한 후 건강보험 진료비 청구방법에 의거 작성한 진료비 명세서건수</li> <li>○ 입내원일수 : 진료비 청구명세서에 기재된 건강보험 환자가 실제로 요양기관에 방문 또는 입원한 일수</li> <li>○ 요양급여일수 : 내원일수에 원내투약일수를 포함한 일수. 단, 내원과 투약이 중복된 날은 1일로 산정. 약국처방전의 요양일수는 투약일수를 의미 함.</li> <li>○ 원외처방횟수 : 의료기관 및 보건기관에서 원외처방전을 발행한 횟수</li> <li>○ 원외처방일수 : 원외처방전에 의하여 조제투약 하도록 처방한 일수</li> <li>○ 진료비(총진료비) : 건강보험 요양급여에 소요된 총비용으로서 비급여지정 진료 등의 비용은 포함되지 않으며, 보험자인 공단과 환자 본인이 나누어 부담</li> <li>○ 급여비(보험자부담금) : 진료비 총액 중에서 보험자인 공단이 부담한 금액</li> <li>○ 지표산출식 <ul style="list-style-type: none"> <li>- 원외처방률(외래) : 원외처방횟수/내원일수</li> <li>- 원외처방횟수당처방일수 : 원외처방일수/원외처방횟수</li> <li>- 건당내원일수 : 내원(입원)일수/청구건수</li> <li>- 건당진료비 : 진료비(계)/청구건수</li> <li>- 입내원일당진료비 : 진료비(계)/내원일수</li> <li>- 요양급여일당진료비 : 진료비(계)/요양일수</li> </ul> </li> </ul>
관련부서	건강보험심사평가원 급여정보분석실(☎ 033-739-2112)



제Ⅳ편

건강보험심사실적

Benefits Claim Review Records  
of National Health Insurance



통계표 명	제Ⅳ-1표 연도별 진료비 심사실적
개 요	○ 건강보험 연도별 진료비 총계를 수록하여 입원, 외래, 약국의 조제에 따른 청구 추이 파악
작성기준	○ 대상 : 건강보험 심사청구명세서
용어정의	<p>○ 청구건수 : 요양기관에서 환자를(에게) 진료(투약)한 후 건강보험 진료비 청구방법에 의거 작성한 진료비 명세서건수</p> <p>○ 입내원일수 : 진료비 청구명세서에 기재된 건강보험 환자가 실제로 요양기관에 방문 또는 입원한 일수</p> <p>○ 진료비(요양급여비용) : 건강보험 요양급여에 소요된 총비용으로서 비급여·지정 진료 등의 비용은 포함되지 않으며, 보험자인 공단과 환자 본인이 나누어 부담.</p> <p>○ 급여비(보험자부담금) : 진료비 총액 중에서 보험자인 공단이 부담한 금액</p> <p>○ 본인부담금: 진료비 총액 중에서 환자가 부담한 금액으로 법정본인부담금에 해당하는 비용으로 비급여는 포함하지 않음</p> <p>○ 지표산출식</p> <ul style="list-style-type: none"> <li>- 건당입내원일수 : 입내원일수/청구건수</li> <li>- 건당진료비 : 진료비(계)/청구건수</li> <li>- 입내원일당진료비 : 진료비(계)/입내원일수</li> </ul>
관련부서	건강보험심사평가원 급여정보분석실(☎ 033-739-2112)

통계표 명	제Ⅳ-2표 요양기관종별 진료비 심사실적
개 요	○ 건강보험 요양기관종별 진료비를 수록하여 의과, 치과, 한방, 약국의 이용현황 파악
작성기준	○ 대상 : 건강보험 심사청구명세서
용어정의	<ul style="list-style-type: none"> <li>○ 청구건수 : 요양기관에서 환자를(에게) 진료(투약)한 후 건강보험 진료비 청구방법에 의거 작성한 진료비 명세서건수</li> <li>○ 입내원일수 : 진료비 청구명세서에 기재된 건강보험 환자가 실제로 요양기관에 방문 또는 입원한 일수</li> <li>○ 요양급여일수 : 입내원일수에 원내투약일수를 포함한 일수. 단, 내원과 투약이 중복된 날은 1일로 산정. 약국처방전의 요양급여일수는 투약일수를 의미 함.</li> <li>○ 원외처방횟수 : 의료기관 및 보건기관에서 원외처방전을 발행한 횟수</li> <li>○ 원외처방일수 : 원외처방전에 의하여 조제투약 하도록 처방한 일수</li> <li>○ 진료비(요양급여비용) : 건강보험 요양급여에 소요된 총비용으로서 비급여·지정 진료 등의 비용은 포함되지 않으며, 보험자인 공단과 환자 본인이 나누어 부담</li> <li>○ 급여비(보험자부담금) : 진료비 총액 중에서 보험자인 공단이 부담한 금액</li> <li>○ 지표산출식 <ul style="list-style-type: none"> <li>- 원외처방률(외래) : 원외처방횟수/입내원일수</li> <li>- 원외처방횟수당처방일수 : 원외처방일수/원외처방횟수</li> <li>- 건당입내원일수 : 입내원일수/청구건수</li> <li>- 건당진료비 : 진료비(계)/청구건수</li> <li>- 입내원일당진료비 : 진료비(계)/입내원일수</li> <li>- 요양급여일당진료비 : 진료비(계)/요양급여일수</li> </ul> </li> </ul>
관련부서	건강보험심사평가원 급여정보분석실(☎ 033-739-2112)



<b>통계표 명</b>	<b>제Ⅳ-3표 월별 진료비 심사실적(계/의료기관 및 보건기관/약국)</b>
<b>개 요</b>	○ 건강보험 진료비의 월별 이용현황 파악
<b>작성기준</b>	○ 대상 : 건강보험 심사청구명세서
<b>용어정의</b>	<ul style="list-style-type: none"> <li>○ 청구건수 : 요양기관에서 환자를(에게) 진료(투약)한 후 건강보험 진료비 청구방법에 의거 작성한 진료비 명세서건수</li> <li>○ 입내원일수 : 진료비 청구명세서에 기재된 건강보험 환자가 실제로 요양기관에 방문 또는 입원한 일수</li> <li>○ 요양급여일수 : 입내원일수에 원내투약일수를 포함한 일수. 단, 내원과 투약이 중복된 날은 1일로 산정. 약국처방전의 요양급여일수는 투약일수를 의미 함.</li> <li>○ 진료비(요양급여비용) : 건강보험 요양급여에 소요된 총비용으로서 비급여·지정 진료 등의 비용은 포함되지 않으며, 보험자인 공단과 환자 본인이 나누어 부담</li> <li>○ 급여비(보험자부담금) : 진료비 총액 중에서 보험자인 공단이 부담한 금액</li> <li>○ 지표산출식 <ul style="list-style-type: none"> <li>- 건당입내원일수 : 입내원일수/청구건수</li> <li>- 건당요양급여일수 : 요양급여일수/청구건수</li> <li>- 건당진료비 : 진료비(계)/청구건수</li> <li>- 건당급여비 : 급여비/청구건수</li> <li>- 입내원일당진료비 : 진료비(계)/입내원일수</li> <li>- 요양급여일당진료비 : 진료비(계)/요양급여일수</li> <li>- 입내원일당급여비 : 급여비/입내원일수</li> <li>- 요양급여일당급여비: 급여비/요양급여일수</li> </ul> </li> </ul>
<b>관련부서</b>	건강보험심사평가원 급여정보분석실(☎ 033-739-2112)

통계표 명	제Ⅳ-4-1~17표 요양기관소재지별 진료비 심사실적
개 요	○ 건강보험 요양기관소재지 기준의 진료비를 수록하여 의과, 치과, 한방, 약국의 이용현황 파악
작성기준	○ 대상 : 건강보험 심사청구명세서
용어정의	<ul style="list-style-type: none"> <li>○ 17개 시도 : 요양기관소재지 기준</li> <li>○ 청구건수 : 요양기관에서 환자를(에게) 진료(투약)한 후 건강보험 진료비 청구방법에 의거 작성한 진료비 명세서건수</li> <li>○ 입내원일수 : 진료비 청구명세서에 기재된 건강보험 환자가 실제로 요양기관에 방문 또는 입원한 일수</li> <li>○ 요양급여일수 : 입내원일수에 원내투약일수를 포함한 일수. 단, 내원과 투약이 중복된 날은 1일로 산정. 약국처방건의 요양급여일수는 투약일수를 의미 함.</li> <li>○ 원외처방횟수 : 의료기관 및 보건기관에서 원외처방전을 발행한 횟수</li> <li>○ 원외처방일수 : 원외처방전에 의하여 조제투약 하도록 처방한 일수</li> <li>○ 진료비(요양급여비용) : 건강보험 요양급여에 소요된 총비용으로서 비급여·지정 진료 등의 비용은 포함되지 않으며, 보험자인 공단과 환자 본인이 나누어 부담</li> <li>○ 급여비(보험자부담금) : 진료비 총액 중에서 보험자인 공단이 부담한 금액</li> <li>○ 지표산출식 <ul style="list-style-type: none"> <li>- 원외처방률(외래) : 원외처방횟수/입내원일수</li> <li>- 원외처방횟수당처방일수 : 원외처방일수/원외처방횟수</li> <li>- 건당입내원일수 : 입내원일수/청구건수</li> <li>- 건당진료비 : 진료비(계)/청구건수</li> <li>- 입내원일당진료비 : 진료비(계)/입내원일수</li> <li>- 요양급여일당진료비 : 진료비(계)/요양급여일수</li> </ul> </li> </ul>
관련부서	건강보험심사평가원 급여정보분석실(☎ 033-739-2112)

통계표 명	제Ⅳ-5표 의원급 표시과목별 진료비 심사실적(계/입원/외래)
개 요	○ 건강보험 의원 표시과목별 이용현황 파악
작성기준	○ 대상 : 건강보험 의원급 의료기관의 심사청구명세서
용어정의	<p>○ 표시과목 : 요양기관 명칭에 표시한 개설자의 전문과목으로 요양기관현황 신고 기준임</p> <p>- 일반의 : 일반의(비전문의)와 전문과목미표시 전문의가 개설한 의원임</p> <p>※ 전문과목미표시 전문의 : 기관명칭에 전문과목을 표시하지 않은 전문의 개설 의원</p> <p>※ 일반의 : 일반의(비전문의) 개설의원과 법인 개설 등 의원</p> <p>○ 청구건수 : 요양기관에서 환자를(에게) 진료(투약)한 후 건강보험 진료비 청구 방법에 의거 작성한 진료비 명세서건수</p> <p>○ 입내원일수 : 진료비 청구명세서에 기재된 건강보험 환자가 실제로 요양기관에 방문 또는 입원한 일수</p> <p>○ 요양급여일수 : 입내원일수에 원내투약일수를 포함한 일수. 단, 내원과 투약이 중복된 날은 1일로 산정. 약국처방전의 요양급여일수는 투약일수를 의미 함</p> <p>○ 원외처방횟수 : 의료기관 및 보건기관에서 원외처방전을 발행한 횟수</p> <p>○ 원외처방일수 : 원외처방전에 의하여 조제투약 하도록 처방한 일수</p> <p>○ 진료비(요양급여비용) : 건강보험 요양급여에 소요된 총비용으로서 비급여·지정 진료 등의 비용은 포함되지 않으며, 보험자인 공단과 환자 본인이 나누어 부담</p> <p>○ 급여비(보험자부담금) : 진료비 총액 중에서 보험자인 공단이 부담한 금액</p> <p>○ 지표산출식</p> <ul style="list-style-type: none"> <li>- 원외처방률 : 원외처방횟수/입내원일수</li> <li>- 원외처방횟수당처방일수 : 원외처방일수/원외처방횟수</li> <li>- 건당입내원일수 : 입내원일수/청구건수</li> <li>- 건당진료비 : 진료비(계)/청구건수</li> <li>- 건당급여비 : 급여비/청구건수</li> <li>- 입내원일당진료비 : 진료비(계)/입내원일수</li> <li>- 요양급여일당진료비 : 진료비(계)/요양급여일수</li> </ul>
관련부서	건강보험심사평가원 급여정보분석실(☎ 033-739-2112)

통계표 명	제Ⅳ-6-1표 입내원일당 진료비 크기별 진료실적(입원)
개 요	○ 건강보험 의료기관 및 보건기관을 이용한 대상자들이 입원/외래 진료시 발생하는 진료비의 구간에 따른 이용 규모 파악
작성기준	○ 대상 : 건강보험 심사청구명세서
용어정의	<p>○ 청구건수 : 요양기관에서 환자를(에게) 진료(투약)한 후 건강보험 진료비 청구방법에 의거 작성한 진료비 명세서건수</p> <p>○ 입내원일수 : 진료비 청구명세서에 기재된 건강보험 환자가 실제로 요양기관에 방문 또는 입원한 일수</p> <p>○ 요양급여일수 : 입내원일수에 원내투약일수를 포함한 일수. 단, 내원과 투약이 중복된 날은 1일로 산정. 약국처방건의 요양급여일수는 투약일수를 의미 함</p> <p>○ 원외처방횟수 : 의료기관 및 보건기관에서 원외처방전을 발행한 횟수</p> <p>○ 원외처방일수 : 원외처방전에 의하여 조제투약 하도록 처방한 일수</p> <p>○ 진료비(요양급여비용) : 건강보험 요양급여에 소요된 총비용으로서 비급여·지정 진료 등의 비용은 포함되지 않으며, 보험자인 공단과 환자 본인이 나누어 부담</p> <p>○ 급여비(보험자부담금) : 진료비 총액 중에서 보험자인 공단이 부담한 금액</p>
관련부서	건강보험심사평가원 급여정보분석실(☎ 033-739-2112)

통계표 명	제Ⅳ-6-2표 입내원일당 진료비 크기별 진료실적(외래)
개 요	○ 건강보험 의료기관 및 보건기관을 이용한 대상자들이 입원/외래 진료시 발생하는 진료비의 구간에 따른 이용 규모 파악
작성기준	○ 대상 : 건강보험 심사청구명세서
용어정의	<ul style="list-style-type: none"> <li>○ 청구건수 : 요양기관에서 환자를(에게) 진료(투약)한 후 건강보험 진료비 청구방법에 의거 작성한 진료비 명세서건수</li> <li>○ 입내원일수 : 진료비 청구명세서에 기재된 건강보험 환자가 실제로 요양기관에 방문 또는 입원한 일수</li> <li>○ 요양급여일수 : 입내원일수에 원내투약일수를 포함한 일수. 단, 내원과 투약이 중복된 날은 1일로 산정. 약국처방건의 요양급여일수는 투약일수를 의미 함</li> <li>○ 원외처방횟수 : 의료기관 및 보건기관에서 원외처방전을 발행한 횟수</li> <li>○ 원외처방일수 : 원외처방전에 의하여 조제투약 하도록 처방한 일수</li> <li>○ 진료비(요양급여비용) : 건강보험 요양급여에 소요된 총비용으로서 비급여·지정 진료 등의 비용은 포함되지 않으며, 보험자인 공단과 환자 본인이 나누어 부담</li> <li>○ 급여비(보험자부담금) : 진료비 총액 중에서 보험자인 공단이 부담한 금액</li> </ul>
관련부서	건강보험심사평가원 급여정보분석실(☎ 033-739-2112)

통계표 명	제Ⅳ-7표 진료내역 항목별 진료비 심사실적
개 요	○ 건강보험 대상자들이 의료기관 및 보건기관에서 진료 받은 후 심사청구한 명세서의 청구항목에 따른 진료비의 분포
작성기준	○ 대상 : 건강보험 심사청구명세서
용어정의	<p>○ 10대 항목</p> <ul style="list-style-type: none"> <li>- 의과, 치과, 보건의료원의 청구명세서에서 “진찰료”항부터 “특수영상진단료”항까지 11개항에 청구 들어온 항목</li> </ul> <p>○ 10대 항목별 금액</p> <ul style="list-style-type: none"> <li>- 구성비 : 2022년 1월~12월 전자문서 및 전산매체 청구기관의 진료실적</li> <li>- 금액 : 전자문서 및 전산매체 청구기관의 구성비를 토대로 서면청구분을 포함한 전체 진료비총액에 해당하는 금액을 추정 함</li> </ul> <p>※ 혈액료 및 수혈료는 주사료에 포함되어 있으며, 2016년부터 선별급여를 구분하여 산출함</p> <p>※ 건강보험심사평가원에 심사청구되는 형태는 전자문서(EDI,청구포털), 전산매체(디스켓,CD), 서면(종이)서식에 의한 방법으로 청구되고 있음</p> <ul style="list-style-type: none"> <li>- 건강보험 청구가 발생한 전체 100,294개소 중 서면 청구기관은 48개소임</li> </ul>
관련부서	건강보험심사평가원 급여정보분석실(☎ 033-739-2112)

통계표 명	제Ⅳ-8표 처방일수별 요양기관종별 원외처방횟수
개 요	○ 건강보험 대상자들이 의료기관 및 보건기관에서 교부받은 원외처방전의 처방 일수에 따른 원외처방전건수(횟수)의 분포 현황
작성기준	○ 대상 : 건강보험 심사청구명세서, 의료기관 및 보건기관에서 발행한 원외처방전
용어정의	○ 원외처방횟수 : 의료기관 및 보건기관에서 원외처방전을 발행한 횟수 ○ 처방일수 : 원외처방전에 의하여 조제투약하도록 처방한 일수
관련부서	건강보험심사평가원 급여정보분석실(☎ 033-739-2112)

통계표 명	제Ⅳ-9표 질병군 범주별(DRG) 진료비 심사실적
개 요	○ 포괄수가가 적용되는 7개 질병군에 대한 입원 진료실적을 작성
작성기준	○ 대상 : 포괄수가제 적용대상 7개질병군 요양급여비용 청구 명세서
용어정의	<p>○ 포괄수가제: 포괄수가제(DRG, Diagnosis Related Group Payment System)는 치료과정이 비슷한 질병군(환자군)별로 제공된 의료서비스의 종류와 관계없이 미리 책정된 정액진료비를 지불하는 일종의 '입원진료비 정액제'임</p> <p>○ 포괄수가제 적용대상 질병군: 수정체 수술, 편도 및 아데노이드 절제술, 충수절제술, 서혜 및 대퇴부 탈장 수술, 항문 및 항문 주위 수술, 자궁 및 자궁부속기 수술, 제왕절개분만</p> <p>○ 질병군: 진단명, 수술명 등을 이용하여 입원 환자들을 의료자원 소모와 임상적 의미 측면에서 유사한 그룹으로 분류한 그룹</p> <p>○ 청구건수 : 요양기관에서 환자를(에게) 진료(투약)한 후 건강보험 진료비 청구 방법에 의거 작성한 진료비 명세서건수</p> <p>○ 입내원일수 : 진료비 청구명세서에 기재된 건강보험 환자가 실제로 요양기관에 입원한 일수</p> <p>○ 요양급여일수 : 내원일수에 원내투약일수를 포함한 일수. 단, 내원과 투약이 중복된 날은 1일로 산정. 약국처방건의 요양일수는 투약일수를 의미 함</p> <p>○ 진료비(요양급여비용) : 건강보험 요양급여에 소요된 총비용으로서 비급여·지정 진료 등의 비용은 포함되지 않으며, 보험자인 공단과 환자 본인이 나누어 부담</p> <p>○ 급여비(보험자부담금) : 진료비 총액 중에서 보험자인 공단이 부담한 금액</p> <p>※ 2021년 심사실적부터 국민건강보험법 시행령 제18조의4에 따른 선별급여비용 포함(진료비, 급여비)</p> <p>○ 지표산출식</p> <ul style="list-style-type: none"> <li>- 건당입내원일수 : 입내원일수/청구건수</li> <li>- 건당진료비 : 진료비(계)/청구건수</li> <li>- 건당급여비 : 급여비/청구건수</li> <li>- 입내원일당진료비 : 진료비(계)/입내원일수</li> <li>- 요양급여일당진료비 : 진료비(계)/요양급여일수</li> </ul>
관련부서	건강보험심사평가원 포괄수가실(☎ 033-739-1216)



통계표 명	제Ⅳ-10표 질병군 세부 분류별 진료비 심사실적
개 요	○ 포괄적인 행위가 적용되는 7개 질병군 그룹을 질병군분류(코드)별로 작성
작성기준	○ 대상 : 포괄수가제 적용대상 7개질병군 요양급여비용 청구 명세서
용어정의	<p>○ 질병군 분류 기호 : 질병군을 알파벳과 숫자를 이용하여 기호로 나타낸 것으로, 4자리까지가 기본적 분류이며, 필요에 따라 연령 및 중증도를 구분하는 경우 5~6자리까지 표기함</p> <p>○ 청구건수 : 요양기관에서 환자를(에게) 진료(투약)한 후 건강보험 진료비 청구 방법에 의거 작성한 진료비 명세서건수</p> <p>○ 입내원일수 : 진료비 청구명세서에 기재된 건강보험 환자가 실제로 요양기관에 입원한 일수</p> <p>○ 요양급여일수 : 내원일수에 원내투약일수를 포함한 일수. 단, 내원과 투약이 중복된 날은 1일로 산정. 약국처방건의 요양일수는 투약일수를 의미 함</p> <p>○ 진료비(요양급여비용) : 건강보험 요양급여에 소요된 총비용으로서 비급여·지정 진료 등의 비용은 포함되지 않으며, 보험자인 공단과 환자 본인이 나누어 부담</p> <p>○ 급여비(보험자부담금) : 진료비 총액 중에서 보험자인 공단이 부담한 금액</p> <p>※ 2021년 심사실적부터 국민건강보험법 시행령 제18조의4에 따른 선별급여비용 포함 (진료비, 급여비)</p> <p>○ 지표산출식</p> <ul style="list-style-type: none"> <li>- 건당입내원일수 : 입내원일수/청구건수</li> <li>- 건당진료비 : 진료비(계)/청구건수</li> <li>- 건당급여비 : 급여비/청구건수</li> <li>- 입내원일당진료비 : 진료비(계)/입내원일수</li> <li>- 요양급여일당진료비 : 진료비(계)/요양급여일수</li> </ul>
관련부서	건강보험심사평가원 포괄수가실(☎ 033-739-1216)

통계표 명	제Ⅳ-11표 방문일당 약제비 크기별 진료비 심사실적(처방조제)
개 요	○ 건강보험 대상자들이 약국에서 처방조제를 받은 진료비의 현황으로 약국방문일당 약제비 규모에 따른 처방조제현황을 파악할 수 있음
작성기준	○ 대상 : 건강보험 약국 청구명세서(처방조제)
용어정의	<p>○ 청구건수 : 약국에서 환자에게 처방조제한 후 건강보험 진료비 청구방법에 의거 작성한 진료비 명세서건수</p> <p>○ 방문일수 : 건강보험 환자가 실제로 약국에 방문한 일수</p> <p>○ 요양급여일수 : 약국에서 처방조제 받은 투약일수를 의미 함</p> <p>○ 진료비(요양급여비용) : 약국에서 처방조제에 들어간 비용으로 약사의 “조제료 등 행위료”와 “약품비”를 포함한 총비용으로 비급여는 포함하지 않음</p> <p>○ 급여비(보험자부담금) : 진료비 총액 중에서 보험자인 공단이 부담한 금액</p> <p>○ 지표산출식</p> <ul style="list-style-type: none"> <li>- 건당방문일수 : 방문일수/청구건수</li> <li>- 건당투약일수 : 투약일수/청구건수</li> <li>- 건당진료비: 진료비(계)/청구건수</li> <li>- 건당급여비 : 급여비/청구건수</li> <li>- 방문일당진료비 : 진료비(계)/방문일수</li> <li>- 투약일당진료비 : 진료비(계)/투약일수</li> <li>- 방문일당급여비 : 급여비/방문일수</li> <li>- 투약일당급여비 : 급여비/투약일수</li> </ul>
관련부서	건강보험심사평가원 급여정보분석실(☎ 033-739-2112)

통계표 명	제Ⅳ-12표 방문일당 약제비 크기별 진료비 심사실적(직접조제)
개 요	○ 건강보험 대상자들이 약국에서 직접조제를 받은 진료비의 현황으로 약국방문일당 약제비 규모에 따른 직접조제현황을 파악할 수 있음
작성기준	○ 대상 : 건강보험 약국 청구명세서 중 의약분업 예외지역에서 직접조제 투약하는 경우
용어정의	<ul style="list-style-type: none"> <li>○ 청구건수 : 약국에서 환자에게 직접조제한 후 건강보험 진료비 청구방법에 의거 작성한 진료비 명세서건수</li> <li>○ 방문일수 : 건강보험 환자가 실제로 약국에 방문한 일수</li> <li>○ 요양급여일수 : 약국에서 직접조제 받은 “투약일수”를 의미 함</li> <li>○ 진료비(요양급여비용) : 약국에서 처방조제에 들어간 비용으로 약사의 “조제료 등 행위료”와 “약품비”를 포함한 총비용으로 비급여는 포함하지 않음</li> <li>○ 급여비(보험자부담금) : 진료비 총액 중에서 보험자인 공단이 부담한 금액</li> <li>○ 지표산출식 <ul style="list-style-type: none"> <li>- 건당방문일수 : 방문일수/청구건수</li> <li>- 건당투약일수 : 투약일수/청구건수</li> <li>- 건당진료비: 진료비(계)/청구건수</li> <li>- 건당급여비 : 급여비/청구건수</li> <li>- 방문일당진료비 : 진료비(계)/방문일수</li> <li>- 투약일당진료비 : 진료비(계)/투약일수</li> <li>- 방문일당급여비 : 급여비/방문일수</li> <li>- 투약일당급여비 : 급여비/투약일수</li> </ul> </li> </ul>
관련부서	건강보험심사평가원 급여정보분석실(☎ 033-739-2112)

<b>통계표 명</b>	<b>제Ⅳ-13표 투약일수별 처방전발행기관종별 원외처방전건수</b>
<b>개 요</b>	○ 건강보험 대상자들이 약국에서 처방조제를 받은 현황으로 처방전을 발행한 의료기관 및 보건기관 규모별 원외처방전건수 현황
<b>작성기준</b>	○ 대상 : 건강보험 약국 청구명세서
<b>용어정의</b>	○ 건강보험 대상자들이 약국에서 처방조제를 받은 현황으로 처방전을 발행한 의료기관 및 보건기관 규모별 처방전건수 현황 - 약국에서 환자에게 처방조제한 후 건강보험 진료비 청구방법에 의거 작성한 진료비 명세서건수
<b>관련부서</b>	건강보험심사평가원 급여정보분석실(☎ 033-739-2112)

<b>통계표 명</b>	<b>제Ⅳ-14표 치과 소재지별 요양기관종별 진료비 심사실적</b>
<b>개 요</b>	○ 건강보험 대상자들이 치과 입원/외래 이용시 발생하는 진료비의 현황
<b>작성기준</b>	○ 대상 : 건강보험 치과 청구명세서
<b>용어정의</b>	<p>○ 청구건수 : 요양기관에서 환자를(에게) 진료(투약)한 후 건강보험 진료비 청구방법에 의거 작성한 진료비 명세서건수</p> <p>○ 입내원일수 : 진료비 청구명세서에 기재된 건강보험 환자가 실제로 요양기관에 방문 또는 입원한 일수</p> <p>○ 진료비(요양급여비용) : 건강보험 요양급여에 소요된 총비용으로서 비급여·지정 진료 등의 비용은 포함되지 않으며, 보험자인 공단과 환자 본인이 나누어 부담</p> <p>○ 급여비(보험자부담금) : 진료비 총액 중에서 보험자인 공단이 부담한 금액</p> <p>※ 시도는 요양기관 소재지 기준임</p>
<b>관련부서</b>	건강보험심사평가원 급여정보분석실(☎ 033-739-2112)

통계표 명	제Ⅳ-15표 치과 연령별 성별 진료비 심사실적
개 요	○ 건강보험 대상자들이 치과 입원/외래 이용시 발생하는 진료비의 현황
작성기준	○ 대상 : 건강보험 치과 청구명세서
용어정의	<p>○ 청구건수 : 요양기관에서 환자를(에게) 진료(투약)한 후 건강보험 진료비 청구방법에 의거 작성한 진료비 명세서건수</p> <p>○ 입내원일수 : 진료비 청구명세서에 기재된 건강보험 환자가 실제로 요양기관에 방문 또는 입원한 일수</p> <p>○ 요양급여일수 : 입내원일수에 원내투약일수를 포함한 일수. 단, 내원과 투약이 중복된 날은 1일로 산정. 약국처방건의 요양급여일수는 투약일수를 의미 함</p> <p>○ 진료비(요양급여비용) : 건강보험 요양급여에 소요된 총비용으로서 비급여·지정 진료 등의 비용은 포함되지 않으며, 보험자인 공단과 환자 본인이 나누어 부담</p> <p>○ 급여비(보험자부담금) : 진료비 총액 중에서 보험자인 공단이 부담한 금액</p> <p>○ 지표산출식</p> <ul style="list-style-type: none"> <li>- 원외처방률 : 원외처방횟수/입내원일수</li> <li>- 원외처방횟수당처방일수 : 원외처방일수/원외처방횟수</li> <li>- 건당입내원일수 : 입내원일수/청구건수</li> <li>- 건당진료비 : 진료비(계)/청구건수</li> <li>- 입내원일당진료비 : 진료비(계)/입내원일수</li> <li>- 요양급여일당진료비 : 진료비(계)/요양급여일수</li> </ul>
관련부서	건강보험심사평가원 급여정보분석실(☎ 033-739-2112)

<b>통계표 명</b>	<b>제Ⅳ-16표 한방 소재지별 요양기관종별 진료비 심사실적</b>
<b>개 요</b>	○ 건강보험 대상자들이 한방 입원/외래 이용시 발생하는 진료비의 현황
<b>작성기준</b>	○ 대상 : 건강보험 한방 청구명세서
<b>용어정의</b>	<p>○ 청구건수 : 요양기관에서 환자를(에게) 진료(투약)한 후 건강보험 진료비 청구방법에 의거 작성한 진료비 명세서건수</p> <p>○ 입내원일수 : 진료비 청구명세서에 기재된 건강보험 환자가 실제로 요양기관에 방문 또는 입원한 일수</p> <p>○ 진료비(요양급여비용) : 건강보험 요양급여에 소요된 총비용으로서 비급여·지정 진료 등의 비용은 포함되지 않으며, 보험자인 공단과 환자 본인이 나누어 부담</p> <p>○ 급여비(보험자부담금) : 진료비 총액 중에서 보험자인 공단이 부담한 금액</p> <p>※ 시도는 요양기관 소재지 기준임</p>
<b>관련부서</b>	건강보험심사평가원 급여정보분석실(☎ 033-739-2112)

통계표 명	제Ⅳ-17표 한방 연령별 성별 진료비 심사실적
개 요	○ 건강보험 대상자들이 한방 입원/외래 이용시 발생하는 진료비의 현황
작성기준	○ 대상 : 건강보험 한방 청구명세서
용어정의	<ul style="list-style-type: none"> <li>○ 청구건수 : 요양기관에서 환자를(에게) 진료(투약)한 후 건강보험 진료비 청구방법에 의거 작성한 진료비 명세서건수</li> <li>○ 입내원일수 : 진료비 청구명세서에 기재된 건강보험 환자가 실제로 요양기관에 방문 또는 입원한 일수</li> <li>○ 진료비(요양급여비용) : 건강보험 요양급여에 소요된 총비용으로서 비급여·지정 진료 등의 비용은 포함되지 않으며, 보험자인 공단과 환자 본인이 나누어 부담</li> <li>○ 급여비(보험자부담금) : 진료비 총액 중에서 보험자인 공단이 부담한 금액</li> <li>○ 지표산출식 <ul style="list-style-type: none"> <li>- 건당입내원일수 : 입내원일수/청구건수</li> <li>- 건당진료비 : 진료비(계)/청구건수</li> <li>- 건당급여비 : 급여비/청구건수</li> <li>- 입내원일당진료비 : 진료비(계)/입내원일수</li> <li>- 요양급여일당진료비 : 진료비(계)/요양급여일수</li> </ul> </li> </ul>
관련부서	건강보험심사평가원 급여정보분석실(☎ 033-739-2112)



통계표 명	제Ⅳ-18표 약국 조제행위별 진료비 심사실적
개 요	○ 건강보험 대상자들이 약국에서 조제 받은 후 심사청구한 명세서의 청구항목에 따른 진료비의 분포
작성기준	○ 대상 : 건강보험 약국 청구명세서 ○ 범위 및 지역 : 전국
용어정의	<p>○ 약국 조제행위별 청구 항목</p> <ul style="list-style-type: none"> <li>- 약국 청구명세서에서 ‘약국관리료’, ‘조제기본료’, ‘복약지도료’, ‘조제료’, ‘의약품관리료’, ‘야간조제관리료’</li> <li>※ 야간조제관리료 2017.1.1. 신설</li> </ul> <p>○ 약국 청구 항목별 금액</p> <ul style="list-style-type: none"> <li>- 구성비 : 2022년 1월~12월 전자문서 및 전산매체 청구기관의 진료실적</li> <li>- 금액 : 전자문서 및 전산매체 청구기관의 구성비를 토대로 서면 청구분을 포함한 전체 진료비총액에 해당하는 금액을 추정 함</li> <li>※ 건강보험심사평가원에 심사청구되는 형태는 전자문서(EDI, 청구포털), 전산매체(디스켓,CD), 서면(종이)서식에 의한 방법으로 청구되고 있음</li> <li>- 건강보험 청구가 발생한 전체 약국 24,343개소 중 서면 청구기관은 6개소임</li> </ul>
관련부서	건강보험심사평가원 급여정보분석실(☎ 033-739-2112)

통계표 명	제Ⅳ-19표 요양기관 종별 분만 진료비 심사실적
개 요	○ 자연분만 및 제왕절개 분만 청구건수를 요양기관 종별로 연도별 추이를 파악할 수 있도록 함
작성기준	○ 대상 : 분만분류별 수가코드가 발생한 청구명세서
용어정의	<p>○ 분만분류 : 자연분만(브이백 포함), 제왕절개</p> <p>○ 자연분만 및 제왕절개 내역이 함께 발생한 경우 제왕절개로 분류</p> <p>○ 자연분만(브이백 포함)</p> <p>- 수가코드 : R3131, R3133, R3136, R3138, R3141, R3143, R3146, R3148, R4351, R4353, R4356, R4358, R4361, R4362, RA311, RA312, RA313, RA314, RA315, RA316, RA317, RA318, RA361, RA362, RA431, RA432, RA433, RA434, 브이백(R4380, RA380)</p> <p>- 조산원 : 초산, 경산, 골반위만출술</p> <p>○ 제왕절개</p> <p>- 수가코드 : R4507, R4508, R4509, R4510, R4514, R4516, R4517, R4518, R4519, R4520, R5001, R5002</p>
관련부서	건강보험심사평가원 급여정보분석실(☎ 033-739-2112)

<b>통계표 명</b>	<b>제Ⅳ-20표 요양기관소재지별 분만 진료비 심사실적</b>
<b>개 요</b>	○ 자연분만 및 제왕절개 분만 청구건수를 지역별(요양기관 소재지)로 연도별 추이를 파악할 수 있도록 함
<b>작성기준</b>	○ 대상 : 분만분류별 수가코드가 발생한 청구명세서
<b>용어정의</b>	<p>○ 분만분류 : 자연분만(브이백 포함), 제왕절개</p> <p>○ 자연분만 및 제왕절개 내역이 함께 발생한 경우 제왕절개로 분류</p> <p>○ 자연분만(브이백 포함)</p> <p>- 수가코드 : R3131, R3133, R3136, R3138, R3141, R3143, R3146, R3148, R4351, R4353, R4356, R4358, R4361, R4362, RA311, RA312, RA313, RA314, RA315, RA316, RA317, RA318, RA361, RA362, RA431, RA432, RA433, RA434, 브이백(R4380, RA380)</p> <p>- 조산원 : 초산, 경산, 골반위만출술</p> <p>○ 제왕절개</p> <p>- 수가코드 : R4507, R4508, R4509, R4510, R4514, R4516, R4517, R4518, R4519, R4520, R5001, R5002</p>
<b>관련부서</b>	건강보험심사평가원 급여정보분석실(☎ 033-739-2112)

통계표 명	제Ⅳ-21표 초·경산별 분만 진료비 심사실적
개 요	○ 자연분만 및 제왕절개 분만 청구건수를 초·경산별로 파악할 수 있도록 함
작성기준	○ 대상 : 분만분류별 수가코드가 발생한 청구명세서 중 초·경산이 확인되는 건
용어정의	<p>○ 분만분류 : 자연분만(브이백 포함), 제왕절개</p> <p>○ 자연분만 및 제왕절개 내역이 함께 발생한 경우 제왕절개로 분류</p> <p>○ 자연분만(브이백 포함)</p> <p>- 초산 : R3131, R3133, R3141, R3143, R4351, R4353, R4361, RA311, RA312, RA315, RA316, RA361, RA431, RA432, 조산원 초산</p> <p>- 경산 : R3136, R3138, R3146, R3148, R4356, R4358, R4362, R4380, RA313, RA314, RA317, RA318, RA362, RA380, RA433, RA434, 조산원 경산</p> <p>○ 제왕절개</p> <p>- 초산 : R4507, R4509, R4517, R4519, R5001</p> <p>- 경산 : R4508, R4510, R4514, R4516, R4518, R4520, R5002</p>
관련부서	건강보험심사평가원 급여정보분석실(☎ 033-739-2112)

<b>통계표 명</b>	<b>제Ⅳ-22표 암 상병별 진료비 심사실적(입원)</b>
<b>개 요</b>	○ 암 상병별 평균 1인당 진료비 및 입원일수 현황 수록(입원)
<b>작성기준</b>	○ 대상 : 건강보험 심사청구 입원 명세서 ○ 종별 : 상급종합병원, 종합병원, 요양(정신)병원, 의원, 보건기관 등
<b>용어정의</b>	<p>※ 악성신생물 상병: C00~C97, D00~D09, D37~D48(3단상병 기준)</p> <p>※ 보건기관 등: 조산원, 보건소, 보건지소, 보건의료원, 보건진료소</p> <p>○ 진료실인원 : 건강보험 환자 중 실제 진료받은 환자수(중복제거)</p> <p>○ 입내원일수 : 진료비 청구명세서에 기재된 건강보험 환자가 실제로 요양기관에 방문 또는 입원한 일수</p> <p>○ 진료비(요양급여비용) : 건강보험 요양급여에 소요된 총비용으로서 비급여·지정 진료 등의 비용은 포함되지 않으며, 보험자인 공단과 환자 본인이 나누어 부담</p> <p>○ 지표산출식</p> <ul style="list-style-type: none"> <li>- 1인당 진료비 : 진료비/진료실인원</li> <li>- 1인당 입내원일수 : 입내원일수/진료실인원</li> </ul>
<b>관련부서</b>	건강보험심사평가원 급여정보분석실(☎ 033-739-2112)

통계표 명	제Ⅳ-23표 암 상병별 진료비 심사실적(외래)
개 요	○ 암 상병별 평균 1인당 진료비 및 입내원일수 현황(외래)
작성기준	○ 대상 : 건강보험 심사청구 외래 명세서 ○ 종별 : 상급종합병원, 종합병원, 요양(정신)병원, 의원, 보건기관 등
용어정의	<p>※ 악성신생물 상병: C00~C97, D00~D09, D37~D48(3단상병 기준)</p> <p>※ 보건기관 등: 조산원, 보건소, 보건지소, 보건의료원, 보건진료소</p> <p>○ 진료실인원 : 건강보험 가입자 중 실제 진료받은 환자수(중복제거)</p> <p>○ 입내원일수 : 진료비 청구명세서에 기재된 건강보험 환자가 실제로 요양기관에 방문 또는 입원한 일수</p> <p>○ 진료비(요양급여비용) : 건강보험 요양급여에 소요된 총비용으로서 비급여지정 진료 등의 비용은 포함되지 않으며, 보험자인 공단과 환자 본인이 나누어 부담</p> <p>○ 지표산출식</p> <ul style="list-style-type: none"> <li>- 1인당 진료비 : 진료비/진료실인원</li> <li>- 1인당 입내원일수 : 입내원일수/진료실인원</li> </ul>
관련부서	건강보험심사평가원 급여정보분석실(☎ 033-739-2112)

제V편

# 요양급여 적정성평가

Quality Assessment





통계표 명	제V-1표 요양기관종별 약제평가 항목별 지표
개 요	<ul style="list-style-type: none"> <li>○ 요양기관 종별 약제평가 항목별 지표 현황 수록</li> <li>- 약제평가 항목인 주사제 처방률, 처방건당 약품목수, 투약일당 약품비 현황을 파악할 수 있도록 함</li> </ul>
작성기준	<ul style="list-style-type: none"> <li>○ 대상: 건강보험 외래 요양급여비용 명세서 중 약제 처방내역</li> <li>○ 범위 및 지역: 전국</li> </ul>
용어정의	<ul style="list-style-type: none"> <li>○ 주사제 처방률: 내원일당 주사제를 처방한 빈도를 나타내는 지표로 처방률 30%는 100회 내원 시 주사제 30회 발생을 의미</li> <li>○ 처방건당약품목수: 처방 1회당 평균적으로 발생된 약제 품목수를 의미</li> <li>○ 투약일당 약품비: 투약 1일당 평균적으로 소요되는 약품비를 의미</li> </ul>
관련부서	건강보험심사평가원 평가실(☎ 033-739-4565~7)

통계표 명	제V-2표 의원 표시과목별 약제평가 항목별 지표
개 요	<ul style="list-style-type: none"> <li>○ 의원 표시과목별 약제평가 항목별 지표 현황 수록</li> <li>- 약제평가 항목인 주사제 처방률, 처방건당 약품목수, 투약일당 약품비 현황을 파악할 수 있도록 함</li> </ul>
작성기준	<ul style="list-style-type: none"> <li>○ 대상: 건강보험 외래 요양급여비용 명세서 중 약제 처방내역</li> <li>○ 범위 및 지역: 의원급, 전국</li> </ul>
용어정의	<ul style="list-style-type: none"> <li>○ 주사제 처방률: 내원일당 주사제를 처방한 빈도를 나타내는 지표로 처방률 30%는 100회 내원 시 주사제 30회 발생을 의미</li> <li>○ 처방건당약품목수: 처방 1회당 평균적으로 발생된 약제 품목수를 의미</li> <li>○ 투약일당 약품비: 투약 1일당 평균적으로 소요되는 약품비를 의미</li> </ul>
관련부서	건강보험심사평가원 평가실(☎ 033-739-4565~7)

통계표 명	제V-3표 다발생 질병별 약제평가 항목별 지표
개 요	<ul style="list-style-type: none"> <li>○ 요양기관종별/다발생 질병별 약제평가 항목별 지표 현황 수록</li> <li>- 약제평가 항목인 주사제 처방률, 처방건당 약품목수, 투약일당 약품비 현황을 파악할 수 있도록 함</li> </ul>
작성기준	<ul style="list-style-type: none"> <li>○ 대상: 건강보험 외래 요양급여비용 명세서 중 약제 처방내역</li> <li>○ 범위 및 지역: 전국</li> </ul>
용어정의	<ul style="list-style-type: none"> <li>○ 주사제 처방률: 내원일당 주사제를 처방한 빈도를 나타내는 지표로 처방률 30%는 100회 내원 시 주사제 30회 발생을 의미</li> <li>○ 처방건당약품목수: 처방 1회당 평균적으로 발생된 약제 품목수를 의미</li> <li>○ 투약일당 약품비: 투약 1일당 평균적으로 소요되는 약품비를 의미</li> <li>○ 다발생 질병: 질병분류기호에 따라 요양급여비용 명세서건수를 내림차순으로 정렬</li> </ul>
관련부서	건강보험심사평가원 평가실(☎ 033-739-4565~7)

통계표 명	제V-4표 의원 표시과목별 다발생 질병별 약제평가 항목별 지표
개 요	<ul style="list-style-type: none"> <li>○ 의원표시과목별/다발생 질병별 약제평가 항목별 지표 현황 수록</li> <li>- 약제평가 항목인 주사제 처방률, 처방건당 약품목수, 투약일당 약품비 현황을 파악할 수 있도록 함</li> </ul>
작성기준	<ul style="list-style-type: none"> <li>○ 대상: 건강보험 외래 요양급여비용 명세서 중 약제 처방내역</li> <li>○ 범위 및 지역: 의원급, 전국</li> </ul>
용어정의	<ul style="list-style-type: none"> <li>○ 주사제 처방률: 내원일당 주사제를 처방한 빈도를 나타내는 지표로 처방률 30%는 100회 내원 시 주사제 30회 발생을 의미</li> <li>○ 처방건당약품목수: 처방 1회당 평균적으로 발생된 약제 품목수를 의미</li> <li>○ 투약일당 약품비: 투약 1일당 평균적으로 소요되는 약품비를 의미</li> <li>○ 다발생 질병: 질병분류기호에 따라 요양급여비용 명세서건수를 내림차순으로 정렬</li> </ul>
관련부서	건강보험심사평가원 평가실(☎ 033-739-4565~7)

통계표 명	제V-5-1표 요양기관종별 항생제 처방률										
개 요	<p>○ 호흡기계상병에 투여된 항생제 처방률 현황 수록</p> <p>- 급성상기도감염, 급성하기도감염 외 항생제 처방률 현황을 요양기관종별로 파악할 수 있도록 함</p>										
작성기준	<p>○ 대상: 건강보험 외래 요양급여비용 명세서 중 약제 처방내역</p> <p>○ 범위 및 지역: 전국</p>										
용어정의	<p>○ 항생제 처방률: 내원일당 항생제를 처방한 빈도를 나타내는 지표로 처방률 30%는 100회 내원 시 항생제 30회 발생을 의미</p> <p>○ 상병코드: 한국표준질병·사인분류 중분류 기준</p> <table data-bbox="412 826 1277 1076"> <tr> <th>구 분</th><th>상병코드</th></tr> <tr> <td>호 흡 기 계 상 병</td><td>J00 ~ J47</td></tr> <tr> <td>급 성 상 기 도 감 염</td><td>J00 ~ J06</td></tr> <tr> <td>급 성 하 기 도 감 염</td><td>J20 ~ J22</td></tr> <tr> <td>그 외 호 흡 기 계</td><td>J09 ~ J18, J30 ~ J47</td></tr> </table>	구 분	상병코드	호 흡 기 계 상 병	J00 ~ J47	급 성 상 기 도 감 염	J00 ~ J06	급 성 하 기 도 감 염	J20 ~ J22	그 외 호 흡 기 계	J09 ~ J18, J30 ~ J47
구 분	상병코드										
호 흡 기 계 상 병	J00 ~ J47										
급 성 상 기 도 감 염	J00 ~ J06										
급 성 하 기 도 감 염	J20 ~ J22										
그 외 호 흡 기 계	J09 ~ J18, J30 ~ J47										
관련부서	건강보험심사평가원 평가실(☎ 033-739-4565~7)										

통계표 명	제V-5-2표 의원 표시과목별 항생제 처방률										
개 요	<ul style="list-style-type: none"> <li>○ 호흡기계상병에 투여된 항생제 처방률 현황 수록</li> <li>- 급성상기도감염, 급성하기도감염 외 항생제 처방률 현황을 의원표시과목 별로 파악할 수 있도록 함</li> </ul>										
작성기준	<ul style="list-style-type: none"> <li>○ 대상: 건강보험 외래 요양급여비용 명세서 중 약제 처방내역</li> <li>○ 범위 및 지역: 의원급, 전국</li> </ul>										
용어정의	<ul style="list-style-type: none"> <li>○ 항생제 처방률: 내원일당 항생제를 처방한 빈도를 나타내는 지표로 처방률 30%는 100회 내원 시 항생제 30회 발생을 의미</li> <li>○ 상병코드: 한국표준질병·사인분류 중분류 기준 <table border="1"> <thead> <tr> <th>구 분</th><th>상병코드</th></tr> </thead> <tbody> <tr> <td>호 흡 기 계 상 병</td><td>J00 ~ J47</td></tr> <tr> <td>급 성 상 기 도 감 염</td><td>J00 ~ J06</td></tr> <tr> <td>급 성 하 기 도 감 염</td><td>J20 ~ J22</td></tr> <tr> <td>그 외 호 흡 기 계</td><td>J09 ~ J18, J30 ~ J47</td></tr> </tbody> </table> </li> </ul>	구 분	상병코드	호 흡 기 계 상 병	J00 ~ J47	급 성 상 기 도 감 염	J00 ~ J06	급 성 하 기 도 감 염	J20 ~ J22	그 외 호 흡 기 계	J09 ~ J18, J30 ~ J47
구 분	상병코드										
호 흡 기 계 상 병	J00 ~ J47										
급 성 상 기 도 감 염	J00 ~ J06										
급 성 하 기 도 감 염	J20 ~ J22										
그 외 호 흡 기 계	J09 ~ J18, J30 ~ J47										
관련부서	건강보험심사평가원 평가실(☎ 033-739-4565~7)										

통계표 명	제V-6표 의원 소재지별 약제평가 항목별 지표
개요	<ul style="list-style-type: none"> <li>○ 약제평가 항목별 지표에 대한 의원 시도별 현황 수록 <ul style="list-style-type: none"> <li>- 급성상기도감염 항생제처방률, 급성하기도감염 항생제처방률, 주사제 처방률, 처방건당 약품목수 현황을 파악할 수 있도록 함</li> </ul> </li> </ul>
작성기준	<ul style="list-style-type: none"> <li>○ 대상: 건강보험 외래 요양급여비용 명세서 중 약제 처방내역</li> <li>○ 범위 및 지역: 의원급, 전국</li> </ul>
용어정의	<ul style="list-style-type: none"> <li>○ 항생제 처방률: 내원일당 항생제를 처방한 빈도를 나타내는 지표로 처방률 30%는 100회 내원 시 항생제 30회 발생을 의미</li> <li>○ 주사제 처방률: 내원일당 주사제를 처방한 빈도를 나타내는 지표로 처방률 30%는 100회 내원 시 주사제 30회 발생을 의미</li> <li>○ 처방건당약품목수: 처방 1회당 평균적으로 발생된 약제 품목수를 의미</li> <li>○ 급성상기도감염(상병코드: J00~J06)</li> <li>○ 급성하기도감염(상병코드: J20~J22) <ul style="list-style-type: none"> <li>- 한국표준질병·사인분류 중분류를 기준으로 하여 주상병 기준</li> </ul> </li> </ul>
관련부서	건강보험심사평가원 평가실(☎ 033-739-4565~7)





제VI편

# 질병통계

Diseases Statistics



통계표 명	제VI-1표 22대 분류별 진료현황
개 요	○ 건강보험 22대분류별 현황을 통하여 질병별 진료환자 규모와 추이를 파악하고자함
작성기준	<ul style="list-style-type: none"> <li>○ 대상: 건강보험 대상자 중 수진당시의 급여이용자</li> <li>○ 진료일 기준(2022년 1월 ~ 2023년 4월까지의 요양급여비용 지급분 반영) <ul style="list-style-type: none"> <li>※ 2015년부터 발체기준 변경(지급일 기준→진료일 기준)되었으며, 2020년도 자료까지는 다음해 6월까지의 요양급여비용 지급분을 반영함</li> </ul> </li> <li>○ 건강보험 급여실적(의료급여, 비급여 제외)</li> <li>○ 주상병 기준, 한방제외, 요양급여일수·진료비·급여비는 약국포함</li> </ul>
용어정의	<ul style="list-style-type: none"> <li>○ 22대 분류: 이환명태의 전 영역을 포함할 수 있는 상호 독립적인 22개 항목으로 구성되어 있음</li> <li>○ 진료실인원수: 건강보험 가입자 중 실제 진료 받은 환자 수</li> <li>○ 입내원일수: 진료비청구명세서상에 기재된 건강보험 환자가 실제로 요양기관에 방문 또는 입원한 일수</li> <li>○ 요양급여일수: 내원일수에 원내 투약일수를 포함한 일수 단,내원과 투약이 중복된 날은 1일로 산정</li> <li>○ 진료비: 공단부담금(기관부담금)과 본인부담금을 더한 금액 (요양급여비용 총액)</li> <li>○ 급여비: 요양급여비용 총액에서 보험자인 공단이 부담한 금액</li> </ul>
관련부서	국민건강보험공단 빅데이터전략본부 통계관리부(☎ 033-736-2469)

통계표 명	제VI-2표 298질병분류별 연령별 진료현황(총계)
개 요	<ul style="list-style-type: none"> <li>○ 건강보험 298질병분류별 현황을 통하여 연령별 진료환자 규모와 추이를 파악하고자함</li> </ul>
작성기준	<ul style="list-style-type: none"> <li>○ 대상: 건강보험 대상자 중 수진당시의 급여이용자</li> <li>○ 진료일 기준(2022년 1월 ~ 2023년 4월까지의 요양급여비용 지급분 반영) <ul style="list-style-type: none"> <li>※ 2015년부터 발체기준 변경(지급일 기준→진료일 기준)되었으며, 2020년도 자료까지는 다음해 6월까지의 요양급여비용 지급분을 반영함</li> </ul> </li> <li>○ 건강보험 급여실적(의료급여, 비급여 제외)</li> <li>○ 주상병 기준, 한방제외, 요양급여일수·진료비·급여비는 약국포함</li> </ul>
용어정의	<ul style="list-style-type: none"> <li>○ 298질병분류: 이환명태의 전 영역을 포함할 수 있는 상호 독립적인 298개 항목으로 구성되어 있음.</li> <li>○ 진료실인원수: 건강보험 가입자 중 실제 진료 받은 환자 수</li> <li>○ 입내원일수: 진료비청구명세서상에 기재된 건강보험 환자가 실제로 요양기관에 방문 또는 입원한 일수</li> <li>○ 요양급여일수: 내원일수에 원내 투약일수를 포함한 일수 단, 내원과 투약이 중복된 날은 1일로 산정</li> <li>○ 진료비: 공단부담금(기관부담금)과 본인부담금을 더한 금액 (요양급여비용 총액)</li> <li>○ 급여비: 요양급여비용 총액에서 보험자인 공단이 부담한 금액</li> </ul>
관련부서	국민건강보험공단 빅데이터전략본부 통계관리부(☎ 033-736-2469)

통계표 명	제VI-3표 질병소분류별 다빈도 상병 진료현황(계/남자/여자)
개 요	<ul style="list-style-type: none"> <li>○ 건강보험 다빈도상병 500순위 진료현황을 통하여 상병 변동추이를 비교할 수 있음</li> </ul>
작성기준	<ul style="list-style-type: none"> <li>○ 대상: 건강보험 대상자 중 수진당시의 급여이용자</li> <li>○ 진료일 기준(2022년 1월 ~ 2023년 4월까지의 요양급여비용 지급분 반영) <ul style="list-style-type: none"> <li>※ 2015년부터 발체기준 변경(지급일 기준→진료일 기준)되었으며, 2020년도 자료까지는 다음해 6월까지의 요양급여비용 지급분을 반영함</li> </ul> </li> <li>○ 건강보험 급여실적(의료급여, 비급여 제외)</li> <li>○ 주상병 기준, 한방제외, 요양급여일수·진료비·급여비는 약국포함</li> </ul>
용어정의	<ul style="list-style-type: none"> <li>○ 다빈도: 연간 진료인원이 가장 많은 상병</li> <li>○ 진료실인원수: 건강보험 가입자 중 실제 진료 받은 환자 수</li> <li>○ 입내원일수: 진료비청구명세서상에 기재된 건강보험 환자가 실제로 요양기관에 방문 또는 입원한 일수</li> <li>○ 요양급여일수: 내원일수에 원내 투약일수를 포함한 일수 단, 내원과 투약이 중복된 날은 1일로 산정</li> <li>○ 진료비: 공단부담금(기관부담금)과 본인부담금을 더한 금액 (요양급여비용 총액)</li> <li>○ 급여비: 요양급여비용 총액에서 보험자인 공단이 부담한 금액</li> </ul>
관련부서	국민건강보험공단 빅데이터전략본부 통계관리부(☎ 033-736-2469)

통계표 명	제Ⅵ-4표 질병소분류별 입원 다빈도 상병 진료현황 (계/남자/여자)
개 요	○ 건강보험 다빈도상병 500순위 진료현황을 통하여 상병 변동추이를 비교할 수 있음
작성기준	○ 대상: 건강보험 대상자 중 수진당시의 급여이용자 ○ 진료일 기준(2022년 1월 ~ 2023년 4월까지의 요양급여비용 지급분 반영) ※ 2015년부터 발체기준 변경(지급일 기준→진료일 기준)되었으며, 2020년도 자료까지는 다음해 6월까지의 요양급여비용 지급분을 반영함 ○ 건강보험 급여실적(의료급여, 비급여 제외) ○ 주상병 기준, 한방제외, 요양급여일수·진료비·급여비는 약국포함
용어정의	○ 다빈도: 연간 진료인원이 가장 많은 상병 ○ 진료실인원수: 건강보험 가입자 중 실제 진료 받은 환자 수 ○ 입내원일수: 진료비청구명세서상에 기재된 건강보험 환자가 실제로 요양기관에 방문 또는 입원한 일수 ○ 요양급여일수: 내원일수에 원내 투약일수를 포함한 일수 단, 내원과 투약이 중복된 날은 1일로 산정 ○ 진료비: 공단부담금(기관부담금)과 본인부담금을 더한 금액 (요양급여비용 총액) ○ 급여비: 요양급여비용 총액에서 보험자인 공단이 부담한 금액
관련부서	국민건강보험공단 빅데이터전략본부 통계관리부(☎ 033-736-2469)

통계표 명	제VI-5표 질병소분류별 외래 다빈도 상병 진료현황 (계/남자/여자)
개 요	○ 건강보험 다빈도상병 500순위 진료현황을 통하여 상병 변동추이를 비교할 수 있음
작성기준	○ 대상: 건강보험 대상자 중 수진당시의 급여이용자 ○ 진료일 기준(2022년 1월 ~ 2023년 4월까지의 요양급여비용 지급분 반영) ※ 2015년부터 발체기준 변경(지급일 기준→진료일 기준)되었으며, 2020년도 자료까지는 다음해 6월까지의 요양급여비용 지급분을 반영함 ○ 건강보험 급여실적(의료급여, 비급여 제외) ○ 주상병 기준, 한방제외, 요양급여일수·진료비·급여비는 약국포함
용어정의	○ 다빈도: 연간 진료인원이 가장 많은 상병 ○ 진료실인원수: 건강보험 가입자 중 실제 진료 받은 환자 수 ○ 입내원일수: 진료비청구명세서상에 기재된 건강보험 환자가 실제로 요양기관에 방문 또는 입원한 일수 ○ 요양급여일수: 내원일수에 원내 투약일수를 포함한 일수 단, 내원과 투약이 중복된 날은 1일로 산정 ○ 진료비: 공단부담금(기관부담금)과 본인부담금을 더한 금액 (요양급여비용 총액) ○ 급여비: 요양급여비용 총액에서 보험자인 공단이 부담한 금액
관련부서	국민건강보험공단 빅데이터전략본부 통계관리부(☎ 033-736-2469)

통계표 명	제Ⅵ-6표 한방 22대 분류별 진료현황
개 요	○ 건강보험 22대분류별 현황을 통하여 질병별 진료환자 규모와 추이를 파악하고자함
작성기준	<p>○ 대상: 건강보험 대상자 중 수진당시의 급여이용자</p> <p>○ 진료일 기준(2022년 1월 ~ 2023년 4월까지의 요양급여비용 지급분 반영)</p> <p>※ 2015년부터 발체기준 변경(지급일 기준→진료일 기준)되었으며, 2020년도 자료까지는 다음해 6월까지의 요양급여비용 지급분을 반영함</p> <p>○ 건강보험 급여실적(의료급여, 비급여 제외)</p> <p>○ 주상병 기준</p>
용어정의	<p>○ 22대분류: 이환명태의 전 영역을 포함할 수 있는 상호 독립적인 22개 항목으로 구성되어 있음.</p> <p>○ 진료실인원수: 건강보험 가입자 중 실제 진료 받은 환자 수</p> <p>○ 입내원일수: 진료비청구명세서상에 기재된 건강보험 환자가 실제로 요양기관에 방문 또는 입원한 일수</p> <p>○ 요양급여일수: 내원일수에 원내 투약일수를 포함한 일수 단, 내원과 투약이 중복된 날은 1일로 산정</p> <p>○ 진료비: 공단부담금(기관부담금)과 본인부담금을 더한 금액 (요양급여비용 총액)</p> <p>○ 급여비: 요양급여비용 총액에서 보험자인 공단이 부담한 금액</p>
관련부서	국민건강보험공단 빅데이터전략본부 통계관리부(☎ 033-736-2469)



통계표 명	제VI-7표 질병소분류별 다빈도 상병 진료현황(한방) 제VI-8표 질병소분류별 입원 다빈도 상병 진료현황(한방) 제VI-9표 질병소분류별 외래 다빈도 상병 진료현황(한방)
개 요	○ 건강보험 다빈도상병 100순위 한방 진료현황을 통하여 상병 변동추이를 비교할 수 있음
작성기준	○ 대상: 건강보험대상자 중 수진당시의 한방 급여이용자 ○ 진료일 기준(2022년 1월 ~ 2023년 4월까지의 요양급여비용 지급분 반영) ※ 2015년부터 발체기준 변경(지급일 기준→진료일 기준)되었으며, 2020년도 자료까지는 다음해 6월까지의 요양급여비용 지급분을 반영함 ○ 건강보험 급여실적(의료급여, 비급여 제외) ○ 주상병 기준
용어정의	○ 다빈도: 연간 진료인원이 가장 많은 상병 ○ 진료실인원수: 건강보험 가입자 중 실제 진료 받은 환자 수 ○ 입내원일수: 진료비청구명세서상에 기재된 건강보험 환자가 실제로 요양기관에 방문 또는 입원한 일수 ○ 요양급여일수: 내원일수에 원내 투약일수를 포함한 일수 단, 내원과 투약이 중복된 날은 1일로 산정 ○ 진료비: 공단부담금(기관부담금)과 본인부담금을 더한 금액 (요양급여비용 총액) ○ 급여비: 요양급여비용 총액에서 보험자인 공단이 부담한 금액
관련부서	국민건강보험공단 빅데이터전략본부 통계관리부(☎ 033-736-2469)

통계표 명	제VI-10표 노인 65세이상 질병소분류별 다빈도 상병 진료현황 제VI-11표 노인 65세이상 질병소분류별 입원 다빈도 상병 진료현황 제VI-12표 노인 65세이상 질병소분류별 외래 다빈도 상병 진료현황
개 요	○ 건강보험 다빈도상병 100순위 진료현황을 통하여 상병 변동추이를 비교할 수 있음(남자 100순위, 여자 100순위)
작성기준	○ 대상: 건강보험 대상자 중 수진당시의 급여이용자 ○ 진료일 기준(2022년 1월 ~ 2023년 4월까지의 요양급여비용 지급분 반영) ※ 2015년부터 발체기준 변경(지급일 기준→진료일 기준)되었으며, 2020년도 자료까지는 다음해 6월까지의 요양급여비용 지급분을 반영함 ○ 건강보험 급여실적(의료급여, 비급여 제외) ○ 주상병 기준, 한방제외, 요양급여일수·진료비·급여비는 약국포함
용어정의	○ 다빈도: 연간 진료인원이 가장 많은 상병 ○ 진료실인원수: 건강보험 가입자 중 실제 진료 받은 환자 수 ○ 입내원일수: 진료비청구명세서상에 기재된 건강보험 환자가 실제로 요양기관에 방문 또는 입원한 일수 ○ 요양급여일수: 내원일수에 원내 투약일수를 포함한 일수 단, 내원과 투약이 중복된 날은 1일로 산정 ○ 진료비: 공단부담금(기관부담금)과 본인부담금을 더한 금액 (요양급여비용 총액) ○ 급여비: 요양급여비용 총액에서 보험자인 공단이 부담한 금액
관련부서	국민건강보험공단 빅데이터전략본부 통계관리부(☎ 033-736-2469)

통계표 명	제VI-13표 노인 65세이상 질병소분류별 다빈도 상병 진료현황(한방) 제VI-14표 노인 65세이상 질병소분류별 입원 다빈도 상병 진료현황(한방) 제VI-15표 노인 65세이상 질병소분류별 외래 다빈도 상병 진료현황(한방)
개 요	○ 건강보험 다빈도상병 100순위 한방 진료현황을 통하여 상병 변동추이를 비교할 수 있음(남자 50순위, 여자 50순위)
작성기준	○ 대상: 건강보험대상자 중 수진당시의 한방 급여이용자 ○ 진료일 기준(2022년 1월 ~ 2023년 4월까지의 요양급여비용 지급분 반영) ※ 2015년부터 발체기준 변경(지급일 기준→진료일 기준)되었으며, 2020년도 자료까지는 다음해 6월까지의 요양급여비용 지급분을 반영함 ○ 건강보험 급여실적(의료급여, 비급여 제외) ○ 주상병 기준
용어정의	○ 다빈도: 연간 진료인원이 가장 많은 상병 ○ 진료실인원수: 건강보험 가입자 중 실제 진료 받은 환자 수 ○ 입내원일수: 진료비청구명세서상에 기재된 건강보험 환자가 실제로 요양기관에 방문 또는 입원한 일수 ○ 요양급여일수: 내원일수에 원내 투약일수를 포함한 일수 단, 내원과 투약이 중복된 날은 1일로 산정 ○ 진료비: 공단부담금(기관부담금)과 본인부담금을 더한 금액 (요양급여비용 총액) ○ 급여비: 요양급여비용 총액에서 보험자인 공단이 부담한 금액
관련부서	국민건강보험공단 빅데이터전략본부 통계관리부(☎ 033-736-2469)

통계표 명	제VI-16표 시도별 신규 중증(암)등록환자의 암유형별 등록인원 현황		
개 요	○ 시도별 현황을 수록하여 본인일부부담금 산정특례에 관한 기준(복지부고시)에 따라 공단에 등록 신청한 인원수 파악하고자 함		
작성기준	○ 대상: 중증(암)등록 신규 신청자 ○ 사망자, 재등록자 포함 ○ 중증(암) 등록환자의 주민등록주소지 기준		
용어정의	○ 등록인원: 본인일부부담금 산정특례에 관한 기준에 따라 등록신청한 자		
	○ 암유형별 상병코드		
	상병명	상병코드	상병명
	상병코드		
	폐암	C33-C34	중피성연조직암
			C45-C49
	위암	C16	난소암
			C56
	간암	C22	전립샘암
			C61
	대장암	C18-C20	신장암
			C64
	유방암	C50	신우암
			C65
	자궁경부암	C53	요관암
			C66
	입술구강암	C00-C14	방광암
			C67
	식도암	C15	뇌암
			C71
	당낭암	C23	비호지킨림프종
			C82-C85
	담도암	C24	다발성골수종
			C90
	췌장암	C25	백혈병
			C91-C95
	후두암	C32	갑상샘(선)암
			C73
	소장암	C17	기타암
	뼈 및 관절연골암	C40-C41	
	피부암	C43-C44	
			C21,C26-31,C37-39,C51-52,C54-55,C57-58,C60,C62,C63,C68-70,C72,C74-81,C86,C88,C96-97,D00-D09,D32-D33,D37-D48
관련부서	국민건강보험공단 빅데이터전략본부 통계관리부(☎ 033-736-2469)		

통계표 명	제VI-17표 시도별 신규 중증(암)등록환자의 암유형별 진료인원 현황																																																												
개 요	○ 건강보험 암보장성이 강화함에 따라, 보험급여율이 지속적으로 증가하고 있으며, 시도별 현황을 수록하여, 암 진료비의 규모를 파악하고자 함																																																												
작성기준	○ 객체: 중증(암)등록 신규 신청자의 급여이용 ○ 중증(암)등록환자의 주민등록 주소지 기준, 사망자, 재등록자 포함																																																												
용어정의	○ 신규 암 등록인원 중 진료실인원수: 건강보험 가입자 중 신규 등록한 중증(암)환자 중에서 1년간 실제 진료 받은 환자 수																																																												
	○ 암유형별 상병코드																																																												
	<table><tr><th>상병명</th><th>상병코드</th><th>상병명</th><th>상병코드</th></tr><tr><td>폐암</td><td>C33-C34</td><td>중피성연조직암</td><td>C45-C49</td></tr><tr><td>위암</td><td>C16</td><td>난소암</td><td>C56</td></tr><tr><td>간암</td><td>C22</td><td>전립샘암</td><td>C61</td></tr><tr><td>대장암</td><td>C18-C20</td><td>신장암</td><td>C64</td></tr><tr><td>유방암</td><td>C50</td><td>신우암</td><td>C65</td></tr><tr><td>자궁경부암</td><td>C53</td><td>요관암</td><td>C66</td></tr><tr><td>입술구강암</td><td>C00-C14</td><td>방광암</td><td>C67</td></tr><tr><td>식도암</td><td>C15</td><td>뇌암</td><td>C71</td></tr><tr><td>당낭암</td><td>C23</td><td>비호지킨림프종</td><td>C82-C85</td></tr><tr><td>담도암</td><td>C24</td><td>다발성골수종</td><td>C90</td></tr><tr><td>췌장암</td><td>C25</td><td>백혈병</td><td>C91-C95</td></tr><tr><td>후두암</td><td>C32</td><td>갑상샘(선)암</td><td>C73</td></tr><tr><td>소장암</td><td>C17</td><td rowspan="3">기타암</td><td rowspan="3">C21,C26-31,C37-39,C51-52,C54-55,C57-58,C60,C62,C63,C68-70,C72,C74-81,C86,C88,C96-97,D00-D09,D32-D33,D37-D48</td></tr><tr><td>뼈 및 관절연골암</td><td>C40-C41</td></tr><tr><td>피부암</td><td>C43-C44</td></tr></table>	상병명	상병코드	상병명	상병코드	폐암	C33-C34	중피성연조직암	C45-C49	위암	C16	난소암	C56	간암	C22	전립샘암	C61	대장암	C18-C20	신장암	C64	유방암	C50	신우암	C65	자궁경부암	C53	요관암	C66	입술구강암	C00-C14	방광암	C67	식도암	C15	뇌암	C71	당낭암	C23	비호지킨림프종	C82-C85	담도암	C24	다발성골수종	C90	췌장암	C25	백혈병	C91-C95	후두암	C32	갑상샘(선)암	C73	소장암	C17	기타암	C21,C26-31,C37-39,C51-52,C54-55,C57-58,C60,C62,C63,C68-70,C72,C74-81,C86,C88,C96-97,D00-D09,D32-D33,D37-D48	뼈 및 관절연골암	C40-C41	피부암	C43-C44
	상병명	상병코드	상병명	상병코드																																																									
	폐암	C33-C34	중피성연조직암	C45-C49																																																									
	위암	C16	난소암	C56																																																									
	간암	C22	전립샘암	C61																																																									
	대장암	C18-C20	신장암	C64																																																									
	유방암	C50	신우암	C65																																																									
	자궁경부암	C53	요관암	C66																																																									
	입술구강암	C00-C14	방광암	C67																																																									
	식도암	C15	뇌암	C71																																																									
	당낭암	C23	비호지킨림프종	C82-C85																																																									
	담도암	C24	다발성골수종	C90																																																									
	췌장암	C25	백혈병	C91-C95																																																									
	후두암	C32	갑상샘(선)암	C73																																																									
	소장암	C17	기타암	C21,C26-31,C37-39,C51-52,C54-55,C57-58,C60,C62,C63,C68-70,C72,C74-81,C86,C88,C96-97,D00-D09,D32-D33,D37-D48																																																									
뼈 및 관절연골암	C40-C41																																																												
피부암	C43-C44																																																												
관련부서	국민건강보험공단 빅데이터전략본부 통계관리부(☎ 033-736-2469)																																																												

통계표 명	제VI-18표 연령별 성별 신규 중증(암)등록환자의 진료현황
개 요	○ 건강보험 암보장성이 강화함에 따라, 보험급여율이 지속적으로 증가하고 있으며, 연령별 성별을 수록하여, 진료비 규모를 파악하고자 함
작성기준	○ 진료일 기준이며, 약국포함, 주민등록주소지 기준, 사망자, 재등록자 포함 ○ 해당년도에 국민건강보험공단에 신규로 등록한 신규 중증(암)환자의 진료기준
용어정의	○ 신규 암 등록인원 중 진료실인원수: 건강보험 가입자 중 신규 등록한 중증(암)환자 중에서 1년간 실제 진료 받은 환자 수 ○ 입내원일수: 진료비청구명세서상에 기재된 건강보험 환자가 실제로 요양기관에 방문 또는 입원한 일수 ○ 요양급여일수: 내원일수에 원내 투약일수를 포함한 일수 단, 내원과 투약이 중복된 날은 1일로 산정 ○ 진료비: 공단부담금(기관부담금)과 본인부담금을 더한 금액 (요양급여 비용 총액) ○ 급여비: 요양급여비용 총액에서 보험자인 공단이 부담한 금액
관련부서	국민건강보험공단 빅데이터전략본부 통계관리부(☎ 033-736-2469)

통계표 명	제Ⅵ-19표 요양기관시도별 신규 중증(암)등록환자의 암유형별 진료인원 현황			
개 요	○ 건강보험 암보장성이 강화함에 따라, 보험급여율이 지속적으로 증가하고 있으며, 요양기관시도별 현황을 수록하여, 암 진료비의 규모를 파악하고자 함			
작성기준	○ 객체: 신규 중증(암)등록 신청자의 급여 이용자 ○ 진료일 기준이며, 사망자, 재등록자 포함 ○ 약국포함, 요양기관 소재지 기준			
용어정의	○ 신규 암 등록인원 중 진료실인원수: 건강보험 가입자 중 신규 등록한 중증(암)환자 중에서 1년간 실제 진료 받은 환자			
	○ 암유형별 상병코드			
	상병명	상병코드	상병명	상병코드
	폐암	C33-C34	중피성연조직암	C45-C49
	위암	C16	난소암	C56
	간암	C22	전립샘암	C61
	대장암	C18-C20	신장암	C64
	유방암	C50	신우암	C65
	자궁경부암	C53	요관암	C66
	입술구강암	C00-C14	방광암	C67
	식도암	C15	뇌암	C71
	당낭암	C23	비호지킨림프종	C82-C85
	담도암	C24	다발성골수종	C90
	췌장암	C25	백혈병	C91-C95
	후두암	C32	갑상샘(선)암	C73
	소장암	C17	기타암	C21,C26-31,C37-39,C51-52,C54-55,C57-58,C60,C62,C63,C68-70,C72,C74-81,C86,C88,C96-97,D00-D09,D32-D33,D37-D48
	뼈 및 관절연골암	C40-C41		
	피부암	C43-C44		
	관련부서	국민건강보험공단 빅데이터전략본부 통계관리부(☎ 033-736-2469)		

통계표 명	제VI-20표 시도별 전체 중증(암)등록환자의 암유형별 등록인원 현황			
개요	○ 시도별 현황을 수록하여 본인일부부담금 산정특례에 관한 기준(복지부고시)에 따라, 2005년 9월부터 공단에 등록 신청한 인원 수 파악하고자 함			
작성기준	○ 대상: 2005년 9월부터 중증(암)등록 신청자 ○ 사망자 제외이며, 재등록자 포함 ○ 중증(암) 등록환자의 주민등록주소지 기준			
용어정의	○ 등록인원: 본인일부부담금 산정특례에 관한 기준에 따라 등록신청한 자			
	○ 암유형별 상병코드			
	상병명	상병코드	상병명	상병코드
	폐암	C33-C34	중피성연조직암	C45-C49
	위암	C16	난소암	C56
	간암	C22	전립샘암	C61
	대장암	C18-C20	신장암	C64
	유방암	C50	신우암	C65
	자궁경부암	C53	요관암	C66
	입술구강암	C00-C14	방광암	C67
	식도암	C15	뇌암	C71
	당낭암	C23	비호지킨림프종	C82-C85
	담도암	C24	다발성골수종	C90
	췌장암	C25	백혈병	C91-C95
	후두암	C32	갑상샘(선)암	C73
	소장암	C17	기타암	C21,C26-31,C37-39,C51-52,C54-55,C57-58,C60,C62,C63,C68-70,C72,C74-81,C86,C88,C96-97,D00-D09,D32-D33,D37-D48
	뼈 및 관절연골암	C40-C41		
	피부암	C43-C44		
	관련부서	국민건강보험공단 빅데이터전략본부 통계관리부(☎ 033-736-2469)		



통계표 명	제VI-21표 연령별 성별 전체 중증(암)등록환자의 진료현황
개 요	<ul style="list-style-type: none"> <li>○ 건강보험 암보장성이 강화함에 따라, 보험급여율이 지속적으로 증가하고 있으며, 연령별 성별을 수록하여, 암 진료비 규모를 파악하고자 함</li> </ul>
작성기준	<ul style="list-style-type: none"> <li>○ 대상: 2005년 9월부터 중증(암)등록 신청자의 급여이용</li> <li>○ 진료일 기준이며, 약국포함</li> <li>○ 중증(암)등록자의 주민등록주지 기준, 사망자 제외이며, 재등록자 포함</li> </ul>
용어정의	<ul style="list-style-type: none"> <li>○ 전체 암 등록인원 중 진료실인원수: 건강보험 가입자 중 2005년 9월부터 등록한 중증(암)환자 중에서 1년간 실제 진료 받은 환자 수</li> <li>○ 입내원일수: 진료비청구명세서상에 기재된 건강보험 환자가 실제로 요양기관에 방문 또는 입원한 일수</li> <li>○ 요양급여일수: 내원일수에 원내 투약일수를 포함한 일수 단, 내원과 투약이 중복된 날은 1일로 산정</li> <li>○ 진료비: 공단부담금(기관부담금)과 본인부담금을 더한 금액 (요양급여 비용 총액)</li> <li>○ 급여비: 요양급여비용 총액에서 보험자인 공단이 부담한 금액</li> </ul>
관련부서	국민건강보험공단 빅데이터전략본부 통계관리부(☎ 033-736-2469)

통계표 명	제VI-22표 중증질환 산정특례적용 연령별 성별 진료현황
개 요	○ 산정특례적용 기준으로 연령대별 성별을 수록하여, 환자수와 진료비 규모 파악 (본인일부부담금 산정특례에 관한 기준(2021.12.23. 제 2021-315호))
작성기준	○ 대상: 건강보험 2022년 진료분, 특정기호(V코드)로 발췌 ○ 진료일 기준이며, 연도말 연령 기준
용어정의	<p>○ 중증질환 산정특례적용 특정기호</p> <ul style="list-style-type: none"> <li>- 암 ... V193, V027</li> <li>- 뇌혈관 ... V191, V268, V275</li> <li>- 심장질환 ... V192</li> <li>- 희귀난치성 ... V코드 189개</li> <li>- 중증화상 ... V247~V250, V305, V306</li> <li>- 결핵 ... V000, V206, V246</li> <li>- 잠복결핵 ... V010</li> <li>- 중증외상 ... V273</li> <li>- 중증치매 ... V800, V810</li> </ul> <p>※ 추가되는 특정기호를 누적하여 발췌</p> <p>○ 입내원일수: 진료비청구명세서상에 기재된 건강보험 환자가 실제로 요양기관에 방문 또는 입원한 일수</p> <p>○ 요양급여일수: 내원일수에 원내 투약일수를 포함한 일수 단, 내원과 투약이 중복된 날은 1일로 산정</p> <p>○ 진료비: 공단부담금(기관부담금)과 본인부담금을 더한 금액 (요양급여 비용 총액)</p> <p>○ 급여비: 요양급여비용 총액에서 보험자인 공단이 부담한 금액</p>
관련부서	국민건강보험공단 빅데이터전략본부 통계관리부(☎ 033-736-2469)

통계표 명	제VI-23표 432분류별 다빈도 증상 약국 직접조제 실적
개 요	○ 건강보험 다빈도 상병 50순위 진료현황을 통하여 약국 조제실적 변동추이를 비교할 수 있음
작성기준	○ 대상: 건강보험 대상자 중 수진당시의 약국 급여이용자 ○ 진료일 기준이며, 주상병 기준 ○ 건강보험 급여실적(의료급여, 비급여 제외)
용어정의	○ 직접조제: 의료기관의 처방 없이 두 가지 이상의 의약품을 배합하거나 한가지의 의약품을 그대로 일정한 분량으로 나눔으로써 특정한 용법에 따라 특정인의 특정된 질병을 치료하거나 예방하는 등의 목적으로 사용 되도록 약국에서 직접 약제를 만드는 것 ○ 다빈도: 연간 약국 건수가 가장 많은 상병 ○ 투약일수: 질병에 알맞은 약을 지어 주거나 쓰는 일수 ○ 진료비: 공단부담금(기관부담금)과 본인부담금을 더한 금액 (요양급여비용 총액) ○ 급여비: 요양급여비용 총액에서 보험자인 공단이 부담한 금액
관련부서	국민건강보험공단 빅데이터전략본부 통계관리부☎ 033-736-2469)



## 건강보험통계연보 용어 변경 비교표

### ○ 변경연도: 2022 건강보험통계연보

연번	변경 전 용어	변경 후 용어	적용 통계표
1	요양급여실적, 요양급여비용 현황, 급여현황	진료현황	제Ⅲ편, 제Ⅵ편 통계표명
2	보험급여 실적, 현금급여 실적 (지급 기준 통계표)	보험급여 지급현황, 현금급여 지급현황	제Ⅲ편 통계표명
3	진료실인원	진료실인원수	제Ⅲ편, 제Ⅵ편
4	급여일수, 요양일수	요양급여일수	제Ⅲ편, 제Ⅳ편, 제Ⅵ편
5	내원일수	입내원일수	제Ⅲ편, 제Ⅳ편, 제Ⅵ편
6	요양급여비용	진료비	제Ⅲ편, 제Ⅳ편
7	수진기준	진료일 기준	제Ⅲ편, 제Ⅵ편 주석
8	질병명	상병명	제Ⅳ편
9	흉부외과	심장혈관흉부외과	제Ⅰ편, 제Ⅳ편



통계청 승인 제 920006호  
ISSN 1738-8945

---

## 2022 건강보험통계연보

발행일 : 2023년 11월  
발행인 : 정 기 석, 강 중 구  
발행처 : 국민건강보험공단, 건강보험심사평가원  
(우) 26464 강원도 원주시 건강로 32 (반곡동)  
(우) 26465 강원도 원주시 혁신로 60 (반곡동)

## 2022 National Health Insurance Statistical Yearbook

Published on November, 2023  
Publisher: Ki Suck Jung, Jung Gu Kang  
Published by National Health Insurance Service,  
Health Insurance Review & Assessment Service

32, Geongang-ro, Wonju-si, Gangwon-do, Korea  
60, Hyeoksin-ro, Wonju-si, Gangwon-do, Korea

---

인쇄 : 명인문화사 Tel : (02) 2279-6090