

발 간 등 록 번 호

11-1460736-000038-10

Health 건강한 청소년을 위한 즐거운 클릭!

ISSN 2005-2456

통계승인번호 11758

제8차(2012년)

# 청소년건강행태온라인조사 통계









## 발 간 사

청소년건강행태온라인조사는 우리나라 청소년의 건강행태 현황과 추이를 파악하기 위한 조사로, 국민건강증진법(제19조)을 근거로 실시하는 정부 승인통계(승인번호 11758호) 조사입니다. 본 조사는 2004년 「국가 만성병 감시체계 구축 계획」의 일환으로 도입되어, 2005년부터 매년 교육과학기술부, 보건복지부, 질병관리본부가 직접 수행하고 있습니다.

2012년에는 조사항목 및 조사시기가 변경되었습니다. 조사항목으로는 최근 문제가 되고 있는 폭력 영역을 추가하였으며, 조사시기는 기존 9월 조사를 6월로 변경하여 조사 당해연도에 결과를 공표할 수 있도록 하였습니다.

본 통계집은 2012년 조사 결과를 중심으로 기술하였으며, 최근 8년간의 건강행태 변화를 요약하면 다음과 같습니다.

### 흡 연

현재 흡연율은 중학생 7.2%, 일반계 고등학생 11.9%, 특성화계 고등학생 26.9%이었으며, 최근 8년간 남학생은 비슷한 수준이었으나, 여학생은 감소하는 경향이었습니다. 중1 학생의 중학교 입학 전 흡연 경험률은 8.1%, 매일 흡연율은 5.4%, 가정 내 간접흡연 노출률은 32.9%이었습니다. 현재 흡연하는 학생 중 47.6%(중학생 24.7%, 일반계 고등학생 56.7%, 특성화계 고등학생 59.7%)가 본인이 피운 담배를 편의점, 가게 등에서 구매하였으며, 담배 구매 학생 중 80.9%가 담배를 사려고 했을 때 구매할 수 있었습니다.

### 음 주

현재 음주율은 중학생 10.3%, 일반계 고등학생 24.5%, 특성화계 고등학생 40.5%이었으며, 최근 8년간 중·고등학교 남녀학생 모두 감소하는 경향이었습니다. 현재 음주하는 학생 중 31.0%(중학생 18.3%, 일반계 고등학생 35.5%, 특성화계 고등학생 35.3%)가 본인이 마신 술을 편의점이나 가게 등에서 구매하였으며, 주류 구매 시도 학생 중 82.6%(중학생 65.7%, 일반계 고등학생 87.3%, 특성화계 고등학생 88.5%)가 술을 사려고 했을 때 구매할 수 있었습니다.

### 신체활동, 식습관 및 비만

주3일 이상 격렬한 신체활동 실천율은 중학생 39.9%, 고등학생 27.5%으로 2011년 대비 중학교는 감소, 고등학교는 비슷한 수준이었다. 주중 1일 2시간 이상 앉아 있는 여가시간율은 중학생 50.0%, 일반계 고등학생 41.7%, 특성화계 고등학생 60.1%이었으며, 2011년 대비 약 7%p 감소하였습니다.

주5일 이상 아침식사 결식률은 중학생 24.2%, 일반계 고등학생 22.6%, 특성화계 고등학생 34.2%이었으며, 최근 8년간 중학생, 일반계 고등학생은 비슷한 수준이었으나, 특성화계 고등학생은 감소하는 경향이었습니다. 주3회 이상 탄산음료 섭취율은 24.3%로 2011년 대비 1.1%p 증가하였으나, 주3회 이상 패스트푸드 섭취율은 11.5%로 2011년과 비슷한 수준이었습니다.

비만율은 중학생 7.6%, 일반계 고등학생



10.1%, 특성화계 고등학생 12.6%이었으며, 최근 8년간 비슷한 수준이었습니다.

## 정신보건

스트레스 인지율은 중학생 38.9%, 일반계 고등학생 44.5%, 특성화계 고등학생 45.4%이었으며, 최근 8년간 중·고등학교 남녀학생 모두 감소하는 경향이었습니다. 최근 12개월 동안 2주 내내 일상생활을 중단할 정도로 슬프거나 절망감을 느낀 적이 있는 중학생은 28.2%, 일반계 고등학생 32.3%, 특성화계 고등학생 33.7%이었으며, 2006년 이후 중·고등학교 남녀학생 모두 감소하는 경향이었습니다.

## 손상예방

안전벨트 미착용률은 앞좌석 33.6%, 뒷좌석 83.1%, 고속버스 43.0%로 최근 4년간 지속적으로 감소하였으나, 여전히 높은 수준이었습니다.

## 구강보건 및 개인위생

학교에서 점심식사 후 칫솔질 실천율은 중학생 24.7%, 일반계 고등학생 57.0%, 특성화계 고등학생 35.7%로, 2007년 학교에서 점심식사 후 이닦기 실천 캠페인(학생건강증진대책) 후 지속적으로 증가하였으나, 2012년에 감소하였습니다.

손씻기 실천율은 학교가 집보다 낮았으며, 2009년 신종인플루엔자로 인해 증가하였다가 2010년 이후 감소하였습니다.

청소년의 건강행태 수준을 모니터링 하는 것은 건강 및 보건관련 정책 개발과 프로그램의 우선순위를 결정하는 데 있어서 가장 중요한 단계입니다. 이러한 의미에서 본 통계집이 청소년

건강증진사업 및 정책 개발과 더불어 관련 분야의 연구 활성화를 위한 근거자료로 활용되기를 기대합니다.

2012년 12월

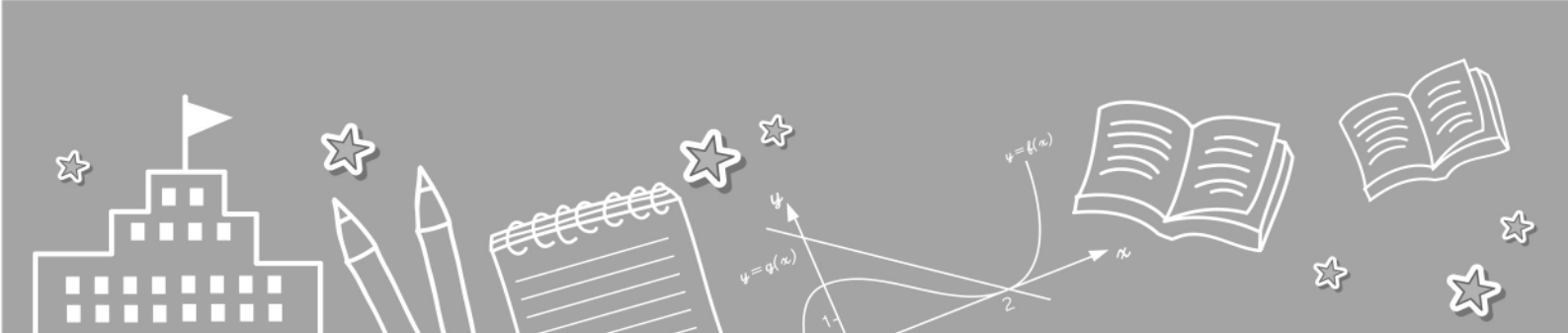
질병관리본부장 전병율



## 이용자를 위하여

1. 청소년건강행태온라인조사는 국민건강증진법(제19조)을 근거로 실시하는 정부 승인통계(승인번호 11758호) 조사로 본 통계집은 '12.6.1.~7.17.에 수행된 조사의 주요 결과입니다.
  2. 결과 제시 방법은 아래와 같습니다.
    - 1) 통계 결과는 가중치를 적용한 가중분을 또는 가중평균이며, 가중치는 추출률, 응답률, 모집단의 지역군별, 성별, 학교급별, 학년별 학생수를 반영하여 산출하였습니다.
    - 2) 조사자료의 논리적 오류 및 이상치를 결측값으로 처리하여 일부 지표에서 분석대상자수가 다를 수 있습니다.
    - 3) 지표정의가 변경된 경우는 변경된 지표정의로 재산출하여 결과표에 제시하였으므로 이전 연도에 발간된 보고서 값과 상이할 수 있으며, 설문문항 변경으로 인해 연도별 결과 비교시 주의를 요하는 경우는 결과표에 음영으로 표시하였습니다.
    - 4) 분율이 1%내외인 결과는(성행태, 약물 영역 등) 전체 결과만 제시하고 시도별 결과는 제시하지 않았습니다.
  3. 통계 해석 시 아래의 사항을 주의하시기 바랍니다.
    - 1) 제1차(2005년) 조사는 재학중인 중1~고2를 대상으로 하였고, 제2차(2006년) 조사 이후에는 재학중인 중1~고3을 대상으로 조사하였습니다.
    - 2) 제1차(2005년) 조사는 '05.10~11월에 조사하였고, 제2차(2006년) 조사~제7차(2011년) 조사는 해당연도의 9월에, 제8차(2012년) 조사는 해당연도의 6월에 조사하였습니다.
    - 3) 신장, 체중은 자기기입식 조사 자료입니다.
- ❖본 통계집은 홈페이지(<http://yhs.cdc.go.kr>)에서 다운로드 가능합니다.
- ❖문의사항은 질병관리본부 건강영양조사과(☎ 043-719-7508)로 연락주시기 바랍니다.





# 차 례

## 제 1 부 조사개요

I 조사개요 .....	1
II 자료분석 .....	6
III 참여현황 .....	8

## 제 2 부 주요 건강 통계

1 흡연 .....	12
2 음주 .....	16
3 비만 및 체중조절 .....	20
4 신체활동 .....	23
5 식습관 .....	24
6 손상예방 .....	28
7 성행태 .....	30
8 정신보건 .....	32
9 구강보건 .....	34
10 아토피·천식 .....	36
11 개인위생 .....	37

## 제 3 부 결 과 표

결과표 .....	39
-----------	----

## 제 4 부 부 록

부록1. 연도별 표본설계 지역군 .....	239
부록2. 조사 안내문 .....	241
부록3. 2012년 설문문항 빈도표 .....	243
부록4. 2012년 지표정의 .....	265
부록5. 연도별 설문문항 .....	307
부록6. 조사 수행 체계 .....	334

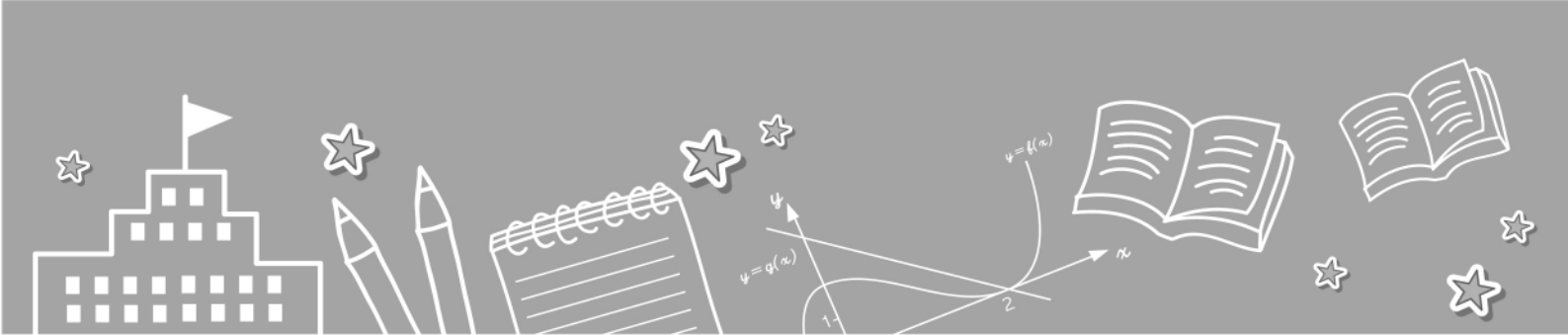




## 표·그림 차례

표1. 전국 중·고등학교 학교수 및 학생수 .....	3
표2. 연도별 표본 비교 .....	3
표3. 조사항목 .....	4
표4. 연도별 조사 참여율 .....	8
표5. 제8차(2012년) 조사 시·도별 참여율 .....	8
그림1. 추진체계 .....	1
그림2. 조사수행절차 .....	5
그림3. 흡연 영역 주요결과('12년) .....	13
그림4. 현재 흡연을 추이 .....	14
그림5. 현재 흡연자의 담배 구매율 추이 .....	14
그림6. 구매 시도자의 담배 구매 용이성 추이 .....	15
그림7. 주1일 이상 가정 내 간접흡연 노출률 추이 .....	15
그림8. 음주 영역 주요결과('12년) .....	17
그림9. 현재 음주를 추이 .....	18
그림10. 현재 음주자의 문제음주를 추이 .....	18
그림11. 현재 음주자의 주류 구매율 추이 .....	19
그림12. 구매 시도자의 주류 구매 용이성 추이 .....	19
그림13. 비만 및 체중조절 영역 주요결과('12년) .....	21
그림14. 월간 체중감소 시도율 추이 .....	21
그림15. 월간 부적절한 체중감소방법 시도율 추이 .....	22
그림16. 신체이미지 왜곡 인지율 추이 .....	22
그림17. 신체활동 영역 주요결과('12년) .....	23
그림18. 식습관 영역 주요결과('12년) .....	25
그림19. 주5일 이상 아침식사 결식률 추이 .....	26
그림20. 1일 1회 이상 과일 섭취율 추이 .....	26
그림21. 주3회 이상 탄산음료 섭취율 추이 .....	27
그림22. 주3회 이상 패스트푸드 섭취율 추이 .....	27
그림24. 앞좌석 안전벨트 미착용률 추이 .....	29
그림25. 성행태 영역 주요결과('12년) .....	31
그림26. 성관계 경험률 추이 .....	31
그림27. 정신보건 영역 주요결과('12년) .....	33
그림28. 스트레스 인지율 추이 .....	33
그림29. 구강보건 영역 주요결과('12년) .....	35
그림30. 학교에서 점심식사 후 칫솔질 실천율 추이 .....	35
그림31. 아토피·천식 영역 주요결과('12년) .....	36
그림32. 비누이용 손씻기 실천율 추이 .....	37






## 결과표 차례

결과표1. 일반적 특성 .....	43
결과표2. 평생 흡연 경험률 .....	44
결과표3. 현재 흡연을 .....	46
결과표4. 매일 흡연을 .....	48
결과표5. 월 20일 이상 흡연을 .....	50
결과표6. 하루 10개비 이상 흡연을 .....	52
결과표7. 중1 학생의 중학교 입학 전 흡연 경험률 .....	54
결과표8. 처음 흡연 경험 연령 .....	56
결과표9. 매일 흡연 시작 연령 .....	58
결과표10. 주1일 이상 가정 내 간접흡연 노출률 .....	60
결과표11. 현재 흡연자의 금연시도율 .....	62
결과표12. 현재 흡연자의 담배 구매율 .....	64
결과표13. 구매 시도자의 담배 구매 용이성 .....	66
결과표14. 현재 흡연자의 담배 구매 용이성 .....	68
결과표15. 연간 흡연예방 교육 경험률 .....	70
결과표16. 평생 음주 경험률 .....	72
결과표17. 현재 음주율 .....	74
결과표18. 중1 학생의 중학교 입학 전 음주 경험률 .....	76
결과표19. 처음 음주 경험 연령 .....	78
결과표20. 현재 음주자의 위험 음주율 .....	80
결과표21. 현재 음주자의 문제음주율 .....	82
결과표22. 현재 음주자의 주류 구매율 .....	84
결과표23. 구매 시도자의 주류 구매 용이성 .....	86
결과표24. 현재 음주자의 주류 구매 용이성 .....	88
결과표25. 연간 음주예방 교육 경험률 .....	90
결과표26. 비만율 .....	92
결과표27. 과체중률 .....	94
결과표28. 정상체중률 .....	96
결과표29. 월간 체중감소 시도율 .....	98
결과표30. 월간 체중증가 시도율 .....	100
결과표31. 월간 체중유지 시도율 .....	102
결과표32. 월간 체중감소 시도자의 부적절한 체중감소방법 시도율 .....	104
결과표33. 신체이미지 왜곡 인지율 .....	106
결과표34. 주3일 이상 격렬한 신체활동 실천율 .....	108
결과표35. 주5일 이상 중등도 신체활동 실천율 .....	110
결과표36. 하루60분 주5일 이상 신체활동 실천율 .....	112
결과표37. 주3일 이상 근력강화운동 실천율 .....	114

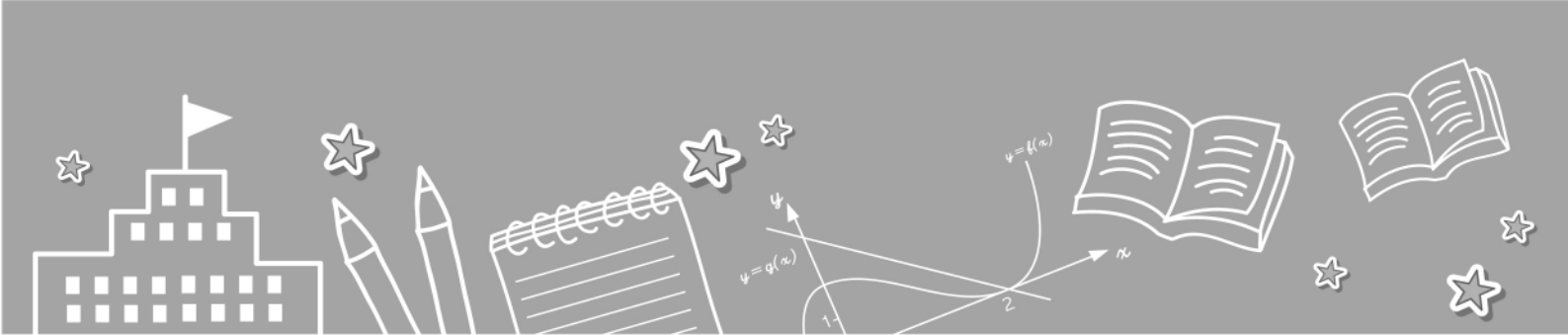




## 결과표 차례

결과표38. 주중 1일 2시간 이상 앉아 있는 여가시간을 .....	116
결과표39. 주5일 이상 아침식사 결식률 .....	118
결과표40. 주5일 이상 점심식사 결식률 .....	120
결과표41. 주5일 이상 저녁식사 결식률 .....	122
결과표42. 1일 1회 이상 과일 섭취율 .....	124
결과표43. 1일 3회 이상 채소 섭취율 .....	126
결과표44. 1일 2회 이상 우유 섭취율 .....	128
결과표45. 주3회 이상 탄산음료 섭취율 .....	130
결과표46. 주3회 이상 패스트푸드 섭취율 .....	132
결과표47. 주3회 이상 라면 섭취율 .....	134
결과표48. 주3회 이상 과자 섭취율 .....	136
결과표49. 연간 영양 및 식사습관 교육 경험률 .....	138
결과표50. 앞좌석 안전벨트 미착용률 .....	140
결과표51. 뒷좌석 안전벨트 미착용률 .....	142
결과표52. 고속버스 안전벨트 미착용률 .....	144
결과표53. 자전거 헬멧 미착용률 .....	146
결과표54. 오토바이 헬멧 미착용률 .....	148
결과표55. 성관계 경험률 .....	150
결과표56. 성관계 경험자의 술 마신 후 성관계 경험률 .....	151
결과표57. 중1 학생의 중학교 입학 전 성관계 경험률 .....	152
결과표58. 성관계 시작 연령 .....	152
결과표59. 피임 실천율 .....	153
결과표60. 임신 경험률 .....	153
결과표61. 인공임신중절수술 경험률 .....	153
결과표62. 성병 경험률 .....	153
결과표63. 몽정 시작 연령 .....	154
결과표64. 월경 시작 연령 .....	155
결과표65. 연간 성교육 경험률 .....	156
결과표66. 스트레스 인지율 .....	158
결과표67. 우울감 경험률 .....	160
결과표68. 자살 생각률 .....	162
결과표69. 자살 계획률 .....	164
결과표70. 자살 시도율 .....	166
결과표71. 자살 시도 후 병원 치료 경험률 .....	168
결과표72. 자살 시도 후 병원 치료 경험률(자살 시도자) .....	170
결과표73. 주중 평균수면시간 .....	172
결과표74. 수면시간 분포 .....	174





## 결과표 차례

결과표75. 주관적 수면 충족률 .....	178
결과표76. 학교에서 점심식사 후 칫솔질 실천율 .....	180
결과표77. 1일 3회 이상 칫솔질 실천율 .....	182
결과표78. 연간 구강진료 경험률 .....	184
결과표79. 연간 실란트(치아홈메우기) 경험률 .....	186
결과표80. 연간 불소도포 경험률 .....	188
결과표81. 연간 스케일링 경험률 .....	190
결과표82. 연간 구강질환 증상 경험률 .....	192
결과표83. 운동이나 사고로 인한 치아 파절률 .....	194
결과표84. 연간 구강보건교육 경험률 .....	196
결과표85. 주관적 구강건강 인지율 .....	198
결과표86. 천식 의사진단율 .....	200
결과표87. 연간 천식 의사진단자의 치료율 .....	202
결과표88. 평생 천식 의사진단자의 연간 운동 유발성 천식 증상 경험률 .....	204
결과표89. 연간 천식 의사진단자의 운동 유발성 천식 증상 경험률 .....	206
결과표90. 천식으로 인한 학교 결석률 .....	208
결과표91. 알레르기비염 의사진단율 .....	210
결과표92. 연간 알레르기비염 의사진단자의 치료율 .....	212
결과표93. 알레르기비염으로 인한 학교 결석률 .....	214
결과표94. 아토피피부염 의사진단율 .....	216
결과표95. 연간 아토피피부염 의사진단자의 치료율 .....	218
결과표96. 아토피피부염으로 인한 학교 결석률 .....	220
결과표97. 학교에서 식사 전 비누이용 손씻기 실천율 .....	222
결과표98. 학교에서 화장실 사용 후 비누이용 손씻기 실천율 .....	224
결과표99. 집에서 식사 전 비누이용 손씻기 실천율 .....	226
결과표100. 집에서 화장실 사용 후 비누이용 손씻기 실천율 .....	228
결과표101. 연간 개인위생 교육 경험률 .....	230
결과표102. 가구풍요도 .....	232
결과표103. 주관적 건강 인지율 .....	234
결과표104. 평생 약물 경험률 .....	236





## 청소년건강행태온라인조사 개요

### I. 조사개요

1. 조사목적
2. 추진체계
3. 조사대상
4. 조사내용
5. 조사방법

### II. 자료분석

1. 자료정제
2. 가중치

### III. 참여현황







# I. 조사개요

## 1. 조사목적

‘청소년건강행태온라인조사’는 우리나라 청소년의 흡연, 음주, 비만, 식습관, 신체활동 등 15개 영역의 건강행태를 파악하기 위해, 중1~고3 학생을 대상으로 실시하는 익명성 자기기입식 온라인조사이다.

본 조사는 국민건강증진법(제19조)을 근거로 실시하는 정부 승인통계조사(승인번호 11758호)이며 2005년부터 매년 수행하고 있다.

조사 목적은 우리나라 청소년의 건강행태 통계를 산출하는 것이며, 통계 자료는 청소년 건강증진사업의 기획 및 평가에 필요한 기초자료로 활용되고 있다.

## 2. 추진체계

본 조사는 교육과학기술부, 보건복지부, 질병관리본부가 직접 수행하고 있으며, 원활하고 효율적인 조사 수행과 건강행태 영역별 전문성을 확보하기 위하여 운영위원회, 분과 자문위원회를 구성, 운영하고 있다(그림1).

운영위원회는 교육과학기술부, 시·도 교육청, 질병관리본부 담당자로 구성되었으며, 조사 운영 및 표본학교 관리 등을 하고 있다.

분과 자문위원회는 설문문항, 조사지표, 조사 결과에 대한 자문을 하고 있다.

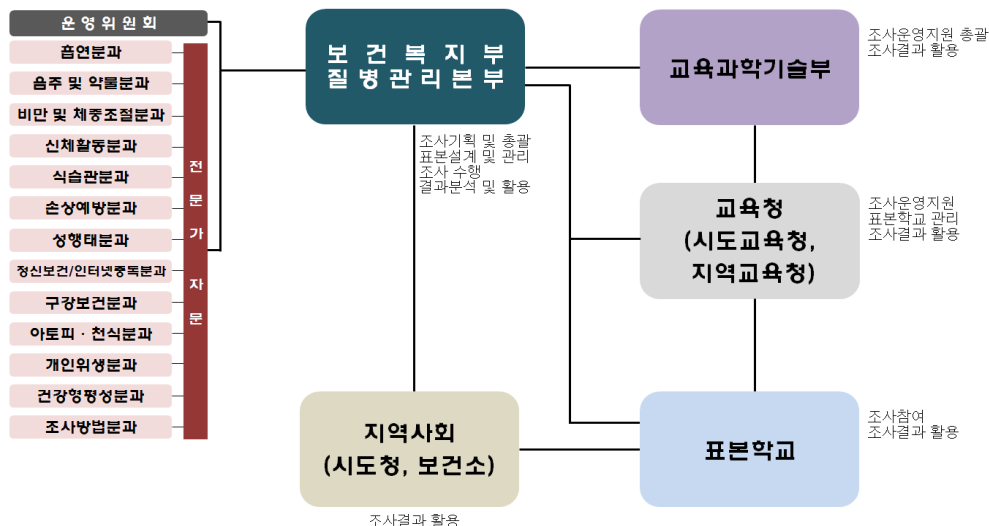


그림1. 추진체계



### 3. 조사대상

제8차(2012년) 청소년건강행태온라인조사의 목표모집단은 2011년 4월 기준의 전국 중·고등학교 재학생으로 정의하였다(표1).

표본설계를 위한 추출틀은 2011년 4월 기준의 전국 중·고등학교 자료를 사용하였으며, 고등학교 유형은 추출틀 분류에 근거하여 일반계고(일반고, 자율고, 과학고, 외국어고·국제고, 예술고·체육고)와 특성화계고(특성화고, 마이스터고)로 구분하여 사용하였다.

표본 추출과정은 모집단 층화, 표본배분, 표본추출 단계로 나눌 수 있다.

모집단 층화 단계에서는 표본오차를 최소화하기 위해 43개 지역군과 학교급(중학교, 일반계고, 특성화계고)을 층화변수로 사용하여 모집단을 129개 층으로 나누었다. 43개 지역군은 16개 시·도내의 시·군·구를 대도시, 중소도시와 군지역으로 분류한 후, 지리적 접근성, 학교수 및 인구수, 생활환경, 흡연율, 음주율 등을 고려하여 분류하였다(표2, 부록1).

표본배분 단계에서는 표본크기를 중학교 400개교, 고등학교 400개교로 한 후, 16개 시·도별로 중·고등학교 각각 5개씩 우선 배분하였다. 층화변수별 모집단 구성비와 표본 구성비가 일치하도록 비례배분법을 적용하여 시·도, 도시규모(대도시, 중소도시, 군지역), 지역군, 중학교는 남/여/남녀공학, 고등학교는 남/여/남녀공학, 일반계고/특성화계고에 따라 표본학교수를 배분하였다.

표본추출은 층화집락추출법이 사용되었으며, 1차 추출단위는 학교, 2차 추출단위는 학급으로 하였다. 1차 추출은 층별로 모집단의 학교 명부를 정렬한 후 추출간격을 산정하여 계통추출법

으로 표본학교를 선정하였다. 2차 추출은 선정된 표본학교에서 학년별로 1개 학급을 무작위로 추출하였다. 표본학급으로 선정된 학급의 학생전원을 조사하였으며, 장기결석, 특수아동 및 문자해독장애 학생은 표본학생에서 제외하였다.

2012년 표본 추출 시 다음과 같은 사항을 고려하였다.

첫째, 선정된 표본학교 중 전교생수가 50명 미만, 폐교 예정 및 장기간 휴교 중인 학교는 동일 층 내에서 지리적으로 인근에 위치하면서 특성이 유사한 학교로 대체하였다.

둘째, 지역군별로 빈도수가 적은 특성화계 고등학교인 경우 과소추출될 가능성이 있으나 모수추정 시 가중치로 보완하였다.

셋째, 표본학급 선정 시, 고등학교의 경우는 고등학교 유형별로 인문/자연반, 진학/직업반을 고려한 후 일반계 고등학교의 경우는 인문/자연반을 고려하여 진학반 중 1개 학급을 무작위로 선정하였으며, 특성화계 고등학교의 경우는 전공분야별로 학급을 구분한 경우가 있어, 이를 고려하여 1개 학급을 선정하였다.

#### 참고문헌

1. 교육과학기술부. 전국 중·고등학교 및 학생 수, 2011~2012.
2. 질병관리본부. 청소년건강행태온라인조사 표본설계 및 가중치 산출, 2012.



표1. 전국 중·고등학교 학교수 및 학생수

시·도	모집단('11년)		표본('12년)	
	학교수	학생수	학교수	학생수
계	5,475	3,832,799	797	74,186
서울	691	680,705	121	11,373
부산	313	252,470	53	4,939
대구	216	209,682	43	4,312
인천	250	216,418	46	4,302
광주	152	136,157	31	3,149
대전	148	127,053	30	2,975
울산	113	101,398	26	2,518
경기	1,007	929,567	155	15,658
강원	280	113,237	30	2,486
충북	216	121,388	31	2,753
충남	311	153,998	37	3,264
전북	340	149,621	38	3,133
전남	417	143,174	37	2,906
경북	485	189,593	46	3,755
경남	463	260,211	55	4,920
제주	73	48,127	18	1,743

※자료원: 전국 중·고등학교 및 학생 수(2011), 교육과학기술부

표2. 연도별 표본 비교

구분	'05~'07년 표본	'08~'10년 표본	'11~'12년 표본
층 (strata)	192개 ※64개 지역군 분류 기준: 지리적 접근성, 학교수 및 인구수 유사 성, 경제활동 참가율	135개 ※45개 지역군 분류 기준: 지리적 접근성, 학교수 및 인구수, 생활 환경, 흡연율, 음주율 등	129개 ※43개 지역군 분류 기준: 지리적 접근성, 학교수 및 인구수, 생활 환경, 흡연율, 음주율 등
도시 규모*	대도시 76개	대도시 78개: 2개 중소도시를 대 도시로 변경(고양시, 부천시)	대도시 78개
	중소도시 75개	중소도시 83개: 8개 군지역을 중 소도시로 변경(연천군, 가평군, 양 평군, 여주군, 연기군, 금산군, 태 안군, 홍성군)	중소도시 97개: 14개 군지역을 중 소도시로 변경(청원군, 부여군, 청 양군, 예산군, 서천군, 당진군, 완 주군, 부안군, 고창군, 진안군, 장 수군, 임실군, 순창군, 무주군)
	군지역 83개	군지역 73개	군지역 59개
표본 학교	동일한 800개 표본학교 3년 조사	동일한 800개 표본학교 3년 조사 단, '08년의 경우 '05~'07년 표본의 30%('09년에 교체) 유지, 70% 신규	연도별 800개 표본학교 1년 조사 (표본학교 중복률: 6%)

\*도시규모는 표본설계상의 구분으로 대도시(특별시 및 광역시, 경기도의 일부 시), 중소도시(대도시를 제외한 시 및 일부 군지역), 군지역으로 분류



#### 4. 조사내용

제8차(2012년) 조사는 흡연, 음주, 비만 및 체중조절, 신체활동, 식습관, 손상예방, 성행태, 정신보건, 인터넷중독, 구강보건, 아토피·천식, 개인위생, 약물, 건강형평성 등 15개 영역, 총 98개 지표를 산출하였다(표3).

조사 문항은 2005년 11개 영역 92개 문항에서

시작하여, 2006년 건강형평성, 2007년 아토피·천식, 2008년 인터넷중독, 2012년 폭력이 추가되었다.

각 영역별 설문문항 및 지표는 국내외 자료를 근거로, 각각의 분과 자문위원회를 통해 개발되었다.

표3. 조사항목

영역	문항수	주요 조사 내용	지표수
계	129	-	98
흡연	12	흡연 경험(평생, 현재), 흡연 시기(처음 경험, 매일 흡연 시작), 월간 흡연 일수, 하루 평균 흡연량, 담배 구입 방법, 담배 구매 용이, 금연 의지, 가정 내 간접흡연, 흡연예방 및 금연교육 경험, 전자담배 사용(평생, 현재)	13
음주	8	음주 경험(평생, 현재), 처음 음주 시기, 월간 음주 일수, 평균 음주량, 음주 후 문제행동 경험, 주류 구입 방법, 주류 구매 가능 여부, 술(알코올) 관련 교육 경험	9
비만 및 체중조절	5	신장, 체중, 체중조절 노력, 체중조절 방법, 주관적 체형인식	8
신체활동	9	신체활동(격렬한, 중등도), 근력강화운동, 여가시간에 앉아서 보낸 시간(주중, 주말), 걷기(주중, 주말), 하루 60분 이상 신체활동, 학교체육수업 참여	5
식습관	11	주간 식사 횟수(아침, 점심, 저녁), 섭취 횟수(과일, 탄산음료, 패스트푸드, 라면, 과자, 채소, 우유), 영양 및 식사습관 교육 경험	11
손상예방	3	안전벨트 착용(승용차나 택시, 고속버스), 헬멧 착용(오토바이, 자전거)	5
성행태	11	몽정 및 월경 처음 경험 시기, 성관계 경험(평생, 음주 후), 성관계 시작 시기, 피임실천, 피임방법, 임신 경험, 인공임신중절수술 경험, 성병 경험, 성병 치료, 성교육 경험	11
정신보건	11	스트레스(인지, 원인, 해소방법), 주관적 수면 충족, 수면 시각(취침, 기상), 우울감 경험, 자살(생각, 계획, 시도, 시도 후 병원 치료 경험), 주관적 행복 인지	8
인터넷중독	2	인터넷 이용 시간, 이용 서비스	-
구강보건	11	치솔질(시기, 학교에서 점심식사 후), 치솔질 하지 않는 이유, 치과진료 경험, 실란트/불소도포/스케일링 경험, 구강질환 증상 경험, 치아(구강)건강 교육 경험, 주관적 구강건강인지 등	10
아토피·천식	17	천식, 알레르기비염, 아토피피부염(증상 경험, 의사진단, 치료, 학교 결석 등)	10
개인위생	3	손씻기 실천(식사 전, 화장실 사용 후, 외출 후), 비누를 이용하여 손씻기 실천(식사 전, 화장실 사용 후, 외출 후), 개인위생 교육 경험	5
약물	5	평생 약물 경험, 약물 종류, 약물 사용 이유 등	1
건강형평성	19	가족 구성원, 아버지/어머니 국적 및 태어난 나라, 아버지/어머니 학력, 학업 성적, 주관적 경제적 상태, 거주형태, 자가용 소유여부, 개인방 소유여부, 연간 가족여행 횟수, 컴퓨터 대수, 연간 아르바이트 경험, 일주일 평균 용돈, 성별, 출생연월, 학년	1
폭력	1	폭력으로 인한 병원 치료 경험	-
기타	1	주관적 건강 인지	1



## 5. 조사방법

2012년에는 조사 당해연도에 결과를 공표할 수 있도록 조사시기를 기존 9월에서 6월로 변경하였다.

조사 이전에 표본학교 선정, 표본학교 조사지원 담당교사 선정 및 교육, 학생현황 등록, 표본학급 선정, 조사일정 등록을 실시하였다.

표본학교의 조사지원 담당교사는 표본학교장이 선정(보건교사, 체육교사, 보건담당교사, 일반교사 등)하였으며, 조사관련 교육을 받은 후 표본학교의 전체 학급별 특성 및 남녀 학생수 등의 정보를 온라인에 등록하였다. 이 자료를 근거로 표본학교의 표본학급이 선정되었고, 조사지원 담당교사는 조사날짜 및 시간을 온라인에 등록하였다.

조사당일 조사지원 담당교사는 인터넷이 가능한 학교 컴퓨터실로 표본학급 학생을 인솔하여 1인 1대 컴퓨터를 배정하고, 무작위로 자리

를 배치하였다. 조사지원 담당교사는 학생 1명당 1장의 학생용 안내문(부록2)을 배부한 후 조사 필요성 및 참여방법을 설명하였으며(동영상 상영 또는 조사지침 파워포인트 자료로 설명), 표본학생은 안내문에 인쇄되어 있는 참여번호로 홈페이지에 접속하여 설문에 참여하였다.

조사지원 담당교사는 조사지침에 따라(표본학급 담임교사 입실 불가능, 학생들이 사용하는 컴퓨터 화면 보기 금지, 설문문항 질문에 관한 답변 금지 등) 조사를 주관하였다.

조사 전체 과정은 수업시간 45~50분 동안 진행되었으며, 설문 완료 후 학생들에게 답례품이 지급되었다.

조사 완료 후 조사지원 담당교사는 조사 당시 상황(컴퓨터실에 입실한 학생수, 컴퓨터실에 입실하였으나 조사를 못한 학생수 및 사유 등)에 관해 온라인으로 보고하였다. 이 자료는 가중치 산출 자료로 활용되었다.

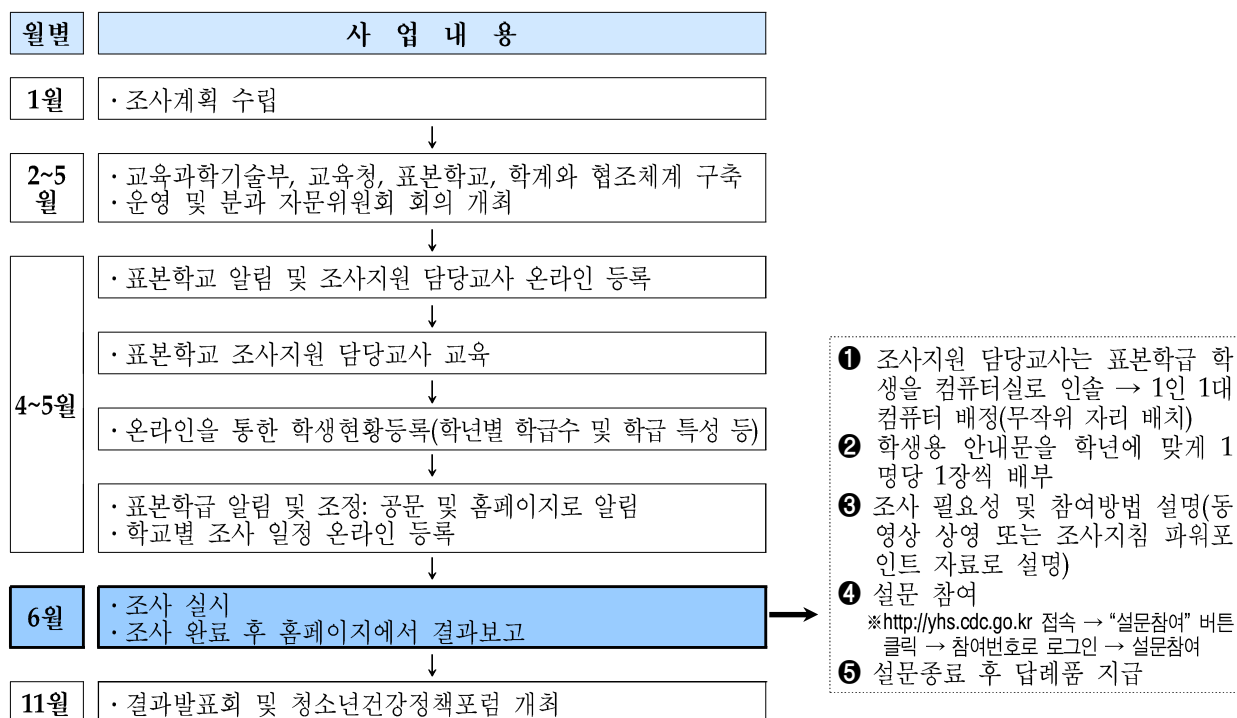


그림2. 조사수행절차



## II. 자료분석



### 1. 자료정제

#### 1) 논리적 오류 처리

학년, 설문문항간, 성별 논리적 오류에 대해 교차표 분석을 통해 논리적 오류를 검토하였다.

학년 논리적 오류는 참여번호의 학년코드와 학년 설문문항간의 불일치에서 발생하였으며, 동일한 학교 내에서 학년별 조사시간대를 비교하여 같은 시간대의 학년 값으로 대체하였다.

설문문항간의 논리적 오류는 흡연, 음주, 성관계 경험시기와 학년, 몽정 및 월경 시작시기와 학년문항간의 불일치에서 발생하였으며, 현재 학년보다 높은 경우를 결측처리하였다. 동성성관계 경험만 있는 경우에는 임신, 인공임신중절수술 경험이 있는 경우를 결측처리하였다.

성별 논리적 오류는 남학교, 여학교와 성별 설문문항간의 불일치에서 발생하였으며, 남학교인데 여학생으로 응답한 경우는 남학생으로 값을 대체하였고, 여학교인데 남학생이라 응답한 경우는 여학생으로 값을 대체하였으며, 성별에 따른 분기형 문항(임신, 몽정 및 월경 시작시기)을 '해당사항 없음(9999)' 또는 결측처리하였다.

#### 2) 이상값 처리

신장, 체중, 체질량지수는 성별, 학년별로 (평균 $\pm$ 3·표준편차) 범위를 벗어나는 값을 이상치로 간주하여 결측처리하였다. 신장과 체중은

둘 중 하나라도 이상치 범위에 속하면 둘 다 결측처리하였다.

만나이는 12세 미만이거나 19세 이상인 경우 이상치로 간주하여 결측처리하였다.

일어난 시각은 연도별 분포 및 중·고등학생들의 일반적인 생활양식을 고려하여 오전 4시 이전, 오전 9시 이후를 이상치로, 잠자는 시각은 오전 4시~오후 8시를 이상치로 간주하여 결측처리하였다. 일어난 시각과 잠자는 시각 중 하나라도 이상치 범위에 속하면 둘 다 결측처리하였다.

#### 3) 무응답 처리

개체 무응답은 대상자가 조사에 참여하지 않음으로써 모든 조사항목에 결측값을 갖는 경우이며, 이는 가중치 산출 시 응답률에 반영하였다. 항목 무응답은 조사에 참여하였으나 일부 문항을 응답하지 않은 경우이며, 본 조사에서는 응답을 하지 않는 경우 다음 설문문항으로 넘어가지 않는 온라인조사 시스템을 이용하였기 때문에 조사 원자료에서는 항목 무응답이 없으나, 논리적 오류 및 이상값인 자료에 대한 결측치 처리로 인해 일부 문항의 무응답이 발생하였으며, 항목 무응답률이 2%이내로 낮아 무응답 대체를 하지 않고 결과를 산출하였다.



## 2. 가중치

대표성 있는 표본을 위해 층화, 군집, 다단계 표본추출 등의 단계를 거친 복합표본 설계를 하였으며, 조사에 참여한 학생이 우리나라 청소년을 대표하도록 가중치를 부여하여 청소년의 건강행태 수준을 추정하였다.

가중치는 추출률, 응답률, 모집단의 인구구조를 반영하여 계산하였다. 추출률 역수와 응답률 역수를 곱한 후 성별, 학교급별(중학교, 일반계고, 특성화계고), 학년별 가중치의 합이 '12년 4월 기준 전국 중·고등학생 수와 같도록 가중치를 조정하였다.

가중치를 계산하는 단계는 다음과 같다.

가중치는 추출률 역수와 응답률 역수를 곱한 것에 가중치 사후보정률을 곱한 값이다.

$$\text{가중치} = \frac{1}{\text{추출률}} \times \frac{1}{\text{응답률}} \times \text{가중치 사후보정률}$$

추출률은 표본설계의 표본추출과정을 반영하여 계산되며, 표본학교 추출률과 표본학급 추출률의 곱으로 계산된다. 추출률은 모집단을 대표하도록 추출률 역수로 계산하였다.

$$\begin{aligned} \frac{1}{\text{추출률}} &= \frac{1}{\text{학교추출률}} \times \frac{1}{\text{학급추출률}} \\ &= \frac{\text{모집단 학교수}}{\text{표본학교수}} \times \text{표본학교 학년별 학급수} \end{aligned}$$

응답률은 표본학교 학년별 응답률을 사용하였으며, 표본학교 학년별 대상자수(조사 당일 기준 출석부상 학생수) 중 조사에 참여한 대상자의 비율로 계산하였다. 조사에 참여한 학년별 학생을 대표하도록 응답률 역수로 계산하였다.

$$\frac{1}{\text{응답률}} = \frac{\text{표본학교 학년별 대상자수}}{\text{표본학교 학년별 응답자수}}$$

가중치 사후보정률은 지역군내 성별, 학교급별(중학교, 일반계고, 특성화계고), 학년별 가중치 합이 '12년 4월 기준 전국 중·고등학생 수와 같도록 계산하였다.

$$\text{가중치 사후보정률} = \frac{\text{모집단의 지역군내 성별, 학교급별, 학년별 해당 학생수}}{\text{지역군내 성별, 학교급별, 학년별 가중치의 합}}$$

극단가중치 검토를 위해 사후보정한 가중치의 1사분위수(Q1), 3사분위수(Q3), 사분위수 범위(IQR=Q3-Q1) 값을 이용하며, (Q1-2×IQR, Q3+2×IQR) 범위를 벗어나는 경우를 극단가중치로 정의하였다. 이에 해당하는 가중치를 상한(Q3+2×IQR) 또는 하한(Q1-2×IQR) 값으로 대체하는 가중치 절사를 실시한 후 가중치의 합이 '12년 4월 기준 전국 중·고등학생 수와 같도록 가중치를 재조정하였다.

이로 인해 중학교 응답자수 37,297명, 고등학교 응답자수 36,889명이 '12년 4월 기준 전국 중학생 1,836,491명, 전국 고등학생 1,909,244명을 대표하였다.

### 참고문헌

1. 교육과학기술부. 전국 중·고등학생수, 2011~2012.
2. 질병관리본부. 청소년건강행태온라인조사 표본설계 및 가중치 산출, 2012.



### Ⅲ. 참여현황



제8차(2012년) 조사는 중학교 400개교, 고등학교 400개교 총 800개교의 76,980명을 대상으로 조사하였으며, 797개교, 74,186명이 조사에 참여하여 96.4% 참여율을 보였다.

대상자수는 조사당일 기준의 출석부상의 학생수를 의미하며, 표본학급 학생 중에서 장기결석, 특수아동, 문자해독장애 학생은 조사 대상자에서 제외하였다.

표4. 연도별 조사 참여율

구분	'05년	'06년	'07년	'08년	'09년	'10년	'11년	'12년
학교 (단위: 개교)	99.9% (799/800)	99.9% (799/800)	99.8% (798/800)	99.5% (796/800)	100.0% (800/800)	100.0% (800/800)	100.0% (800/800)	99.6% (797/800)
학생 (단위: 명)	89.7% (58,727/65,482)	90.9% (71,404/78,593)	94.8% (74,698/78,834)	95.1% (75,238/79,099)	97.6% (75,066/76,937)	97.7% (73,238/74,980)	95.5% (75,643/79,202)	96.4% (74,186/76,980)

표5. 제8차(2012년) 조사 시·도별 참여율

지역	대상자수(명)	참여자수(명)	참여율(%)
계	76,980	74,186	96.4
서울	11,842	11,373	96.0
부산	5,097	4,939	96.9
대구	4,455	4,312	96.8
인천	4,459	4,302	96.5
광주	3,272	3,149	96.2
대전	3,096	2,975	96.1
울산	2,605	2,518	96.7
경기	16,203	15,658	96.6
강원	2,592	2,486	95.9
충북	2,897	2,753	95.0
충남	3,371	3,264	96.8
전북	3,237	3,133	96.8
전남	3,009	2,906	96.6
경북	3,978	3,755	94.4
경남	5,058	4,920	97.3
제주	1,809	1,743	96.4





## 청소년 주요 건강 통계

- 1 | 흡연
- 2 | 음주
- 3 | 비만 및 체중조절
- 4 | 신체활동
- 5 | 식습관
- 6 | 손상예방
- 7 | 성행태
- 8 | 정신보건
- 9 | 구강보건
- 10 | 아토피·천식
- 11 | 개인위생









## 청소년 주요 건강 통계



1. 흡연
2. 음주
3. 비만 및 체중조절
4. 신체활동
5. 식습관
6. 손상예방
7. 성행태
8. 정신보건
9. 구강보건
10. 아토피·천식
11. 개인위생



### 현재 흡연을

최근 30일 동안 1일 이상 흡연한 적이 있는 남학생은 16.3%로 여학생 5.9%보다 높았으며, 학교급별로 특성화계고(남 36.5%, 여 15.7%), 일반계고(남 18.1%, 여 5.1%), 중학교(남 9.8%, 여 4.3%) 순으로 높았다(그림4, 결과표3).

최근 8년간 연도별 추이는 남학생은 비슷한 수준이었으나 여학생은 감소하는 경향이였다. 고등학생의 경우 미국(남 19.9%, 여 16.1%)<sup>1)</sup>보다 남학생은 높았고, 여학생은 낮았다.

### 매일 흡연을

최근 30일 동안 매일 흡연을 한 남학생은 8.1%로 여학생 2.4%보다 높았으며, 학교급별로 특성화계고(남 22.8%, 여 8.3%), 일반계고(남 10.2%, 여 2.2%), 중학교(남 2.9%, 여 1.2%) 순으로 높았다(결과표4).

2009년 이후 연도별 추이는 중학생은 비슷한 수준이었으나, 고등학생은 남녀학생 모두 감소하는 경향이였다. 고등학생의 경우 미국(남 11.0%, 여 9.2%)<sup>1)</sup>보다 남학생은 높았고, 여학생은 낮았다.

### 담배 구매율/구매 용이성

청소년보호법에서 청소년에게 담배 판매를 금지<sup>2)</sup>하고 있음에도 불구하고, 현재 흡연을 하는 학생 중 본인이 피운 담배를 편의점이나 가게 등에서 직접 구매한 남학생은 49.5%로 여학생 42.0%보다 높았으며, 고등학생(일반계고 남 58.0%, 여 51.4%; 특성화계고 남 63.1%, 여 50.6%)이 중학생(남 24.3%, 여 25.8%)보다 높았다. 2011년에 비해 고등학교 남학생은 감소하였고, 여학생은 비슷한 수준이었다(그

림5, 결과표12). 고등학생의 경우 미국(남 17.1%, 여 10.2%)<sup>1)</sup>보다 남녀학생 모두 담배 구매율이 높았다.

편의점이나 가게 등에서 담배를 사려고 시도한 학생 중 구매할 수 있었던 남학생은 81.2%, 여학생 80.2%로 남녀 모두 비슷하였으며, 학교급별로 특성화계고(남 88.2%, 여 86.0%), 일반계고(남 86.6%, 여 85.3%), 중학교(남 65.3%, 여 69.7%) 순으로 높았다. 2006년 이후 연도별 추이는 중학생은 감소하는 경향이였으나, 고등학생은 비슷한 수준이었다(그림6, 결과표13).

### 가정 내 간접흡연 노출률

최근 7일 동안 집안에서 가족이나 손님 등이 담배를 피울 때 그 근처에 같이 있는 적이 있는 남학생은 31.1%(중학생 31.6%, 일반계고 28.0%, 특성화계고 39.3%)로 여학생 34.8%(중학생 36.9%, 일반계고 30.3%, 특성화계고 41.4%)이었다. 2009년 이후 중·고등학교 남녀학생 모두 비슷한 수준이었으나, 2012년은 2011년에 비해 모두 감소하였다(그림7, 결과표10).

#### 참고문헌

1. Eaton DK et al. Youth Risk Behavior Surveillance—United States, 2011. Morbidity and Mortality Weekly Report 61(SS-4), 2012.
2. 법제처 국가법령정보센터(<http://www.law.go.kr>). 청소년보호법 2011.



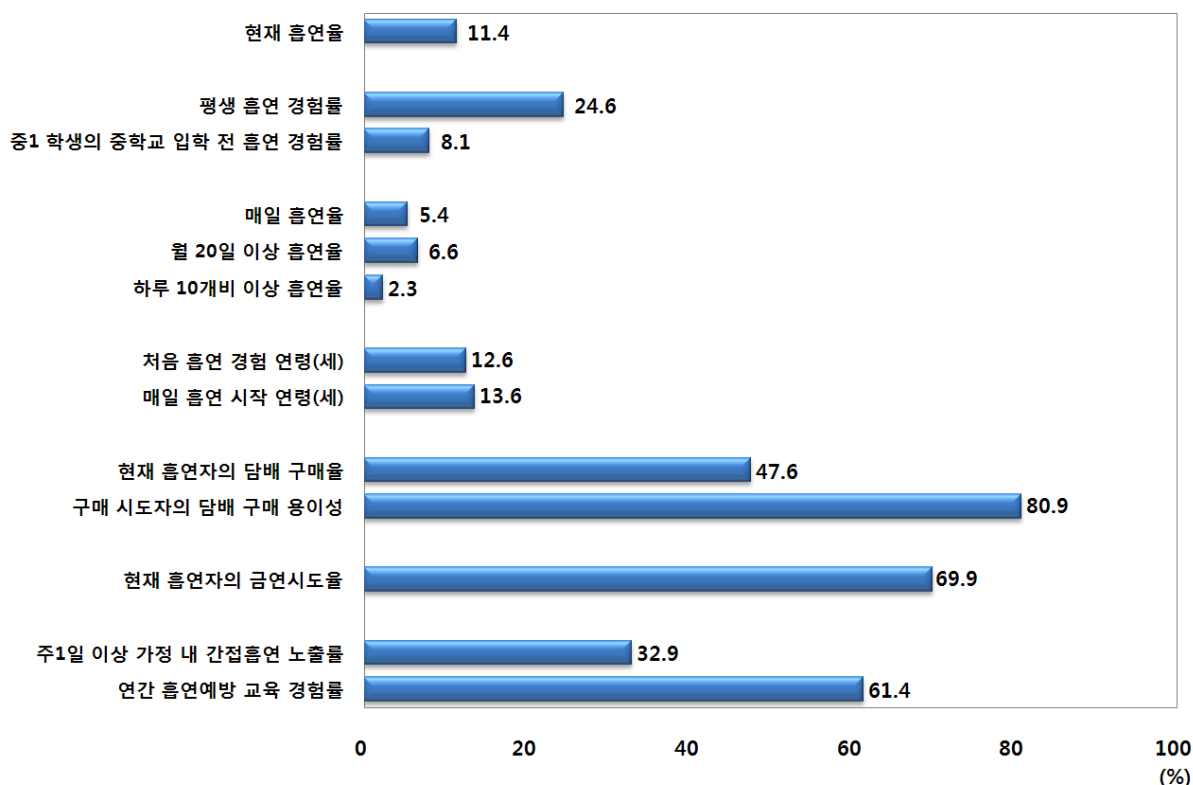


그림3. 흡연 영역 주요결과('12년)

※평생 흡연 경험률: 평생동안 담배를 한 두 모금이라도 피운 경험이 있는 사람의 분율

※중1 학생의 중학교 입학 전 흡연 경험률: 중학교 1학년 학생 중에서 중학교 입학하기 이전에 담배를 한 두 모금 피워본 사람의 분율

※처음 흡연 경험 연령: 평생 흡연 경험자 중에서 처음으로 담배를 한 두 모금 피워본 연령의 평균

※현재 흡연율: 최근 30일 동안 1일 이상 흡연한 사람의 분율

※월 20일 이상 흡연율: 최근 30일 동안 20일 이상 흡연한 사람의 분율

※하루 10개비 이상 흡연율: 최근 30일 동안 하루 평균 흡연량이 10개비 이상인 사람의 분율

※매일 흡연율: 최근 30일 동안 매일 흡연한 사람의 분율

※매일 흡연 시작 연령: 최근 30일 동안 매일 흡연자 중에서 담배를 매일 피우기 시작한 연령의 평균

※현재 흡연자의 담배 구매율: 현재 흡연자 중에서 최근 30일 동안 본인이 피운 담배를 편의점이나 가게 등에서 직접 구매한 사람의 분율

※구매 시도자의 담배 구매 용이성: 구매 시도자 중에서 최근 30일 동안 편의점이나 가게 등에서 담배를 사려고 했을 때 '많이 노력', '조금만 노력' 또는 '노력 없이도 쉽게' 살 수 있었던 사람의 분율

※현재 흡연자의 금연시도율: 현재 흡연자 중에서 최근 12개월 동안 담배를 끊으려고 시도한 사람의 분율

※연간 금연 홍보 인지율: 최근 12개월 동안 금연 관련 홍보(TV 금연광고, 라디오 금연광고, 금연 관련 TV 프로그램 및 뉴스, 인터넷 금연 홍보, 신문 기사 및 광고, 지하철, 버스정류장 등의 광고)를 보거나 들어본 적이 있는 사람의 분율

※주1일 이상 가정 내 간접흡연 노출률: 최근 7일 동안 학생의 집안에서 다른 사람(가족이나 손님 등)이 담배를 피울 때 그 근처에 같이 있는 적이 있는 사람의 분율

※연간 흡연예방 교육 경험률: 최근 12개월 동안 학교에서(수업시간, 방송교육, 강당에서의 교육 등 모두 포함) 흡연 예방 및 금연교육을 받은 적이 있는 사람의 분율



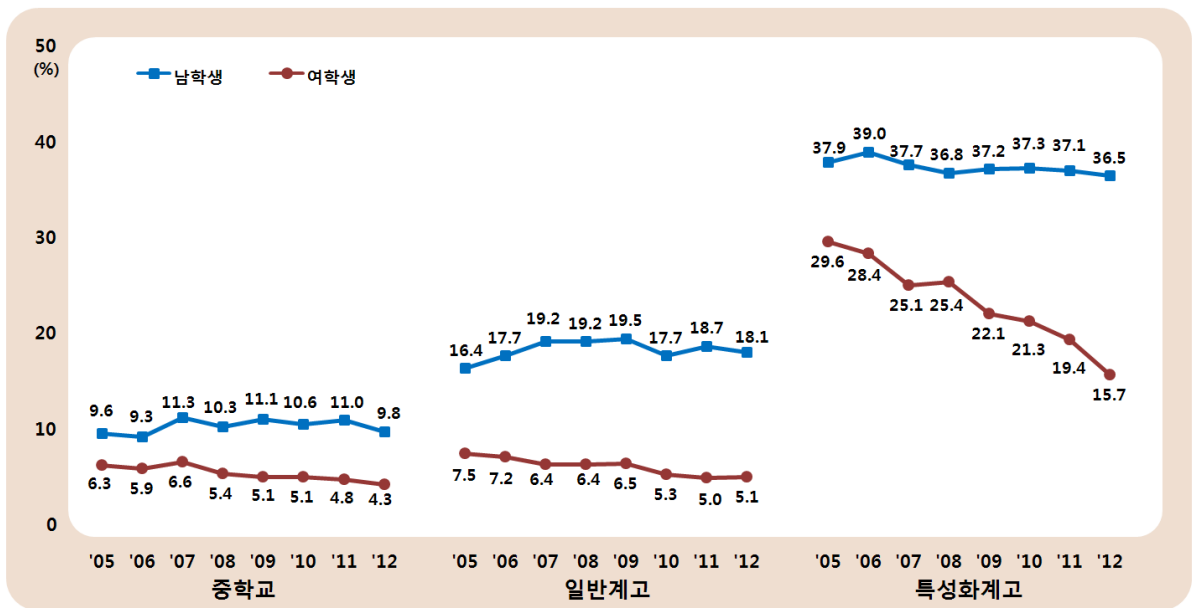


그림4. 현재 흡연을 추이

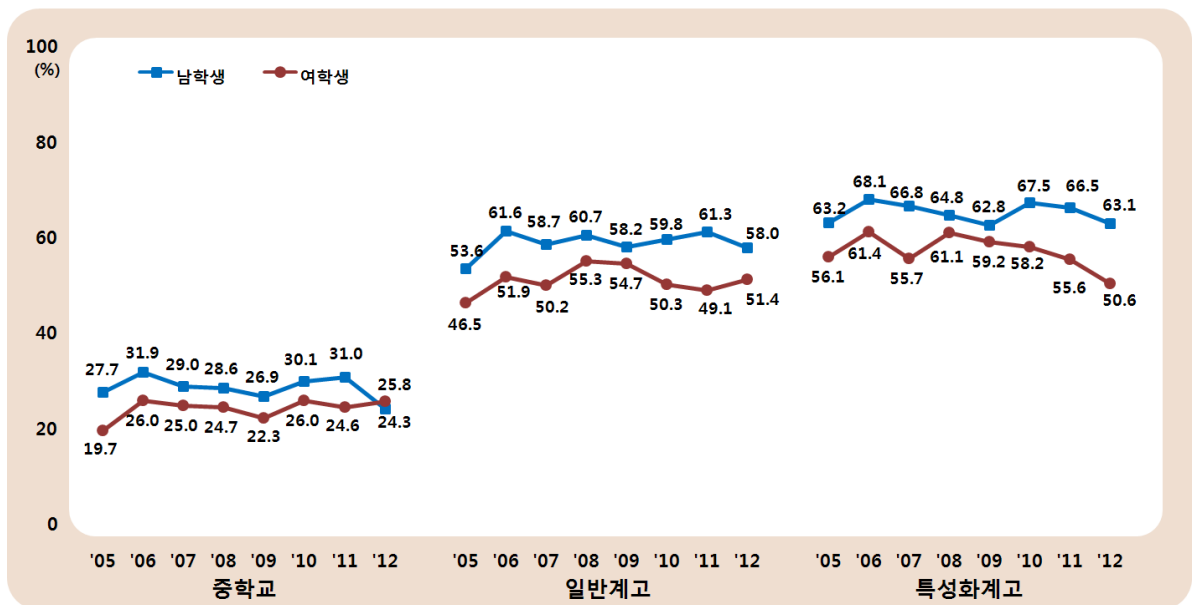


그림5. 현재 흡연자의 담배 구매율 추이

※현재 흡연율: 최근 30일 동안 1일 이상 흡연한 사람의 비율

※현재 흡연자의 담배 구매율: 현재 흡연자 중에서 최근 30일 동안 본인이 피운 담배를 편의점이나 가게 등에서 직접 구매한 사람의 비율



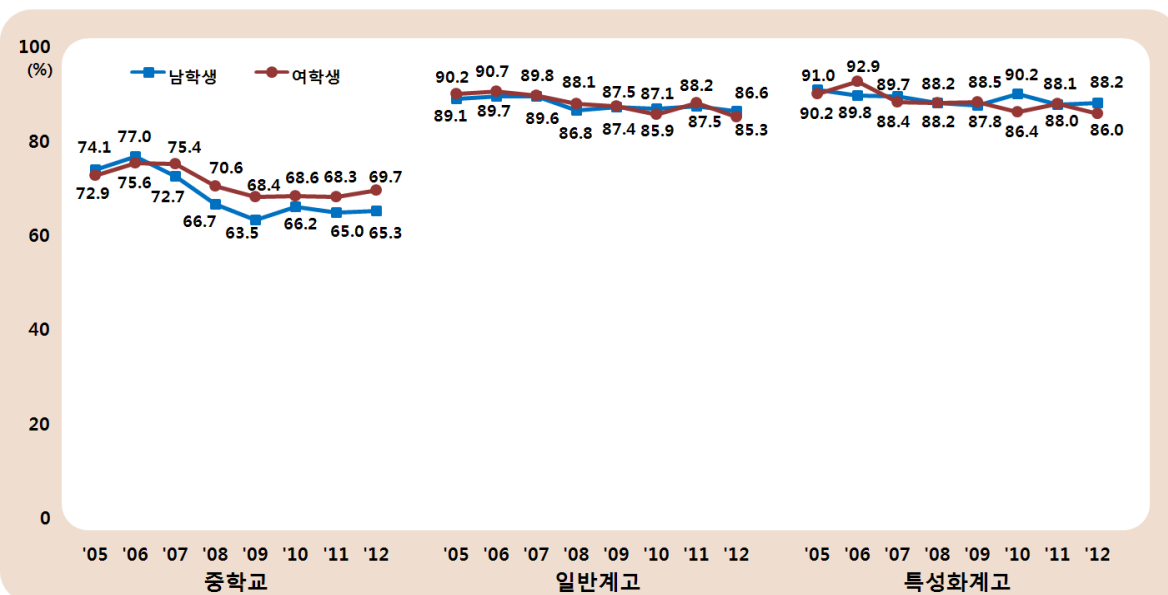


그림6. 구매 시도자의 담배 구매 용이성 추이

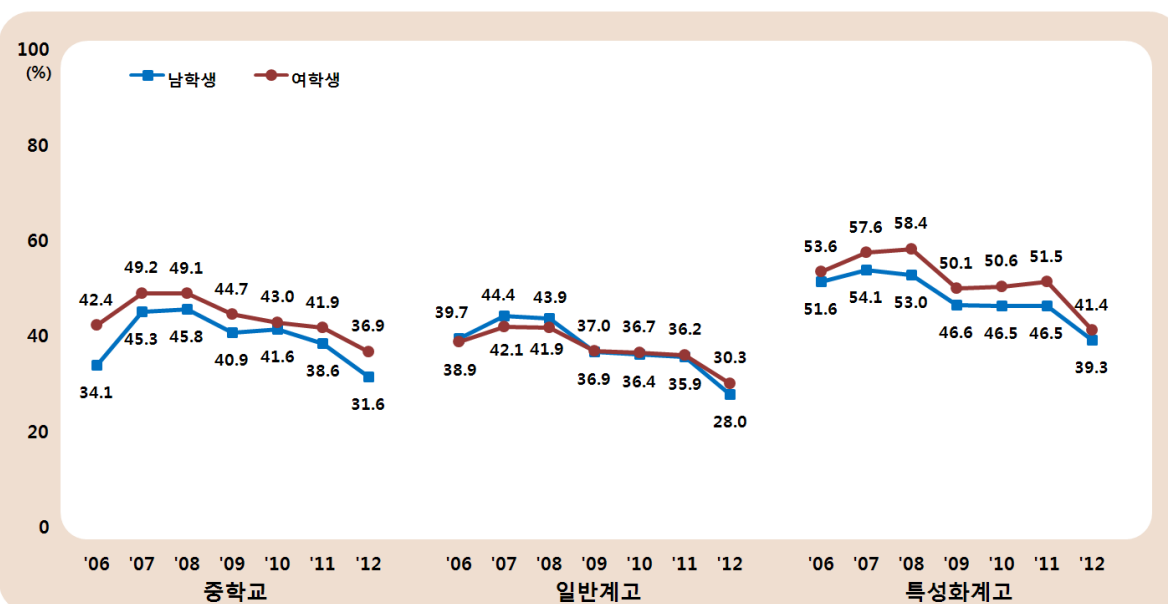


그림7. 주1일 이상 가정 내 간접흡연 노출률 추이

※구매 시도자의 담배 구매 용이성: 구매 시도자 중에서 최근 30일 동안 편의점이나 가게 등에서 담배를 사려고 했을 때 ‘많이 노력’, ‘조금만 노력’ 또는 ‘노력 없이도 쉽게’ 살 수 있었던 사람의 비율

※주1일 이상 가정 내 간접흡연 노출률: 최근 7일 동안 학생의 집안에서 다른 사람(가족이나 손님 등)이 담배를 피울 때 그 근처에 같이 있는 적이 있는 사람의 비율



### 현재 음주를

최근 30일 동안 1잔 이상 술을 마신 적이 있는 남학생은 22.7%로 여학생 15.8%보다 높았으며, 학교급별로 특성화계고(남 45.2%, 여 35.1%), 일반계고(남 29.8%, 여 18.6%), 중학교(남 11.3%, 여 9.2%) 순으로 높았다(그림9, 결과표17). 최근 8년간 연도별 추이는 남녀학생 모두 감소하는 경향이었다. 고등학생의 경우 미국(남 39.5%, 여 37.9%)<sup>1)</sup>보다 낮았다.

### 위험 음주를

현재 음주자 중 1회 평균음주량이 중등도 이상(남자 소주 5잔 이상, 여자 소주 3잔 이상)인 남학생은 45.6%로 여학생 50.8%보다 낮았으며, 학급별로 특성화계고(남 58.6%, 여 59.5%), 일반계고(남 49.1%, 여 53.9%), 중학교(남 25.2%, 여 38.1%) 순으로 높았다(결과표20).

### 문제음주를

현재 음주자 중 음주 후 문제행동을 두 가지 이상 경험한 적이 있는 남학생은 41.0%로 여학생 41.8%와 비슷한 수준이었다. 학급별로 특성화계고(남 51.7%, 여 52.8%), 일반계고(남 42.2%, 여 40.7%), 중학교(남 27.7%, 여 33.8%) 순으로 높았다(그림10, 결과표21).

### 주류 구매율/구매 용이성

청소년보호법에서 청소년에게 주류 판매를 금지<sup>2)</sup>하고 있으나, 현재 음주를 하는 학생 중 본인이 마신 술을 편의점이나 가게 등에서 구매한 남학생은 32.4%(중학교 17.9%, 일반계고 37.0%, 특성화계고 37.0%)로 여학생 28.8%(중학교 18.8%, 일반계고 32.8%, 특

성화계고 32.8%)보다 높았으며, 고등학생이 중학생보다 높았다(그림11, 결과표22).

편의점이나 가게 등에서 술을 사려고 시도한 학생 중 구매할 수 있었던 학생은 남녀 모두 82.6%이었고, 최근 8년간 연도별 추이는 남녀 모두 감소하는 경향이었다.(그림12, 결과표23).

#### 참고문헌

1. Eaton DK et al. Youth Risk Behavior Surveillance—United States, 2011. Morbidity and Mortality Weekly Report 61(SS-4), 2012.
2. 법제처 국가법령정보센터(<http://www.law.go.kr>). 청소년보호법. 2011.



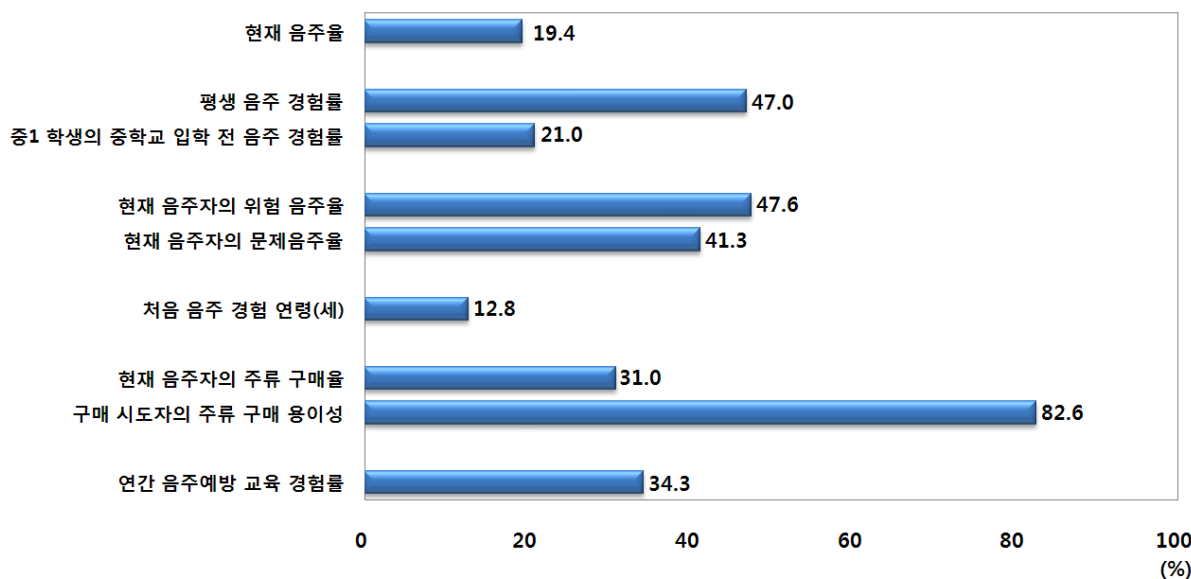


그림8. 음주 영역 주요결과('12년)

- ※평생 음주 경험률: 평생동안 1잔 이상 술을 마셔본 적이 있는 사람의 분율
- ※중1 학생의 중학교 입학 전 음주 경험률: 중학교 1학년 학생 중에서 중학교 입학하기 이전에 1잔 이상 술을 마셔본 적이 있는 사람의 분율
- ※처음 음주 경험 연령: 평생 음주 경험자 중에서 처음으로 1잔 이상 술을 마신 연령의 평균
- ※현재 음주율: 최근 30일 동안 1잔 이상 술을 마신 적이 있는 사람의 분율
- ※현재 음주자의 위험 음주율: 현재 음주자 중에서 최근 30일 동안 1회 평균 음주량이 중등도 이상(남자: 소주 5잔 이상, 여자: 소주 3잔 이상)인 사람의 분율
- ※현재 음주자의 문제음주율: 현재 음주자 중에서 최근 12개월 동안 음주 후 문제행동(스트레스를 풀기 위해 또는 어울리기 위해 술을 마신 경험, 혼자서 술을 마신 경험, 가족이나 친구로부터 술을 줄이라는 충고를 들은 경험, 술을 마시고 오토바이나 자전거 운전을 하거나 술을 마신 사람이 운전하는 오토바이나 자전거, 자동차에 탑승한 경험, 술을 마시고 기억이 끊긴 경험, 술을 마시고 다른 사람과 시비를 벌인 경험)을 두 가지 이상 경험한 적이 있는 사람의 분율
- ※현재 음주자의 주류 구매율: 현재 음주자 중에서 최근 30일 동안 본인이 마신 술을 편의점이나 가게 등에서 구매한 사람의 분율
- ※구매 시도자의 주류 구매 용이성: 구매 시도자 중에서 최근 30일 동안 편의점이나 가게 등에서 술을 사려고 했을 때 '많이 노력', '조금만 노력' 또는 '노력 없이도 쉽게' 살 수 있었던 사람의 분율
- ※연간 음주예방 교육 경험률: 최근 12개월 동안 학교에서(수업시간, 방송교육, 강당에서의 교육 등 모두 포함) 술(알코올)에 관한 교육을 받은 적이 있는 사람의 분율



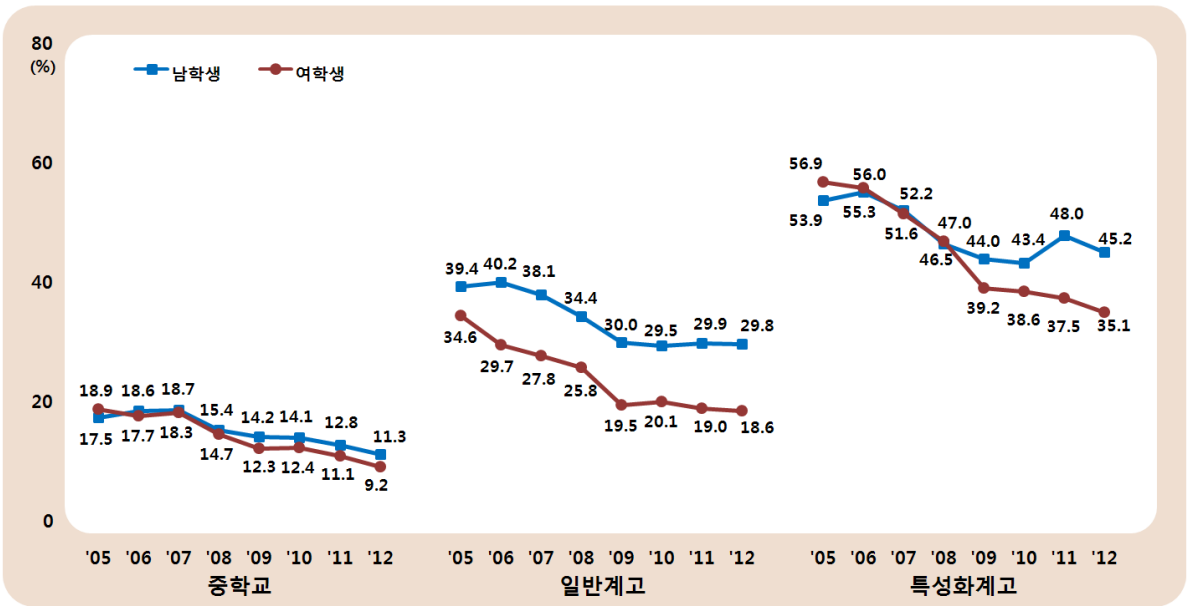


그림9. 현재 음주율 추이

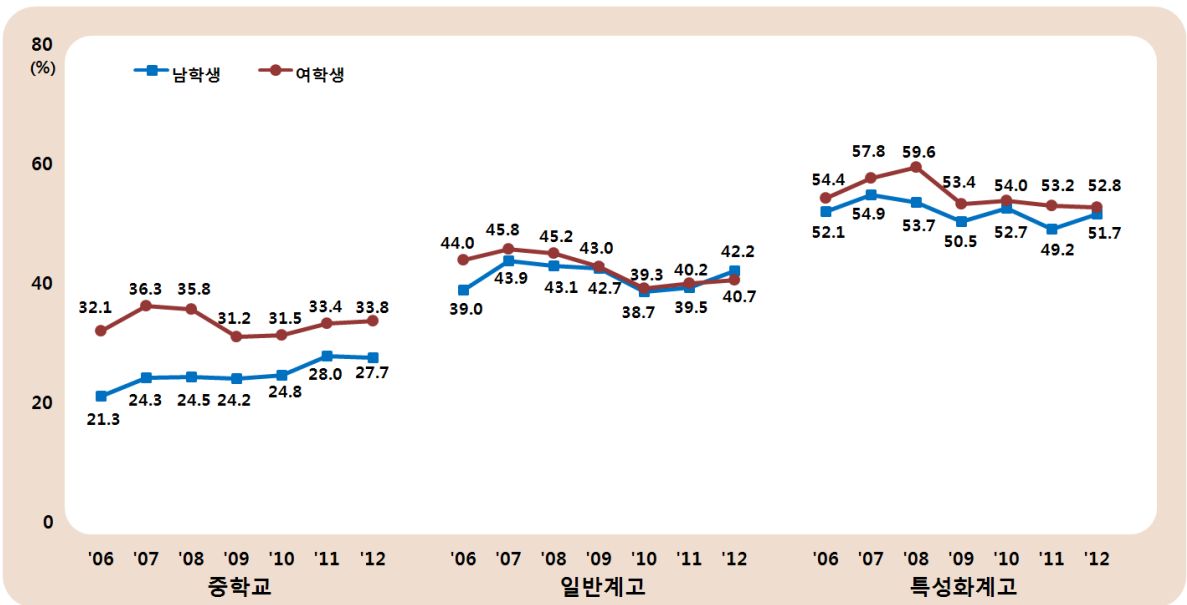


그림10. 현재 음주자의 문제음주율 추이

※현재 음주율: 최근 30일 동안 1잔 이상 술을 마신 적이 있는 사람의 분율

※현재 음주자의 문제음주율: 현재 음주자 중에서 최근 12개월 동안 음주 후 문제행동(스트레스를 풀기 위해 또는 어울리기 위해 술을 마신 경험, 혼자서 술을 마신 경험, 가족이나 친구로부터 술을 줄이라는 충고를 들은 경험, 술을 마시고 오토바이나 자전거 운전을 하거나 술을 마신 사람이 운전하는 오토바이나 자전거, 자동차에 탑승한 경험, 술을 마시고 기억이 끊긴 경험, 술을 마시고 다른 사람과 시비를 벌인 경험)을 두 가지 이상 경험한 적이 있는 사람의 분율



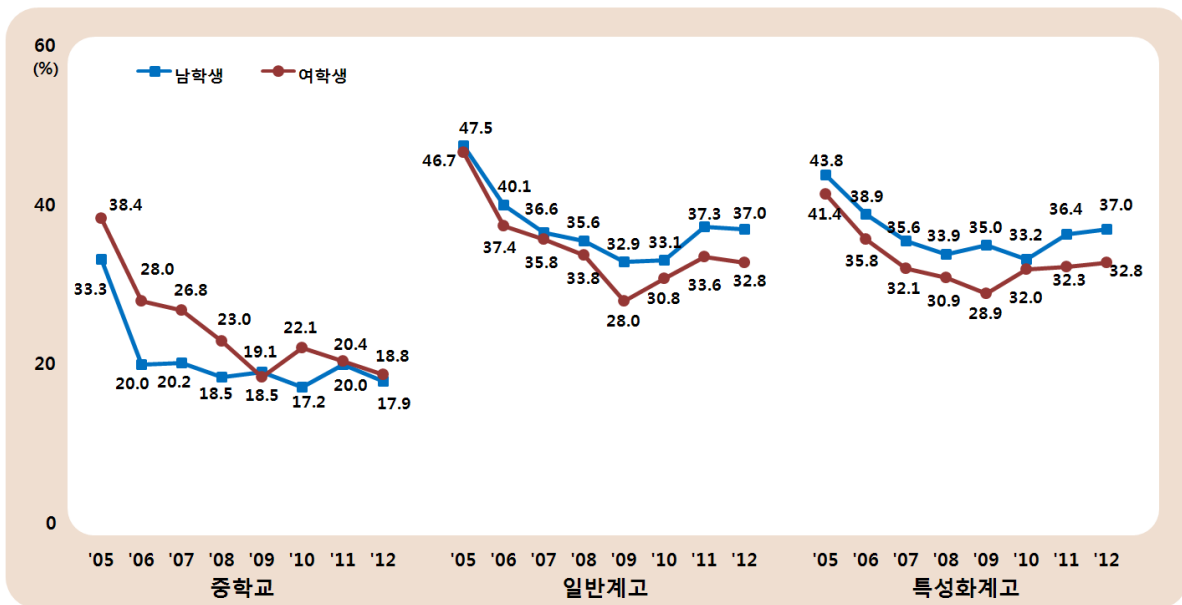


그림11. 현재 음주자의 주류 구매율 추이

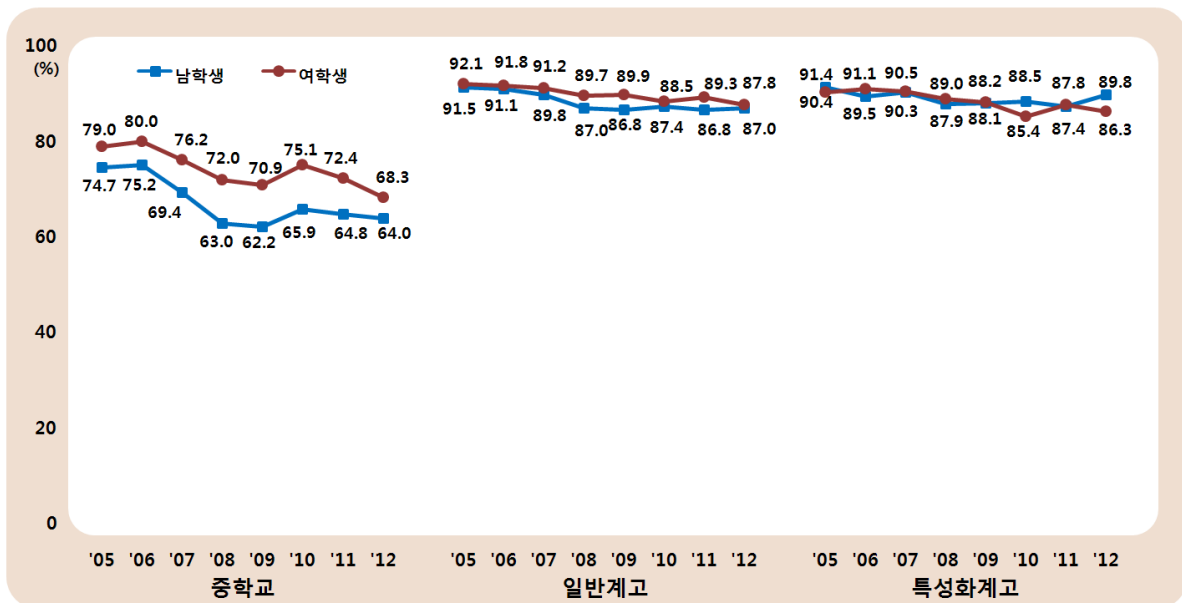


그림12. 구매 시도자의 주류 구매 용이성 추이

※현재 음주자의 주류 구매율: 현재 음주자 중에서 최근 30일 동안 본인이 마신 술을 편의점이나 가게 등에서 구매한 사람의 분율

※구매 시도자의 주류 구매 용이성: 구매 시도자 중에서 최근 30일 동안 편의점이나 가게 등에서 술을 사려고 했을 때 '많이 노력', '조금만 노력' 또는 '노력 없이도 쉽게' 살 수 있었던 사람의 분율



### 비만을

비만을(자기기입식 신장, 체중으로 산출)은 남학생 12.3%로 여학생 5.7%보다 높았으며, 학교급별로 특성화계고(남 15.3%, 여 9.3%), 일반계고(남 13.5%, 여 6.4%), 중학교(남 10.5%, 여 4.4%) 순으로 높았다. 최근 8년간 연도별 추이는 남녀학생 모두 비슷한 수준이었으나 2012년은 2011년에 비해 증가하였다(결과표26). 고등학생의 경우 미국(남 16.1%, 여 9.8%)<sup>1)</sup>보다 남녀학생 모두 낮았다.

### 체중감소/부적절한 체중감소방법 시도율

최근 30일 동안 체중 감소를 위해 노력한 적이 있는 남학생은 22.4%로 여학생 43.5%보다 낮았으며, 학교급별로 특성화계고(남 25.4%, 여 48.9%), 중학교(남 22.1%, 여 43.1%), 일반계고(남 21.9%, 여 42.6%) 순으로 높았다(그림14, 결과표29). 고등학생의 경우 미국(남 31.6%, 여 61.2%)<sup>1)</sup>보다 남녀학생 모두 낮았다.

최근 30일 동안 체중 감소 시도 학생 중 부적절한 체중감소방법(단식, 의사처방 없이 마음대로 살 빼는 약 먹음, 설사약 또는 이뇨제 복용, 식사 후 구토, 한 가지 음식만 먹는 다이어트)을 시도한 적이 있는 남학생은 14.0%로 여학생 20.1%보다 낮았으며, 학교급별로 특성화계고(남 18.8%, 여 29.3%), 일반계고(남 13.7%, 여 20.6%), 중학교(남 12.9%, 여 17.3%) 순으로 높았다(그림15, 결과표32).

### 신체이미지 왜곡 인지도

체질량지수 85백분위수 미만인 학생 중 자신의 체형을 살이 찌 편이라고 인지한 남학생은

22.2%로 여학생 35.6%보다 낮았으며, 학교급별로 남학생은 중학교(23.4%), 일반계고(21.3%), 특성화계고(20.2%) 순으로 높은 반면 여학생은 특성화계고(40.7%), 일반계고(38.9%), 중학교(31.7%) 순으로 높았다. 2008년 이후 남학생은 감소하는 경향이었으나 여학생은 비슷한 수준이었다(그림16, 결과표33).

### 참고문헌

1. Eaton DK et al. Youth Risk Behavior Surveillance—United States, 2011. Morbidity and Mortality Weekly Report 61(SS-4), 2012.



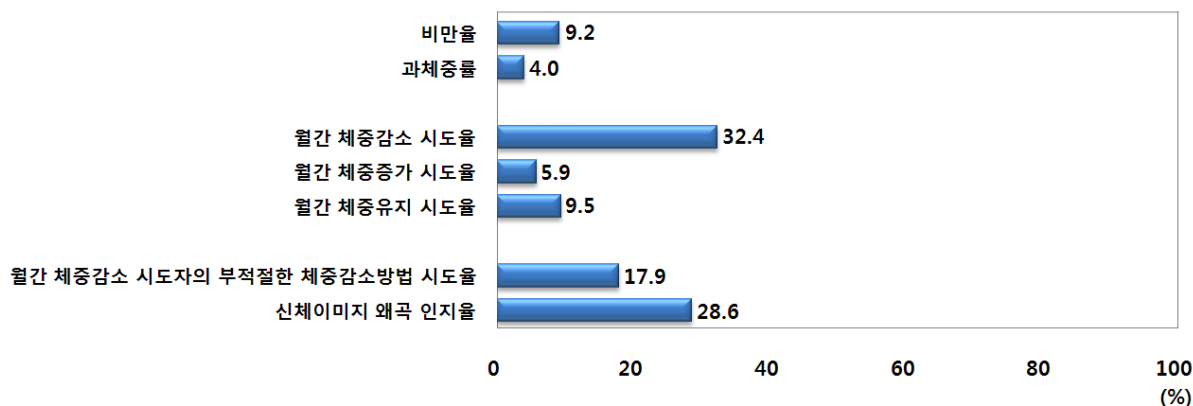


그림13. 비만 및 체중조절 영역 주요결과('12년)

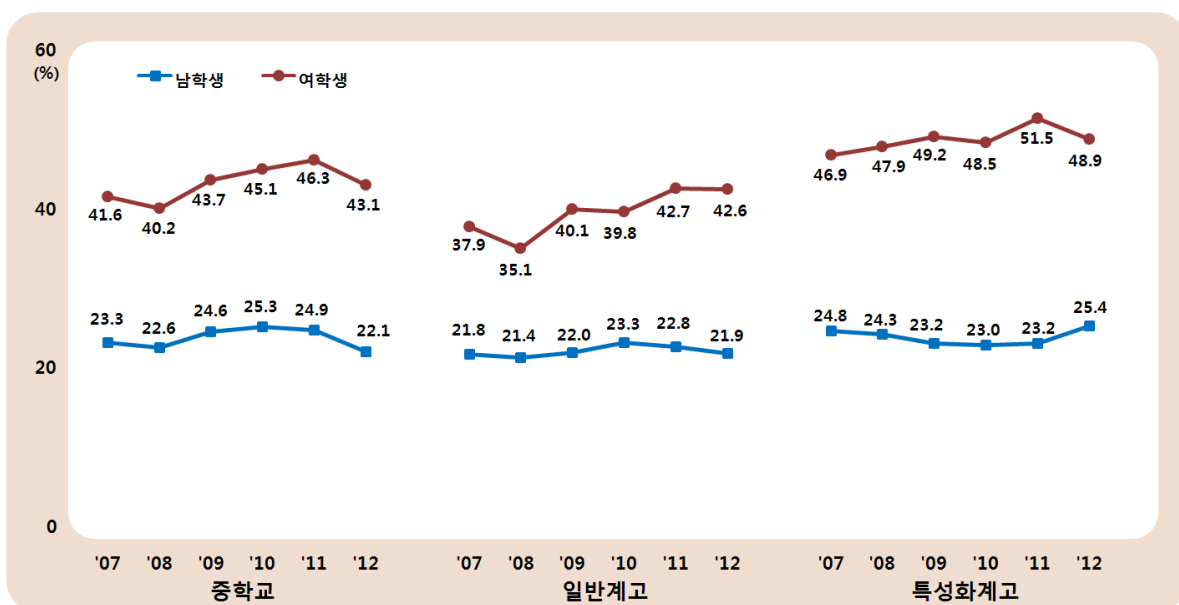


그림14. 월간 체중감소 시도율 추이

- ※비만을: 2007년 소아청소년 성장도표 연령별 체질량지수 기준 95백분위수 이상 또는 체질량지수 25 이상인 사람의 분율, 체질량지수(BMI)=체중(kg)/[신장(m)]<sup>2</sup>
- ※과체중을: 2007년 소아청소년 성장도표 연령별 체질량지수 기준 85백분위수 이상에서 95백분위수 미만인 사람의 분율, 체질량지수(BMI)=체중(kg)/[신장(m)]<sup>2</sup>
- ※월간 체중감소 시도율: 최근 30일 동안 체중 감소를 위해 노력한 적이 있는 사람의 분율
- ※월간 체중증가 시도율: 최근 30일 동안 체중 증가를 위해 노력한 적이 있는 사람의 분율
- ※월간 체중유지 시도율: 최근 30일 동안 체중 유지를 위해 노력한 적이 있는 사람의 분율
- ※월간 체중감소 시도자의 부적절한 체중감소방법 시도율: 월간 체중감소 시도자 중에서 최근 30일 동안 부적절한 방법(단식, 의사처방 없이 마음대로 살 빼는 약 먹음, 설사약 또는 이뇨제, 식사 후 구토, 한 가지 음식만 먹는 다이어트)으로 체중 감소를 시도한 적이 있는 사람의 분율
- ※신체이미지 왜곡 인지율: 2007년 소아청소년 성장도표 연령별 체질량지수 기준 85백분위수 미만인 자 중에서 자신의 체형을 살이 찌 편이라고 인지하는 사람의 분율, 체질량지수(BMI)=체중(kg)/[신장(m)]<sup>2</sup>



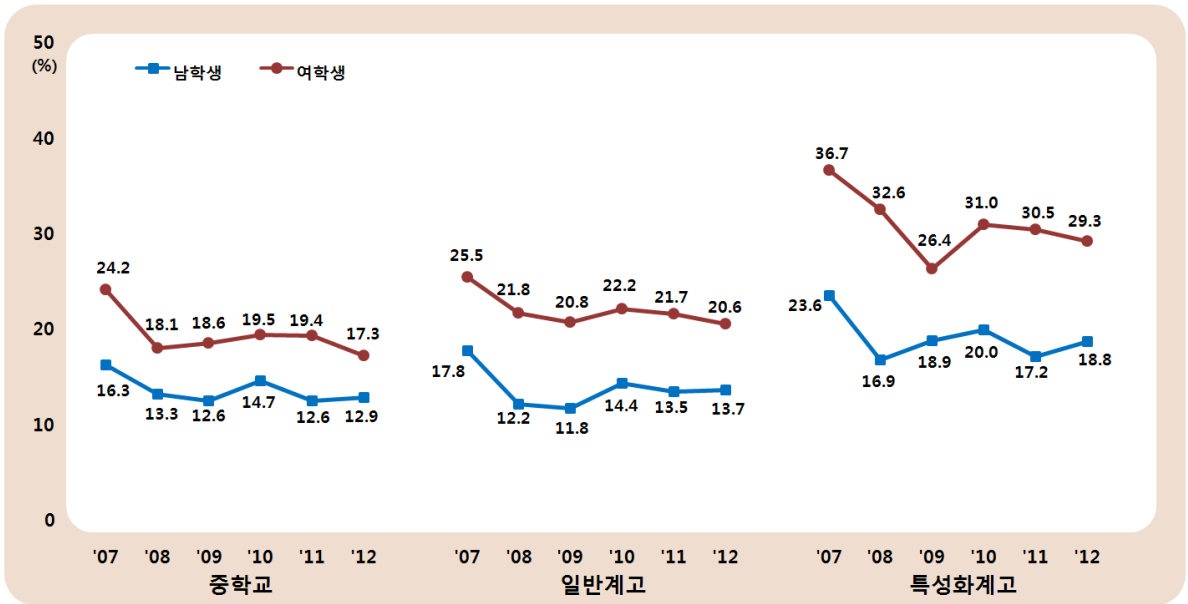


그림15. 월간 부적절한 체중감소방법 시도율 추이

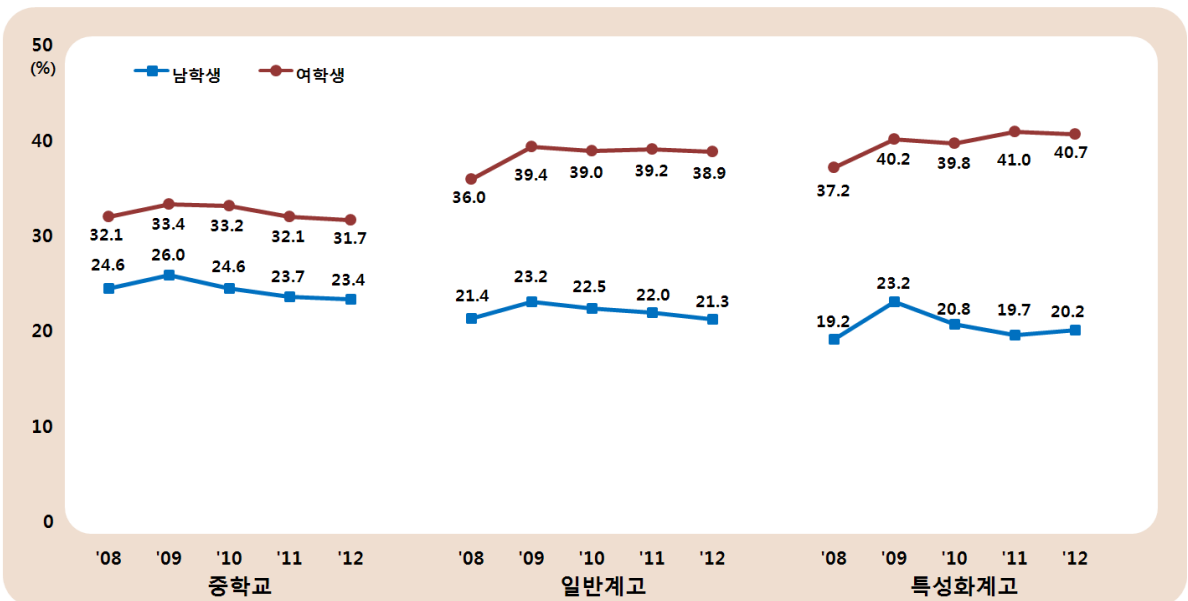


그림16. 신체이미지 왜곡 인지율 추이

※월간 체중감소 시도자의 부적절한 체중감소방법 시도율: 월간 체중감소 시도자 중에서 최근 30일 동안 부적절한 방법(단식, 의사처방 없이 마음대로 살 빼는 약 먹음, 설사약 또는 이뇨제, 식사 후 구토, 한 가지 음식만 먹는 다이어트)으로 체중 감소를 시도한 적이 있는 사람의 비율  
 ※신체이미지 왜곡 인지율: 2007년 소아청소년 성장도표 연령별 체질량지수 기준 85백분위수 미만인 자 중에서 자신의 체형을 살이 찌 편이라고 인지하는 사람의 비율, 체질량지수(BMI)=체중(kg)/신장(m)<sup>2</sup>



### 격렬한 신체활동 실천율

최근 7일 동안 격렬한 신체활동을 20분 이상 한 날이 3일 이상이었던 남학생은 46.3%로 여학생 19.5%보다 2배 이상 높았다. 학교급별로 남학생은 중학교(53.9%), 일반계고(39.7%), 특성화계고(37.3%) 순으로, 여학생은 중학교(24.6%), 특성화계고(17.0%), 일반계고(13.8%) 순으로 높았다(결과표 34).

### 근력운동 실천율

최근 7일 동안 근력강화운동을 3일 이상 한 남학생은 28.2%로 여학생 9.2%보다 높았다. 남

학생은 중학교(28.0%)와 고등학교(28.4%)가 비슷한 반면, 여학생은 중학교(11.3%), 특성화계고(8.0%), 일반계고(6.9%) 순으로 높았다(결과표 37).

### 주중 앉아있는 여가시간을

주중 여가시간에 TV보기(교육방송 시청 제외), 게임, 인터넷, 수다떨기 등으로 앉아서 보낸 시간이 하루 평균 2시간 이상인 남학생은 45.4%로 여학생 50.7%보다 낮았고, 학교급별로 특성화계고(남 59.5%, 여 60.9%), 중학교(남 46.2%, 여 54.1%), 일반계고(남 40.0%, 여 43.6%) 순으로 높았다. 2011년에 비해 남녀 모두 감소하였다(결과표 38).

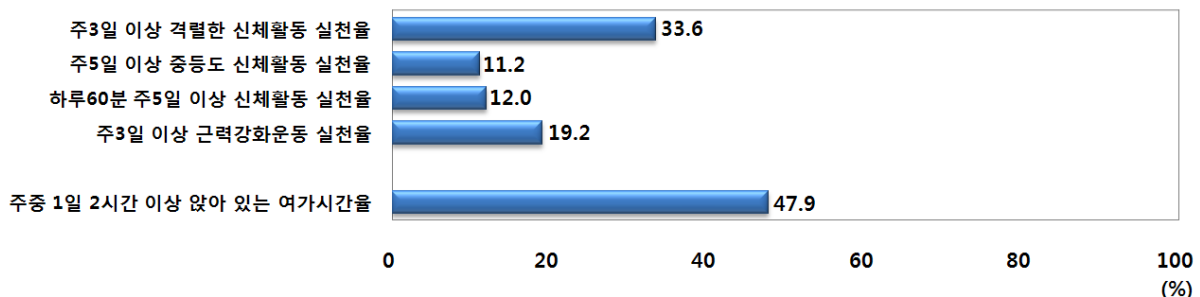


그림17. 신체활동 영역 주요결과('12년)

- ※주3일 이상 격렬한 신체활동 실천율: 최근 7일 동안 격렬한 신체활동(조깅, 축구, 농구, 태권도, 등산, 빠른 속도의 자전거타기, 빠른 수영, 무거운 물건 나르기 등)을 20분 이상 한 날이 3일 이상인 사람의 비율
- ※주5일 이상 중등도 신체활동 실천율: 최근 7일 동안 중등도 신체활동(타구, 가벼운 물건 나르기, 천천히 하는 수영, 시합으로 하지 않는 배구, 배드민턴 등)을 30분 이상 한 날이 5일 이상인 사람의 비율
- ※하루60분 주5일 이상 신체활동 실천율: 최근 7일 동안 운동종류 상관없이 심장박동이 평상시보다 증가하거나, 숨이 찬 정도의 신체활동을 하루에 총합이 60분 이상 한 날이 5일 이상인 사람의 비율
- ※주3일 이상 근력강화운동 실천율: 최근 7일 동안 근력강화운동(팔굽혀펴기, 윗몸일으키기, 역기 들기, 아령, 철봉, 평행봉 등)을 3일 이상 한 사람의 비율
- ※주중 1일 2시간 이상 앉아 있는 여가시간을: 지난주 주중(월~금) 여가시간에 TV보기(교육방송 시청 제외), 게임, 인터넷, 수다떨기 등으로 앉아서 보낸 시간이 하루 평균 2시간 이상인 사람의 비율



### 아침식사 결식률

최근 7일 동안 아침식사를 5일 이상 먹지 않은 남학생은 24.9%, 여학생은 24.6%이었으며, 학교급별로는 특성화계고(남 34.7%, 여 33.6%), 중학교(남 24.2%, 여 24.3%), 일반계고(남 22.7%, 여 22.4%) 순으로 높았다. 최근 8년간 연도별 추이는 중학교, 일반계 고등학교 남녀학생 모두 비슷한 수준이었으나, 특성화계 고등학교는 남녀 모두 감소하는 경향이었다(그림19, 결과표39).

### 과일/채소 섭취율

최근 7일 동안 1일 1회 이상 과일(과일주스 제외)을 섭취한 남학생은 17.4%로 여학생 20.1%보다 낮았으며, 학교급별로 중학교(남 20.4%, 여 23.0%), 일반계고(남 16.0%, 여 18.9%), 특성화계고(남 9.4%, 여 11.6%) 순으로 높았다. 2008년 이후 연도별 추이는 중·고등학교 남녀학생 모두 감소하는 경향이었다(그림20, 결과표42).

최근 7일 동안 1일 3회 이상 채소반찬(김치 제외)을 섭취한 남학생은 17.9%로 여학생 16.2%보다 높았으며, 학교급별로 중학교(남 19.3%, 여 17.6%), 일반계고(남 17.3%, 여 15.8%), 특성화계고(남 14.4%, 여 11.6%) 순으로 높았다(결과표43).

고등학교의 경우 과일 섭취는 미국(1일 2회 이상 과일 또는 100% 과일 주스 섭취율, 남 36.5%, 여 31.2%)<sup>1)</sup>보다 낮았으나, 채소 섭취는 미국(1일 3회 이상 채소 섭취율, 남 16.6%, 여 13.9%)<sup>1)</sup>보다 높았다.

### 우유 섭취율

최근 7일 동안 1일 2회 이상 우유를 마신 남학생은 16.9%로 여학생 8.7%보다 2배 이상 높았으며, 학교급별로 중학교(남 22.2%, 여 12.2%), 일반계고(남 12.6%, 여 5.3%), 특성화계고(남 9.8%, 여 5.3%) 순으로 높았다(결과표44).

### 탄산음료/패스트푸드 섭취율

최근 7일 동안 3회 이상 탄산음료를 마시는 남학생은 30.1%(중학교 28.0%, 일반계고 30.0%, 특성화계고 38.6%)로 여학생 18.0%(중학교 18.5%, 일반계고 15.2%, 특성화계고 25.1%)보다 높았다(그림21, 결과표45).

최근 7일 동안 3회 이상 피자, 햄버거, 치킨 같은 패스트푸드를 먹는 남학생은 12.6%(중학교 11.0%, 일반계고 13.7%, 특성화계고 15.3%)로 여학생 10.3%(중학교 9.7%, 일반계고 10.2%, 특성화계고 13.6%)보다 높았다(그림22, 결과표46).

탄산음료, 패스트푸드 섭취율의 연도별 추이는 2007년부터 2009년까지는 감소하였으나, 이후 비슷한 수준이었다.

#### 참고문헌

1. Eaton DK et al. Youth Risk Behavior Surveillance—United States, 2011. Morbidity and Mortality Weekly Report 61(SS-4), 2012.



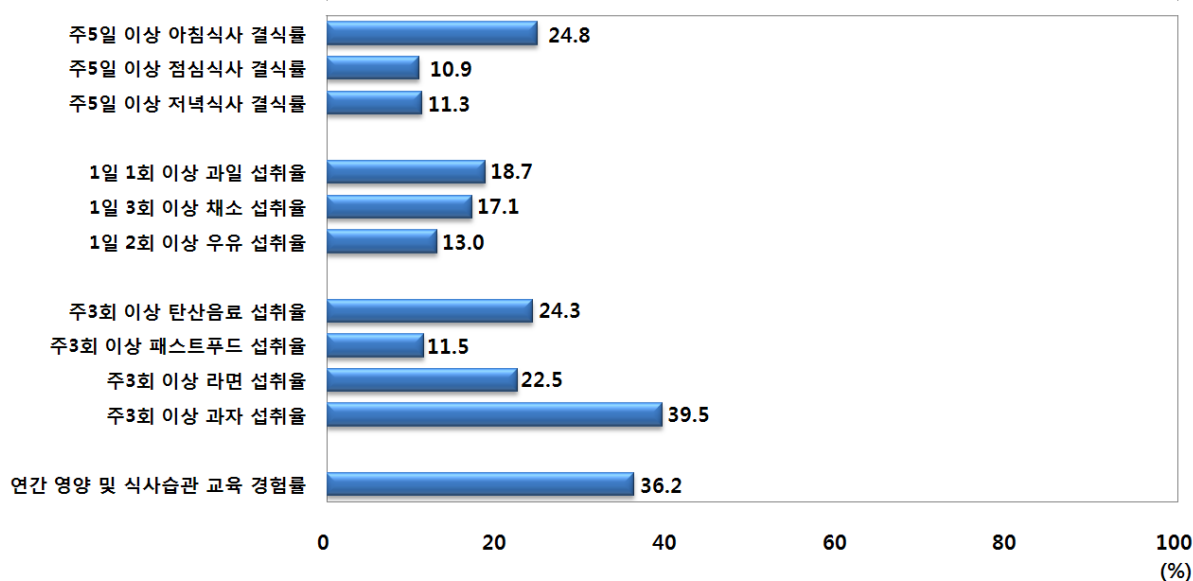


그림18. 식습관 영역 주요결과('12년)

※주5일 이상 아침식사 결식률: 최근 7일 동안 아침식사를 5일 이상 먹지 않은 사람의 분율

※주5일 이상 점심식사 결식률: 최근 7일 동안 점심식사를 5일 이상 먹지 않은 사람의 분율

※주5일 이상 저녁식사 결식률: 최근 7일 동안 저녁식사를 5일 이상 먹지 않은 사람의 분율

※1일 1회 이상 과일 섭취율: 최근 7일 동안 1일 1회 이상 과일(과일주스 제외)을 먹은 사람의 분율

※1일 3회 이상 채소 섭취율: 최근 7일 동안 1일 3회 이상 채소반찬(김치 제외)을 먹은 사람의 분율

※1일 2회 이상 우유 섭취율: 최근 7일 동안 1일 2회 이상 우유(흰우유, 색깔우유 모두 포함)를 마신 사람의 분율

※주3회 이상 탄산음료 섭취율: 최근 7일 동안 3회 이상 탄산음료를 마신 사람의 분율

※주3회 이상 패스트푸드 섭취율: 최근 7일 동안 3회 이상 피자, 햄버거, 치킨 같은 패스트푸드를 먹은 사람의 분율

※주3회 이상 라면 섭취율: 최근 7일 동안 3회 이상 라면이나 컵라면을 먹은 사람의 분율

※주3회 이상 과자 섭취율: 최근 7일 동안 3회 이상 과자를 먹은 사람의 분율

※연간 영양 및 식사습관 교육 경험률: 최근 12개월 동안 학교에서(수업시간, 방송교육, 강당에서의 교육 등 모두 포함) 영양 및 식사습관에 대한 교육을 받은 적이 있는 사람의 분율



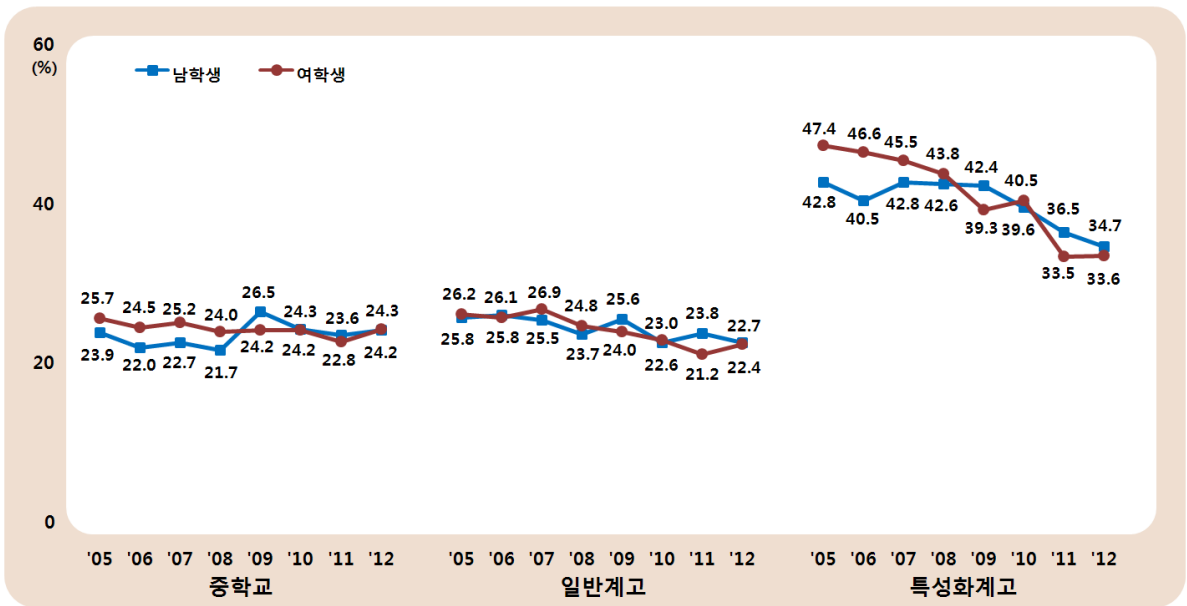


그림19. 주5일 이상 아침식사 결식을 추이

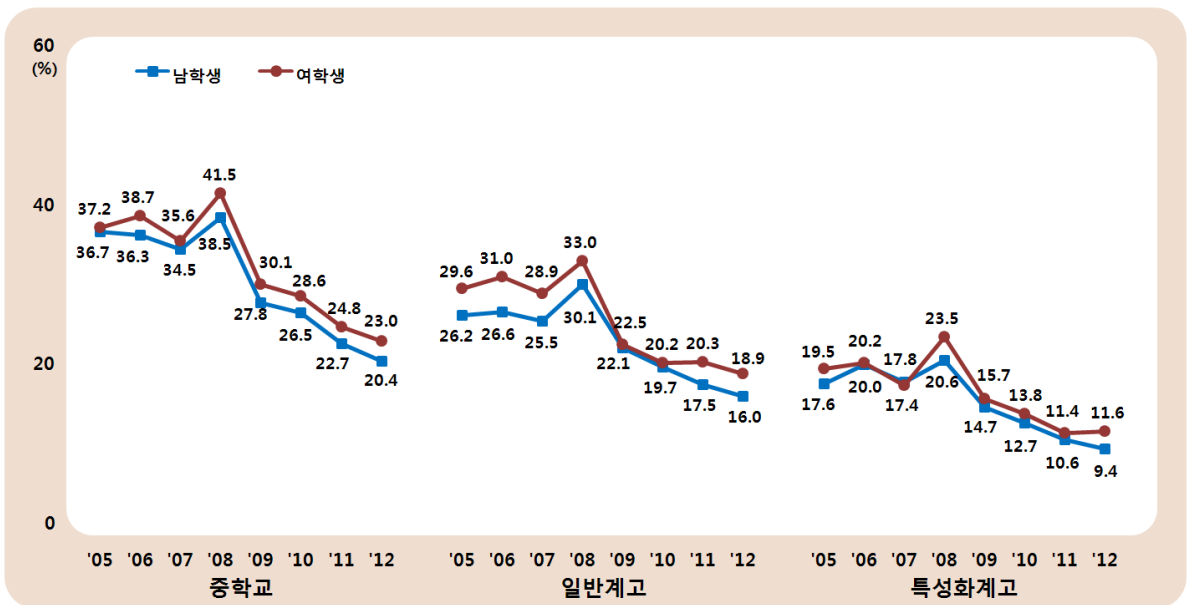


그림20. 1일 1회 이상 과일 섭취율 추이

※주5일 이상 아침식사 결식률: 최근 7일 동안 아침식사를 5일 이상 먹지 않은 사람의 분율

※1일 1회 이상 과일 섭취율: 최근 7일 동안 1일 1회 이상 과일(과일주스 제외)을 먹은 사람의 분율



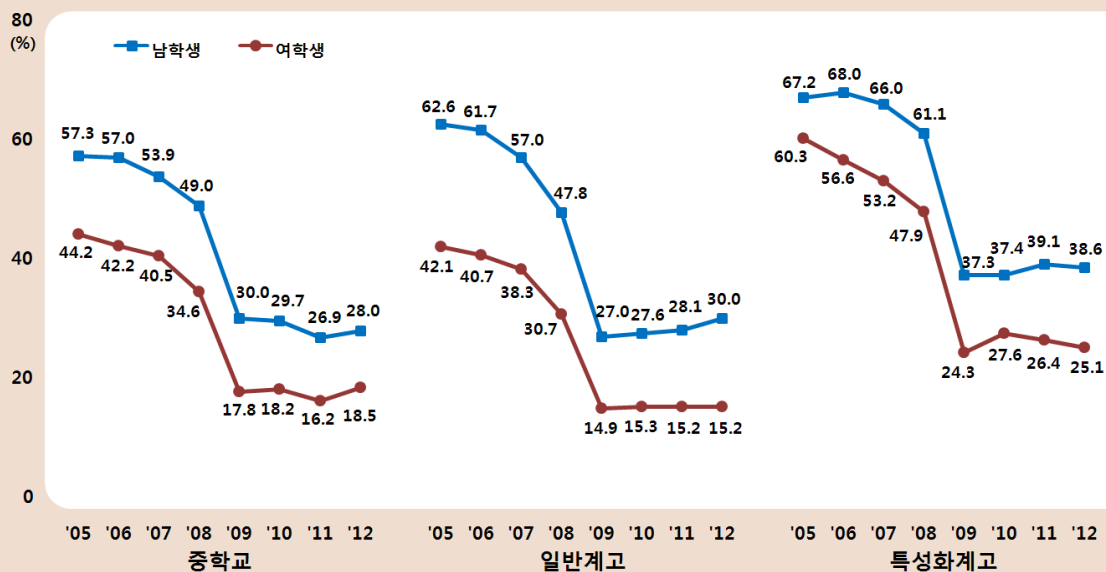


그림21. 주3회 이상 탄산음료 섭취율 추이

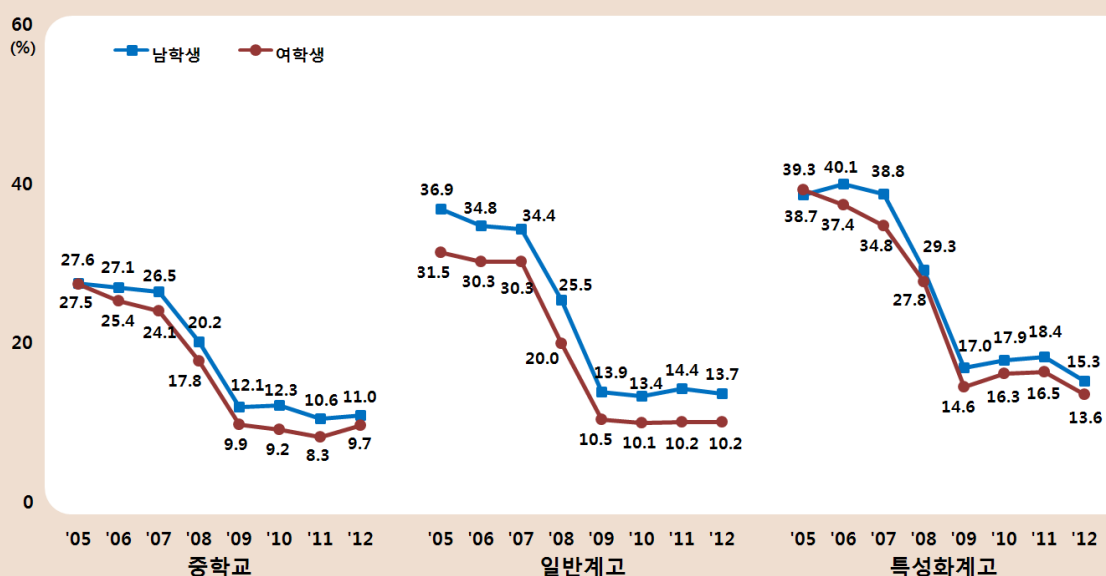


그림22. 주3회 이상 패스트푸드 섭취율 추이

※주3회 이상 탄산음료 섭취율: 최근 7일 동안 3회 이상 탄산음료를 마신 사람의 분율

※주3회 이상 패스트푸드 섭취율: 최근 7일 동안 3회 이상 피자, 햄버거, 치킨 같은 패스트푸드를 먹은 사람의 분율



### 앞좌석 안전벨트 미착용률

승용차나 택시 앞좌석 탑승 경험자 중 안전벨트를 착용하지 않은 남학생은 33.5%, 여학생은 33.6%이었으며, 학교급별로는 특성화계고(남 46.9%, 여 42.2%), 일반계고(남 34.1%, 여 33.5%), 중학교(남 29.7%, 여 31.7%) 순으로 높았다(그림24, 결과표50). 2009년 이후 연도별 추이는 중·고등학교 남녀학생 모두 감소하는 경향이었으나 2012년에 증가하였다. 고등학생의 경우 미국(남 8.9%, 여 6.3%)<sup>1)</sup>보다 높았다.

### 참고문헌

1. Eaton DK et al. Youth Risk Behavior Surveillance-United States, 2011. Morbidity and Mortality Weekly Report 61(SS-44), 2012.

### 자전거 헬멧 미착용률

최근 12개월 동안 자전거를 타 본 사람 중 헬멧을 착용하지 않은 남학생은 94.3%로 여학생 95.6%보다 낮았으며, 학교급별로는 일반계고(남 95.2%, 여 96.9%), 특성화계고(남 95.0%, 여 96.0%), 중학교(남 93.6%, 여 94.8%) 순으로 높았다(결과표53). 2009년 이후 연도별 추이는 중·고등학교 남녀학생 모두 비슷한 수준이었다. 고등학생의 경우 미국(남 88.8%, 여 85.9%)<sup>1)</sup>보다 높았다.

### 오토바이 헬멧 미착용률

최근 12개월 동안 오토바이를 운전하거나 뒷자리에 동승 경험이 있는 사람 중 헬멧을 착용하지 않은 남학생은 74.0%로 여학생 72.9%보다 높았으며, 학교급별로는 특성화계고(남 77.3%, 여 79.4%), 일반계고(남 76.3%, 여 76.0%), 중학교(남 70.5%, 여 69.5%) 순으로 높았다. 2009년 이후 연도별 추이는 중·고등학교 남녀학생 모두 비슷한 수준이었다(결과표54).



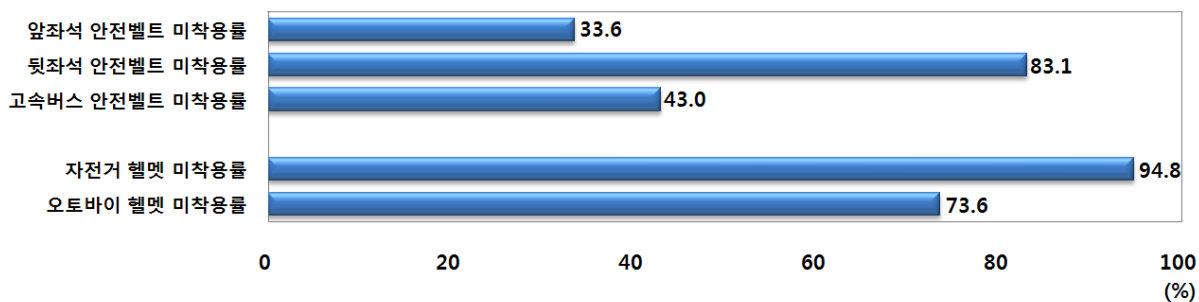


그림23. 손상예방 영역 주요결과('12년)

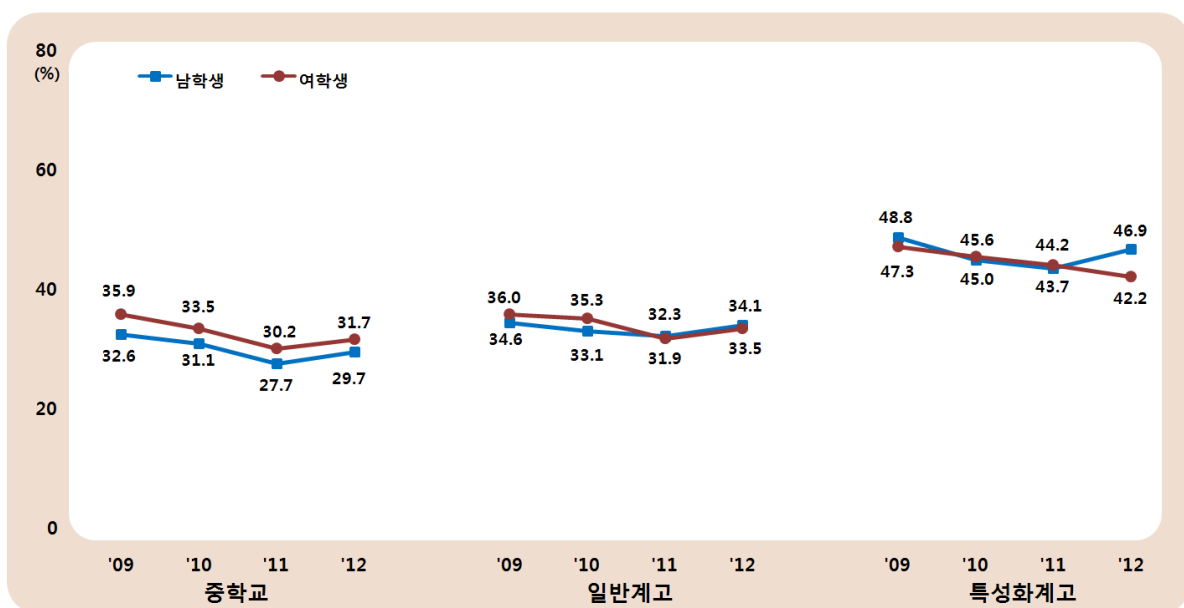


그림24. 앞좌석 안전벨트 미착용률 추이

※앞좌석 안전벨트 미착용률: 승용차나 택시 앞좌석 탑승 경험자 중에서 안전벨트를 '가끔 매는 편' 또는 '전혀 매지 않는' 사람의 비율

※뒷좌석 안전벨트 미착용률: 승용차나 택시 뒷좌석 탑승 경험자 중에서 안전벨트를 '가끔 매는 편' 또는 '전혀 매지 않는' 사람의 비율

※고속버스 안전벨트 미착용률: 고속버스 탑승 경험자 중에서 안전벨트를 '가끔 매는 편' 또는 '전혀 매지 않는' 사람의 비율

※자전거 헬멧 미착용률: 최근 12개월 동안 자전거를 타 본 사람 중에서 헬멧을 '가끔 착용' 또는 '전혀 착용하지 않는' 사람의 비율

※오토바이 헬멧 미착용률: 최근 12개월 동안 오토바이를 운전하거나 뒷자리 동승 경험자 중에서 헬멧을 '가끔 착용' 또는 '전혀 착용하지 않는' 사람의 비율



### 성관계 경험률

평생동안 성관계(이성 또는 동성) 경험이 있는 남학생은 5.9%로 여학생 2.6%보다 높았으며, 각 학교급별로 특성화계교(남 14.1%, 여 6.1%), 일반계고(남 7.7%, 여 2.8%), 중학교(남 2.5%, 여 1.6%) 순으로 높았다(그림26, 결과표55). 고등학생의 경우 미국(남 49.2%, 여 45.6%)<sup>1)</sup>보다 낮았다.

평생 성관계(이성 또는 동성) 경험자 중 술 마신 후 성관계(이성 또는 동성)를 한 적이 있는 남학생 41.4%, 여학생 43.2%이었고, 학교급별로 특성화계교(남 50.6%, 여 52.6%), 일반계고(남 42.8%, 여 43.2%), 중학교(남 25.3%, 여 34.9%) 순으로 높았다(결과표56).

### 피임 실천율

평생 성관계(이성) 경험자 중 성관계 시 피임을 하는 남학생은 42.8%, 여학생은 41.1%이었다(결과표59).

### 임신/인공임신중절수술 경험률

임신을 해 본 적이 있는 여학생은 0.3%였고(결과표60), 인공임신중절수술을 받은 적이 있는 여학생은 0.2%이었다(결과표61).

### 성병 경험률

평생 성관계(이성 또는 동성) 경험자 중 성병에 걸려본 적이 있는 남학생은 7.8%로 여학생 12.8%보다 낮았다(결과표62). 최근 8년간 연도별 추이는 2005년부터 2010년까지는 비슷한 수준이었으나, 이후 남학생은 감소하는 경향이었고, 여학생은 증가하는 경향이였다.

### 몽정/월경 시작 연령

남학생의 몽정 경험 시작 연령 평균은 만12.6세이었고(결과표63), 여학생의 월경 경험 시작 연령 평균은 만11.7세이었다(결과표64).

### 연간 성교육 경험률

최근 12개월 동안 학교에서 성교육을 받은 적이 있는 남학생은 65.2%로 여학생 71.0%보다 낮았으며, 학교급별로 중학교(남학생 69.8%, 여학생 77.8%), 특성화계교(남학생 61.9%, 여학생 68.6%), 일반계고(남학생 60.5%, 여학생 63.2%) 순으로 높았다(결과표65).

#### 참고문헌

1. Eaton DK et al. Youth Risk Behavior Surveillance—United States, 2011. Morbidity and Mortality Weekly Report 61(SS-4), 2012.



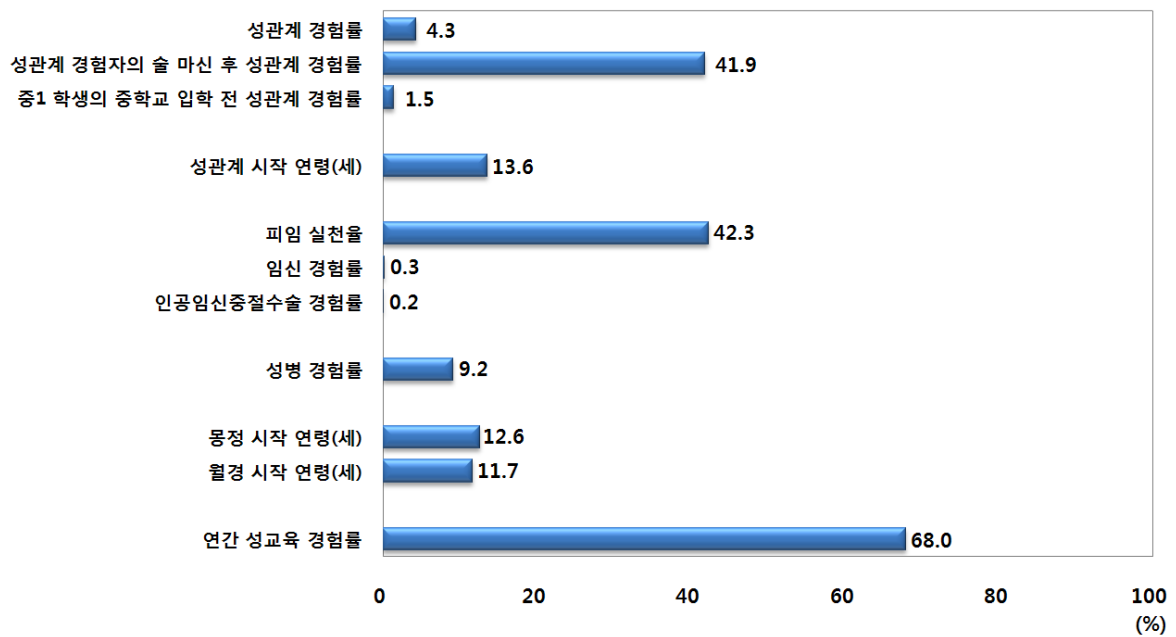


그림25. 성행태 영역 주요결과('12년)

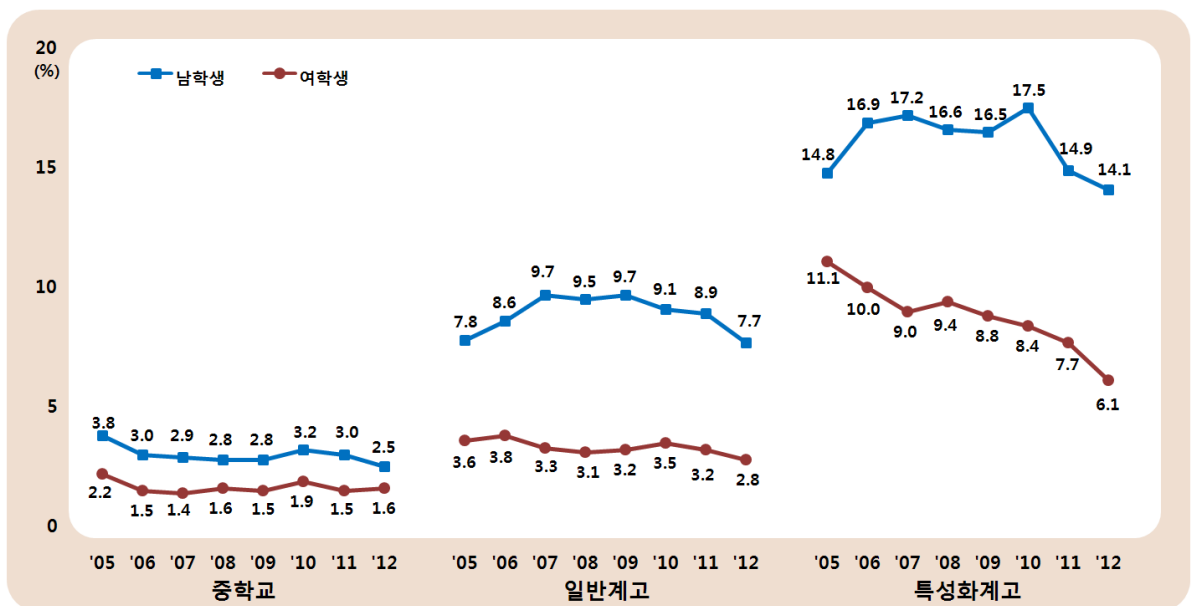


그림26. 성관계 경험률 추이

- ※성관계 경험률: 평생동안 성관계(이성 또는 동성) 경험이 있는 사람의 비율
- ※성관계 경험자의 술 마신 후 성관계 경험률: 평생 성관계(이성 또는 동성) 경험자 중 술을 마신 후 성관계(이성 또는 동성)를 한 적이 있는 사람의 비율
- ※중1 학생의 중학교 입학 전 성관계 경험률: 중학교 1학년 학생 중에서 중학교 입학하기 이전에 성관계(이성 또는 동성)를 해 본 적이 있는 사람의 비율
- ※성관계 시작 연령: 평생 성관계(이성 또는 동성) 경험자 중 성관계(이성 또는 동성)를 처음 시작한 연령의 평균
- ※피임 실천율: 평생 성관계(이성) 경험자 중 성관계 시 '항상' 또는 '대부분' 피임을 한 사람의 비율
- ※임신 경험률: 여학생 중 임신을 해 본 적이 있는 사람의 비율
- ※인공임신중절수술 경험률: 여학생 중 인공임신중절수술을 받은 적이 있는 사람의 비율
- ※성병 경험률: 평생 성관계(이성 또는 동성) 경험자 중 성병에 걸려본 적이 있는 사람의 비율
- ※몽정 시작 연령: 몽정 경험 남학생 중 처음으로 몽정을 경험한 시작 연령의 평균
- ※월경 시작 연령: 월경 경험 여학생 중 처음으로 월경을 경험한 시작 연령의 평균
- ※연간 성교육 경험률: 최근 12개월 동안 학교에서(수업시간, 방송교육, 강당에서의 교육 등 모두 포함) 성교육을 받은 적이 있는 사람의 비율



### 스트레스 인지율

스트레스를 많이 느끼는 남학생은 34.8%로 여학생 49.6%보다 낮았으며, 학교급별로 일반계고(남 37.0%, 여 52.8%), 특성화계고(남 36.3%, 여 56.0%), 중학교(남 32.7%, 여 45.6%) 순으로 높았다(그림28, 결과표66). 최근 8년간 연도별 추이는 남녀학생 모두 2005년부터 2010년까지는 비슷한 수준이었으나, 이후 감소하는 경향이였다.

### 우울감 경험률

최근 12개월 동안 2주 내내 일상생활을 중단할 정도로 슬프거나 절망감을 느낀 적이 있는 남학생은 25.5%로 여학생 36.0%보다 낮았으며, 학교급별로 특성화계고(남 28.5%, 여 39.7%), 일반계고(남 27.4%, 여 37.7%), 중학교(남 23.1%, 여 33.8%) 순으로 높았다(결과표67). 2006년 이후 연도별 추이는 감소하는 경향이였다. 고등학생의 경우 미국(남 21.5%, 여 35.9%)<sup>1)</sup>보다 높았다.

### 자살 생각/계획/병원 치료 경험률

최근 12개월 동안 심각하게 자살을 생각한 적이 있는 남학생은 14.1%로 여학생 22.9%보다 높았다. 학교급별로 남학생은 일반계고(14.3%), 특성화계고(14.0%), 중학교(13.9%) 순으로 높았고, 여학생은 특성화계고(24.3%), 중학교(23.6%), 일반계고(21.6%) 순으로 높았다(결과표68). 최근 8년간 연도별 추이는 감소하는 경향이였다. 고등학생의 경우 미국(남 12.5%, 여 19.3%)<sup>1)</sup>보다 높았다.

최근 12개월 동안 자살하기 위해 구체적인 계획을 세운 적이 있는 학생은 6.3%, 자살을 시

도해 본 적이 있는 학생은 4.1%이었고, 자살 시도 후 병원에서 치료를 받은 적이 있는 학생은 0.6%이었다(결과표69-71). 고등학생의 경우 미국(자살 계획 12.8%, 자살 시도 7.8%, 자살 시도 후 치료 경험 2.4%)<sup>1)</sup>보다 높았다.

### 평균수면시간/주관적 수면 충족률

주중 평균수면시간은 중학생 7.1시간, 일반계 고등학생 5.5시간, 특성화계 고등학생 6.2시간이었다(결과표73).

최근 7일 동안 잠을 잔 시간이 피로회복에 충분하다고 생각하는 남학생은 33.2%로 여학생 23.2%보다 높았으며, 학교급별로 중학교(남 41.6%, 여 28.5%), 특성화계고(남 27.6%, 여 18.8%), 일반계고(남 24.6%, 여 17.9%) 순으로 높았다(결과표75).

### 참고문헌

1. Eaton DK et al. Youth Risk Behavior Surveillance—United States, 2011. Morbidity and Mortality Weekly Report 61(SS-4), 2012.



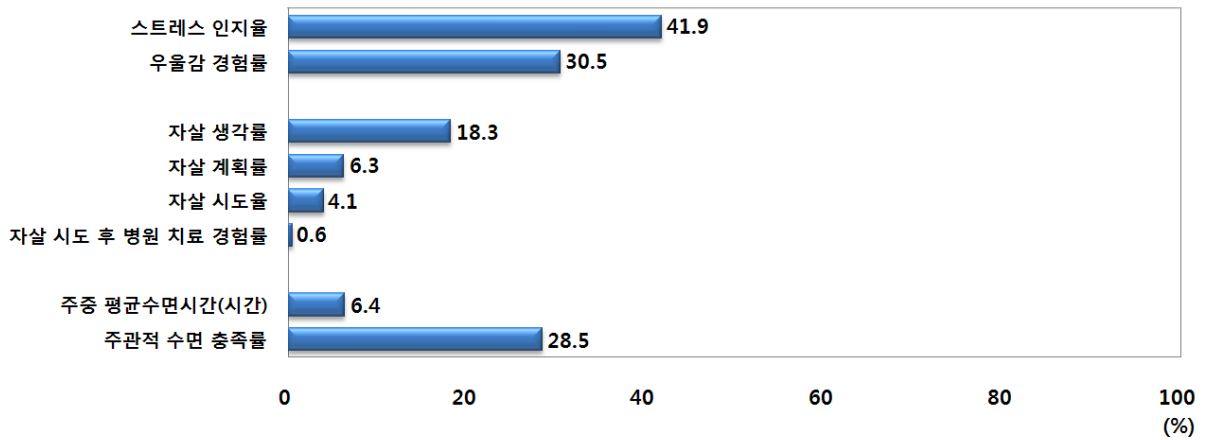


그림27. 정신보건 영역 주요결과('12년)

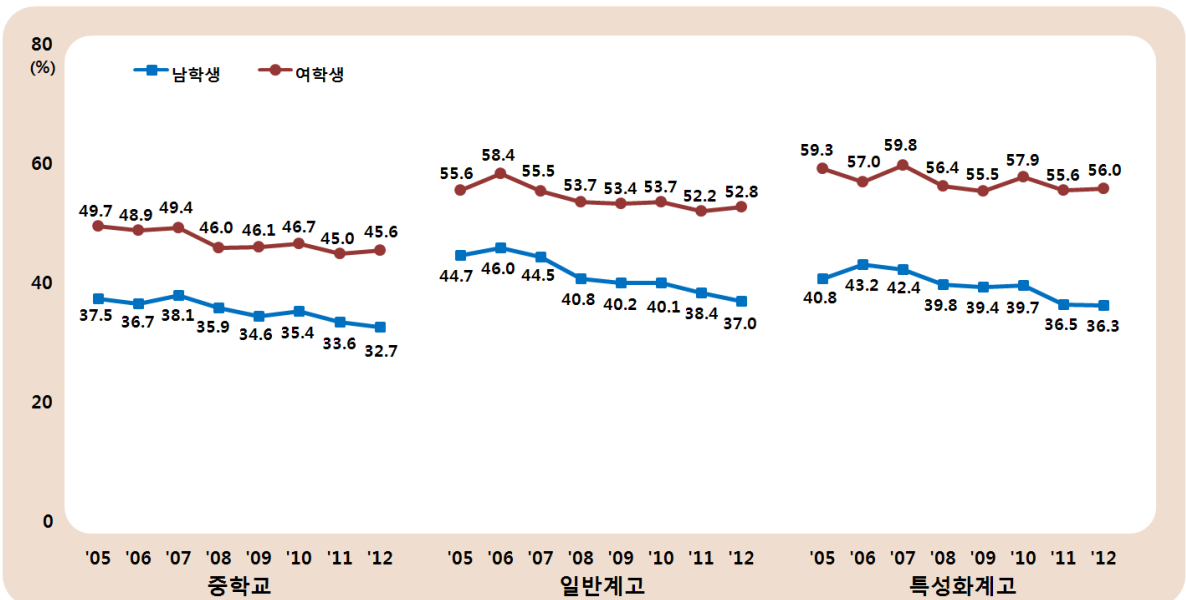


그림28. 스트레스 인지율 추이

※스트레스 인지율: 평상시 스트레스를 '대단히 많이' 또는 '많이' 느끼는 편인 사람의 분율  
 ※우울감 경험률: 최근 12개월 동안 2주 내내 일상생활을 중단할 정도로 슬프거나 절망감을 느낀 적이 있는 사람의 분율  
 ※자살 생각률: 최근 12개월 동안 심각하게 자살을 생각한 적이 있는 사람의 분율  
 ※자살 계획률: 최근 12개월 동안 자살하기 위해 구체적인 계획을 세운 적이 있는 사람의 분율  
 ※자살 시도율: 최근 12개월 동안 자살을 시도한 적이 있는 사람의 분율  
 ※자살 시도 후 병원 치료 경험률: 최근 12개월 동안 자살을 시도하여 병원에서 치료를 받은 적이 있는 사람의 분율  
 ※주중 평균수면시간: 지난주 주중(월~금요일) 수면시간의 평균  
 ※주관적 수면 충족률: 최근 7일 동안 잠을 잔 시간이 피로회복에 '매우 충분' 또는 '충분'하다고 생각하는 사람의 분율



### 칫솔질 실천율

최근 7일 동안 학교에서 점심식사 후 칫솔질을 하는 남학생은 26.9%로 여학생 51.6%보다 낮았으며, 학교급별로 일반계고(남 41.6%, 여 74.0%), 특성화계고(남 22.4%, 여 51.1%), 중학교(남 16.2%, 여 33.9%) 순으로 높았다. 2007년 학교에서 점심식사 후 이닦기 생활화 캠페인<sup>1)</sup> 이후 지속적으로 증가하였으나, 2012년은 2011년에 비해 감소하였다(그림30, 결과표76).

### 실란트/불소도포/스케일링 경험률

최근 12개월 동안 실란트를 받은 적이 있는 남학생은 22.1%로 여학생 29.2%보다 낮았으며, 학교급별로 중학교(남 23.0%, 여 31.0%), 일반계고(남 21.9%, 여 28.4%), 특성화계고(남 19.0%, 여 23.9%) 순으로 높았다(결과표79).

최근 12개월 동안 불소도포를 받은 적이 있는 남학생은 7.7%로 여학생 8.9%보다 낮았으며, 학교급별로 중학교(남 9.6%, 여 11.5%), 일반계고(남 6.2%, 여 6.5%), 특성화계고(남 5.0%, 여 5.9%) 순으로 높았다(결과표80).

최근 12개월 동안 스케일링을 받은 적이 있는 남학생은 17.9%로 여학생 22.4%보다 낮았으며, 학교급별로 일반계고(남 20.4%, 여 24.9%), 중학교(남 16.4%, 여 21.2%), 특성화계고(남 15.5%, 여 19.1%) 순으로 높았다(결과표81).

### 구강질환 증상 경험률

최근 12개월 동안 구강질환 증상(치아가 깨지거나 부러짐, 차갑거나 뜨거운 음료 혹은 음식을 마시거나 먹을 때 치아

가 아픔, 치아가 쭈시고 욱신거리고 아픔, 잇몸이 아프거나 피가 남, 혀 또는 입 안쪽 뺨이 욱신거리며 아픔, 불편한 입 냄새가 남)을 한 가지 이상 경험한 남학생은 60.1%로 여학생 67.6%보다 낮았으며, 학교급별로 특성화계고(남 64.9%, 여 72.8%), 일반계고(남 63.2%, 여 71.9%), 중학교(남 56.4%, 여 62.9%) 순으로 높았다. 2007년 이후 연도별 추이는 중·고등학생 남녀학생 모두 감소하는 경향이었다(결과표82).

#### 참고문헌

1. 교육과학기술부. 학생건강증진종합대책. 2007.



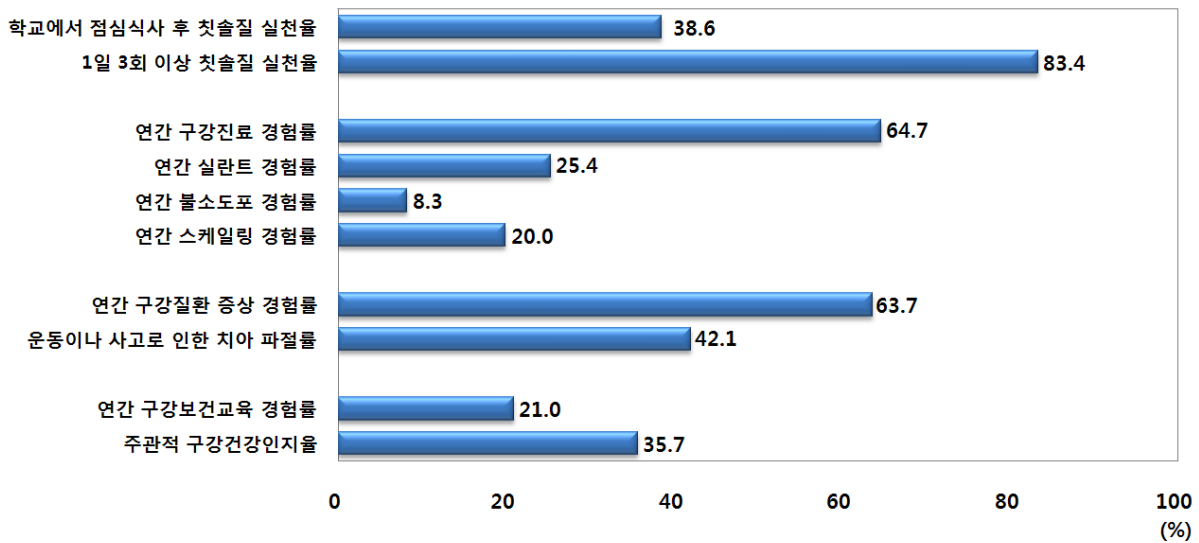


그림29. 구강보건 영역 주요결과('12년)

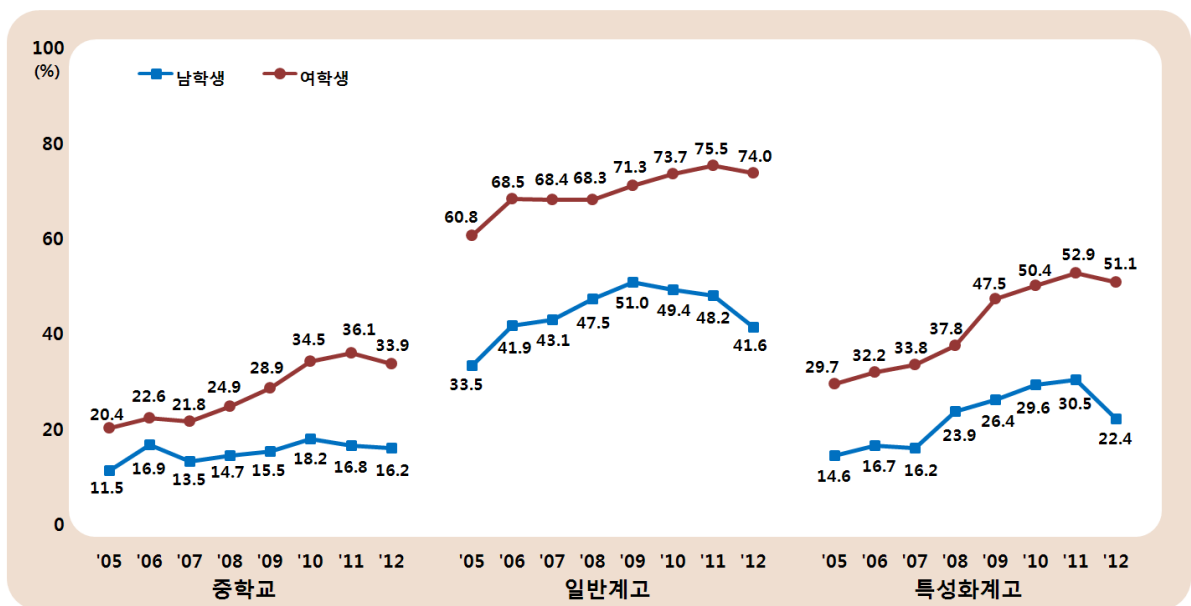


그림30. 학교에서 점심식사 후 칫솔질 실천율 추이

※학교에서 점심식사 후 칫솔질 실천율: 최근 7일 동안 학교에서 점심식사 후 칫솔질을 한 사람의 비율

※1일 3회 이상 칫솔질 실천율: 어제 하루 동안 칫솔질을 한 횟수가 총 3회 이상인 사람의 비율

※연간 구강진료 경험률: 최근 12개월 동안 1회 이상 치과진료(치과, 보건소에서의 구강검진 포함)를 받은 적이 있는 사람의 비율

※연간 실란트(치아홈메우기) 경험률: 최근 12개월 동안 실란트(치아홈메우기)를 받은 적이 있는 사람의 비율

※연간 불소도포 경험률: 최근 12개월 동안 불소도포를 받은 적이 있는 사람의 비율

※연간 스케일링 경험률: 최근 12개월 동안 스케일링을 받은 적이 있는 사람의 비율

※연간 구강질환 증상 경험률: 최근 12개월 동안 구강질환 증상(치아가 깨지거나 부러짐, 차갑거나 뜨거운 음료 혹은 음식을 마시거나 먹을 때 치아가 아픔, 치아가 쏘시고 욕신거리고 아픔, 잇몸이 아프거나 피가 남, 혀 또는 입 안쪽 뺨이 욕신거리며 아픔, 불쾌한 입 냄새가 남)을 한 가지 이상 경험한 적이 있는 사람의 비율

※운동이나 사고로 인한 치아 파절률: 최근 12개월 동안 치아가 깨지거나 부러진 사람 중에서 운동이나 사고로 인해 치아가 깨지거나 부러진 사람의 비율

※연간 구강보건교육 경험률: 최근 12개월 동안 학교에서(수업시간, 방송교육, 강당에서의 교육 등 모두 포함) 치아(구강)건강 교육을 받은 적이 있는 사람의 비율

※주관적 구강건강 인지도: 평상시 본인의 구강건강이 '매우 좋은' 또는 '좋은' 편이라고 생각하는 사람의 비율



### 천식

태어나서 지금까지 천식이라고 의사에게 진단받은 적이 있는 학생은 9.3%이었다(그림31, 결과표86). 최근 12개월 동안 의사에게 천식 진단을 받은 학생 중 70.0%가 치료받은 적이 있었다(그림31, 결과표87).

### 알레르기비염

태어나서 지금까지 알레르기비염이라고 의사에게 진단받은 적이 있는 학생은 33.9%이었다

(그림31, 결과표91). 최근 12개월 동안 의사에게 알레르기비염 진단을 받은 학생 중 82.4%가 치료받은 적이 있었다(그림31, 결과표92).

### 아토피피부염

태어나서 지금까지 아토피피부염이라고 의사에게 진단받은 적이 있는 학생은 24.3%이었다(그림31, 결과표94). 최근 12개월 동안 의사에게 아토피피부염 진단을 받은 학생 중 79.2%가 치료받은 적이 있었다(그림31, 결과표95).

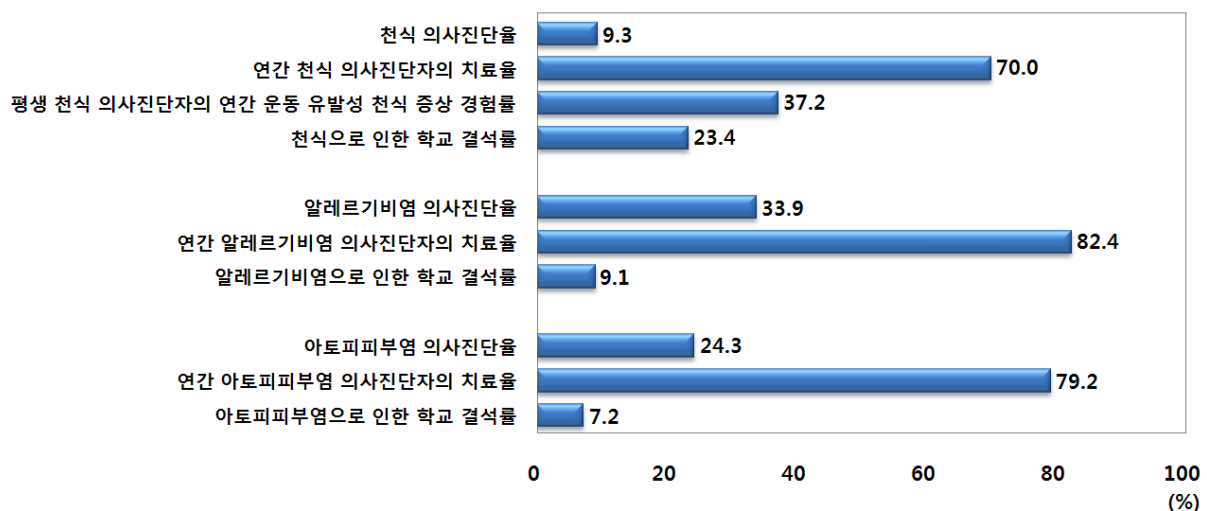


그림31. 아토피·천식 영역 주요결과('12년)

※천식 의사진단율: 태어나서 지금까지 천식이라고 의사에게 진단받은 적이 있는 사람의 분율

※연간 천식 의사진단자의 치료율: 최근 12개월 동안 천식 의사진단자 중에서 천식을 위해 '증상이 없더라도 규칙적으로 치료' 또는 '증상이 있을 때만 치료'받은 적이 있는 사람의 분율

※평생 천식 의사진단자의 연간 운동 유발성 천식 증상 경험률: 평생 천식 의사진단자 중에서 최근 12개월 동안 운동 중이나 운동 후에 숨 쉴 때 가슴에서 뻑뻑거리는 소리나 휘파람 소리가 난 적이 있는 사람의 분율

※천식으로 인한 학교 결석률: 최근 12개월 동안 천식 의사진단자 중에서 천식으로 인해 학교를 결석한 적이 있는 사람의 분율

※알레르기비염 의사진단율: 태어나서 지금까지 알레르기비염이라고 의사에게 진단받은 적이 있는 사람의 분율

※연간 알레르기비염 의사진단자의 치료율: 최근 12개월 동안 알레르기비염 의사진단자 중에서 알레르기비염을 위해 '증상이 없더라도 규칙적으로 치료' 또는 '증상이 있을 때만 치료'받은 적이 있는 사람의 분율

※알레르기비염으로 인한 학교 결석률: 최근 12개월 동안 알레르기비염 의사진단자 중에서 알레르기비염으로 인해 학교를 결석한 적이 있는 사람의 분율

※아토피피부염 의사진단율: 태어나서 지금까지 아토피피부염(습진 또는 태열)이라고 의사에게 진단받은 적이 있는 사람의 분율

※연간 아토피피부염 의사진단자의 치료율: 최근 12개월 동안 아토피피부염 의사진단자 중에서 아토피피부염(습진 또는 태열)을 위해 '증상이 없더라도 규칙적으로 치료' 또는 '증상이 있을 때만 치료'받은 적이 있는 사람의 분율

※아토피피부염으로 인한 학교 결석률: 최근 12개월 동안 아토피피부염 의사진단자 중에서 아토피피부염으로 인해 학교를 결석한 적이 있는 사람의 분율



학교에서 비누를 이용한 손씻기 실천율은 식사하기 전에는 34.3%, 화장실 다녀온 후에는 55.5%이었다(그림32, 결과표97,98).

집에서 비누를 이용한 손씻기 실천율은 식사하기 전에는 63.4%, 화장실 다녀온 후에는 73.2%이었다(그림32, 결과표99,100).

학교에서의 비누를 이용한 손씻기 실천율은 집에서 보다 낮았으며, 학교와 집 모두 2009년 신종인플루엔자로 인해 증가하였다가 2010년 이후 감소하였다(그림32, 결과표97-100).

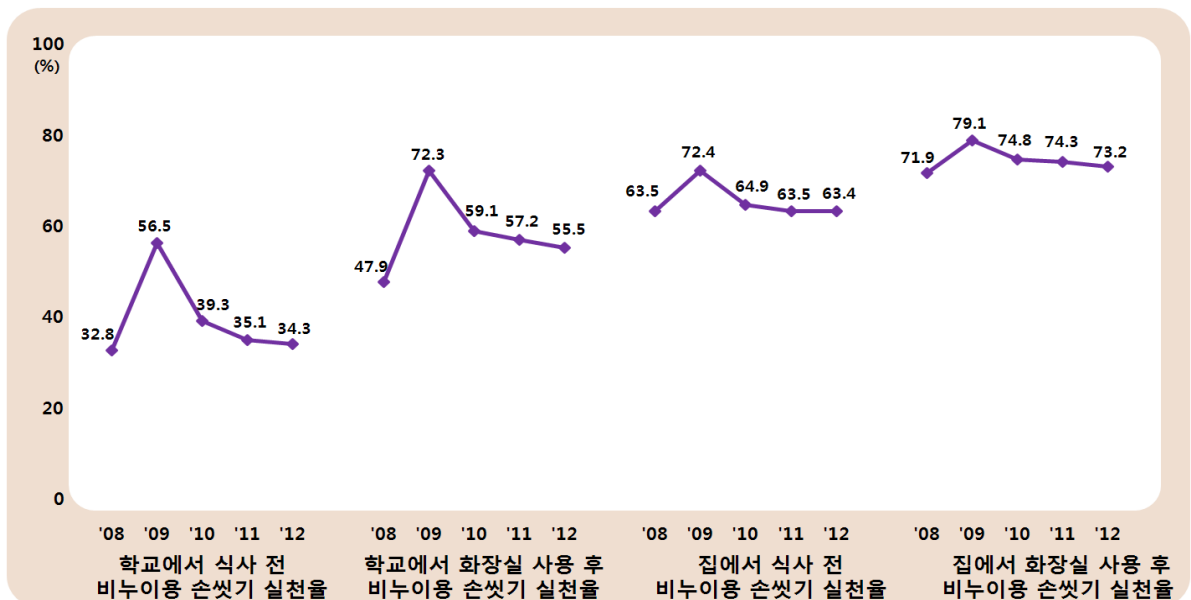


그림32. 비누이용 손씻기 실천율 추이

※학교에서 식사 전 비누이용 손씻기 실천율: 최근 7일 동안 학교에서 식사하기 전 비누를 이용한 손씻기를 '항상' 또는 '대부분' 한 사람의 비율  
 ※학교에서 화장실 사용 후 비누이용 손씻기 실천율: 최근 7일 동안 학교에서 화장실 다녀온 후 비누를 이용한 손씻기를 '항상' 또는 '대부분' 한 사람의 비율

※집에서 식사 전 비누이용 손씻기 실천율: 최근 7일 동안 집에서 식사하기 전 비누를 이용한 손씻기를 '항상' 또는 '대부분' 한 사람의 비율

※집에서 화장실 사용 후 비누이용 손씻기 실천율: 최근 7일 동안 집에서 화장실 다녀온 후 비누를 이용한 손씻기를 '항상' 또는 '대부분' 한 사람의 비율









## 결 과 표

- 1 | 흡연
- 2 | 음주
- 3 | 비만 및 체중조절
- 4 | 신체활동
- 5 | 식습관
- 6 | 손상예방
- 7 | 성행태
- 8 | 정신보건
- 9 | 구강보건
- 10 | 아토피·천식
- 11 | 개인위생
- 12 | 약물
- 13 | 건강형평성
- 14 | 기타







제8차(2012년) 청소년건강행태온라인조사 산출지표: 13개 영역, 98개 지표

영역	지표명	영역	지표명
흡연 (13)	평생 흡연 경험률 현재 흡연율 매일 흡연율 월 20일 이상 흡연율 하루 10개비 이상 흡연율 중1 학생의 중학교 입학 전 흡연 경험률 처음 흡연 경험 연령 매일 흡연 시작 연령 주1일 이상 가정 내 간접흡연 노출률 현재 흡연자의 금연 시도율 현재 흡연자의 담배 구매율 담배 구매 용이성 연간 흡연예방 교육 경험률	음주 (9)	평생 음주 경험률 현재 음주율 중1 학생의 중학교 입학 전 음주 경험률 처음 음주 경험 연령 현재 음주자의 위험 음주율 현재 음주자의 문제음주율 현재 음주자의 주류 구매율 주류 구매 용이성 연간 음주예방 교육 경험률
비만 및 체중조절 (8)	비만율 과체중률 정상체중률 월간 체중감소 시도율 월간 체중증가 시도율 월간 체중유지 시도율 월간 체중감소 시도자의 부적절한 체중감소방법 시도율 신체이미지 왜곡 인지도	신체활동 (5)	주3일 이상 격렬한 신체활동 실천율 주5일 이상 중등도 신체활동 실천율 하루60분 주5일 이상 신체활동 실천율 주3일 이상 근력강화운동 실천율 주중 1일 2시간 이상 앉아 있는 여가시간율
식습관 (11)	주5일 이상 아침식사 결식률 주5일 이상 점심식사 결식률 주5일 이상 저녁식사 결식률 1일 1회 이상 과일 섭취율 1일 3회 이상 채소 섭취율 1일 2회 이상 우유 섭취율 주3회 이상 탄산음료 섭취율 주3회 이상 패스트푸드 섭취율 주3회 이상 라면 섭취율 주3회 이상 과자 섭취율 연간 영양 및 식사습관 교육 경험률	손상예방 (5)	앞좌석 안전벨트 미착용률 뒷좌석 안전벨트 미착용률 고속버스 안전벨트 미착용률 자전거 헬멧 미착용률 오토바이 헬멧 미착용률
성행태 (11)	성관계 경험률 성관계 경험자의 술 마신 후 성관계 경험률 중1 학생의 중학교 입학 전 성관계 경험률 성관계 시작 연령 피임 실천율 임신 경험률 인공임신중절수술 경험률 성병 경험률 몽정 시작 연령 월경 시작 연령 연간 성교육 경험률	정신보건 (8)	스트레스 인지율 우울감 경험률 자살 생각률 자살 계획률 자살 시도율 자살 시도 후 병원 치료 경험률 주중 평균수면시간 주관적 수면 충족률
구강보건 (10)	학교에서 점심식사 후 칫솔질 실천율 1일 3회 이상 칫솔질 실천율 연간 구강진료 경험률 연간 실란트(치아홈메우기) 경험률 연간 불소도포 경험률 연간 스케일링 경험률 연간 구강질환 증상 경험률 운동이나 사고로 인한 치아 파절률 연간 구강보건교육 경험률 주관적 구강건강인지도	아토피·천식 (10)	천식 의사진단율 연간 천식 의사진단자의 치료율 연간 운동 유발성 천식 증상 경험률 천식으로 인한 학교 결석률 알레르기비염 의사진단율 연간 알레르기비염 의사진단자의 치료율 알레르기비염으로 인한 학교 결석률 아토피피부염 의사진단율 연간 아토피피부염 의사진단자의 치료율 아토피피부염으로 인한 학교 결석률
개인위생 (5)	학교에서 식사 전 비누이용 손씻기 실천율 학교에서 화장실 사용 후 비누이용 손씻기 실천율 집에서 식사 전 비누이용 손씻기 실천율 집에서 화장실 사용 후 비누이용 손씻기 실천율 연간 개인위생 교육 경험률	약물(1)	평생 약물 경험률
		건강형평성 (1)	가구풍요도
		기타(1)	주관적 건강 인지도



결과표1. 일반적 특성

(단위: 명)

구 분	전 체								남학생			
	'05	'06	'07	'08	'09	'10	'11	'12	'05	'06	'07	'08
전 체	58,224	71,404	74,698	75,238	75,066	73,238	75,643	74,186	29,874	37,204	39,466	39,278
학 년												
중1	12,167	12,876	13,035	13,037	12,714	12,468	12,728	12,362	6,281	6,916	7,102	6,893
중2	11,998	12,384	12,849	13,056	12,868	12,499	12,903	12,384	6,118	6,405	6,810	6,938
중3	11,384	12,160	12,936	12,850	12,827	12,603	12,843	12,551	5,836	6,299	6,709	6,900
고1	11,469	11,624	12,809	12,720	12,477	12,021	12,569	12,451	5,898	6,039	6,602	6,674
고2	11,206	11,450	11,596	12,375	12,427	12,124	12,508	12,315	5,741	6,005	6,199	6,067
고3	-	10,910	11,473	11,200	11,753	11,523	12,092	12,123	-	5,540	6,044	5,806
학교급												
중학교	35,549	37,420	38,820	38,943	38,409	37,570	38,474	37,297	18,235	19,620	20,621	20,731
고등학교	22,675	33,984	35,878	36,295	36,657	35,668	37,169	36,889	11,639	17,584	18,845	18,547
일반계 고	15,801	23,505	25,051	26,808	27,380	26,845	27,278	28,443	8,177	12,186	13,278	14,247
특성화계고	6,874	10,479	10,827	9,487	9,277	8,823	9,891	8,446	3,462	5,398	5,567	4,300
지 역												
서울	6,604	7,855	8,402	8,077	8,207	7,848	11,355	11,373	3,401	4,008	4,403	4,122
부산	4,296	5,195	5,530	5,501	5,468	5,303	5,157	4,939	2,218	2,895	2,903	2,793
대구	4,109	4,953	5,163	5,053	5,063	5,030	4,439	4,312	2,129	2,647	2,626	2,618
인천	4,049	4,879	5,122	5,240	5,126	5,008	4,516	4,302	2,101	2,481	2,576	2,830
광주	3,076	3,846	4,076	4,011	4,110	4,024	3,309	3,149	1,612	2,095	2,193	2,183
대전	2,958	3,798	3,870	4,011	3,948	3,874	3,003	2,975	1,649	2,221	2,262	2,088
울산	2,691	3,561	3,723	3,665	3,635	3,478	2,913	2,518	1,379	1,786	1,949	1,994
경기	6,859	8,291	8,761	9,332	9,430	9,044	14,427	15,658	3,405	4,080	4,572	4,928
강원	2,635	3,402	3,352	3,520	3,553	3,447	2,722	2,486	1,318	1,726	1,708	1,927
충북	2,785	3,424	3,601	3,657	3,636	3,500	2,973	2,753	1,501	1,788	1,965	2,006
충남	2,868	3,624	3,740	3,910	3,852	3,869	3,457	3,264	1,511	1,827	1,960	1,981
전북	2,858	3,336	3,548	3,757	3,799	3,778	3,382	3,133	1,448	1,727	1,907	1,997
전남	2,929	3,564	3,661	3,581	3,381	3,381	3,434	2,906	1,383	1,764	1,856	1,810
경북	3,523	4,266	4,497	4,589	4,589	4,515	4,028	3,755	1,848	2,301	2,616	2,272
경남	3,947	4,848	5,014	4,849	4,933	4,810	4,733	4,920	1,909	2,538	2,688	2,352
제주	2,037	2,562	2,638	2,485	2,336	2,329	1,795	1,743	1,062	1,320	1,282	1,377

※'05년 조사대상자: 중1~고2

※'06~'12년 조사대상자: 중1~고3



(계속: 일반적 특성)

(단위: 명)

구 분	남학생				여학생							
	'09	'10	'11	'12	'05	'06	'07	'08	'09	'10	'11	'12
전 체	39,612	38,391	37,873	38,221	28,350	34,200	35,232	35,960	35,454	34,847	37,770	35,965
학 년												
중1	6,933	6,519	6,548	6,364	5,886	5,960	5,933	6,144	5,781	5,949	6,180	5,998
중2	6,965	6,620	6,413	6,394	5,880	5,979	6,039	6,118	5,903	5,879	6,490	5,990
중3	7,035	6,817	6,589	6,525	5,548	5,861	6,227	5,950	5,792	5,786	6,254	6,026
고1	6,890	6,229	6,386	6,606	5,571	5,585	6,207	6,046	5,587	5,792	6,183	5,845
고2	6,104	6,273	5,954	6,221	5,465	5,445	5,397	6,308	6,323	5,851	6,554	6,094
고3	5,685	5,933	5,983	6,111	-	5,370	5,429	5,394	6,068	5,590	6,109	6,012
학교급												
중학교	20,933	19,956	19,550	19,283	17,314	17,800	18,199	18,212	17,476	17,614	18,924	18,014
고등학교	18,679	18,435	18,323	18,938	11,036	16,400	17,033	17,748	17,978	17,233	18,846	17,951
일반계 고	14,278	14,042	13,946	14,458	7,624	11,319	11,773	12,561	13,102	12,803	13,332	13,985
특성화계고	4,401	4,393	4,377	4,480	3,412	5,081	5,260	5,187	4,876	4,430	5,514	3,966
지 역												
서울	4,224	4,018	5,428	5,266	3,203	3,847	3,999	3,955	3,983	3,830	5,927	6,107
부산	2,748	2,804	2,781	2,807	2,078	2,300	2,627	2,708	2,720	2,499	2,376	2,132
대구	2,682	2,650	2,391	2,624	1,980	2,306	2,537	2,435	2,381	2,380	2,048	1,688
인천	2,792	2,566	2,183	2,237	1,948	2,398	2,546	2,410	2,334	2,442	2,333	2,065
광주	2,253	2,149	1,714	1,689	1,464	1,751	1,883	1,828	1,857	1,875	1,595	1,460
대전	2,230	2,110	1,554	1,694	1,309	1,577	1,608	1,923	1,718	1,764	1,449	1,281
울산	2,098	2,170	1,453	1,329	1,312	1,775	1,774	1,671	1,537	1,308	1,460	1,189
경기	5,071	4,825	7,226	7,677	3,454	4,211	4,189	4,404	4,359	4,219	7,201	7,981
강원	1,885	1,771	1,360	1,235	1,317	1,676	1,644	1,593	1,668	1,676	1,362	1,251
충북	2,008	1,861	1,396	1,493	1,284	1,636	1,636	1,651	1,628	1,639	1,577	1,260
충남	1,963	1,975	1,792	1,680	1,357	1,797	1,780	1,929	1,889	1,894	1,665	1,584
전북	1,983	2,005	1,638	1,470	1,410	1,609	1,641	1,760	1,816	1,773	1,744	1,663
전남	1,734	1,752	1,623	1,436	1,546	1,800	1,805	1,771	1,647	1,629	1,811	1,470
경북	2,182	2,136	2,010	2,034	1,675	1,965	1,881	2,317	2,407	2,379	2,018	1,721
경남	2,426	2,318	2,419	2,570	2,038	2,310	2,326	2,497	2,507	2,492	2,314	2,350
제주	1,333	1,281	905	980	975	1,242	1,356	1,108	1,003	1,048	890	763



결과표2. 평생 흡연 경험률

(단위: %)

구 분	'05		'06		'07		'08		'09		'10		'11		'12	
	N	분율(표준오차)	N	분율(표준오차)	N	분율(표준오차)	N	분율(표준오차)	N	분율(표준오차)	N	분율(표준오차)	N	분율(표준오차)	N	분율(표준오차)
<b>전 체</b>																
전 체	58,220	27.4 (0.3)	71,402	28.0 (0.4)	74,698	27.9 (0.4)	75,238	28.0 (0.4)	75,066	27.4 (0.4)	73,238	26.0 (0.4)	75,643	26.3 (0.4)	74,186	24.6 (0.4)
<b>학 년</b>																
중1	12,167	16.6 (0.5)	12,876	14.5 (0.5)	13,035	16.5 (0.4)	13,037	16.5 (0.5)	12,714	15.6 (0.5)	12,468	13.8 (0.4)	12,728	13.0 (0.4)	12,362	10.5 (0.4)
중2	11,997	22.5 (0.5)	12,382	20.2 (0.5)	12,849	22.0 (0.6)	13,056	23.7 (0.6)	12,868	22.5 (0.6)	12,499	21.9 (0.5)	12,903	20.9 (0.6)	12,384	18.4 (0.5)
중3	11,384	27.1 (0.6)	12,160	25.3 (0.7)	12,936	26.2 (0.6)	12,850	26.7 (0.7)	12,827	26.1 (0.6)	12,603	25.6 (0.6)	12,843	26.0 (0.6)	12,551	24.6 (0.6)
고1	11,468	35.5 (0.8)	11,624	34.1 (0.8)	12,809	32.4 (0.8)	12,720	33.0 (0.9)	12,477	32.2 (0.9)	12,021	30.8 (0.9)	12,569	32.1 (0.8)	12,451	29.3 (0.8)
고2	11,204	38.8 (0.8)	11,450	38.8 (0.8)	11,596	35.4 (0.9)	12,375	33.9 (0.9)	12,427	33.9 (0.9)	12,124	31.4 (0.9)	12,508	32.6 (0.8)	12,315	31.4 (0.8)
고3	-	-	10,910	39.2 (0.9)	11,473	37.2 (0.8)	11,200	35.8 (0.8)	11,753	34.3 (0.9)	11,523	32.5 (1.0)	12,092	32.3 (0.8)	12,123	32.0 (0.8)
<b>학교급</b>																
중학교	35,548	21.8 (0.3)	37,418	20.0 (0.4)	38,820	21.6 (0.4)	38,943	22.3 (0.4)	38,409	21.5 (0.4)	37,570	20.5 (0.4)	38,474	20.1 (0.4)	37,297	18.0 (0.4)
고등학교	22,672	37.1 (0.6)	33,984	37.3 (0.6)	35,878	34.9 (0.7)	36,295	34.2 (0.7)	36,657	33.4 (0.7)	35,668	31.6 (0.7)	37,169	32.3 (0.6)	36,889	30.9 (0.7)
일반계고	15,801	30.3 (0.7)	23,505	30.5 (0.7)	25,051	28.9 (0.8)	26,808	28.4 (0.7)	27,380	28.1 (0.7)	26,845	26.6 (0.8)	27,278	27.7 (0.7)	28,443	26.7 (0.7)
특성화계고	6,871	54.8 (1.0)	10,479	55.0 (1.2)	10,827	51.1 (1.1)	9,487	50.9 (1.2)	9,277	49.8 (1.7)	8,823	47.5 (1.5)	9,891	47.6 (1.2)	8,446	44.9 (1.5)
<b>지 역</b>																
서울	6,602	27.4 (0.9)	7,855	26.3 (0.8)	8,402	27.2 (1.0)	8,077	27.2 (0.9)	8,207	26.6 (1.0)	7,848	25.1 (1.1)	11,355	24.7 (0.9)	11,373	23.0 (1.0)
부산	4,296	23.9 (1.0)	5,195	24.2 (1.1)	5,530	25.7 (1.0)	5,501	26.5 (1.0)	5,468	25.2 (1.4)	5,303	24.3 (1.3)	5,157	24.7 (1.3)	4,939	22.4 (1.4)
대구	4,107	25.3 (1.1)	4,953	25.2 (1.1)	5,163	25.6 (1.1)	5,053	26.4 (1.5)	5,063	25.7 (1.6)	5,030	24.0 (1.7)	4,439	23.7 (1.2)	4,312	21.3 (1.3)
인천	4,049	27.1 (1.3)	4,878	29.3 (1.2)	5,122	28.0 (1.1)	5,240	28.4 (1.4)	5,126	27.7 (1.3)	5,008	25.4 (1.4)	4,516	25.4 (1.5)	4,302	24.3 (1.5)
광주	3,076	25.9 (1.1)	3,846	26.3 (1.4)	4,076	27.3 (1.4)	4,011	27.0 (1.3)	4,110	28.6 (2.2)	4,024	26.9 (2.6)	3,309	27.3 (1.6)	3,149	26.5 (2.1)
대전	2,958	26.2 (1.2)	3,798	28.5 (1.4)	3,870	26.9 (1.2)	4,011	26.3 (1.7)	3,948	27.6 (1.5)	3,874	23.5 (1.2)	3,003	25.2 (1.8)	2,975	23.6 (1.3)
울산	2,691	27.7 (1.2)	3,561	27.7 (1.4)	3,723	27.6 (1.3)	3,665	29.9 (1.1)	3,635	30.7 (1.2)	3,478	29.3 (1.6)	2,913	26.1 (1.7)	2,518	25.4 (2.2)
경기	6,859	28.0 (0.8)	8,290	29.2 (1.1)	8,761	28.2 (1.2)	9,332	28.7 (0.9)	9,430	27.5 (0.9)	9,044	25.8 (0.9)	14,427	26.9 (0.9)	15,658	24.1 (0.7)
강원	2,635	34.7 (1.3)	3,402	33.5 (1.6)	3,352	29.6 (1.7)	3,520	29.8 (2.5)	3,553	29.5 (2.3)	3,447	30.3 (2.4)	2,722	29.6 (1.9)	2,486	30.1 (2.0)
충북	2,785	26.8 (1.4)	3,424	25.3 (1.7)	3,601	28.6 (1.7)	3,657	29.0 (1.9)	3,636	30.5 (2.0)	3,500	30.4 (2.2)	2,973	28.3 (2.0)	2,753	26.9 (2.8)
충남	2,868	30.1 (1.8)	3,624	34.1 (2.4)	3,740	33.3 (1.9)	3,910	32.3 (2.7)	3,852	29.4 (3.0)	3,869	28.0 (2.4)	3,457	27.2 (2.5)	3,264	27.2 (2.2)
전북	2,858	27.7 (0.9)	3,336	29.6 (2.0)	3,548	29.3 (2.0)	3,757	29.5 (1.5)	3,799	28.7 (1.5)	3,778	28.2 (1.9)	3,382	28.3 (1.7)	3,133	29.0 (2.4)
전남	2,929	28.4 (1.5)	3,564	26.8 (2.3)	3,661	26.9 (1.7)	3,581	30.5 (2.1)	3,381	28.6 (1.9)	3,381	28.9 (2.3)	3,434	26.8 (1.9)	2,906	29.3 (2.5)
경북	3,523	29.3 (2.0)	4,266	29.9 (2.1)	4,497	31.3 (1.8)	4,589	26.2 (1.5)	4,589	24.8 (1.3)	4,515	23.7 (1.4)	4,028	27.5 (2.0)	3,755	23.3 (2.4)
경남	3,947	26.9 (1.3)	4,848	28.6 (1.1)	5,014	27.6 (1.6)	4,849	27.2 (2.0)	4,933	27.1 (1.8)	4,810	26.6 (1.9)	4,733	27.3 (2.0)	4,920	25.1 (1.6)
제주	2,037	24.2 (1.1)	2,562	24.9 (1.4)	2,638	22.2 (1.0)	2,485	26.0 (1.6)	2,336	27.4 (2.1)	2,329	24.7 (2.0)	1,795	24.4 (1.8)	1,743	24.9 (2.9)
<b>남학생</b>																
전 체	29,872	31.4 (0.5)	37,203	32.5 (0.5)	39,466	33.3 (0.5)	39,278	34.2 (0.5)	39,612	34.2 (0.5)	38,391	32.9 (0.5)	37,873	34.3 (0.4)	38,221	32.5 (0.5)
<b>학 년</b>																
중1	6,281	19.0 (0.7)	6,916	16.9 (0.7)	7,102	19.2 (0.6)	6,893	19.8 (0.7)	6,933	18.5 (0.6)	6,519	17.0 (0.6)	6,548	16.2 (0.6)	6,364	13.0 (0.5)
중2	6,118	25.9 (0.8)	6,404	23.1 (0.7)	6,810	26.4 (0.8)	6,938	28.3 (0.8)	6,965	27.9 (0.8)	6,620	26.6 (0.7)	6,413	27.3 (0.8)	6,394	23.4 (0.7)
중3	5,836	30.2 (0.9)	6,299	30.2 (1.0)	6,709	31.6 (0.8)	6,900	33.5 (0.8)	7,035	33.3 (0.8)	6,817	31.8 (0.8)	6,589	34.1 (0.8)	6,525	33.1 (0.7)
고1	5,897	40.3 (1.0)	6,039	38.6 (1.1)	6,602	39.4 (0.9)	6,674	40.8 (1.0)	6,890	40.4 (1.2)	6,229	38.7 (1.1)	6,386	41.4 (0.9)	6,606	39.1 (0.9)
고2	5,740	45.4 (1.0)	6,005	45.1 (1.0)	6,199	42.4 (1.1)	6,067	41.0 (1.1)	6,104	42.9 (1.2)	6,273	39.7 (1.2)	5,954	42.4 (1.0)	6,221	41.0 (1.1)
고3	-	-	5,540	46.2 (1.2)	6,044	44.1 (1.0)	5,806	43.4 (1.2)	5,685	42.2 (1.2)	5,933	42.8 (1.2)	5,983	42.7 (0.9)	6,111	43.3 (1.0)
<b>학교급</b>																
중학교	18,235	24.8 (0.5)	19,619	23.4 (0.5)	20,621	25.8 (0.5)	20,731	27.2 (0.5)	20,933	26.7 (0.5)	19,956	25.3 (0.5)	19,550	26.1 (0.5)	19,283	23.4 (0.5)
고등학교	11,637	42.8 (0.8)	17,584	43.2 (0.8)	18,845	41.9 (0.8)	18,547	41.7 (0.8)	18,679	41.8 (0.9)	18,435	40.4 (0.9)	18,323	42.2 (0.7)	18,938	41.1 (0.8)
일반계고	8,177	36.9 (0.8)	12,186	37.0 (0.7)	13,278	36.7 (0.8)	14,247	36.5 (0.8)	14,278	36.8 (0.9)	14,042	35.6 (0.9)	13,946	37.9 (0.7)	14,458	36.7 (0.8)
특성화계고	3,460	57.8 (1.2)	5,398	58.8 (1.3)	5,567	55.6 (1.1)	4,300	56.3 (1.1)	4,401	56.8 (1.6)	4,393	55.1 (1.9)	4,377	55.9 (1.2)	4,480	55.7 (1.1)

※평생동안 담배를 한 두 모금이라도 피운 경험이 있는 사람의 분율



(계속: 평생 흡연 경험률)

(단위: %)

구 분	'05		'06		'07		'08		'09		'10		'11		'12	
	N	분율(표준오차)	N	분율(표준오차)	N	분율(표준오차)	N	분율(표준오차)	N	분율(표준오차)	N	분율(표준오차)	N	분율(표준오차)	N	분율(표준오차)
<b>지 역</b>																
서울	3,400	30.2 (1.3)	4,008	29.5 (1.2)	4,403	31.6 (1.2)	4,122	32.5 (1.1)	4,224	31.5 (1.0)	4,018	30.3 (1.4)	5,428	32.0 (1.0)	5,266	29.5 (1.1)
부산	2,218	27.5 (1.5)	2,895	27.1 (1.3)	2,903	29.5 (1.3)	2,793	31.7 (1.3)	2,748	32.0 (1.8)	2,804	30.7 (1.7)	2,781	32.4 (1.3)	2,807	29.9 (1.3)
대구	2,128	29.8 (1.5)	2,647	29.4 (1.4)	2,626	31.0 (1.2)	2,618	32.7 (2.0)	2,682	33.5 (2.0)	2,650	31.8 (2.1)	2,391	32.0 (1.4)	2,624	29.5 (1.5)
인천	2,101	31.4 (1.7)	2,480	34.6 (1.8)	2,576	33.1 (1.5)	2,830	34.1 (2.3)	2,792	35.5 (2.0)	2,566	32.1 (2.2)	2,183	33.3 (2.1)	2,237	31.3 (1.9)
광주	1,612	30.9 (1.8)	2,095	33.1 (1.6)	2,193	35.1 (1.6)	2,183	33.9 (2.1)	2,253	38.3 (3.6)	2,149	35.8 (3.9)	1,714	36.7 (1.8)	1,689	37.6 (2.4)
대전	1,649	28.8 (2.1)	2,221	32.7 (2.0)	2,262	32.1 (1.8)	2,088	33.1 (2.8)	2,230	33.5 (2.6)	2,110	29.7 (2.4)	1,554	32.1 (2.2)	1,694	28.6 (1.9)
울산	1,379	33.5 (1.6)	1,786	32.8 (2.2)	1,949	33.9 (1.6)	1,994	36.0 (1.2)	2,098	38.0 (1.1)	2,170	36.8 (1.1)	1,453	33.7 (1.8)	1,329	33.9 (2.8)
경기	3,405	31.6 (1.2)	4,080	33.2 (1.6)	4,572	33.1 (1.4)	4,928	34.7 (1.1)	5,071	33.9 (1.1)	4,825	32.2 (1.1)	7,226	34.1 (1.0)	7,677	31.4 (1.0)
강원	1,318	39.5 (2.6)	1,726	38.1 (2.5)	1,708	34.9 (3.1)	1,927	39.1 (2.9)	1,885	38.4 (2.9)	1,771	39.4 (3.0)	1,360	38.9 (2.5)	1,235	36.4 (2.8)
충북	1,501	31.7 (1.8)	1,788	30.2 (2.2)	1,965	35.7 (1.6)	2,006	34.8 (2.8)	2,008	38.8 (2.2)	1,861	39.2 (2.7)	1,396	38.3 (1.8)	1,493	36.4 (3.9)
충남	1,511	33.8 (2.5)	1,827	41.3 (2.6)	1,960	39.7 (2.3)	1,981	41.3 (3.2)	1,963	39.8 (3.4)	1,975	37.1 (2.9)	1,792	37.6 (2.2)	1,680	36.9 (2.4)
전북	1,448	29.9 (1.7)	1,727	34.4 (3.0)	1,907	36.6 (2.1)	1,997	36.8 (2.0)	1,983	36.8 (2.5)	2,005	36.2 (1.7)	1,638	37.6 (2.0)	1,470	39.8 (3.0)
전남	1,383	35.6 (2.0)	1,764	33.2 (2.5)	1,856	35.4 (1.9)	1,810	38.5 (2.2)	1,734	36.2 (2.4)	1,752	38.2 (2.3)	1,623	36.3 (2.6)	1,436	38.8 (3.4)
경북	1,848	37.2 (2.8)	2,301	37.5 (2.5)	2,616	38.4 (2.2)	2,272	31.7 (2.3)	2,182	29.9 (1.6)	2,136	29.9 (1.7)	2,010	36.1 (2.3)	2,034	32.2 (2.2)
경남	1,909	29.9 (2.1)	2,538	33.8 (1.6)	2,688	33.4 (2.1)	2,352	33.2 (2.1)	2,426	34.1 (2.5)	2,318	33.4 (2.8)	2,419	35.6 (2.2)	2,570	34.6 (2.2)
제주	1,062	27.9 (2.6)	1,320	30.7 (2.3)	1,282	26.7 (2.0)	1,377	32.1 (2.5)	1,333	35.7 (2.3)	1,281	32.6 (1.9)	905	29.6 (2.5)	980	34.3 (4.4)
<b>전 체</b>	28,348	23.0 (0.4)	34,199	22.8 (0.5)	35,232	21.7 (0.5)	35,960	21.1 (0.4)	35,454	19.7 (0.5)	34,847	18.4 (0.4)	37,770	17.3 (0.3)	35,965	15.8 (0.4)
<b>학 년</b>																
중1	5,886	14.0 (0.6)	5,960	11.7 (0.6)	5,933	13.4 (0.5)	6,144	12.8 (0.5)	5,781	12.4 (0.6)	5,949	10.3 (0.5)	6,180	9.4 (0.5)	5,998	7.8 (0.4)
중2	5,879	18.6 (0.6)	5,978	16.8 (0.6)	6,039	16.8 (0.6)	6,118	18.3 (0.8)	5,903	16.5 (0.6)	5,879	16.7 (0.7)	6,490	14.0 (0.6)	5,990	12.9 (0.5)
중3	5,548	23.6 (0.8)	5,861	19.8 (0.8)	6,227	20.2 (0.8)	5,950	18.8 (0.8)	5,792	17.8 (0.7)	5,786	18.5 (0.8)	6,254	17.0 (0.6)	6,026	15.4 (0.6)
고1	5,571	29.8 (1.0)	5,585	28.9 (1.2)	6,207	24.5 (0.9)	6,046	24.2 (1.1)	5,587	22.6 (1.2)	5,792	21.6 (1.0)	6,183	21.7 (0.7)	5,845	18.4 (0.8)
고2	5,464	31.5 (1.0)	5,445	31.7 (1.1)	5,397	27.6 (1.1)	6,308	26.1 (1.0)	6,323	23.7 (1.0)	5,851	22.0 (1.1)	6,554	21.4 (0.8)	6,094	20.7 (0.8)
고3	-	- -	5,370	31.4 (1.4)	5,429	29.5 (1.1)	5,394	27.2 (1.0)	6,068	25.7 (1.1)	5,590	21.1 (1.0)	6,109	20.4 (0.7)	6,012	19.2 (0.8)
<b>학교급</b>																
중학교	17,313	18.5 (0.4)	17,799	16.1 (0.4)	18,199	16.8 (0.5)	18,212	16.6 (0.4)	17,476	15.6 (0.4)	17,614	15.2 (0.4)	18,924	13.5 (0.4)	18,014	12.1 (0.3)
고등학교	11,035	30.7 (0.8)	16,400	30.6 (0.8)	17,033	27.0 (0.8)	17,748	25.8 (0.8)	17,978	24.0 (0.8)	17,233	21.6 (0.8)	18,846	21.2 (0.6)	17,951	19.4 (0.6)
일 반 계 고	7,624	22.9 (0.7)	11,319	23.2 (0.8)	11,773	20.4 (0.7)	12,561	19.6 (0.7)	13,102	18.6 (0.6)	12,803	16.6 (0.6)	13,332	16.3 (0.5)	13,985	15.7 (0.6)
특성화계고	3,411	51.3 (1.3)	5,081	50.5 (1.5)	5,260	45.7 (1.5)	5,187	44.5 (1.4)	4,876	41.2 (2.1)	4,430	38.3 (1.5)	5,514	37.7 (1.3)	3,966	32.3 (1.3)
<b>지 역</b>																
서울	3,202	24.3 (1.0)	3,847	22.8 (1.1)	3,999	22.2 (1.1)	3,955	21.4 (1.2)	3,983	21.3 (1.4)	3,830	19.3 (1.2)	5,927	16.6 (0.8)	6,107	15.8 (0.8)
부산	2,078	19.7 (1.5)	2,300	20.7 (1.8)	2,627	21.3 (1.5)	2,708	20.4 (1.4)	2,720	17.2 (1.4)	2,499	16.7 (1.3)	2,376	15.9 (1.2)	2,132	13.8 (1.1)
대구	1,979	19.4 (1.3)	2,306	19.9 (1.8)	2,537	18.9 (1.9)	2,435	18.6 (1.1)	2,381	16.4 (1.0)	2,380	14.9 (1.3)	2,048	14.0 (0.9)	1,688	11.8 (1.2)
인천	1,948	22.4 (1.7)	2,398	23.4 (1.4)	2,546	22.3 (1.5)	2,410	22.1 (1.6)	2,334	19.1 (1.3)	2,442	18.0 (1.1)	2,333	16.7 (1.5)	2,065	16.6 (1.4)
광주	1,464	20.4 (1.3)	1,751	18.9 (1.0)	1,883	18.7 (1.2)	1,828	19.5 (1.9)	1,857	18.1 (2.0)	1,875	17.2 (1.7)	1,595	17.1 (1.0)	1,460	14.7 (1.5)
대전	1,309	23.2 (2.3)	1,577	23.8 (2.1)	1,608	21.1 (1.6)	1,923	18.6 (1.8)	1,718	21.0 (1.2)	1,764	16.5 (1.4)	1,449	17.6 (1.4)	1,281	18.0 (1.3)
울산	1,312	20.8 (1.4)	1,775	21.6 (1.1)	1,774	19.9 (1.5)	1,671	22.6 (1.2)	1,537	21.9 (1.0)	1,308	20.5 (1.7)	1,460	17.1 (1.4)	1,189	15.4 (2.4)
경기	3,454	24.0 (1.0)	4,210	24.7 (1.2)	4,189	22.7 (1.4)	4,404	22.1 (1.0)	4,359	20.6 (1.2)	4,219	18.9 (1.1)	7,201	19.1 (0.8)	7,981	16.1 (0.7)
강원	1,317	29.6 (2.0)	1,676	28.5 (3.0)	1,644	23.7 (2.1)	1,593	19.4 (2.3)	1,668	19.5 (1.7)	1,676	20.1 (2.0)	1,362	19.3 (1.9)	1,251	23.3 (3.6)
충북	1,284	21.4 (1.6)	1,636	19.7 (1.8)	1,636	20.6 (1.2)	1,651	22.4 (1.6)	1,628	21.0 (1.7)	1,639	20.5 (1.3)	1,577	17.0 (1.9)	1,260	16.4 (1.9)
충남	1,357	26.0 (2.6)	1,797	26.0 (2.8)	1,780	25.9 (2.3)	1,929	22.1 (2.2)	1,889	17.8 (2.2)	1,894	17.7 (1.8)	1,665	15.6 (2.0)	1,584	16.3 (1.8)
전북	1,410	25.5 (1.3)	1,609	24.4 (1.4)	1,641	21.4 (1.4)	1,760	21.6 (2.0)	1,816	19.9 (1.5)	1,773	19.5 (1.8)	1,744	18.1 (1.3)	1,663	17.2 (2.1)
전남	1,546	20.5 (1.4)	1,800	19.9 (2.0)	1,805	17.6 (1.4)	1,771	21.8 (2.2)	1,647	20.3 (1.8)	1,629	18.8 (1.6)	1,811	16.4 (1.3)	1,470	19.1 (2.4)
경북	1,675	19.6 (1.9)	1,965	20.6 (1.9)	1,881	22.6 (2.0)	2,317	19.6 (1.5)	2,407	18.7 (1.4)	2,379	16.4 (1.3)	2,018	17.4 (1.8)	1,721	13.1 (1.9)
경남	2,038	23.6 (1.5)	2,310	22.7 (1.6)	2,326	20.7 (1.7)	2,497	20.2 (1.9)	2,507	18.9 (1.9)	2,492	18.7 (1.5)	2,314	17.8 (1.9)	2,350	14.3 (1.4)
제주	975	19.9 (1.2)	1,242	18.5 (1.7)	1,356	17.3 (1.3)	1,108	19.2 (1.9)	1,003	18.4 (1.4)	1,048	16.0 (2.1)	890	18.7 (2.7)	763	14.6 (3.7)



결과표3. 현재 흡연율

(단위: %)


구 분	'05		'06		'07		'08		'09		'10		'11		'12			
	N	분율(표준오차)	N	분율(표준오차)	N	분율(표준오차)	N	분율(표준오차)	N	분율(표준오차)	N	분율(표준오차)	N	분율(표준오차)	N	분율(표준오차)		
전 체																		
전 체	58,089	11.8 (0.2)	71,159	12.8 (0.3)	74,698	13.3 (0.3)	75,238	12.8 (0.3)	75,066	12.8 (0.3)	73,238	12.1 (0.3)	75,643	12.1 (0.3)	74,186	11.4 (0.3)		
학 년																		
중1	12,149	5.7 (0.3)	12,839	5.0 (0.3)	13,035	5.9 (0.2)	13,037	5.4 (0.3)	12,714	4.7 (0.3)	12,468	4.9 (0.3)	12,728	4.4 (0.2)	12,362	3.6 (0.2)		
중2	11,970	8.4 (0.4)	12,334	7.5 (0.3)	12,849	9.1 (0.4)	13,056	8.3 (0.4)	12,868	8.7 (0.4)	12,499	8.7 (0.4)	12,903	8.7 (0.4)	12,384	6.9 (0.3)		
중3	11,357	10.3 (0.4)	12,117	10.7 (0.5)	12,936	12.1 (0.5)	12,850	10.4 (0.4)	12,827	11.3 (0.5)	12,603	10.4 (0.4)	12,843	10.9 (0.4)	12,551	10.9 (0.4)		
고1	11,440	16.8 (0.6)	11,591	16.6 (0.8)	12,809	16.3 (0.7)	12,720	16.6 (0.8)	12,477	16.0 (0.7)	12,021	14.8 (0.7)	12,569	15.5 (0.6)	12,451	14.0 (0.6)		
고2	11,173	19.8 (0.7)	11,407	19.4 (0.7)	11,596	18.6 (0.8)	12,375	17.8 (0.8)	12,427	17.9 (0.8)	12,124	15.6 (0.6)	12,508	16.1 (0.6)	12,315	15.9 (0.6)		
고3	-	-	-	-	10,871	20.3 (0.8)	11,473	19.8 (0.7)	11,200	19.2 (0.7)	11,753	18.6 (0.7)	11,523	18.1 (0.8)	12,092	16.9 (0.7)	12,123	16.3 (0.6)
학교급																		
중학교	35,476	8.0 (0.2)	37,290	7.7 (0.2)	38,820	9.1 (0.3)	38,943	8.0 (0.2)	38,409	8.3 (0.3)	37,570	8.0 (0.2)	38,474	8.1 (0.2)	37,297	7.2 (0.2)		
고등학교	22,613	18.3 (0.5)	33,869	18.7 (0.6)	35,878	18.1 (0.6)	36,295	17.8 (0.6)	36,657	17.5 (0.6)	35,668	16.2 (0.6)	37,169	16.1 (0.5)	36,889	15.4 (0.5)		
일반계 고	15,767	12.2 (0.5)	23,432	12.8 (0.6)	25,051	13.1 (0.6)	26,808	13.1 (0.6)	27,380	13.3 (0.6)	26,845	11.8 (0.6)	27,278	12.2 (0.5)	28,443	11.9 (0.5)		
특성화계고	6,846	34.1 (1.2)	10,437	34.1 (1.2)	10,827	31.9 (1.2)	9,487	31.6 (1.3)	9,277	30.4 (1.5)	8,823	30.1 (1.5)	9,891	29.0 (1.1)	8,446	26.9 (1.3)		
지 역																		
서울	6,586	11.7 (0.6)	7,832	12.1 (0.6)	8,402	12.8 (0.7)	8,077	12.3 (0.8)	8,207	12.1 (0.8)	7,848	12.0 (0.8)	11,355	11.2 (0.6)	11,373	10.4 (0.7)		
부산	4,283	10.0 (0.7)	5,174	11.0 (0.8)	5,530	12.1 (0.9)	5,501	11.3 (0.7)	5,468	12.1 (1.1)	5,303	11.3 (1.0)	5,157	11.3 (0.9)	4,939	9.7 (0.9)		
대구	4,104	10.4 (0.8)	4,935	11.1 (0.7)	5,163	11.5 (0.9)	5,053	12.2 (1.3)	5,063	12.0 (1.3)	5,030	10.6 (1.1)	4,439	11.4 (0.9)	4,312	10.3 (0.8)		
인천	4,041	11.7 (0.8)	4,862	13.4 (1.0)	5,122	12.8 (0.7)	5,240	12.5 (1.2)	5,126	13.3 (1.0)	5,008	11.3 (1.1)	4,516	11.6 (1.1)	4,302	10.2 (1.1)		
광주	3,071	11.0 (0.8)	3,836	12.2 (1.1)	4,076	13.2 (1.3)	4,011	11.1 (0.9)	4,110	11.9 (1.6)	4,024	11.7 (2.3)	3,309	11.9 (1.2)	3,149	12.0 (1.6)		
대전	2,954	11.7 (1.0)	3,791	12.1 (0.9)	3,870	12.6 (0.9)	4,011	11.8 (1.4)	3,948	12.8 (1.0)	3,874	10.2 (0.8)	3,003	11.8 (1.0)	2,975	10.8 (0.8)		
울산	2,686	11.1 (0.9)	3,551	12.2 (1.1)	3,723	12.7 (1.2)	3,665	14.1 (0.8)	3,635	15.1 (0.9)	3,478	14.0 (1.2)	2,913	11.8 (1.1)	2,518	10.9 (1.4)		
경기	6,844	13.1 (0.6)	8,254	13.6 (0.9)	8,761	14.1 (0.9)	9,332	13.5 (0.8)	9,430	12.9 (0.8)	9,044	11.7 (0.7)	14,427	12.4 (0.6)	15,658	11.2 (0.5)		
강원	2,630	16.5 (1.2)	3,390	17.8 (1.4)	3,352	15.2 (1.4)	3,520	13.2 (1.8)	3,553	14.6 (1.9)	3,447	17.8 (2.1)	2,722	15.0 (1.4)	2,486	17.7 (1.6)		
충북	2,777	11.5 (0.9)	3,410	11.3 (1.1)	3,601	14.4 (1.3)	3,657	13.5 (1.3)	3,636	15.6 (1.6)	3,500	13.8 (1.7)	2,973	15.6 (1.7)	2,753	12.6 (2.2)		
충남	2,858	12.7 (1.3)	3,608	16.7 (1.5)	3,740	16.4 (1.7)	3,910	15.4 (2.0)	3,852	13.9 (2.1)	3,869	13.9 (1.9)	3,457	12.4 (1.2)	3,264	13.4 (1.5)		
전북	2,847	10.0 (0.8)	3,331	12.7 (1.5)	3,548	14.0 (1.4)	3,757	13.1 (1.2)	3,799	13.4 (1.4)	3,778	11.9 (1.5)	3,382	12.1 (1.2)	3,133	13.3 (2.0)		
전남	2,922	11.8 (1.2)	3,552	11.9 (2.0)	3,661	12.5 (1.2)	3,581	13.7 (1.5)	3,381	12.8 (1.8)	3,381	14.1 (1.7)	3,434	12.6 (1.9)	2,906	13.0 (1.6)		
경북	3,518	11.5 (1.2)	4,252	12.6 (1.4)	4,497	15.1 (1.5)	4,589	11.5 (1.2)	4,589	9.8 (1.0)	4,515	9.9 (0.9)	4,028	12.5 (1.4)	3,755	10.5 (1.5)		
경남	3,937	10.6 (0.9)	4,829	12.8 (1.1)	5,014	12.9 (1.4)	4,849	12.4 (1.5)	4,933	14.2 (1.6)	4,810	12.9 (1.7)	4,733	12.6 (1.6)	4,920	11.6 (1.1)		
제주	2,031	9.3 (0.7)	2,552	9.9 (0.7)	2,638	9.3 (0.7)	2,485	12.7 (1.2)	2,336	13.6 (1.6)	2,329	12.5 (1.1)	1,795	11.0 (1.1)	1,743	13.0 (2.1)		
남학생																		
전 체	29,772	14.3 (0.4)	37,014	16.0 (0.4)	39,466	17.4 (0.4)	39,278	16.8 (0.4)	39,612	17.4 (0.5)	38,391	16.6 (0.4)	37,873	17.2 (0.4)	38,221	16.3 (0.4)		
학 년																		
중1	6,270	6.5 (0.4)	6,884	5.4 (0.4)	7,102	6.6 (0.3)	6,893	6.6 (0.4)	6,933	5.7 (0.4)	6,519	6.2 (0.4)	6,548	5.5 (0.3)	6,364	4.5 (0.3)		
중2	6,096	10.1 (0.7)	6,367	9.2 (0.5)	6,810	11.5 (0.5)	6,938	10.2 (0.5)	6,965	11.4 (0.6)	6,620	11.5 (0.5)	6,413	11.8 (0.6)	6,394	9.2 (0.5)		
중3	5,813	12.6 (0.6)	6,266	13.5 (0.7)	6,709	15.6 (0.6)	6,900	14.1 (0.6)	7,035	15.9 (0.6)	6,817	13.9 (0.6)	6,589	15.5 (0.6)	6,525	15.4 (0.6)		
고1	5,875	20.5 (0.9)	6,012	19.9 (1.0)	6,602	22.0 (1.0)	6,674	22.0 (1.0)	6,890	22.0 (1.1)	6,229	19.8 (0.9)	6,386	21.6 (0.8)	6,606	20.3 (0.8)		
고2	5,718	24.5 (1.0)	5,970	24.7 (1.0)	6,199	25.3 (1.0)	6,067	23.5 (1.0)	6,104	25.0 (1.1)	6,273	21.2 (1.0)	5,954	23.1 (1.0)	6,221	22.8 (1.0)		
고3	-	-	-	-	5,515	27.0 (1.2)	6,044	25.8 (0.9)	5,806	26.2 (1.1)	5,685	25.0 (1.1)	5,933	26.6 (1.1)	5,983	24.6 (0.9)		
학교급																		
중학교	18,179	9.6 (0.3)	19,517	9.3 (0.3)	20,621	11.3 (0.3)	20,731	10.3 (0.3)	20,933	11.1 (0.3)	19,956	10.6 (0.3)	19,550	11.0 (0.3)	19,283	9.8 (0.3)		
고등학교	11,593	22.4 (0.7)	17,497	23.8 (0.8)	18,845	24.3 (0.8)	18,547	23.8 (0.7)	18,679	23.9 (0.8)	18,435	22.5 (0.8)	18,323	23.1 (0.6)	18,938	22.4 (0.7)		
일반계 고	8,152	16.4 (0.6)	12,131	17.7 (0.7)	13,278	19.2 (0.8)	14,247	19.2 (0.7)	14,278	19.5 (0.8)	14,042	17.7 (0.7)	13,946	18.7 (0.6)	14,458	18.1 (0.7)		
특성화계고	3,441	37.9 (1.3)	5,366	39.0 (1.3)	5,567	37.7 (1.1)	4,300	36.8 (1.4)	4,401	37.2 (1.7)	4,393	37.3 (1.9)	4,377	37.1 (1.2)	4,480	36.5 (1.1)		

※최근 30일 동안 1일 이상 흡연한 사람의 분율



(계속: 현재 흡연율)

(단위: %)

구 분	'05		'06		'07		'08		'09		'10		'11		'12	
	N	분율(표준오차)	N	분율(표준오차)	N	분율(표준오차)	N	분율(표준오차)	N	분율(표준오차)	N	분율(표준오차)	N	분율(표준오차)	N	분율(표준오차)
<b>지 역</b>																
서울	3,393	14.2 (1.0)	3,990	14.9 (0.9)	4,403	15.8 (0.9)	4,122	15.8 (0.9)	4,224	15.9 (0.9)	4,018	15.8 (0.9)	5,428	15.8 (0.7)	5,266	14.3 (0.9)
부산	2,206	12.3 (1.0)	2,875	13.0 (0.9)	2,903	14.8 (1.1)	2,793	14.3 (1.1)	2,748	17.1 (1.5)	2,804	16.2 (1.6)	2,781	16.3 (1.2)	2,807	14.2 (0.9)
대구	2,125	12.8 (1.2)	2,634	14.0 (1.0)	2,626	15.1 (1.1)	2,618	16.8 (1.8)	2,682	16.9 (1.6)	2,650	14.9 (1.4)	2,391	16.8 (1.1)	2,624	14.8 (1.3)
인천	2,094	14.3 (1.3)	2,467	17.6 (1.5)	2,576	16.6 (1.3)	2,830	16.6 (2.0)	2,792	18.6 (1.8)	2,566	15.7 (2.0)	2,183	16.9 (1.9)	2,237	15.0 (1.7)
광주	1,609	15.0 (1.3)	2,086	16.0 (1.4)	2,193	19.0 (1.7)	2,183	15.3 (1.7)	2,253	17.1 (2.9)	2,149	17.2 (3.7)	1,714	18.4 (1.5)	1,689	17.7 (2.2)
대전	1,645	12.7 (1.2)	2,216	15.7 (1.7)	2,262	17.0 (1.5)	2,088	16.0 (2.6)	2,230	16.6 (1.9)	2,110	14.6 (1.6)	1,554	15.6 (1.2)	1,694	14.1 (1.4)
울산	1,377	15.1 (1.2)	1,778	15.5 (1.9)	1,949	16.9 (1.7)	1,994	19.3 (1.0)	2,098	20.1 (0.9)	2,170	18.6 (1.1)	1,453	15.7 (1.3)	1,329	15.0 (2.2)
경기	3,393	15.2 (1.0)	4,057	16.8 (1.4)	4,572	18.4 (1.2)	4,928	17.4 (1.0)	5,071	17.0 (1.1)	4,825	15.9 (0.7)	7,226	16.8 (0.8)	7,677	16.2 (0.8)
강원	1,314	19.0 (2.0)	1,718	20.6 (2.3)	1,708	18.9 (2.6)	1,927	18.5 (2.6)	1,885	20.2 (2.4)	1,771	24.8 (2.7)	1,360	20.5 (2.4)	1,235	21.8 (2.7)
충북	1,493	14.9 (1.4)	1,776	14.0 (1.8)	1,965	19.7 (1.4)	2,006	17.1 (1.7)	2,008	22.0 (2.1)	1,861	20.5 (2.1)	1,396	22.5 (2.1)	1,493	18.4 (3.5)
충남	1,503	15.4 (1.9)	1,816	21.1 (2.1)	1,960	21.4 (1.8)	1,981	21.7 (2.8)	1,963	20.3 (3.1)	1,975	19.6 (2.9)	1,792	18.1 (1.7)	1,680	19.7 (2.2)
전북	1,438	11.9 (1.3)	1,723	17.6 (2.5)	1,907	19.0 (1.8)	1,997	17.6 (1.9)	1,983	18.3 (2.3)	2,005	16.3 (2.1)	1,638	18.0 (1.7)	1,470	20.7 (2.7)
전남	1,378	16.5 (1.8)	1,755	15.7 (2.0)	1,856	17.7 (1.6)	1,810	19.2 (1.7)	1,734	18.0 (2.4)	1,752	20.0 (2.2)	1,623	18.7 (3.1)	1,436	17.5 (2.5)
경북	1,845	15.3 (2.0)	2,289	16.5 (2.0)	2,616	20.1 (2.0)	2,272	15.1 (2.0)	2,182	13.1 (1.3)	2,136	13.2 (1.6)	2,010	17.6 (2.3)	2,034	15.7 (1.9)
경남	1,901	12.6 (1.3)	2,524	16.2 (1.5)	2,688	16.8 (2.0)	2,352	16.7 (2.0)	2,426	19.7 (2.3)	2,318	17.0 (2.6)	2,419	18.5 (1.9)	2,570	17.9 (1.6)
제주	1,058	11.3 (1.6)	1,310	11.9 (1.4)	1,282	12.5 (1.5)	1,377	16.5 (1.7)	1,333	18.9 (2.0)	1,281	17.1 (1.3)	905	14.8 (2.7)	980	18.7 (3.8)
 <b>여학생</b>																
전 체	28,317	8.9 (0.3)	34,145	9.2 (0.3)	35,232	8.8 (0.3)	35,960	8.2 (0.4)	35,454	7.6 (0.3)	34,847	7.1 (0.3)	37,770	6.5 (0.2)	35,965	5.9 (0.2)
<b>학 년</b>																
중1	5,879	4.8 (0.4)	5,955	4.5 (0.4)	5,933	5.1 (0.4)	6,144	4.0 (0.3)	5,781	3.6 (0.3)	5,949	3.5 (0.3)	6,180	3.1 (0.3)	5,998	2.5 (0.3)
중2	5,874	6.5 (0.4)	5,967	5.6 (0.4)	6,039	6.3 (0.4)	6,118	6.0 (0.5)	5,903	5.7 (0.4)	5,879	5.5 (0.4)	6,490	5.3 (0.3)	5,990	4.3 (0.3)
중3	5,544	7.7 (0.4)	5,851	7.5 (0.5)	6,227	8.2 (0.5)	5,950	6.3 (0.5)	5,792	6.1 (0.4)	5,786	6.4 (0.4)	6,254	5.8 (0.3)	6,026	5.9 (0.4)
고1	5,565	12.5 (0.8)	5,579	12.8 (1.1)	6,207	10.0 (0.6)	6,046	10.4 (1.1)	5,587	9.0 (0.7)	5,792	9.1 (0.8)	6,183	8.6 (0.5)	5,845	6.9 (0.5)
고2	5,455	14.6 (0.8)	5,437	13.4 (0.9)	5,397	11.1 (0.8)	6,308	11.5 (0.8)	6,323	10.0 (0.8)	5,851	9.3 (0.7)	6,554	8.1 (0.5)	6,094	8.1 (0.5)
고3	-	-	5,356	12.8 (1.1)	5,429	13.0 (0.9)	5,394	11.3 (0.7)	6,068	11.6 (0.8)	5,590	8.6 (0.7)	6,109	8.1 (0.5)	6,012	7.6 (0.6)
<b>학교급</b>																
중학교	17,297	6.3 (0.2)	17,773	5.9 (0.3)	18,199	6.6 (0.3)	18,212	5.4 (0.3)	17,476	5.1 (0.2)	17,614	5.1 (0.2)	18,924	4.8 (0.2)	18,014	4.3 (0.2)
고등학교	11,020	13.5 (0.6)	16,372	13.0 (0.7)	17,033	11.3 (0.6)	17,748	11.1 (0.7)	17,978	10.2 (0.6)	17,233	9.0 (0.6)	18,846	8.3 (0.4)	17,951	7.5 (0.4)
일 반 계 고	7,615	7.5 (0.5)	11,301	7.2 (0.6)	11,773	6.4 (0.4)	12,561	6.4 (0.6)	13,102	6.5 (0.4)	12,803	5.3 (0.4)	13,332	5.0 (0.3)	13,985	5.1 (0.3)
특성화계고	3,405	29.6 (1.4)	5,071	28.4 (1.3)	5,260	25.1 (1.5)	5,187	25.4 (1.4)	4,876	22.1 (1.7)	4,430	21.3 (1.5)	5,514	19.4 (1.1)	3,966	15.7 (1.2)
<b>지 역</b>																
서울	3,193	9.0 (0.6)	3,842	9.1 (0.7)	3,999	9.5 (0.7)	3,955	8.4 (1.0)	3,983	7.8 (1.0)	3,830	7.8 (0.9)	5,927	6.2 (0.4)	6,107	6.1 (0.5)
부산	2,077	7.4 (0.9)	2,299	8.7 (1.4)	2,627	8.9 (1.4)	2,708	7.6 (0.9)	2,720	6.2 (0.8)	2,499	5.5 (0.9)	2,376	5.5 (0.7)	2,132	4.6 (0.7)
대구	1,979	7.3 (0.8)	2,301	7.5 (1.1)	2,537	6.9 (1.2)	2,435	6.5 (0.7)	2,381	6.1 (0.8)	2,380	5.5 (1.0)	2,048	5.1 (0.6)	1,688	5.1 (0.7)
인천	1,947	8.7 (1.1)	2,395	8.9 (0.9)	2,546	8.6 (0.9)	2,410	8.0 (1.1)	2,334	7.5 (0.9)	2,442	6.6 (0.7)	2,333	5.8 (0.9)	2,065	5.1 (0.8)
광주	1,462	6.7 (0.7)	1,750	8.0 (0.8)	1,883	6.7 (0.8)	1,828	6.7 (1.4)	1,857	6.4 (1.2)	1,875	5.8 (0.8)	1,595	4.9 (0.5)	1,460	5.9 (0.9)
대전	1,309	10.6 (2.2)	1,575	7.9 (1.3)	1,608	7.7 (1.2)	1,923	6.9 (1.2)	1,718	8.6 (0.9)	1,764	5.3 (1.0)	1,449	7.5 (0.9)	1,281	7.2 (1.0)
울산	1,309	6.2 (0.7)	1,773	8.2 (0.8)	1,774	7.6 (1.0)	1,671	7.9 (0.9)	1,537	9.0 (0.6)	1,308	8.5 (1.4)	1,460	7.1 (1.0)	1,189	6.2 (1.3)
경기	3,451	10.9 (0.7)	4,197	10.2 (0.9)	4,189	9.3 (0.9)	4,404	9.3 (1.0)	4,359	8.5 (0.8)	4,219	7.1 (0.7)	7,201	7.6 (0.5)	7,981	5.8 (0.4)
강원	1,316	13.8 (1.6)	1,672	14.8 (2.9)	1,644	11.0 (1.4)	1,593	7.4 (1.3)	1,668	8.4 (1.3)	1,676	10.1 (1.7)	1,362	8.9 (1.4)	1,251	13.2 (2.6)
충북	1,284	7.7 (1.0)	1,634	8.2 (1.2)	1,636	8.5 (0.8)	1,651	9.3 (1.1)	1,628	8.2 (1.1)	1,639	6.2 (0.8)	1,577	8.0 (1.3)	1,260	6.1 (0.8)
충남	1,355	9.6 (1.7)	1,792	11.9 (1.9)	1,780	10.7 (2.2)	1,929	8.3 (1.4)	1,889	6.6 (1.3)	1,894	7.6 (1.3)	1,665	6.1 (0.9)	1,584	6.4 (1.2)
전북	1,409	8.1 (0.9)	1,608	7.4 (0.8)	1,641	8.4 (1.0)	1,760	8.2 (1.7)	1,816	8.1 (1.1)	1,773	7.0 (1.4)	1,744	5.8 (0.8)	1,663	5.3 (0.8)
전남	1,544	6.5 (0.9)	1,797	7.8 (1.9)	1,805	6.8 (0.7)	1,771	7.7 (1.3)	1,647	7.2 (1.6)	1,629	7.7 (1.3)	1,811	6.0 (0.7)	1,470	8.0 (2.0)
경북	1,673	6.9 (1.0)	1,963	7.8 (1.2)	1,881	8.9 (1.2)	2,317	7.2 (1.0)	2,407	5.8 (0.7)	2,379	6.0 (0.7)	2,018	6.5 (0.9)	1,721	4.5 (0.9)
경남	2,036	8.3 (1.1)	2,305	8.9 (1.2)	2,326	8.4 (0.9)	2,497	7.5 (1.0)	2,507	7.8 (1.2)	2,492	8.2 (1.3)	2,314	5.8 (1.0)	2,350	4.4 (0.7)
제주	973	7.2 (1.0)	1,242	7.7 (1.1)	1,356	5.8 (0.6)	1,108	8.6 (1.4)	1,003	7.9 (1.1)	1,048	7.4 (1.4)	890	6.8 (1.9)	763	6.7 (2.7)



결과표4. 매일 흡연율

(단위: %)


구 분	'05		'06		'07		'08		'09		'10		'11		'12		
	N	분율(표준오차)	N	분율(표준오차)	N	분율(표준오차)	N	분율(표준오차)	N	분율(표준오차)	N	분율(표준오차)	N	분율(표준오차)	N	분율(표준오차)	
전 체																	
전 체	58,089	3.9 (0.2)	71,159	5.4 (0.2)	74,698	5.9 (0.2)	75,238	6.5 (0.2)	75,066	6.7 (0.2)	73,238	6.0 (0.2)	75,643	6.1 (0.2)	74,186	5.4 (0.2)	
학 년																	
중1	12,149	0.4 (0.1)	12,839	0.5 (0.1)	13,035	0.5 (0.1)	13,037	0.7 (0.1)	12,714	0.6 (0.1)	12,468	0.7 (0.1)	12,728	0.8 (0.1)	12,362	0.4 (0.1)	
중2	11,970	1.0 (0.1)	12,334	1.5 (0.1)	12,849	1.9 (0.2)	13,056	2.5 (0.2)	12,868	2.4 (0.2)	12,499	2.1 (0.2)	12,903	2.4 (0.2)	12,384	1.4 (0.1)	
중3	11,357	2.9 (0.2)	12,117	3.2 (0.3)	12,936	4.4 (0.3)	12,850	4.2 (0.2)	12,827	4.8 (0.3)	12,603	4.1 (0.2)	12,843	4.8 (0.3)	12,551	4.3 (0.3)	
고1	11,440	6.6 (0.4)	11,591	7.1 (0.5)	12,809	7.5 (0.5)	12,720	9.1 (0.6)	12,477	8.3 (0.5)	12,021	7.2 (0.4)	12,569	7.7 (0.4)	12,451	6.3 (0.4)	
고2	11,173	10.2 (0.5)	11,407	10.0 (0.5)	11,596	10.5 (0.6)	12,375	10.6 (0.6)	12,427	11.3 (0.6)	12,124	9.4 (0.5)	12,508	9.6 (0.5)	12,315	9.3 (0.5)	
고3	-	-	-	10,871	11.9 (0.7)	11,473	12.5 (0.6)	11,200	13.0 (0.6)	11,753	12.9 (0.6)	11,523	12.3 (0.7)	12,092	11.4 (0.5)	12,123	10.4 (0.5)
학교급																	
중학교	35,476	1.4 (0.1)	37,290	1.7 (0.1)	38,820	2.3 (0.1)	38,943	2.5 (0.1)	38,409	2.6 (0.1)	37,570	2.3 (0.1)	38,474	2.7 (0.1)	37,297	2.1 (0.1)	
고등학교	22,613	8.4 (0.4)	33,869	9.6 (0.4)	35,878	10.0 (0.4)	36,295	10.8 (0.5)	36,657	10.8 (0.5)	35,668	9.6 (0.4)	37,169	9.5 (0.3)	36,889	8.6 (0.4)	
일반계고	15,767	4.5 (0.3)	23,432	5.7 (0.4)	25,051	6.5 (0.4)	26,808	7.2 (0.4)	27,380	7.7 (0.4)	26,845	6.5 (0.4)	27,278	6.7 (0.3)	28,443	6.4 (0.3)	
특성화계고	6,846	18.3 (1.1)	10,437	19.7 (1.1)	10,827	19.7 (1.1)	9,487	21.1 (1.1)	9,277	20.3 (1.3)	8,823	19.6 (1.1)	9,891	18.8 (0.9)	8,446	16.2 (0.9)	
지 역																	
서울	6,586	4.2 (0.4)	7,832	4.9 (0.4)	8,402	5.8 (0.5)	8,077	6.8 (0.6)	8,207	6.4 (0.6)	7,848	6.1 (0.5)	11,355	5.8 (0.4)	11,373	5.1 (0.5)	
부산	4,283	3.2 (0.4)	5,174	4.3 (0.4)	5,530	4.8 (0.6)	5,501	5.6 (0.6)	5,468	6.0 (0.8)	5,303	5.6 (0.6)	5,157	5.4 (0.6)	4,939	4.0 (0.5)	
대구	4,104	3.0 (0.4)	4,935	4.9 (0.5)	5,163	5.1 (0.6)	5,053	6.3 (0.8)	5,063	7.0 (1.2)	5,030	6.0 (0.9)	4,439	5.6 (0.6)	4,312	4.7 (0.6)	
인천	4,041	4.1 (0.5)	4,862	5.8 (0.7)	5,122	5.5 (0.6)	5,240	6.6 (1.0)	5,126	7.3 (0.8)	5,008	5.4 (0.8)	4,516	5.9 (0.7)	4,302	4.7 (0.8)	
광주	3,071	3.6 (0.5)	3,836	4.5 (0.7)	4,076	5.2 (0.7)	4,011	5.3 (0.6)	4,110	5.7 (1.4)	4,024	4.8 (1.4)	3,309	5.8 (0.7)	3,149	5.5 (1.0)	
대전	2,954	4.0 (0.6)	3,791	4.6 (0.5)	3,870	6.0 (0.7)	4,011	6.4 (1.3)	3,948	6.8 (1.1)	3,874	5.4 (0.6)	3,003	6.1 (0.7)	2,975	4.4 (0.6)	
울산	2,686	3.1 (0.4)	3,551	5.0 (0.9)	3,723	5.9 (0.9)	3,665	7.5 (0.6)	3,635	8.1 (0.6)	3,478	7.7 (0.7)	2,913	6.2 (0.8)	2,518	5.0 (1.0)	
경기	6,844	4.3 (0.5)	8,254	5.8 (0.6)	8,761	6.3 (0.6)	9,332	6.7 (0.6)	9,430	6.3 (0.5)	9,044	5.3 (0.4)	14,427	6.3 (0.4)	15,658	5.6 (0.4)	
강원	2,630	7.1 (0.7)	3,390	9.5 (1.0)	3,352	8.1 (1.0)	3,520	6.6 (1.0)	3,553	7.7 (1.6)	3,447	9.7 (1.5)	2,722	7.6 (1.0)	2,486	8.7 (1.2)	
충북	2,777	3.5 (0.5)	3,410	4.8 (0.9)	3,601	6.6 (0.9)	3,657	6.2 (0.8)	3,636	7.7 (1.0)	3,500	7.1 (1.2)	2,973	8.8 (1.3)	2,753	5.9 (1.5)	
충남	2,858	4.6 (0.8)	3,608	7.4 (1.0)	3,740	7.5 (1.0)	3,910	7.8 (1.3)	3,852	7.3 (1.5)	3,869	7.1 (1.4)	3,457	6.1 (0.8)	3,264	6.3 (0.8)	
전북	2,847	3.0 (0.6)	3,331	4.5 (1.2)	3,548	5.1 (0.8)	3,757	6.2 (0.8)	3,799	7.3 (1.1)	3,778	5.9 (1.1)	3,382	5.7 (0.8)	3,133	6.4 (1.4)	
전남	2,922	3.7 (0.7)	3,552	5.2 (2.0)	3,661	5.1 (0.7)	3,581	7.0 (1.2)	3,381	7.1 (1.4)	3,381	6.9 (1.2)	3,434	5.5 (1.1)	2,906	6.1 (1.1)	
경북	3,518	3.4 (0.8)	4,252	5.7 (1.0)	4,497	7.5 (1.2)	4,589	5.3 (1.0)	4,589	4.5 (0.6)	4,515	4.4 (0.6)	4,028	6.4 (0.9)	3,755	4.9 (1.0)	
경남	3,937	3.5 (0.6)	4,829	4.9 (0.8)	5,014	5.8 (1.0)	4,849	6.2 (1.2)	4,933	7.9 (1.2)	4,810	6.8 (1.2)	4,733	6.4 (1.1)	4,920	5.8 (0.6)	
제주	2,031	2.9 (0.3)	2,552	4.4 (0.4)	2,638	4.6 (0.6)	2,485	6.5 (0.9)	2,336	8.0 (1.1)	2,329	6.2 (0.8)	1,795	5.5 (0.7)	1,743	6.8 (1.4)	
남학생																	
전 체	29,772	5.3 (0.2)	37,014	7.2 (0.3)	39,466	8.4 (0.3)	39,278	9.0 (0.3)	39,612	9.6 (0.4)	38,391	8.7 (0.3)	37,873	9.2 (0.3)	38,221	8.1 (0.3)	
학 년																	
중1	6,270	0.6 (0.1)	6,884	0.8 (0.1)	7,102	0.6 (0.1)	6,893	0.9 (0.1)	6,933	0.7 (0.1)	6,519	0.9 (0.1)	6,548	1.0 (0.2)	6,364	0.5 (0.1)	
중2	6,096	1.4 (0.2)	6,367	1.7 (0.2)	6,810	2.7 (0.2)	6,938	3.3 (0.3)	6,965	3.2 (0.3)	6,620	2.9 (0.3)	6,413	3.4 (0.3)	6,394	1.9 (0.2)	
중3	5,813	3.9 (0.3)	6,266	4.7 (0.4)	6,709	5.9 (0.4)	6,900	6.0 (0.4)	7,035	7.0 (0.4)	6,817	5.8 (0.3)	6,589	7.2 (0.4)	6,525	6.1 (0.3)	
고1	5,875	8.8 (0.6)	6,012	8.7 (0.7)	6,602	11.2 (0.8)	6,674	12.4 (0.7)	6,890	12.1 (0.8)	6,229	10.0 (0.6)	6,386	11.3 (0.5)	6,606	9.5 (0.5)	
고2	5,718	13.6 (0.8)	5,970	13.7 (0.8)	6,199	15.3 (0.8)	6,067	14.9 (0.9)	6,104	17.0 (1.0)	6,273	13.5 (0.7)	5,954	14.3 (0.7)	6,221	13.9 (0.7)	
고3	-	-	-	5,515	16.7 (0.9)	6,044	17.5 (0.9)	5,806	18.4 (0.9)	5,685	18.1 (0.9)	5,933	19.0 (0.9)	5,983	17.2 (0.7)	6,111	16.0 (0.7)
학교급																	
중학교	18,179	1.9 (0.1)	19,517	2.4 (0.2)	20,621	3.1 (0.2)	20,731	3.4 (0.2)	20,933	3.7 (0.2)	19,956	3.3 (0.2)	19,550	3.9 (0.2)	19,283	2.9 (0.2)	
고등학교	11,593	11.1 (0.6)	17,497	12.9 (0.6)	18,845	14.5 (0.6)	18,547	15.1 (0.6)	18,679	15.7 (0.7)	18,435	14.1 (0.6)	18,323	14.2 (0.5)	18,938	13.1 (0.5)	
일반계고	8,152	6.7 (0.4)	12,131	8.6 (0.5)	13,278	10.4 (0.6)	14,247	11.1 (0.5)	14,278	12.1 (0.6)	14,042	10.4 (0.5)	13,946	10.9 (0.4)	14,458	10.2 (0.5)	
특성화계고	3,441	22.4 (1.3)	5,366	23.7 (1.1)	5,567	25.3 (1.1)	4,300	26.1 (1.2)	4,401	26.3 (1.5)	4,393	25.7 (1.5)	4,377	25.0 (0.9)	4,480	22.8 (0.9)	

※ 최근 30일 동안 매일 흡연한 사람의 분율



(계속: 매일 흡연율)

(단위: %)

구 분	'05		'06		'07		'08		'09		'10		'11		'12	
	N	분율(표준오차)	N	분율(표준오차)	N	분율(표준오차)	N	분율(표준오차)	N	분율(표준오차)	N	분율(표준오차)	N	분율(표준오차)	N	분율(표준오차)
<b>지 역</b>																
서울	3,393	5.7 (0.6)	3,990	6.4 (0.6)	4,403	8.1 (0.7)	4,122	9.0 (0.7)	4,224	8.7 (0.7)	4,018	8.6 (0.6)	5,428	8.6 (0.5)	5,266	7.5 (0.6)
부산	2,206	4.5 (0.6)	2,875	5.6 (0.6)	2,903	6.1 (0.7)	2,793	7.4 (1.0)	2,748	8.8 (1.1)	2,804	8.5 (1.0)	2,781	8.3 (0.9)	2,807	6.0 (0.6)
대구	2,125	4.3 (0.6)	2,634	7.0 (0.7)	2,626	7.3 (1.0)	2,618	9.2 (1.2)	2,682	10.7 (1.6)	2,650	8.5 (1.1)	2,391	8.9 (0.8)	2,624	7.0 (1.0)
인천	2,094	5.9 (0.9)	2,467	8.2 (1.1)	2,576	7.5 (1.2)	2,830	9.9 (1.7)	2,792	10.9 (1.5)	2,566	8.0 (1.5)	2,183	9.3 (1.3)	2,237	7.1 (1.4)
광주	1,609	4.9 (0.9)	2,086	5.9 (0.9)	2,193	8.1 (1.0)	2,183	7.8 (1.5)	2,253	8.8 (2.6)	2,149	7.7 (2.3)	1,714	9.3 (1.0)	1,689	8.6 (1.7)
대전	1,645	4.8 (0.8)	2,216	6.5 (1.1)	2,262	8.4 (1.2)	2,088	9.4 (2.3)	2,230	10.1 (2.0)	2,110	8.4 (1.1)	1,554	8.7 (1.0)	1,694	6.4 (1.1)
울산	1,377	4.4 (0.7)	1,778	7.0 (1.5)	1,949	8.3 (1.5)	1,994	10.8 (0.9)	2,098	11.1 (0.7)	2,170	10.7 (0.7)	1,453	8.8 (1.0)	1,329	7.4 (1.7)
경기	3,393	5.4 (0.7)	4,057	7.9 (1.0)	4,572	9.1 (1.0)	4,928	9.0 (0.8)	5,071	8.7 (0.8)	4,825	7.8 (0.5)	7,226	8.9 (0.6)	7,677	8.4 (0.6)
강원	1,314	9.2 (1.4)	1,718	10.9 (1.6)	1,708	11.3 (1.7)	1,927	9.8 (1.7)	1,885	11.6 (2.4)	1,771	14.3 (2.2)	1,360	11.0 (1.6)	1,235	10.5 (1.8)
충북	1,493	5.0 (0.8)	1,776	6.8 (1.5)	1,965	9.2 (1.1)	2,006	8.5 (1.0)	2,008	11.1 (1.5)	1,861	10.7 (1.8)	1,396	13.5 (1.7)	1,493	9.1 (2.6)
충남	1,503	5.9 (1.2)	1,816	10.4 (1.4)	1,960	10.1 (1.2)	1,981	11.6 (1.8)	1,963	11.8 (2.5)	1,975	11.2 (2.3)	1,792	9.3 (1.3)	1,680	9.7 (1.3)
전북	1,438	3.6 (0.9)	1,723	6.8 (1.9)	1,907	7.3 (1.4)	1,997	8.6 (1.8)	1,983	10.4 (1.4)	2,005	8.9 (1.5)	1,638	9.3 (1.3)	1,470	10.6 (2.0)
전남	1,378	6.1 (1.2)	1,755	6.8 (2.0)	1,856	8.1 (1.0)	1,810	10.6 (1.6)	1,734	10.1 (2.1)	1,752	10.0 (2.0)	1,623	8.6 (1.7)	1,436	9.0 (1.9)
경북	1,845	5.5 (1.3)	2,289	8.0 (1.4)	2,616	11.1 (1.8)	2,272	7.5 (1.8)	2,182	6.6 (0.8)	2,136	6.0 (1.1)	2,010	9.5 (1.6)	2,034	7.6 (1.4)
경남	1,901	4.4 (0.8)	2,524	6.6 (1.0)	2,688	8.3 (1.7)	2,352	9.0 (1.8)	2,426	11.5 (1.8)	2,318	9.6 (1.8)	2,419	10.2 (1.6)	2,570	9.4 (1.1)
제주	1,058	4.0 (0.8)	1,310	5.3 (0.9)	1,282	6.9 (1.2)	1,377	8.3 (1.3)	1,333	11.4 (1.9)	1,281	8.8 (1.5)	905	7.7 (2.2)	980	10.3 (2.6)
 <b>여학생</b>																
전 체	28,317	2.4 (0.1)	34,145	3.3 (0.2)	35,232	3.1 (0.2)	35,960	3.6 (0.2)	35,454	3.3 (0.2)	34,847	2.9 (0.2)	37,770	2.8 (0.1)	35,965	2.4 (0.1)
<b>학 년</b>																
중1	5,879	0.1 (0.0)	5,955	0.2 (0.1)	5,933	0.4 (0.1)	6,144	0.4 (0.1)	5,781	0.4 (0.1)	5,949	0.5 (0.1)	6,180	0.5 (0.1)	5,998	0.4 (0.1)
중2	5,874	0.6 (0.1)	5,967	1.2 (0.2)	6,039	1.0 (0.2)	6,118	1.6 (0.3)	5,903	1.4 (0.2)	5,879	1.1 (0.2)	6,490	1.3 (0.2)	5,990	0.9 (0.1)
중3	5,544	1.7 (0.3)	5,851	1.5 (0.2)	6,227	2.8 (0.3)	5,950	2.1 (0.2)	5,792	2.4 (0.2)	5,786	2.1 (0.2)	6,254	2.1 (0.2)	6,026	2.3 (0.3)
고1	5,565	4.0 (0.4)	5,579	5.2 (0.8)	6,207	3.4 (0.3)	6,046	5.3 (0.8)	5,587	4.0 (0.4)	5,792	4.0 (0.5)	6,183	3.7 (0.3)	5,845	2.7 (0.3)
고2	5,455	6.5 (0.5)	5,437	5.9 (0.6)	5,397	5.1 (0.5)	6,308	5.8 (0.5)	6,323	5.0 (0.6)	5,851	4.7 (0.5)	6,554	4.1 (0.3)	6,094	4.1 (0.3)
고3	-	-	5,356	6.6 (0.7)	5,429	6.9 (0.6)	5,394	7.1 (0.6)	6,068	7.0 (0.6)	5,590	4.9 (0.5)	6,109	4.9 (0.4)	6,012	4.0 (0.4)
<b>학교급</b>																
중학교	17,297	0.8 (0.1)	17,773	1.0 (0.1)	18,199	1.4 (0.1)	18,212	1.4 (0.2)	17,476	1.4 (0.1)	17,614	1.2 (0.1)	18,924	1.3 (0.1)	18,014	1.2 (0.1)
고등학교	11,020	5.2 (0.4)	16,372	5.9 (0.4)	17,033	5.0 (0.3)	17,748	6.0 (0.5)	17,978	5.3 (0.4)	17,233	4.5 (0.4)	18,846	4.2 (0.2)	17,951	3.6 (0.3)
일 반 계 고	7,615	2.1 (0.3)	11,301	2.5 (0.3)	11,773	2.2 (0.2)	12,561	3.0 (0.4)	13,102	2.9 (0.3)	12,803	2.2 (0.2)	13,332	2.1 (0.2)	13,985	2.2 (0.2)
특성화계고	3,405	13.6 (1.1)	5,071	14.9 (1.2)	5,260	13.2 (1.1)	5,187	15.2 (1.2)	4,876	13.0 (1.4)	4,430	12.2 (1.1)	5,514	11.4 (0.8)	3,966	8.3 (0.7)
<b>지 역</b>																
서울	3,193	2.5 (0.3)	3,842	3.3 (0.4)	3,999	3.3 (0.4)	3,955	4.3 (0.8)	3,983	3.8 (0.7)	3,830	3.3 (0.5)	5,927	2.8 (0.3)	6,107	2.5 (0.3)
부산	2,077	1.8 (0.4)	2,299	2.7 (0.7)	2,627	3.2 (1.1)	2,708	3.5 (0.6)	2,720	2.7 (0.5)	2,499	2.1 (0.5)	2,376	2.1 (0.4)	2,132	1.7 (0.4)
대구	1,979	1.3 (0.3)	2,301	2.4 (0.5)	2,537	2.3 (0.6)	2,435	2.9 (0.4)	2,381	2.5 (0.5)	2,380	3.1 (0.8)	2,048	1.6 (0.3)	1,688	2.1 (0.4)
인천	1,947	2.1 (0.5)	2,395	3.2 (0.6)	2,546	3.2 (0.6)	2,410	3.0 (0.6)	2,334	3.4 (0.8)	2,442	2.5 (0.4)	2,333	2.3 (0.6)	2,065	2.1 (0.5)
광주	1,462	2.1 (0.4)	1,750	2.9 (0.5)	1,883	2.1 (0.3)	1,828	2.6 (1.2)	1,857	2.3 (0.6)	1,875	1.6 (0.4)	1,595	1.9 (0.3)	1,460	2.1 (0.5)
대전	1,309	3.2 (1.2)	1,575	2.4 (0.7)	1,608	3.4 (0.9)	1,923	2.9 (0.7)	1,718	2.9 (0.5)	1,764	2.1 (0.6)	1,449	3.1 (0.5)	1,281	2.1 (0.4)
울산	1,309	1.5 (0.3)	1,773	2.5 (0.4)	1,774	2.9 (0.6)	1,671	3.7 (0.6)	1,537	4.5 (0.4)	1,308	4.1 (1.1)	1,460	3.2 (0.6)	1,189	2.2 (0.8)
경기	3,451	3.1 (0.4)	4,197	3.5 (0.5)	4,189	3.2 (0.4)	4,404	4.3 (0.7)	4,359	3.6 (0.6)	4,219	2.6 (0.4)	7,201	3.6 (0.3)	7,981	2.6 (0.3)
강원	1,316	4.9 (0.7)	1,672	7.9 (2.0)	1,644	4.5 (1.1)	1,593	2.9 (0.6)	1,668	3.3 (0.9)	1,676	4.6 (1.1)	1,362	3.9 (0.8)	1,251	6.8 (1.7)
충북	1,284	1.8 (0.5)	1,634	2.5 (0.6)	1,636	3.6 (0.7)	1,651	3.6 (0.8)	1,628	3.7 (0.7)	1,639	3.1 (0.7)	1,577	3.5 (0.7)	1,260	2.4 (0.7)
충남	1,355	3.2 (1.1)	1,792	4.0 (1.0)	1,780	4.5 (1.3)	1,929	3.5 (0.9)	1,889	2.2 (0.6)	1,894	2.6 (0.7)	1,665	2.6 (0.6)	1,584	2.6 (0.7)
전북	1,409	2.3 (0.6)	1,608	1.9 (0.4)	1,641	2.7 (0.4)	1,760	3.6 (0.8)	1,816	3.8 (0.7)	1,773	2.7 (0.8)	1,744	1.9 (0.4)	1,663	1.9 (0.5)
전남	1,544	1.0 (0.2)	1,797	3.5 (2.0)	1,805	1.8 (0.4)	1,771	3.0 (0.8)	1,647	3.8 (1.5)	1,629	3.6 (1.0)	1,811	2.1 (0.5)	1,470	3.0 (0.8)
경북	1,673	0.8 (0.3)	1,963	2.9 (0.8)	1,881	3.0 (0.6)	2,317	2.6 (0.5)	2,407	2.0 (0.4)	2,379	2.5 (0.4)	2,018	2.8 (0.5)	1,721	1.7 (0.5)
경남	2,036	2.6 (0.7)	2,305	3.0 (0.8)	2,326	2.9 (0.5)	2,497	2.8 (0.4)	2,507	3.7 (0.7)	2,492	3.5 (0.9)	2,314	1.9 (0.5)	2,350	1.7 (0.4)
제주	973	1.8 (0.6)	1,242	3.4 (0.7)	1,356	2.1 (0.4)	1,108	4.6 (0.8)	1,003	4.3 (0.9)	1,048	3.2 (0.9)	890	3.1 (1.1)	763	2.9 (1.5)



결과표5. 월 20일 이상 흡연율

(단위: %)


구 분	'05		'06		'07		'08		'09		'10		'11		'12	
	N	분율(표준오차)	N	분율(표준오차)	N	분율(표준오차)	N	분율(표준오차)	N	분율(표준오차)	N	분율(표준오차)	N	분율(표준오차)	N	분율(표준오차)
<b>전 체</b>																
전 체	58,089	5.0 (0.2)	71,159	6.5 (0.2)	74,698	7.2 (0.2)	75,238	7.8 (0.3)	75,066	7.8 (0.3)	73,238	7.0 (0.2)	75,643	7.2 (0.2)	74,186	6.6 (0.2)
<b>학 년</b>																
중1	12,149	0.6 (0.1)	12,839	0.8 (0.1)	13,035	1.0 (0.1)	13,037	1.2 (0.1)	12,714	0.8 (0.1)	12,468	1.0 (0.1)	12,728	1.0 (0.1)	12,362	0.6 (0.1)
중2	11,970	1.6 (0.1)	12,334	2.1 (0.2)	12,849	2.9 (0.2)	13,056	3.4 (0.3)	12,868	3.3 (0.2)	12,499	2.9 (0.2)	12,903	3.2 (0.2)	12,384	2.0 (0.2)
중3	11,357	3.9 (0.2)	12,117	4.1 (0.3)	12,936	5.6 (0.3)	12,850	5.3 (0.3)	12,827	5.8 (0.3)	12,603	5.3 (0.2)	12,843	5.8 (0.3)	12,551	5.5 (0.3)
고1	11,440	8.2 (0.5)	11,591	8.6 (0.5)	12,809	9.3 (0.6)	12,720	10.9 (0.7)	12,477	10.0 (0.6)	12,021	8.6 (0.5)	12,569	9.3 (0.4)	12,451	7.9 (0.4)
고2	11,173	12.3 (0.6)	11,407	11.8 (0.6)	11,596	12.2 (0.6)	12,375	12.3 (0.7)	12,427	12.7 (0.7)	12,124	10.6 (0.5)	12,508	11.2 (0.5)	12,315	11.0 (0.5)
고3	-	-	10,871	13.9 (0.7)	11,473	13.9 (0.6)	11,200	14.6 (0.7)	11,753	14.1 (0.6)	11,523	13.7 (0.7)	12,092	12.6 (0.6)	12,123	11.7 (0.5)
<b>학교급</b>																
중학교	35,476	2.0 (0.1)	37,290	2.3 (0.1)	38,820	3.2 (0.1)	38,943	3.3 (0.2)	38,409	3.3 (0.1)	37,570	3.1 (0.1)	38,474	3.4 (0.1)	37,297	2.8 (0.1)
고등학교	22,613	10.2 (0.4)	33,869	11.4 (0.4)	35,878	11.7 (0.5)	36,295	12.5 (0.5)	36,657	12.3 (0.5)	35,668	11.0 (0.4)	37,169	11.0 (0.4)	36,889	10.2 (0.4)
일반계고	15,767	5.9 (0.4)	23,432	7.0 (0.4)	25,051	7.7 (0.4)	26,808	8.6 (0.5)	27,380	8.9 (0.5)	26,845	7.6 (0.4)	27,278	7.9 (0.4)	28,443	7.6 (0.4)
특성화계고	6,846	21.5 (1.1)	10,437	22.8 (1.1)	10,827	22.6 (1.2)	9,487	23.8 (1.1)	9,277	22.5 (1.3)	8,823	21.8 (1.2)	9,891	21.1 (1.0)	8,446	18.9 (1.1)
<b>지 역</b>																
서울	6,586	5.2 (0.5)	7,832	6.1 (0.4)	8,402	7.2 (0.6)	8,077	7.9 (0.7)	8,207	7.5 (0.6)	7,848	7.2 (0.6)	11,355	6.8 (0.5)	11,373	6.2 (0.5)
부산	4,283	4.2 (0.4)	5,174	5.3 (0.4)	5,530	5.6 (0.6)	5,501	6.7 (0.7)	5,468	7.3 (0.8)	5,303	6.5 (0.7)	5,157	6.6 (0.7)	4,939	4.9 (0.6)
대구	4,104	4.0 (0.4)	4,935	6.1 (0.5)	5,163	6.0 (0.7)	5,053	7.6 (0.9)	5,063	7.5 (1.2)	5,030	6.9 (1.0)	4,439	6.9 (0.7)	4,312	5.6 (0.7)
인천	4,041	5.3 (0.5)	4,862	7.0 (0.7)	5,122	7.0 (0.6)	5,240	7.7 (1.0)	5,126	8.4 (0.9)	5,008	6.5 (0.9)	4,516	6.6 (0.8)	4,302	5.7 (0.9)
광주	3,071	4.1 (0.6)	3,836	5.9 (0.8)	4,076	6.6 (1.0)	4,011	6.7 (0.8)	4,110	7.1 (1.6)	4,024	5.7 (1.3)	3,309	6.9 (0.9)	3,149	6.5 (1.1)
대전	2,954	5.0 (0.7)	3,791	6.2 (0.6)	3,870	7.1 (0.7)	4,011	7.5 (1.3)	3,948	8.0 (1.2)	3,874	6.3 (0.6)	3,003	7.0 (0.7)	2,975	5.7 (0.7)
울산	2,686	3.8 (0.5)	3,551	6.2 (0.9)	3,723	6.9 (0.9)	3,665	8.8 (0.6)	3,635	9.1 (0.6)	3,478	8.9 (0.9)	2,913	7.3 (0.9)	2,518	6.0 (1.1)
경기	6,844	5.7 (0.5)	8,254	7.0 (0.7)	8,761	7.5 (0.7)	9,332	8.2 (0.7)	9,430	7.3 (0.6)	9,044	6.4 (0.5)	14,427	7.4 (0.5)	15,658	6.7 (0.4)
강원	2,630	8.5 (0.9)	3,390	10.8 (1.1)	3,352	9.6 (1.1)	3,520	8.0 (1.2)	3,553	9.0 (1.7)	3,447	11.4 (1.6)	2,722	9.0 (1.2)	2,486	10.5 (1.2)
충북	2,777	4.6 (0.6)	3,410	5.8 (1.0)	3,601	8.0 (1.1)	3,657	7.6 (1.0)	3,636	9.1 (1.2)	3,500	8.1 (1.4)	2,973	10.0 (1.4)	2,753	7.1 (1.8)
충남	2,858	5.8 (0.9)	3,608	8.4 (1.1)	3,740	9.2 (1.1)	3,910	9.3 (1.5)	3,852	8.5 (1.7)	3,869	8.3 (1.6)	3,457	7.3 (0.9)	3,264	7.9 (1.1)
전북	2,847	3.7 (0.7)	3,331	5.3 (1.2)	3,548	7.0 (0.9)	3,757	7.7 (0.9)	3,799	8.1 (1.1)	3,778	7.0 (1.2)	3,382	7.2 (1.0)	3,133	7.8 (1.6)
전남	2,922	4.3 (0.7)	3,552	6.7 (2.0)	3,661	6.0 (0.7)	3,581	8.3 (1.3)	3,381	7.9 (1.5)	3,381	7.9 (1.3)	3,434	6.8 (1.3)	2,906	7.2 (1.4)
경북	3,518	4.5 (0.8)	4,252	6.5 (1.1)	4,497	8.7 (1.2)	4,589	6.4 (1.2)	4,589	5.3 (0.6)	4,515	5.2 (0.7)	4,028	7.3 (1.0)	3,755	6.0 (1.2)
경남	3,937	4.2 (0.6)	4,829	6.1 (0.9)	5,014	6.9 (1.1)	4,849	7.3 (1.2)	4,933	9.3 (1.3)	4,810	7.7 (1.2)	4,733	7.5 (1.3)	4,920	7.0 (0.7)
제주	2,031	3.9 (0.4)	2,552	5.2 (0.5)	2,638	5.0 (0.5)	2,485	7.8 (0.8)	2,336	8.9 (1.2)	2,329	7.7 (0.8)	1,795	6.4 (0.8)	1,743	7.7 (1.6)
<b>남학생</b>																
전 체	29,772	6.5 (0.3)	37,014	8.5 (0.3)	39,466	10.0 (0.4)	39,278	10.7 (0.4)	39,612	11.1 (0.4)	38,391	10.2 (0.3)	37,873	10.7 (0.3)	38,221	9.8 (0.3)
<b>학 년</b>																
중1	6,270	0.8 (0.1)	6,884	1.2 (0.2)	7,102	1.1 (0.2)	6,893	1.7 (0.2)	6,933	1.0 (0.1)	6,519	1.2 (0.2)	6,548	1.4 (0.2)	6,364	0.8 (0.1)
중2	6,096	2.2 (0.2)	6,367	2.4 (0.2)	6,810	3.9 (0.3)	6,938	4.3 (0.3)	6,965	4.5 (0.3)	6,620	4.1 (0.3)	6,413	4.4 (0.4)	6,394	2.7 (0.2)
중3	5,813	5.0 (0.4)	6,266	5.7 (0.5)	6,709	7.3 (0.4)	6,900	7.6 (0.4)	7,035	8.5 (0.4)	6,817	7.5 (0.4)	6,589	8.7 (0.4)	6,525	8.0 (0.4)
고1	5,875	10.6 (0.7)	6,012	10.6 (0.7)	6,602	13.6 (0.9)	6,674	14.8 (0.8)	6,890	14.7 (1.0)	6,229	11.9 (0.7)	6,386	13.5 (0.6)	6,606	11.9 (0.6)
고2	5,718	16.2 (0.8)	5,970	15.8 (0.9)	6,199	17.6 (0.8)	6,067	17.1 (0.9)	6,104	18.7 (1.0)	6,273	15.0 (0.8)	5,954	16.6 (0.8)	6,221	16.5 (0.8)
고3	-	-	5,515	18.8 (1.0)	6,044	19.2 (0.9)	5,806	20.4 (0.9)	5,685	19.8 (0.9)	5,933	21.0 (0.9)	5,983	18.9 (0.8)	6,111	17.8 (0.8)
<b>학교급</b>																
중학교	18,179	2.6 (0.1)	19,517	3.0 (0.2)	20,621	4.1 (0.2)	20,731	4.5 (0.2)	20,933	4.7 (0.2)	19,956	4.3 (0.2)	19,550	4.9 (0.2)	19,283	3.9 (0.2)
고등학교	11,593	13.3 (0.6)	17,497	15.0 (0.6)	18,845	16.7 (0.7)	18,547	17.3 (0.6)	18,679	17.7 (0.7)	18,435	15.9 (0.6)	18,323	16.3 (0.5)	18,938	15.4 (0.6)
일반계고	8,152	8.4 (0.5)	12,131	10.2 (0.5)	13,278	12.3 (0.7)	14,247	13.1 (0.6)	14,278	13.8 (0.7)	14,042	12.0 (0.5)	13,946	12.6 (0.5)	14,458	11.9 (0.5)
특성화계고	3,441	25.7 (1.4)	5,366	27.1 (1.2)	5,567	28.4 (1.2)	4,300	28.9 (1.2)	4,401	29.1 (1.6)	4,393	28.2 (1.5)	4,377	28.2 (1.0)	4,480	26.7 (1.0)

※최근 30일 동안 20일 이상 흡연한 사람의 분율



(계속: 월 20일 이상 흡연율)

(단위: %)

구 분	'05		'06		'07		'08		'09		'10		'11		'12	
	N	분율(표준오차)	N	분율(표준오차)	N	분율(표준오차)	N	분율(표준오차)	N	분율(표준오차)	N	분율(표준오차)	N	분율(표준오차)	N	분율(표준오차)
<b>지 역</b>																
서울	3,393	7.0 (0.7)	3,990	7.7 (0.7)	4,403	9.7 (0.8)	4,122	10.4 (0.8)	4,224	10.3 (0.7)	4,018	10.0 (0.7)	5,428	10.0 (0.6)	5,266	9.1 (0.7)
부산	2,206	5.5 (0.7)	2,875	6.7 (0.6)	2,903	7.1 (0.9)	2,793	8.8 (1.1)	2,748	10.9 (1.2)	2,804	9.8 (1.2)	2,781	10.0 (1.0)	2,807	7.3 (0.7)
대구	2,125	5.4 (0.8)	2,634	8.2 (0.8)	2,626	8.4 (1.0)	2,618	10.8 (1.3)	2,682	11.4 (1.6)	2,650	10.0 (1.3)	2,391	10.7 (0.9)	2,624	8.4 (1.1)
인천	2,094	7.4 (1.1)	2,467	9.4 (1.2)	2,576	9.6 (1.2)	2,830	11.2 (1.7)	2,792	12.3 (1.6)	2,566	9.4 (1.6)	2,183	10.4 (1.5)	2,237	8.4 (1.5)
광주	1,609	5.7 (1.0)	2,086	7.6 (1.1)	2,193	9.9 (1.4)	2,183	9.8 (1.8)	2,253	10.7 (3.1)	2,149	8.9 (2.2)	1,714	11.0 (1.1)	1,689	10.2 (1.8)
대전	1,645	6.0 (0.9)	2,216	8.1 (1.3)	2,262	9.9 (1.3)	2,088	10.9 (2.3)	2,230	11.6 (2.1)	2,110	9.5 (1.2)	1,554	9.7 (1.0)	1,694	8.3 (1.3)
울산	1,377	5.3 (0.7)	1,778	8.9 (1.6)	1,949	9.5 (1.5)	1,994	12.1 (0.9)	2,098	12.8 (0.8)	2,170	12.3 (0.8)	1,453	10.1 (1.1)	1,329	8.5 (1.9)
경기	3,393	6.8 (0.7)	4,057	9.2 (1.0)	4,572	10.7 (1.2)	4,928	11.0 (0.9)	5,071	10.2 (0.9)	4,825	9.4 (0.6)	7,226	10.3 (0.6)	7,677	10.0 (0.6)
강원	1,314	10.4 (1.6)	1,718	12.4 (1.8)	1,708	13.0 (2.0)	1,927	11.2 (2.0)	1,885	13.5 (2.4)	1,771	16.2 (2.3)	1,360	13.1 (2.0)	1,235	12.9 (2.0)
충북	1,493	6.3 (1.0)	1,776	8.2 (1.4)	1,965	11.3 (1.3)	2,006	10.4 (1.2)	2,008	13.3 (1.8)	1,861	12.4 (2.1)	1,396	14.9 (1.9)	1,493	10.8 (3.1)
충남	1,503	7.4 (1.4)	1,816	11.8 (1.6)	1,960	12.0 (1.2)	1,981	14.0 (2.1)	1,963	13.5 (2.7)	1,975	12.8 (2.5)	1,792	11.2 (1.3)	1,680	12.2 (1.6)
전북	1,438	4.7 (1.1)	1,723	7.9 (2.0)	1,907	10.0 (1.4)	1,997	10.8 (1.7)	1,983	11.8 (1.6)	2,005	10.3 (1.6)	1,638	11.4 (1.5)	1,470	12.7 (2.4)
전남	1,378	6.9 (1.3)	1,755	9.0 (2.1)	1,856	9.5 (1.1)	1,810	12.6 (1.6)	1,734	11.5 (2.2)	1,752	11.3 (2.1)	1,623	10.8 (2.0)	1,436	10.4 (2.2)
경북	1,845	7.0 (1.5)	2,289	8.9 (1.6)	2,616	12.7 (1.8)	2,272	8.9 (2.0)	2,182	7.5 (0.8)	2,136	7.2 (1.1)	2,010	10.7 (1.7)	2,034	9.3 (1.7)
경남	1,901	5.2 (0.8)	2,524	8.0 (1.2)	2,688	9.8 (1.7)	2,352	10.1 (1.8)	2,426	13.3 (1.9)	2,318	10.7 (1.7)	2,419	12.0 (1.8)	2,570	11.2 (1.2)
제주	1,058	5.2 (0.9)	1,310	6.1 (1.1)	1,282	7.3 (1.2)	1,377	9.6 (1.3)	1,333	12.7 (1.9)	1,281	11.0 (1.5)	905	8.7 (2.4)	980	11.8 (2.9)
 <b>여학생</b>																
전 체	28,317	3.3 (0.2)	34,145	4.2 (0.2)	35,232	4.0 (0.2)	35,960	4.5 (0.3)	35,454	4.0 (0.2)	34,847	3.5 (0.2)	37,770	3.4 (0.1)	35,965	3.0 (0.1)
<b>학 년</b>																
중1	5,879	0.4 (0.1)	5,955	0.4 (0.1)	5,933	0.8 (0.1)	6,144	0.7 (0.1)	5,781	0.7 (0.1)	5,949	0.8 (0.1)	6,180	0.7 (0.1)	5,998	0.4 (0.1)
중2	5,874	0.9 (0.1)	5,967	1.7 (0.3)	6,039	1.8 (0.2)	6,118	2.3 (0.4)	5,903	2.0 (0.2)	5,879	1.6 (0.2)	6,490	1.9 (0.2)	5,990	1.3 (0.2)
중3	5,544	2.6 (0.3)	5,851	2.3 (0.2)	6,227	3.6 (0.3)	5,950	2.7 (0.3)	5,792	2.7 (0.2)	5,786	2.8 (0.3)	6,254	2.6 (0.2)	6,026	2.9 (0.3)
고1	5,565	5.5 (0.5)	5,579	6.4 (0.8)	6,207	4.4 (0.4)	6,046	6.4 (1.0)	5,587	4.7 (0.5)	5,792	4.9 (0.6)	6,183	4.4 (0.4)	5,845	3.5 (0.4)
고2	5,455	7.9 (0.6)	5,437	7.3 (0.6)	5,397	6.3 (0.6)	6,308	7.1 (0.6)	6,323	6.0 (0.6)	5,851	5.6 (0.6)	6,554	5.0 (0.4)	6,094	4.8 (0.4)
고3	-	-	5,356	8.3 (0.9)	5,429	8.0 (0.7)	5,394	8.1 (0.6)	6,068	7.9 (0.7)	5,590	5.5 (0.5)	6,109	5.5 (0.4)	6,012	4.8 (0.4)
<b>학교급</b>																
중학교	17,297	1.3 (0.1)	17,773	1.5 (0.1)	18,199	2.0 (0.2)	18,212	1.9 (0.2)	17,476	1.8 (0.1)	17,614	1.8 (0.1)	18,924	1.7 (0.1)	18,014	1.6 (0.1)
고등학교	11,020	6.7 (0.4)	16,372	7.3 (0.5)	17,033	6.1 (0.4)	17,748	7.2 (0.5)	17,978	6.2 (0.5)	17,233	5.3 (0.4)	18,846	5.0 (0.3)	17,951	4.4 (0.3)
일 반 계 고	7,615	3.0 (0.4)	11,301	3.4 (0.3)	11,773	2.7 (0.3)	12,561	3.7 (0.5)	13,102	3.6 (0.3)	12,803	2.7 (0.3)	13,332	2.7 (0.2)	13,985	2.8 (0.2)
특성화계고	3,405	16.6 (1.1)	5,071	17.8 (1.2)	5,260	15.8 (1.2)	5,187	17.8 (1.2)	4,876	14.5 (1.5)	4,430	14.1 (1.2)	5,514	12.8 (0.8)	3,966	9.8 (0.8)
<b>지 역</b>																
서울	3,193	3.2 (0.4)	3,842	4.3 (0.5)	3,999	4.5 (0.5)	3,955	5.2 (0.9)	3,983	4.4 (0.8)	3,830	4.1 (0.6)	5,927	3.3 (0.3)	6,107	3.0 (0.3)
부산	2,077	2.6 (0.5)	2,299	3.8 (0.7)	2,627	3.9 (1.2)	2,708	4.2 (0.7)	2,720	3.2 (0.6)	2,499	2.7 (0.6)	2,376	2.7 (0.4)	2,132	2.2 (0.5)
대구	1,979	2.2 (0.4)	2,301	3.3 (0.6)	2,537	2.9 (0.8)	2,435	3.6 (0.4)	2,381	2.8 (0.5)	2,380	3.4 (0.8)	2,048	2.3 (0.4)	1,688	2.4 (0.5)
인천	1,947	3.1 (0.7)	2,395	4.3 (0.7)	2,546	4.0 (0.7)	2,410	3.9 (0.7)	2,334	4.2 (0.9)	2,442	3.3 (0.5)	2,333	2.5 (0.6)	2,065	2.7 (0.5)
광주	1,462	2.4 (0.4)	1,750	4.0 (0.6)	1,883	2.9 (0.4)	1,828	3.3 (1.2)	1,857	3.2 (1.0)	1,875	2.3 (0.4)	1,595	2.6 (0.3)	1,460	2.5 (0.6)
대전	1,309	3.9 (1.3)	1,575	3.9 (1.0)	1,608	4.0 (0.9)	1,923	3.6 (0.8)	1,718	4.1 (0.5)	1,764	2.6 (0.7)	1,449	3.9 (0.6)	1,281	3.0 (0.6)
울산	1,309	2.0 (0.3)	1,773	2.9 (0.5)	1,774	3.8 (0.7)	1,671	4.7 (0.7)	1,537	4.7 (0.4)	1,308	4.9 (1.2)	1,460	3.9 (0.6)	1,189	3.2 (0.9)
경기	3,451	4.4 (0.5)	4,197	4.6 (0.5)	4,189	4.0 (0.5)	4,404	5.1 (0.7)	4,359	4.2 (0.6)	4,219	3.1 (0.5)	7,201	4.2 (0.3)	7,981	3.2 (0.3)
강원	1,316	6.5 (1.2)	1,672	9.1 (2.3)	1,644	5.9 (1.1)	1,593	4.3 (0.8)	1,668	4.0 (1.0)	1,676	6.0 (1.3)	1,362	4.5 (0.8)	1,251	7.9 (1.6)
충북	1,284	2.6 (0.6)	1,634	3.2 (0.8)	1,636	4.3 (0.8)	1,651	4.4 (1.0)	1,628	4.2 (0.8)	1,639	3.3 (0.7)	1,577	4.5 (0.8)	1,260	3.0 (0.7)
충남	1,355	4.0 (1.3)	1,792	4.6 (1.1)	1,780	6.1 (1.7)	1,929	4.1 (1.0)	1,889	2.9 (0.7)	1,894	3.2 (0.7)	1,665	3.0 (0.6)	1,584	3.2 (1.0)
전북	1,409	2.7 (0.6)	1,608	2.5 (0.4)	1,641	3.7 (0.6)	1,760	4.3 (0.9)	1,816	4.1 (0.7)	1,773	3.4 (0.9)	1,744	2.6 (0.5)	1,663	2.5 (0.5)
전남	1,544	1.4 (0.3)	1,797	4.2 (2.0)	1,805	2.3 (0.4)	1,771	3.7 (0.9)	1,647	4.0 (1.5)	1,629	4.1 (1.1)	1,811	2.5 (0.5)	1,470	3.7 (1.0)
경북	1,673	1.4 (0.4)	1,963	3.5 (0.9)	1,881	3.9 (0.8)	2,317	3.3 (0.6)	2,407	2.6 (0.5)	2,379	2.9 (0.5)	2,018	3.4 (0.6)	1,721	2.1 (0.5)
경남	2,036	3.1 (0.7)	2,305	3.9 (0.9)	2,326	3.5 (0.6)	2,497	3.9 (0.6)	2,507	4.6 (0.8)	2,492	4.3 (1.0)	2,314	2.4 (0.6)	2,350	2.2 (0.5)
제주	973	2.4 (0.8)	1,242	4.3 (0.8)	1,356	2.4 (0.4)	1,108	5.8 (1.2)	1,003	4.8 (1.0)	1,048	4.0 (1.3)	890	3.8 (1.5)	763	3.3 (1.7)



결과표6. 하루 10개비 이상 흡연율

(단위: %)


구 분	'05		'06		'07		'08		'09		'10		'11		'12	
	N	분율(표준오차)	N	분율(표준오차)	N	분율(표준오차)	N	분율(표준오차)	N	분율(표준오차)	N	분율(표준오차)	N	분율(표준오차)	N	분율(표준오차)
<b>전 체</b>																
전 체	56,694	2.1 (0.1)	70,357	3.0 (0.1)	74,698	3.0 (0.1)	75,238	2.8 (0.1)	75,066	2.9 (0.1)	73,238	2.8 (0.1)	75,643	2.8 (0.1)	74,186	2.3 (0.1)
<b>학 년</b>																
중1	11,898	0.3 (0.1)	12,688	0.5 (0.1)	13,035	0.3 (0.1)	13,037	0.4 (0.1)	12,714	0.4 (0.1)	12,468	0.4 (0.1)	12,728	0.5 (0.1)	12,362	0.4 (0.1)
중2	11,669	0.7 (0.1)	12,189	1.0 (0.1)	12,849	1.0 (0.1)	13,056	1.2 (0.2)	12,868	1.1 (0.1)	12,499	1.3 (0.1)	12,903	1.2 (0.1)	12,384	0.8 (0.1)
중3	11,064	1.9 (0.2)	11,954	1.9 (0.2)	12,936	2.3 (0.2)	12,850	1.7 (0.1)	12,827	2.0 (0.2)	12,603	1.9 (0.1)	12,843	2.3 (0.2)	12,551	1.8 (0.2)
고1	11,145	3.6 (0.3)	11,450	3.6 (0.3)	12,809	3.7 (0.3)	12,720	3.5 (0.3)	12,477	3.8 (0.3)	12,021	3.3 (0.3)	12,569	3.3 (0.2)	12,451	2.8 (0.2)
고2	10,918	5.0 (0.4)	11,287	5.5 (0.4)	11,596	5.2 (0.4)	12,375	4.5 (0.3)	12,427	4.5 (0.3)	12,124	3.9 (0.3)	12,508	4.3 (0.3)	12,315	3.7 (0.2)
고3	-	-	10,789	6.4 (0.5)	11,473	6.0 (0.4)	11,200	6.0 (0.4)	11,753	5.7 (0.4)	11,523	6.0 (0.5)	12,092	5.1 (0.3)	12,123	4.1 (0.3)
<b>학교급</b>																
중학교	34,631	0.9 (0.1)	36,831	1.1 (0.1)	38,820	1.2 (0.1)	38,943	1.1 (0.1)	38,409	1.2 (0.1)	37,570	1.2 (0.1)	38,474	1.3 (0.1)	37,297	1.0 (0.1)
고등학교	22,063	4.3 (0.3)	33,526	5.1 (0.3)	35,878	4.9 (0.2)	36,295	4.6 (0.2)	36,657	4.6 (0.3)	35,668	4.4 (0.3)	37,169	4.2 (0.2)	36,889	3.5 (0.2)
일반계고	15,443	2.2 (0.2)	23,236	2.8 (0.2)	25,051	3.0 (0.2)	26,808	3.2 (0.2)	27,380	3.2 (0.2)	26,845	2.9 (0.3)	27,278	3.0 (0.2)	28,443	2.5 (0.2)
특성화계고	6,620	9.9 (0.8)	10,290	11.3 (0.8)	10,827	10.3 (0.7)	9,487	8.5 (0.5)	9,277	9.0 (0.8)	8,823	9.2 (0.7)	9,891	8.2 (0.5)	8,446	7.1 (0.5)
<b>지 역</b>																
서울	6,443	2.5 (0.3)	7,756	2.7 (0.2)	8,402	3.0 (0.3)	8,077	3.3 (0.3)	8,207	3.0 (0.3)	7,848	3.2 (0.4)	11,355	3.1 (0.3)	11,373	2.5 (0.3)
부산	4,189	1.8 (0.3)	5,131	2.3 (0.2)	5,530	2.4 (0.3)	5,501	2.4 (0.3)	5,468	2.6 (0.5)	5,303	2.8 (0.3)	5,157	2.3 (0.3)	4,939	2.2 (0.3)
대구	4,025	1.8 (0.2)	4,894	2.1 (0.3)	5,163	2.3 (0.3)	5,053	2.4 (0.3)	5,063	2.7 (0.5)	5,030	2.0 (0.4)	4,439	2.8 (0.4)	4,312	2.1 (0.3)
인천	3,943	1.8 (0.2)	4,806	2.6 (0.4)	5,122	2.4 (0.4)	5,240	2.9 (0.5)	5,126	3.4 (0.4)	5,008	2.3 (0.4)	4,516	2.6 (0.4)	4,302	2.1 (0.5)
광주	2,992	1.7 (0.4)	3,788	3.2 (0.6)	4,076	2.7 (0.5)	4,011	2.2 (0.3)	4,110	2.5 (1.0)	4,024	2.7 (1.0)	3,309	2.5 (0.4)	3,149	2.3 (0.6)
대전	2,892	3.1 (0.5)	3,748	2.7 (0.4)	3,870	3.7 (0.4)	4,011	3.2 (0.7)	3,948	3.5 (0.5)	3,874	2.5 (0.4)	3,003	3.2 (0.3)	2,975	2.1 (0.2)
울산	2,627	1.9 (0.3)	3,504	2.2 (0.4)	3,723	2.8 (0.5)	3,665	3.0 (0.3)	3,635	3.4 (0.3)	3,478	3.4 (0.4)	2,913	2.3 (0.4)	2,518	1.6 (0.4)
경기	6,678	2.2 (0.3)	8,139	3.2 (0.4)	8,761	2.9 (0.3)	9,332	2.7 (0.3)	9,430	3.0 (0.3)	9,044	2.6 (0.2)	14,427	2.7 (0.2)	15,658	2.1 (0.2)
강원	2,547	3.4 (0.5)	3,355	5.3 (0.5)	3,352	3.8 (0.5)	3,520	2.3 (0.4)	3,553	2.9 (0.9)	3,447	3.4 (0.5)	2,722	3.2 (0.5)	2,486	3.9 (0.5)
충북	2,709	1.6 (0.2)	3,372	2.8 (0.5)	3,601	3.0 (0.5)	3,657	2.3 (0.4)	3,636	2.4 (0.4)	3,500	2.8 (0.5)	2,973	4.0 (0.6)	2,753	2.7 (0.8)
충남	2,793	2.0 (0.5)	3,555	4.5 (0.8)	3,740	4.2 (0.6)	3,910	3.2 (0.7)	3,852	2.4 (0.5)	3,869	3.6 (0.8)	3,457	2.9 (0.5)	3,264	2.5 (0.5)
전북	2,747	1.6 (0.4)	3,283	3.3 (1.0)	3,548	3.0 (0.6)	3,757	2.7 (0.4)	3,799	2.8 (0.7)	3,778	2.3 (0.5)	3,382	2.6 (0.5)	3,133	2.4 (0.7)
전남	2,857	2.7 (0.6)	3,512	3.0 (1.3)	3,661	2.6 (0.6)	3,581	2.5 (0.6)	3,381	2.7 (0.6)	3,381	3.6 (0.7)	3,434	2.7 (0.7)	2,906	2.6 (0.7)
경북	3,417	1.6 (0.5)	4,217	3.1 (0.6)	4,497	3.7 (0.6)	4,589	1.9 (0.3)	4,589	1.6 (0.3)	4,515	1.9 (0.4)	4,028	1.7 (0.3)	3,755	2.4 (0.6)
경남	3,837	2.0 (0.4)	4,775	3.3 (0.7)	5,014	3.7 (0.8)	4,849	2.9 (0.7)	4,933	3.5 (0.6)	4,810	3.0 (1.0)	4,733	2.7 (0.6)	4,920	2.2 (0.3)
제주	1,998	1.5 (0.2)	2,522	2.3 (0.2)	2,638	2.3 (0.4)	2,485	3.2 (0.4)	2,336	2.9 (0.7)	2,329	3.3 (0.4)	1,795	3.1 (0.4)	1,743	2.6 (0.7)
<b>남학생</b>																
전 체	28,931	2.9 (0.2)	36,480	4.2 (0.2)	39,466	4.4 (0.2)	39,278	4.0 (0.2)	39,612	4.2 (0.2)	38,391	4.0 (0.2)	37,873	4.1 (0.2)	38,221	3.4 (0.2)
<b>학 년</b>																
중1	6,113	0.4 (0.1)	6,775	0.6 (0.1)	7,102	0.4 (0.1)	6,893	0.5 (0.1)	6,933	0.5 (0.1)	6,519	0.4 (0.1)	6,548	0.6 (0.1)	6,364	0.4 (0.1)
중2	5,905	0.9 (0.2)	6,270	1.3 (0.2)	6,810	1.3 (0.2)	6,938	1.6 (0.2)	6,965	1.5 (0.2)	6,620	1.7 (0.2)	6,413	1.5 (0.2)	6,394	0.9 (0.1)
중3	5,627	2.6 (0.3)	6,157	2.9 (0.3)	6,709	3.2 (0.2)	6,900	2.2 (0.2)	7,035	2.7 (0.2)	6,817	2.6 (0.2)	6,589	3.1 (0.3)	6,525	2.4 (0.2)
고1	5,711	5.0 (0.5)	5,913	4.8 (0.5)	6,602	5.4 (0.4)	6,674	4.9 (0.4)	6,890	5.6 (0.4)	6,229	4.4 (0.3)	6,386	5.0 (0.3)	6,606	4.0 (0.3)
고2	5,575	6.9 (0.5)	5,899	7.9 (0.5)	6,199	8.0 (0.5)	6,067	6.6 (0.5)	6,104	6.5 (0.5)	6,273	5.4 (0.4)	5,954	6.5 (0.4)	6,221	5.5 (0.4)
고3	-	-	5,466	9.1 (0.6)	6,044	9.3 (0.6)	5,806	9.3 (0.6)	5,685	8.6 (0.6)	5,933	9.7 (0.7)	5,983	7.7 (0.4)	6,111	6.5 (0.4)
<b>학교급</b>																
중학교	17,645	1.2 (0.1)	19,202	1.6 (0.1)	20,621	1.6 (0.1)	20,731	1.4 (0.1)	20,933	1.6 (0.1)	19,956	1.6 (0.1)	19,550	1.8 (0.1)	19,283	1.3 (0.1)
고등학교	11,286	5.9 (0.4)	17,278	7.2 (0.4)	18,845	7.5 (0.4)	18,547	6.8 (0.3)	18,679	6.9 (0.4)	18,435	6.4 (0.3)	18,323	6.4 (0.3)	18,938	5.3 (0.3)
일반계고	7,953	3.4 (0.3)	12,002	4.5 (0.3)	13,278	4.8 (0.3)	14,247	5.1 (0.3)	14,278	5.1 (0.3)	14,042	4.4 (0.3)	13,946	4.9 (0.3)	14,458	3.9 (0.3)
특성화계고	3,333	12.4 (0.9)	5,276	14.2 (0.8)	5,567	14.5 (0.8)	4,300	11.4 (0.6)	4,401	11.9 (0.9)	4,393	12.6 (0.7)	4,377	11.2 (0.6)	4,480	10.0 (0.6)

※ 최근 30일 동안 하루 평균 흡연량이 10개비 이상인 사람의 분율



(계속: 하루 10개비 이상 흡연율)

(단위: %)

구 분	'05		'06		'07		'08		'09		'10		'11		'12	
	N	분율(표준오차)	N	분율(표준오차)	N	분율(표준오차)	N	분율(표준오차)	N	분율(표준오차)	N	분율(표준오차)	N	분율(표준오차)	N	분율(표준오차)
<b>지 역</b>																
서울	3,309	3.4 (0.4)	3,934	3.4 (0.4)	4,403	4.4 (0.4)	4,122	4.5 (0.4)	4,224	4.1 (0.4)	4,018	4.4 (0.5)	5,428	4.6 (0.3)	5,266	3.5 (0.4)
부산	2,149	2.3 (0.4)	2,847	2.9 (0.3)	2,903	3.3 (0.5)	2,793	3.3 (0.4)	2,748	3.8 (0.8)	2,804	4.1 (0.6)	2,781	3.3 (0.5)	2,807	3.0 (0.3)
대구	2,074	2.7 (0.3)	2,600	3.4 (0.4)	2,626	3.5 (0.5)	2,618	3.7 (0.6)	2,682	4.3 (0.7)	2,650	2.7 (0.4)	2,391	4.2 (0.5)	2,624	2.9 (0.5)
인천	2,039	2.5 (0.4)	2,431	3.9 (0.6)	2,576	3.7 (0.7)	2,830	4.5 (0.8)	2,792	5.1 (0.8)	2,566	3.4 (0.7)	2,183	4.1 (0.6)	2,237	3.3 (0.9)
광주	1,555	2.5 (0.5)	2,057	4.5 (1.0)	2,193	4.4 (0.8)	2,183	3.0 (0.6)	2,253	4.3 (1.8)	2,149	3.9 (1.7)	1,714	3.9 (0.5)	1,689	3.4 (0.9)
대전	1,601	3.8 (0.7)	2,181	4.0 (0.7)	2,262	5.3 (0.8)	2,088	4.6 (1.3)	2,230	5.1 (0.8)	2,110	3.9 (0.7)	1,554	4.4 (0.5)	1,694	2.5 (0.5)
울산	1,341	2.7 (0.5)	1,748	3.1 (0.8)	1,949	3.7 (0.8)	1,994	4.4 (0.4)	2,098	4.2 (0.4)	2,170	4.3 (0.5)	1,453	3.1 (0.5)	1,329	2.5 (0.7)
경기	3,294	2.9 (0.4)	3,978	4.8 (0.6)	4,572	4.2 (0.5)	4,928	3.8 (0.4)	5,071	4.2 (0.5)	4,825	3.7 (0.3)	7,226	3.8 (0.3)	7,677	3.1 (0.3)
강원	1,276	4.7 (0.8)	1,696	6.6 (1.2)	1,708	5.9 (1.1)	1,927	3.9 (0.6)	1,885	4.5 (1.4)	1,771	5.2 (0.7)	1,360	4.9 (0.9)	1,235	4.0 (0.7)
충북	1,446	2.3 (0.4)	1,749	3.9 (0.7)	1,965	4.4 (0.7)	2,006	3.7 (0.5)	2,008	3.5 (0.6)	1,861	4.3 (0.8)	1,396	6.3 (1.1)	1,493	3.6 (1.2)
충남	1,460	3.1 (0.8)	1,787	7.0 (1.0)	1,960	6.0 (0.8)	1,981	5.3 (1.1)	1,963	3.6 (0.8)	1,975	6.1 (1.4)	1,792	4.5 (0.8)	1,680	3.7 (0.8)
전북	1,383	2.2 (0.7)	1,697	5.4 (1.7)	1,907	4.4 (1.1)	1,997	3.8 (0.8)	1,983	4.2 (1.2)	2,005	3.5 (0.7)	1,638	4.1 (0.8)	1,470	4.3 (0.9)
전남	1,336	4.7 (1.1)	1,728	3.5 (1.0)	1,856	4.1 (0.9)	1,810	4.0 (0.9)	1,734	4.5 (0.7)	1,752	5.2 (1.1)	1,623	4.1 (1.1)	1,436	4.0 (1.3)
경북	1,782	2.6 (0.8)	2,268	4.5 (0.9)	2,616	5.3 (1.0)	2,272	2.8 (0.5)	2,182	2.4 (0.5)	2,136	2.8 (0.6)	2,010	2.8 (0.7)	2,034	3.6 (0.8)
경남	1,850	2.2 (0.5)	2,489	4.2 (0.8)	2,688	5.4 (1.3)	2,352	4.6 (1.2)	2,426	5.2 (0.9)	2,318	4.2 (1.3)	2,419	4.2 (0.8)	2,570	3.3 (0.5)
제주	1,036	2.1 (0.3)	1,290	2.7 (0.5)	1,282	3.6 (0.8)	1,377	3.6 (0.6)	1,333	4.3 (1.0)	1,281	5.0 (1.0)	905	4.5 (1.2)	980	4.3 (1.2)
 <b>여학생</b>																
전 체	27,763	1.2 (0.1)	33,877	1.6 (0.1)	35,232	1.4 (0.1)	35,960	1.4 (0.1)	35,454	1.4 (0.1)	34,847	1.4 (0.1)	37,770	1.3 (0.1)	35,965	1.2 (0.1)
<b>학 년</b>																
중1	5,785	0.1 (0.0)	5,913	0.3 (0.1)	5,933	0.3 (0.1)	6,144	0.2 (0.1)	5,781	0.3 (0.1)	5,949	0.5 (0.1)	6,180	0.3 (0.1)	5,998	0.4 (0.1)
중2	5,764	0.5 (0.1)	5,919	0.8 (0.2)	6,039	0.6 (0.1)	6,118	0.8 (0.3)	5,903	0.7 (0.1)	5,879	0.8 (0.1)	6,490	0.8 (0.1)	5,990	0.7 (0.1)
중3	5,437	1.0 (0.2)	5,797	0.8 (0.1)	6,227	1.4 (0.2)	5,950	1.0 (0.2)	5,792	1.2 (0.2)	5,786	1.2 (0.2)	6,254	1.3 (0.2)	6,026	1.1 (0.2)
고1	5,434	2.0 (0.3)	5,537	2.4 (0.5)	6,207	1.8 (0.3)	6,046	2.0 (0.3)	5,587	1.7 (0.3)	5,792	2.1 (0.4)	6,183	1.4 (0.2)	5,845	1.5 (0.2)
고2	5,343	3.0 (0.4)	5,388	2.8 (0.4)	5,397	2.1 (0.3)	6,308	2.2 (0.3)	6,323	2.2 (0.3)	5,851	2.2 (0.3)	6,554	1.7 (0.2)	6,094	1.7 (0.2)
고3	-	- -	5,323	3.3 (0.6)	5,429	2.4 (0.3)	5,394	2.3 (0.3)	6,068	2.5 (0.3)	5,590	1.8 (0.3)	6,109	2.0 (0.2)	6,012	1.5 (0.2)
<b>학교급</b>																
중학교	16,986	0.5 (0.1)	17,629	0.6 (0.1)	18,199	0.8 (0.1)	18,212	0.7 (0.1)	17,476	0.7 (0.1)	17,614	0.8 (0.1)	18,924	0.8 (0.1)	18,014	0.8 (0.1)
고등학교	10,777	2.5 (0.3)	16,248	2.8 (0.2)	17,033	2.1 (0.2)	17,748	2.1 (0.2)	17,978	2.2 (0.2)	17,233	2.0 (0.2)	18,846	1.7 (0.1)	17,951	1.6 (0.1)
일 반 계 고	7,490	0.8 (0.1)	11,234	0.9 (0.1)	11,773	1.0 (0.2)	12,561	1.2 (0.2)	13,102	1.1 (0.2)	12,803	1.2 (0.2)	13,332	0.8 (0.1)	13,985	1.0 (0.1)
특성화계고	3,287	7.0 (1.0)	5,014	7.9 (0.8)	5,260	5.3 (0.5)	5,187	5.1 (0.5)	4,876	5.6 (0.7)	4,430	5.0 (0.7)	5,514	4.8 (0.5)	3,966	3.6 (0.4)
<b>지 역</b>																
서울	3,134	1.5 (0.3)	3,822	1.8 (0.2)	3,999	1.5 (0.2)	3,955	2.0 (0.4)	3,983	1.8 (0.4)	3,830	1.9 (0.4)	5,927	1.4 (0.2)	6,107	1.4 (0.2)
부산	2,040	1.2 (0.4)	2,284	1.5 (0.3)	2,627	1.3 (0.4)	2,708	1.3 (0.3)	2,720	1.2 (0.3)	2,499	1.3 (0.3)	2,376	1.2 (0.3)	2,132	1.3 (0.3)
대구	1,951	0.5 (0.2)	2,294	0.6 (0.1)	2,537	0.7 (0.2)	2,435	0.9 (0.2)	2,381	0.8 (0.3)	2,380	1.2 (0.4)	2,048	1.2 (0.3)	1,688	1.2 (0.3)
인천	1,904	1.0 (0.3)	2,375	1.3 (0.3)	2,546	1.0 (0.2)	2,410	1.1 (0.3)	2,334	1.5 (0.4)	2,442	1.1 (0.2)	2,333	0.9 (0.2)	2,065	0.8 (0.3)
광주	1,437	0.8 (0.3)	1,731	1.9 (0.6)	1,883	0.8 (0.2)	1,828	1.3 (0.4)	1,857	0.6 (0.2)	1,875	1.3 (0.2)	1,595	1.0 (0.2)	1,460	1.0 (0.3)
대전	1,291	2.4 (1.0)	1,567	1.3 (0.3)	1,608	1.8 (0.4)	1,923	1.5 (0.3)	1,718	1.7 (0.3)	1,764	0.9 (0.2)	1,449	1.8 (0.4)	1,281	1.6 (0.4)
울산	1,286	0.9 (0.2)	1,756	1.0 (0.2)	1,774	1.7 (0.3)	1,671	1.3 (0.2)	1,537	2.4 (0.4)	1,308	2.4 (0.5)	1,460	1.4 (0.4)	1,189	0.5 (0.3)
경기	3,384	1.5 (0.3)	4,161	1.6 (0.2)	4,189	1.4 (0.3)	4,404	1.6 (0.3)	4,359	1.7 (0.3)	4,219	1.4 (0.2)	7,201	1.5 (0.2)	7,981	1.0 (0.1)
강원	1,271	2.0 (0.4)	1,659	3.8 (0.7)	1,644	1.4 (0.5)	1,593	0.6 (0.2)	1,668	1.2 (0.3)	1,676	1.4 (0.3)	1,362	1.4 (0.3)	1,251	3.7 (0.6)
충북	1,263	0.7 (0.2)	1,623	1.6 (0.5)	1,636	1.4 (0.4)	1,651	0.8 (0.3)	1,628	1.1 (0.4)	1,639	1.0 (0.3)	1,577	1.4 (0.3)	1,260	1.7 (0.7)
충남	1,333	0.8 (0.3)	1,768	1.7 (0.5)	1,780	2.3 (0.7)	1,929	0.9 (0.3)	1,889	1.0 (0.4)	1,894	0.8 (0.2)	1,665	1.2 (0.4)	1,584	1.2 (0.4)
전북	1,364	1.1 (0.4)	1,586	1.1 (0.3)	1,641	1.5 (0.2)	1,760	1.4 (0.4)	1,816	1.3 (0.5)	1,773	1.0 (0.3)	1,744	1.0 (0.3)	1,663	0.3 (0.1)
전남	1,521	0.5 (0.2)	1,784	2.4 (1.8)	1,805	1.0 (0.3)	1,771	0.9 (0.4)	1,647	0.8 (0.3)	1,629	1.9 (0.6)	1,811	1.1 (0.2)	1,470	1.1 (0.4)
경북	1,635	0.4 (0.2)	1,949	1.5 (0.4)	1,881	1.7 (0.5)	2,317	0.8 (0.2)	2,407	0.7 (0.2)	2,379	0.9 (0.2)	2,018	0.5 (0.1)	1,721	1.0 (0.4)
경남	1,987	1.7 (0.5)	2,286	2.2 (0.7)	2,326	1.6 (0.3)	2,497	0.9 (0.2)	2,507	1.5 (0.3)	2,492	1.6 (0.8)	2,314	0.9 (0.3)	2,350	0.8 (0.2)
제주	962	0.9 (0.3)	1,232	1.8 (0.4)	1,356	1.0 (0.2)	1,108	2.7 (0.5)	1,003	1.4 (0.5)	1,048	1.4 (0.6)	890	1.5 (0.8)	763	0.8 (0.5)



결과표7. 중1 학생의 중학교 입학 전 흡연 경험률

(단위: %)

구 분	'05		'06		'07		'08		'09		'10		'11		'12	
	N	분율(표준오차)	N	분율(표준오차)	N	분율(표준오차)	N	분율(표준오차)	N	분율(표준오차)	N	분율(표준오차)	N	분율(표준오차)	N	분율(표준오차)
전 체	12,012	13.1 (0.4)	12,696	10.7 (0.4)	13,000	11.4 (0.4)	13,024	11.2 (0.4)	12,686	10.7 (0.4)	12,450	9.5 (0.4)	12,714	8.0 (0.3)	12,349	8.1 (0.3)
남학생	6,183	15.4 (0.6)	6,799	12.9 (0.7)	7,082	13.4 (0.5)	6,884	13.2 (0.5)	6,913	12.4 (0.5)	6,507	11.6 (0.5)	6,539	9.9 (0.4)	6,356	9.9 (0.5)
여학생	5,829	10.5 (0.5)	5,897	8.3 (0.4)	5,918	9.1 (0.5)	6,140	9.1 (0.4)	5,773	8.9 (0.5)	5,943	7.3 (0.5)	6,175	5.9 (0.3)	5,993	6.1 (0.3)

※ 중학교 1학년 학생 중에서 중학교 입학하기 이전에 담배를 한 두 모금 피워본 사람의 분율







결과표8. 처음 흡연 경험 연령

(단위: 세)

구 분	'05		'06		'07		'08		'09		'10		'11		'12	
	N	평균(표준오차)	N	평균(표준오차)	N	평균(표준오차)	N	평균(표준오차)	N	평균(표준오차)	N	평균(표준오차)	N	평균(표준오차)	N	평균(표준오차)
<b>전 체</b>																
전 체	16,209	12.0 (0.0)	19,842	12.1 (0.0)	20,673	12.5 (0.0)	21,123	12.7 (0.0)	20,562	12.7 (0.0)	19,060	12.7 (0.0)	19,403	12.8 (0.0)	18,068	12.6 (0.0)
<b>학 년</b>																
중1	2,014	10.2 (0.1)	1,849	10.1 (0.1)	2,128	10.7 (0.1)	2,208	11.0 (0.1)	2,019	11.1 (0.1)	1,792	11.0 (0.1)	1,595	11.3 (0.1)	1,310	10.9 (0.1)
중2	2,657	11.0 (0.1)	2,466	11.1 (0.1)	2,805	11.5 (0.1)	3,021	11.7 (0.1)	2,953	11.8 (0.0)	2,714	11.7 (0.1)	2,627	11.9 (0.0)	2,290	11.6 (0.0)
중3	3,077	11.8 (0.1)	3,043	11.6 (0.1)	3,333	12.3 (0.1)	3,477	12.3 (0.1)	3,432	12.5 (0.0)	3,267	12.3 (0.0)	3,335	12.5 (0.0)	3,088	12.2 (0.0)
고1	4,128	12.6 (0.0)	3,920	12.5 (0.1)	4,068	12.9 (0.0)	4,188	13.0 (0.1)	4,040	13.0 (0.0)	3,708	12.9 (0.0)	4,088	12.9 (0.0)	3,732	12.8 (0.0)
고2	4,333	13.0 (0.1)	4,395	12.8 (0.1)	4,097	13.1 (0.1)	4,237	13.3 (0.0)	4,200	13.2 (0.1)	3,858	13.3 (0.0)	4,008	13.3 (0.0)	3,847	13.0 (0.0)
고3	-	-	4,169	13.0 (0.1)	4,242	13.4 (0.1)	3,992	13.5 (0.1)	3,918	13.6 (0.1)	3,721	13.5 (0.1)	3,750	13.6 (0.0)	3,801	13.3 (0.0)
<b>학교급</b>																
중학교	7,748	11.1 (0.0)	7,358	11.1 (0.0)	8,266	11.6 (0.0)	8,706	11.8 (0.0)	8,404	11.9 (0.0)	7,773	11.8 (0.0)	7,557	12.0 (0.0)	6,688	11.8 (0.0)
고등학교	8,461	12.8 (0.0)	12,484	12.8 (0.0)	12,407	13.1 (0.0)	12,417	13.3 (0.0)	12,158	13.3 (0.0)	11,287	13.2 (0.0)	11,846	13.3 (0.0)	11,380	13.0 (0.0)
일반계고	4,828	12.7 (0.0)	7,133	12.7 (0.1)	7,199	13.1 (0.0)	7,847	13.2 (0.0)	7,873	13.3 (0.0)	7,306	13.2 (0.0)	7,440	13.2 (0.0)	7,619	13.1 (0.0)
특성화계고	3,633	13.0 (0.0)	5,351	12.9 (0.1)	5,208	13.2 (0.1)	4,570	13.3 (0.1)	4,285	13.3 (0.0)	3,981	13.3 (0.0)	4,406	13.3 (0.0)	3,761	13.0 (0.0)
<b>지 역</b>																
서울	1,819	12.0 (0.1)	2,080	12.4 (0.1)	2,267	12.6 (0.1)	2,156	12.7 (0.1)	2,151	12.7 (0.1)	1,947	12.6 (0.1)	2,639	12.8 (0.0)	2,433	12.5 (0.1)
부산	1,017	12.2 (0.1)	1,254	12.3 (0.1)	1,393	12.6 (0.1)	1,414	12.7 (0.1)	1,324	12.9 (0.1)	1,237	12.8 (0.1)	1,218	12.9 (0.1)	1,091	12.6 (0.1)
대구	1,038	11.9 (0.1)	1,294	12.0 (0.1)	1,302	12.5 (0.1)	1,277	12.7 (0.1)	1,233	12.9 (0.1)	1,144	12.8 (0.1)	1,043	12.8 (0.1)	961	12.8 (0.1)
인천	1,113	12.2 (0.1)	1,413	12.2 (0.1)	1,430	12.5 (0.1)	1,470	12.6 (0.1)	1,439	12.8 (0.1)	1,289	12.7 (0.1)	1,122	12.8 (0.1)	1,054	12.5 (0.1)
광주	788	12.0 (0.1)	963	12.3 (0.1)	1,096	12.6 (0.1)	1,018	12.7 (0.1)	1,100	12.7 (0.1)	1,006	12.8 (0.1)	892	12.6 (0.1)	846	12.4 (0.1)
대전	782	11.9 (0.1)	1,047	12.3 (0.1)	1,046	12.3 (0.1)	1,010	12.5 (0.1)	1,061	12.7 (0.1)	922	12.7 (0.1)	765	12.7 (0.1)	723	12.5 (0.1)
울산	754	11.9 (0.1)	1,001	12.2 (0.1)	1,044	12.3 (0.1)	1,080	12.7 (0.1)	1,111	12.7 (0.1)	1,033	12.7 (0.1)	740	12.8 (0.1)	633	12.7 (0.1)
경기	1,938	12.1 (0.1)	2,365	12.2 (0.1)	2,461	12.6 (0.1)	2,673	12.7 (0.1)	2,544	12.8 (0.1)	2,307	12.7 (0.1)	3,902	12.8 (0.0)	3,679	12.6 (0.0)
강원	868	12.0 (0.2)	1,080	12.2 (0.1)	909	12.6 (0.1)	1,091	12.5 (0.1)	1,057	13.0 (0.1)	1,018	12.9 (0.1)	757	12.9 (0.2)	695	12.5 (0.1)
충북	842	11.5 (0.1)	949	11.7 (0.1)	1,074	12.7 (0.2)	1,154	12.7 (0.1)	1,185	12.8 (0.1)	1,094	12.6 (0.1)	848	12.9 (0.1)	766	12.5 (0.1)
충남	892	11.7 (0.1)	1,154	11.6 (0.2)	1,177	12.4 (0.1)	1,216	12.6 (0.1)	1,127	12.5 (0.1)	1,068	12.6 (0.1)	911	12.9 (0.1)	875	12.5 (0.1)
전북	839	11.6 (0.1)	1,022	11.8 (0.1)	1,103	12.3 (0.1)	1,217	12.6 (0.1)	1,154	12.8 (0.1)	1,151	12.7 (0.1)	923	12.5 (0.1)	859	12.5 (0.1)
전남	814	11.6 (0.2)	928	12.0 (0.1)	981	12.5 (0.1)	1,094	12.6 (0.2)	966	12.5 (0.1)	956	12.6 (0.2)	875	12.7 (0.1)	791	12.8 (0.1)
경북	1,063	11.6 (0.1)	1,286	11.8 (0.1)	1,404	12.2 (0.1)	1,290	12.5 (0.2)	1,211	12.5 (0.1)	1,155	12.5 (0.1)	1,068	12.8 (0.1)	928	12.6 (0.1)
경남	1,134	11.8 (0.1)	1,346	11.7 (0.2)	1,331	12.5 (0.1)	1,326	12.7 (0.1)	1,302	12.7 (0.1)	1,215	12.7 (0.1)	1,266	12.9 (0.1)	1,278	12.7 (0.1)
제주	508	11.5 (0.1)	660	11.8 (0.2)	655	12.4 (0.1)	637	12.6 (0.2)	597	12.7 (0.2)	518	12.6 (0.1)	434	13.2 (0.2)	456	12.6 (0.1)
<b>남학생</b>																
전 체	9,694	11.8 (0.0)	12,138	12.0 (0.1)	13,117	12.5 (0.0)	13,440	12.6 (0.0)	13,581	12.7 (0.0)	12,711	12.7 (0.0)	12,693	12.8 (0.0)	12,439	12.6 (0.0)
<b>학 년</b>																
중1	1,203	10.0 (0.1)	1,165	9.9 (0.1)	1,372	10.5 (0.1)	1,427	11.0 (0.1)	1,325	11.1 (0.1)	1,184	10.9 (0.1)	1,018	11.2 (0.1)	846	10.9 (0.1)
중2	1,591	10.9 (0.1)	1,500	10.9 (0.1)	1,804	11.5 (0.1)	1,957	11.7 (0.1)	2,000	11.8 (0.1)	1,774	11.7 (0.1)	1,721	11.9 (0.1)	1,509	11.6 (0.0)
중3	1,849	11.6 (0.1)	1,869	11.5 (0.1)	2,096	12.3 (0.1)	2,337	12.4 (0.1)	2,377	12.4 (0.1)	2,219	12.2 (0.1)	2,256	12.5 (0.0)	2,179	12.2 (0.0)
고1	2,448	12.5 (0.1)	2,360	12.5 (0.1)	2,572	12.9 (0.1)	2,683	13.0 (0.1)	2,743	13.0 (0.0)	2,476	13.0 (0.1)	2,695	12.9 (0.0)	2,633	12.8 (0.0)
고2	2,603	12.9 (0.1)	2,695	12.7 (0.1)	2,654	13.1 (0.1)	2,559	13.3 (0.1)	2,684	13.2 (0.1)	2,563	13.3 (0.1)	2,533	13.3 (0.0)	2,617	12.9 (0.0)
고3	-	-	2,549	12.9 (0.1)	2,619	13.4 (0.1)	2,477	13.5 (0.1)	2,452	13.5 (0.1)	2,495	13.4 (0.1)	2,470	13.5 (0.1)	2,655	13.3 (0.0)
<b>학교급</b>																
중학교	4,643	10.9 (0.1)	4,534	10.9 (0.1)	5,272	11.6 (0.0)	5,721	11.8 (0.0)	5,702	11.9 (0.0)	5,177	11.8 (0.0)	4,995	12.0 (0.0)	4,534	11.8 (0.0)
고등학교	5,051	12.7 (0.0)	7,604	12.7 (0.1)	7,845	13.1 (0.0)	7,719	13.2 (0.0)	7,879	13.2 (0.0)	7,534	13.2 (0.0)	7,698	13.2 (0.0)	7,905	13.0 (0.0)
일반계고	3,053	12.6 (0.1)	4,557	12.6 (0.1)	4,848	13.2 (0.1)	5,308	13.2 (0.0)	5,347	13.2 (0.0)	5,092	13.2 (0.0)	5,297	13.2 (0.0)	5,398	13.1 (0.0)
특성화계고	1,998	13.0 (0.1)	3,047	12.8 (0.1)	2,997	13.1 (0.1)	2,411	13.2 (0.1)	2,532	13.2 (0.0)	2,442	13.2 (0.1)	2,401	13.2 (0.0)	2,507	12.9 (0.1)

※평생 흡연 경험자 중에서 처음으로 담배를 한 두 모금 피워본 연령의 평균

※기준('05~'09년)에는 학년의 평균연령으로 계산하였으나, '10년 이후에는 만나이로 계산하였으며, 연도비교를 위해 '10년 기준으로 '05~'09년 결과 재산출



(계속: 처음 출연 경험 연령)

(단위: 세)

구 분	'05		'06		'07		'08		'09		'10		'11		'12	
	N	평균(표준오차)	N	평균(표준오차)	N	평균(표준오차)	N	평균(표준오차)	N	평균(표준오차)	N	평균(표준오차)	N	평균(표준오차)	N	평균(표준오차)
<b>지 역</b>																
서울	1,024	12.0 (0.1)	1,188	12.4 (0.1)	1,359	12.5 (0.1)	1,312	12.7 (0.1)	1,317	12.7 (0.1)	1,230	12.6 (0.1)	1,644	12.9 (0.1)	1,484	12.5 (0.1)
부산	607	12.0 (0.2)	792	12.2 (0.1)	848	12.5 (0.1)	880	12.7 (0.1)	860	12.9 (0.1)	832	12.7 (0.1)	856	12.9 (0.1)	804	12.5 (0.1)
대구	641	11.7 (0.1)	793	11.8 (0.1)	804	12.4 (0.1)	821	12.7 (0.1)	852	12.9 (0.1)	802	12.8 (0.1)	744	12.8 (0.1)	764	12.8 (0.1)
인천	663	12.1 (0.2)	861	12.2 (0.2)	857	12.5 (0.2)	938	12.7 (0.1)	970	12.8 (0.1)	821	12.7 (0.1)	717	12.8 (0.1)	708	12.6 (0.1)
광주	500	12.1 (0.1)	650	12.2 (0.2)	749	12.6 (0.1)	694	12.7 (0.2)	779	12.7 (0.1)	703	12.8 (0.1)	610	12.6 (0.1)	632	12.4 (0.1)
대전	489	11.7 (0.1)	699	12.1 (0.2)	723	12.4 (0.1)	644	12.5 (0.1)	691	12.8 (0.2)	624	12.6 (0.1)	491	12.6 (0.1)	495	12.6 (0.1)
울산	459	11.9 (0.2)	600	12.3 (0.2)	650	12.1 (0.1)	720	12.7 (0.1)	780	12.8 (0.1)	781	12.7 (0.1)	471	12.7 (0.1)	457	12.6 (0.1)
경기	1,092	12.0 (0.1)	1,356	12.0 (0.1)	1,525	12.7 (0.1)	1,711	12.7 (0.1)	1,695	12.7 (0.1)	1,536	12.6 (0.1)	2,508	12.8 (0.0)	2,397	12.6 (0.0)
강원	505	11.8 (0.2)	641	12.0 (0.2)	566	12.4 (0.2)	764	12.5 (0.2)	734	12.9 (0.2)	678	12.8 (0.2)	500	12.9 (0.2)	448	12.4 (0.2)
충북	521	11.3 (0.2)	561	11.6 (0.1)	697	12.7 (0.2)	761	12.8 (0.1)	802	12.7 (0.1)	736	12.7 (0.2)	531	12.9 (0.1)	565	12.6 (0.1)
충남	532	11.4 (0.1)	695	11.5 (0.2)	720	12.5 (0.2)	783	12.7 (0.2)	771	12.6 (0.2)	725	12.5 (0.2)	658	12.9 (0.2)	615	12.4 (0.1)
전북	453	11.4 (0.3)	582	11.8 (0.2)	725	12.3 (0.2)	816	12.5 (0.1)	789	12.8 (0.2)	795	12.7 (0.1)	600	12.4 (0.1)	583	12.6 (0.1)
전남	498	11.7 (0.2)	583	11.9 (0.2)	665	12.5 (0.2)	668	12.6 (0.2)	616	12.4 (0.2)	632	12.5 (0.2)	549	12.7 (0.2)	510	12.9 (0.2)
경북	738	11.5 (0.2)	906	11.8 (0.2)	1,006	12.1 (0.1)	717	12.4 (0.2)	696	12.4 (0.2)	692	12.5 (0.2)	682	12.7 (0.1)	683	12.5 (0.1)
경남	646	11.6 (0.2)	811	11.6 (0.3)	850	12.4 (0.1)	773	12.7 (0.1)	809	12.7 (0.1)	760	12.7 (0.2)	861	12.9 (0.1)	934	12.7 (0.1)
제주	326	11.4 (0.2)	420	11.6 (0.2)	373	12.3 (0.2)	438	12.6 (0.2)	420	12.6 (0.2)	364	12.5 (0.2)	271	13.2 (0.2)	360	12.6 (0.2)
<b>여학생</b>																
전 체	6,515	12.1 (0.0)	7,704	12.3 (0.0)	7,556	12.5 (0.0)	7,683	12.7 (0.0)	6,981	12.8 (0.0)	6,349	12.7 (0.0)	6,710	12.8 (0.0)	5,629	12.6 (0.0)
<b>학 년</b>																
중1	811	10.4 (0.1)	684	10.5 (0.1)	756	10.8 (0.1)	781	11.0 (0.1)	694	11.1 (0.1)	608	11.2 (0.1)	577	11.4 (0.1)	464	10.9 (0.1)
중2	1,066	11.3 (0.1)	966	11.3 (0.1)	1,001	11.6 (0.1)	1,064	11.7 (0.1)	953	11.7 (0.1)	940	11.7 (0.1)	906	12.0 (0.1)	781	11.7 (0.1)
중3	1,228	12.0 (0.1)	1,174	11.8 (0.1)	1,237	12.3 (0.1)	1,140	12.2 (0.1)	1,055	12.5 (0.1)	1,048	12.4 (0.1)	1,079	12.5 (0.1)	909	12.2 (0.1)
고1	1,680	12.8 (0.1)	1,560	12.5 (0.1)	1,496	12.9 (0.1)	1,505	13.1 (0.1)	1,297	13.1 (0.1)	1,232	12.9 (0.1)	1,393	13.0 (0.1)	1,099	12.8 (0.1)
고2	1,730	13.2 (0.1)	1,700	12.9 (0.1)	1,443	13.2 (0.1)	1,678	13.4 (0.1)	1,516	13.3 (0.1)	1,295	13.5 (0.1)	1,475	13.4 (0.1)	1,230	13.1 (0.1)
고3	-	- -	1,620	13.2 (0.1)	1,623	13.3 (0.1)	1,515	13.5 (0.1)	1,466	13.8 (0.1)	1,226	13.6 (0.1)	1,280	13.6 (0.1)	1,146	13.3 (0.1)
<b>학교급</b>																
중학교	3,105	11.3 (0.1)	2,824	11.3 (0.1)	2,994	11.7 (0.1)	2,985	11.7 (0.1)	2,702	11.9 (0.0)	2,596	11.9 (0.0)	2,562	12.1 (0.0)	2,154	11.7 (0.0)
고등학교	3,410	13.0 (0.1)	4,880	12.9 (0.1)	4,562	13.1 (0.0)	4,698	13.3 (0.0)	4,279	13.4 (0.0)	3,753	13.3 (0.1)	4,148	13.3 (0.0)	3,475	13.1 (0.0)
일반계고	1,775	12.8 (0.1)	2,576	12.7 (0.1)	2,351	13.0 (0.1)	2,539	13.2 (0.1)	2,526	13.4 (0.1)	2,214	13.2 (0.1)	2,143	13.3 (0.1)	2,221	13.1 (0.0)
특성화계고	1,635	13.1 (0.1)	2,304	13.0 (0.1)	2,211	13.3 (0.1)	2,159	13.4 (0.1)	1,753	13.5 (0.1)	1,539	13.4 (0.1)	2,005	13.4 (0.0)	1,254	13.1 (0.1)
<b>지 역</b>																
서울	795	12.1 (0.1)	892	12.3 (0.1)	908	12.6 (0.1)	844	12.7 (0.1)	834	12.7 (0.1)	717	12.6 (0.1)	995	12.8 (0.1)	949	12.6 (0.1)
부산	410	12.5 (0.2)	462	12.3 (0.2)	545	12.8 (0.1)	534	12.7 (0.2)	464	12.8 (0.1)	405	12.8 (0.1)	362	12.9 (0.1)	287	12.6 (0.1)
대구	397	12.1 (0.2)	501	12.4 (0.1)	498	12.7 (0.2)	456	12.6 (0.1)	381	12.9 (0.2)	342	12.7 (0.2)	299	12.9 (0.1)	197	12.8 (0.2)
인천	450	12.2 (0.1)	552	12.3 (0.2)	573	12.4 (0.1)	532	12.6 (0.2)	469	12.8 (0.2)	468	12.7 (0.1)	405	12.8 (0.1)	346	12.4 (0.2)
광주	288	11.8 (0.2)	313	12.3 (0.2)	347	12.6 (0.1)	324	12.6 (0.3)	321	12.6 (0.2)	303	12.9 (0.2)	282	12.6 (0.1)	214	12.3 (0.2)
대전	293	12.1 (0.3)	348	12.7 (0.2)	323	12.2 (0.2)	366	12.6 (0.2)	370	12.4 (0.2)	298	12.7 (0.2)	274	12.9 (0.1)	228	12.4 (0.2)
울산	295	12.0 (0.2)	401	12.1 (0.2)	394	12.6 (0.1)	360	12.8 (0.1)	331	12.6 (0.1)	252	12.6 (0.2)	269	12.9 (0.1)	176	12.7 (0.2)
경기	846	12.3 (0.1)	1,009	12.5 (0.1)	936	12.5 (0.1)	962	12.6 (0.1)	849	12.9 (0.1)	771	12.7 (0.1)	1,394	12.8 (0.1)	1,282	12.6 (0.1)
강원	363	12.3 (0.1)	439	12.5 (0.1)	343	12.9 (0.2)	327	12.7 (0.1)	323	13.1 (0.3)	340	13.0 (0.2)	257	13.0 (0.3)	247	12.6 (0.2)
충북	321	11.9 (0.2)	388	12.0 (0.2)	377	12.6 (0.1)	393	12.6 (0.2)	383	13.0 (0.2)	358	12.5 (0.2)	317	12.9 (0.2)	201	12.1 (0.4)
충남	360	12.1 (0.2)	459	11.7 (0.4)	457	12.3 (0.2)	433	12.5 (0.2)	356	12.4 (0.3)	343	12.7 (0.2)	253	13.0 (0.2)	260	12.8 (0.3)
전북	386	11.8 (0.2)	440	11.9 (0.2)	378	12.2 (0.2)	401	12.7 (0.3)	365	12.8 (0.2)	356	12.7 (0.2)	323	12.8 (0.1)	276	12.4 (0.1)
전남	316	11.4 (0.2)	345	12.2 (0.2)	316	12.5 (0.2)	426	12.6 (0.2)	350	12.7 (0.2)	324	12.9 (0.2)	326	12.8 (0.2)	281	12.7 (0.2)
경북	325	12.0 (0.2)	380	11.8 (0.3)	398	12.4 (0.2)	573	12.8 (0.2)	515	12.6 (0.2)	463	12.5 (0.2)	386	13.0 (0.2)	245	12.9 (0.3)
경남	488	12.1 (0.2)	535	12.0 (0.2)	481	12.5 (0.2)	553	12.9 (0.2)	493	12.8 (0.2)	455	12.6 (0.1)	405	12.9 (0.1)	344	12.7 (0.2)
제주	182	11.6 (0.4)	240	12.1 (0.3)	282	12.4 (0.1)	199	12.8 (0.3)	177	13.0 (0.3)	154	12.9 (0.2)	163	13.1 (0.4)	96	12.7 (0.2)



결과표9. 매일 흡연 시작 연령

(단위: 세)

구 분	'05		'06		'07		'08		'09		'10		'11		'12	
	N	평균(표준오차)	N	평균(표준오차)	N	평균(표준오차)	N	평균(표준오차)	N	평균(표준오차)	N	평균(표준오차)	N	평균(표준오차)	N	평균(표준오차)
<b>전 체</b>																
전 체	2,217	14.1 (0.1)	3,577	14.0 (0.1)	4,360	14.0 (0.0)	4,515	14.0 (0.0)	4,682	14.0 (0.0)	4,174	13.9 (0.0)	4,255	13.8 (0.0)	3,756	13.6 (0.0)
<b>학 년</b>																
중1	34	10.8 (0.6)	36	9.7 (0.5)	42	11.7 (0.3)	68	11.4 (0.3)	62	11.1 (0.4)	69	11.2 (0.3)	71	11.7 (0.2)	30	11.0 (0.4)
중2	105	12.3 (0.2)	139	12.0 (0.3)	209	12.3 (0.2)	258	12.0 (0.2)	261	12.5 (0.1)	211	12.3 (0.2)	270	12.4 (0.1)	153	11.9 (0.2)
중3	300	13.2 (0.1)	324	12.7 (0.2)	538	13.2 (0.1)	508	13.1 (0.2)	590	13.2 (0.1)	480	13.0 (0.1)	573	13.1 (0.1)	485	12.7 (0.1)
고1	699	14.2 (0.1)	749	14.0 (0.1)	942	13.8 (0.1)	1,042	13.9 (0.1)	1,012	13.8 (0.1)	858	13.7 (0.1)	955	13.7 (0.1)	799	13.3 (0.1)
고2	1,079	14.6 (0.1)	1,087	14.2 (0.1)	1,247	14.2 (0.1)	1,265	14.3 (0.1)	1,362	14.2 (0.1)	1,171	14.2 (0.1)	1,129	14.1 (0.1)	1,102	13.7 (0.1)
고3	-	-	1,242	14.6 (0.1)	1,382	14.8 (0.1)	1,374	14.8 (0.1)	1,395	14.7 (0.1)	1,385	14.6 (0.1)	1,257	14.4 (0.1)	1,187	14.2 (0.1)
<b>학교급</b>																
중학교	439	12.8 (0.1)	499	12.3 (0.2)	789	12.8 (0.1)	834	12.6 (0.2)	913	12.8 (0.1)	760	12.6 (0.1)	914	12.8 (0.1)	668	12.4 (0.1)
고등학교	1,778	14.4 (0.0)	3,078	14.3 (0.1)	3,571	14.3 (0.0)	3,681	14.4 (0.0)	3,769	14.3 (0.0)	3,414	14.2 (0.0)	3,341	14.1 (0.0)	3,088	13.8 (0.0)
일반계고	709	14.5 (0.1)	1,311	14.4 (0.1)	1,616	14.4 (0.0)	1,975	14.4 (0.1)	2,131	14.3 (0.1)	1,826	14.2 (0.1)	1,752	14.2 (0.0)	1,768	13.8 (0.1)
특성화계고	1,069	14.4 (0.1)	1,767	14.3 (0.1)	1,955	14.3 (0.0)	1,706	14.4 (0.1)	1,638	14.3 (0.1)	1,588	14.2 (0.1)	1,589	14.1 (0.1)	1,320	13.8 (0.1)
<b>지 역</b>																
서울	286	13.9 (0.1)	402	14.0 (0.1)	495	14.0 (0.1)	515	14.0 (0.1)	505	13.8 (0.1)	458	13.8 (0.1)	571	13.8 (0.1)	498	13.5 (0.1)
부산	135	14.2 (0.1)	219	13.8 (0.2)	246	14.0 (0.1)	269	14.2 (0.1)	287	14.0 (0.1)	267	13.6 (0.2)	245	13.8 (0.1)	190	13.3 (0.1)
대구	132	14.0 (0.2)	262	14.3 (0.1)	265	14.0 (0.1)	285	14.1 (0.1)	293	14.1 (0.1)	260	14.0 (0.1)	228	13.8 (0.1)	203	13.7 (0.1)
인천	165	14.3 (0.2)	271	14.1 (0.1)	300	14.1 (0.1)	325	14.0 (0.2)	344	14.1 (0.1)	262	13.9 (0.1)	250	13.8 (0.1)	205	13.2 (0.2)
광주	97	14.2 (0.1)	145	14.2 (0.2)	196	14.0 (0.1)	164	14.0 (0.1)	168	14.2 (0.1)	142	14.0 (0.2)	177	13.8 (0.2)	168	13.6 (0.1)
대전	104	13.9 (0.3)	171	14.4 (0.2)	226	13.7 (0.2)	206	13.8 (0.2)	229	14.2 (0.2)	185	13.8 (0.2)	175	14.1 (0.2)	138	13.7 (0.1)
울산	97	13.9 (0.2)	177	14.3 (0.2)	208	13.7 (0.1)	252	14.1 (0.1)	272	14.0 (0.1)	255	13.9 (0.2)	160	13.3 (0.2)	116	13.6 (0.1)
경기	291	14.1 (0.2)	463	13.8 (0.2)	565	14.0 (0.1)	613	13.8 (0.2)	569	14.0 (0.1)	493	13.9 (0.1)	914	13.9 (0.1)	792	13.6 (0.1)
강원	149	14.1 (0.2)	263	13.9 (0.2)	209	14.0 (0.2)	236	14.1 (0.1)	256	14.2 (0.2)	269	14.2 (0.2)	181	14.2 (0.2)	174	13.5 (0.2)
충북	101	14.1 (0.2)	158	13.9 (0.3)	268	14.2 (0.1)	259	14.1 (0.1)	296	14.0 (0.1)	258	14.1 (0.1)	241	13.8 (0.2)	145	13.2 (0.4)
충남	105	13.7 (0.3)	212	14.1 (0.3)	256	14.4 (0.1)	250	14.2 (0.2)	244	14.4 (0.2)	249	13.8 (0.2)	193	13.7 (0.2)	195	13.8 (0.2)
전북	102	14.3 (0.1)	137	14.5 (0.2)	229	14.4 (0.2)	264	14.3 (0.2)	294	13.9 (0.1)	260	14.0 (0.1)	158	13.7 (0.2)	169	13.6 (0.1)
전남	99	14.1 (0.2)	134	14.1 (0.3)	170	14.5 (0.1)	203	14.4 (0.2)	215	14.3 (0.2)	205	14.1 (0.2)	161	14.0 (0.2)	157	14.0 (0.1)
경북	133	14.5 (0.1)	235	13.8 (0.2)	344	14.0 (0.1)	243	14.4 (0.1)	207	14.4 (0.2)	211	14.4 (0.2)	220	13.7 (0.2)	184	13.4 (0.2)
경남	148	14.0 (0.2)	202	14.1 (0.2)	248	14.1 (0.1)	277	14.2 (0.2)	349	14.1 (0.2)	291	14.1 (0.2)	286	13.9 (0.2)	295	13.7 (0.1)
제주	73	14.7 (0.1)	126	14.3 (0.1)	135	14.3 (0.2)	154	14.3 (0.1)	154	14.2 (0.1)	109	14.3 (0.1)	95	14.4 (0.2)	127	13.9 (0.2)
<b>남학생</b>																
전 체	1,591	14.1 (0.1)	2,619	14.0 (0.1)	3,281	14.1 (0.0)	3,298	14.1 (0.1)	3,530	14.0 (0.0)	3,215	14.0 (0.0)	3,186	13.8 (0.0)	2,976	13.6 (0.0)
<b>학 년</b>																
중1	27	10.6 (0.7)	26	9.6 (0.6)	32	11.5 (0.4)	46	11.5 (0.3)	43	10.9 (0.5)	50	10.6 (0.4)	46	11.6 (0.3)	20	11.4 (0.3)
중2	71	12.1 (0.3)	89	11.7 (0.4)	160	12.2 (0.2)	198	12.0 (0.2)	196	12.4 (0.2)	160	12.4 (0.2)	196	12.4 (0.1)	115	11.9 (0.2)
중3	216	13.1 (0.2)	243	12.6 (0.2)	384	13.2 (0.1)	387	13.2 (0.1)	458	13.2 (0.1)	375	13.0 (0.1)	452	13.1 (0.1)	367	12.7 (0.1)
고1	516	14.2 (0.1)	536	13.9 (0.1)	734	13.8 (0.1)	753	13.9 (0.1)	780	13.8 (0.1)	648	13.7 (0.1)	720	13.7 (0.1)	643	13.3 (0.1)
고2	761	14.6 (0.1)	800	14.3 (0.1)	958	14.3 (0.1)	906	14.3 (0.1)	1,027	14.2 (0.1)	904	14.2 (0.1)	825	14.1 (0.1)	869	13.7 (0.1)
고3	-	-	925	14.7 (0.1)	1,013	14.9 (0.1)	1,008	14.8 (0.1)	1,026	14.7 (0.1)	1,078	14.5 (0.1)	947	14.4 (0.1)	962	14.2 (0.1)
<b>학교급</b>																
중학교	314	12.6 (0.2)	358	12.2 (0.2)	576	12.8 (0.1)	631	12.7 (0.1)	697	12.8 (0.1)	585	12.6 (0.1)	694	12.8 (0.1)	502	12.5 (0.1)
고등학교	1,277	14.5 (0.1)	2,261	14.4 (0.1)	2,705	14.4 (0.0)	2,667	14.4 (0.0)	2,833	14.3 (0.0)	2,630	14.2 (0.0)	2,492	14.1 (0.0)	2,474	13.8 (0.0)
일반계고	564	14.5 (0.1)	1,036	14.4 (0.1)	1,370	14.4 (0.1)	1,590	14.4 (0.1)	1,696	14.3 (0.1)	1,505	14.3 (0.1)	1,481	14.2 (0.0)	1,467	13.9 (0.1)
특성화계고	713	14.4 (0.1)	1,225	14.3 (0.1)	1,335	14.3 (0.1)	1,077	14.4 (0.1)	1,137	14.2 (0.1)	1,125	14.2 (0.1)	1,011	14.0 (0.1)	1,007	13.8 (0.1)

※최근 30일 동안 매일 흡연자 중에서 담배를 매일 피우기 시작한 연령의 평균

※기준('05~'09년)에는 학년의 평균연령으로 계산하였으나, '10년 이후에는 만나기로 계산하였으며, 연도비교를 위해 '10년 기준으로 '05~'09년 결과 재산출



(계속: 매일 흡연 시작 연령)

(단위: 세)

구 분	'05		'06		'07		'08		'09		'10		'11		'12	
	N	평균(표준오차)	N	평균(표준오차)	N	평균(표준오차)	N	평균(표준오차)	N	평균(표준오차)	N	평균(표준오차)	N	평균(표준오차)	N	평균(표준오차)
<b>지 역</b>																
서울	197	14.0 (0.1)	271	14.0 (0.2)	357	14.0 (0.1)	354	14.0 (0.1)	364	13.9 (0.1)	342	13.9 (0.1)	410	13.8 (0.1)	354	13.6 (0.1)
부산	99	14.1 (0.2)	171	13.8 (0.2)	176	14.1 (0.1)	188	14.2 (0.1)	221	13.9 (0.1)	220	13.6 (0.2)	199	13.7 (0.1)	159	13.4 (0.2)
대구	103	13.9 (0.3)	189	14.4 (0.1)	192	14.0 (0.2)	216	14.0 (0.1)	242	14.0 (0.1)	200	14.0 (0.1)	193	13.9 (0.2)	169	13.7 (0.1)
인천	122	14.3 (0.2)	200	14.2 (0.2)	211	14.2 (0.2)	249	14.0 (0.2)	265	14.0 (0.1)	199	13.9 (0.1)	192	13.7 (0.1)	158	13.3 (0.2)
광주	70	14.1 (0.2)	114	13.9 (0.2)	161	14.0 (0.1)	133	13.9 (0.2)	133	14.1 (0.2)	121	14.1 (0.1)	147	13.8 (0.2)	141	13.5 (0.1)
대전	73	13.5 (0.4)	135	14.3 (0.2)	181	13.7 (0.2)	150	13.8 (0.2)	174	14.3 (0.3)	154	13.6 (0.2)	124	14.1 (0.2)	111	13.8 (0.1)
울산	68	14.0 (0.2)	127	14.3 (0.2)	141	13.7 (0.1)	203	14.1 (0.2)	213	14.1 (0.1)	219	14.1 (0.2)	109	13.2 (0.2)	93	13.6 (0.1)
경기	192	14.1 (0.2)	328	13.8 (0.2)	431	14.1 (0.1)	444	13.8 (0.1)	423	13.9 (0.1)	381	13.9 (0.1)	652	14.0 (0.1)	601	13.6 (0.1)
강원	110	14.3 (0.3)	173	13.8 (0.2)	156	13.9 (0.2)	190	14.2 (0.2)	203	14.2 (0.2)	199	14.2 (0.2)	131	14.2 (0.3)	126	13.4 (0.4)
충북	68	14.0 (0.2)	108	13.7 (0.3)	194	14.3 (0.1)	189	14.1 (0.1)	224	13.9 (0.1)	206	14.1 (0.1)	175	13.8 (0.1)	127	13.7 (0.1)
충남	63	13.5 (0.3)	155	14.1 (0.4)	181	14.3 (0.2)	188	14.3 (0.2)	208	14.5 (0.2)	199	13.7 (0.2)	158	13.7 (0.2)	154	13.9 (0.2)
전북	58	14.2 (0.2)	102	14.5 (0.3)	179	14.5 (0.2)	205	14.3 (0.2)	221	13.9 (0.2)	204	14.0 (0.1)	129	13.6 (0.3)	144	13.5 (0.1)
전남	81	14.1 (0.2)	107	14.1 (0.3)	147	14.5 (0.2)	144	14.3 (0.3)	151	14.3 (0.2)	146	14.1 (0.2)	117	13.9 (0.2)	117	13.9 (0.2)
경북	120	14.5 (0.1)	201	14.1 (0.1)	298	14.0 (0.1)	144	14.3 (0.2)	134	14.4 (0.2)	141	14.5 (0.2)	155	13.6 (0.2)	158	13.5 (0.2)
경남	109	13.8 (0.3)	156	14.3 (0.2)	183	14.2 (0.2)	191	14.2 (0.2)	245	14.0 (0.2)	199	14.1 (0.1)	228	13.9 (0.2)	252	13.7 (0.1)
제주	58	14.7 (0.2)	82	14.2 (0.2)	93	14.2 (0.2)	110	14.4 (0.3)	109	14.3 (0.0)	85	14.2 (0.2)	67	14.5 (0.3)	112	13.8 (0.2)
<b>여학생</b>																
전 체	626	14.1 (0.1)	958	14.0 (0.1)	1,079	14.0 (0.1)	1,217	14.0 (0.1)	1,152	14.1 (0.1)	959	13.9 (0.1)	1,069	13.9 (0.1)	780	13.4 (0.1)
<b>학 년</b>																
중1	7	12.2 (0.6)	10	10.2 (1.2)	10	12.2 (0.3)	22	11.2 (0.3)	19	11.5 (0.6)	19	12.3 (0.2)	25	12.0 (0.3)	10	10.3 (0.9)
중2	34	12.8 (0.2)	50	12.7 (0.2)	49	12.6 (0.3)	60	11.9 (0.4)	65	12.8 (0.2)	51	12.1 (0.3)	74	12.2 (0.3)	38	11.9 (0.3)
중3	84	13.3 (0.2)	81	13.0 (0.3)	154	13.2 (0.1)	121	12.8 (0.4)	132	13.1 (0.2)	105	13.0 (0.3)	121	13.0 (0.2)	118	12.5 (0.4)
고1	183	14.1 (0.1)	213	14.2 (0.2)	208	13.9 (0.1)	289	14.0 (0.1)	232	13.9 (0.1)	210	13.7 (0.2)	235	13.8 (0.1)	156	13.3 (0.2)
고2	318	14.4 (0.1)	287	13.9 (0.1)	289	14.2 (0.1)	359	14.3 (0.1)	335	14.4 (0.1)	267	14.2 (0.1)	304	14.3 (0.1)	233	13.8 (0.1)
고3	-	- -	317	14.4 (0.2)	369	14.4 (0.1)	366	14.8 (0.1)	369	14.7 (0.1)	307	14.6 (0.2)	310	14.5 (0.1)	225	14.1 (0.1)
<b>학교급</b>																
중학교	125	13.1 (0.2)	141	12.8 (0.2)	213	13.0 (0.1)	203	12.3 (0.3)	216	12.9 (0.1)	175	12.7 (0.2)	220	12.7 (0.1)	166	12.2 (0.3)
고등학교	501	14.3 (0.1)	817	14.2 (0.1)	866	14.2 (0.1)	1,014	14.4 (0.1)	936	14.4 (0.1)	784	14.2 (0.1)	849	14.2 (0.1)	614	13.8 (0.1)
일 반 계 고	145	14.6 (0.2)	275	14.2 (0.2)	246	14.4 (0.1)	385	14.4 (0.1)	435	14.5 (0.1)	321	14.1 (0.2)	271	14.1 (0.1)	301	13.7 (0.1)
특성화계고	356	14.2 (0.1)	542	14.1 (0.2)	620	14.2 (0.1)	629	14.4 (0.1)	501	14.4 (0.1)	463	14.3 (0.1)	578	14.3 (0.1)	313	13.9 (0.1)
<b>지 역</b>																
서울	89	13.8 (0.2)	131	13.9 (0.2)	138	14.0 (0.1)	161	13.9 (0.2)	141	13.7 (0.2)	116	13.5 (0.2)	161	14.0 (0.1)	144	13.3 (0.2)
부산	36	14.4 (0.2)	48	13.6 (0.3)	70	13.8 (0.1)	81	14.2 (0.2)	66	14.3 (0.2)	47	13.9 (0.1)	46	13.8 (0.2)	31	12.7 (0.4)
대구	29	14.4 (0.2)	73	14.3 (0.1)	73	14.1 (0.2)	69	14.5 (0.2)	51	14.7 (0.4)	60	14.2 (0.2)	35	13.4 (0.2)	34	13.5 (0.2)
인천	43	14.0 (0.3)	71	13.8 (0.2)	89	14.0 (0.2)	76	14.1 (0.2)	79	14.1 (0.3)	63	13.9 (0.2)	58	13.9 (0.2)	47	12.8 (0.6)
광주	27	14.5 (0.3)	31	14.8 (0.5)	35	14.3 (0.3)	31	14.4 (0.3)	35	14.6 (0.1)	21	13.8 (0.4)	30	13.9 (0.2)	27	14.0 (0.5)
대전	31	14.6 (0.2)	36	14.6 (0.1)	45	13.7 (0.2)	56	13.7 (0.6)	55	13.7 (0.4)	31	14.5 (0.3)	51	14.0 (0.3)	27	13.4 (0.2)
울산	29	13.8 (0.3)	50	14.3 (0.2)	67	13.8 (0.2)	49	13.9 (0.2)	59	13.6 (0.3)	36	13.4 (0.4)	51	13.9 (0.4)	23	13.8 (0.2)
경기	99	14.0 (0.2)	135	14.0 (0.3)	134	13.8 (0.2)	169	13.8 (0.3)	146	14.2 (0.1)	112	13.9 (0.3)	262	13.7 (0.2)	191	13.6 (0.1)
강원	39	13.7 (0.5)	90	14.0 (0.2)	53	14.3 (0.4)	46	14.1 (0.4)	53	14.0 (0.4)	70	14.4 (0.2)	50	14.3 (0.3)	48	13.7 (0.3)
충북	33	14.6 (0.2)	50	14.5 (0.4)	74	13.8 (0.3)	70	13.9 (0.3)	72	14.2 (0.2)	52	13.9 (0.2)	66	13.7 (0.4)	18	10.6 (1.8)
충남	42	14.1 (0.3)	57	14.1 (0.2)	75	14.5 (0.1)	62	13.9 (0.2)	36	14.2 (0.3)	50	14.2 (0.2)	35	13.9 (0.3)	41	13.3 (0.3)
전북	44	14.5 (0.2)	35	14.3 (0.4)	50	14.0 (0.2)	59	14.1 (0.5)	73	14.0 (0.3)	56	13.8 (0.1)	29	14.3 (0.2)	25	14.3 (0.3)
전남	18	14.3 (0.3)	27	14.2 (0.5)	23	14.4 (0.3)	59	14.8 (0.2)	64	14.4 (0.2)	59	13.9 (0.4)	44	14.1 (0.3)	40	14.3 (0.2)
경북	13	14.0 (0.2)	34	13.1 (0.8)	46	14.1 (0.2)	99	14.7 (0.2)	73	14.6 (0.2)	70	14.2 (0.4)	65	14.3 (0.1)	26	13.2 (0.6)
경남	39	14.2 (0.1)	46	13.4 (0.4)	65	13.6 (0.3)	86	14.2 (0.1)	104	14.4 (0.3)	92	14.1 (0.4)	58	13.7 (0.2)	43	13.5 (0.3)
제주	15	14.9 (0.5)	44	14.5 (0.2)	42	14.5 (0.2)	44	14.3 (0.2)	45	14.1 (0.3)	24	14.6 (0.3)	28	14.3 (0.1)	15	14.2 (0.1)



결과표10. 주1일 이상 가정 내 간접흡연 노출률

(단위: %)

구 분	'05			'06			'07			'08			'09			'10			'11			'12		
	N	분율(표준오차)		N	분율(표준오차)		N	분율(표준오차)		N	분율(표준오차)		N	분율(표준오차)		N	분율(표준오차)		N	분율(표준오차)		N	분율(표준오차)	
<b>전 체</b>																								
전 체	-	-	-	71,402	40.3 (0.3)		74,698	46.9 (0.3)		75,238	46.8 (0.3)		75,066	41.2 (0.3)		73,238	40.8 (0.3)		75,643	39.6 (0.3)		74,186	32.9 (0.3)	
<b>학 년</b>																								
중1	-	-	-	12,876	36.7 (0.6)		13,035	46.8 (0.6)		13,037	47.4 (0.6)		12,714	43.4 (0.5)		12,468	43.4 (0.6)		12,728	40.4 (0.5)		12,362	35.4 (0.5)	
중2	-	-	-	12,382	38.4 (0.7)		12,849	46.9 (0.6)		13,056	47.2 (0.6)		12,868	43.4 (0.6)		12,499	43.2 (0.5)		12,903	39.7 (0.6)		12,384	34.0 (0.6)	
중3	-	-	-	12,160	38.8 (0.6)		12,936	47.7 (0.6)		12,850	47.3 (0.6)		12,827	41.2 (0.5)		12,603	40.4 (0.6)		12,843	40.5 (0.5)		12,551	33.0 (0.5)	
고1	-	-	-	11,624	43.1 (0.6)		12,809	47.9 (0.5)		12,720	47.1 (0.6)		12,477	40.8 (0.6)		12,021	39.8 (0.7)		12,569	39.3 (0.5)		12,451	32.6 (0.5)	
고2	-	-	-	11,450	44.2 (0.6)		11,596	46.4 (0.7)		12,375	46.5 (0.7)		12,427	40.4 (0.6)		12,124	38.8 (0.7)		12,508	39.2 (0.5)		12,315	31.6 (0.5)	
고3	-	-	-	10,910	41.6 (0.7)		11,473	45.5 (0.7)		11,200	44.6 (0.6)		11,753	37.8 (0.5)		11,523	39.5 (0.6)		12,092	38.4 (0.6)		12,123	30.7 (0.5)	
<b>학교급</b>																								
중학교	-	-	-	37,418	38.0 (0.4)		38,820	47.1 (0.4)		38,943	47.3 (0.3)		38,409	42.7 (0.4)		37,570	42.3 (0.4)		38,474	40.2 (0.4)		37,297	34.1 (0.4)	
고등학교	-	-	-	33,984	43.0 (0.4)		35,878	46.6 (0.4)		36,295	46.1 (0.5)		36,657	39.7 (0.4)		35,668	39.4 (0.5)		37,169	39.0 (0.4)		36,889	31.7 (0.4)	
일반계고	-	-	-	23,505	39.3 (0.5)		25,051	43.3 (0.4)		26,808	43.0 (0.5)		27,380	37.0 (0.4)		26,845	36.6 (0.5)		27,278	36.0 (0.4)		28,443	29.1 (0.4)	
특성화계고	-	-	-	10,479	52.5 (0.7)		10,827	55.7 (0.6)		9,487	55.5 (0.7)		9,277	48.2 (0.8)		8,823	48.4 (1.2)		9,891	48.8 (0.6)		8,446	40.3 (0.7)	
<b>지 역</b>																								
서울	-	-	-	7,854	38.3 (0.7)		8,402	45.3 (0.8)		8,077	44.4 (0.7)		8,207	40.3 (0.7)		7,848	39.1 (0.9)		11,355	38.0 (0.6)		11,373	30.6 (0.6)	
부산	-	-	-	5,195	38.6 (0.9)		5,530	44.4 (0.9)		5,501	47.2 (0.8)		5,468	40.9 (0.9)		5,303	40.9 (0.8)		5,157	37.4 (0.8)		4,939	32.4 (0.8)	
대구	-	-	-	4,953	40.7 (0.8)		5,163	45.7 (0.8)		5,053	46.4 (0.9)		5,063	40.7 (0.8)		5,030	40.7 (1.0)		4,439	40.2 (0.9)		4,312	32.6 (0.8)	
인천	-	-	-	4,878	41.1 (1.1)		5,122	48.6 (0.9)		5,240	47.3 (0.8)		5,126	43.6 (0.9)		5,008	43.1 (0.9)		4,516	39.5 (1.0)		4,302	34.4 (1.0)	
광주	-	-	-	3,846	41.2 (1.0)		4,076	45.7 (0.8)		4,011	47.5 (0.6)		4,110	38.4 (0.8)		4,024	37.7 (0.9)		3,309	38.9 (0.9)		3,149	33.8 (1.1)	
대전	-	-	-	3,798	38.7 (1.5)		3,870	45.8 (1.0)		4,011	41.9 (1.3)		3,948	41.5 (0.9)		3,874	37.9 (1.0)		3,003	37.0 (1.0)		2,975	32.8 (1.1)	
울산	-	-	-	3,561	36.6 (1.2)		3,723	45.6 (1.1)		3,665	46.9 (0.8)		3,635	41.0 (0.8)		3,478	39.9 (1.0)		2,913	39.2 (0.8)		2,518	32.4 (1.3)	
경기	-	-	-	8,291	39.8 (0.9)		8,761	46.1 (0.8)		9,332	46.6 (0.7)		9,430	40.2 (0.8)		9,044	40.6 (0.7)		14,427	39.7 (0.6)		15,658	32.8 (0.6)	
강원	-	-	-	3,402	44.8 (1.2)		3,352	50.3 (1.2)		3,520	50.3 (1.2)		3,553	41.9 (1.2)		3,447	43.6 (1.6)		2,722	41.2 (1.1)		2,486	36.8 (1.8)	
충북	-	-	-	3,424	40.3 (1.6)		3,601	51.9 (1.1)		3,657	49.1 (1.1)		3,636	44.2 (1.1)		3,500	44.4 (1.0)		2,973	42.9 (0.9)		2,753	35.8 (1.6)	
충남	-	-	-	3,624	45.8 (1.3)		3,740	51.0 (1.0)		3,910	50.3 (1.5)		3,852	42.2 (1.5)		3,869	41.4 (1.2)		3,457	41.7 (1.4)		3,264	34.4 (1.0)	
전북	-	-	-	3,336	43.0 (1.3)		3,548	48.5 (1.4)		3,757	47.5 (1.2)		3,799	41.6 (1.5)		3,778	44.2 (1.2)		3,382	38.8 (1.0)		3,133	32.3 (0.8)	
전남	-	-	-	3,564	39.2 (1.3)		3,661	46.7 (1.1)		3,581	51.3 (1.0)		3,381	43.0 (1.4)		3,381	43.6 (1.5)		3,434	39.9 (1.5)		2,906	34.9 (1.2)	
경북	-	-	-	4,266	44.2 (1.5)		4,497	47.9 (1.0)		4,589	46.3 (1.2)		4,589	40.5 (1.1)		4,515	37.1 (2.0)		4,028	43.0 (1.4)		3,755	31.7 (1.7)	
경남	-	-	-	4,848	41.3 (1.1)		5,014	49.7 (1.0)		4,849	46.9 (1.7)		4,933	43.0 (1.0)		4,810	42.2 (0.9)		4,733	40.4 (1.1)		4,920	33.0 (1.0)	
제주	-	-	-	2,562	40.6 (1.4)		2,638	49.8 (1.4)		2,485	51.4 (1.0)		2,336	47.5 (0.8)		2,329	48.5 (1.6)		1,795	43.9 (1.3)		1,743	37.9 (1.6)	
<b>남학생</b>																								
전 체	-	-	-	37,202	38.2 (0.4)		39,466	46.2 (0.3)		39,278	46.0 (0.4)		39,612	40.1 (0.4)		38,391	40.3 (0.4)		37,873	38.5 (0.3)		38,221	31.1 (0.3)	
<b>학 년</b>																								
중1	-	-	-	6,916	32.3 (0.7)		7,102	44.8 (0.7)		6,893	45.4 (0.7)		6,933	41.6 (0.7)		6,519	42.8 (0.8)		6,548	38.7 (0.7)		6,364	32.8 (0.6)	
중2	-	-	-	6,403	34.7 (0.9)		6,810	44.3 (0.7)		6,938	45.3 (0.9)		6,965	41.3 (0.8)		6,620	41.8 (0.7)		6,413	37.7 (0.8)		6,394	31.1 (0.7)	
중3	-	-	-	6,299	35.4 (0.8)		6,709	46.9 (0.7)		6,900	46.6 (0.7)		7,035	39.9 (0.7)		6,817	40.3 (0.8)		6,589	39.5 (0.7)		6,525	30.9 (0.7)	
고1	-	-	-	6,039	42.4 (0.9)		6,602	47.5 (0.7)		6,674	46.9 (0.9)		6,890	40.1 (0.8)		6,229	38.6 (1.0)		6,386	38.3 (0.7)		6,606	31.7 (0.6)	
고2	-	-	-	6,005	44.3 (0.9)		6,199	47.5 (0.8)		6,067	46.5 (1.0)		6,104	40.0 (0.9)		6,273	38.5 (1.0)		5,954	38.4 (0.7)		6,221	30.1 (0.7)	
고3	-	-	-	5,540	42.6 (1.0)		6,044	46.2 (0.8)		5,806	45.5 (0.9)		5,685	37.8 (0.8)		5,933	39.6 (0.9)		5,983	38.5 (0.8)		6,111	30.1 (0.7)	
<b>학교급</b>																								
중학교	-	-	-	19,618	34.1 (0.5)		20,621	45.3 (0.5)		20,731	45.8 (0.4)		20,933	40.9 (0.5)		19,956	41.6 (0.5)		19,550	38.6 (0.5)		19,283	31.6 (0.4)	
고등학교	-	-	-	17,584	43.1 (0.6)		18,845	47.1 (0.5)		18,547	46.3 (0.6)		18,679	39.3 (0.6)		18,435	38.9 (0.7)		18,323	38.4 (0.5)		18,938	30.7 (0.5)	
일반계고	-	-	-	12,186	39.7 (0.7)		13,278	44.4 (0.5)		14,247	43.9 (0.6)		14,278	36.9 (0.6)		14,042	36.4 (0.6)		13,946	35.9 (0.6)		14,458	28.0 (0.5)	
특성화계고	-	-	-	5,398	51.6 (1.0)		5,567	54.1 (0.7)		4,300	53.0 (1.0)		4,401	46.6 (1.0)		4,393	46.5 (1.7)		4,377	46.5 (0.8)		4,480	39.3 (0.9)	

※ 최근 7일 동안 학생의 집안에서 다른 사람(가족이나 손님 등)이 담배를 피울 때 그 근처에 같이 있는 적이 있는 사람의 비율



(계속: 주1일 이상 가정 내 간접흡연 노출률)

(단위: %)

구 분	'05			'06			'07			'08			'09			'10			'11			'12		
	N	분	일(표준오차)	N	분	일(표준오차)	N	분	일(표준오차)	N	분	일(표준오차)	N	분	일(표준오차)	N	분	일(표준오차)	N	분	일(표준오차)	N	분	일(표준오차)
<b>지 역</b>																								
서울	-	-	-	4,007	36.5	(1.0)	4,403	45.7	(0.8)	4,122	44.7	(0.8)	4,224	40.9	(1.0)	4,018	38.9	(1.1)	5,428	37.9	(0.8)	5,266	28.8	(0.7)
부산	-	-	-	2,895	35.9	(1.2)	2,903	42.4	(1.0)	2,793	45.8	(1.0)	2,748	39.5	(1.2)	2,804	40.4	(1.0)	2,781	37.1	(1.2)	2,807	30.0	(1.2)
대구	-	-	-	2,647	38.2	(1.0)	2,626	45.7	(1.2)	2,618	45.8	(1.1)	2,682	39.7	(1.1)	2,650	40.1	(1.7)	2,391	40.1	(1.4)	2,624	30.8	(1.2)
인천	-	-	-	2,480	39.0	(1.5)	2,576	46.7	(1.2)	2,830	45.3	(1.1)	2,792	43.4	(1.2)	2,566	42.3	(1.5)	2,183	36.7	(1.2)	2,237	33.0	(1.5)
광주	-	-	-	2,095	39.5	(1.4)	2,193	44.9	(1.1)	2,183	45.7	(1.4)	2,253	37.7	(1.7)	2,149	37.0	(1.4)	1,714	37.5	(1.6)	1,689	32.8	(1.6)
대전	-	-	-	2,221	36.2	(1.5)	2,262	46.1	(1.3)	2,088	42.1	(1.7)	2,230	41.2	(1.3)	2,110	35.8	(1.5)	1,554	35.6	(1.2)	1,694	28.9	(1.3)
울산	-	-	-	1,786	33.6	(1.7)	1,949	45.9	(1.1)	1,994	46.3	(1.2)	2,098	39.7	(1.0)	2,170	39.9	(1.0)	1,453	38.0	(1.1)	1,329	32.0	(1.9)
경기	-	-	-	4,080	37.1	(1.1)	4,572	44.9	(0.8)	4,928	45.9	(0.9)	5,071	37.3	(0.8)	4,825	40.4	(0.9)	7,226	37.6	(0.8)	7,677	30.8	(0.7)
강원	-	-	-	1,726	42.7	(1.9)	1,708	49.3	(1.3)	1,927	50.7	(1.7)	1,885	42.0	(1.7)	1,771	42.8	(2.4)	1,360	40.6	(2.4)	1,235	34.4	(2.7)
충북	-	-	-	1,788	36.3	(2.5)	1,965	50.0	(1.3)	2,006	47.0	(1.5)	2,008	42.0	(1.6)	1,861	41.7	(1.6)	1,396	42.9	(1.4)	1,493	32.2	(2.3)
충남	-	-	-	1,827	45.7	(1.8)	1,960	51.2	(1.4)	1,981	48.8	(1.8)	1,963	41.7	(2.0)	1,975	41.8	(1.8)	1,792	40.8	(1.4)	1,680	32.7	(1.3)
전북	-	-	-	1,727	42.3	(1.8)	1,907	46.9	(1.9)	1,997	46.3	(2.2)	1,983	38.5	(2.0)	2,005	42.9	(1.5)	1,638	37.7	(1.1)	1,470	33.2	(1.6)
전남	-	-	-	1,764	37.9	(2.2)	1,856	46.0	(1.4)	1,810	52.4	(1.5)	1,734	43.2	(2.3)	1,752	43.4	(2.1)	1,623	38.9	(2.0)	1,436	32.9	(1.8)
경북	-	-	-	2,301	43.5	(2.1)	2,616	47.1	(1.3)	2,272	43.0	(1.7)	2,182	40.0	(1.8)	2,136	34.4	(2.8)	2,010	41.4	(2.2)	2,034	30.1	(1.5)
경남	-	-	-	2,538	39.8	(1.5)	2,688	49.2	(1.4)	2,352	47.4	(2.1)	2,426	42.5	(1.5)	2,318	42.7	(1.3)	2,419	40.2	(1.3)	2,570	32.4	(1.2)
제주	-	-	-	1,320	37.1	(1.6)	1,282	47.5	(2.4)	1,377	50.2	(1.4)	1,333	47.4	(1.4)	1,281	47.6	(1.8)	905	42.2	(1.8)	980	36.5	(2.4)
<b>여학생</b>																								
전 체	-	-	-	34,200	42.6	(0.4)	35,232	47.7	(0.5)	35,960	47.6	(0.4)	35,454	42.4	(0.4)	34,847	41.5	(0.4)	37,770	40.8	(0.3)	35,965	34.8	(0.4)
<b>학 년</b>																								
중1	-	-	-	5,960	41.8	(0.8)	5,933	49.1	(0.8)	6,144	49.7	(0.9)	5,781	45.5	(0.7)	5,949	44.0	(0.9)	6,180	42.4	(0.7)	5,998	38.2	(0.7)
중2	-	-	-	5,979	42.6	(0.9)	6,039	49.8	(0.8)	6,118	49.3	(0.9)	5,903	45.8	(0.8)	5,879	44.7	(0.8)	6,490	41.8	(0.7)	5,990	37.2	(0.8)
중3	-	-	-	5,861	42.7	(0.8)	6,227	48.6	(0.9)	5,950	48.2	(0.8)	5,792	42.7	(0.7)	5,786	40.4	(0.8)	6,254	41.6	(0.7)	6,026	35.3	(0.8)
고1	-	-	-	5,585	44.0	(0.8)	6,207	48.3	(0.7)	6,046	47.4	(0.9)	5,587	41.7	(0.9)	5,792	41.1	(0.8)	6,183	40.5	(0.8)	5,845	33.6	(0.8)
고2	-	-	-	5,445	44.1	(1.0)	5,397	45.1	(1.2)	6,308	46.5	(1.0)	6,323	40.8	(0.8)	5,851	39.1	(0.9)	6,554	40.2	(0.6)	6,094	33.4	(0.7)
고3	-	-	-	5,370	40.4	(1.2)	5,429	44.7	(1.0)	5,394	43.7	(0.9)	6,068	37.8	(0.8)	5,590	39.4	(0.8)	6,109	38.2	(0.8)	6,012	31.3	(0.7)
<b>학교급</b>																								
중학교	-	-	-	17,800	42.4	(0.6)	18,199	49.2	(0.6)	18,212	49.1	(0.5)	17,476	44.7	(0.5)	17,614	43.0	(0.6)	18,924	41.9	(0.5)	18,014	36.9	(0.5)
고등학교	-	-	-	16,400	42.9	(0.7)	17,033	46.1	(0.6)	17,748	46.0	(0.7)	17,978	40.1	(0.6)	17,233	39.9	(0.6)	18,846	39.7	(0.5)	17,951	32.8	(0.5)
일 반 계 고	-	-	-	11,319	38.9	(0.7)	11,773	42.1	(0.7)	12,561	41.9	(0.7)	13,102	37.0	(0.6)	12,803	36.7	(0.7)	13,332	36.2	(0.5)	13,985	30.3	(0.5)
특성화계고	-	-	-	5,081	53.6	(1.0)	5,260	57.6	(0.9)	5,187	58.4	(0.8)	4,876	50.1	(1.1)	4,430	50.6	(1.1)	5,514	51.5	(0.8)	3,966	41.4	(1.0)
<b>지 역</b>																								
서울	-	-	-	3,847	40.2	(1.0)	3,999	44.8	(1.2)	3,955	44.0	(1.2)	3,983	39.6	(1.0)	3,830	39.3	(1.3)	5,927	38.1	(0.8)	6,107	32.7	(0.8)
부산	-	-	-	2,300	41.7	(1.1)	2,627	46.8	(1.4)	2,708	48.8	(1.0)	2,720	42.7	(1.4)	2,499	41.5	(1.3)	2,376	37.8	(1.1)	2,132	35.1	(1.1)
대구	-	-	-	2,306	43.9	(1.1)	2,537	45.6	(1.3)	2,435	47.1	(1.3)	2,381	41.9	(1.0)	2,380	41.4	(1.1)	2,048	40.4	(1.0)	1,688	34.6	(1.3)
인천	-	-	-	2,398	43.3	(1.4)	2,546	50.6	(1.3)	2,410	49.6	(1.2)	2,334	43.8	(1.1)	2,442	44.0	(1.1)	2,333	42.6	(1.3)	2,065	35.9	(1.6)
광주	-	-	-	1,751	43.1	(1.6)	1,883	46.6	(1.5)	1,828	49.5	(1.6)	1,857	39.1	(1.5)	1,875	38.4	(1.3)	1,595	40.3	(1.2)	1,460	34.8	(1.5)
대전	-	-	-	1,577	41.5	(2.2)	1,608	45.5	(1.6)	1,923	41.7	(1.6)	1,718	41.9	(1.3)	1,764	40.2	(1.3)	1,449	38.4	(1.7)	1,281	37.1	(1.8)
울산	-	-	-	1,775	40.4	(1.7)	1,774	45.2	(1.8)	1,671	47.6	(1.0)	1,537	42.6	(1.2)	1,308	40.0	(1.7)	1,460	40.7	(1.1)	1,189	33.0	(1.7)
경기	-	-	-	4,211	42.7	(1.3)	4,189	47.5	(1.2)	4,404	47.5	(1.0)	4,359	43.4	(1.0)	4,219	40.9	(1.0)	7,201	42.0	(0.8)	7,981	35.0	(0.7)
강원	-	-	-	1,676	47.0	(1.6)	1,644	51.4	(1.9)	1,593	49.8	(1.8)	1,668	41.8	(1.6)	1,676	44.5	(1.3)	1,362	42.0	(2.3)	1,251	39.6	(2.2)
충북	-	-	-	1,636	44.9	(1.3)	1,636	54.1	(1.5)	1,651	51.4	(1.9)	1,628	46.7	(1.5)	1,639	47.5	(2.1)	1,577	42.8	(1.5)	1,260	39.9	(2.3)
충남	-	-	-	1,797	45.9	(1.8)	1,780	50.8	(1.3)	1,929	51.9	(2.0)	1,889	42.7	(2.2)	1,894	41.0	(2.2)	1,665	42.8	(2.2)	1,584	36.2	(1.7)
전북	-	-	-	1,609	43.8	(1.4)	1,641	50.4	(1.9)	1,760	48.8	(1.5)	1,816	45.0	(1.8)	1,773	45.6	(2.2)	1,744	40.0	(1.6)	1,663	31.2	(0.9)
전남	-	-	-	1,800	40.7	(1.6)	1,805	47.4	(1.4)	1,771	50.1	(1.5)	1,647	42.8	(1.9)	1,629	43.9	(2.4)	1,811	40.9	(1.6)	1,470	37.0	(1.6)
경북	-	-	-	1,965	45.0	(1.7)	1,881	48.8	(1.5)	2,317	50.3	(1.4)	2,407	41.2	(1.5)	2,379	40.2	(1.9)	2,018	44.8	(1.4)	1,721	33.6	(3.2)
경남	-	-	-	2,310	43.0	(1.5)	2,326	50.3	(1.3)	2,497	46.3	(1.9)	2,507	43.6	(1.4)	2,492	41.7	(1.2)	2,314	40.7	(1.8)	2,350	33.7	(1.6)
제주	-	-	-	1,242	44.5	(1.8)	1,356	52.4	(1.3)	1,108	52.8	(1.2)	1,003	47.6	(1.4)	1,048	49.4	(2.7)	890	45.9	(2.3)	763	39.5	(3.1)



결과표11. 현재 흡연자의 금연시도율

(단위: %)

구 분	'05			'06			'07			'08			'09			'10			'11			'12		
	N	분율(표준오차)		N	분율(표준오차)		N	분율(표준오차)		N	분율(표준오차)		N	분율(표준오차)		N	분율(표준오차)		N	분율(표준오차)		N	분율(표준오차)	
<b>전 체</b>																								
전 체	-	-	-	-	-	-	-	-	-	-	-	-	-	-	-	8,937	71.3 (0.6)		8,988	69.5 (0.5)		8,362	69.9 (0.6)	
<b>학 년</b>																								
중1	-	-	-	-	-	-	-	-	-	-	-	-	-	-	-	615	65.3 (2.0)		545	65.0 (2.1)		424	60.1 (2.6)	
중2	-	-	-	-	-	-	-	-	-	-	-	-	-	-	-	1,085	69.1 (2.0)		1,073	67.7 (1.5)		846	66.2 (1.7)	
중3	-	-	-	-	-	-	-	-	-	-	-	-	-	-	-	1,328	72.2 (1.7)		1,399	72.3 (1.3)		1,364	71.7 (1.5)	
고1	-	-	-	-	-	-	-	-	-	-	-	-	-	-	-	1,793	74.5 (1.2)		1,997	71.7 (1.0)		1,802	73.2 (1.0)	
고2	-	-	-	-	-	-	-	-	-	-	-	-	-	-	-	2,025	74.5 (1.3)		1,995	71.3 (1.0)		1,954	71.0 (1.1)	
고3	-	-	-	-	-	-	-	-	-	-	-	-	-	-	-	2,091	67.9 (1.3)		1,979	66.1 (1.2)		1,972	68.2 (1.2)	
<b>학교급</b>																								
중학교	-	-	-	-	-	-	-	-	-	-	-	-	-	-	-	3,028	69.7 (1.2)		3,017	69.3 (0.8)		2,634	68.1 (1.1)	
고등학교	-	-	-	-	-	-	-	-	-	-	-	-	-	-	-	5,909	72.0 (0.8)		5,971	69.6 (0.6)		5,728	70.7 (0.6)	
일반계고	-	-	-	-	-	-	-	-	-	-	-	-	-	-	-	3,370	70.2 (1.0)		3,322	69.1 (0.7)		3,449	69.7 (0.9)	
특성화계고	-	-	-	-	-	-	-	-	-	-	-	-	-	-	-	2,539	74.4 (1.2)		2,649	70.4 (1.0)		2,279	72.2 (0.9)	
<b>지 역</b>																								
서울	-	-	-	-	-	-	-	-	-	-	-	-	-	-	-	956	70.7 (1.7)		1,215	72.0 (1.2)		1,092	71.9 (1.6)	
부산	-	-	-	-	-	-	-	-	-	-	-	-	-	-	-	579	70.3 (1.7)		559	67.1 (1.4)		478	69.9 (2.1)	
대구	-	-	-	-	-	-	-	-	-	-	-	-	-	-	-	503	73.1 (2.6)		504	68.6 (2.5)		468	65.6 (2.5)	
인천	-	-	-	-	-	-	-	-	-	-	-	-	-	-	-	594	70.5 (2.1)		514	68.1 (1.8)		458	73.4 (2.3)	
광주	-	-	-	-	-	-	-	-	-	-	-	-	-	-	-	399	71.8 (3.2)		388	71.5 (2.1)		377	75.1 (2.2)	
대전	-	-	-	-	-	-	-	-	-	-	-	-	-	-	-	394	70.8 (2.0)		361	72.6 (2.3)		337	68.6 (2.8)	
울산	-	-	-	-	-	-	-	-	-	-	-	-	-	-	-	498	70.2 (2.3)		334	66.1 (2.0)		269	67.9 (2.9)	
경기	-	-	-	-	-	-	-	-	-	-	-	-	-	-	-	1,100	68.1 (1.8)		1,853	69.2 (1.0)		1,712	68.8 (1.2)	
강원	-	-	-	-	-	-	-	-	-	-	-	-	-	-	-	561	70.5 (3.1)		375	71.3 (2.4)		387	69.9 (2.6)	
충북	-	-	-	-	-	-	-	-	-	-	-	-	-	-	-	510	69.0 (1.8)		452	69.8 (2.9)		364	67.1 (3.4)	
충남	-	-	-	-	-	-	-	-	-	-	-	-	-	-	-	533	70.2 (2.2)		422	68.4 (2.2)		421	66.5 (2.6)	
전북	-	-	-	-	-	-	-	-	-	-	-	-	-	-	-	521	79.4 (2.1)		392	64.6 (2.1)		386	73.8 (2.7)	
전남	-	-	-	-	-	-	-	-	-	-	-	-	-	-	-	447	76.7 (2.5)		385	69.3 (3.4)		343	70.5 (2.6)	
경북	-	-	-	-	-	-	-	-	-	-	-	-	-	-	-	505	72.3 (2.7)		461	72.9 (1.9)		420	68.6 (2.0)	
경남	-	-	-	-	-	-	-	-	-	-	-	-	-	-	-	597	77.6 (1.4)		571	68.2 (2.6)		603	69.2 (1.7)	
제주	-	-	-	-	-	-	-	-	-	-	-	-	-	-	-	240	71.2 (2.4)		202	66.1 (2.6)		247	72.7 (2.6)	
<b>남학생</b>																								
전 체	-	-	-	-	-	-	-	-	-	-	-	-	-	-	-	6,482	71.6 (0.7)		6,351	69.1 (0.6)		6,248	69.8 (0.6)	
<b>학 년</b>																								
중1	-	-	-	-	-	-	-	-	-	-	-	-	-	-	-	413	68.3 (2.5)		356	68.1 (2.6)		276	63.8 (2.9)	
중2	-	-	-	-	-	-	-	-	-	-	-	-	-	-	-	765	72.9 (1.9)		730	69.0 (1.7)		584	65.2 (2.0)	
중3	-	-	-	-	-	-	-	-	-	-	-	-	-	-	-	978	72.7 (2.1)		1,025	71.6 (1.6)		1,022	72.5 (1.7)	
고1	-	-	-	-	-	-	-	-	-	-	-	-	-	-	-	1,282	74.6 (1.4)		1,425	70.4 (1.2)		1,378	73.2 (1.1)	
고2	-	-	-	-	-	-	-	-	-	-	-	-	-	-	-	1,472	74.1 (1.6)		1,389	70.3 (1.2)		1,464	70.5 (1.3)	
고3	-	-	-	-	-	-	-	-	-	-	-	-	-	-	-	1,572	67.0 (1.4)		1,426	65.5 (1.4)		1,524	67.4 (1.4)	
<b>학교급</b>																								
중학교	-	-	-	-	-	-	-	-	-	-	-	-	-	-	-	2,156	72.0 (1.5)		2,111	70.1 (1.0)		1,882	68.9 (1.2)	
고등학교	-	-	-	-	-	-	-	-	-	-	-	-	-	-	-	4,326	71.5 (0.9)		4,240	68.7 (0.8)		4,366	70.2 (0.7)	
일반계고	-	-	-	-	-	-	-	-	-	-	-	-	-	-	-	2,633	70.3 (1.1)		2,647	68.0 (0.9)		2,707	69.1 (0.9)	
특성화계고	-	-	-	-	-	-	-	-	-	-	-	-	-	-	-	1,693	73.2 (1.4)		1,593	69.7 (1.5)		1,659	72.1 (1.1)	

※현재 흡연자 중에서 최근 12개월 동안 담배를 끊으려고 시도한 사람의 분율



(계속: 현재 흡연자의 금연시도율)

(단위: %)

구 분	'05			'06			'07			'08			'09			'10			'11			'12		
	N	분	율(표준오차)	N	분	율(표준오차)	N	분	율(표준오차)	N	분	율(표준오차)	N	분	율(표준오차)	N	분	율(표준오차)	N	분	율(표준오차)	N	분	율(표준오차)
<b>지 역</b>																								
서울	-	-	-	-	-	-	-	-	-	-	-	-	-	-	-	673	69.0	(2.0)	829	70.9	(1.5)	726	71.2	(2.0)
부산	-	-	-	-	-	-	-	-	-	-	-	-	-	-	-	445	68.0	(1.9)	427	65.1	(1.6)	382	67.8	(2.0)
대구	-	-	-	-	-	-	-	-	-	-	-	-	-	-	-	382	75.4	(1.9)	388	67.5	(2.7)	379	67.0	(2.6)
인천	-	-	-	-	-	-	-	-	-	-	-	-	-	-	-	417	70.4	(2.4)	369	69.3	(2.0)	347	73.4	(2.2)
광주	-	-	-	-	-	-	-	-	-	-	-	-	-	-	-	301	71.5	(2.7)	300	71.1	(2.2)	295	76.4	(2.0)
대전	-	-	-	-	-	-	-	-	-	-	-	-	-	-	-	303	71.6	(2.0)	238	72.7	(3.0)	243	72.1	(2.6)
울산	-	-	-	-	-	-	-	-	-	-	-	-	-	-	-	405	73.2	(2.2)	217	65.0	(2.2)	203	68.2	(3.5)
경기	-	-	-	-	-	-	-	-	-	-	-	-	-	-	-	793	69.4	(2.2)	1,281	69.9	(1.3)	1,233	67.8	(1.4)
강원	-	-	-	-	-	-	-	-	-	-	-	-	-	-	-	398	70.0	(4.3)	258	71.2	(2.8)	264	71.3	(3.4)
충북	-	-	-	-	-	-	-	-	-	-	-	-	-	-	-	392	70.2	(1.6)	301	68.9	(3.9)	291	65.4	(3.5)
충남	-	-	-	-	-	-	-	-	-	-	-	-	-	-	-	385	72.7	(2.9)	326	66.5	(3.2)	325	66.5	(2.9)
전북	-	-	-	-	-	-	-	-	-	-	-	-	-	-	-	391	79.2	(1.8)	291	64.3	(2.8)	301	74.6	(2.7)
전남	-	-	-	-	-	-	-	-	-	-	-	-	-	-	-	313	79.8	(2.4)	258	70.1	(3.9)	232	72.6	(2.4)
경북	-	-	-	-	-	-	-	-	-	-	-	-	-	-	-	320	74.4	(2.9)	309	70.8	(2.5)	338	69.8	(1.6)
경남	-	-	-	-	-	-	-	-	-	-	-	-	-	-	-	393	76.7	(1.7)	423	68.4	(3.4)	483	70.1	(1.7)
제주	-	-	-	-	-	-	-	-	-	-	-	-	-	-	-	171	71.8	(3.6)	136	65.3	(5.4)	206	69.1	(3.1)
<b>여학생</b>																								
전 체	-	-	-	-	-	-	-	-	-	-	-	-	-	-	-	2,455	70.3	(1.2)	2,637	70.7	(0.9)	2,114	70.1	(1.1)
<b>학 년</b>																								
중1	-	-	-	-	-	-	-	-	-	-	-	-	-	-	-	202	59.5	(3.3)	189	58.9	(3.8)	148	53.0	(4.7)
중2	-	-	-	-	-	-	-	-	-	-	-	-	-	-	-	320	60.3	(4.0)	343	64.6	(2.8)	262	68.5	(3.1)
중3	-	-	-	-	-	-	-	-	-	-	-	-	-	-	-	350	70.9	(2.8)	374	74.0	(2.3)	342	69.6	(2.5)
고1	-	-	-	-	-	-	-	-	-	-	-	-	-	-	-	511	74.4	(2.5)	572	75.2	(2.0)	424	73.4	(2.2)
고2	-	-	-	-	-	-	-	-	-	-	-	-	-	-	-	553	75.4	(2.0)	606	74.6	(1.9)	490	72.6	(2.1)
고3	-	-	-	-	-	-	-	-	-	-	-	-	-	-	-	519	70.9	(2.5)	553	68.1	(1.8)	448	71.0	(2.2)
<b>학교급</b>																								
중학교	-	-	-	-	-	-	-	-	-	-	-	-	-	-	-	872	64.6	(1.9)	906	67.3	(1.6)	752	66.1	(1.9)
고등학교	-	-	-	-	-	-	-	-	-	-	-	-	-	-	-	1,583	73.6	(1.5)	1,731	72.7	(1.0)	1,362	72.3	(1.3)
일반계고	-	-	-	-	-	-	-	-	-	-	-	-	-	-	-	737	69.5	(2.3)	675	73.5	(1.6)	742	72.1	(1.7)
특성화계고	-	-	-	-	-	-	-	-	-	-	-	-	-	-	-	846	77.1	(2.0)	1,056	72.0	(1.4)	620	72.5	(2.0)
<b>지 역</b>																								
서울	-	-	-	-	-	-	-	-	-	-	-	-	-	-	-	283	74.6	(2.9)	386	75.2	(2.3)	366	73.7	(2.1)
부산	-	-	-	-	-	-	-	-	-	-	-	-	-	-	-	134	78.3	(3.2)	132	74.2	(3.4)	96	77.3	(4.0)
대구	-	-	-	-	-	-	-	-	-	-	-	-	-	-	-	121	65.6	(8.6)	116	72.8	(4.9)	89	61.1	(7.2)
인천	-	-	-	-	-	-	-	-	-	-	-	-	-	-	-	177	70.7	(3.9)	145	64.5	(5.3)	111	73.1	(4.8)
광주	-	-	-	-	-	-	-	-	-	-	-	-	-	-	-	98	72.8	(5.6)	88	73.2	(3.3)	82	70.8	(5.3)
대전	-	-	-	-	-	-	-	-	-	-	-	-	-	-	-	91	68.2	(4.5)	123	72.4	(3.0)	94	61.1	(5.1)
울산	-	-	-	-	-	-	-	-	-	-	-	-	-	-	-	93	62.2	(4.1)	117	68.8	(4.1)	66	67.1	(4.3)
경기	-	-	-	-	-	-	-	-	-	-	-	-	-	-	-	307	64.9	(3.2)	572	67.5	(1.7)	479	71.7	(2.3)
강원	-	-	-	-	-	-	-	-	-	-	-	-	-	-	-	163	72.0	(2.4)	117	71.5	(4.0)	123	67.5	(3.5)
충북	-	-	-	-	-	-	-	-	-	-	-	-	-	-	-	118	64.4	(4.8)	151	72.7	(3.3)	73	72.7	(5.5)
충남	-	-	-	-	-	-	-	-	-	-	-	-	-	-	-	148	62.8	(3.7)	96	74.8	(5.8)	96	66.3	(7.3)
전북	-	-	-	-	-	-	-	-	-	-	-	-	-	-	-	130	80.0	(5.4)	101	65.8	(3.2)	85	70.4	(6.2)
전남	-	-	-	-	-	-	-	-	-	-	-	-	-	-	-	134	68.1	(4.6)	127	66.7	(6.2)	111	65.7	(5.0)
경북	-	-	-	-	-	-	-	-	-	-	-	-	-	-	-	185	66.8	(5.5)	152	79.5	(3.5)	82	64.0	(7.0)
경남	-	-	-	-	-	-	-	-	-	-	-	-	-	-	-	204	79.6	(2.7)	148	67.4	(4.1)	120	65.4	(5.9)
제주	-	-	-	-	-	-	-	-	-	-	-	-	-	-	-	69	69.8	(6.4)	66	67.8	(5.6)	41	83.8	(2.8)



결과표12. 현재 흡연자의 담배 구매율

(단위: %)


구 분	'05		'06		'07		'08		'09		'10		'11		'12	
	N	분율(표준오차)	N	분율(표준오차)	N	분율(표준오차)	N	분율(표준오차)	N	분율(표준오차)	N	분율(표준오차)	N	분율(표준오차)	N	분율(표준오차)
<b>전 체</b>																
전 체	6,514	42.9 (0.9)	8,509	52.2 (0.9)	10,038	48.1 (0.8)	9,645	50.2 (0.8)	9,733	48.2 (0.9)	8,937	50.1 (0.8)	8,988	50.4 (0.8)	8,362	47.6 (0.8)
<b>학 년</b>																
중1	601	10.4 (1.4)	529	15.8 (1.9)	750	12.3 (1.3)	706	11.0 (1.2)	624	10.1 (1.4)	615	12.1 (1.3)	545	14.8 (1.5)	424	10.3 (1.5)
중2	886	20.6 (1.7)	833	25.7 (1.7)	1,158	24.1 (1.5)	1,096	25.0 (2.4)	1,148	21.8 (1.3)	1,085	26.4 (1.7)	1,073	24.4 (1.5)	846	19.1 (1.3)
중3	1,106	37.3 (1.8)	1,129	38.8 (1.9)	1,567	37.5 (1.6)	1,382	37.6 (1.4)	1,478	34.7 (1.3)	1,328	38.5 (1.5)	1,399	38.4 (1.5)	1,364	32.5 (1.4)
고1	1,838	51.0 (1.6)	1,809	54.1 (1.2)	2,098	50.6 (1.7)	2,099	54.8 (1.5)	2,082	50.1 (1.6)	1,793	50.4 (1.5)	1,997	50.7 (1.2)	1,802	47.7 (1.4)
고2	2,083	60.6 (1.3)	2,111	62.4 (1.5)	2,207	58.8 (1.4)	2,201	59.2 (1.3)	2,255	59.3 (1.4)	2,025	61.6 (1.3)	1,995	60.4 (1.3)	1,954	57.1 (1.4)
고3	-	-	2,098	69.4 (1.7)	2,258	68.8 (1.1)	2,161	69.9 (1.0)	2,146	67.3 (1.4)	2,091	68.7 (1.3)	1,979	70.7 (1.3)	1,972	67.5 (1.2)
<b>학교급</b>																
중학교	2,593	24.7 (1.3)	2,491	29.7 (1.2)	3,475	27.6 (0.9)	3,184	27.3 (1.0)	3,250	25.6 (0.9)	3,028	28.9 (1.0)	3,017	29.2 (1.0)	2,634	24.7 (1.0)
고등학교	3,921	56.1 (1.0)	6,018	62.3 (1.1)	6,563	59.6 (0.8)	6,461	61.2 (0.9)	6,483	59.2 (0.9)	5,909	60.7 (0.8)	5,971	60.7 (0.8)	5,728	57.9 (0.7)
일반계고	1,846	51.5 (1.4)	2,909	59.0 (1.4)	3,287	56.7 (1.2)	3,698	59.4 (1.1)	3,828	57.4 (0.9)	3,370	57.8 (1.1)	3,322	59.0 (1.0)	3,449	56.7 (0.9)
특성화계고	2,075	60.3 (1.3)	3,109	65.6 (1.6)	3,276	62.8 (1.1)	2,763	63.4 (1.3)	2,655	61.6 (1.8)	2,539	64.5 (1.0)	2,649	63.2 (1.4)	2,279	59.7 (1.2)
<b>지 역</b>																
서울	774	40.4 (2.1)	958	48.5 (1.9)	1,107	44.8 (1.7)	1,004	51.3 (2.1)	1,012	47.1 (2.2)	956	52.0 (1.8)	1,215	52.8 (2.0)	1,092	50.7 (1.8)
부산	407	51.0 (2.9)	574	58.6 (2.2)	658	52.1 (2.8)	590	55.5 (2.4)	634	57.2 (2.6)	579	54.8 (2.2)	559	50.3 (2.5)	478	48.5 (2.2)
대구	425	49.7 (3.0)	566	63.9 (2.2)	601	52.6 (2.6)	594	52.7 (2.3)	573	54.7 (2.8)	503	59.5 (2.6)	504	57.0 (2.5)	468	53.9 (3.2)
인천	461	40.1 (2.5)	617	51.4 (3.1)	691	45.1 (3.0)	658	49.6 (2.5)	696	49.5 (2.1)	594	49.9 (3.0)	514	49.4 (3.4)	458	47.1 (3.5)
광주	311	44.1 (3.1)	404	53.7 (3.7)	524	48.5 (2.7)	407	53.2 (4.8)	433	53.6 (6.7)	399	50.2 (4.2)	388	49.9 (2.8)	377	48.1 (3.8)
대전	332	46.6 (1.7)	439	51.5 (2.2)	507	52.0 (1.9)	439	58.6 (3.7)	487	48.8 (2.8)	394	55.1 (3.6)	361	48.8 (2.2)	337	45.4 (3.2)
울산	308	35.6 (3.0)	415	58.4 (4.3)	485	47.1 (3.6)	510	47.4 (2.0)	559	43.8 (1.8)	498	48.3 (1.9)	334	41.3 (2.4)	269	43.3 (3.0)
경기	866	40.8 (2.7)	1,053	49.7 (2.5)	1,243	45.5 (2.4)	1,266	47.7 (1.9)	1,226	46.9 (2.2)	1,100	45.5 (1.9)	1,853	49.1 (1.7)	1,712	44.5 (1.4)
강원	364	45.7 (3.5)	524	51.5 (3.5)	460	52.5 (3.3)	483	47.4 (3.4)	516	39.4 (3.4)	561	44.7 (3.2)	375	42.9 (4.1)	387	41.9 (5.7)
충북	334	39.0 (3.7)	384	54.3 (3.0)	561	49.5 (2.6)	571	45.8 (2.1)	612	47.3 (3.1)	510	53.2 (3.8)	452	52.0 (2.8)	364	45.8 (4.9)
충남	309	40.7 (3.6)	502	50.1 (4.1)	588	46.1 (2.2)	559	49.7 (2.3)	522	42.5 (3.4)	533	54.1 (3.8)	422	48.8 (3.4)	421	42.5 (3.1)
전북	300	46.2 (3.9)	394	53.8 (4.8)	568	45.9 (3.4)	564	51.1 (3.2)	573	44.1 (3.1)	521	51.1 (3.7)	392	43.8 (3.8)	386	46.7 (4.0)
전남	301	42.5 (2.3)	360	51.9 (4.2)	455	46.3 (2.7)	462	48.2 (2.7)	430	48.3 (5.3)	447	51.1 (2.7)	385	46.0 (2.7)	343	48.5 (4.7)
경북	416	46.0 (2.6)	533	58.2 (2.7)	690	54.3 (2.6)	586	52.4 (4.0)	497	44.3 (2.7)	505	44.8 (3.2)	461	56.5 (2.7)	420	51.4 (3.6)
경남	417	45.8 (3.3)	518	51.1 (5.4)	599	56.3 (2.1)	629	49.1 (3.9)	676	53.7 (3.3)	597	50.1 (3.4)	571	53.9 (3.7)	603	55.0 (2.6)
제주	189	41.8 (4.2)	268	48.3 (2.1)	301	47.5 (2.9)	323	52.4 (3.4)	287	44.5 (3.8)	240	51.3 (5.7)	202	54.9 (2.9)	247	47.5 (4.7)
<b>남학생</b>																
전 체	4,154	45.6 (1.1)	5,646	54.9 (1.1)	6,965	50.7 (1.0)	6,637	51.6 (0.9)	6,974	49.4 (0.9)	6,482	52.5 (0.9)	6,351	53.1 (0.9)	6,248	49.5 (0.9)
<b>학 년</b>																
중1	362	11.9 (1.9)	293	13.3 (2.3)	469	12.9 (1.7)	472	11.1 (1.5)	421	10.3 (1.5)	413	10.3 (1.5)	356	14.7 (1.8)	276	10.6 (1.9)
중2	540	23.2 (2.4)	528	27.2 (2.3)	787	25.8 (1.9)	749	25.5 (2.4)	820	21.6 (1.6)	765	26.9 (1.8)	730	26.3 (1.8)	584	19.0 (1.6)
중3	708	40.8 (1.9)	736	41.9 (2.3)	1,060	37.9 (1.8)	990	38.8 (1.6)	1,113	36.4 (1.5)	978	41.0 (1.9)	1,025	39.9 (1.7)	1,022	31.0 (1.7)
고1	1,191	53.4 (1.8)	1,192	55.6 (1.5)	1,473	54.4 (1.9)	1,450	55.9 (1.7)	1,534	51.7 (1.8)	1,282	51.9 (1.9)	1,425	53.6 (1.4)	1,378	49.3 (1.4)
고2	1,353	62.3 (1.6)	1,432	66.5 (1.7)	1,610	61.4 (1.4)	1,456	60.9 (1.5)	1,590	60.0 (1.6)	1,472	63.5 (1.5)	1,389	62.9 (1.5)	1,464	59.2 (1.6)
고3	-	-	1,465	69.9 (2.1)	1,566	70.5 (1.5)	1,520	70.3 (1.2)	1,496	68.0 (1.6)	1,572	71.0 (1.4)	1,426	72.5 (1.4)	1,524	69.7 (1.4)
<b>학교급</b>																
중학교	1,610	27.7 (1.6)	1,557	31.9 (1.6)	2,316	29.0 (1.1)	2,211	28.6 (1.1)	2,354	26.9 (1.0)	2,156	30.1 (1.2)	2,111	31.0 (1.1)	1,882	24.3 (1.2)
고등학교	2,544	58.1 (1.1)	4,089	64.6 (1.2)	4,649	62.2 (1.0)	4,426	62.4 (1.0)	4,620	60.0 (1.0)	4,326	62.9 (0.9)	4,240	63.3 (0.9)	4,366	59.9 (0.9)
일반계고	1,315	53.6 (1.6)	2,125	61.6 (1.5)	2,568	58.7 (1.4)	2,833	60.7 (1.2)	2,883	58.2 (1.0)	2,633	59.8 (1.2)	2,647	61.3 (1.1)	2,707	58.0 (1.0)
특성화계고	1,229	63.2 (1.6)	1,964	68.1 (1.7)	2,081	66.8 (1.3)	1,593	64.8 (1.7)	1,737	62.8 (1.7)	1,693	67.5 (1.2)	1,593	66.5 (1.5)	1,659	63.1 (1.4)

※ 현재 흡연자 중에서 최근 30일 동안 본인이 피운 담배를 편의점이나 가게 등에서 직접 구매한 사람의 분율



(계속: 현재 흡연자의 담배 구매율)

(단위: %)

구 분	'05		'06		'07		'08		'09		'10		'11		'12	
	N	분율(표준오차)	N	분율(표준오차)	N	분율(표준오차)	N	분율(표준오차)	N	분율(표준오차)	N	분율(표준오차)	N	분율(표준오차)	N	분율(표준오차)
지 역																
서울	476	45.7 (2.2)	600	51.3 (2.5)	712	48.1 (2.0)	661	52.2 (2.3)	699	46.8 (2.1)	673	54.9 (2.1)	829	55.8 (2.2)	726	53.2 (2.0)
부산	258	52.8 (3.9)	387	59.8 (3.0)	444	52.7 (2.9)	396	56.3 (3.1)	464	59.7 (2.9)	445	55.4 (2.7)	427	52.5 (2.8)	382	47.9 (2.3)
대구	275	50.3 (4.1)	373	66.2 (2.7)	407	54.4 (3.2)	426	55.6 (2.9)	433	58.4 (4.1)	382	60.9 (3.0)	388	58.7 (3.2)	379	54.5 (3.2)
인천	292	43.7 (3.8)	411	53.5 (4.0)	459	49.8 (4.3)	464	49.6 (3.3)	516	49.5 (3.1)	417	52.4 (3.8)	369	52.6 (4.1)	347	47.2 (4.3)
광주	220	45.7 (3.9)	291	51.3 (4.7)	406	49.1 (3.2)	300	56.0 (7.7)	327	56.8 (7.3)	301	51.1 (4.9)	300	53.7 (2.8)	295	48.0 (4.2)
대전	210	48.2 (2.9)	313	53.2 (3.4)	387	53.8 (2.5)	298	61.6 (5.2)	335	51.3 (3.7)	303	57.4 (4.4)	238	53.3 (2.9)	243	51.7 (3.2)
울산	207	38.3 (3.5)	264	62.5 (5.5)	323	49.8 (4.6)	391	47.9 (2.3)	423	46.2 (2.7)	405	49.7 (2.0)	217	39.4 (2.9)	203	44.2 (3.8)
경기	503	42.8 (3.3)	662	54.0 (2.7)	858	48.7 (3.1)	871	48.5 (1.8)	856	46.6 (2.2)	793	47.7 (2.1)	1,281	51.7 (1.8)	1,233	45.8 (1.6)
강원	231	46.2 (5.2)	337	56.3 (3.7)	308	55.4 (2.5)	365	48.8 (3.3)	381	41.5 (4.0)	398	45.6 (3.6)	258	48.3 (5.0)	264	42.9 (7.9)
충북	222	40.5 (4.6)	231	56.6 (3.6)	391	50.1 (3.8)	391	46.6 (2.8)	450	49.8 (3.8)	392	55.0 (4.5)	301	55.7 (3.3)	291	46.4 (6.3)
충남	192	40.4 (5.3)	338	54.0 (4.3)	390	47.1 (3.2)	393	52.8 (2.6)	402	46.0 (4.0)	385	60.6 (4.3)	326	51.5 (4.1)	325	46.8 (3.7)
전북	161	49.9 (6.4)	266	58.2 (6.0)	405	46.0 (4.3)	403	54.2 (4.7)	417	47.2 (3.5)	391	53.5 (4.8)	291	45.9 (4.4)	301	49.2 (4.5)
전남	207	45.3 (2.8)	260	51.2 (3.1)	335	48.3 (3.5)	314	49.7 (3.6)	293	52.9 (5.3)	313	52.4 (3.8)	258	46.8 (3.3)	232	49.6 (5.8)
경북	313	49.5 (3.1)	412	61.7 (3.1)	540	56.8 (3.7)	337	53.1 (5.6)	309	42.4 (3.6)	320	43.9 (4.7)	309	59.2 (3.4)	338	56.4 (3.8)
경남	255	48.9 (3.9)	338	50.1 (6.7)	408	60.3 (2.2)	394	50.8 (4.8)	461	53.3 (3.5)	393	54.8 (3.3)	423	57.2 (3.9)	483	57.4 (2.8)
제주	132	40.9 (4.3)	163	47.5 (2.6)	192	51.8 (3.5)	233	53.1 (2.4)	208	45.9 (5.7)	171	53.0 (7.2)	136	55.4 (4.0)	206	47.1 (4.5)
 여학생																
전 체	2,360	38.0 (1.5)	2,863	46.9 (1.7)	3,073	42.2 (1.4)	3,008	47.0 (1.4)	2,759	45.3 (1.8)	2,455	44.0 (1.5)	2,637	42.3 (1.2)	2,114	42.0 (1.2)
학 년																
중1	239	8.1 (1.8)	236	18.7 (2.8)	281	11.5 (2.1)	234	10.6 (2.3)	203	9.8 (2.8)	202	15.6 (2.8)	189	15.1 (2.7)	148	9.8 (2.4)
중2	346	16.2 (2.2)	305	22.9 (2.4)	371	20.4 (2.3)	347	23.9 (4.6)	328	22.2 (2.4)	320	25.2 (3.2)	343	19.8 (2.2)	262	19.2 (2.6)
중3	398	31.1 (3.3)	393	32.7 (2.9)	507	36.6 (3.0)	392	34.5 (2.7)	365	29.7 (3.1)	350	32.2 (2.9)	374	33.8 (2.7)	342	36.7 (2.9)
고1	647	46.5 (2.9)	617	51.4 (2.0)	625	41.3 (3.0)	649	52.1 (3.2)	548	45.9 (2.9)	511	46.7 (2.5)	572	42.4 (2.2)	424	42.7 (2.9)
고2	730	57.4 (2.6)	679	53.5 (2.9)	597	52.2 (3.0)	745	55.5 (2.3)	665	57.4 (2.6)	553	56.6 (2.6)	606	52.1 (2.1)	490	50.3 (2.1)
고3	-	- -	633	68.2 (3.0)	692	65.1 (2.2)	641	69.1 (1.9)	650	65.7 (2.7)	519	60.7 (2.7)	553	64.5 (2.3)	448	59.7 (2.2)
학교급																
중학교	983	19.7 (1.8)	934	26.0 (1.8)	1,159	25.0 (1.6)	973	24.7 (1.9)	896	22.3 (1.7)	872	26.0 (2.0)	906	24.6 (1.5)	752	25.8 (1.8)
고등학교	1,377	52.3 (2.0)	1,929	57.6 (2.1)	1,914	53.4 (1.7)	2,035	58.6 (1.5)	1,863	57.0 (2.0)	1,583	54.5 (1.4)	1,731	52.6 (1.4)	1,362	51.0 (1.4)
일 반 계 고	531	46.5 (3.0)	784	51.9 (2.5)	719	50.2 (2.6)	865	55.3 (2.4)	945	54.7 (2.2)	737	50.3 (2.4)	675	49.1 (2.0)	742	51.4 (2.0)
특성화계고	846	56.1 (2.7)	1,145	61.4 (3.1)	1,195	55.7 (2.2)	1,170	61.1 (1.8)	918	59.2 (3.2)	846	58.2 (1.6)	1,056	55.6 (1.9)	620	50.6 (2.0)
지 역																
서울	298	31.0 (2.9)	358	43.6 (3.3)	395	38.7 (3.2)	343	49.3 (3.7)	313	47.7 (5.1)	283	45.5 (3.7)	386	44.5 (3.1)	366	44.1 (3.1)
부산	149	47.5 (4.1)	187	56.7 (4.0)	214	50.9 (7.4)	194	53.7 (3.7)	170	48.9 (4.9)	134	52.8 (4.9)	132	43.0 (5.2)	96	50.8 (4.9)
대구	150	48.2 (5.5)	193	58.5 (4.1)	194	47.7 (3.0)	168	43.6 (3.9)	140	42.3 (4.1)	121	55.2 (4.7)	116	50.8 (4.8)	89	52.0 (4.9)
인천	169	33.7 (4.9)	206	46.9 (4.4)	232	35.2 (4.1)	194	49.6 (4.9)	180	49.3 (5.2)	177	43.3 (4.1)	145	39.1 (4.7)	111	46.8 (5.1)
광주	91	40.4 (3.6)	113	59.0 (3.6)	118	46.5 (4.7)	107	46.4 (7.6)	106	44.2 (4.3)	98	47.6 (4.6)	88	34.6 (5.7)	82	48.5 (5.9)
대전	122	44.5 (4.4)	126	47.6 (4.0)	120	47.4 (5.2)	141	50.6 (4.8)	152	43.2 (5.2)	91	47.8 (4.5)	123	38.5 (4.5)	94	31.7 (3.9)
울산	101	28.0 (4.4)	151	48.9 (3.1)	162	39.7 (3.3)	119	45.9 (3.5)	136	37.5 (5.0)	93	44.7 (4.6)	117	46.3 (4.9)	66	40.7 (6.7)
경기	363	37.7 (4.1)	391	42.0 (5.1)	385	38.6 (3.5)	395	46.0 (3.6)	370	47.5 (4.3)	307	40.1 (3.9)	572	42.8 (2.4)	479	40.5 (2.4)
강원	133	44.8 (7.3)	187	44.2 (4.1)	152	47.1 (8.4)	118	43.4 (6.3)	135	33.7 (5.3)	163	42.1 (4.6)	117	29.2 (5.1)	123	40.0 (5.0)
충북	112	35.8 (5.4)	153	49.9 (4.6)	170	47.9 (3.5)	180	44.0 (4.2)	162	39.5 (4.5)	118	46.5 (6.1)	151	40.6 (4.5)	73	43.7 (5.0)
충남	117	41.4 (7.9)	164	41.9 (7.1)	198	43.7 (5.7)	166	40.4 (4.2)	120	30.3 (3.5)	148	35.3 (3.9)	96	39.8 (4.4)	96	27.7 (4.3)
전북	139	41.0 (4.4)	128	41.8 (3.0)	163	45.7 (5.1)	161	43.6 (6.7)	156	36.6 (5.1)	130	45.0 (4.4)	101	36.7 (6.1)	85	36.2 (3.2)
전남	94	34.5 (5.4)	100	53.5 (12.0)	120	40.4 (5.0)	148	43.9 (4.4)	137	35.7 (4.4)	134	47.7 (3.8)	127	43.3 (4.4)	111	45.9 (9.5)
경북	103	36.2 (4.7)	121	49.0 (6.3)	150	47.4 (5.0)	249	50.8 (4.8)	188	49.2 (5.3)	185	46.9 (4.3)	152	48.0 (4.0)	82	31.3 (4.4)
경남	162	40.8 (4.4)	180	53.2 (5.3)	191	46.7 (4.0)	235	44.6 (4.2)	215	54.9 (6.0)	204	38.6 (6.2)	148	41.5 (6.1)	120	43.8 (6.0)
제주	57	43.4 (8.1)	105	49.5 (5.3)	109	37.2 (4.9)	90	50.7 (9.4)	79	40.8 (3.4)	69	46.9 (6.4)	66	54.0 (8.0)	41	48.5 (9.7)



결과표13. 구매 시도자의 담배 구매 용이성

(단위: %)


구 분	'05		'06		'07		'08		'09		'10		'11		'12	
	N	분율(표준오차)	N	분율(표준오차)	N	분율(표준오차)	N	분율(표준오차)	N	분율(표준오차)	N	분율(표준오차)	N	분율(표준오차)	N	분율(표준오차)
<b>전 체</b>																
전 체	5,711	83.9 (0.6)	7,957	86.5 (0.4)	10,743	84.1 (0.5)	10,670	81.3 (0.5)	9,811	80.5 (0.5)	9,329	80.9 (0.5)	9,202	81.0 (0.5)	8,365	80.9 (0.5)
<b>학 년</b>																
중1	410	63.9 (3.2)	405	64.3 (2.8)	785	60.8 (2.2)	800	55.5 (2.2)	708	48.4 (2.5)	642	51.3 (2.2)	573	50.6 (2.3)	435	51.9 (2.5)
중2	663	70.0 (2.1)	728	75.6 (1.6)	1,186	72.7 (1.6)	1,233	64.1 (1.8)	1,121	64.0 (1.7)	1,050	67.4 (1.6)	1,009	64.1 (1.5)	786	62.4 (1.8)
중3	969	80.8 (1.7)	1,039	81.5 (1.4)	1,657	79.8 (1.2)	1,510	77.2 (1.5)	1,426	73.6 (1.3)	1,420	73.6 (1.3)	1,394	73.3 (1.3)	1,282	74.0 (1.3)
고1	1,689	88.5 (0.8)	1,668	87.5 (0.9)	2,203	86.4 (0.9)	2,292	83.9 (0.9)	2,054	82.6 (0.9)	1,825	83.7 (1.0)	1,993	83.5 (0.9)	1,791	82.7 (0.9)
고2	1,980	91.5 (0.8)	2,069	89.5 (0.9)	2,375	89.2 (0.7)	2,390	87.6 (0.7)	2,260	88.1 (0.8)	2,123	87.1 (0.8)	2,065	87.8 (0.9)	2,011	86.0 (0.8)
고3	-	-	2,048	93.8 (0.7)	2,537	92.4 (0.7)	2,445	91.3 (0.6)	2,242	91.7 (0.7)	2,269	91.2 (0.8)	2,168	91.6 (0.6)	2,060	91.0 (0.7)
<b>학교급</b>																
중학교	2,042	73.7 (1.2)	2,172	76.5 (0.9)	3,628	73.6 (0.9)	3,543	67.9 (1.0)	3,255	65.1 (1.0)	3,112	67.0 (1.0)	2,976	65.9 (0.9)	2,503	66.6 (1.0)
고등학교	3,669	90.1 (0.5)	5,785	90.5 (0.4)	7,115	89.5 (0.4)	7,127	87.6 (0.5)	6,556	87.7 (0.4)	6,217	87.7 (0.5)	6,226	87.8 (0.5)	5,862	86.8 (0.4)
일반계고	1,774	89.4 (0.8)	2,840	90.0 (0.7)	3,800	89.7 (0.5)	4,283	87.1 (0.6)	4,029	87.4 (0.6)	3,732	86.8 (0.7)	3,686	87.6 (0.6)	3,695	86.3 (0.6)
특성화계고	1,895	90.7 (0.7)	2,945	90.9 (0.5)	3,315	89.3 (0.6)	2,844	88.2 (0.7)	2,527	88.0 (0.6)	2,485	89.0 (0.6)	2,540	88.0 (0.9)	2,167	87.6 (0.6)
<b>지 역</b>																
서울	665	85.5 (1.5)	878	85.6 (0.9)	1,213	82.1 (1.2)	1,121	81.9 (1.3)	1,116	80.7 (1.3)	1,066	78.1 (1.5)	1,320	82.4 (1.1)	1,191	80.5 (1.0)
부산	374	83.8 (2.1)	556	87.1 (1.4)	741	86.3 (1.0)	755	79.8 (1.7)	706	83.6 (1.6)	685	83.7 (1.3)	604	80.7 (1.8)	508	85.1 (1.6)
대구	389	89.2 (1.6)	554	90.5 (1.3)	667	85.4 (1.7)	678	81.6 (1.3)	580	83.8 (1.8)	560	86.4 (1.7)	543	82.7 (1.9)	490	80.6 (1.5)
인천	406	82.1 (1.7)	576	85.3 (1.7)	743	83.2 (1.9)	734	79.2 (1.5)	693	80.6 (1.7)	587	80.9 (2.2)	502	81.5 (1.8)	435	80.5 (2.1)
광주	259	86.3 (1.9)	389	90.0 (1.3)	588	82.9 (1.7)	463	82.8 (2.4)	466	79.2 (2.2)	411	83.2 (2.6)	411	81.3 (1.8)	383	81.5 (2.0)
대전	295	86.4 (1.6)	423	85.8 (1.6)	594	82.1 (1.4)	513	82.6 (2.0)	525	81.6 (1.4)	419	81.2 (1.9)	365	77.2 (2.1)	329	82.0 (1.5)
울산	276	80.7 (2.0)	387	90.3 (1.4)	516	84.7 (1.7)	546	80.1 (1.4)	520	79.0 (1.7)	473	81.7 (1.5)	329	79.0 (2.3)	274	79.1 (2.7)
경기	709	82.5 (1.6)	934	85.3 (1.0)	1,258	85.1 (1.1)	1,369	82.9 (1.1)	1,146	81.0 (1.4)	1,152	80.3 (1.4)	1,846	80.9 (1.0)	1,680	79.8 (1.1)
강원	319	82.8 (3.3)	465	88.2 (1.5)	457	81.2 (3.2)	483	81.3 (2.7)	474	78.0 (1.6)	485	82.9 (1.5)	315	82.9 (2.4)	361	79.6 (2.5)
충북	280	80.4 (3.4)	342	86.9 (2.5)	591	82.1 (1.7)	584	79.2 (1.8)	565	79.0 (2.4)	498	81.1 (2.0)	446	79.7 (2.1)	349	74.7 (3.2)
충남	261	80.1 (3.8)	463	84.4 (1.7)	578	83.5 (2.2)	557	82.4 (1.5)	471	81.0 (2.1)	521	81.7 (1.8)	402	83.0 (1.9)	403	84.4 (1.9)
전북	279	82.5 (2.5)	370	86.9 (1.9)	528	84.1 (2.3)	589	78.0 (2.2)	559	78.9 (2.0)	535	80.0 (2.7)	406	76.8 (4.2)	359	81.5 (2.5)
전남	262	84.9 (2.6)	334	86.3 (3.0)	517	83.3 (1.5)	551	79.3 (1.8)	472	77.6 (2.3)	480	79.9 (2.5)	403	76.0 (2.7)	336	83.4 (1.8)
경북	390	83.1 (1.9)	511	89.0 (1.2)	717	87.7 (1.2)	654	81.1 (2.5)	528	78.9 (2.5)	548	82.6 (2.1)	489	79.9 (1.6)	431	81.1 (2.2)
경남	382	86.6 (2.3)	516	85.5 (1.9)	702	85.5 (1.2)	705	79.1 (2.2)	697	78.5 (1.5)	634	81.8 (2.0)	598	83.3 (2.2)	600	82.1 (1.8)
제주	165	84.4 (2.3)	259	84.9 (1.8)	333	78.7 (1.7)	368	83.8 (1.3)	293	78.4 (2.8)	275	75.3 (3.5)	223	83.3 (3.0)	236	81.6 (3.5)
<b>남학생</b>																
전 체	3,659	84.4 (0.8)	5,336	86.3 (0.5)	7,442	84.2 (0.6)	7,287	80.9 (0.6)	6,873	80.1 (0.6)	6,612	81.4 (0.6)	6,489	80.9 (0.6)	6,142	81.2 (0.6)
<b>학 년</b>																
중1	217	61.0 (4.6)	227	65.5 (3.7)	464	58.1 (2.8)	501	52.2 (2.5)	458	46.5 (3.1)	429	49.1 (2.6)	379	48.7 (3.0)	297	47.4 (3.0)
중2	407	70.5 (2.6)	464	73.1 (2.1)	779	71.0 (1.9)	837	62.9 (1.9)	787	60.6 (2.0)	704	66.9 (1.9)	685	62.3 (1.8)	520	61.7 (2.2)
중3	620	81.6 (1.9)	665	83.0 (1.6)	1,134	79.1 (1.4)	1,045	76.1 (1.8)	1,048	72.3 (1.5)	999	72.6 (1.6)	1,008	72.7 (1.5)	927	73.0 (1.6)
고1	1,110	88.7 (0.9)	1,120	85.5 (1.1)	1,543	87.1 (1.1)	1,593	83.2 (1.0)	1,486	82.5 (1.0)	1,279	84.3 (1.2)	1,412	82.9 (1.2)	1,351	83.0 (1.0)
고2	1,305	91.1 (1.0)	1,431	89.4 (1.1)	1,742	89.7 (0.8)	1,603	87.2 (0.9)	1,564	88.3 (0.9)	1,524	87.8 (1.0)	1,461	87.7 (1.1)	1,481	86.3 (0.9)
고3	-	-	1,429	93.3 (0.9)	1,780	91.9 (0.8)	1,708	91.5 (0.7)	1,530	91.4 (0.9)	1,677	91.4 (0.9)	1,544	91.8 (0.7)	1,566	91.3 (0.8)
<b>학교급</b>																
중학교	1,244	74.1 (1.7)	1,356	77.0 (1.1)	2,377	72.7 (1.1)	2,383	66.7 (1.1)	2,293	63.5 (1.2)	2,132	66.2 (1.1)	2,072	65.0 (1.1)	1,744	65.3 (1.2)
고등학교	2,415	90.0 (0.7)	3,980	89.7 (0.5)	5,065	89.6 (0.5)	4,904	87.4 (0.5)	4,580	87.6 (0.5)	4,480	88.3 (0.6)	4,417	87.7 (0.6)	4,398	87.1 (0.5)
일반계고	1,280	89.1 (0.9)	2,085	89.7 (0.8)	2,927	89.6 (0.6)	3,258	86.8 (0.6)	2,952	87.4 (0.7)	2,826	87.1 (0.8)	2,878	87.5 (0.7)	2,827	86.6 (0.7)
특성화계고	1,135	91.0 (1.1)	1,895	89.8 (0.7)	2,138	89.7 (0.8)	1,646	88.2 (0.9)	1,628	87.8 (0.8)	1,654	90.2 (0.7)	1,539	88.0 (1.1)	1,571	88.2 (0.7)

※구매 시도자 중에서 최근 30일 동안 편의점이나 가게 등에서 담배를 사려고 했을 때 '많이 노력', '조금만 노력' 또는 '노력 없이도 쉽게' 살 수 있었던 사람의 비율



(계속: 구매 시도자의 담배 구매 용이성)

(단위: %)

구 분	'05		'06		'07		'08		'09		'10		'11		'12	
	N	분율(표준오차)	N	분율(표준오차)	N	분율(표준오차)	N	분율(표준오차)	N	분율(표준오차)	N	분율(표준오차)	N	분율(표준오차)	N	분율(표준오차)
<b>지 역</b>																
서울	421	86.2 (1.7)	569	85.5 (1.1)	800	81.7 (1.5)	748	81.9 (1.5)	765	80.2 (1.7)	719	77.7 (1.9)	910	81.8 (1.4)	774	80.4 (1.3)
부산	232	85.5 (2.5)	371	85.4 (1.7)	488	86.0 (1.4)	495	78.9 (2.3)	488	82.6 (2.0)	494	84.1 (1.6)	455	80.6 (1.9)	387	85.0 (1.8)
대구	247	88.2 (2.1)	366	90.7 (1.5)	434	85.7 (2.2)	471	82.3 (1.7)	434	83.2 (1.9)	406	86.8 (2.1)	420	82.5 (1.9)	388	80.0 (1.9)
인천	272	82.6 (2.3)	383	85.2 (2.1)	506	84.6 (2.1)	508	79.5 (2.2)	505	81.1 (2.0)	419	82.6 (2.8)	365	82.2 (2.0)	319	80.9 (2.7)
광주	173	89.0 (2.1)	277	90.2 (1.5)	437	82.5 (2.2)	342	82.9 (2.5)	336	78.8 (3.1)	303	82.8 (3.2)	309	82.4 (1.9)	294	81.0 (2.5)
대전	189	85.3 (2.2)	301	84.7 (1.8)	447	82.4 (1.7)	353	82.9 (2.7)	361	80.8 (1.8)	315	77.8 (2.8)	250	76.2 (3.1)	239	80.9 (2.1)
울산	180	79.4 (2.8)	251	90.8 (1.7)	350	84.5 (2.2)	408	79.8 (1.7)	378	80.6 (2.2)	388	82.5 (1.7)	208	78.9 (2.8)	207	77.1 (3.8)
경기	410	83.2 (2.3)	590	84.9 (1.3)	883	85.0 (1.4)	945	81.4 (1.1)	809	80.9 (1.8)	812	80.8 (1.6)	1,269	80.9 (1.3)	1,198	79.9 (1.3)
강원	196	82.9 (5.3)	314	88.9 (1.9)	303	81.5 (3.8)	365	82.6 (3.1)	339	78.7 (2.3)	337	84.1 (1.6)	219	82.7 (3.2)	251	80.7 (3.6)
충북	186	84.6 (3.3)	218	86.4 (3.5)	397	82.8 (2.3)	396	80.3 (2.6)	416	77.0 (3.0)	360	83.5 (2.0)	297	80.0 (2.4)	273	74.9 (4.3)
충남	157	81.3 (4.4)	314	84.9 (2.2)	404	82.0 (2.8)	396	83.7 (1.9)	339	81.3 (2.5)	383	82.7 (2.4)	313	82.3 (2.4)	311	87.2 (2.4)
전북	161	82.0 (4.2)	245	88.3 (2.3)	368	84.0 (2.4)	429	77.8 (3.9)	394	79.2 (2.7)	387	80.7 (2.8)	295	78.0 (5.2)	280	82.2 (2.8)
전남	179	86.8 (3.0)	251	85.1 (3.4)	380	83.8 (1.8)	362	80.5 (1.7)	309	77.1 (3.3)	330	79.2 (4.0)	262	74.2 (3.5)	216	82.7 (2.7)
경북	295	81.2 (2.2)	394	87.6 (1.2)	561	89.4 (1.1)	369	81.0 (3.4)	318	77.5 (3.5)	324	84.5 (2.2)	322	79.6 (2.0)	341	82.0 (2.8)
경남	243	84.9 (3.7)	337	86.2 (2.6)	481	85.8 (1.7)	440	76.3 (2.6)	458	77.4 (2.1)	426	83.7 (1.8)	449	83.5 (2.4)	475	83.6 (1.8)
제주	118	84.3 (3.4)	155	80.5 (2.5)	203	78.4 (3.1)	260	84.2 (2.3)	224	78.0 (3.1)	209	75.9 (4.2)	146	81.7 (5.1)	189	80.9 (3.5)
 <b>여학생</b>																
전 체	2,052	83.1 (1.0)	2,621	86.9 (0.8)	3,301	83.9 (0.7)	3,383	82.2 (0.8)	2,938	81.3 (0.9)	2,717	79.6 (1.1)	2,713	81.4 (0.8)	2,223	80.2 (0.9)
<b>학 년</b>																
중1	193	67.1 (4.3)	178	62.6 (4.0)	321	64.6 (3.2)	299	61.1 (3.5)	250	51.6 (3.8)	213	55.0 (5.1)	194	54.4 (3.7)	138	61.6 (4.7)
중2	256	69.2 (3.6)	264	80.0 (2.6)	407	76.0 (2.3)	396	66.9 (3.3)	334	70.9 (2.8)	346	68.2 (2.9)	324	68.5 (2.7)	266	63.9 (3.1)
중3	349	79.4 (3.1)	374	78.6 (2.5)	523	81.2 (2.1)	465	79.8 (2.3)	378	77.4 (2.7)	421	75.5 (2.5)	386	75.2 (2.5)	355	76.6 (2.2)
고1	579	87.9 (1.5)	548	91.2 (1.4)	660	84.7 (1.8)	699	85.4 (1.9)	568	82.9 (1.7)	546	82.4 (1.7)	581	85.2 (1.4)	440	81.5 (1.9)
고2	675	92.2 (1.2)	638	89.8 (1.4)	633	88.1 (1.4)	787	88.4 (1.2)	696	87.6 (1.6)	599	85.2 (1.5)	604	88.4 (1.3)	530	85.0 (1.7)
고3	-	- -	619	94.9 (0.9)	757	93.7 (1.0)	737	90.9 (1.2)	712	92.5 (1.0)	592	90.7 (1.3)	624	90.7 (1.1)	494	89.9 (1.5)
<b>학교급</b>																
중학교	798	72.9 (1.9)	816	75.6 (1.7)	1,251	75.4 (1.4)	1,160	70.6 (1.9)	962	68.4 (1.9)	980	68.6 (2.2)	904	68.3 (1.7)	759	69.7 (1.6)
고등학교	1,254	90.2 (1.0)	1,805	92.0 (0.6)	2,050	89.1 (0.7)	2,223	88.2 (0.8)	1,976	88.0 (0.8)	1,737	86.1 (0.9)	1,809	88.1 (0.8)	1,464	85.6 (0.9)
일 반 계 고	494	90.2 (1.7)	755	90.7 (1.2)	873	89.8 (1.1)	1,025	88.1 (1.0)	1,077	87.5 (1.1)	906	85.9 (1.3)	808	88.2 (1.1)	868	85.3 (1.3)
특성화계고	760	90.2 (1.2)	1,050	92.9 (0.6)	1,177	88.4 (0.9)	1,198	88.2 (1.2)	899	88.5 (1.1)	831	86.4 (1.1)	1,001	88.1 (1.0)	596	86.0 (1.2)
<b>지 역</b>																
서울	244	84.0 (2.8)	309	85.8 (2.1)	413	83.0 (2.0)	373	81.9 (2.3)	351	81.7 (2.7)	347	78.8 (2.8)	410	84.1 (1.9)	417	80.9 (1.7)
부산	142	80.8 (4.2)	185	89.8 (2.2)	253	86.8 (2.0)	260	81.7 (2.4)	218	86.4 (2.6)	191	82.7 (2.4)	149	81.1 (3.4)	121	85.3 (3.4)
대구	142	91.4 (2.6)	188	90.1 (2.9)	233	84.5 (3.0)	207	79.5 (2.4)	146	85.7 (3.3)	154	85.2 (2.5)	123	83.7 (3.4)	102	82.7 (4.2)
인천	134	81.0 (3.2)	193	85.4 (2.5)	237	80.0 (2.9)	226	78.5 (2.4)	188	79.3 (3.7)	168	76.4 (4.1)	137	79.2 (4.0)	116	79.3 (3.1)
광주	86	81.0 (4.1)	112	89.7 (2.4)	151	84.2 (2.3)	121	82.4 (3.0)	130	80.4 (2.7)	108	84.4 (2.9)	102	77.3 (2.9)	89	82.9 (3.3)
대전	106	87.8 (2.9)	122	88.1 (2.9)	147	81.3 (2.9)	160	82.1 (3.4)	164	83.2 (3.0)	104	91.2 (1.8)	115	79.8 (4.1)	90	84.4 (3.3)
울산	96	84.1 (2.9)	136	89.2 (2.2)	166	85.1 (2.0)	138	81.0 (2.1)	142	75.3 (2.8)	85	79.3 (2.9)	121	79.0 (3.3)	67	85.2 (4.0)
경기	299	81.5 (2.3)	344	86.1 (1.9)	375	85.3 (1.6)	424	86.2 (1.8)	337	81.1 (2.3)	340	79.3 (3.1)	577	80.9 (1.7)	482	79.5 (1.8)
강원	123	82.6 (4.5)	151	86.8 (2.4)	154	80.7 (3.0)	118	77.5 (3.7)	135	76.3 (3.0)	148	79.8 (3.0)	96	83.4 (3.8)	110	77.7 (3.4)
충북	94	70.8 (4.8)	124	88.3 (2.8)	194	80.2 (3.6)	188	76.8 (2.8)	149	85.2 (3.8)	138	74.6 (4.6)	149	78.8 (4.2)	76	74.4 (4.7)
충남	104	78.2 (8.1)	149	83.3 (3.1)	174	87.3 (3.1)	161	78.1 (2.7)	132	80.3 (2.9)	138	78.8 (4.0)	89	85.2 (3.6)	92	73.9 (5.7)
전북	118	83.4 (4.1)	125	83.5 (3.0)	160	84.3 (3.8)	160	78.7 (5.6)	165	78.4 (4.0)	148	78.1 (4.7)	111	72.9 (5.2)	79	78.2 (4.8)
전남	83	79.3 (4.8)	83	89.4 (3.1)	137	82.0 (3.5)	189	76.6 (4.6)	163	79.1 (3.5)	150	81.6 (3.5)	141	81.8 (2.7)	120	85.1 (1.9)
경북	95	88.3 (3.5)	117	92.6 (2.2)	156	83.1 (3.4)	285	81.2 (3.5)	210	82.2 (3.4)	224	78.5 (4.4)	167	80.7 (4.6)	90	77.6 (4.1)
경남	139	89.3 (2.9)	179	83.8 (3.4)	221	84.8 (3.5)	265	86.1 (2.5)	239	81.1 (2.8)	208	76.9 (4.0)	149	82.6 (3.7)	125	76.3 (5.9)
제주	47	84.6 (4.7)	104	91.0 (2.0)	130	79.2 (3.4)	108	82.9 (3.8)	69	79.6 (4.3)	66	73.4 (3.5)	77	86.5 (4.0)	47	83.1 (7.4)



결과표14. 현재 흡연자의 담배 구매 용이성

(단위: %)


구 분	'05		'06		'07		'08		'09		'10		'11		'12	
	N	분율(표준오차)	N	분율(표준오차)	N	분율(표준오차)	N	분율(표준오차)	N	분율(표준오차)	N	분율(표준오차)	N	분율(표준오차)	N	분율(표준오차)
<b>전 체</b>																
전 체	6,932	57.7 (0.9)	9,018	66.3 (0.7)	10,038	65.0 (0.7)	9,645	67.5 (0.6)	9,733	64.8 (0.7)	8,937	65.7 (0.7)	8,988	65.2 (0.7)	8,362	64.0 (0.6)
<b>학 년</b>																
중1	676	27.4 (2.5)	625	30.3 (2.2)	750	28.5 (2.0)	706	31.3 (2.1)	624	28.8 (2.3)	615	30.0 (2.0)	545	31.4 (2.1)	424	32.2 (2.6)
중2	972	35.1 (1.9)	925	45.6 (1.9)	1,158	45.6 (1.7)	1,096	48.8 (2.1)	1,148	40.8 (1.7)	1,085	46.4 (1.6)	1,073	41.6 (1.6)	846	38.4 (1.7)
중3	1,192	52.3 (1.9)	1,221	56.0 (1.6)	1,567	58.4 (1.8)	1,382	56.7 (1.6)	1,478	54.7 (1.4)	1,328	55.0 (1.9)	1,399	54.4 (1.5)	1,364	52.1 (1.5)
고1	1,927	68.0 (1.3)	1,895	70.1 (1.2)	2,098	67.6 (1.4)	2,099	72.3 (1.2)	2,082	67.3 (1.4)	1,793	67.2 (1.1)	1,997	67.4 (1.2)	1,802	65.1 (1.2)
고2	2,165	74.0 (1.0)	2,191	74.8 (1.2)	2,207	74.6 (1.2)	2,201	75.6 (1.1)	2,255	73.5 (1.2)	2,025	75.1 (1.1)	1,995	76.3 (1.1)	1,954	72.5 (1.0)
고3	-	-	2,161	80.9 (1.1)	2,258	81.4 (1.0)	2,161	82.2 (1.0)	2,146	81.8 (1.0)	2,091	81.6 (1.0)	1,979	80.2 (1.0)	1,972	79.3 (1.1)
<b>학교급</b>																
중학교	2,840	39.9 (1.3)	2,771	47.1 (1.1)	3,475	47.7 (1.1)	3,184	48.4 (1.1)	3,250	45.0 (1.0)	3,028	46.9 (1.1)	3,017	45.7 (1.1)	2,634	44.6 (1.0)
고등학교	4,092	71.2 (0.9)	6,247	75.5 (0.6)	6,563	74.7 (0.6)	6,461	76.7 (0.6)	6,483	74.4 (0.7)	5,909	75.1 (0.6)	5,971	74.7 (0.7)	5,728	72.7 (0.6)
일반계고	1,932	68.2 (1.3)	3,025	72.6 (0.9)	3,287	73.0 (0.9)	3,698	75.9 (1.0)	3,828	74.1 (0.8)	3,370	73.8 (0.9)	3,322	74.4 (0.9)	3,449	72.6 (0.7)
특성화계고	2,160	74.0 (1.2)	3,222	78.3 (0.9)	3,276	76.5 (0.8)	2,763	77.6 (0.7)	2,655	74.9 (1.2)	2,539	76.6 (0.9)	2,649	75.1 (1.2)	2,279	72.7 (1.0)
<b>지 역</b>																
서울	816	58.4 (2.1)	1,009	64.2 (1.5)	1,107	63.3 (1.4)	1,004	68.2 (1.6)	1,012	67.6 (1.6)	956	67.4 (1.6)	1,215	68.3 (1.7)	1,092	66.9 (1.7)
부산	434	59.3 (3.0)	597	70.4 (1.7)	658	68.3 (2.1)	590	70.8 (2.2)	634	73.2 (2.3)	579	71.2 (1.9)	559	65.3 (2.6)	478	64.3 (2.0)
대구	442	64.6 (2.5)	595	71.6 (1.8)	601	67.5 (2.0)	594	70.0 (1.9)	573	68.3 (2.5)	503	71.1 (2.2)	504	70.4 (2.3)	468	69.0 (1.9)
인천	489	56.7 (2.2)	664	64.7 (2.3)	691	65.0 (2.4)	658	69.7 (2.3)	696	67.1 (1.8)	594	63.3 (2.5)	514	60.8 (3.0)	458	60.3 (2.8)
광주	340	53.9 (3.3)	431	72.6 (2.2)	524	66.8 (2.4)	407	65.2 (4.1)	433	66.0 (4.3)	399	61.5 (4.9)	388	68.6 (2.3)	377	66.1 (2.8)
대전	344	61.7 (2.2)	464	69.3 (1.8)	507	66.3 (1.6)	439	71.7 (1.2)	487	66.6 (2.0)	394	69.0 (2.3)	361	65.5 (2.3)	337	64.3 (3.4)
울산	322	51.8 (2.8)	446	68.5 (3.5)	485	67.4 (2.7)	510	65.7 (2.0)	559	62.2 (2.1)	498	64.5 (2.1)	334	61.8 (3.1)	269	65.6 (2.6)
경기	907	56.2 (2.4)	1,125	62.3 (1.6)	1,243	62.8 (2.1)	1,266	66.3 (1.6)	1,226	61.6 (2.1)	1,100	65.3 (1.7)	1,853	64.0 (1.6)	1,712	62.5 (1.2)
강원	383	62.2 (3.3)	546	72.5 (2.1)	460	63.9 (3.7)	483	65.4 (2.8)	516	57.6 (2.9)	561	62.7 (2.1)	375	59.7 (3.8)	387	57.8 (4.1)
충북	355	57.1 (4.4)	410	67.7 (3.2)	561	63.6 (2.4)	571	62.4 (2.2)	612	61.6 (3.5)	510	63.7 (3.2)	452	63.0 (2.6)	364	60.9 (3.1)
충남	339	52.4 (4.2)	529	65.3 (3.3)	588	65.4 (2.3)	559	66.9 (2.5)	522	60.9 (3.2)	533	65.7 (2.9)	422	63.7 (3.2)	421	61.7 (3.2)
전북	333	55.9 (3.3)	427	65.4 (4.2)	568	60.1 (3.6)	564	64.9 (2.7)	573	63.7 (2.5)	521	64.3 (3.8)	392	61.6 (4.0)	386	60.4 (4.0)
전남	326	56.8 (3.5)	376	65.3 (4.2)	455	65.0 (2.5)	462	68.6 (1.7)	430	64.0 (3.8)	447	62.7 (3.4)	385	61.3 (2.2)	343	63.2 (3.1)
경북	436	59.2 (3.0)	561	71.3 (2.3)	690	69.1 (2.6)	586	66.0 (2.2)	497	62.8 (3.1)	505	61.6 (3.4)	461	68.1 (2.7)	420	71.2 (2.9)
경남	456	58.6 (3.5)	555	68.4 (3.7)	599	70.9 (1.6)	629	67.9 (3.0)	676	66.2 (2.1)	597	65.4 (2.6)	571	66.7 (3.8)	603	64.9 (2.2)
제주	210	54.6 (3.2)	283	62.2 (2.3)	301	61.0 (1.8)	323	68.9 (2.3)	287	62.8 (4.3)	240	61.9 (6.1)	202	72.5 (2.9)	247	63.5 (4.4)
<b>남학생</b>																
전 체	4,438	59.2 (1.1)	5,980	67.6 (0.8)	6,965	66.8 (0.8)	6,637	68.4 (0.7)	6,974	65.5 (0.8)	6,482	66.4 (0.8)	6,351	66.7 (0.8)	6,248	64.9 (0.8)
<b>학 년</b>																
중1	412	23.7 (2.3)	367	29.3 (2.9)	469	25.6 (2.4)	472	28.6 (2.2)	421	24.8 (2.3)	413	26.7 (2.4)	356	32.1 (2.7)	276	30.4 (3.0)
중2	599	37.0 (2.5)	593	43.4 (2.2)	787	46.3 (2.2)	749	49.4 (2.1)	820	39.7 (2.1)	765	44.4 (2.0)	730	41.0 (2.0)	584	37.8 (2.0)
중3	769	53.6 (2.2)	796	57.7 (2.0)	1,060	59.2 (2.0)	990	56.1 (1.8)	1,113	54.0 (1.6)	978	53.3 (2.2)	1,025	55.2 (1.7)	1,022	50.2 (1.7)
고1	1,254	69.8 (1.6)	1,246	70.0 (1.4)	1,473	69.0 (1.6)	1,450	72.7 (1.3)	1,534	68.5 (1.5)	1,282	67.9 (1.5)	1,425	68.0 (1.4)	1,378	66.8 (1.2)
고2	1,404	75.7 (1.3)	1,474	77.6 (1.4)	1,610	77.2 (1.1)	1,456	77.5 (1.2)	1,590	75.1 (1.2)	1,472	76.9 (1.3)	1,389	78.6 (1.3)	1,464	73.1 (1.2)
고3	-	-	1,504	81.7 (1.2)	1,566	83.3 (1.1)	1,520	83.7 (1.1)	1,496	82.7 (1.1)	1,572	82.4 (1.2)	1,426	81.3 (1.0)	1,524	80.6 (1.1)
<b>학교급</b>																
중학교	1,780	40.5 (1.6)	1,756	47.5 (1.4)	2,316	48.3 (1.3)	2,211	48.1 (1.2)	2,354	44.1 (1.2)	2,156	45.1 (1.3)	2,111	46.4 (1.3)	1,882	43.5 (1.2)
고등학교	2,658	72.9 (1.0)	4,224	76.9 (0.7)	4,649	76.5 (0.7)	4,426	78.0 (0.7)	4,620	75.6 (0.7)	4,326	76.3 (0.8)	4,240	76.2 (0.8)	4,366	73.9 (0.7)
일반계고	1,374	69.9 (1.3)	2,201	74.2 (1.0)	2,568	75.0 (1.0)	2,833	77.2 (1.0)	2,883	74.9 (0.9)	2,633	74.6 (1.1)	2,647	75.3 (1.0)	2,707	73.6 (0.9)
특성화계고	1,284	76.2 (1.7)	2,023	80.0 (1.0)	2,081	78.6 (1.1)	1,593	79.0 (1.0)	1,737	76.7 (1.0)	1,693	78.9 (1.1)	1,593	77.6 (1.5)	1,659	74.3 (1.2)

※ 현재 흡연자 중에서 최근 30일 동안 편의점이나 가게 등에서 담배를 사려고 했을 때 '많이 노력', '조금만 노력' 또는 '노력 없이도 쉽게' 살 수 있었던 사람의 비율



(계속: 현재 출연자의 담배 구매 용이성)

(단위: %)

구 분	'05		'06		'07		'08		'09		'10		'11		'12		
	N	분율(표준오차)	N	분율(표준오차)	N	분율(표준오차)	N	분율(표준오차)	N	분율(표준오차)	N	분율(표준오차)	N	분율(표준오차)	N	분율(표준오차)	
지 역																	
서울	503	62.4 (2.3)	636	65.2 (2.0)	712	65.8 (1.8)	661	69.7 (2.0)	699	67.8 (1.9)	673	68.4 (2.0)	829	70.1 (1.9)	726	68.1 (2.0)	
부산	273	61.3 (3.6)	402	67.8 (2.4)	444	66.1 (2.7)	396	70.9 (2.7)	464	73.5 (2.5)	445	71.3 (2.3)	427	66.4 (3.1)	382	62.8 (1.9)	
대구	288	65.0 (3.3)	393	72.9 (2.4)	407	68.3 (2.4)	426	71.2 (2.4)	433	70.6 (3.2)	382	70.1 (2.5)	388	70.8 (2.7)	379	69.1 (2.2)	
인천	311	60.6 (2.8)	443	67.3 (2.7)	459	70.5 (2.9)	464	70.3 (3.0)	516	67.8 (2.4)	417	66.3 (3.1)	369	63.1 (3.3)	347	62.3 (3.3)	
광주	244	56.6 (3.8)	308	72.9 (2.6)	406	67.5 (3.0)	300	67.2 (4.8)	327	66.6 (5.7)	301	63.8 (5.3)	300	70.0 (2.4)	295	65.0 (3.3)	
대전	220	60.4 (3.3)	334	69.7 (2.5)	387	67.2 (2.4)	298	73.5 (1.9)	335	66.0 (2.5)	303	67.5 (3.2)	238	67.7 (2.9)	243	68.0 (4.4)	
울산	218	50.2 (3.6)	284	70.6 (4.7)	323	68.7 (3.5)	391	66.2 (2.6)	423	62.0 (2.5)	405	66.8 (2.5)	217	60.0 (4.1)	203	64.7 (3.6)	
경기	527	54.5 (3.4)	708	62.8 (1.9)	858	65.4 (2.4)	871	66.3 (1.6)	856	63.0 (2.2)	793	64.7 (2.1)	1,281	65.8 (1.8)	1,233	63.2 (1.4)	
강원	243	65.7 (3.8)	348	76.3 (2.6)	308	66.6 (3.7)	365	66.6 (3.8)	381	58.9 (3.6)	398	64.0 (2.4)	258	62.6 (4.8)	264	56.5 (5.2)	
충북	234	61.4 (5.0)	249	71.1 (4.5)	391	63.2 (3.5)	391	63.7 (3.0)	450	61.6 (4.4)	392	64.2 (3.6)	301	64.9 (2.9)	291	59.9 (4.1)	
충남	211	52.6 (4.4)	352	70.5 (2.8)	390	66.7 (2.5)	393	71.3 (2.7)	402	61.8 (3.7)	385	69.0 (3.6)	326	64.9 (3.2)	325	67.1 (3.9)	
전북	187	57.4 (5.3)	287	68.8 (4.4)	405	59.7 (4.8)	403	68.1 (3.9)	417	65.4 (3.0)	391	65.4 (4.2)	291	63.5 (4.9)	301	63.3 (4.2)	
전남	225	60.8 (4.4)	267	67.3 (3.1)	335	66.0 (3.4)	314	70.9 (2.1)	293	67.5 (4.2)	313	63.0 (5.0)	258	60.3 (2.5)	232	62.8 (4.7)	
경북	326	61.7 (3.3)	433	71.9 (2.4)	540	72.4 (3.4)	337	63.5 (3.1)	309	60.0 (4.0)	320	60.8 (4.8)	309	70.1 (3.1)	338	74.3 (3.4)	
경남	282	60.2 (4.0)	363	70.9 (4.4)	408	72.9 (2.3)	394	68.4 (3.6)	461	65.3 (2.4)	393	67.4 (2.6)	423	69.2 (4.2)	483	65.8 (2.5)	
제주	146	56.6 (4.0)	173	57.2 (2.5)	192	62.0 (2.7)	233	72.0 (3.6)	208	64.5 (5.7)	171	63.1 (7.7)	136	70.8 (3.6)	206	61.1 (5.0)	
 여학생																	
전 체	2,494	55.0 (1.4)	3,038	63.6 (1.2)	3,073	60.8 (1.2)	3,008	65.2 (1.2)	2,759	63.1 (1.3)	2,455	64.0 (1.3)	2,637	60.6 (1.1)	2,114	61.1 (1.1)	
학 년																	
중1	264	32.9 (4.9)	258	31.8 (3.1)	281	32.8 (3.2)	234	36.3 (4.4)	203	36.1 (4.1)	202	36.4 (3.5)	189	30.1 (3.6)	148	35.7 (4.7)	
중2	373	31.9 (2.8)	332	49.7 (3.1)	371	44.2 (2.8)	347	47.7 (4.1)	328	43.1 (2.6)	320	51.0 (3.2)	343	43.0 (3.0)	262	39.8 (3.0)	
중3	423	49.9 (3.2)	425	52.6 (2.7)	507	56.5 (3.3)	392	58.2 (2.9)	365	56.9 (3.1)	350	59.0 (3.1)	374	52.1 (3.0)	342	57.4 (2.8)	
고1	673	64.5 (2.2)	649	70.2 (2.7)	625	64.0 (2.5)	649	71.4 (2.9)	548	64.0 (2.8)	511	65.5 (2.3)	572	65.9 (2.1)	424	59.6 (2.8)	
고2	761	71.1 (2.0)	717	68.9 (2.1)	597	68.0 (2.7)	745	71.4 (1.8)	665	68.8 (2.3)	553	70.4 (2.3)	606	68.7 (2.0)	490	70.9 (1.9)	
고3	-	-	-	657	79.2 (2.1)	692	77.2 (2.2)	641	78.3 (1.9)	650	79.4 (2.3)	519	79.0 (2.0)	553	76.3 (1.9)	448	74.8 (2.2)
학교급																	
중학교	1,060	38.9 (1.9)	1,015	46.4 (1.9)	1,159	46.4 (1.9)	973	49.0 (2.1)	896	47.0 (1.9)	872	51.0 (2.1)	906	44.0 (1.9)	752	47.4 (1.9)	
고등학교	1,434	68.0 (1.6)	2,023	72.6 (1.2)	1,914	70.1 (1.2)	2,035	73.5 (1.3)	1,863	71.3 (1.5)	1,583	71.5 (1.4)	1,731	70.1 (1.2)	1,362	68.7 (1.2)	
일 반 계 고	558	63.8 (2.8)	824	68.4 (2.0)	719	66.5 (2.1)	865	71.5 (2.5)	945	71.4 (1.6)	737	71.0 (2.2)	675	70.9 (2.0)	742	68.7 (1.5)	
특성화계고	876	70.8 (2.0)	1,199	75.6 (1.6)	1,195	72.6 (1.4)	1,170	75.1 (1.3)	918	71.2 (2.5)	846	72.0 (1.8)	1,056	69.4 (1.3)	620	68.7 (1.9)	
지 역																	
서울	313	51.5 (3.2)	373	62.5 (2.9)	395	58.7 (2.6)	343	65.1 (2.8)	313	67.3 (3.2)	283	65.4 (3.4)	386	63.4 (2.8)	366	63.6 (2.7)	
부산	161	55.4 (4.8)	195	75.0 (2.6)	214	72.5 (4.1)	194	70.8 (3.0)	170	72.2 (3.7)	134	71.2 (3.4)	132	61.4 (4.3)	96	69.3 (5.2)	
대구	154	63.7 (4.8)	202	68.7 (3.9)	194	65.3 (3.4)	168	66.5 (2.7)	140	60.3 (2.8)	121	74.5 (3.6)	116	68.9 (4.1)	89	68.5 (4.5)	
인천	178	49.9 (5.7)	221	59.3 (3.9)	232	53.3 (3.9)	194	68.2 (4.3)	180	65.3 (4.8)	177	55.6 (3.8)	145	53.6 (4.5)	111	54.2 (4.4)	
광주	96	47.1 (4.9)	123	71.7 (3.6)	118	64.6 (3.3)	107	60.1 (2.7)	106	64.4 (3.7)	98	54.3 (5.3)	88	63.3 (4.8)	82	69.7 (6.1)	
대전	124	63.5 (3.6)	130	68.5 (2.6)	120	64.0 (4.2)	141	67.1 (3.0)	152	68.0 (3.6)	91	73.5 (4.3)	123	60.2 (4.6)	94	56.2 (3.0)	
울산	104	56.5 (4.2)	162	63.7 (3.0)	162	64.0 (3.4)	119	64.3 (2.7)	136	62.7 (4.8)	93	58.4 (3.3)	117	66.5 (3.8)	66	68.0 (5.5)	
경기	380	58.9 (3.1)	417	61.4 (2.8)	385	57.4 (3.3)	395	66.2 (3.2)	370	58.7 (3.7)	307	66.8 (2.9)	572	59.5 (2.4)	479	60.2 (2.4)	
강원	140	57.1 (6.4)	198	66.9 (4.9)	152	58.7 (5.9)	118	61.9 (2.9)	135	53.9 (3.6)	163	59.4 (4.7)	117	52.4 (2.9)	123	60.1 (4.0)	
충북	121	47.6 (5.7)	161	61.1 (3.6)	170	64.7 (4.0)	180	59.6 (4.3)	162	61.7 (4.2)	118	61.7 (6.0)	151	57.0 (4.8)	73	64.4 (5.0)	
충남	128	52.0 (9.2)	177	54.7 (6.8)	198	62.4 (5.3)	166	54.0 (4.5)	120	57.8 (3.2)	148	56.1 (4.4)	96	59.4 (6.2)	96	43.5 (5.5)	
전북	146	53.5 (4.9)	140	56.8 (3.5)	163	61.0 (4.6)	161	57.5 (7.5)	156	59.5 (4.9)	130	61.6 (6.1)	101	55.1 (4.4)	85	48.4 (5.7)	
전남	101	45.5 (4.6)	109	60.9 (9.2)	120	61.9 (4.5)	148	62.5 (4.2)	137	54.6 (4.3)	134	62.1 (3.9)	127	64.9 (4.2)	111	64.1 (5.9)	
경북	110	52.5 (3.6)	128	69.9 (5.2)	150	60.3 (3.9)	249	72.5 (3.6)	188	70.3 (5.0)	185	63.7 (6.2)	152	61.8 (4.7)	82	58.9 (4.7)	
경남	174	55.9 (5.4)	192	63.0 (5.5)	191	66.0 (4.3)	235	66.5 (3.2)	215	69.0 (3.4)	204	60.4 (6.3)	148	57.6 (6.0)	120	60.5 (5.5)	
제주	64	51.2 (5.0)	110	70.6 (4.4)	109	58.5 (4.1)	90	62.4 (4.2)	79	58.5 (2.7)	69	58.9 (4.8)	66	76.6 (8.3)	41	70.7 (5.3)	



결과표15. 연간 흡연예방 교육 경험률

(단위: %)

구 분	'05			'06			'07			'08			'09			'10			'11			'12		
	N	분율(표준오차)		N	분율(표준오차)		N	분율(표준오차)		N	분율(표준오차)		N	분율(표준오차)		N	분율(표준오차)		N	분율(표준오차)		N	분율(표준오차)	
<b>전 체</b>																								
전 체	-	-	-	-	-	-	-	-	-	-	-	-	-	-	-	73,238	56.2 (0.5)		75,643	54.1 (0.5)		74,186	61.4 (0.5)	
<b>학 년</b>																								
중1	-	-	-	-	-	-	-	-	-	-	-	-	-	-	-	12,468	67.7 (1.0)		12,728	64.0 (0.8)		12,362	67.5 (0.8)	
중2	-	-	-	-	-	-	-	-	-	-	-	-	-	-	-	12,499	64.4 (0.8)		12,903	63.2 (0.8)		12,384	68.9 (0.8)	
중3	-	-	-	-	-	-	-	-	-	-	-	-	-	-	-	12,603	62.3 (0.8)		12,843	60.6 (0.9)		12,551	68.5 (0.8)	
고1	-	-	-	-	-	-	-	-	-	-	-	-	-	-	-	12,021	56.5 (1.0)		12,569	54.0 (0.9)		12,451	59.8 (0.9)	
고2	-	-	-	-	-	-	-	-	-	-	-	-	-	-	-	12,124	51.0 (1.0)		12,508	48.4 (0.9)		12,315	59.2 (1.0)	
고3	-	-	-	-	-	-	-	-	-	-	-	-	-	-	-	11,523	35.2 (0.9)		12,092	34.3 (0.9)		12,123	45.3 (0.9)	
<b>학교급</b>																								
중학교	-	-	-	-	-	-	-	-	-	-	-	-	-	-	-	37,570	64.8 (0.6)		38,474	62.6 (0.6)		37,297	68.3 (0.6)	
고등학교	-	-	-	-	-	-	-	-	-	-	-	-	-	-	-	35,668	47.6 (0.7)		37,169	45.7 (0.7)		36,889	54.8 (0.8)	
일반계고	-	-	-	-	-	-	-	-	-	-	-	-	-	-	-	26,845	45.8 (0.9)		27,278	43.3 (0.8)		28,443	53.2 (0.9)	
특성화계고	-	-	-	-	-	-	-	-	-	-	-	-	-	-	-	8,823	53.5 (1.3)		9,891	53.5 (1.1)		8,446	60.1 (1.4)	
<b>지 역</b>																								
서울	-	-	-	-	-	-	-	-	-	-	-	-	-	-	-	7,848	53.1 (1.2)		11,355	56.1 (1.1)		11,373	62.1 (1.0)	
부산	-	-	-	-	-	-	-	-	-	-	-	-	-	-	-	5,303	54.8 (1.7)		5,157	52.7 (1.8)		4,939	57.3 (1.7)	
대구	-	-	-	-	-	-	-	-	-	-	-	-	-	-	-	5,030	56.8 (1.9)		4,439	54.4 (2.0)		4,312	60.5 (1.6)	
인천	-	-	-	-	-	-	-	-	-	-	-	-	-	-	-	5,008	59.3 (1.4)		4,516	52.0 (1.5)		4,302	59.3 (1.7)	
광주	-	-	-	-	-	-	-	-	-	-	-	-	-	-	-	4,024	54.8 (1.8)		3,309	56.5 (1.9)		3,149	64.9 (2.6)	
대전	-	-	-	-	-	-	-	-	-	-	-	-	-	-	-	3,874	52.7 (1.8)		3,003	52.8 (1.8)		2,975	61.9 (2.6)	
울산	-	-	-	-	-	-	-	-	-	-	-	-	-	-	-	3,478	57.3 (1.9)		2,913	53.5 (2.3)		2,518	59.9 (2.5)	
경기	-	-	-	-	-	-	-	-	-	-	-	-	-	-	-	9,044	55.2 (1.3)		14,427	53.7 (1.0)		15,658	61.4 (1.1)	
강원	-	-	-	-	-	-	-	-	-	-	-	-	-	-	-	3,447	59.4 (1.8)		2,722	51.1 (2.0)		2,486	61.0 (2.3)	
충북	-	-	-	-	-	-	-	-	-	-	-	-	-	-	-	3,500	59.2 (2.2)		2,973	52.2 (2.3)		2,753	62.1 (3.6)	
충남	-	-	-	-	-	-	-	-	-	-	-	-	-	-	-	3,869	59.3 (2.7)		3,457	49.3 (2.0)		3,264	59.2 (2.2)	
전북	-	-	-	-	-	-	-	-	-	-	-	-	-	-	-	3,778	57.6 (2.8)		3,382	45.6 (1.7)		3,133	61.2 (2.5)	
전남	-	-	-	-	-	-	-	-	-	-	-	-	-	-	-	3,381	65.3 (2.8)		3,434	62.1 (3.1)		2,906	64.9 (3.7)	
경북	-	-	-	-	-	-	-	-	-	-	-	-	-	-	-	4,515	56.4 (2.1)		4,028	55.5 (2.5)		3,755	57.6 (2.9)	
경남	-	-	-	-	-	-	-	-	-	-	-	-	-	-	-	4,810	58.6 (2.2)		4,733	57.3 (2.4)		4,920	67.0 (2.2)	
제주	-	-	-	-	-	-	-	-	-	-	-	-	-	-	-	2,329	53.5 (2.9)		1,795	51.1 (3.1)		1,743	59.6 (2.8)	
<b>남학생</b>																								
전 체	-	-	-	-	-	-	-	-	-	-	-	-	-	-	-	38,391	55.9 (0.7)		37,873	52.7 (0.6)		38,221	60.8 (0.6)	
<b>학 년</b>																								
중1	-	-	-	-	-	-	-	-	-	-	-	-	-	-	-	6,519	66.4 (1.0)		6,548	62.0 (1.1)		6,364	65.3 (0.9)	
중2	-	-	-	-	-	-	-	-	-	-	-	-	-	-	-	6,620	63.1 (1.1)		6,413	60.5 (0.9)		6,394	66.2 (1.0)	
중3	-	-	-	-	-	-	-	-	-	-	-	-	-	-	-	6,817	61.0 (0.9)		6,589	58.7 (1.0)		6,525	64.9 (0.9)	
고1	-	-	-	-	-	-	-	-	-	-	-	-	-	-	-	6,229	57.7 (1.4)		6,386	54.1 (1.0)		6,606	60.7 (1.0)	
고2	-	-	-	-	-	-	-	-	-	-	-	-	-	-	-	6,273	51.2 (1.3)		5,954	47.8 (1.2)		6,221	59.6 (1.2)	
고3	-	-	-	-	-	-	-	-	-	-	-	-	-	-	-	5,933	36.0 (1.3)		5,983	33.8 (1.0)		6,111	48.6 (1.1)	
<b>학교급</b>																								
중학교	-	-	-	-	-	-	-	-	-	-	-	-	-	-	-	19,956	63.4 (0.7)		19,550	60.4 (0.7)		19,283	65.5 (0.7)	
고등학교	-	-	-	-	-	-	-	-	-	-	-	-	-	-	-	18,435	48.4 (1.0)		18,323	45.4 (0.8)		18,938	56.3 (0.8)	
일반계고	-	-	-	-	-	-	-	-	-	-	-	-	-	-	-	14,042	47.3 (1.2)		13,946	43.6 (1.0)		14,458	55.2 (1.0)	
특성화계고	-	-	-	-	-	-	-	-	-	-	-	-	-	-	-	4,393	51.9 (1.4)		4,377	51.2 (1.4)		4,480	60.0 (1.5)	

※ 최근 12개월 동안 학교에서(수업시간, 방송교육, 강당에서의 교육 등 모두 포함) 흡연 예방 및 금연교육을 받은 적이 있는 사람의 분율



(계속: 연간 흡연예방 교육 경험률)

(단위: %)

구 분	'05			'06			'07			'08			'09			'10			'11			'12		
	N	분	율(표준오차)	N	분	율(표준오차)	N	분	율(표준오차)	N	분	율(표준오차)	N	분	율(표준오차)	N	분	율(표준오차)	N	분	율(표준오차)	N	분	율(표준오차)
<b>지 역</b>																								
서울	-	-	-	-	-	-	-	-	-	-	-	-	-	-	-	4,018	53.9	(1.8)	5,428	51.9	(1.4)	5,266	59.7	(1.4)
부산	-	-	-	-	-	-	-	-	-	-	-	-	-	-	-	2,804	57.1	(2.1)	2,781	55.4	(2.1)	2,807	59.8	(1.8)
대구	-	-	-	-	-	-	-	-	-	-	-	-	-	-	-	2,650	55.2	(2.3)	2,391	51.4	(2.3)	2,624	60.1	(1.7)
인천	-	-	-	-	-	-	-	-	-	-	-	-	-	-	-	2,566	58.6	(2.3)	2,183	53.0	(2.6)	2,237	58.5	(2.0)
광주	-	-	-	-	-	-	-	-	-	-	-	-	-	-	-	2,149	57.3	(1.7)	1,714	55.2	(2.2)	1,689	68.8	(2.5)
대전	-	-	-	-	-	-	-	-	-	-	-	-	-	-	-	2,110	53.0	(2.0)	1,554	50.2	(2.5)	1,694	56.8	(2.6)
울산	-	-	-	-	-	-	-	-	-	-	-	-	-	-	-	2,170	54.0	(2.0)	1,453	51.8	(2.8)	1,329	60.2	(2.9)
경기	-	-	-	-	-	-	-	-	-	-	-	-	-	-	-	4,825	53.4	(1.6)	7,226	51.6	(1.2)	7,677	60.3	(1.1)
강원	-	-	-	-	-	-	-	-	-	-	-	-	-	-	-	1,771	59.3	(2.0)	1,360	50.6	(3.6)	1,235	57.8	(2.5)
충북	-	-	-	-	-	-	-	-	-	-	-	-	-	-	-	1,861	61.8	(2.2)	1,396	51.8	(2.7)	1,493	61.8	(3.0)
충남	-	-	-	-	-	-	-	-	-	-	-	-	-	-	-	1,975	61.2	(3.4)	1,792	50.7	(2.7)	1,680	55.7	(3.1)
전북	-	-	-	-	-	-	-	-	-	-	-	-	-	-	-	2,005	56.0	(2.8)	1,638	47.7	(1.8)	1,470	64.1	(3.4)
전남	-	-	-	-	-	-	-	-	-	-	-	-	-	-	-	1,752	67.6	(2.7)	1,623	64.6	(3.2)	1,436	68.9	(2.5)
경북	-	-	-	-	-	-	-	-	-	-	-	-	-	-	-	2,136	55.0	(2.8)	2,010	51.8	(4.2)	2,034	58.3	(2.8)
경남	-	-	-	-	-	-	-	-	-	-	-	-	-	-	-	2,318	56.7	(2.8)	2,419	57.9	(2.7)	2,570	65.8	(2.3)
제주	-	-	-	-	-	-	-	-	-	-	-	-	-	-	-	1,281	50.5	(1.4)	905	49.5	(2.6)	980	60.8	(3.6)
<b>여학생</b>																								
전 체	-	-	-	-	-	-	-	-	-	-	-	-	-	-	-	34,847	56.6	(0.8)	37,770	55.5	(0.7)	35,965	62.1	(0.8)
<b>학 년</b>																								
중1	-	-	-	-	-	-	-	-	-	-	-	-	-	-	-	5,949	69.1	(1.3)	6,180	66.1	(1.1)	5,998	69.8	(1.0)
중2	-	-	-	-	-	-	-	-	-	-	-	-	-	-	-	5,879	65.9	(1.1)	6,490	66.1	(1.0)	5,990	71.9	(1.2)
중3	-	-	-	-	-	-	-	-	-	-	-	-	-	-	-	5,786	63.8	(1.3)	6,254	62.8	(1.2)	6,026	72.3	(1.0)
고1	-	-	-	-	-	-	-	-	-	-	-	-	-	-	-	5,792	55.1	(1.4)	6,183	53.8	(1.5)	5,845	58.8	(1.4)
고2	-	-	-	-	-	-	-	-	-	-	-	-	-	-	-	5,851	50.7	(1.5)	6,554	49.1	(1.3)	6,094	58.8	(1.5)
고3	-	-	-	-	-	-	-	-	-	-	-	-	-	-	-	5,590	34.3	(1.3)	6,109	34.8	(1.3)	6,012	41.5	(1.5)
<b>학교급</b>																								
중학교	-	-	-	-	-	-	-	-	-	-	-	-	-	-	-	17,614	66.2	(0.9)	18,924	65.0	(0.8)	18,014	71.4	(0.8)
고등학교	-	-	-	-	-	-	-	-	-	-	-	-	-	-	-	17,233	46.7	(1.0)	18,846	46.1	(1.0)	17,951	53.1	(1.2)
일반계 고	-	-	-	-	-	-	-	-	-	-	-	-	-	-	-	12,803	44.1	(1.1)	13,332	43.1	(1.2)	13,985	51.0	(1.3)
특성화계 고	-	-	-	-	-	-	-	-	-	-	-	-	-	-	-	4,430	55.4	(1.8)	5,514	56.3	(1.5)	3,966	60.3	(2.3)
<b>지 역</b>																								
서울	-	-	-	-	-	-	-	-	-	-	-	-	-	-	-	3,830	52.1	(1.7)	5,927	60.7	(1.8)	6,107	64.8	(1.6)
부산	-	-	-	-	-	-	-	-	-	-	-	-	-	-	-	2,499	52.1	(2.7)	2,376	49.6	(3.0)	2,132	54.5	(2.9)
대구	-	-	-	-	-	-	-	-	-	-	-	-	-	-	-	2,380	58.8	(2.4)	2,048	57.8	(3.2)	1,688	60.9	(2.7)
인천	-	-	-	-	-	-	-	-	-	-	-	-	-	-	-	2,442	60.1	(2.1)	2,333	51.0	(2.3)	2,065	60.2	(2.9)
광주	-	-	-	-	-	-	-	-	-	-	-	-	-	-	-	1,875	52.2	(3.0)	1,595	58.0	(3.1)	1,460	60.7	(4.2)
대전	-	-	-	-	-	-	-	-	-	-	-	-	-	-	-	1,764	52.4	(3.0)	1,449	55.7	(2.4)	1,281	67.6	(4.3)
울산	-	-	-	-	-	-	-	-	-	-	-	-	-	-	-	1,308	61.3	(2.7)	1,460	55.5	(3.4)	1,189	59.6	(3.9)
경기	-	-	-	-	-	-	-	-	-	-	-	-	-	-	-	4,219	57.1	(1.8)	7,201	55.9	(1.3)	7,981	62.6	(1.5)
강원	-	-	-	-	-	-	-	-	-	-	-	-	-	-	-	1,676	59.4	(2.4)	1,362	51.7	(2.3)	1,251	64.6	(3.5)
충북	-	-	-	-	-	-	-	-	-	-	-	-	-	-	-	1,639	56.3	(3.9)	1,577	52.6	(4.0)	1,260	62.5	(6.3)
충남	-	-	-	-	-	-	-	-	-	-	-	-	-	-	-	1,894	57.2	(3.9)	1,665	47.8	(2.9)	1,584	63.1	(2.5)
전북	-	-	-	-	-	-	-	-	-	-	-	-	-	-	-	1,773	59.4	(5.6)	1,744	43.3	(2.6)	1,663	58.1	(3.9)
전남	-	-	-	-	-	-	-	-	-	-	-	-	-	-	-	1,629	62.8	(3.3)	1,811	59.3	(4.0)	1,470	60.5	(6.0)
경북	-	-	-	-	-	-	-	-	-	-	-	-	-	-	-	2,379	58.0	(2.8)	2,018	59.8	(2.5)	1,721	56.8	(5.5)
경남	-	-	-	-	-	-	-	-	-	-	-	-	-	-	-	2,492	60.9	(3.4)	2,314	56.6	(4.8)	2,350	68.3	(3.7)
제주	-	-	-	-	-	-	-	-	-	-	-	-	-	-	-	1,048	56.8	(6.0)	890	52.7	(5.3)	763	58.4	(5.1)



결과표16. 평생 음주 경험률

(단위: %)

구 분	'05			'06			'07			'08			'09			'10			'11			'12		
	N	분율(표준오차)		N	분율(표준오차)		N	분율(표준오차)		N	분율(표준오차)		N	분율(표준오차)		N	분율(표준오차)		N	분율(표준오차)		N	분율(표준오차)	
<b>전 체</b>																								
전 체	58,218	54.1 (0.4)		71,403	59.7 (0.4)		74,698	58.6 (0.3)		75,238	58.0 (0.3)		75,066	56.1 (0.4)		73,238	54.8 (0.4)		75,643	51.0 (0.3)		74,186	47.0 (0.4)	
<b>학 년</b>																								
중1	12,166	34.6 (0.5)		12,876	38.8 (0.6)		13,035	38.4 (0.6)		13,037	37.3 (0.6)		12,714	36.3 (0.7)		12,468	35.8 (0.6)		12,728	29.0 (0.6)		12,362	25.1 (0.5)	
중2	11,997	43.3 (0.7)		12,383	46.2 (0.6)		12,849	44.8 (0.6)		13,056	46.9 (0.6)		12,868	44.0 (0.5)		12,499	41.5 (0.6)		12,903	36.9 (0.5)		12,384	32.1 (0.5)	
중3	11,383	52.2 (0.6)		12,160	53.2 (0.8)		12,936	53.7 (0.6)		12,850	52.9 (0.6)		12,827	51.0 (0.5)		12,603	49.7 (0.6)		12,843	44.7 (0.6)		12,551	40.2 (0.6)	
고1	11,466	68.6 (0.6)		11,624	68.1 (0.7)		12,809	65.6 (0.6)		12,720	64.9 (0.6)		12,477	62.3 (0.7)		12,021	60.3 (0.7)		12,569	57.2 (0.6)		12,451	51.7 (0.6)	
고2	11,206	78.4 (0.6)		11,450	77.6 (0.6)		11,596	75.0 (0.6)		12,375	72.5 (0.6)		12,427	69.9 (0.7)		12,124	68.8 (0.7)		12,508	67.1 (0.6)		12,315	62.0 (0.7)	
고3	-	-	-	10,910	81.4 (0.7)		11,473	79.9 (0.6)		11,200	76.5 (0.6)		11,753	73.8 (0.6)		11,523	72.6 (0.6)		12,092	70.2 (0.7)		12,123	68.9 (0.6)	
<b>학교급</b>																								
중학교	35,546	43.0 (0.4)		37,419	46.0 (0.5)		38,820	45.7 (0.4)		38,943	45.7 (0.4)		38,409	43.8 (0.4)		37,570	42.4 (0.4)		38,474	37.0 (0.3)		37,297	32.6 (0.4)	
고등학교	22,672	73.4 (0.4)		33,984	75.6 (0.4)		35,878	73.2 (0.4)		36,295	71.0 (0.4)		36,657	68.6 (0.5)		35,668	67.2 (0.5)		37,169	64.7 (0.5)		36,889	60.8 (0.5)	
일반계고	15,798	70.8 (0.5)		23,505	73.0 (0.5)		25,051	70.5 (0.5)		26,808	68.7 (0.5)		27,380	65.9 (0.6)		26,845	64.6 (0.6)		27,278	61.5 (0.6)		28,443	57.7 (0.6)	
특성화계고	6,874	80.1 (0.7)		10,479	82.3 (0.6)		10,827	80.2 (0.5)		9,487	77.8 (0.5)		9,277	77.0 (0.8)		8,823	75.5 (0.7)		9,891	75.5 (0.7)		8,446	71.5 (0.8)	
<b>지 역</b>																								
서울	6,603	55.3 (0.6)		7,855	58.7 (0.8)		8,402	58.3 (0.8)		8,077	57.3 (0.7)		8,207	56.2 (0.8)		7,848	54.2 (0.8)		11,355	49.4 (0.8)		11,373	44.8 (0.9)	
부산	4,295	52.6 (1.0)		5,195	57.9 (1.0)		5,530	56.5 (1.0)		5,501	58.4 (0.7)		5,468	53.7 (1.1)		5,303	53.6 (1.2)		5,157	50.0 (1.0)		4,939	47.0 (1.2)	
대구	4,109	52.0 (1.1)		4,953	60.2 (1.1)		5,163	58.1 (0.9)		5,053	57.9 (1.1)		5,063	54.0 (1.4)		5,030	52.3 (1.2)		4,439	48.4 (1.0)		4,312	45.1 (1.0)	
인천	4,047	52.1 (1.2)		4,879	58.9 (1.2)		5,122	58.8 (1.0)		5,240	57.7 (1.0)		5,126	55.8 (0.9)		5,008	52.7 (1.2)		4,516	49.0 (1.5)		4,302	45.6 (1.6)	
광주	3,076	54.3 (1.0)		3,846	60.5 (1.3)		4,076	59.1 (1.0)		4,011	55.6 (0.9)		4,110	54.1 (1.3)		4,024	50.7 (1.6)		3,309	46.9 (1.3)		3,149	44.4 (1.3)	
대전	2,958	52.4 (1.8)		3,798	58.2 (1.7)		3,870	57.5 (1.3)		4,011	58.4 (1.0)		3,948	57.9 (1.1)		3,874	55.2 (1.1)		3,003	51.8 (1.6)		2,975	47.9 (1.3)	
울산	2,691	55.5 (0.9)		3,561	62.3 (1.2)		3,723	60.6 (0.8)		3,665	60.0 (1.1)		3,635	58.5 (1.3)		3,478	58.3 (1.1)		2,913	50.5 (1.5)		2,518	46.7 (1.8)	
경기	6,858	56.1 (1.1)		8,290	60.3 (1.1)		8,761	60.3 (1.0)		9,332	58.5 (0.8)		9,430	56.4 (1.0)		9,044	54.7 (1.1)		14,427	52.1 (0.8)		15,658	47.3 (0.7)	
강원	2,635	58.2 (1.4)		3,402	61.9 (1.6)		3,352	56.5 (1.8)		3,520	60.2 (2.4)		3,553	58.6 (2.1)		3,447	59.6 (1.8)		2,722	53.3 (2.0)		2,486	52.2 (2.0)	
충북	2,785	52.7 (1.8)		3,424	59.1 (1.2)		3,601	59.2 (1.5)		3,657	59.6 (1.7)		3,636	58.3 (1.3)		3,500	58.9 (1.6)		2,973	53.0 (1.6)		2,753	49.8 (2.5)	
충남	2,868	55.1 (1.9)		3,624	62.6 (1.5)		3,740	60.1 (1.9)		3,910	60.4 (2.4)		3,852	57.3 (2.2)		3,869	56.7 (1.9)		3,457	53.5 (2.4)		3,264	49.6 (1.9)	
전북	2,857	52.7 (1.9)		3,336	59.9 (1.8)		3,548	57.9 (2.1)		3,757	57.4 (1.4)		3,799	57.1 (1.4)		3,778	57.1 (1.7)		3,382	49.6 (1.5)		3,133	50.2 (2.0)	
전남	2,929	51.4 (1.4)		3,564	55.7 (2.0)		3,661	56.9 (1.7)		3,581	57.2 (1.8)		3,381	55.5 (2.3)		3,381	57.6 (2.2)		3,434	51.0 (1.6)		2,906	48.7 (2.6)	
경북	3,523	54.7 (1.7)		4,266	62.5 (1.5)		4,497	60.2 (1.5)		4,589	56.8 (1.5)		4,589	56.6 (1.6)		4,515	54.1 (1.6)		4,028	55.4 (2.0)		3,755	46.6 (2.3)	
경남	3,947	51.1 (1.6)		4,848	60.3 (1.5)		5,014	57.9 (1.6)		4,849	57.5 (1.7)		4,933	55.6 (1.2)		4,810	55.9 (1.6)		4,733	53.5 (1.4)		4,920	48.7 (1.2)	
제주	2,037	45.0 (1.4)		2,562	54.4 (1.3)		2,638	47.6 (1.3)		2,485	52.0 (1.3)		2,336	50.2 (1.4)		2,329	47.0 (1.3)		1,795	44.0 (3.4)		1,743	42.0 (2.9)	
<b>남학생</b>																								
전 체	29,870	53.0 (0.6)		37,204	59.9 (0.5)		39,466	59.6 (0.5)		39,278	59.6 (0.5)		39,612	57.8 (0.5)		38,391	57.1 (0.5)		37,873	53.8 (0.5)		38,221	51.0 (0.5)	
<b>학 년</b>																								
중1	6,280	34.5 (0.7)		6,916	41.0 (0.8)		7,102	40.5 (0.7)		6,893	39.9 (0.9)		6,933	38.6 (0.9)		6,519	38.6 (0.9)		6,548	30.7 (0.7)		6,364	27.3 (0.7)	
중2	6,118	41.7 (0.9)		6,405	46.5 (0.7)		6,810	44.4 (0.8)		6,938	48.6 (0.7)		6,965	45.2 (0.8)		6,620	43.3 (0.7)		6,413	38.9 (0.7)		6,394	34.2 (0.7)	
중3	5,835	51.0 (0.8)		6,299	53.0 (1.0)		6,709	54.5 (0.8)		6,900	54.2 (0.7)		7,035	53.2 (0.7)		6,817	51.9 (0.7)		6,589	46.5 (0.7)		6,525	44.7 (0.8)	
고1	5,896	66.7 (0.7)		6,039	66.9 (1.0)		6,602	67.8 (0.8)		6,674	66.4 (0.7)		6,890	64.3 (0.9)		6,229	62.6 (0.9)		6,386	60.7 (0.7)		6,606	56.4 (0.8)	
고2	5,741	77.4 (0.8)		6,005	77.8 (0.7)		6,199	75.8 (0.7)		6,067	73.7 (0.8)		6,104	71.5 (0.9)		6,273	70.9 (1.0)		5,954	70.6 (0.8)		6,221	66.8 (0.9)	
고3	-	-	-	5,540	81.9 (0.7)		6,044	80.7 (0.8)		5,806	78.6 (0.7)		5,685	74.8 (0.8)		5,933	74.7 (0.8)		5,983	73.4 (0.9)		6,111	73.5 (0.8)	
<b>학교급</b>																								
중학교	18,233	42.0 (0.5)		19,620	46.8 (0.5)		20,621	46.5 (0.5)		20,731	47.6 (0.5)		20,933	45.8 (0.5)		19,956	44.7 (0.5)		19,550	38.8 (0.4)		19,283	35.6 (0.5)	
고등학교	11,637	71.9 (0.5)		17,584	75.4 (0.5)		18,845	74.5 (0.5)		18,547	72.6 (0.5)		18,679	70.1 (0.6)		18,435	69.3 (0.6)		18,323	68.2 (0.5)		18,938	65.5 (0.6)	
일반계고	8,175	70.0 (0.6)		12,186	73.6 (0.6)		13,278	72.8 (0.6)		14,247	71.0 (0.6)		14,278	68.0 (0.8)		14,042	67.3 (0.7)		13,946	65.6 (0.6)		14,458	62.9 (0.6)	
특성화계고	3,462	76.8 (0.9)		5,398	79.8 (0.7)		5,567	78.9 (0.7)		4,300	76.9 (0.7)		4,401	76.3 (0.7)		4,393	75.5 (1.0)		4,377	76.6 (1.0)		4,480	74.0 (0.9)	

※ 평생동안 1잔 이상 술을 마셔본 적이 있는 사람의 분율



(계속: 평생 음주 경험률)

(단위: %)

구 분	'05		'06		'07		'08		'09		'10		'11		'12	
	N	분율(표준오차)	N	분율(표준오차)	N	분율(표준오차)	N	분율(표준오차)	N	분율(표준오차)	N	분율(표준오차)	N	분율(표준오차)	N	분율(표준오차)
<b>지 역</b>																
서울	3,400	54.2 (1.2)	4,008	59.4 (1.2)	4,403	59.9 (1.2)	4,122	59.7 (1.2)	4,224	58.3 (1.4)	4,018	56.1 (1.1)	5,428	52.2 (1.3)	5,266	48.7 (1.3)
부산	2,217	50.6 (1.9)	2,895	57.4 (1.7)	2,903	55.7 (1.8)	2,793	59.5 (1.4)	2,748	55.2 (1.8)	2,804	56.2 (2.0)	2,781	52.2 (1.6)	2,807	48.0 (2.1)
대구	2,129	51.5 (1.9)	2,647	60.6 (1.7)	2,626	60.0 (1.5)	2,618	60.2 (1.9)	2,682	56.0 (2.0)	2,650	53.5 (2.1)	2,391	50.4 (1.6)	2,624	48.5 (2.1)
인천	2,100	51.6 (2.4)	2,481	60.7 (2.4)	2,576	59.5 (2.2)	2,830	58.7 (1.8)	2,792	57.9 (1.7)	2,566	54.9 (2.2)	2,183	54.0 (2.6)	2,237	50.2 (2.5)
광주	1,612	54.7 (2.0)	2,095	61.3 (1.6)	2,193	61.2 (2.1)	2,183	57.9 (2.3)	2,253	57.1 (2.3)	2,149	53.6 (2.7)	1,714	49.1 (2.1)	1,689	49.3 (2.4)
대전	1,649	48.9 (2.5)	2,221	58.1 (2.1)	2,262	58.1 (1.8)	2,088	59.6 (1.8)	2,230	59.0 (2.0)	2,110	55.8 (2.0)	1,554	54.9 (2.1)	1,694	52.5 (1.9)
울산	1,379	55.1 (2.0)	1,786	63.4 (2.4)	1,949	61.1 (1.8)	1,994	60.3 (1.4)	2,098	59.9 (1.5)	2,170	59.4 (1.4)	1,453	51.5 (1.9)	1,329	52.2 (3.1)
경기	3,405	54.6 (1.3)	4,080	60.3 (1.4)	4,572	60.8 (1.3)	4,928	60.8 (0.9)	5,071	57.9 (1.1)	4,825	57.2 (1.2)	7,226	54.7 (0.8)	7,677	51.6 (1.0)
강원	1,318	57.2 (3.0)	1,726	62.4 (3.7)	1,708	56.8 (4.5)	1,927	63.3 (2.9)	1,885	61.1 (2.9)	1,771	63.4 (2.4)	1,360	55.4 (3.3)	1,235	51.4 (3.3)
충북	1,501	53.4 (2.6)	1,788	59.2 (2.3)	1,965	62.1 (2.3)	2,006	60.3 (2.8)	2,008	60.4 (1.7)	1,861	60.2 (2.2)	1,396	55.7 (2.7)	1,493	53.3 (5.1)
충남	1,511	54.7 (2.9)	1,827	62.5 (2.7)	1,960	62.1 (2.5)	1,981	62.0 (3.2)	1,963	60.6 (3.0)	1,975	61.0 (2.9)	1,792	57.8 (2.5)	1,680	54.6 (2.5)
전북	1,447	50.2 (2.4)	1,727	59.2 (2.9)	1,907	59.2 (2.4)	1,997	58.6 (2.2)	1,983	57.9 (1.9)	2,005	59.9 (2.4)	1,638	52.8 (2.3)	1,470	56.4 (3.2)
전남	1,383	51.9 (2.0)	1,764	56.2 (2.8)	1,856	57.7 (2.3)	1,810	59.5 (2.9)	1,734	57.6 (2.8)	1,752	61.1 (2.8)	1,623	53.2 (1.8)	1,436	51.8 (3.5)
경북	1,848	53.7 (2.9)	2,301	61.8 (2.7)	2,616	60.3 (2.2)	2,272	56.8 (2.0)	2,182	57.5 (2.4)	2,136	56.7 (2.2)	2,010	58.6 (2.3)	2,034	50.6 (2.9)
경남	1,909	49.6 (2.9)	2,538	60.3 (2.0)	2,688	60.1 (2.6)	2,352	56.7 (3.1)	2,426	55.9 (2.1)	2,318	57.5 (2.9)	2,419	56.6 (2.8)	2,570	53.3 (1.9)
제주	1,062	45.5 (2.7)	1,320	55.5 (2.1)	1,282	46.8 (2.6)	1,377	54.2 (2.0)	1,333	52.9 (2.1)	1,281	49.8 (1.5)	905	42.7 (4.9)	980	48.3 (4.2)
<b>여학생</b>																
전 체	28,348	55.4 (0.7)	34,199	59.3 (0.6)	35,232	57.5 (0.6)	35,960	56.1 (0.5)	35,454	54.1 (0.6)	34,847	52.2 (0.6)	37,770	47.9 (0.5)	35,965	42.6 (0.6)
<b>학 년</b>																
중1	5,886	34.8 (0.9)	5,960	36.3 (0.9)	5,933	36.0 (0.9)	6,144	34.4 (0.8)	5,781	33.8 (0.8)	5,949	32.9 (0.8)	6,180	27.1 (0.8)	5,998	22.7 (0.7)
중2	5,879	45.0 (0.9)	5,978	45.8 (0.9)	6,039	45.2 (0.9)	6,118	45.1 (0.8)	5,903	42.6 (0.7)	5,879	39.5 (0.9)	6,490	34.8 (0.7)	5,990	29.8 (0.7)
중3	5,548	53.5 (1.1)	5,861	53.5 (0.8)	6,227	52.7 (0.9)	5,950	51.5 (0.9)	5,792	48.5 (0.7)	5,786	47.1 (0.9)	6,254	42.6 (0.8)	6,026	35.2 (0.7)
고1	5,570	70.7 (0.9)	5,585	69.5 (1.0)	6,207	63.2 (0.9)	6,046	63.2 (1.0)	5,587	60.0 (1.2)	5,792	57.8 (1.2)	6,183	53.2 (0.9)	5,845	46.5 (0.9)
고2	5,465	79.5 (0.9)	5,445	77.4 (1.0)	5,397	74.1 (0.9)	6,308	71.3 (0.8)	6,323	68.1 (0.9)	5,851	66.4 (1.0)	6,554	63.1 (1.0)	6,094	56.7 (1.0)
고3	-	-	5,370	80.8 (1.3)	5,429	79.0 (0.8)	5,394	74.2 (0.9)	6,068	72.7 (0.9)	5,590	70.2 (0.9)	6,109	66.7 (1.0)	6,012	63.7 (0.9)
<b>학교급</b>																
중학교	17,313	44.1 (0.6)	17,799	45.2 (0.6)	18,199	44.7 (0.6)	18,212	43.7 (0.5)	17,476	41.6 (0.5)	17,614	39.9 (0.5)	18,924	35.0 (0.5)	18,014	29.4 (0.4)
고등학교	11,035	75.0 (0.7)	16,400	75.8 (0.7)	17,033	71.7 (0.7)	17,748	69.3 (0.6)	17,978	66.9 (0.7)	17,233	64.8 (0.7)	18,846	60.9 (0.7)	17,951	55.6 (0.7)
일반계고	7,623	71.7 (0.8)	11,319	72.3 (0.8)	11,773	68.1 (0.8)	12,561	66.2 (0.7)	13,102	63.5 (0.7)	12,803	61.6 (0.8)	13,332	57.0 (0.7)	13,985	51.8 (0.7)
특성화계고	3,412	83.9 (0.9)	5,081	85.3 (0.8)	5,260	81.8 (0.7)	5,187	78.8 (0.7)	4,876	77.9 (1.3)	4,430	75.4 (1.0)	5,514	74.3 (0.9)	3,966	68.6 (1.2)
<b>지 역</b>																
서울	3,203	56.5 (1.6)	3,847	57.9 (1.7)	3,999	56.5 (1.4)	3,955	54.7 (1.3)	3,983	53.8 (1.3)	3,830	52.0 (1.5)	5,927	46.2 (0.9)	6,107	40.6 (1.0)
부산	2,078	54.9 (2.4)	2,300	58.5 (2.4)	2,627	57.5 (1.9)	2,708	57.0 (1.7)	2,720	52.0 (1.9)	2,499	50.6 (1.8)	2,376	47.5 (1.9)	2,132	45.8 (2.3)
대구	1,980	52.6 (2.1)	2,306	59.7 (2.4)	2,537	55.8 (2.0)	2,435	55.0 (1.6)	2,381	51.6 (1.9)	2,380	50.9 (1.7)	2,048	46.1 (2.0)	1,688	41.2 (2.0)
인천	1,947	52.7 (2.5)	2,398	56.8 (2.3)	2,546	58.1 (1.9)	2,410	56.7 (2.0)	2,334	53.6 (1.6)	2,442	50.3 (1.8)	2,333	43.5 (1.9)	2,065	40.6 (2.5)
광주	1,464	53.9 (2.1)	1,751	59.6 (2.6)	1,883	56.9 (2.2)	1,828	53.1 (1.8)	1,857	50.8 (1.9)	1,875	47.6 (1.8)	1,595	44.4 (1.7)	1,460	39.1 (2.5)
대전	1,309	56.2 (2.8)	1,577	58.4 (3.0)	1,608	56.8 (2.4)	1,923	57.1 (1.9)	1,718	56.8 (2.2)	1,764	54.5 (2.2)	1,449	48.3 (2.5)	1,281	42.7 (2.2)
울산	1,312	56.1 (2.2)	1,775	61.0 (2.0)	1,774	60.0 (1.9)	1,671	59.6 (1.9)	1,537	56.9 (2.0)	1,308	57.0 (1.8)	1,460	49.2 (2.1)	1,189	40.2 (3.0)
경기	3,453	57.8 (1.9)	4,210	60.2 (1.6)	4,189	59.7 (1.5)	4,404	56.1 (1.1)	4,359	54.8 (1.5)	4,219	52.0 (1.4)	7,201	49.2 (1.0)	7,981	42.7 (1.0)
강원	1,317	59.4 (2.3)	1,676	61.3 (2.6)	1,644	56.2 (2.6)	1,593	56.7 (4.1)	1,668	55.9 (4.4)	1,676	55.3 (3.6)	1,362	51.0 (1.9)	1,251	53.0 (5.1)
충북	1,284	51.9 (2.9)	1,636	59.1 (2.1)	1,636	55.9 (2.4)	1,651	58.7 (2.7)	1,628	55.9 (2.4)	1,639	57.6 (3.3)	1,577	50.0 (1.9)	1,260	46.0 (3.4)
충남	1,357	55.5 (3.1)	1,797	62.7 (2.2)	1,780	57.8 (2.6)	1,929	58.5 (3.0)	1,889	53.6 (3.0)	1,894	51.9 (3.1)	1,665	48.8 (4.0)	1,584	44.0 (2.9)
전북	1,410	55.3 (3.3)	1,609	60.7 (2.2)	1,641	56.4 (4.0)	1,760	56.1 (3.0)	1,816	56.1 (2.5)	1,773	54.0 (3.2)	1,744	46.2 (2.2)	1,663	43.6 (2.8)
전남	1,546	50.9 (2.0)	1,800	55.1 (2.3)	1,805	56.1 (2.0)	1,771	54.6 (2.1)	1,647	53.3 (2.4)	1,629	53.8 (3.6)	1,811	48.6 (2.3)	1,470	45.4 (3.8)
경북	1,675	56.0 (2.7)	1,965	63.3 (2.5)	1,881	60.2 (2.6)	2,317	56.8 (2.7)	2,407	55.4 (2.4)	2,379	51.2 (2.9)	2,018	51.7 (3.7)	1,721	42.0 (3.6)
경남	2,038	52.7 (2.4)	2,310	60.4 (2.9)	2,326	55.4 (2.7)	2,497	58.3 (2.4)	2,507	55.2 (2.3)	2,492	54.1 (2.4)	2,314	50.0 (2.5)	2,350	43.5 (3.0)
제주	975	44.4 (2.6)	1,242	53.1 (2.5)	1,356	48.5 (2.6)	1,108	49.6 (2.4)	1,003	47.2 (1.8)	1,048	43.9 (2.1)	890	45.5 (4.9)	763	35.1 (5.3)



결과표17. 현재 음주율

(단위: %)

구 분	'05		'06		'07		'08		'09		'10		'11		'12		
	N	분율(표준오차)	N	분율(표준오차)	N	분율(표준오차)	N	분율(표준오차)	N	분율(표준오차)	N	분율(표준오차)	N	분율(표준오차)	N	분율(표준오차)	
전 체																	
전 체	57,548	27.0 (0.4)	70,363	28.6 (0.4)	74,698	27.8 (0.3)	75,238	24.5 (0.3)	75,066	21.1 (0.3)	73,238	21.1 (0.3)	75,642	20.6 (0.3)	74,186	19.4 (0.3)	
학 년																	
중1	12,015	13.7 (0.4)	12,707	14.3 (0.4)	13,035	13.9 (0.4)	13,037	10.7 (0.3)	12,714	9.5 (0.3)	12,468	9.6 (0.3)	12,728	8.3 (0.3)	12,362	6.6 (0.3)	
중2	11,855	17.9 (0.5)	12,214	17.9 (0.5)	12,849	18.2 (0.5)	13,056	14.9 (0.4)	12,868	13.4 (0.4)	12,499	12.8 (0.4)	12,903	11.8 (0.3)	12,384	9.8 (0.3)	
중3	11,251	23.6 (0.5)	11,985	22.2 (0.7)	12,936	23.2 (0.5)	12,850	19.6 (0.5)	12,827	16.8 (0.5)	12,603	17.3 (0.4)	12,843	15.6 (0.4)	12,551	14.3 (0.4)	
고1	11,342	37.3 (0.8)	11,430	35.0 (0.8)	12,809	33.1 (0.7)	12,720	30.1 (0.7)	12,477	24.6 (0.6)	12,021	24.4 (0.7)	12,568	24.3 (0.6)	12,451	22.4 (0.6)	
고2	11,085	47.2 (0.8)	11,279	44.1 (0.8)	11,596	40.8 (0.8)	12,375	36.6 (0.7)	12,427	31.1 (0.8)	12,124	30.2 (0.7)	12,508	30.6 (0.7)	12,315	30.0 (0.7)	
고3	-	-	-	10,748	43.6 (1.0)	11,473	41.5 (0.8)	11,200	37.3 (0.8)	11,753	31.8 (0.8)	11,523	32.1 (0.8)	12,092	32.3 (0.8)	12,123	32.2 (0.7)
학교급																	
중학교	35,121	18.2 (0.3)	36,906	18.2 (0.3)	38,820	18.5 (0.3)	38,943	15.1 (0.2)	38,409	13.3 (0.3)	37,570	13.3 (0.2)	38,474	12.0 (0.2)	37,297	10.3 (0.2)	
고등학교	22,427	42.2 (0.6)	33,457	40.8 (0.6)	35,878	38.2 (0.5)	36,295	34.5 (0.5)	36,657	29.1 (0.6)	35,668	28.9 (0.5)	37,168	29.0 (0.5)	36,889	28.2 (0.5)	
일반계고	15,647	37.1 (0.7)	23,199	35.2 (0.8)	25,051	33.2 (0.6)	26,808	30.3 (0.6)	27,380	25.0 (0.6)	26,845	25.0 (0.6)	27,277	24.8 (0.5)	28,443	24.5 (0.6)	
특성화계고	6,780	55.3 (0.9)	10,258	55.6 (0.8)	10,827	51.9 (0.8)	9,487	46.7 (0.8)	9,277	41.8 (1.2)	8,823	41.3 (1.0)	9,891	43.2 (1.0)	8,446	40.5 (0.9)	
지 역																	
서울	6,543	27.8 (0.7)	7,742	28.6 (0.8)	8,402	27.0 (0.7)	8,077	24.2 (0.8)	8,207	21.6 (0.8)	7,848	20.7 (0.7)	11,354	19.3 (0.7)	11,373	18.3 (0.7)	
부산	4,240	25.7 (0.8)	5,112	27.7 (1.0)	5,530	27.7 (0.8)	5,501	24.0 (0.8)	5,468	20.3 (0.9)	5,303	20.9 (0.9)	5,157	20.9 (1.0)	4,939	18.3 (0.9)	
대구	4,056	24.6 (1.0)	4,890	27.3 (1.0)	5,163	26.6 (0.9)	5,053	24.2 (1.0)	5,063	19.7 (1.3)	5,030	18.8 (0.9)	4,439	19.8 (0.9)	4,312	17.9 (0.9)	
인천	4,002	25.4 (0.9)	4,811	29.7 (1.3)	5,122	27.3 (0.8)	5,240	24.6 (1.0)	5,126	21.1 (1.0)	5,008	19.8 (1.0)	4,516	19.4 (1.1)	4,302	17.7 (1.2)	
광주	3,039	25.2 (1.0)	3,800	27.8 (1.1)	4,076	24.9 (0.7)	4,011	20.9 (1.3)	4,110	18.2 (1.9)	4,024	16.9 (1.7)	3,309	16.0 (0.9)	3,149	16.2 (1.3)	
대전	2,914	26.7 (1.2)	3,740	26.6 (1.0)	3,870	26.7 (1.2)	4,011	24.2 (1.1)	3,948	21.6 (0.9)	3,874	20.8 (0.9)	3,003	21.4 (1.1)	2,975	19.4 (1.1)	
울산	2,666	25.7 (0.9)	3,523	29.0 (1.5)	3,723	29.8 (0.9)	3,665	25.9 (1.0)	3,635	22.3 (1.2)	3,478	22.2 (1.1)	2,913	20.3 (1.1)	2,518	19.2 (1.3)	
경기	6,771	28.8 (1.1)	8,140	28.8 (1.2)	8,761	29.4 (1.1)	9,332	24.9 (0.7)	9,430	21.1 (0.9)	9,044	21.3 (0.8)	14,427	21.4 (0.7)	15,658	20.3 (0.6)	
강원	2,607	29.8 (1.8)	3,354	31.8 (1.5)	3,352	28.3 (1.5)	3,520	25.9 (1.8)	3,553	22.1 (1.7)	3,447	25.4 (1.6)	2,722	23.3 (1.8)	2,486	23.7 (2.3)	
충북	2,748	26.2 (1.5)	3,371	27.3 (1.4)	3,601	29.7 (1.6)	3,657	25.9 (1.5)	3,636	23.1 (1.2)	3,500	23.8 (1.4)	2,973	24.2 (1.5)	2,753	22.1 (2.1)	
충남	2,839	30.2 (1.8)	3,558	33.6 (2.0)	3,740	31.1 (1.8)	3,910	27.4 (2.2)	3,852	21.9 (1.8)	3,869	23.4 (1.9)	3,457	23.1 (1.4)	3,264	22.1 (1.6)	
전북	2,823	24.4 (1.5)	3,283	28.1 (1.8)	3,548	25.1 (1.3)	3,757	23.8 (1.9)	3,799	20.3 (1.3)	3,778	21.0 (1.4)	3,382	20.6 (1.4)	3,133	19.1 (1.8)	
전남	2,896	26.5 (1.7)	3,511	25.8 (1.7)	3,661	26.8 (1.8)	3,581	23.3 (1.5)	3,381	19.9 (1.6)	3,381	21.7 (2.3)	3,434	18.4 (1.1)	2,906	20.6 (2.0)	
경북	3,482	27.0 (1.9)	4,214	28.5 (1.5)	4,497	28.1 (1.3)	4,589	23.9 (1.4)	4,589	20.0 (1.3)	4,515	20.0 (1.0)	4,028	22.0 (1.6)	3,755	18.1 (1.9)	
경남	3,905	24.4 (1.3)	4,784	29.5 (1.6)	5,014	27.4 (1.6)	4,849	24.4 (1.7)	4,933	23.3 (1.3)	4,810	22.5 (1.2)	4,733	20.6 (1.8)	4,920	20.3 (1.0)	
제주	2,017	21.9 (1.0)	2,530	23.8 (1.0)	2,638	19.9 (1.0)	2,485	21.5 (1.4)	2,336	18.5 (1.3)	2,329	17.7 (1.1)	1,795	19.1 (1.8)	1,743	18.7 (2.6)	
남학생																	
전 체	29,424	27.0 (0.5)	36,461	30.5 (0.6)	39,466	29.6 (0.5)	39,278	26.1 (0.4)	39,612	23.7 (0.5)	38,391	23.5 (0.4)	37,873	23.7 (0.4)	38,221	22.7 (0.4)	
학 년																	
중1	6,177	12.9 (0.6)	6,787	14.5 (0.5)	7,102	14.3 (0.5)	6,893	10.7 (0.5)	6,933	9.6 (0.4)	6,519	10.4 (0.4)	6,548	8.3 (0.4)	6,364	6.7 (0.4)	
중2	6,032	16.5 (0.7)	6,291	17.8 (0.6)	6,810	17.4 (0.6)	6,938	14.9 (0.5)	6,965	13.8 (0.5)	6,620	13.1 (0.5)	6,413	12.5 (0.4)	6,394	10.3 (0.4)	
중3	5,753	23.9 (0.7)	6,177	23.5 (1.0)	6,709	24.1 (0.6)	6,900	20.6 (0.5)	7,035	18.8 (0.7)	6,817	18.5 (0.6)	6,589	17.3 (0.6)	6,525	16.7 (0.5)	
고1	5,804	38.2 (1.0)	5,904	36.6 (1.1)	6,602	36.0 (0.8)	6,674	32.7 (0.8)	6,890	27.9 (0.8)	6,229	27.6 (0.8)	6,386	28.7 (0.7)	6,606	26.8 (0.8)	
고2	5,658	49.0 (1.0)	5,883	47.5 (1.1)	6,199	44.8 (1.0)	6,067	38.9 (0.9)	6,104	36.9 (1.1)	6,273	34.2 (1.0)	5,954	35.4 (1.0)	6,221	35.0 (0.9)	
고3	-	-	-	5,419	49.6 (1.3)	6,044	45.9 (0.9)	5,806	41.8 (1.0)	5,685	36.1 (1.1)	5,933	37.0 (1.1)	5,983	38.7 (1.1)	6,111	38.5 (0.9)
학교급																	
중학교	17,962	17.5 (0.4)	19,255	18.6 (0.4)	20,621	18.7 (0.4)	20,731	15.4 (0.3)	20,933	14.2 (0.3)	19,956	14.1 (0.3)	19,550	12.8 (0.3)	19,283	11.3 (0.3)	
고등학교	11,462	43.4 (0.8)	17,206	44.4 (0.8)	18,845	41.9 (0.6)	18,547	37.5 (0.6)	18,679	33.5 (0.8)	18,435	32.9 (0.6)	18,323	34.2 (0.7)	18,938	33.4 (0.6)	
일반계고	8,067	39.4 (0.9)	11,969	40.2 (0.9)	13,278	38.1 (0.7)	14,247	34.4 (0.7)	14,278	30.0 (0.8)	14,042	29.5 (0.7)	13,946	29.9 (0.6)	14,458	29.8 (0.6)	
특성화계고	3,395	53.9 (1.1)	5,237	55.3 (1.2)	5,567	52.2 (0.9)	4,300	46.5 (1.0)	4,401	44.0 (1.3)	4,393	43.4 (1.2)	4,377	48.0 (1.3)	4,480	45.2 (0.9)	

※최근 30일 동안 1잔 이상 술을 마신 적이 있는 사람의 분율



(계속: 현재 음주율)

(단위: %)

구 분	'05		'06		'07		'08		'09		'10		'11		'12	
	N	분율(표준오차)	N	분율(표준오차)	N	분율(표준오차)	N	분율(표준오차)	N	분율(표준오차)	N	분율(표준오차)	N	분율(표준오차)	N	분율(표준오차)
<b>지 역</b>																
서울	3,356	27.4 (1.3)	3,921	30.8 (1.2)	4,403	28.2 (1.1)	4,122	26.2 (1.1)	4,224	24.6 (1.1)	4,018	23.1 (0.9)	5,428	22.4 (1.0)	5,266	20.9 (1.0)
부산	2,177	25.7 (1.4)	2,833	29.0 (1.3)	2,903	27.8 (1.5)	2,793	24.5 (1.2)	2,748	23.0 (1.3)	2,804	24.0 (1.5)	2,781	23.9 (1.2)	2,807	20.5 (1.4)
대구	2,089	25.2 (1.6)	2,598	29.1 (1.6)	2,626	27.9 (1.1)	2,618	26.0 (1.7)	2,682	22.7 (1.8)	2,650	20.4 (1.5)	2,391	22.9 (1.4)	2,624	20.6 (1.4)
인천	2,069	26.5 (2.0)	2,433	32.4 (2.3)	2,576	28.6 (1.6)	2,830	25.7 (1.9)	2,792	24.1 (1.6)	2,566	21.2 (2.1)	2,183	24.0 (2.0)	2,237	20.8 (1.8)
광주	1,591	26.9 (1.9)	2,065	29.9 (2.0)	2,193	27.3 (1.4)	2,183	22.7 (3.0)	2,253	21.1 (3.7)	2,149	19.8 (3.2)	1,714	19.2 (1.3)	1,689	20.1 (2.0)
대전	1,617	25.9 (1.8)	2,177	28.6 (1.8)	2,262	29.1 (1.6)	2,088	25.2 (2.3)	2,230	23.2 (1.9)	2,110	22.7 (1.9)	1,554	24.9 (1.6)	1,694	22.0 (2.2)
울산	1,365	26.2 (1.6)	1,759	30.9 (2.4)	1,949	30.7 (1.6)	1,994	26.1 (1.2)	2,098	24.2 (1.3)	2,170	24.3 (1.1)	1,453	22.0 (1.3)	1,329	22.7 (2.3)
경기	3,350	28.1 (1.3)	3,974	30.8 (1.5)	4,572	31.4 (1.3)	4,928	27.0 (1.0)	5,071	23.7 (1.2)	4,825	23.8 (0.9)	7,226	23.7 (0.7)	7,677	24.0 (0.8)
강원	1,301	29.8 (3.3)	1,694	32.7 (3.3)	1,708	30.5 (3.2)	1,927	29.7 (2.4)	1,885	25.1 (2.4)	1,771	29.1 (2.2)	1,360	24.6 (2.2)	1,235	23.6 (1.9)
충북	1,473	27.6 (2.0)	1,753	29.6 (2.1)	1,965	34.5 (2.1)	2,006	27.9 (1.8)	2,008	26.0 (2.0)	1,861	26.8 (2.2)	1,396	27.6 (2.3)	1,493	24.8 (4.4)
충남	1,493	30.0 (2.2)	1,781	36.7 (3.0)	1,960	34.5 (2.3)	1,981	28.8 (3.1)	1,963	25.6 (2.6)	1,975	28.6 (3.1)	1,792	26.8 (2.4)	1,680	26.6 (2.2)
전북	1,423	24.1 (2.1)	1,693	28.0 (2.9)	1,907	26.0 (1.7)	1,997	25.3 (1.9)	1,983	23.0 (1.6)	2,005	23.6 (1.6)	1,638	25.6 (2.4)	1,470	24.7 (3.0)
전남	1,369	28.1 (2.1)	1,723	27.5 (2.1)	1,856	29.9 (2.3)	1,810	24.7 (2.1)	1,734	21.8 (1.9)	1,752	25.9 (2.7)	1,623	21.4 (1.7)	1,436	22.6 (2.7)
경북	1,820	28.4 (2.6)	2,263	29.9 (2.5)	2,616	30.2 (2.0)	2,272	24.0 (1.7)	2,182	20.7 (1.7)	2,136	21.5 (1.2)	2,010	25.3 (2.8)	2,034	21.9 (2.5)
경남	1,882	24.5 (2.1)	2,496	31.0 (2.4)	2,688	30.4 (2.4)	2,352	26.2 (2.2)	2,426	25.8 (2.0)	2,318	23.8 (2.2)	2,419	24.8 (2.8)	2,570	24.7 (2.0)
제주	1,049	22.6 (1.5)	1,298	23.7 (1.6)	1,282	19.5 (1.9)	1,377	21.7 (1.5)	1,333	20.2 (1.7)	1,281	20.0 (1.8)	905	20.5 (2.9)	980	24.1 (3.3)
<b>전 체</b>	28,124	26.9 (0.5)	33,902	26.5 (0.5)	35,232	25.7 (0.5)	35,960	22.6 (0.4)	35,454	18.2 (0.4)	34,847	18.3 (0.4)	37,769	17.1 (0.3)	35,965	15.8 (0.4)
<b>학 년</b>																
중1	5,838	14.6 (0.7)	5,920	14.1 (0.6)	5,933	13.3 (0.6)	6,144	10.8 (0.5)	5,781	9.4 (0.4)	5,949	8.7 (0.5)	6,180	8.4 (0.5)	5,998	6.4 (0.4)
중2	5,823	19.4 (0.7)	5,923	18.1 (0.7)	6,039	19.1 (0.7)	6,118	14.8 (0.5)	5,903	12.9 (0.5)	5,879	12.4 (0.6)	6,490	11.1 (0.5)	5,990	9.2 (0.5)
중3	5,498	23.1 (0.8)	5,808	20.8 (0.7)	6,227	22.2 (0.7)	5,950	18.4 (0.7)	5,792	14.5 (0.5)	5,786	15.9 (0.6)	6,254	13.6 (0.5)	6,026	11.7 (0.5)
고1	5,538	36.3 (1.2)	5,526	33.2 (1.3)	6,207	29.9 (1.0)	6,046	27.2 (1.2)	5,587	20.8 (0.9)	5,792	20.8 (1.0)	6,182	19.4 (0.7)	5,845	17.5 (0.7)
고2	5,427	45.2 (1.2)	5,396	40.4 (1.2)	5,397	36.3 (1.3)	6,308	34.0 (1.1)	6,323	24.7 (0.9)	5,851	25.6 (0.9)	6,554	25.3 (0.9)	6,094	24.5 (1.1)
고3	-	-	5,329	37.0 (1.5)	5,429	36.6 (1.2)	5,394	32.2 (1.1)	6,068	27.1 (1.0)	5,590	26.6 (1.1)	6,109	25.1 (0.9)	6,012	25.1 (1.0)
<b>학교급</b>																
중학교	17,159	18.9 (0.4)	17,651	17.7 (0.4)	18,199	18.3 (0.4)	18,212	14.7 (0.3)	17,476	12.3 (0.3)	17,614	12.4 (0.4)	18,924	11.1 (0.3)	18,014	9.2 (0.3)
고등학교	10,965	40.7 (1.0)	16,251	36.8 (1.0)	17,033	34.0 (0.8)	17,748	31.0 (0.8)	17,978	24.2 (0.7)	17,233	24.3 (0.7)	18,845	23.2 (0.6)	17,951	22.3 (0.7)
일 반 계 고	7,580	34.6 (1.1)	11,230	29.7 (1.0)	11,773	27.8 (0.7)	12,561	25.8 (0.8)	13,102	19.5 (0.6)	12,803	20.1 (0.6)	13,331	19.0 (0.6)	13,985	18.6 (0.7)
특성화계고	3,385	56.9 (1.5)	5,021	56.0 (1.0)	5,260	51.6 (1.1)	5,187	47.0 (1.1)	4,876	39.2 (1.6)	4,430	38.6 (1.4)	5,514	37.5 (0.9)	3,966	35.1 (1.6)
<b>지 역</b>																
서울	3,187	28.3 (1.4)	3,821	26.1 (1.3)	3,999	25.7 (0.9)	3,955	22.1 (1.1)	3,983	18.2 (1.1)	3,830	18.0 (1.0)	5,926	16.0 (0.6)	6,107	15.4 (0.7)
부산	2,063	25.8 (1.7)	2,279	26.2 (2.1)	2,627	27.7 (1.3)	2,708	23.5 (1.5)	2,720	17.2 (1.3)	2,499	17.3 (1.2)	2,376	17.4 (1.4)	2,132	15.8 (1.4)
대구	1,967	23.9 (1.6)	2,292	25.0 (2.1)	2,537	24.9 (1.8)	2,435	21.9 (1.4)	2,381	16.2 (1.4)	2,380	16.9 (1.0)	2,048	16.1 (1.2)	1,688	14.7 (1.3)
인천	1,933	24.1 (1.6)	2,378	26.8 (1.8)	2,546	25.9 (1.5)	2,410	23.4 (1.7)	2,334	17.9 (1.4)	2,442	18.1 (1.1)	2,333	14.3 (1.2)	2,065	14.4 (1.6)
광주	1,448	23.3 (1.3)	1,735	25.5 (1.7)	1,883	22.2 (1.0)	1,828	18.9 (1.6)	1,857	15.1 (1.2)	1,875	13.8 (1.2)	1,595	12.5 (0.8)	1,460	12.0 (1.5)
대전	1,297	27.5 (2.5)	1,563	24.4 (2.3)	1,608	23.9 (1.9)	1,923	23.1 (1.9)	1,718	19.8 (1.8)	1,764	18.7 (2.0)	1,449	17.5 (1.4)	1,281	16.6 (1.2)
울산	1,301	25.0 (1.8)	1,764	26.7 (1.5)	1,774	28.6 (1.5)	1,671	25.8 (1.6)	1,537	20.0 (1.5)	1,308	19.8 (1.6)	1,460	18.2 (1.6)	1,189	15.2 (2.1)
경기	3,421	29.5 (1.5)	4,166	26.7 (1.5)	4,189	27.2 (1.3)	4,404	22.7 (0.9)	4,359	18.2 (1.0)	4,219	18.6 (1.1)	7,201	18.8 (0.7)	7,981	16.4 (0.8)
강원	1,306	29.8 (1.6)	1,660	30.7 (2.5)	1,644	25.8 (2.0)	1,593	21.6 (2.4)	1,668	18.9 (1.8)	1,676	21.4 (2.1)	1,362	21.9 (2.3)	1,251	23.9 (4.7)
충북	1,275	24.5 (2.1)	1,618	24.8 (1.7)	1,636	24.3 (1.6)	1,651	23.7 (2.1)	1,628	19.8 (1.5)	1,639	20.5 (1.7)	1,577	20.3 (1.7)	1,260	19.0 (2.9)
충남	1,346	30.5 (3.3)	1,777	30.0 (2.7)	1,780	27.2 (2.7)	1,929	25.8 (2.6)	1,889	17.8 (2.0)	1,894	17.5 (1.6)	1,665	19.0 (2.0)	1,584	17.1 (2.1)
전북	1,400	24.7 (2.2)	1,590	28.2 (1.9)	1,641	24.1 (2.1)	1,760	22.1 (3.6)	1,816	17.3 (1.7)	1,773	18.2 (2.5)	1,744	15.2 (1.6)	1,663	13.0 (1.8)
전남	1,527	24.6 (2.3)	1,788	24.0 (1.9)	1,805	23.4 (2.1)	1,771	21.7 (1.9)	1,647	17.7 (2.1)	1,629	17.0 (1.7)	1,811	15.3 (1.4)	1,470	18.4 (3.3)
경북	1,662	25.2 (2.5)	1,951	26.7 (1.9)	1,881	25.4 (2.1)	2,317	23.7 (2.1)	2,407	19.1 (1.9)	2,379	18.3 (1.5)	2,018	18.1 (1.8)	1,721	13.7 (2.1)
경남	2,023	24.3 (1.8)	2,288	27.8 (2.0)	2,326	24.0 (1.7)	2,497	22.2 (2.1)	2,507	20.4 (1.4)	2,492	21.1 (1.4)	2,314	15.7 (1.6)	2,350	15.4 (1.9)
제주	968	21.1 (1.9)	1,232	24.0 (2.1)	1,356	20.4 (1.7)	1,108	21.2 (3.0)	1,003	16.6 (1.6)	1,048	15.2 (1.4)	890	17.6 (2.7)	763	12.9 (4.5)



결과표18. 중1 학생의 중학교 입학 전 음주 경험률

(단위: %)

구 분	'05		'06		'07		'08		'09		'10		'11		'12	
	N	분율(표준오차)	N	분율(표준오차)	N	분율(표준오차)	N	분율(표준오차)	N	분율(표준오차)	N	분율(표준오차)	N	분율(표준오차)	N	분율(표준오차)
전 체	10,849	28.7 (0.5)	11,968	29.7 (0.6)	13,011	27.9 (0.5)	13,017	27.6 (0.6)	12,698	27.8 (0.7)	12,444	26.8 (0.5)	12,713	21.4 (0.5)	12,349	21.0 (0.5)
남학생	5,535	30.0 (0.7)	6,358	32.4 (0.8)	7,090	30.4 (0.7)	6,881	30.8 (0.9)	6,920	30.0 (0.9)	6,507	29.7 (0.7)	6,538	22.9 (0.6)	6,351	23.2 (0.6)
여학생	5,314	27.3 (0.8)	5,610	26.5 (0.7)	5,921	25.1 (0.7)	6,136	24.1 (0.8)	5,778	25.5 (0.8)	5,937	23.6 (0.7)	6,175	19.8 (0.6)	5,998	18.7 (0.6)

※ 중학교 1학년 학생 중에서 중학교 입학하기 이전에 1잔 이상 술을 마셔본 적이 있는 사람의 분율







결과표19. 처음 음주 경험 연령

(단위: 세)

구 분	'05		'06		'07		'08		'09		'10		'11		'12	
	N	평균(표준오차)	N	평균(표준오차)	N	평균(표준오차)	N	평균(표준오차)	N	평균(표준오차)	N	평균(표준오차)	N	평균(표준오차)	N	평균(표준오차)
<b>전 체</b>																
전 체	31,372	12.6 (0.0)	42,231	12.7 (0.0)	43,497	12.8 (0.0)	43,604	12.8 (0.0)	41,959	12.8 (0.0)	39,886	12.8 (0.0)	38,303	13.0 (0.0)	34,718	12.8 (0.0)
<b>학 년</b>																
중1	3,984	10.5 (0.1)	4,742	10.4 (0.0)	4,877	10.6 (0.0)	4,904	10.5 (0.0)	4,650	10.5 (0.0)	4,487	10.4 (0.0)	3,631	10.5 (0.0)	3,090	10.1 (0.0)
중2	5,014	11.5 (0.0)	5,530	11.3 (0.0)	5,648	11.5 (0.0)	6,063	11.5 (0.0)	5,657	11.4 (0.0)	5,200	11.4 (0.0)	4,728	11.4 (0.0)	4,041	11.1 (0.0)
중3	5,880	12.4 (0.0)	6,397	12.2 (0.0)	6,837	12.4 (0.0)	6,846	12.4 (0.0)	6,551	12.3 (0.0)	6,256	12.3 (0.0)	5,754	12.4 (0.0)	5,112	11.9 (0.0)
고1	7,831	13.4 (0.0)	7,869	13.2 (0.0)	8,359	13.2 (0.0)	8,272	13.3 (0.0)	7,702	13.2 (0.0)	7,310	13.2 (0.0)	7,304	13.3 (0.0)	6,534	13.1 (0.0)
고2	8,663	13.8 (0.0)	8,874	13.7 (0.0)	8,699	13.6 (0.0)	8,980	13.8 (0.0)	8,763	13.7 (0.0)	8,338	13.8 (0.0)	8,441	13.9 (0.0)	7,648	13.6 (0.0)
고3	-	-	8,819	14.0 (0.0)	9,077	14.0 (0.0)	8,539	14.0 (0.0)	8,636	14.2 (0.0)	8,295	14.1 (0.0)	8,445	14.2 (0.0)	8,293	14.1 (0.0)
<b>학교급</b>																
중학교	14,878	11.5 (0.0)	16,669	11.4 (0.0)	17,362	11.6 (0.0)	17,813	11.6 (0.0)	16,858	11.5 (0.0)	15,943	11.5 (0.0)	14,113	11.6 (0.0)	12,243	11.2 (0.0)
고등학교	16,494	13.6 (0.0)	25,562	13.6 (0.0)	26,135	13.6 (0.0)	25,791	13.7 (0.0)	25,101	13.7 (0.0)	23,943	13.7 (0.0)	24,190	13.8 (0.0)	22,475	13.7 (0.0)
일반계고	11,062	13.7 (0.0)	17,116	13.7 (0.0)	17,674	13.7 (0.0)	18,462	13.7 (0.0)	18,086	13.7 (0.0)	17,406	13.8 (0.0)	16,806	13.9 (0.0)	16,449	13.7 (0.0)
특성화계고	5,432	13.5 (0.0)	8,446	13.4 (0.1)	8,461	13.4 (0.0)	7,329	13.5 (0.0)	7,015	13.6 (0.0)	6,537	13.6 (0.0)	7,384	13.7 (0.0)	6,026	13.5 (0.0)
<b>지 역</b>																
서울	3,620	12.5 (0.1)	4,547	12.8 (0.1)	4,850	12.7 (0.1)	4,574	12.8 (0.0)	4,549	12.7 (0.1)	4,207	12.9 (0.1)	5,498	13.0 (0.0)	4,961	12.7 (0.0)
부산	2,218	12.7 (0.1)	2,949	12.9 (0.1)	3,103	13.0 (0.1)	3,180	13.0 (0.1)	2,900	13.0 (0.1)	2,777	13.0 (0.1)	2,490	13.2 (0.1)	2,246	13.1 (0.1)
대구	2,144	12.8 (0.1)	2,985	12.7 (0.1)	3,000	12.7 (0.1)	2,835	12.9 (0.1)	2,670	12.8 (0.1)	2,534	12.9 (0.1)	2,124	13.0 (0.1)	1,978	13.0 (0.1)
인천	2,121	12.5 (0.1)	2,827	12.6 (0.1)	2,985	12.8 (0.1)	3,016	12.8 (0.1)	2,836	12.8 (0.1)	2,642	12.9 (0.1)	2,180	13.0 (0.1)	1,972	12.6 (0.1)
광주	1,653	12.6 (0.1)	2,233	12.6 (0.1)	2,373	12.7 (0.1)	2,169	12.8 (0.1)	2,163	12.7 (0.1)	1,993	12.8 (0.1)	1,554	12.9 (0.1)	1,387	12.6 (0.1)
대전	1,552	12.6 (0.1)	2,169	12.7 (0.1)	2,228	12.7 (0.1)	2,332	12.7 (0.1)	2,255	12.6 (0.1)	2,134	12.7 (0.1)	1,545	12.8 (0.1)	1,455	12.4 (0.1)
울산	1,518	12.9 (0.1)	2,224	12.9 (0.1)	2,287	13.0 (0.1)	2,197	13.0 (0.1)	2,089	12.9 (0.1)	1,992	12.9 (0.1)	1,465	13.0 (0.1)	1,154	13.1 (0.1)
경기	3,852	12.5 (0.1)	4,976	12.6 (0.1)	5,255	12.7 (0.1)	5,463	12.7 (0.1)	5,290	12.8 (0.1)	4,953	12.7 (0.1)	7,529	13.0 (0.0)	7,356	12.7 (0.1)
강원	1,519	12.6 (0.1)	2,137	12.8 (0.1)	1,890	13.1 (0.1)	2,184	12.9 (0.1)	2,153	13.1 (0.1)	2,072	13.0 (0.1)	1,488	13.2 (0.1)	1,326	13.0 (0.2)
충북	1,512	12.5 (0.1)	2,102	12.8 (0.1)	2,177	13.0 (0.1)	2,262	12.7 (0.1)	2,197	12.8 (0.1)	2,074	12.9 (0.1)	1,610	13.1 (0.1)	1,413	12.8 (0.2)
충남	1,610	12.4 (0.1)	2,243	12.5 (0.1)	2,229	12.7 (0.1)	2,387	12.8 (0.1)	2,222	12.8 (0.1)	2,163	12.8 (0.1)	1,852	13.0 (0.1)	1,636	12.8 (0.1)
전북	1,560	12.4 (0.2)	2,005	12.7 (0.1)	2,076	12.8 (0.1)	2,237	12.9 (0.1)	2,239	12.8 (0.1)	2,186	12.8 (0.1)	1,686	12.9 (0.1)	1,554	12.8 (0.1)
전남	1,494	12.8 (0.1)	1,978	13.1 (0.1)	2,051	13.0 (0.1)	2,018	13.0 (0.1)	1,911	12.9 (0.1)	1,883	12.8 (0.1)	1,759	12.9 (0.1)	1,388	13.1 (0.2)
경북	1,944	12.7 (0.1)	2,582	12.8 (0.1)	2,715	12.9 (0.1)	2,701	13.0 (0.1)	2,613	13.0 (0.1)	2,523	12.9 (0.1)	2,191	13.2 (0.1)	1,748	13.1 (0.1)
경남	2,115	12.8 (0.1)	2,905	12.7 (0.2)	2,915	12.7 (0.1)	2,792	12.9 (0.1)	2,757	12.9 (0.1)	2,703	12.9 (0.1)	2,550	13.2 (0.1)	2,391	13.0 (0.1)
제주	940	12.8 (0.1)	1,369	12.5 (0.1)	1,363	12.8 (0.1)	1,257	12.6 (0.1)	1,115	12.7 (0.2)	1,050	12.6 (0.1)	782	13.2 (0.2)	753	12.9 (0.2)
<b>남학생</b>																
전 체	15,761	12.4 (0.0)	21,962	12.6 (0.0)	23,223	12.7 (0.0)	23,156	12.7 (0.0)	22,563	12.7 (0.0)	21,607	12.7 (0.0)	19,981	12.9 (0.0)	19,325	12.7 (0.0)
<b>학 년</b>																
중1	2,068	10.2 (0.1)	2,687	10.2 (0.1)	2,805	10.4 (0.1)	2,811	10.3 (0.1)	2,694	10.3 (0.1)	2,518	10.3 (0.1)	1,988	10.4 (0.1)	1,738	10.0 (0.1)
중2	2,454	11.2 (0.1)	2,840	11.0 (0.1)	2,974	11.2 (0.1)	3,283	11.3 (0.1)	3,165	11.3 (0.1)	2,852	11.3 (0.1)	2,477	11.2 (0.1)	2,194	10.9 (0.1)
중3	2,934	12.1 (0.1)	3,294	12.0 (0.1)	3,571	12.2 (0.1)	3,717	12.2 (0.1)	3,704	12.2 (0.1)	3,499	12.1 (0.1)	3,052	12.2 (0.1)	2,948	11.8 (0.1)
고1	3,902	13.3 (0.1)	4,033	13.2 (0.1)	4,411	13.1 (0.1)	4,388	13.2 (0.0)	4,330	13.0 (0.0)	3,945	13.1 (0.1)	3,898	13.3 (0.0)	3,747	13.0 (0.0)
고2	4,403	13.8 (0.1)	4,638	13.6 (0.1)	4,670	13.5 (0.1)	4,473	13.7 (0.0)	4,398	13.6 (0.1)	4,424	13.7 (0.1)	4,217	13.9 (0.0)	4,213	13.5 (0.0)
고3	-	-	4,470	13.9 (0.1)	4,792	14.0 (0.1)	4,484	14.0 (0.1)	4,272	14.1 (0.1)	4,369	14.0 (0.1)	4,349	14.2 (0.0)	4,485	14.1 (0.0)
<b>학교급</b>																
중학교	7,456	11.2 (0.0)	8,821	11.1 (0.0)	9,350	11.4 (0.0)	9,811	11.4 (0.0)	9,563	11.4 (0.0)	8,869	11.4 (0.0)	7,517	11.4 (0.0)	6,880	11.1 (0.0)
고등학교	8,305	13.5 (0.0)	13,141	13.6 (0.0)	13,873	13.5 (0.0)	13,345	13.6 (0.0)	13,000	13.6 (0.0)	12,738	13.6 (0.0)	12,464	13.8 (0.0)	12,445	13.6 (0.0)
일반계고	5,682	13.5 (0.1)	8,952	13.6 (0.0)	9,609	13.6 (0.0)	10,050	13.7 (0.0)	9,672	13.6 (0.0)	9,442	13.7 (0.0)	9,127	13.8 (0.0)	9,110	13.7 (0.0)
특성화계고	2,623	13.5 (0.1)	4,189	13.4 (0.1)	4,264	13.4 (0.1)	3,295	13.6 (0.1)	3,328	13.6 (0.0)	3,296	13.5 (0.1)	3,337	13.7 (0.1)	3,335	13.5 (0.1)

※평생 음주 경험자 중에서 처음으로 1잔 이상 술을 마신 연령의 평균

※기준('05~'09년)에는 학년의 평균연령으로 계산하였으나, '10년 이후에는 만나이로 계산하였으며, 연도비교를 위해 '10년 기준으로 '05~'09년 결과 재산출



(계속: 처음 음주 경험 연령)

(단위: 세)

구 분	'05		'06		'07		'08		'09		'10		'11		'12	
	N	평균(표준오차)	N	평균(표준오차)	N	평균(표준오차)	N	평균(표준오차)	N	평균(표준오차)	N	평균(표준오차)	N	평균(표준오차)	N	분율(표준오차)
<b>지 역</b>																
서울	1,814	12.3 (0.1)	2,313	12.7 (0.1)	2,610	12.5 (0.1)	2,426	12.7 (0.1)	2,434	12.6 (0.1)	2,245	12.8 (0.1)	2,733	12.9 (0.1)	2,464	12.6 (0.1)
부산	1,095	12.6 (0.2)	1,641	12.8 (0.1)	1,598	12.9 (0.1)	1,633	12.9 (0.1)	1,466	12.9 (0.2)	1,515	13.0 (0.1)	1,416	13.2 (0.1)	1,296	13.0 (0.1)
대구	1,088	12.6 (0.1)	1,568	12.5 (0.1)	1,525	12.5 (0.1)	1,495	12.8 (0.1)	1,449	12.8 (0.2)	1,347	12.9 (0.2)	1,167	12.8 (0.1)	1,263	12.8 (0.1)
인천	1,103	12.4 (0.1)	1,498	12.4 (0.1)	1,513	12.7 (0.2)	1,651	12.6 (0.1)	1,572	12.6 (0.1)	1,406	12.8 (0.2)	1,156	13.1 (0.2)	1,102	12.5 (0.2)
광주	873	12.4 (0.2)	1,226	12.4 (0.2)	1,314	12.7 (0.1)	1,231	12.6 (0.2)	1,222	12.6 (0.2)	1,118	12.7 (0.2)	829	13.0 (0.1)	832	12.5 (0.1)
대전	816	12.4 (0.2)	1,268	12.6 (0.2)	1,309	12.6 (0.1)	1,219	12.6 (0.1)	1,270	12.5 (0.2)	1,154	12.4 (0.1)	830	12.7 (0.1)	908	12.4 (0.2)
울산	771	12.8 (0.1)	1,160	12.9 (0.1)	1,198	12.7 (0.1)	1,199	12.9 (0.1)	1,212	12.9 (0.1)	1,265	12.8 (0.1)	723	13.0 (0.1)	695	13.0 (0.2)
경기	1,848	12.3 (0.1)	2,424	12.5 (0.1)	2,790	12.6 (0.1)	2,947	12.6 (0.1)	2,897	12.6 (0.1)	2,750	12.6 (0.1)	3,975	12.9 (0.1)	3,930	12.7 (0.1)
강원	737	12.4 (0.2)	1,107	12.6 (0.2)	963	13.0 (0.2)	1,246	12.7 (0.1)	1,169	12.9 (0.2)	1,094	13.0 (0.2)	759	13.2 (0.3)	675	12.8 (0.3)
충북	796	12.3 (0.2)	1,066	12.6 (0.2)	1,209	12.9 (0.2)	1,277	12.7 (0.2)	1,241	12.7 (0.2)	1,139	12.8 (0.2)	762	13.0 (0.2)	825	12.9 (0.3)
충남	820	12.2 (0.2)	1,077	12.3 (0.2)	1,160	12.5 (0.2)	1,221	12.7 (0.2)	1,175	12.8 (0.2)	1,158	12.8 (0.2)	1,024	12.9 (0.3)	930	12.6 (0.2)
전북	759	12.1 (0.3)	1,001	12.6 (0.2)	1,148	12.7 (0.2)	1,236	12.7 (0.2)	1,209	12.7 (0.2)	1,219	12.7 (0.2)	850	12.7 (0.2)	814	12.8 (0.2)
전남	712	12.6 (0.2)	988	13.0 (0.2)	1,070	13.0 (0.2)	1,027	12.9 (0.3)	989	12.8 (0.3)	1,031	12.6 (0.2)	862	12.7 (0.2)	720	13.1 (0.3)
경북	1,017	12.4 (0.2)	1,397	12.7 (0.2)	1,598	12.7 (0.2)	1,261	12.9 (0.2)	1,215	13.0 (0.2)	1,197	12.8 (0.2)	1,127	13.0 (0.2)	992	13.2 (0.2)
경남	1,006	12.7 (0.2)	1,508	12.4 (0.3)	1,571	12.6 (0.2)	1,352	12.8 (0.2)	1,363	12.8 (0.2)	1,351	12.8 (0.2)	1,375	13.1 (0.2)	1,390	12.9 (0.2)
제주	506	12.6 (0.2)	720	12.4 (0.2)	647	12.6 (0.2)	735	12.5 (0.2)	680	12.5 (0.2)	618	12.5 (0.3)	393	13.2 (0.3)	489	12.8 (0.3)
<b>여학생</b>																
전 체	15,611	12.8 (0.0)	20,269	12.9 (0.0)	20,274	12.9 (0.0)	20,448	13.0 (0.0)	19,396	13.0 (0.0)	18,279	13.0 (0.0)	18,322	13.1 (0.0)	15,393	12.9 (0.0)
<b>학 년</b>																
중1	1,916	10.8 (0.1)	2,055	10.6 (0.1)	2,072	10.8 (0.1)	2,093	10.8 (0.1)	1,956	10.7 (0.1)	1,969	10.6 (0.1)	1,643	10.7 (0.1)	1,352	10.1 (0.1)
중2	2,560	11.8 (0.1)	2,690	11.6 (0.0)	2,674	11.8 (0.1)	2,780	11.8 (0.1)	2,492	11.5 (0.1)	2,348	11.5 (0.1)	2,251	11.6 (0.1)	1,847	11.3 (0.1)
중3	2,946	12.7 (0.0)	3,103	12.5 (0.0)	3,266	12.5 (0.0)	3,129	12.6 (0.0)	2,847	12.5 (0.1)	2,757	12.4 (0.1)	2,702	12.6 (0.0)	2,164	12.1 (0.1)
고1	3,929	13.5 (0.0)	3,836	13.3 (0.0)	3,948	13.3 (0.0)	3,884	13.4 (0.0)	3,372	13.4 (0.0)	3,365	13.3 (0.1)	3,406	13.4 (0.0)	2,787	13.2 (0.0)
고2	4,260	13.9 (0.0)	4,236	13.7 (0.0)	4,029	13.7 (0.0)	4,507	13.8 (0.0)	4,365	13.8 (0.0)	3,914	13.8 (0.0)	4,224	13.9 (0.0)	3,435	13.7 (0.0)
고3	-	- -	4,349	14.1 (0.0)	4,285	14.0 (0.0)	4,055	14.0 (0.0)	4,364	14.2 (0.0)	3,926	14.2 (0.0)	4,096	14.3 (0.0)	3,808	14.2 (0.0)
<b>학교급</b>																
중학교	7,422	11.9 (0.0)	7,848	11.7 (0.0)	8,012	11.8 (0.0)	8,002	11.9 (0.0)	7,295	11.7 (0.0)	7,074	11.6 (0.0)	6,596	11.8 (0.0)	5,363	11.3 (0.0)
고등학교	8,189	13.7 (0.0)	12,421	13.7 (0.0)	12,262	13.7 (0.0)	12,446	13.7 (0.0)	12,101	13.8 (0.0)	11,205	13.8 (0.0)	11,726	13.9 (0.0)	10,030	13.7 (0.0)
일 반 계 고	5,380	13.8 (0.0)	8,164	13.8 (0.0)	8,065	13.8 (0.0)	8,412	13.8 (0.0)	8,414	13.9 (0.0)	7,964	13.9 (0.0)	7,679	14.0 (0.0)	7,339	13.8 (0.0)
특성화계고	2,809	13.5 (0.0)	4,257	13.5 (0.1)	4,197	13.4 (0.0)	4,034	13.5 (0.1)	3,687	13.7 (0.0)	3,241	13.6 (0.1)	4,047	13.7 (0.0)	2,691	13.5 (0.1)
<b>지 역</b>																
서울	1,806	12.8 (0.1)	2,234	13.0 (0.1)	2,240	12.9 (0.1)	2,148	13.0 (0.1)	2,115	12.9 (0.1)	1,962	12.9 (0.1)	2,765	13.2 (0.1)	2,497	12.9 (0.1)
부산	1,123	12.9 (0.1)	1,308	13.1 (0.2)	1,505	13.0 (0.1)	1,547	13.1 (0.1)	1,434	13.2 (0.1)	1,262	13.1 (0.1)	1,074	13.3 (0.1)	950	13.1 (0.2)
대구	1,056	13.0 (0.1)	1,417	13.0 (0.1)	1,475	13.0 (0.1)	1,340	13.1 (0.1)	1,221	13.0 (0.1)	1,187	13.0 (0.2)	957	13.2 (0.2)	715	13.1 (0.2)
인천	1,018	12.7 (0.2)	1,329	12.9 (0.2)	1,472	12.9 (0.1)	1,365	13.0 (0.1)	1,264	13.0 (0.1)	1,236	13.0 (0.2)	1,024	12.9 (0.2)	870	12.7 (0.2)
광주	780	12.8 (0.1)	1,007	12.8 (0.2)	1,059	12.7 (0.1)	938	13.1 (0.2)	941	12.9 (0.1)	875	12.8 (0.2)	725	12.9 (0.1)	555	12.8 (0.2)
대전	736	12.8 (0.2)	901	12.8 (0.1)	919	12.8 (0.2)	1,113	12.8 (0.1)	985	12.8 (0.2)	980	13.0 (0.1)	715	12.9 (0.1)	547	12.5 (0.2)
울산	747	13.0 (0.1)	1,064	13.0 (0.2)	1,089	13.3 (0.1)	998	13.2 (0.1)	877	12.9 (0.1)	727	12.9 (0.2)	742	13.1 (0.1)	459	13.2 (0.2)
경기	2,004	12.7 (0.1)	2,552	12.7 (0.1)	2,465	12.8 (0.1)	2,516	12.9 (0.1)	2,393	13.0 (0.1)	2,203	12.9 (0.1)	3,554	13.1 (0.1)	3,426	12.8 (0.1)
강원	782	12.7 (0.2)	1,030	13.0 (0.1)	927	13.2 (0.2)	938	13.1 (0.2)	984	13.3 (0.2)	978	13.1 (0.2)	729	13.1 (0.2)	651	13.1 (0.3)
충북	716	12.8 (0.2)	1,036	13.0 (0.2)	968	13.1 (0.1)	985	12.8 (0.2)	956	13.0 (0.2)	935	13.0 (0.2)	848	13.1 (0.2)	588	12.8 (0.3)
충남	790	12.6 (0.1)	1,166	12.7 (0.1)	1,069	13.0 (0.1)	1,166	12.9 (0.2)	1,047	12.9 (0.2)	1,005	12.9 (0.3)	828	13.1 (0.2)	706	12.9 (0.2)
전북	801	12.7 (0.2)	1,004	12.9 (0.2)	928	13.0 (0.2)	1,001	13.2 (0.2)	1,030	13.0 (0.2)	967	13.0 (0.2)	836	13.2 (0.2)	740	12.8 (0.2)
전남	782	13.0 (0.1)	990	13.2 (0.1)	981	13.1 (0.2)	991	13.0 (0.2)	922	13.0 (0.2)	852	13.2 (0.3)	897	13.2 (0.2)	668	13.0 (0.2)
경북	927	13.0 (0.2)	1,185	12.9 (0.2)	1,117	13.0 (0.2)	1,440	13.2 (0.2)	1,398	13.1 (0.2)	1,326	13.1 (0.2)	1,064	13.4 (0.2)	756	13.0 (0.3)
경남	1,109	12.9 (0.2)	1,397	13.0 (0.2)	1,344	12.9 (0.2)	1,440	13.0 (0.1)	1,394	13.0 (0.2)	1,352	13.1 (0.2)	1,175	13.2 (0.2)	1,001	13.2 (0.1)
제주	434	13.0 (0.2)	649	12.7 (0.2)	716	13.0 (0.2)	522	12.8 (0.3)	435	12.9 (0.4)	432	12.7 (0.2)	389	13.2 (0.2)	264	13.0 (0.4)



결과표20. 현재 음주자의 위험 음주율

(단위: %)


구 분	'05		'06		'07		'08		'09		'10		'11		'12	
	N	분율(표준오차)	N	분율(표준오차)	N	분율(표준오차)	N	분율(표준오차)	N	분율(표준오차)	N	분율(표준오차)	N	분율(표준오차)	N	분율(표준오차)
<b>전 체</b>																
전 체	15,388	44.2 (0.6)	19,616	47.3 (0.5)	21,078	46.0 (0.5)	18,691	44.6 (0.5)	15,984	47.4 (0.5)	15,555	47.2 (0.6)	15,594	48.8 (0.6)	14,323	47.6 (0.6)
<b>학 년</b>																
중1	1,561	16.4 (1.0)	1,619	16.7 (1.2)	1,823	15.2 (1.1)	1,441	16.8 (1.1)	1,205	15.4 (1.4)	1,211	18.1 (1.1)	1,049	19.4 (1.3)	805	19.3 (1.6)
중2	2,047	30.1 (1.4)	2,043	27.4 (1.5)	2,329	27.0 (1.2)	2,005	24.0 (1.3)	1,705	30.2 (1.5)	1,594	27.8 (1.3)	1,550	29.8 (1.2)	1,265	28.4 (1.5)
중3	2,623	37.5 (1.3)	2,553	38.3 (1.3)	3,056	36.9 (1.3)	2,553	34.1 (1.2)	2,178	36.8 (1.2)	2,163	38.0 (1.2)	2,035	40.2 (1.3)	1,846	37.1 (1.4)
고1	4,129	50.9 (1.1)	3,922	50.6 (1.3)	4,283	48.6 (1.0)	3,845	47.3 (1.2)	3,160	50.7 (1.0)	3,010	48.6 (1.2)	3,171	51.3 (1.1)	2,846	48.1 (1.0)
고2	5,028	58.3 (1.0)	4,839	56.9 (0.9)	4,774	55.5 (1.0)	4,543	52.9 (0.9)	3,920	54.9 (1.1)	3,803	55.0 (1.2)	3,897	54.7 (1.0)	3,668	54.2 (1.0)
고3	-	- -	4,640	60.3 (1.1)	4,813	62.1 (1.0)	4,304	58.4 (0.9)	3,816	60.6 (1.1)	3,774	60.4 (1.0)	3,892	59.7 (1.0)	3,893	56.7 (0.9)
<b>학교급</b>																
중학교	6,231	29.5 (0.8)	6,215	29.1 (0.8)	7,208	28.3 (0.8)	5,999	26.7 (0.8)	5,088	29.6 (0.8)	4,968	30.0 (0.7)	4,634	32.1 (0.8)	3,916	30.7 (0.9)
고등학교	9,157	55.0 (0.7)	13,401	56.3 (0.6)	13,870	55.6 (0.6)	12,692	52.9 (0.6)	10,896	55.7 (0.6)	10,587	55.2 (0.7)	10,960	55.5 (0.7)	10,407	53.5 (0.7)
일반계고	5,606	51.1 (0.9)	7,945	51.9 (0.8)	8,425	51.7 (0.8)	8,297	49.0 (0.8)	7,063	52.9 (0.8)	6,981	51.0 (0.8)	6,875	52.0 (0.8)	7,009	50.8 (0.8)
특성화계고	3,551	61.8 (1.1)	5,456	63.3 (0.9)	5,445	62.4 (0.9)	4,395	60.4 (0.9)	3,833	60.9 (1.0)	3,606	63.4 (1.0)	4,085	62.2 (1.3)	3,398	59.0 (1.0)
<b>지 역</b>																
서울	1,817	44.3 (1.2)	2,143	46.8 (1.5)	2,312	44.9 (1.4)	1,986	43.9 (1.5)	1,784	44.7 (1.3)	1,626	45.4 (1.7)	2,143	47.2 (1.3)	2,006	45.3 (1.4)
부산	1,069	41.0 (1.7)	1,370	45.9 (1.6)	1,544	46.0 (1.5)	1,326	42.4 (1.6)	1,088	47.5 (1.9)	1,089	49.4 (1.8)	1,045	48.1 (1.9)	865	49.1 (1.9)
대구	1,007	48.5 (1.9)	1,363	44.1 (1.5)	1,406	44.9 (1.9)	1,189	46.2 (2.0)	970	49.2 (2.0)	895	46.1 (2.1)	859	45.9 (2.0)	804	44.3 (2.4)
인천	1,035	42.7 (2.1)	1,371	45.6 (2.0)	1,434	43.2 (1.6)	1,300	44.9 (1.7)	1,090	47.7 (1.6)	1,002	44.4 (1.8)	861	43.5 (2.0)	757	44.9 (2.2)
광주	735	36.4 (2.0)	974	43.7 (1.9)	1,008	41.9 (1.7)	779	41.0 (1.3)	665	41.6 (1.8)	627	43.8 (1.8)	531	44.5 (1.9)	506	46.3 (3.1)
대전	771	43.7 (2.1)	980	47.8 (2.2)	1,057	46.4 (1.7)	965	43.2 (1.8)	844	47.6 (1.8)	802	43.6 (1.9)	647	45.3 (1.9)	598	43.0 (2.9)
울산	727	45.7 (1.8)	1,053	47.5 (1.9)	1,142	47.7 (1.7)	945	45.7 (2.0)	793	50.3 (1.6)	761	52.0 (1.6)	598	50.2 (2.4)	472	51.7 (3.1)
경기	1,935	44.7 (1.4)	2,305	45.8 (1.2)	2,639	44.0 (1.5)	2,367	43.2 (1.4)	2,046	47.3 (1.4)	1,973	44.9 (1.3)	3,160	49.4 (1.4)	3,143	45.2 (1.1)
강원	770	51.9 (2.0)	1,019	55.1 (1.9)	961	53.4 (2.1)	937	49.9 (2.4)	817	56.7 (2.2)	878	54.3 (2.3)	645	57.2 (2.7)	594	58.6 (4.1)
충북	776	43.6 (1.9)	955	46.0 (1.4)	1,134	48.5 (2.3)	1,041	45.6 (2.5)	910	49.8 (2.0)	872	47.2 (2.6)	760	52.9 (2.1)	632	49.0 (2.7)
충남	848	43.3 (2.7)	1,119	50.4 (2.3)	1,166	48.7 (2.2)	1,065	48.7 (2.0)	845	44.3 (2.3)	908	51.6 (2.5)	805	46.1 (1.6)	707	52.2 (2.1)
전북	728	41.1 (2.9)	929	47.9 (2.5)	999	46.0 (2.1)	975	41.0 (3.5)	865	47.0 (3.0)	877	46.4 (1.7)	675	49.3 (3.9)	581	48.4 (2.2)
전남	763	47.0 (2.7)	869	50.0 (3.2)	947	46.0 (2.2)	822	49.7 (1.8)	715	51.6 (2.1)	733	50.2 (2.4)	653	48.6 (2.2)	576	49.0 (5.0)
경북	945	45.2 (3.0)	1,178	51.8 (2.0)	1,330	51.7 (2.0)	1,208	50.2 (1.7)	985	44.6 (1.9)	1,019	46.6 (2.5)	859	53.1 (3.2)	729	54.2 (2.9)
경남	1,006	43.8 (2.4)	1,370	51.0 (1.4)	1,381	49.8 (1.9)	1,261	43.9 (2.0)	1,163	50.9 (2.3)	1,125	55.0 (2.4)	1,005	52.3 (2.3)	1,021	50.4 (2.1)
제주	456	40.4 (2.1)	618	44.5 (2.9)	618	48.0 (1.5)	525	41.3 (2.4)	404	46.0 (2.7)	368	46.3 (4.2)	348	49.3 (2.2)	332	49.4 (3.4)
<b>남학생</b>																
전 체	7,980	37.9 (0.8)	10,640	42.3 (0.7)	11,840	42.2 (0.8)	10,193	41.0 (0.7)	9,261	44.6 (0.7)	9,040	44.4 (0.7)	8,852	46.3 (0.8)	8,627	45.6 (0.8)
<b>학 년</b>																
중1	773	11.6 (1.2)	836	12.4 (1.3)	1,018	8.3 (1.0)	772	9.9 (1.3)	685	9.4 (1.7)	676	11.9 (1.3)	552	12.4 (1.5)	431	12.3 (2.4)
중2	959	18.9 (1.8)	1,023	17.8 (1.7)	1,181	19.8 (1.4)	1,054	17.6 (1.5)	968	22.4 (1.8)	872	21.9 (1.8)	815	21.3 (1.5)	663	21.2 (1.7)
중3	1,378	28.5 (1.4)	1,347	30.7 (1.8)	1,654	29.6 (1.6)	1,404	27.5 (1.3)	1,306	32.6 (1.6)	1,263	31.5 (1.5)	1,167	35.4 (1.5)	1,140	32.4 (1.5)
고1	2,181	44.4 (1.5)	2,110	44.0 (1.6)	2,402	44.1 (1.2)	2,127	43.4 (1.4)	1,920	46.4 (1.3)	1,766	43.7 (1.4)	1,872	47.2 (1.3)	1,781	44.4 (1.3)
고2	2,689	53.3 (1.3)	2,701	51.4 (1.3)	2,806	52.4 (1.2)	2,383	50.2 (1.2)	2,261	54.0 (1.4)	2,255	52.9 (1.5)	2,176	52.2 (1.3)	2,211	53.1 (1.2)
고3	-	- -	2,623	57.7 (1.6)	2,779	60.8 (1.3)	2,453	56.6 (1.2)	2,121	58.8 (1.4)	2,208	60.7 (1.2)	2,270	60.0 (1.3)	2,401	56.7 (1.2)
<b>학교급</b>																
중학교	3,110	21.1 (1.0)	3,206	21.9 (0.9)	3,853	21.2 (0.9)	3,230	20.3 (0.9)	2,959	24.1 (0.9)	2,811	23.8 (0.8)	2,534	26.0 (1.0)	2,234	25.2 (1.1)
고등학교	4,870	49.3 (1.0)	7,434	51.6 (0.8)	7,987	52.7 (0.8)	6,963	50.2 (0.8)	6,302	53.5 (0.9)	6,229	53.2 (0.8)	6,318	53.7 (0.9)	6,393	52.1 (0.8)
일반계고	3,113	45.4 (1.1)	4,623	47.9 (1.0)	5,128	49.0 (1.0)	4,926	47.1 (0.9)	4,303	50.7 (1.1)	4,273	49.4 (1.0)	4,273	50.5 (1.0)	4,349	49.1 (1.0)
특성화계고	1,757	56.7 (1.6)	2,811	58.4 (1.0)	2,859	59.9 (1.1)	2,037	56.6 (1.2)	1,999	59.2 (1.3)	1,956	61.0 (1.2)	2,045	60.0 (1.9)	2,044	58.6 (1.3)

※ 현재 음주자 중에서 최근 30일 동안 1회 평균 음주량이 중등도 이상(남자: 소주 5잔 이상, 여자: 소주 3잔 이상)인 사람의 분율



(계속: 현재 음주자의 위험 음주율)

(단위: %)

구 분	'05		'06		'07		'08		'09		'10		'11		'12	
	N	분율(표준오차)	N	분율(표준오차)	N	분율(표준오차)	N	분율(표준오차)	N	분율(표준오차)	N	분율(표준오차)	N	분율(표준오차)	N	분율(표준오차)
<b>지 역</b>																
서울	909	38.0 (2.2)	1,124	40.5 (2.2)	1,269	41.8 (2.0)	1,101	40.4 (1.7)	1,050	42.3 (1.9)	953	41.5 (2.0)	1,171	44.1 (1.8)	1,057	41.3 (1.8)
부산	541	36.0 (2.3)	811	38.8 (1.9)	817	39.4 (1.9)	688	37.9 (2.6)	615	44.0 (2.5)	659	46.2 (2.4)	644	46.9 (2.2)	535	46.1 (2.7)
대구	528	42.7 (2.4)	749	41.1 (2.8)	736	39.3 (2.5)	637	40.8 (2.3)	585	45.5 (3.0)	501	42.3 (3.1)	517	42.5 (2.4)	537	41.7 (2.7)
인천	563	36.8 (2.5)	743	39.3 (2.7)	758	38.4 (3.0)	733	41.4 (2.8)	655	47.3 (2.7)	548	44.0 (3.2)	517	41.5 (3.1)	459	45.1 (3.4)
광주	416	31.4 (2.6)	565	39.4 (3.0)	588	39.3 (2.3)	448	38.6 (5.4)	394	38.2 (1.9)	371	40.3 (4.8)	320	40.5 (2.5)	338	41.5 (4.0)
대전	420	37.5 (2.6)	596	42.8 (3.1)	675	41.6 (1.9)	507	40.9 (2.4)	488	43.3 (2.4)	467	38.1 (3.2)	378	41.1 (2.5)	390	38.2 (4.6)
울산	378	42.6 (2.8)	560	43.7 (2.8)	605	42.1 (2.7)	523	40.8 (2.3)	493	48.2 (1.9)	525	47.0 (1.9)	307	46.4 (3.9)	303	48.5 (3.4)
경기	947	37.6 (1.9)	1,196	41.0 (1.5)	1,500	40.5 (2.0)	1,336	40.2 (1.8)	1,227	45.5 (1.7)	1,182	42.9 (1.4)	1,759	46.7 (1.9)	1,814	42.8 (1.5)
강원	390	43.4 (3.0)	551	50.7 (3.3)	533	52.9 (2.7)	580	49.5 (3.2)	480	54.6 (3.2)	495	53.0 (3.6)	339	61.7 (4.5)	323	58.6 (6.5)
충북	418	40.6 (3.1)	499	41.4 (1.6)	673	44.8 (2.4)	619	44.9 (3.8)	554	45.1 (3.1)	528	43.4 (3.2)	387	50.7 (2.7)	397	47.9 (3.3)
충남	418	34.9 (3.4)	577	45.0 (2.6)	649	48.5 (3.7)	555	45.6 (2.8)	499	43.8 (3.2)	553	49.7 (3.6)	501	44.2 (2.2)	430	52.7 (3.0)
전북	365	33.6 (5.0)	469	46.0 (4.0)	556	42.7 (4.0)	578	36.4 (4.8)	507	40.4 (3.0)	546	44.8 (2.0)	394	48.5 (5.6)	363	49.8 (3.2)
전남	398	42.5 (3.6)	477	45.0 (3.2)	562	43.3 (2.9)	424	45.6 (2.5)	381	50.5 (3.1)	424	48.8 (3.2)	354	45.6 (3.0)	307	42.8 (4.8)
경북	535	39.9 (3.6)	680	50.4 (2.8)	849	48.3 (3.2)	516	42.5 (2.6)	451	39.9 (3.0)	481	43.2 (3.1)	459	49.6 (4.9)	452	55.0 (3.4)
경남	500	35.0 (2.9)	727	44.9 (1.9)	782	43.0 (2.7)	642	40.5 (3.0)	631	46.1 (3.6)	585	51.2 (3.5)	608	51.3 (2.9)	670	51.5 (1.9)
제주	254	36.1 (2.5)	316	39.3 (4.0)	288	42.4 (3.0)	306	39.2 (3.0)	251	43.3 (4.1)	222	42.6 (5.9)	197	42.6 (3.1)	252	50.3 (4.7)
 <b>여학생</b>																
전 체	7,408	51.2 (0.7)	8,976	53.6 (0.8)	9,238	51.0 (0.8)	8,498	49.2 (0.8)	6,723	51.4 (0.8)	6,515	51.3 (0.9)	6,742	52.5 (0.7)	5,696	50.8 (0.8)
<b>학 년</b>																
중1	788	21.0 (1.5)	783	21.5 (1.8)	805	23.6 (2.1)	669	24.4 (2.0)	520	22.4 (1.9)	535	26.0 (2.3)	497	26.9 (2.2)	374	27.3 (2.3)
중2	1,088	40.3 (1.5)	1,020	37.5 (2.1)	1,148	34.5 (1.6)	951	31.4 (1.8)	737	39.7 (2.0)	722	34.7 (2.3)	735	40.0 (1.9)	602	37.2 (2.2)
중3	1,245	47.8 (2.0)	1,206	47.4 (1.9)	1,402	45.8 (1.7)	1,149	42.6 (1.8)	872	42.9 (1.6)	900	46.6 (1.8)	868	47.0 (2.1)	706	44.3 (2.3)
고1	1,948	58.6 (1.4)	1,812	58.5 (1.7)	1,881	54.6 (1.6)	1,718	52.5 (1.8)	1,240	57.3 (1.8)	1,244	55.9 (2.1)	1,299	58.2 (1.5)	1,065	54.5 (1.7)
고2	2,339	64.3 (1.3)	2,138	64.1 (1.3)	1,968	59.8 (1.6)	2,160	56.3 (1.4)	1,659	56.3 (1.5)	1,548	58.4 (1.8)	1,721	58.6 (1.4)	1,457	55.9 (1.7)
고3	-	- -	2,017	64.0 (1.5)	2,034	64.1 (1.7)	1,851	61.0 (1.5)	1,695	63.3 (1.4)	1,566	60.1 (1.6)	1,622	59.1 (1.5)	1,492	56.8 (1.4)
<b>학교급</b>																
중학교	3,121	38.0 (0.9)	3,009	37.3 (1.2)	3,355	36.5 (1.0)	2,769	34.4 (1.3)	2,129	36.6 (1.1)	2,157	37.9 (1.2)	2,100	39.7 (1.2)	1,682	38.1 (1.4)
고등학교	4,287	61.8 (0.9)	5,967	62.4 (0.9)	5,883	59.6 (0.9)	5,729	56.6 (1.0)	4,594	59.1 (0.9)	4,358	58.3 (1.1)	4,642	58.7 (0.9)	4,014	55.9 (1.0)
일 반 계 고	2,493	58.2 (1.1)	3,322	57.8 (1.1)	3,297	55.8 (1.0)	3,371	51.7 (1.3)	2,760	56.6 (1.1)	2,708	53.5 (1.3)	2,602	54.6 (1.1)	2,660	53.9 (1.2)
특성화계고	1,794	67.4 (1.4)	2,645	68.8 (1.4)	2,586	65.4 (1.4)	2,358	64.8 (1.2)	1,834	63.2 (1.4)	1,650	66.6 (1.6)	2,040	65.7 (1.4)	1,354	59.5 (1.7)
<b>지 역</b>																
서울	908	50.8 (1.6)	1,019	54.5 (2.0)	1,043	48.7 (2.0)	885	48.7 (2.5)	734	48.4 (2.0)	673	51.0 (2.8)	972	52.0 (1.6)	949	51.2 (1.9)
부산	528	46.8 (2.8)	559	54.7 (2.7)	727	53.9 (1.7)	638	48.0 (2.3)	473	53.1 (2.9)	430	54.4 (2.8)	401	50.1 (3.4)	330	53.4 (2.6)
대구	479	56.3 (3.0)	614	48.4 (2.5)	670	52.7 (2.7)	552	54.1 (2.7)	385	55.4 (2.5)	394	51.6 (2.1)	342	51.7 (3.1)	267	48.4 (3.6)
인천	472	49.5 (3.3)	628	53.5 (2.6)	676	49.0 (2.3)	567	49.1 (2.3)	435	48.4 (2.9)	454	45.1 (3.2)	344	47.1 (3.4)	298	44.6 (3.5)
광주	319	42.5 (2.6)	409	49.0 (2.1)	420	45.4 (3.5)	331	44.1 (4.7)	271	46.7 (3.3)	256	49.3 (3.6)	211	50.9 (2.5)	168	55.0 (4.2)
대전	351	50.1 (2.8)	384	54.4 (3.2)	382	53.0 (3.4)	458	46.1 (3.5)	356	53.2 (2.0)	335	50.9 (2.7)	269	52.0 (3.2)	208	50.0 (4.1)
울산	349	49.6 (2.7)	493	52.8 (3.0)	537	55.0 (1.8)	422	51.6 (2.6)	300	53.2 (2.7)	236	59.5 (2.7)	291	55.7 (3.8)	169	57.2 (4.9)
경기	988	52.2 (1.5)	1,109	51.7 (2.0)	1,139	48.4 (2.1)	1,031	47.0 (2.0)	819	49.7 (2.3)	791	47.7 (2.5)	1,401	53.1 (1.5)	1,329	49.0 (1.4)
강원	380	61.0 (3.2)	468	60.1 (3.2)	428	54.0 (4.5)	357	50.4 (4.3)	337	59.8 (3.2)	383	56.1 (3.9)	306	51.7 (3.8)	271	58.7 (2.7)
충북	358	47.4 (3.2)	456	51.9 (2.7)	461	54.5 (3.5)	422	46.5 (2.9)	356	56.9 (2.8)	344	52.7 (4.1)	373	56.1 (3.2)	235	50.6 (5.2)
충남	430	52.4 (3.1)	542	57.6 (4.3)	517	49.0 (3.5)	510	52.6 (2.6)	346	45.1 (4.3)	355	54.9 (2.9)	304	49.1 (2.3)	277	51.4 (4.0)
전북	363	48.5 (2.8)	460	50.0 (2.4)	443	50.0 (3.5)	397	46.9 (4.5)	358	56.7 (3.2)	331	48.6 (4.7)	281	50.8 (3.9)	218	45.7 (5.1)
전남	365	52.7 (2.8)	392	56.3 (4.9)	385	49.9 (3.1)	398	54.9 (2.2)	334	53.1 (3.3)	309	52.5 (3.8)	299	53.2 (2.7)	269	57.1 (5.4)
경북	410	52.5 (4.7)	498	53.8 (3.7)	481	56.6 (2.5)	692	59.5 (2.4)	534	50.6 (3.0)	538	51.3 (3.3)	400	58.7 (2.9)	277	52.7 (4.3)
경남	506	53.4 (2.4)	643	58.5 (2.2)	599	60.0 (2.5)	619	48.6 (2.3)	532	58.0 (2.3)	540	60.0 (1.9)	397	54.0 (3.7)	351	48.5 (4.2)
제주	202	45.7 (3.0)	302	50.2 (3.2)	330	53.8 (2.4)	219	43.6 (2.5)	153	49.5 (2.4)	146	51.6 (5.5)	151	57.8 (3.6)	80	47.4 (3.7)



결과표21. 현재 음주자의 문제음주율

(단위: %)

구 분	'05			'06			'07			'08			'09			'10			'11			'12		
	N	분율(표준오차)		N	분율(표준오차)		N	분율(표준오차)		N	분율(표준오차)		N	분율(표준오차)		N	분율(표준오차)		N	분율(표준오차)		N	분율(표준오차)	
<b>전 체</b>																								
전 체	-	-	-	20,467	39.0 (0.5)		21,078	42.2 (0.5)		18,691	42.3 (0.5)		15,984	40.0 (0.6)		15,555	38.7 (0.6)		15,594	39.8 (0.5)		14,323	41.3 (0.5)	
<b>학 년</b>																								
중1	-	-	-	1,821	18.1 (1.1)		1,823	21.3 (1.4)		1,441	21.0 (1.3)		1,205	17.6 (1.3)		1,211	21.2 (1.5)		1,049	20.6 (1.4)		805	21.5 (1.6)	
중2	-	-	-	2,206	25.4 (1.2)		2,329	28.0 (1.2)		2,005	28.9 (1.3)		1,705	26.2 (1.4)		1,594	29.0 (1.3)		1,550	28.7 (1.2)		1,265	27.2 (1.4)	
중3	-	-	-	2,717	32.4 (1.1)		3,056	36.2 (1.0)		2,553	35.0 (1.1)		2,178	33.4 (1.2)		2,163	30.4 (1.0)		2,035	36.5 (1.2)		1,846	36.0 (1.2)	
고1	-	-	-	4,052	39.2 (1.1)		4,283	43.3 (1.0)		3,845	44.3 (1.2)		3,160	42.7 (1.0)		3,010	37.9 (1.2)		3,171	40.4 (0.9)		2,846	41.0 (1.0)	
고2	-	-	-	4,940	46.5 (0.9)		4,774	49.2 (0.9)		4,543	47.3 (0.9)		3,920	45.8 (1.2)		3,803	42.1 (1.0)		3,897	42.6 (1.0)		3,668	44.1 (1.0)	
고3	-	-	-	4,731	50.0 (1.1)		4,813	53.5 (1.2)		4,304	53.1 (1.0)		3,816	48.8 (1.1)		3,774	49.9 (1.2)		3,892	46.9 (0.9)		3,893	49.0 (0.9)	
<b>학교급</b>																								
중학교	-	-	-	6,744	26.3 (0.7)		7,208	29.8 (0.7)		5,999	29.7 (0.8)		5,088	27.3 (0.8)		4,968	27.8 (0.7)		4,634	30.4 (0.7)		3,916	30.3 (0.9)	
고등학교	-	-	-	13,723	45.6 (0.6)		13,870	48.8 (0.7)		12,692	48.3 (0.6)		10,896	45.9 (0.7)		10,587	43.8 (0.7)		10,960	43.6 (0.6)		10,407	45.1 (0.6)	
일반계고	-	-	-	8,156	41.0 (0.9)		8,425	44.6 (0.7)		8,297	43.9 (0.8)		7,063	42.8 (0.8)		6,981	38.9 (0.8)		6,875	39.7 (0.7)		7,009	41.7 (0.7)	
특성화계고	-	-	-	5,567	53.2 (0.9)		5,445	56.2 (1.2)		4,395	56.4 (1.2)		3,833	51.7 (1.1)		3,606	53.3 (1.2)		4,085	50.8 (0.9)		3,398	52.2 (1.0)	
<b>지 역</b>																								
서울	-	-	-	2,239	36.4 (1.2)		2,312	40.7 (1.1)		1,986	41.2 (1.4)		1,784	36.3 (1.4)		1,626	36.6 (1.6)		2,143	37.7 (1.2)		2,006	39.6 (1.1)	
부산	-	-	-	1,434	36.4 (1.4)		1,544	41.6 (1.6)		1,326	38.7 (1.3)		1,088	37.6 (1.7)		1,089	37.8 (1.4)		1,045	36.1 (1.8)		865	35.0 (1.9)	
대구	-	-	-	1,422	37.3 (1.4)		1,406	39.3 (1.7)		1,189	40.4 (1.7)		970	40.1 (1.9)		895	36.0 (1.8)		859	37.4 (1.7)		804	39.7 (1.5)	
인천	-	-	-	1,443	37.0 (1.6)		1,434	39.0 (1.6)		1,300	40.9 (1.4)		1,090	37.7 (1.2)		1,002	33.7 (1.5)		861	32.7 (1.5)		757	34.6 (2.0)	
광주	-	-	-	1,014	38.8 (2.0)		1,008	42.5 (1.5)		779	43.1 (1.5)		665	40.1 (2.0)		627	43.1 (4.5)		531	39.0 (1.8)		506	40.0 (3.3)	
대전	-	-	-	1,013	39.3 (2.1)		1,057	39.8 (1.3)		965	44.1 (2.2)		844	40.8 (1.4)		802	34.5 (1.3)		647	38.9 (1.8)		598	36.6 (2.2)	
울산	-	-	-	1,086	37.4 (2.7)		1,142	41.4 (1.7)		945	44.0 (1.6)		793	42.9 (1.1)		761	37.0 (1.3)		598	37.3 (1.3)		472	40.6 (3.0)	
경기	-	-	-	2,402	39.7 (1.5)		2,639	41.8 (1.5)		2,367	41.6 (1.4)		2,046	41.4 (1.5)		1,973	38.2 (1.4)		3,160	40.3 (1.1)		3,143	40.3 (1.1)	
강원	-	-	-	1,067	48.1 (2.8)		961	47.4 (3.3)		937	49.6 (2.0)		817	47.3 (2.5)		878	44.3 (2.3)		645	47.6 (1.9)		594	53.7 (1.4)	
충북	-	-	-	1,002	40.8 (2.2)		1,134	44.3 (1.7)		1,041	41.3 (1.9)		910	41.3 (1.5)		872	39.3 (2.2)		760	43.0 (1.4)		632	45.8 (3.5)	
충남	-	-	-	1,176	42.5 (1.8)		1,166	45.2 (2.0)		1,065	43.2 (2.3)		845	39.9 (2.2)		908	44.5 (2.1)		805	39.9 (2.4)		707	46.4 (1.9)	
전북	-	-	-	967	41.1 (2.6)		999	43.3 (2.6)		975	40.5 (2.6)		865	41.9 (2.5)		877	40.2 (2.0)		675	41.6 (2.3)		581	45.7 (2.5)	
전남	-	-	-	904	38.4 (1.8)		947	46.3 (2.5)		822	46.3 (2.5)		715	43.5 (2.5)		733	44.1 (2.9)		653	43.3 (2.9)		576	44.8 (2.5)	
경북	-	-	-	1,233	40.8 (2.1)		1,330	44.1 (1.8)		1,208	44.0 (2.6)		985	38.5 (2.1)		1,019	38.3 (1.7)		859	43.3 (1.8)		729	47.1 (3.2)	
경남	-	-	-	1,425	40.2 (2.3)		1,381	45.1 (1.9)		1,261	47.0 (2.4)		1,163	41.8 (2.4)		1,125	42.6 (2.3)		1,005	43.2 (1.9)		1,021	42.8 (1.8)	
제주	-	-	-	640	40.9 (1.6)		618	42.5 (1.7)		525	41.8 (2.1)		404	42.2 (3.6)		368	40.4 (2.9)		348	45.0 (2.1)		332	40.8 (4.0)	
<b>남학생</b>																								
전 체	-	-	-	11,211	36.3 (0.7)		11,840	39.8 (0.7)		10,193	39.8 (0.7)		9,261	38.9 (0.7)		9,040	37.7 (0.7)		8,852	38.8 (0.6)		8,627	41.0 (0.7)	
<b>학 년</b>																								
중1	-	-	-	971	14.3 (1.2)		1,018	14.4 (1.4)		772	15.6 (1.6)		685	12.4 (1.4)		676	15.9 (1.6)		552	16.8 (1.8)		431	18.8 (2.4)	
중2	-	-	-	1,128	19.6 (1.5)		1,181	21.5 (1.3)		1,054	22.7 (1.5)		968	21.6 (1.7)		872	27.3 (1.8)		815	23.9 (1.6)		663	23.8 (1.9)	
중3	-	-	-	1,458	27.1 (1.4)		1,654	32.1 (1.4)		1,404	30.4 (1.3)		1,306	32.0 (1.6)		1,263	27.8 (1.3)		1,167	35.8 (1.5)		1,140	33.3 (1.5)	
고1	-	-	-	2,205	34.5 (1.4)		2,402	40.0 (1.3)		2,127	40.8 (1.6)		1,920	40.5 (1.3)		1,766	35.0 (1.6)		1,872	37.8 (1.1)		1,781	39.3 (1.2)	
고2	-	-	-	2,772	44.7 (1.0)		2,806	49.0 (1.1)		2,383	46.0 (1.2)		2,261	45.7 (1.4)		2,255	40.8 (1.3)		2,176	43.0 (1.4)		2,211	44.0 (1.2)	
고3	-	-	-	2,677	49.7 (1.6)		2,779	53.1 (1.3)		2,453	52.5 (1.4)		2,121	48.8 (1.5)		2,208	51.7 (1.5)		2,270	46.3 (1.0)		2,401	50.5 (1.2)	
<b>학교급</b>																								
중학교	-	-	-	3,557	21.3 (0.8)		3,853	24.3 (0.8)		3,230	24.5 (0.9)		2,959	24.2 (1.0)		2,811	24.8 (0.9)		2,534	28.0 (1.0)		2,234	27.7 (1.1)	
고등학교	-	-	-	7,654	43.6 (0.8)		7,987	47.6 (0.9)		6,963	46.5 (0.9)		6,302	45.3 (0.9)		6,229	43.2 (1.0)		6,318	42.7 (0.7)		6,393	45.2 (0.8)	
일반계고	-	-	-	4,770	39.0 (1.0)		5,128	43.9 (1.0)		4,926	43.1 (0.9)		4,303	42.7 (1.1)		4,273	38.7 (1.1)		4,273	39.5 (0.9)		4,349	42.2 (0.9)	
특성화계고	-	-	-	2,884	52.1 (1.1)		2,859	54.9 (1.4)		2,037	53.7 (1.8)		1,999	50.5 (1.3)		1,956	52.7 (1.4)		2,045	49.2 (1.3)		2,044	51.7 (1.3)	

※현재 음주자 중에서 최근 12개월 동안 음주 후 문제행동(스트레스를 풀기 위해 또는 어울리기 위해 술을 마신 경험, 혼자서 술을 마신 경험, 가족이나 친구로부터 술을 줄이라는 충고를 들은 경험, 술을 마시고 오토바이나 자전거 운전을 하거나 술을 마신 사람이 운전하는 오토바이나 자전거, 자동차에 탑승한 경험, 술을 마시고 기억이 끊긴 경험, 술을 마시고 다른 사람과 시비를 벌인 경험)을 두 가지 이상 경험한 적이 있는 사람의 분율



(계속: 현재 음주자의 문제음주율)

(단위: %)

구 분	'05			'06			'07			'08			'09			'10			'11			'12		
	N	분	율(표준오차)	N	분	율(표준오차)	N	분	율(표준오차)	N	분	율(표준오차)	N	분	율(표준오차)	N	분	율(표준오차)	N	분	율(표준오차)	N	분	율(표준오차)
<b>지 역</b>																								
서울	-	-	-	1,200	32.6	(1.6)	1,269	38.8	(1.6)	1,101	38.9	(1.8)	1,050	34.1	(1.7)	953	34.8	(1.8)	1,171	36.1	(1.6)	1,057	38.6	(1.5)
부산	-	-	-	859	33.3	(1.8)	817	39.9	(2.3)	688	34.2	(2.1)	615	36.8	(2.2)	659	35.3	(2.0)	644	37.1	(2.1)	535	35.0	(2.5)
대구	-	-	-	790	36.2	(1.8)	736	34.4	(1.9)	637	35.4	(1.7)	585	37.4	(2.6)	501	33.1	(2.3)	517	37.3	(2.3)	537	39.6	(1.8)
인천	-	-	-	796	34.9	(2.1)	758	35.2	(2.2)	733	39.0	(2.0)	655	37.2	(1.8)	548	31.7	(2.1)	517	31.5	(2.0)	459	35.6	(2.6)
광주	-	-	-	591	36.6	(3.0)	588	41.6	(2.1)	448	42.0	(4.4)	394	41.3	(3.6)	371	46.0	(6.5)	320	37.8	(2.5)	338	38.6	(4.1)
대전	-	-	-	618	34.9	(2.6)	675	37.2	(1.7)	507	46.1	(3.7)	488	39.6	(2.5)	467	34.5	(2.3)	378	34.2	(2.1)	390	34.0	(3.0)
울산	-	-	-	580	33.8	(4.3)	605	37.7	(3.0)	523	40.4	(2.2)	493	42.7	(1.6)	525	35.6	(1.4)	307	36.8	(2.5)	303	35.3	(2.3)
경기	-	-	-	1,257	36.8	(1.8)	1,500	39.5	(1.9)	1,336	39.4	(1.8)	1,227	41.7	(2.0)	1,182	37.6	(1.8)	1,759	38.6	(1.4)	1,814	39.1	(1.5)
강원	-	-	-	580	48.0	(4.3)	533	43.8	(4.2)	580	48.0	(3.0)	480	47.2	(3.3)	495	46.2	(3.1)	339	47.7	(3.4)	323	55.3	(2.0)
충북	-	-	-	537	37.6	(3.4)	673	44.5	(2.3)	619	38.4	(3.2)	554	39.2	(2.0)	528	37.3	(2.4)	387	44.2	(1.9)	397	47.1	(4.5)
충남	-	-	-	610	40.8	(2.0)	649	43.4	(2.8)	555	41.8	(2.7)	499	39.8	(3.1)	553	45.2	(2.8)	501	39.4	(2.0)	430	47.9	(2.6)
전북	-	-	-	491	39.2	(3.7)	556	40.4	(4.4)	578	38.7	(3.1)	507	37.6	(2.8)	546	40.4	(2.6)	394	40.5	(3.4)	363	46.3	(3.6)
전남	-	-	-	494	37.1	(3.9)	562	45.1	(3.4)	424	44.0	(4.9)	381	41.9	(3.5)	424	44.3	(4.8)	354	45.6	(3.5)	307	45.7	(2.5)
경북	-	-	-	712	39.6	(3.2)	849	43.4	(2.0)	516	37.0	(4.5)	451	35.9	(2.9)	481	36.1	(3.2)	459	42.2	(2.9)	452	49.3	(3.1)
경남	-	-	-	767	36.7	(2.5)	782	40.2	(2.6)	642	45.4	(2.7)	631	41.6	(3.4)	585	40.8	(3.6)	608	43.5	(2.2)	670	44.3	(2.3)
제주	-	-	-	329	40.0	(3.1)	288	41.1	(2.7)	306	39.2	(2.9)	251	39.0	(3.3)	222	36.8	(3.1)	197	42.6	(2.8)	252	36.8	(4.0)
<b>여학생</b>																								
전 체	-	-	-	9,256	42.5	(0.8)	9,238	45.2	(0.7)	8,498	45.7	(0.8)	6,723	41.6	(0.8)	6,515	40.2	(0.8)	6,742	41.2	(0.7)	5,696	41.8	(0.7)
<b>학 년</b>																								
중1	-	-	-	850	22.6	(1.7)	805	29.9	(2.1)	669	26.9	(1.9)	520	23.5	(2.0)	535	28.0	(2.7)	497	24.8	(1.9)	374	24.5	(2.3)
중2	-	-	-	1,078	31.7	(1.9)	1,148	34.9	(1.9)	951	36.0	(1.8)	737	31.9	(1.9)	722	31.0	(1.9)	735	34.5	(1.7)	602	31.3	(1.9)
중3	-	-	-	1,259	39.0	(1.9)	1,402	41.2	(1.5)	1,149	40.9	(1.9)	872	35.5	(1.6)	900	33.7	(1.6)	868	37.5	(1.7)	706	40.3	(2.1)
고1	-	-	-	1,847	45.0	(1.6)	1,881	47.7	(1.4)	1,718	49.0	(2.0)	1,240	46.1	(1.5)	1,244	42.2	(1.9)	1,299	44.9	(1.5)	1,065	44.0	(1.6)
고2	-	-	-	2,168	48.9	(1.4)	1,968	49.7	(1.5)	2,160	49.1	(1.4)	1,659	45.9	(1.6)	1,548	44.0	(1.7)	1,721	42.0	(1.5)	1,457	44.4	(1.5)
고3	-	-	-	2,054	50.6	(1.6)	2,034	54.0	(1.9)	1,851	53.9	(1.3)	1,695	48.7	(1.7)	1,566	47.2	(1.7)	1,622	48.0	(1.5)	1,492	46.4	(1.3)
<b>학교급</b>																								
중학교	-	-	-	3,187	32.1	(1.1)	3,355	36.3	(1.0)	2,769	35.8	(1.2)	2,129	31.2	(1.0)	2,157	31.5	(1.1)	2,100	33.4	(0.9)	1,682	33.8	(1.3)
고등학교	-	-	-	6,069	48.3	(0.9)	5,883	50.5	(0.9)	5,729	50.6	(1.0)	4,594	47.0	(1.0)	4,358	44.6	(1.1)	4,642	45.0	(0.9)	4,014	45.0	(0.8)
일 반 계 고	-	-	-	3,386	44.0	(1.3)	3,297	45.8	(1.0)	3,371	45.2	(1.3)	2,760	43.0	(1.0)	2,708	39.3	(1.2)	2,602	40.2	(1.2)	2,660	40.7	(1.0)
특성화계고	-	-	-	2,683	54.4	(1.2)	2,586	57.8	(1.7)	2,358	59.6	(1.2)	1,834	53.4	(1.8)	1,650	54.0	(1.9)	2,040	53.2	(1.2)	1,354	52.8	(1.4)
<b>지 역</b>																								
서울	-	-	-	1,039	41.3	(1.8)	1,043	42.9	(1.7)	885	44.4	(2.1)	734	39.7	(2.3)	673	39.2	(2.8)	972	40.2	(1.6)	949	41.0	(1.5)
부산	-	-	-	575	40.3	(2.7)	727	43.5	(2.1)	638	44.3	(1.9)	473	38.9	(2.2)	430	42.0	(2.2)	401	34.5	(2.9)	330	35.0	(3.4)
대구	-	-	-	632	38.9	(2.7)	670	46.1	(2.7)	552	47.8	(2.6)	385	44.6	(3.7)	394	40.2	(2.8)	342	37.7	(2.5)	267	39.9	(3.1)
인천	-	-	-	647	39.7	(2.6)	676	43.6	(2.3)	567	43.2	(2.4)	435	38.3	(1.8)	454	36.3	(2.5)	344	34.9	(2.6)	298	33.0	(3.2)
광주	-	-	-	423	41.6	(2.7)	420	43.8	(2.1)	331	44.5	(3.4)	271	38.4	(2.8)	256	38.5	(1.9)	211	41.0	(2.9)	168	42.5	(4.1)
대전	-	-	-	395	45.1	(3.2)	382	43.4	(3.2)	458	41.6	(2.4)	356	42.3	(2.1)	335	34.4	(3.5)	269	46.3	(2.9)	208	40.2	(3.9)
울산	-	-	-	506	42.5	(2.5)	537	46.3	(1.6)	422	48.4	(2.0)	300	43.2	(2.3)	236	39.2	(2.8)	291	38.1	(2.2)	169	49.7	(4.6)
경기	-	-	-	1,145	43.3	(2.0)	1,139	44.7	(2.0)	1,031	44.5	(2.0)	819	41.0	(2.1)	791	39.1	(2.1)	1,401	42.6	(1.5)	1,329	42.3	(1.3)
강원	-	-	-	487	48.2	(2.6)	428	52.0	(3.9)	357	52.1	(2.4)	337	47.5	(2.4)	383	41.3	(2.4)	306	47.4	(3.3)	271	51.9	(2.0)
충북	-	-	-	465	45.1	(3.1)	461	44.1	(2.4)	422	45.0	(2.0)	356	44.4	(2.8)	344	42.4	(4.1)	373	41.2	(2.6)	235	43.9	(4.1)
충남	-	-	-	566	44.9	(3.2)	517	47.7	(3.0)	510	45.0	(3.8)	346	40.2	(3.8)	355	43.3	(2.9)	304	40.7	(4.8)	277	43.9	(3.0)
전북	-	-	-	476	43.0	(3.1)	443	46.7	(3.4)	397	42.8	(5.3)	358	48.1	(3.0)	331	39.9	(3.4)	281	43.7	(3.0)	218	44.4	(3.9)
전남	-	-	-	410	39.8	(3.6)	385	48.0	(3.9)	398	49.3	(2.8)	334	45.7	(3.6)	309	43.7	(4.1)	299	39.9	(3.0)	269	43.7	(3.5)
경북	-	-	-	521	42.5	(3.5)	481	45.1	(3.0)	692	52.4	(2.4)	534	41.8	(2.7)	538	41.4	(2.4)	400	45.1	(2.4)	277	42.9	(4.8)
경남	-	-	-	658	44.8	(3.5)	599	52.2	(2.2)	619	49.3	(3.2)	532	42.1	(2.2)	540	44.8	(1.9)	397	42.7	(3.1)	351	40.2	(2.5)
제주	-	-	-	311	41.9	(2.8)	330	43.9	(1.7)	219	44.7	(2.4)	153	46.3	(6.3)	146	45.7	(5.4)	151	48.0	(2.8)	80	48.9	(6.1)



결과표22. 현재 음주자의 주류 구매율

(단위: %)


구 분	'05		'06		'07		'08		'09		'10		'11		'12	
	N	분율(표준오차)	N	분율(표준오차)	N	분율(표준오차)	N	분율(표준오차)	N	분율(표준오차)	N	분율(표준오차)	N	분율(표준오차)	N	분율(표준오차)
<b>전 체</b>																
전 체	12,303	42.1 (0.7)	18,510	33.8 (0.5)	21,078	31.2 (0.5)	18,691	29.7 (0.5)	15,984	27.5 (0.5)	15,555	28.3 (0.5)	15,594	31.1 (0.4)	14,323	31.0 (0.5)
<b>학 년</b>																
중1	918	18.4 (1.6)	1,421	10.9 (0.9)	1,823	10.0 (0.8)	1,441	8.4 (0.8)	1,205	6.8 (0.8)	1,211	7.0 (0.7)	1,049	5.8 (0.8)	805	6.8 (1.3)
중2	1,426	31.7 (1.6)	1,857	22.0 (1.4)	2,329	20.2 (1.1)	2,005	17.9 (1.1)	1,705	17.5 (1.2)	1,594	17.1 (1.1)	1,550	16.5 (0.9)	1,265	13.0 (1.0)
중3	1,965	48.8 (1.4)	2,360	33.1 (1.3)	3,056	33.3 (1.2)	2,553	29.1 (1.1)	2,178	26.5 (1.1)	2,163	27.5 (1.2)	2,035	30.2 (1.3)	1,846	26.7 (1.2)
고1	3,555	50.5 (1.3)	3,719	43.0 (1.2)	4,283	38.3 (0.9)	3,845	39.1 (0.9)	3,160	35.7 (1.2)	3,010	36.4 (1.2)	3,171	39.9 (1.0)	2,846	36.0 (1.0)
고2	4,439	41.3 (1.1)	4,678	40.9 (0.9)	4,774	38.4 (1.1)	4,543	34.6 (1.0)	3,920	33.1 (1.1)	3,803	33.8 (1.0)	3,897	35.6 (0.9)	3,668	36.3 (1.0)
고3	-	-	4,475	31.9 (1.0)	4,813	30.0 (1.1)	4,304	28.5 (0.8)	3,816	26.6 (1.1)	3,774	28.0 (1.0)	3,892	32.2 (0.9)	3,893	34.3 (0.9)
<b>학교급</b>																
중학교	4,309	36.1 (0.9)	5,638	24.0 (0.8)	7,208	23.3 (0.7)	5,999	20.5 (0.7)	5,088	18.8 (0.7)	4,968	19.4 (0.7)	4,634	20.2 (0.7)	3,916	18.3 (0.7)
고등학교	7,994	45.4 (0.9)	12,872	38.4 (0.7)	13,870	35.5 (0.7)	12,692	34.0 (0.6)	10,896	31.6 (0.7)	10,587	32.4 (0.6)	10,960	35.6 (0.5)	10,407	35.5 (0.6)
일반계고	4,816	47.1 (1.2)	7,604	39.0 (0.9)	8,425	36.3 (0.8)	8,297	34.8 (0.8)	7,063	31.1 (0.9)	6,981	32.2 (0.7)	6,875	36.0 (0.6)	7,009	35.5 (0.6)
특성화계고	3,178	42.6 (1.4)	5,268	37.4 (1.1)	5,445	34.0 (1.0)	4,395	32.5 (0.9)	3,833	32.4 (1.2)	3,606	32.7 (1.2)	4,085	34.8 (0.9)	3,398	35.3 (1.1)
<b>지 역</b>																
서울	1,386	43.7 (1.4)	2,040	31.8 (1.4)	2,312	26.7 (1.3)	1,986	25.4 (0.8)	1,784	23.2 (1.1)	1,626	24.8 (1.0)	2,143	29.8 (1.1)	2,006	29.4 (0.9)
부산	859	39.9 (1.9)	1,282	30.1 (1.6)	1,544	29.4 (1.5)	1,326	26.9 (1.5)	1,088	25.7 (1.4)	1,089	24.8 (1.2)	1,045	27.9 (1.5)	865	29.5 (2.1)
대구	864	38.6 (1.7)	1,295	31.5 (1.3)	1,406	29.1 (1.4)	1,189	29.2 (1.5)	970	24.5 (1.3)	895	24.5 (1.4)	859	28.3 (1.6)	804	32.3 (2.2)
인천	801	39.7 (1.7)	1,297	33.1 (1.2)	1,434	29.6 (1.5)	1,300	29.9 (1.7)	1,090	25.8 (1.6)	1,002	28.8 (1.7)	861	26.0 (1.9)	757	25.1 (1.8)
광주	591	34.3 (2.4)	927	28.8 (2.2)	1,008	23.8 (1.5)	779	22.9 (1.9)	665	24.1 (1.4)	627	25.2 (1.3)	531	27.2 (2.3)	506	28.8 (2.1)
대전	611	39.1 (2.1)	934	27.7 (1.7)	1,057	25.1 (1.3)	965	26.0 (1.7)	844	24.7 (2.3)	802	25.9 (1.6)	647	27.2 (1.4)	598	26.7 (2.3)
울산	574	42.4 (1.8)	979	34.7 (1.9)	1,142	29.4 (1.4)	945	31.0 (1.8)	793	30.1 (1.2)	761	29.5 (1.2)	598	31.6 (2.3)	472	32.6 (2.2)
경기	1,518	40.9 (2.2)	2,168	33.7 (1.4)	2,639	32.8 (1.5)	2,367	31.8 (1.1)	2,046	31.1 (1.5)	1,973	29.0 (1.4)	3,160	33.2 (1.0)	3,143	32.8 (1.0)
강원	632	46.6 (2.3)	946	44.0 (3.0)	961	37.7 (1.7)	937	36.0 (2.7)	817	36.5 (2.3)	878	41.4 (2.6)	645	37.2 (1.8)	594	33.4 (3.2)
충북	618	38.6 (2.2)	896	33.3 (1.7)	1,134	32.9 (1.8)	1,041	24.9 (1.9)	910	25.4 (1.6)	872	27.3 (2.0)	760	33.3 (2.3)	632	28.8 (2.2)
충남	661	38.9 (2.4)	1,053	39.1 (1.9)	1,166	31.8 (2.2)	1,065	32.1 (1.5)	845	27.6 (2.3)	908	30.3 (2.3)	805	30.7 (1.8)	707	31.4 (2.8)
전북	589	42.2 (2.9)	874	37.3 (3.0)	999	32.2 (2.2)	975	31.2 (3.2)	865	23.5 (2.5)	877	26.8 (1.9)	675	29.7 (2.8)	581	27.9 (2.4)
전남	638	50.8 (3.7)	824	37.5 (2.4)	947	38.5 (1.8)	822	32.6 (1.5)	715	30.2 (1.7)	733	31.1 (2.3)	653	29.5 (2.4)	576	35.1 (2.1)
경북	770	48.9 (2.6)	1,117	37.7 (2.5)	1,330	36.3 (1.9)	1,208	29.7 (1.9)	985	29.5 (2.6)	1,019	31.4 (2.3)	859	31.9 (1.3)	729	32.9 (2.0)
경남	829	42.9 (2.0)	1,298	36.0 (1.9)	1,381	36.5 (1.6)	1,261	37.3 (3.0)	1,163	29.1 (2.4)	1,125	31.5 (1.9)	1,005	35.2 (1.8)	1,021	31.6 (1.9)
제주	362	51.5 (2.4)	580	36.6 (2.2)	618	34.1 (2.0)	525	31.0 (3.4)	404	35.8 (2.3)	368	28.4 (1.6)	348	40.3 (2.9)	332	37.6 (3.4)
<b>남학생</b>																
전 체	6,107	42.0 (0.8)	9,916	33.9 (0.7)	11,840	30.9 (0.6)	10,193	29.9 (0.6)	9,261	29.2 (0.7)	9,040	28.4 (0.7)	8,852	32.5 (0.6)	8,627	32.4 (0.6)
<b>학 년</b>																
중1	362	17.9 (2.4)	697	7.0 (1.1)	1,018	7.0 (1.0)	772	7.0 (1.1)	685	6.6 (1.0)	676	4.9 (0.8)	552	6.5 (1.2)	431	7.4 (2.2)
중2	611	27.4 (2.1)	902	15.5 (1.4)	1,181	17.1 (1.4)	1,054	15.8 (1.4)	968	16.4 (1.5)	872	15.4 (1.5)	815	13.4 (1.2)	663	12.0 (1.3)
중3	954	44.0 (1.9)	1,221	30.4 (1.8)	1,654	30.2 (1.6)	1,404	26.3 (1.4)	1,306	27.2 (1.4)	1,263	24.9 (1.5)	1,167	30.8 (1.5)	1,140	25.4 (1.4)
고1	1,838	50.8 (1.8)	1,984	42.5 (1.4)	2,402	37.3 (1.1)	2,127	38.7 (1.2)	1,920	34.9 (1.5)	1,766	36.6 (1.8)	1,872	40.2 (1.2)	1,781	35.9 (1.2)
고2	2,342	42.3 (1.2)	2,590	43.2 (1.3)	2,806	39.5 (1.2)	2,383	34.9 (1.3)	2,261	35.6 (1.5)	2,255	33.2 (1.2)	2,176	36.5 (1.2)	2,211	37.0 (1.3)
고3	-	-	2,522	34.0 (1.3)	2,779	32.2 (1.2)	2,453	31.7 (1.1)	2,121	30.4 (1.6)	2,208	30.4 (1.3)	2,270	35.0 (1.1)	2,401	37.9 (1.1)
<b>학교급</b>																
중학교	1,927	33.3 (1.2)	2,820	20.0 (1.0)	3,853	20.2 (0.9)	3,230	18.5 (0.9)	2,959	19.1 (0.8)	2,811	17.2 (0.9)	2,534	20.0 (1.0)	2,234	17.9 (0.9)
고등학교	4,180	46.1 (1.1)	7,096	39.7 (0.9)	7,987	36.3 (0.7)	6,963	35.0 (0.8)	6,302	33.6 (1.0)	6,229	33.1 (0.8)	6,318	37.0 (0.6)	6,393	37.0 (0.7)
일반계고	2,615	47.5 (1.3)	4,410	40.1 (1.1)	5,128	36.6 (0.9)	4,926	35.6 (0.9)	4,303	32.9 (1.2)	4,273	33.1 (1.0)	4,273	37.3 (0.8)	4,349	37.0 (0.8)
특성화계고	1,565	43.8 (1.9)	2,686	38.9 (1.2)	2,859	35.6 (1.1)	2,037	33.9 (1.4)	1,999	35.0 (1.7)	1,956	33.2 (1.4)	2,045	36.4 (1.1)	2,044	37.0 (1.2)

※ 현재 음주자 중에서 최근 30일 동안 본인이 마신 술을 편의점이나 가게 등에서 구매한 사람의 분율



(계속: 현재 음주자의 주류 구매율)

(단위: %)

구 분	'05		'06		'07		'08		'09		'10		'11		'12	
	N	분율(표준오차)	N	분율(표준오차)	N	분율(표준오차)	N	분율(표준오차)	N	분율(표준오차)	N	분율(표준오차)	N	분율(표준오차)	N	분율(표준오차)
<b>지 역</b>																
서울	656	43.7 (2.4)	1,059	32.9 (2.1)	1,269	26.9 (1.4)	1,101	26.1 (1.1)	1,050	24.7 (1.4)	953	24.6 (1.3)	1,171	31.6 (1.4)	1,057	29.3 (1.1)
부산	407	38.3 (2.6)	753	28.8 (1.7)	817	30.3 (1.7)	688	27.4 (1.8)	615	26.3 (1.9)	659	24.9 (1.9)	644	27.4 (1.9)	535	34.1 (2.7)
대구	427	36.6 (2.5)	699	30.0 (1.8)	736	26.9 (1.9)	637	31.0 (1.9)	585	25.3 (1.8)	501	24.4 (1.8)	517	28.1 (1.8)	537	34.3 (2.7)
인천	426	38.9 (2.5)	694	32.5 (1.5)	758	30.0 (1.9)	733	27.3 (2.1)	655	26.6 (2.0)	548	29.1 (1.9)	517	27.9 (2.5)	459	27.3 (2.0)
광주	333	33.2 (3.0)	532	31.7 (3.4)	588	22.4 (2.2)	448	26.0 (1.7)	394	24.7 (1.3)	371	24.8 (1.9)	320	31.5 (3.5)	338	27.8 (3.0)
대전	312	39.6 (2.5)	566	29.2 (1.7)	675	25.2 (1.4)	507	27.2 (2.5)	488	22.4 (2.4)	467	23.3 (1.9)	378	29.2 (1.9)	390	28.1 (2.4)
울산	289	40.6 (3.2)	518	34.1 (2.0)	605	28.8 (2.0)	523	30.0 (2.0)	493	30.6 (1.6)	525	30.1 (2.0)	307	32.4 (3.7)	303	31.4 (3.0)
경기	706	40.9 (2.3)	1,103	33.7 (1.8)	1,500	31.8 (1.9)	1,336	32.2 (1.6)	1,227	34.8 (2.0)	1,182	28.8 (2.0)	1,759	34.8 (1.1)	1,814	34.7 (1.3)
강원	296	48.1 (2.6)	511	44.2 (3.3)	533	37.8 (2.4)	580	34.5 (3.7)	480	36.5 (3.7)	495	44.9 (2.7)	339	43.0 (2.1)	323	32.7 (2.8)
충북	313	41.8 (3.2)	460	34.4 (2.2)	673	33.2 (1.8)	619	25.6 (2.9)	554	25.0 (1.9)	528	28.8 (2.7)	387	36.9 (3.3)	397	30.0 (2.7)
충남	308	42.4 (2.6)	535	40.0 (3.0)	649	33.0 (2.4)	555	35.0 (2.5)	499	32.2 (2.6)	553	32.3 (3.1)	501	29.3 (2.4)	430	34.1 (3.0)
전북	284	40.6 (3.4)	429	39.2 (4.0)	556	31.4 (3.1)	578	31.8 (5.1)	507	23.7 (3.6)	546	25.6 (1.9)	394	33.7 (3.4)	363	27.3 (2.8)
전남	327	50.7 (5.1)	448	37.1 (3.1)	562	37.6 (2.3)	424	33.8 (2.7)	381	31.8 (2.1)	424	34.3 (2.5)	354	28.6 (3.2)	307	32.9 (2.1)
경북	435	47.0 (3.0)	638	38.5 (3.3)	849	36.1 (2.6)	516	26.2 (2.9)	451	32.4 (4.1)	481	28.5 (2.9)	459	32.0 (2.1)	452	35.4 (2.9)
경남	400	44.8 (2.7)	675	32.6 (2.3)	782	35.6 (2.4)	642	35.1 (2.5)	631	31.2 (3.0)	585	32.0 (2.4)	608	36.3 (1.9)	670	34.9 (2.1)
제주	188	54.2 (3.4)	296	37.8 (2.0)	288	36.3 (2.2)	306	32.1 (2.5)	251	35.8 (3.0)	222	28.7 (2.5)	197	42.6 (3.6)	252	41.2 (3.0)
 <b>여학생</b>																
전 체	6,196	42.1 (0.9)	8,594	33.7 (0.8)	9,238	31.5 (0.8)	8,498	29.5 (0.7)	6,723	25.0 (0.7)	6,515	28.1 (0.8)	6,742	29.0 (0.6)	5,696	28.8 (0.7)
<b>학 년</b>																
중1	556	18.7 (2.0)	724	14.7 (1.5)	805	13.6 (1.4)	669	10.0 (1.4)	520	7.1 (1.4)	535	9.8 (1.3)	497	5.1 (1.0)	374	6.1 (1.2)
중2	815	35.0 (2.0)	955	28.4 (2.1)	1,148	23.5 (1.6)	951	20.4 (1.6)	737	18.9 (1.7)	722	19.2 (1.9)	735	20.2 (1.5)	602	14.2 (1.7)
중3	1,011	53.4 (1.9)	1,139	36.2 (1.8)	1,402	37.2 (1.6)	1,149	32.8 (1.7)	872	25.5 (1.6)	900	30.9 (1.7)	868	29.4 (2.0)	706	28.8 (1.9)
고1	1,717	50.2 (1.6)	1,735	43.7 (1.9)	1,881	39.6 (1.5)	1,718	39.8 (1.4)	1,240	37.0 (1.5)	1,244	36.0 (1.7)	1,299	39.3 (1.5)	1,065	36.3 (1.7)
고2	2,097	40.2 (2.0)	2,088	37.9 (1.3)	1,968	36.9 (1.6)	2,160	34.2 (1.5)	1,659	28.9 (1.2)	1,548	34.7 (1.6)	1,721	34.0 (1.2)	1,457	35.3 (1.5)
고3	-	- -	1,953	28.8 (1.5)	2,034	26.9 (1.7)	1,851	23.9 (1.3)	1,695	21.0 (1.3)	1,566	24.2 (1.4)	1,622	27.2 (1.2)	1,492	27.9 (1.3)
<b>학교급</b>																
중학교	2,382	38.4 (1.2)	2,818	28.0 (1.1)	3,355	26.8 (1.1)	2,769	23.0 (1.0)	2,129	18.5 (1.1)	2,157	22.1 (1.1)	2,100	20.4 (1.1)	1,682	18.8 (1.1)
고등학교	3,814	44.6 (1.3)	5,776	36.7 (1.0)	5,883	34.3 (1.1)	5,729	32.7 (0.9)	4,594	28.3 (0.9)	4,358	31.2 (1.0)	4,642	33.1 (0.8)	4,014	32.8 (0.9)
일 반 계 고	2,201	46.7 (1.9)	3,194	37.4 (1.2)	3,297	35.8 (1.4)	3,371	33.8 (1.1)	2,760	28.0 (1.0)	2,708	30.8 (1.2)	2,602	33.6 (1.0)	2,660	32.8 (1.1)
특성화계고	1,613	41.4 (1.4)	2,582	35.8 (1.7)	2,586	32.1 (1.6)	2,358	30.9 (1.3)	1,834	28.9 (1.5)	1,650	32.0 (1.8)	2,040	32.3 (1.2)	1,354	32.8 (1.6)
<b>지 역</b>																
서울	730	43.6 (1.8)	981	30.4 (1.6)	1,043	26.5 (2.2)	885	24.5 (1.4)	734	20.8 (1.6)	673	25.1 (1.9)	972	27.1 (1.4)	949	29.6 (1.5)
부산	452	41.5 (2.7)	529	31.7 (3.1)	727	28.4 (2.1)	638	26.2 (2.6)	473	24.8 (2.1)	430	24.6 (1.7)	401	28.6 (2.5)	330	22.6 (2.4)
대구	437	41.0 (2.5)	596	33.5 (1.9)	670	32.0 (1.8)	552	26.6 (1.9)	385	23.1 (2.2)	394	24.6 (2.3)	342	28.5 (2.6)	267	29.1 (2.7)
인천	375	40.5 (2.1)	603	33.7 (2.4)	676	29.1 (2.5)	567	33.0 (2.1)	435	24.7 (2.4)	454	28.5 (2.9)	344	22.6 (2.4)	298	21.7 (3.7)
광주	258	35.5 (4.4)	395	25.2 (1.4)	420	25.7 (1.8)	331	18.9 (2.8)	271	23.4 (3.2)	256	25.7 (3.1)	211	20.1 (2.3)	168	30.6 (2.8)
대전	299	38.8 (3.4)	368	25.7 (3.0)	382	24.9 (2.2)	458	24.5 (2.0)	356	27.6 (2.9)	335	29.4 (2.6)	269	24.1 (2.4)	208	24.6 (3.3)
울산	285	44.7 (3.1)	461	35.6 (2.8)	537	30.2 (1.6)	422	32.3 (2.3)	300	29.3 (2.2)	236	28.6 (2.6)	291	30.4 (2.5)	169	34.6 (3.9)
경기	812	40.9 (2.9)	1,065	33.8 (2.0)	1,139	34.0 (2.1)	1,031	31.2 (1.4)	819	25.9 (1.7)	791	29.4 (1.9)	1,401	31.0 (1.5)	1,329	29.9 (1.6)
강원	336	45.1 (3.4)	435	43.7 (4.3)	428	37.5 (2.8)	357	38.4 (2.1)	337	36.4 (3.3)	383	36.2 (4.0)	306	30.1 (2.8)	271	34.2 (5.0)
충북	305	35.1 (1.8)	436	31.9 (2.8)	461	32.4 (2.8)	422	23.8 (2.7)	356	26.0 (2.5)	344	25.1 (3.7)	373	27.9 (2.4)	235	27.1 (3.7)
충남	353	35.5 (4.2)	518	37.9 (2.9)	517	30.0 (3.2)	510	28.3 (2.0)	346	20.2 (3.5)	355	26.8 (2.6)	304	32.9 (3.0)	277	26.8 (4.1)
전북	305	43.6 (4.0)	445	35.2 (3.3)	443	33.1 (2.1)	397	30.5 (3.6)	358	23.3 (2.5)	331	28.4 (4.3)	281	22.4 (3.0)	218	29.1 (3.2)
전남	311	50.8 (3.5)	376	37.9 (3.0)	385	39.8 (2.5)	398	31.0 (2.7)	334	27.9 (2.6)	309	25.7 (3.9)	299	30.8 (2.7)	269	38.0 (4.5)
경북	335	51.4 (3.7)	479	36.7 (3.7)	481	36.4 (2.6)	692	34.0 (2.6)	534	25.9 (2.3)	538	35.5 (3.0)	400	31.7 (2.9)	277	28.3 (2.6)
경남	429	41.0 (2.5)	623	40.1 (3.2)	599	37.9 (3.0)	619	40.4 (4.7)	532	25.9 (4.0)	540	30.8 (3.6)	397	33.2 (3.3)	351	25.6 (2.4)
제주	174	48.8 (2.6)	284	35.4 (4.0)	330	31.7 (3.7)	219	29.9 (5.6)	153	35.8 (2.3)	146	28.0 (2.5)	151	37.4 (4.7)	80	30.1 (4.7)



결과표23. 구매 시도자의 주류 구매 용이성

(단위: %)

구 분	'05		'06		'07		'08		'09		'10		'11		'12	
	N	분율(표준오차)	N	분율(표준오차)	N	분율(표준오차)	N	분율(표준오차)	N	분율(표준오차)	N	분율(표준오차)	N	분율(표준오차)	N	분율(표준오차)
<b>전 체</b>																
전 체	11,074	86.1 (0.4)	13,960	87.3 (0.4)	17,134	84.8 (0.3)	15,753	82.1 (0.4)	12,826	81.7 (0.5)	11,575	82.5 (0.5)	11,464	82.6 (0.4)	10,328	82.6 (0.4)
<b>학 년</b>																
중1	800	64.6 (2.0)	753	65.6 (1.9)	1,185	57.5 (1.7)	1,092	52.1 (1.7)	878	51.3 (2.1)	745	58.0 (2.3)	609	51.5 (2.0)	453	49.5 (2.2)
중2	1,298	74.1 (1.4)	1,232	78.4 (1.4)	1,698	69.9 (1.3)	1,538	63.8 (1.5)	1,272	63.3 (1.6)	1,120	69.1 (1.6)	994	67.5 (1.7)	777	60.5 (1.9)
중3	1,926	84.8 (1.1)	1,720	82.2 (1.1)	2,493	81.0 (1.0)	2,099	76.0 (1.1)	1,640	74.6 (1.4)	1,498	75.3 (1.5)	1,442	74.5 (1.3)	1,275	74.3 (1.4)
고1	3,273	90.5 (0.6)	3,031	87.8 (0.9)	3,550	87.4 (0.6)	3,312	85.6 (0.6)	2,560	86.0 (0.9)	2,232	85.2 (0.9)	2,416	84.3 (0.8)	2,142	83.6 (0.7)
고2	3,777	92.2 (0.5)	3,741	90.9 (0.6)	4,037	90.8 (0.6)	3,873	87.9 (0.6)	3,215	87.2 (0.8)	2,923	87.5 (0.7)	2,917	88.0 (0.7)	2,699	87.7 (0.7)
고3	-	-	3,483	93.7 (0.5)	4,171	92.5 (0.5)	3,839	90.8 (0.6)	3,261	90.3 (0.6)	3,057	89.4 (0.7)	3,086	89.8 (0.6)	2,982	90.4 (0.6)
<b>학교급</b>																
중학교	4,024	77.1 (0.8)	3,705	77.6 (0.9)	5,376	72.6 (0.8)	4,729	66.9 (0.8)	3,790	65.7 (1.0)	3,363	69.6 (1.0)	3,045	67.8 (1.0)	2,505	65.7 (1.0)
고등학교	7,050	91.4 (0.4)	10,255	90.9 (0.3)	11,758	90.4 (0.3)	11,024	88.2 (0.4)	9,036	88.0 (0.4)	8,212	87.6 (0.4)	8,419	87.6 (0.4)	7,823	87.7 (0.4)
일반계고	4,262	91.8 (0.6)	5,958	91.4 (0.4)	7,254	90.3 (0.4)	7,307	88.1 (0.5)	6,001	87.9 (0.5)	5,436	87.8 (0.6)	5,356	87.7 (0.4)	5,323	87.3 (0.5)
특성화계고	2,788	90.9 (0.6)	4,297	90.2 (0.6)	4,504	90.4 (0.5)	3,717	88.4 (0.6)	3,035	88.2 (0.9)	2,776	87.3 (0.7)	3,063	87.5 (0.7)	2,500	88.5 (0.7)
<b>지 역</b>																
서울	1,254	84.8 (1.0)	1,463	86.3 (0.9)	1,799	84.4 (0.8)	1,590	82.5 (0.9)	1,371	79.8 (1.1)	1,210	82.4 (1.2)	1,626	82.7 (0.9)	1,451	83.3 (1.1)
부산	780	88.7 (1.5)	927	90.4 (0.8)	1,250	88.3 (0.8)	1,173	83.6 (1.2)	957	83.4 (1.4)	908	84.7 (1.0)	798	83.5 (1.3)	650	85.7 (1.2)
대구	807	88.2 (1.2)	995	87.9 (1.1)	1,230	85.1 (1.0)	1,072	83.5 (1.1)	854	84.4 (1.5)	703	85.1 (1.3)	664	84.4 (1.2)	640	82.3 (1.3)
인천	709	85.1 (1.8)	928	88.2 (1.1)	1,085	83.9 (1.3)	1,051	80.9 (1.1)	816	83.7 (1.2)	686	79.9 (1.8)	541	83.5 (1.8)	498	83.2 (1.7)
광주	525	86.7 (1.3)	696	86.3 (1.4)	893	85.6 (1.0)	738	81.6 (1.2)	591	83.3 (1.0)	493	80.7 (2.0)	460	84.3 (1.6)	404	87.0 (2.2)
대전	538	85.1 (1.3)	707	88.1 (1.2)	892	82.1 (1.3)	818	81.8 (1.2)	660	83.9 (1.3)	556	81.3 (1.4)	410	83.0 (1.4)	388	84.3 (1.6)
울산	512	83.0 (1.6)	699	86.4 (1.4)	864	86.1 (1.1)	796	83.4 (1.4)	651	80.4 (1.8)	539	84.8 (1.8)	454	83.1 (1.8)	363	78.6 (2.6)
경기	1,306	85.8 (1.1)	1,648	87.2 (0.9)	2,079	83.8 (1.0)	1,892	82.6 (1.0)	1,563	81.1 (1.3)	1,419	82.1 (1.2)	2,243	82.4 (0.9)	2,162	81.5 (0.9)
강원	545	82.1 (2.4)	712	87.4 (1.2)	779	82.3 (1.7)	762	82.1 (2.3)	614	81.8 (2.0)	637	84.7 (1.8)	446	80.0 (2.0)	425	79.9 (3.1)
충북	536	87.2 (1.7)	649	84.8 (1.9)	911	83.7 (1.3)	825	80.1 (2.0)	694	80.5 (1.5)	615	83.3 (1.5)	564	81.2 (1.4)	454	80.6 (2.9)
충남	565	83.1 (1.7)	799	86.6 (1.7)	859	83.7 (1.7)	802	82.2 (1.4)	640	79.2 (2.3)	630	82.3 (2.1)	517	82.6 (2.1)	482	82.2 (2.0)
전북	551	89.5 (1.2)	673	86.0 (1.9)	798	83.3 (2.5)	816	77.3 (1.8)	681	85.4 (1.8)	633	84.9 (1.1)	515	77.4 (2.3)	411	84.4 (2.2)
전남	598	86.3 (1.6)	719	85.7 (1.5)	893	86.2 (1.4)	828	79.2 (1.6)	647	80.9 (1.5)	610	80.6 (2.3)	516	78.7 (2.2)	439	82.5 (1.8)
경북	726	87.6 (1.2)	888	90.5 (1.1)	1,102	87.3 (1.6)	1,032	82.7 (1.5)	793	81.8 (2.1)	789	81.5 (2.4)	676	82.3 (1.6)	569	80.2 (1.9)
경남	793	88.9 (1.4)	1,024	86.5 (1.4)	1,171	86.6 (1.1)	1,089	81.9 (1.9)	925	81.7 (1.5)	830	81.6 (2.0)	761	86.0 (1.4)	742	83.3 (1.8)
제주	329	82.8 (1.5)	433	87.1 (1.3)	529	81.7 (1.7)	469	82.6 (1.5)	369	81.8 (2.2)	317	78.0 (1.9)	273	85.2 (1.9)	250	85.2 (2.5)
<b>남학생</b>																
전 체	5,509	85.9 (0.6)	7,719	86.8 (0.5)	9,706	83.9 (0.5)	8,890	80.6 (0.5)	7,550	80.3 (0.6)	7,027	81.7 (0.6)	6,823	81.6 (0.5)	6,514	82.6 (0.6)
<b>학 년</b>																
중1	352	62.6 (3.2)	359	61.2 (3.4)	648	55.8 (2.4)	596	48.6 (2.4)	528	48.7 (2.5)	448	54.6 (3.1)	376	49.0 (2.6)	270	45.9 (2.9)
중2	550	72.1 (2.1)	579	75.7 (2.1)	868	66.7 (2.0)	860	59.8 (1.8)	748	57.1 (1.9)	668	66.2 (2.2)	558	63.8 (2.4)	443	59.8 (2.6)
중3	911	81.3 (1.5)	892	80.6 (1.5)	1,321	77.1 (1.4)	1,169	71.6 (1.5)	976	72.1 (1.7)	902	70.9 (2.0)	872	71.9 (1.7)	827	72.2 (1.6)
고1	1,684	90.3 (0.8)	1,650	86.1 (1.1)	1,975	86.9 (0.9)	1,857	83.5 (0.9)	1,541	84.5 (1.2)	1,330	84.8 (1.1)	1,432	82.5 (1.0)	1,367	83.7 (0.8)
고2	2,012	92.5 (0.6)	2,164	90.2 (0.8)	2,385	90.6 (0.6)	2,095	87.1 (0.9)	1,884	87.1 (0.9)	1,760	87.9 (0.9)	1,698	87.3 (0.9)	1,684	88.0 (0.8)
고3	-	-	2,075	94.2 (0.6)	2,509	91.8 (0.7)	2,313	90.7 (0.7)	1,873	89.3 (0.8)	1,919	89.6 (1.0)	1,887	89.9 (0.7)	1,923	90.5 (0.8)
<b>학교급</b>																
중학교	1,813	74.7 (1.2)	1,830	75.2 (1.3)	2,837	69.4 (1.1)	2,625	63.0 (1.0)	2,252	62.2 (1.2)	2,018	65.9 (1.3)	1,806	64.8 (1.3)	1,540	64.0 (1.3)
고등학교	3,696	91.5 (0.5)	5,889	90.5 (0.4)	6,869	89.9 (0.4)	6,265	87.3 (0.4)	5,298	87.2 (0.5)	5,009	87.8 (0.6)	5,017	87.0 (0.5)	4,974	87.9 (0.5)
일반계고	2,300	91.5 (0.7)	3,565	91.1 (0.6)	4,421	89.8 (0.4)	4,446	87.0 (0.5)	3,681	86.8 (0.6)	3,430	87.4 (0.6)	3,431	86.8 (0.5)	3,389	87.0 (0.7)
특성화계고	1,396	91.4 (0.8)	2,324	89.5 (0.7)	2,448	90.3 (0.7)	1,819	87.9 (0.8)	1,617	88.1 (1.0)	1,579	88.5 (1.0)	1,586	87.4 (0.9)	1,585	89.8 (0.7)

※구매 시도자 중에서 최근 30일 동안 편의점이나 가게 등에서 술을 사려고 했을 때 '많이 노력', '조금만 노력' 또는 '노력 없이도 쉽게' 살 수 있었던 사람의 비율



(계속: 구매 시도자의 주류 구매 용이성)

(단위: %)

구 분	'05		'06		'07		'08		'09		'10		'11		'12	
	N	분율(표준오차)	N	분율(표준오차)	N	분율(표준오차)	N	분율(표준오차)	N	분율(표준오차)	N	분율(표준오차)	N	분율(표준오차)	N	분율(표준오차)
<b>지 역</b>																
서울	596	84.0 (1.7)	785	86.4 (1.2)	1,014	83.0 (1.3)	906	81.1 (1.2)	831	78.3 (1.6)	748	81.9 (1.6)	950	81.8 (1.3)	814	82.4 (1.4)
부산	381	86.4 (2.0)	546	89.5 (1.3)	683	87.6 (1.0)	627	81.5 (1.8)	531	81.3 (1.9)	581	84.1 (1.6)	515	82.7 (1.9)	425	86.3 (1.5)
대구	394	89.7 (1.6)	539	86.2 (1.6)	625	84.1 (1.6)	601	82.7 (1.9)	497	82.3 (2.0)	417	83.2 (2.2)	409	83.6 (1.5)	434	80.2 (1.8)
인천	375	83.4 (2.2)	528	87.8 (1.7)	587	84.0 (2.1)	605	78.7 (2.2)	527	82.5 (1.5)	395	78.3 (2.5)	351	81.9 (2.5)	324	82.2 (2.4)
광주	274	84.2 (2.0)	398	85.7 (1.9)	527	86.1 (1.7)	445	80.8 (2.0)	335	82.7 (2.2)	307	80.8 (2.3)	287	81.1 (2.0)	274	87.8 (2.5)
대전	265	84.5 (1.9)	430	86.8 (1.8)	560	81.5 (1.8)	464	81.6 (1.9)	381	80.5 (1.6)	346	75.8 (2.1)	243	84.4 (2.1)	265	84.7 (2.1)
울산	269	81.9 (2.5)	384	87.6 (1.5)	456	85.6 (1.6)	448	82.6 (1.7)	405	79.9 (2.2)	387	83.1 (2.1)	244	81.1 (2.9)	243	75.9 (3.6)
경기	607	86.8 (1.4)	857	87.2 (1.2)	1,206	82.2 (1.4)	1,114	81.0 (1.1)	975	80.4 (1.4)	882	82.0 (1.4)	1,320	81.6 (1.2)	1,304	81.7 (1.2)
강원	250	83.6 (2.6)	413	87.6 (1.4)	444	82.5 (1.8)	463	80.4 (2.5)	367	78.6 (2.5)	363	83.4 (2.3)	248	79.3 (2.7)	240	77.5 (3.9)
충북	287	87.3 (2.7)	344	82.9 (2.4)	531	83.2 (1.9)	496	76.2 (2.5)	424	81.2 (2.2)	378	86.0 (1.7)	315	79.1 (1.9)	314	84.1 (3.3)
충남	284	83.5 (2.8)	434	85.6 (3.0)	498	82.6 (1.9)	442	82.5 (2.6)	386	78.3 (3.4)	396	82.9 (2.6)	330	82.5 (3.4)	319	81.3 (2.8)
전북	279	88.5 (2.3)	357	84.5 (3.2)	446	83.2 (2.4)	492	78.0 (4.0)	398	84.6 (2.4)	405	85.2 (1.6)	329	77.9 (2.9)	273	86.1 (2.6)
전남	305	87.5 (2.1)	411	86.0 (1.8)	539	86.0 (1.8)	433	79.5 (2.2)	358	78.8 (3.1)	373	77.8 (3.9)	275	74.7 (3.3)	239	82.1 (2.2)
경북	405	86.8 (1.9)	542	90.0 (1.5)	703	87.1 (1.8)	463	79.7 (2.3)	381	79.0 (3.0)	375	80.1 (3.7)	372	82.0 (1.9)	372	80.0 (2.7)
경남	357	88.7 (1.9)	527	84.5 (2.5)	642	87.0 (1.8)	603	79.2 (2.3)	518	80.4 (2.4)	465	80.3 (3.4)	475	84.3 (1.7)	487	86.6 (2.0)
제주	181	81.5 (2.1)	224	85.4 (1.8)	245	79.5 (2.5)	288	78.7 (2.1)	236	78.3 (2.9)	209	78.1 (2.6)	160	85.0 (2.3)	187	82.0 (4.3)
<b>여학생</b>																
전 체	5,565	86.3 (0.6)	6,241	87.9 (0.5)	7,428	85.9 (0.5)	6,863	84.2 (0.6)	5,276	83.9 (0.7)	4,548	83.6 (0.6)	4,641	84.4 (0.6)	3,814	82.6 (0.7)
<b>학 년</b>																
중1	448	66.2 (2.7)	394	70.0 (2.5)	537	59.4 (2.4)	496	56.2 (2.6)	350	54.9 (3.2)	297	63.1 (3.1)	233	55.6 (3.1)	183	54.6 (3.9)
중2	748	75.6 (1.9)	653	80.9 (2.0)	830	73.3 (1.8)	678	69.1 (2.3)	524	72.0 (2.6)	452	73.2 (2.3)	436	72.9 (2.1)	334	61.6 (2.9)
중3	1,015	88.1 (1.5)	828	83.9 (1.5)	1,172	85.7 (1.3)	930	81.8 (1.6)	664	78.5 (2.2)	596	81.9 (1.8)	570	78.9 (1.9)	448	77.9 (2.2)
고1	1,589	90.8 (0.9)	1,381	90.0 (1.3)	1,575	88.0 (1.0)	1,455	88.4 (1.0)	1,019	88.3 (1.1)	902	85.9 (1.4)	984	87.2 (1.1)	775	83.5 (1.4)
고2	1,765	91.9 (0.8)	1,577	91.8 (0.8)	1,652	91.1 (0.9)	1,778	89.1 (0.8)	1,331	87.4 (1.3)	1,163	86.8 (1.2)	1,219	89.1 (0.9)	1,015	87.2 (1.1)
고3	-	- -	1,408	92.7 (0.8)	1,662	93.5 (0.8)	1,526	90.9 (1.1)	1,388	91.9 (0.9)	1,138	89.0 (1.2)	1,199	89.6 (0.9)	1,059	90.2 (1.0)
<b>학교급</b>																
중학교	2,211	79.0 (1.1)	1,875	80.0 (1.1)	2,539	76.2 (1.0)	2,104	72.0 (1.3)	1,538	70.9 (1.6)	1,345	75.1 (1.4)	1,239	72.4 (1.4)	965	68.3 (1.6)
고등학교	3,354	91.4 (0.6)	4,366	91.5 (0.5)	4,889	90.9 (0.5)	4,759	89.4 (0.6)	3,738	89.3 (0.7)	3,203	87.4 (0.7)	3,402	88.7 (0.6)	2,849	87.3 (0.7)
일 반 계 고	1,962	92.1 (0.7)	2,393	91.8 (0.7)	2,833	91.2 (0.6)	2,861	89.7 (0.7)	2,320	89.9 (0.7)	2,006	88.5 (0.9)	1,925	89.3 (0.7)	1,934	87.8 (0.7)
특성화계고	1,392	90.4 (0.9)	1,973	91.1 (0.8)	2,056	90.5 (0.8)	1,898	89.0 (0.9)	1,418	88.2 (1.3)	1,197	85.4 (1.0)	1,477	87.8 (1.0)	915	86.3 (1.4)
<b>지 역</b>																
서울	658	85.6 (1.3)	678	86.1 (1.4)	785	86.2 (1.3)	684	84.5 (1.6)	540	82.3 (2.0)	462	83.1 (1.9)	676	84.3 (1.4)	637	84.9 (1.7)
부산	399	91.1 (2.0)	381	91.6 (1.5)	567	89.3 (1.4)	546	86.3 (1.5)	426	86.6 (1.7)	327	85.6 (1.4)	283	85.0 (2.2)	225	84.8 (2.4)
대구	413	86.5 (1.7)	456	90.3 (1.6)	605	86.4 (1.4)	471	84.6 (1.4)	357	87.8 (1.7)	286	88.1 (1.7)	255	85.6 (1.9)	206	85.8 (2.8)
인천	334	86.8 (2.9)	400	88.7 (1.4)	498	83.9 (1.6)	446	83.8 (1.8)	289	85.7 (2.1)	291	82.3 (2.8)	190	87.3 (2.6)	174	85.0 (2.7)
광주	251	89.2 (2.2)	298	87.1 (1.9)	366	85.0 (1.9)	293	82.6 (1.5)	256	84.0 (2.0)	186	80.5 (4.2)	173	90.3 (2.5)	130	85.4 (2.9)
대전	273	85.7 (2.1)	277	89.9 (1.2)	332	82.8 (2.2)	354	82.1 (2.2)	279	88.3 (2.5)	210	90.4 (1.9)	167	80.7 (2.8)	123	83.6 (2.6)
울산	243	84.4 (2.8)	315	84.7 (2.0)	408	86.8 (2.0)	348	84.4 (2.0)	246	81.1 (2.4)	152	87.6 (2.8)	210	86.2 (2.6)	120	83.9 (4.1)
경기	699	84.8 (1.8)	791	87.2 (1.4)	873	86.0 (1.4)	778	85.0 (1.7)	588	82.1 (2.2)	537	82.3 (1.6)	923	83.7 (1.2)	858	81.1 (1.2)
강원	295	80.8 (3.1)	299	87.3 (2.1)	335	82.1 (2.6)	299	84.7 (3.4)	247	86.7 (2.7)	274	86.7 (2.4)	198	81.2 (2.8)	185	82.7 (3.8)
충북	249	87.1 (2.4)	305	87.5 (2.4)	380	84.3 (2.6)	329	85.3 (2.4)	270	79.4 (2.5)	237	79.5 (3.3)	249	84.9 (2.7)	140	74.1 (4.8)
충남	281	82.7 (2.7)	365	88.0 (1.8)	361	85.5 (2.1)	360	81.6 (2.8)	254	81.0 (3.8)	234	81.2 (2.0)	187	82.7 (3.2)	163	84.3 (4.0)
전북	272	90.5 (1.4)	316	88.0 (2.1)	352	83.4 (4.4)	324	76.3 (3.8)	283	86.6 (3.0)	228	84.5 (2.1)	186	76.4 (4.3)	138	80.3 (3.6)
전남	293	84.9 (2.8)	308	85.3 (2.7)	354	86.5 (1.6)	395	78.8 (2.9)	289	84.0 (2.0)	237	85.5 (1.9)	241	85.3 (1.7)	200	83.1 (3.5)
경북	321	88.5 (2.0)	346	91.3 (1.6)	399	87.5 (1.9)	569	86.6 (1.4)	412	85.8 (2.3)	414	83.6 (2.1)	304	82.7 (3.5)	197	80.8 (2.6)
경남	436	89.2 (2.0)	497	88.7 (1.9)	529	86.0 (1.8)	486	86.3 (2.1)	407	83.7 (2.0)	365	83.5 (2.2)	286	89.1 (1.5)	255	77.3 (3.0)
제주	148	84.2 (2.7)	209	88.8 (1.9)	284	83.9 (3.0)	181	87.3 (2.6)	133	87.0 (2.6)	108	77.7 (1.6)	113	85.5 (4.2)	63	90.8 (2.4)



결과표24. 현재 음주자의 주류 구매 용이성

(단위: %)


구 분	'05		'06		'07		'08		'09		'10		'11		'12	
	N	분율(표준오차)	N	분율(표준오차)	N	분율(표준오차)	N	분율(표준오차)	N	분율(표준오차)	N	분율(표준오차)	N	분율(표준오차)	N	분율(표준오차)
<b>전 체</b>																
전 체	15,736	49.3 (0.5)	20,467	50.4 (0.5)	21,078	51.1 (0.5)	18,691	49.9 (0.5)	15,984	46.9 (0.6)	15,555	44.6 (0.6)	15,594	45.9 (0.5)	14,323	46.7 (0.6)
<b>학 년</b>																
중1	1,631	20.9 (1.1)	1,821	18.7 (1.1)	1,823	17.7 (1.1)	1,441	16.4 (1.0)	1,205	16.0 (1.2)	1,211	17.5 (1.1)	1,049	14.8 (1.1)	805	15.1 (1.3)
중2	2,127	32.1 (1.3)	2,206	31.1 (1.4)	2,329	30.4 (1.2)	2,005	27.8 (1.2)	1,705	27.3 (1.4)	1,594	27.8 (1.3)	1,550	26.0 (1.1)	1,265	21.7 (1.3)
중3	2,697	45.4 (1.2)	2,717	41.9 (1.3)	3,056	44.8 (1.2)	2,553	40.1 (1.1)	2,178	36.3 (1.4)	2,163	35.3 (1.4)	2,035	36.0 (1.4)	1,846	35.8 (1.3)
고1	4,186	60.2 (1.0)	4,052	56.4 (1.2)	4,283	55.5 (1.0)	3,845	55.1 (1.1)	3,160	51.5 (1.1)	3,010	46.8 (1.2)	3,171	49.2 (1.0)	2,846	49.8 (1.0)
고2	5,095	60.5 (0.8)	4,940	61.5 (0.9)	4,774	61.8 (0.9)	4,543	59.0 (0.8)	3,920	56.0 (1.0)	3,803	52.0 (0.9)	3,897	53.1 (1.0)	3,668	52.7 (1.0)
고3	-	-	4,731	61.4 (1.2)	4,813	64.3 (0.8)	4,304	62.5 (0.9)	3,816	58.0 (1.2)	3,774	56.0 (1.1)	3,892	56.5 (1.0)	3,893	57.2 (1.0)
<b>학교급</b>																
중학교	6,455	34.4 (0.7)	6,744	32.2 (0.8)	7,208	33.4 (0.8)	5,999	30.4 (0.7)	5,088	28.5 (0.8)	4,968	28.7 (0.9)	4,634	27.9 (0.8)	3,916	27.1 (0.8)
고등학교	9,281	60.4 (0.6)	13,723	59.9 (0.6)	13,870	60.7 (0.5)	12,692	58.9 (0.6)	10,896	55.4 (0.7)	10,587	52.0 (0.6)	10,960	53.2 (0.6)	10,407	53.6 (0.7)
일반계고	5,691	58.6 (0.8)	8,156	57.7 (0.8)	8,425	58.8 (0.7)	8,297	56.7 (0.7)	7,063	53.2 (0.8)	6,981	49.3 (0.8)	6,875	51.2 (0.7)	7,009	51.6 (0.8)
특성화계고	3,590	63.4 (0.9)	5,567	63.6 (0.9)	5,445	63.9 (0.7)	4,395	63.1 (1.0)	3,833	59.6 (1.2)	3,606	57.1 (0.9)	4,085	57.1 (1.0)	3,398	57.8 (1.2)
<b>지 역</b>																
서울	1,853	48.4 (1.2)	2,239	47.3 (1.5)	2,312	48.5 (1.2)	1,986	47.4 (1.1)	1,784	43.0 (1.4)	1,626	43.8 (1.6)	2,143	45.7 (1.1)	2,006	45.8 (1.2)
부산	1,099	51.1 (2.0)	1,434	48.9 (1.8)	1,544	53.9 (1.2)	1,326	49.8 (1.8)	1,088	50.9 (1.8)	1,089	49.0 (1.8)	1,045	47.6 (1.7)	865	47.7 (1.9)
대구	1,030	54.9 (1.4)	1,422	51.6 (1.5)	1,406	53.1 (1.6)	1,189	54.3 (1.5)	970	51.8 (2.1)	895	48.1 (2.5)	859	47.9 (1.4)	804	51.9 (2.2)
인천	1,058	46.1 (2.4)	1,443	50.3 (1.8)	1,434	49.5 (1.8)	1,300	49.8 (1.7)	1,090	45.8 (1.6)	1,002	41.1 (2.3)	861	38.9 (2.3)	757	42.6 (2.0)
광주	753	47.3 (1.9)	1,014	52.5 (2.6)	1,008	53.4 (1.9)	779	49.0 (2.3)	665	47.0 (1.6)	627	42.0 (2.2)	531	50.0 (2.0)	506	50.1 (2.7)
대전	795	49.5 (1.9)	1,013	52.1 (1.8)	1,057	49.5 (1.7)	965	50.2 (1.5)	844	46.5 (2.3)	802	42.2 (1.7)	647	42.3 (1.7)	598	42.0 (2.4)
울산	741	44.2 (2.0)	1,086	46.5 (1.9)	1,142	49.7 (2.3)	945	51.9 (2.1)	793	49.4 (2.0)	761	44.3 (1.3)	598	46.5 (2.2)	472	47.8 (2.7)
경기	1,980	47.1 (1.2)	2,402	49.8 (1.3)	2,639	50.0 (1.5)	2,367	48.9 (1.4)	2,046	46.5 (1.6)	1,973	42.5 (1.3)	3,160	45.1 (1.3)	3,143	45.8 (1.3)
강원	785	53.7 (4.0)	1,067	51.6 (1.6)	961	53.3 (2.6)	937	51.0 (2.5)	817	49.9 (2.4)	878	50.3 (2.2)	645	47.0 (2.7)	594	45.9 (4.4)
충북	790	48.9 (2.2)	1,002	48.9 (2.1)	1,134	50.5 (1.9)	1,041	45.1 (2.1)	910	44.9 (1.4)	872	45.2 (2.1)	760	47.8 (1.9)	632	45.7 (3.9)
충남	867	46.0 (3.0)	1,176	53.7 (2.8)	1,166	49.5 (2.2)	1,065	48.8 (2.0)	845	44.5 (3.4)	908	44.6 (2.0)	805	42.3 (1.9)	707	43.4 (2.8)
전북	748	49.7 (1.7)	967	52.7 (3.1)	999	51.0 (2.5)	975	47.3 (2.4)	865	46.3 (2.2)	877	44.6 (1.5)	675	44.6 (3.0)	581	47.7 (3.1)
전남	777	55.1 (2.1)	904	53.9 (2.9)	947	55.1 (2.3)	822	56.1 (2.2)	715	50.0 (3.0)	733	48.4 (3.0)	653	45.6 (2.5)	576	51.4 (3.1)
경북	962	52.2 (1.7)	1,233	55.8 (1.6)	1,330	54.9 (1.6)	1,208	53.5 (2.4)	985	48.8 (3.1)	1,019	46.0 (2.1)	859	50.3 (2.9)	729	50.7 (3.0)
경남	1,029	54.6 (1.8)	1,425	52.9 (2.0)	1,381	55.2 (1.4)	1,261	53.7 (2.6)	1,163	48.6 (2.8)	1,125	46.4 (2.5)	1,005	48.7 (2.5)	1,021	47.1 (2.5)
제주	469	46.6 (2.1)	640	49.9 (2.3)	618	49.6 (1.2)	525	49.7 (2.4)	404	51.0 (3.2)	368	43.3 (2.0)	348	53.9 (2.4)	332	55.9 (4.2)
<b>남학생</b>																
전 체	8,199	47.4 (0.8)	11,211	49.9 (0.8)	11,840	51.0 (0.7)	10,193	50.6 (0.7)	9,261	48.7 (0.8)	9,040	46.4 (0.7)	8,852	47.6 (0.7)	8,627	48.9 (0.7)
<b>학 년</b>																
중1	812	17.0 (1.7)	971	15.0 (1.5)	1,018	14.0 (1.3)	772	13.0 (1.5)	685	16.0 (1.6)	676	15.7 (1.5)	552	13.9 (1.5)	431	13.7 (1.8)
중2	1,013	27.0 (1.7)	1,128	25.1 (1.7)	1,181	27.0 (1.8)	1,054	25.6 (1.5)	968	25.2 (1.8)	872	27.3 (1.9)	815	22.3 (1.5)	663	21.1 (1.7)
중3	1,423	38.6 (1.4)	1,458	38.1 (1.5)	1,654	41.2 (1.7)	1,404	36.8 (1.4)	1,306	35.8 (1.7)	1,263	33.6 (1.7)	1,167	36.3 (1.7)	1,140	35.2 (1.5)
고1	2,216	59.3 (1.3)	2,205	54.9 (1.4)	2,402	54.4 (1.2)	2,127	54.1 (1.4)	1,920	51.6 (1.6)	1,766	47.2 (1.5)	1,872	48.7 (1.3)	1,781	51.5 (1.2)
고2	2,735	60.5 (1.1)	2,772	61.7 (1.2)	2,806	62.7 (1.1)	2,383	60.7 (1.1)	2,261	58.6 (1.4)	2,255	53.1 (1.2)	2,176	55.4 (1.4)	2,211	54.5 (1.2)
고3	-	-	2,677	64.4 (1.7)	2,779	66.9 (0.9)	2,453	66.9 (1.1)	2,121	61.6 (1.4)	2,208	61.2 (1.2)	2,270	59.4 (1.2)	2,401	60.3 (1.2)
<b>학교급</b>																
중학교	3,248	29.3 (0.9)	3,557	27.8 (1.0)	3,853	29.9 (1.1)	3,230	27.7 (1.0)	2,959	27.9 (1.0)	2,811	27.4 (1.1)	2,534	27.1 (1.1)	2,234	26.9 (1.0)
고등학교	4,951	60.0 (0.9)	7,654	60.7 (0.8)	7,987	61.6 (0.6)	6,963	60.7 (0.7)	6,302	57.6 (0.9)	6,229	54.4 (0.8)	6,318	55.0 (0.7)	6,393	55.9 (0.8)
일반계고	3,167	57.8 (1.0)	4,770	58.4 (1.1)	5,128	59.7 (0.7)	4,926	58.6 (0.9)	4,303	55.4 (1.1)	4,273	51.6 (1.0)	4,273	52.7 (0.8)	4,349	53.4 (0.9)
특성화계고	1,784	64.0 (1.6)	2,884	65.0 (1.0)	2,859	65.3 (0.9)	2,037	65.0 (1.1)	1,999	62.1 (1.6)	1,956	60.4 (1.3)	2,045	59.5 (1.2)	2,044	61.4 (1.1)

※ 현재 음주자 중에서 최근 30일 동안 편의점이나 가게 등에서 술을 사려고 했을 때 '많이 노력', '조금만 노력' 또는 '노력 없이도 쉽게' 살 수 있었던 사람의 비율



(계속: 현재 음주자의 주류 구매 용이성)

(단위: %)

구 분	'05		'06		'07		'08		'09		'10		'11		'12	
	N	분율(표준오차)	N	분율(표준오차)	N	분율(표준오차)	N	분율(표준오차)	N	분율(표준오차)	N	분율(표준오차)	N	분율(표준오차)	N	분율(표준오차)
<b>지 역</b>																
서울	935	45.2 (2.0)	1,200	45.9 (2.2)	1,269	48.5 (1.8)	1,101	48.4 (1.6)	1,050	44.3 (1.6)	953	44.9 (2.1)	1,171	47.1 (1.5)	1,057	47.3 (1.6)
부산	557	47.4 (2.6)	859	47.0 (2.0)	817	53.0 (1.6)	688	49.4 (2.8)	615	51.1 (2.3)	659	51.8 (2.4)	644	50.8 (1.9)	535	50.7 (2.5)
대구	541	53.1 (2.4)	790	49.7 (2.2)	736	51.1 (2.4)	637	55.2 (2.0)	585	52.9 (3.5)	501	49.8 (3.5)	517	47.5 (1.8)	537	51.8 (2.7)
인천	583	43.1 (3.4)	796	52.1 (2.9)	758	50.9 (3.1)	733	49.3 (2.7)	655	49.1 (2.4)	548	43.3 (3.3)	517	41.0 (3.2)	459	45.5 (2.3)
광주	428	42.8 (2.5)	591	50.9 (3.7)	588	53.9 (2.8)	448	51.6 (3.4)	394	48.7 (2.9)	371	43.7 (2.5)	320	51.4 (2.3)	338	52.1 (4.2)
대전	437	44.9 (2.8)	618	51.8 (2.6)	675	48.3 (2.4)	507	53.2 (2.2)	488	43.8 (2.6)	467	42.0 (2.9)	378	44.5 (2.3)	390	45.0 (3.4)
울산	383	44.9 (3.3)	580	48.1 (2.8)	605	47.2 (3.2)	523	51.8 (2.2)	493	48.8 (2.5)	525	46.1 (1.7)	307	46.7 (3.3)	303	46.3 (3.3)
경기	977	45.9 (2.1)	1,257	48.6 (1.6)	1,500	49.6 (2.2)	1,336	50.2 (1.7)	1,227	50.0 (2.4)	1,182	44.6 (1.6)	1,759	46.6 (1.6)	1,814	48.2 (1.4)
강원	398	53.1 (4.1)	580	52.3 (2.7)	533	53.5 (3.0)	580	51.4 (3.3)	480	52.2 (4.1)	495	53.3 (2.6)	339	52.7 (3.6)	323	42.2 (4.8)
충북	427	49.8 (3.6)	537	48.8 (2.7)	673	48.8 (2.3)	619	43.8 (3.3)	554	44.7 (2.4)	528	47.0 (3.1)	387	51.3 (2.6)	397	52.3 (4.1)
충남	429	47.5 (3.7)	610	55.4 (4.2)	649	52.8 (2.3)	555	50.6 (2.6)	499	49.6 (3.9)	553	47.5 (2.8)	501	42.6 (1.8)	430	46.7 (3.6)
전북	377	50.2 (3.2)	491	56.2 (4.8)	556	51.9 (4.1)	578	48.5 (3.3)	507	48.0 (2.9)	546	45.3 (1.7)	394	49.4 (3.6)	363	50.1 (4.0)
전남	407	56.6 (2.3)	494	57.7 (2.6)	562	57.0 (3.1)	424	57.0 (3.6)	381	51.9 (4.4)	424	51.3 (4.5)	354	43.4 (2.9)	307	51.7 (3.4)
경북	544	50.2 (3.0)	712	56.6 (1.6)	849	56.1 (2.5)	516	49.9 (4.3)	451	50.1 (5.2)	481	46.7 (2.7)	459	51.6 (3.9)	452	53.3 (3.8)
경남	515	50.8 (2.9)	767	50.2 (3.2)	782	53.2 (1.8)	642	55.4 (3.1)	631	50.2 (3.4)	585	46.0 (3.3)	608	50.8 (2.6)	670	51.3 (2.8)
제주	261	43.8 (3.5)	329	48.4 (3.2)	288	48.1 (2.5)	306	48.4 (2.9)	251	47.9 (4.6)	222	47.2 (3.2)	197	50.7 (3.5)	252	52.1 (4.8)
 <b>여학생</b>																
전 체	7,537	51.4 (0.8)	9,256	51.1 (0.8)	9,238	51.3 (0.7)	8,498	48.9 (0.7)	6,723	44.2 (0.8)	6,515	42.1 (0.8)	6,742	43.4 (0.7)	5,696	43.4 (0.9)
<b>학 년</b>																
중1	819	24.7 (1.7)	850	22.9 (1.7)	805	22.3 (1.7)	669	20.2 (1.7)	520	16.0 (1.8)	535	19.9 (1.9)	497	15.8 (1.6)	374	16.7 (2.1)
중2	1,114	36.9 (1.7)	1,078	37.7 (2.0)	1,148	34.0 (1.6)	951	30.3 (1.7)	737	29.9 (2.0)	722	28.3 (2.1)	735	30.5 (1.7)	602	22.4 (1.9)
중3	1,274	53.2 (1.8)	1,259	46.5 (1.9)	1,402	49.1 (1.6)	1,149	44.4 (1.7)	872	37.1 (1.9)	900	37.6 (2.1)	868	35.4 (2.1)	706	36.6 (2.1)
고1	1,970	61.2 (1.3)	1,847	58.2 (1.9)	1,881	57.1 (1.5)	1,718	56.4 (1.7)	1,240	51.4 (1.5)	1,244	46.0 (1.9)	1,299	50.0 (1.4)	1,065	47.0 (1.7)
고2	2,360	60.5 (1.4)	2,168	61.2 (1.4)	1,968	60.5 (1.3)	2,160	56.8 (1.2)	1,659	51.7 (1.4)	1,548	50.3 (1.5)	1,721	49.3 (1.3)	1,457	49.8 (1.6)
고3	-	- -	2,054	57.0 (1.6)	2,034	60.7 (1.4)	1,851	56.2 (1.3)	1,695	52.7 (1.9)	1,566	47.9 (1.5)	1,622	51.3 (1.5)	1,492	51.8 (1.8)
<b>학교급</b>																
중학교	3,207	39.7 (1.0)	3,187	37.3 (1.1)	3,355	37.4 (1.0)	2,769	33.7 (1.1)	2,129	29.2 (1.2)	2,157	30.4 (1.3)	2,100	29.0 (1.2)	1,682	27.4 (1.2)
고등학교	4,330	60.9 (1.0)	6,069	58.9 (0.9)	5,883	59.5 (0.8)	5,729	56.5 (0.9)	4,594	51.9 (0.9)	4,358	48.2 (1.0)	4,642	50.2 (0.9)	4,014	49.8 (1.0)
일 반 계 고	2,524	59.6 (1.3)	3,386	56.6 (1.2)	3,297	57.6 (1.1)	3,371	53.9 (1.1)	2,760	49.3 (1.0)	2,708	45.7 (1.3)	2,602	48.4 (1.1)	2,660	48.4 (1.2)
특성화계고	1,806	62.8 (1.6)	2,683	62.1 (1.4)	2,586	62.3 (1.2)	2,358	60.9 (1.4)	1,834	56.1 (1.6)	1,650	52.6 (1.2)	2,040	53.4 (1.3)	1,354	52.5 (1.9)
<b>지 역</b>																
서울	918	51.9 (1.7)	1,039	49.2 (1.9)	1,043	48.4 (2.0)	885	46.0 (1.5)	734	41.1 (2.1)	673	42.1 (2.3)	972	43.5 (1.6)	949	43.5 (2.0)
부산	542	55.3 (2.7)	575	51.3 (3.4)	727	55.0 (2.0)	638	50.4 (2.5)	473	50.7 (2.7)	430	44.6 (3.0)	401	42.5 (3.2)	330	43.1 (2.9)
대구	489	57.4 (2.5)	632	54.4 (2.3)	670	55.7 (2.6)	552	52.9 (2.5)	385	50.0 (2.3)	394	45.6 (2.1)	342	48.6 (2.8)	267	52.0 (2.9)
인천	475	49.7 (3.0)	647	48.0 (2.3)	676	47.9 (2.6)	567	50.5 (2.6)	435	40.8 (2.4)	454	38.2 (3.2)	344	35.0 (3.7)	298	37.9 (3.4)
광주	325	53.0 (3.1)	423	54.6 (3.2)	420	52.6 (4.0)	331	45.5 (1.7)	271	44.4 (4.9)	256	39.2 (2.7)	211	47.6 (3.0)	168	46.4 (4.5)
대전	358	54.3 (3.3)	395	52.5 (2.5)	382	51.1 (3.1)	458	46.6 (2.1)	356	50.2 (3.5)	335	42.4 (3.8)	269	38.7 (3.3)	208	37.7 (2.6)
울산	358	43.2 (2.6)	506	44.4 (2.2)	537	52.9 (3.1)	422	52.1 (2.7)	300	50.3 (3.0)	236	41.6 (2.9)	291	46.1 (3.5)	169	50.3 (5.0)
경기	1,003	48.4 (1.8)	1,145	51.4 (2.0)	1,139	50.4 (1.7)	1,031	47.2 (2.0)	819	41.4 (2.1)	791	39.5 (1.9)	1,401	43.1 (1.5)	1,329	42.0 (1.8)
강원	387	54.4 (5.4)	487	50.7 (3.0)	428	53.0 (3.4)	357	50.4 (3.1)	337	46.6 (2.1)	383	45.8 (3.8)	306	40.0 (3.5)	271	49.9 (5.5)
충북	363	47.7 (3.0)	465	49.0 (3.3)	461	53.3 (2.7)	422	46.9 (2.7)	356	45.3 (2.5)	344	42.4 (3.6)	373	42.6 (3.2)	235	36.2 (4.5)
충남	438	44.2 (5.0)	566	51.5 (4.2)	517	44.7 (3.5)	510	46.6 (2.6)	346	36.1 (4.8)	355	39.3 (3.0)	304	41.8 (3.3)	277	37.7 (4.3)
전북	371	49.3 (2.4)	476	48.9 (3.4)	443	49.9 (2.5)	397	45.7 (4.2)	358	43.8 (4.4)	331	43.6 (2.7)	281	35.8 (2.9)	218	42.6 (5.4)
전남	370	53.2 (3.1)	410	49.3 (5.4)	385	52.5 (3.5)	398	54.9 (2.6)	334	47.4 (2.5)	309	43.7 (3.8)	299	49.0 (3.3)	269	51.0 (5.0)
경북	418	54.9 (2.9)	521	54.8 (3.1)	481	53.1 (1.9)	692	58.0 (2.5)	534	47.0 (2.0)	538	45.1 (3.0)	400	48.1 (3.4)	277	45.9 (3.9)
경남	514	58.7 (2.1)	658	56.5 (2.4)	599	58.0 (2.2)	619	51.3 (3.2)	532	46.4 (3.5)	540	46.9 (3.2)	397	44.7 (4.1)	351	39.6 (2.6)
제주	208	50.1 (2.7)	311	51.4 (3.2)	330	51.1 (2.9)	219	51.2 (3.3)	153	55.1 (3.5)	146	37.6 (2.9)	151	58.1 (3.1)	80	63.7 (6.3)



결과표25. 연간 음주예방 교육 경험률

(단위: %)


구 분	'05			'06			'07			'08			'09			'10			'11			'12		
	N	분율(표준오차)		N	분율(표준오차)		N	분율(표준오차)		N	분율(표준오차)		N	분율(표준오차)		N	분율(표준오차)		N	분율(표준오차)		N	분율(표준오차)	
<b>전 체</b>																								
전 체	-	-	-	-	-	-	-	-	-	-	-	-	-	-	-	73,238	36.3 (0.5)		75,643	35.2 (0.4)		74,186	34.3 (0.5)	
<b>학 년</b>																								
중1	-	-	-	-	-	-	-	-	-	-	-	-	-	-	-	12,468	53.5 (0.9)		12,728	50.2 (0.9)		12,362	47.1 (0.8)	
중2	-	-	-	-	-	-	-	-	-	-	-	-	-	-	-	12,499	45.8 (0.9)		12,903	47.3 (0.7)		12,384	44.6 (1.0)	
중3	-	-	-	-	-	-	-	-	-	-	-	-	-	-	-	12,603	40.7 (0.8)		12,843	40.7 (0.8)		12,551	41.6 (0.9)	
고1	-	-	-	-	-	-	-	-	-	-	-	-	-	-	-	12,021	33.2 (0.9)		12,569	30.7 (0.7)		12,451	29.9 (0.8)	
고2	-	-	-	-	-	-	-	-	-	-	-	-	-	-	-	12,124	28.5 (0.8)		12,508	25.7 (0.6)		12,315	25.9 (0.8)	
고3	-	-	-	-	-	-	-	-	-	-	-	-	-	-	-	11,523	16.5 (0.7)		12,092	17.0 (0.6)		12,123	18.1 (0.6)	
<b>학교급</b>																								
중학교	-	-	-	-	-	-	-	-	-	-	-	-	-	-	-	37,570	46.6 (0.7)		38,474	46.0 (0.6)		37,297	44.3 (0.7)	
고등학교	-	-	-	-	-	-	-	-	-	-	-	-	-	-	-	35,668	26.1 (0.6)		37,169	24.5 (0.5)		36,889	24.6 (0.6)	
일반계고	-	-	-	-	-	-	-	-	-	-	-	-	-	-	-	26,845	25.3 (0.7)		27,278	23.6 (0.5)		28,443	23.8 (0.6)	
특성화계고	-	-	-	-	-	-	-	-	-	-	-	-	-	-	-	8,823	28.5 (1.1)		9,891	27.8 (0.9)		8,446	27.3 (1.2)	
<b>지 역</b>																								
서울	-	-	-	-	-	-	-	-	-	-	-	-	-	-	-	7,848	35.0 (1.0)		11,355	40.1 (1.1)		11,373	37.9 (1.0)	
부산	-	-	-	-	-	-	-	-	-	-	-	-	-	-	-	5,303	37.0 (1.3)		5,157	33.6 (1.2)		4,939	32.6 (1.3)	
대구	-	-	-	-	-	-	-	-	-	-	-	-	-	-	-	5,030	34.2 (1.3)		4,439	36.4 (1.8)		4,312	35.1 (1.7)	
인천	-	-	-	-	-	-	-	-	-	-	-	-	-	-	-	5,008	36.6 (1.3)		4,516	31.7 (1.3)		4,302	30.8 (1.5)	
광주	-	-	-	-	-	-	-	-	-	-	-	-	-	-	-	4,024	37.6 (1.7)		3,309	39.2 (1.6)		3,149	36.3 (1.9)	
대전	-	-	-	-	-	-	-	-	-	-	-	-	-	-	-	3,874	33.2 (1.4)		3,003	32.0 (1.1)		2,975	35.1 (2.1)	
울산	-	-	-	-	-	-	-	-	-	-	-	-	-	-	-	3,478	37.2 (2.0)		2,913	34.4 (2.6)		2,518	31.9 (2.3)	
경기	-	-	-	-	-	-	-	-	-	-	-	-	-	-	-	9,044	37.5 (1.2)		14,427	35.6 (0.9)		15,658	34.9 (1.0)	
강원	-	-	-	-	-	-	-	-	-	-	-	-	-	-	-	3,447	42.1 (2.2)		2,722	36.8 (1.2)		2,486	37.7 (2.0)	
충북	-	-	-	-	-	-	-	-	-	-	-	-	-	-	-	3,500	36.6 (2.6)		2,973	32.9 (1.7)		2,753	35.0 (4.3)	
충남	-	-	-	-	-	-	-	-	-	-	-	-	-	-	-	3,869	34.6 (3.2)		3,457	26.2 (1.7)		3,264	26.4 (1.9)	
전북	-	-	-	-	-	-	-	-	-	-	-	-	-	-	-	3,778	36.5 (2.2)		3,382	27.8 (1.5)		3,133	33.4 (3.4)	
전남	-	-	-	-	-	-	-	-	-	-	-	-	-	-	-	3,381	39.1 (2.6)		3,434	35.3 (2.6)		2,906	28.4 (2.4)	
경북	-	-	-	-	-	-	-	-	-	-	-	-	-	-	-	4,515	33.3 (2.1)		4,028	31.7 (2.0)		3,755	30.1 (2.4)	
경남	-	-	-	-	-	-	-	-	-	-	-	-	-	-	-	4,810	36.3 (2.3)		4,733	35.9 (1.9)		4,920	36.9 (2.5)	
제주	-	-	-	-	-	-	-	-	-	-	-	-	-	-	-	2,329	36.5 (1.8)		1,795	37.0 (2.3)		1,743	31.0 (2.6)	
<b>남학생</b>																								
전 체	-	-	-	-	-	-	-	-	-	-	-	-	-	-	-	38,391	37.3 (0.6)		37,873	34.7 (0.5)		38,221	34.0 (0.6)	
<b>학 년</b>																								
중1	-	-	-	-	-	-	-	-	-	-	-	-	-	-	-	6,519	54.1 (1.1)		6,548	49.4 (1.1)		6,364	46.2 (0.9)	
중2	-	-	-	-	-	-	-	-	-	-	-	-	-	-	-	6,620	46.3 (1.2)		6,413	45.4 (0.9)		6,394	42.7 (1.0)	
중3	-	-	-	-	-	-	-	-	-	-	-	-	-	-	-	6,817	41.7 (1.0)		6,589	39.7 (1.0)		6,525	39.6 (1.0)	
고1	-	-	-	-	-	-	-	-	-	-	-	-	-	-	-	6,229	35.2 (1.2)		6,386	31.4 (0.9)		6,606	29.3 (0.8)	
고2	-	-	-	-	-	-	-	-	-	-	-	-	-	-	-	6,273	29.0 (1.0)		5,954	26.3 (0.9)		6,221	27.8 (1.1)	
고3	-	-	-	-	-	-	-	-	-	-	-	-	-	-	-	5,933	18.0 (1.0)		5,983	17.2 (0.7)		6,111	19.9 (0.8)	
<b>학교급</b>																								
중학교	-	-	-	-	-	-	-	-	-	-	-	-	-	-	-	19,956	47.2 (0.8)		19,550	44.7 (0.6)		19,283	42.8 (0.7)	
고등학교	-	-	-	-	-	-	-	-	-	-	-	-	-	-	-	18,435	27.5 (0.7)		18,323	25.1 (0.6)		18,938	25.7 (0.6)	
일반계고	-	-	-	-	-	-	-	-	-	-	-	-	-	-	-	14,042	27.1 (0.8)		13,946	24.3 (0.7)		14,458	25.3 (0.8)	
특성화계고	-	-	-	-	-	-	-	-	-	-	-	-	-	-	-	4,393	28.9 (1.2)		4,377	27.6 (1.3)		4,480	27.1 (1.1)	

※ 최근 12개월 동안 학교에서(수업시간, 방송교육, 강당에서의 교육 등 모두 포함) 술(알코올)에 관한 교육을 받은 적이 있는 사람의 분율



(계속: 연간 음주예방 교육 경험률)

(단위: %)

구 분	'05			'06			'07			'08			'09			'10			'11			'12		
	N	분	일(표준오차)	N	분	일(표준오차)	N	분	일(표준오차)	N	분	일(표준오차)	N	분	일(표준오차)	N	분	일(표준오차)	N	분	일(표준오차)	N	분	일(표준오차)
<b>지 역</b>																								
서울	-	-	-	-	-	-	-	-	-	-	-	-	-	-	-	4,018	36.9	(1.4)	5,428	37.7	(1.3)	5,266	36.4	(1.5)
부산	-	-	-	-	-	-	-	-	-	-	-	-	-	-	-	2,804	40.3	(1.8)	2,781	34.2	(1.6)	2,807	32.5	(1.4)
대구	-	-	-	-	-	-	-	-	-	-	-	-	-	-	-	2,650	33.9	(1.9)	2,391	34.9	(2.1)	2,624	36.3	(2.3)
인천	-	-	-	-	-	-	-	-	-	-	-	-	-	-	-	2,566	37.4	(2.1)	2,183	33.0	(2.1)	2,237	33.1	(1.9)
광주	-	-	-	-	-	-	-	-	-	-	-	-	-	-	-	2,149	40.0	(2.2)	1,714	37.8	(2.3)	1,689	38.3	(2.2)
대전	-	-	-	-	-	-	-	-	-	-	-	-	-	-	-	2,110	35.4	(2.1)	1,554	29.1	(1.6)	1,694	32.4	(2.5)
울산	-	-	-	-	-	-	-	-	-	-	-	-	-	-	-	2,170	34.5	(2.5)	1,453	32.7	(2.5)	1,329	30.4	(2.6)
경기	-	-	-	-	-	-	-	-	-	-	-	-	-	-	-	4,825	37.7	(1.5)	7,226	35.5	(1.0)	7,677	34.9	(1.0)
강원	-	-	-	-	-	-	-	-	-	-	-	-	-	-	-	1,771	40.9	(2.6)	1,360	38.7	(2.9)	1,235	34.5	(2.4)
충북	-	-	-	-	-	-	-	-	-	-	-	-	-	-	-	1,861	41.0	(2.6)	1,396	31.8	(2.0)	1,493	33.0	(3.1)
충남	-	-	-	-	-	-	-	-	-	-	-	-	-	-	-	1,975	37.0	(5.7)	1,792	27.5	(2.8)	1,680	24.1	(1.9)
전북	-	-	-	-	-	-	-	-	-	-	-	-	-	-	-	2,005	35.2	(3.1)	1,638	28.9	(2.0)	1,470	33.3	(4.2)
전남	-	-	-	-	-	-	-	-	-	-	-	-	-	-	-	1,752	41.8	(3.3)	1,623	36.9	(2.5)	1,436	31.6	(3.3)
경북	-	-	-	-	-	-	-	-	-	-	-	-	-	-	-	2,136	32.5	(2.8)	2,010	29.7	(2.9)	2,034	30.4	(2.3)
경남	-	-	-	-	-	-	-	-	-	-	-	-	-	-	-	2,318	37.1	(3.5)	2,419	37.6	(2.6)	2,570	36.1	(2.9)
제주	-	-	-	-	-	-	-	-	-	-	-	-	-	-	-	1,281	36.2	(2.2)	905	36.0	(2.0)	980	32.2	(3.5)
 <b>여학생</b>																								
<b>전 체</b>	-	-	-	-	-	-	-	-	-	-	-	-	-	-	-	34,847	35.3	(0.7)	37,770	35.6	(0.6)	35,965	34.6	(0.7)
<b>학 년</b>																								
중1	-	-	-	-	-	-	-	-	-	-	-	-	-	-	-	5,949	52.8	(1.3)	6,180	51.0	(1.1)	5,998	48.1	(1.2)
중2	-	-	-	-	-	-	-	-	-	-	-	-	-	-	-	5,879	45.1	(1.3)	6,490	49.4	(1.0)	5,990	46.7	(1.4)
중3	-	-	-	-	-	-	-	-	-	-	-	-	-	-	-	5,786	39.7	(1.1)	6,254	41.7	(1.1)	6,026	43.6	(1.3)
고1	-	-	-	-	-	-	-	-	-	-	-	-	-	-	-	5,792	30.9	(1.3)	6,183	29.9	(1.2)	5,845	30.5	(1.2)
고2	-	-	-	-	-	-	-	-	-	-	-	-	-	-	-	5,851	27.8	(1.2)	6,554	24.9	(1.0)	6,094	23.7	(1.0)
고3	-	-	-	-	-	-	-	-	-	-	-	-	-	-	-	5,590	14.8	(0.9)	6,109	16.8	(0.8)	6,012	16.0	(0.9)
<b>학교급</b>																								
중학교	-	-	-	-	-	-	-	-	-	-	-	-	-	-	-	17,614	45.8	(0.8)	18,924	47.3	(0.8)	18,014	46.1	(1.0)
고등학교	-	-	-	-	-	-	-	-	-	-	-	-	-	-	-	17,233	24.5	(0.7)	18,846	24.0	(0.7)	17,951	23.4	(0.8)
일반계 고	-	-	-	-	-	-	-	-	-	-	-	-	-	-	-	12,803	23.4	(0.9)	13,332	22.8	(0.8)	13,985	22.2	(0.8)
특성화계 고	-	-	-	-	-	-	-	-	-	-	-	-	-	-	-	4,430	28.0	(1.5)	5,514	27.9	(1.2)	3,966	27.6	(1.9)
<b>지 역</b>																								
서울	-	-	-	-	-	-	-	-	-	-	-	-	-	-	-	3,830	33.0	(1.4)	5,927	42.8	(1.8)	6,107	39.5	(1.5)
부산	-	-	-	-	-	-	-	-	-	-	-	-	-	-	-	2,499	33.0	(2.1)	2,376	32.9	(2.1)	2,132	32.8	(2.8)
대구	-	-	-	-	-	-	-	-	-	-	-	-	-	-	-	2,380	34.6	(1.7)	2,048	38.1	(2.9)	1,688	33.8	(2.4)
인천	-	-	-	-	-	-	-	-	-	-	-	-	-	-	-	2,442	35.8	(2.2)	2,333	30.2	(2.1)	2,065	28.2	(2.3)
광주	-	-	-	-	-	-	-	-	-	-	-	-	-	-	-	1,875	35.1	(2.6)	1,595	40.6	(3.0)	1,460	34.1	(3.3)
대전	-	-	-	-	-	-	-	-	-	-	-	-	-	-	-	1,764	30.8	(2.0)	1,449	35.2	(2.1)	1,281	38.1	(3.5)
울산	-	-	-	-	-	-	-	-	-	-	-	-	-	-	-	1,308	40.4	(2.6)	1,460	36.4	(4.0)	1,189	33.6	(3.8)
경기	-	-	-	-	-	-	-	-	-	-	-	-	-	-	-	4,219	37.2	(1.7)	7,201	35.7	(1.1)	7,981	34.8	(1.3)
강원	-	-	-	-	-	-	-	-	-	-	-	-	-	-	-	1,676	43.4	(3.1)	1,362	34.6	(1.5)	1,251	41.2	(3.2)
충북	-	-	-	-	-	-	-	-	-	-	-	-	-	-	-	1,639	31.7	(3.8)	1,577	34.1	(3.4)	1,260	37.3	(7.8)
충남	-	-	-	-	-	-	-	-	-	-	-	-	-	-	-	1,894	31.9	(2.7)	1,665	24.6	(1.9)	1,584	28.9	(2.9)
전북	-	-	-	-	-	-	-	-	-	-	-	-	-	-	-	1,773	37.8	(4.1)	1,744	26.6	(2.0)	1,663	33.6	(3.8)
전남	-	-	-	-	-	-	-	-	-	-	-	-	-	-	-	1,629	36.1	(2.7)	1,811	33.4	(3.3)	1,470	24.9	(2.8)
경북	-	-	-	-	-	-	-	-	-	-	-	-	-	-	-	2,379	34.2	(2.8)	2,018	34.0	(2.5)	1,721	29.9	(4.1)
경남	-	-	-	-	-	-	-	-	-	-	-	-	-	-	-	2,492	35.3	(3.0)	2,314	34.0	(3.0)	2,350	37.8	(4.4)
제주	-	-	-	-	-	-	-	-	-	-	-	-	-	-	-	1,048	36.9	(4.3)	890	38.0	(4.3)	763	29.6	(4.5)



결과표26. 비만율

(단위: %)

구 분	'05		'06		'07		'08		'09		'10		'11		'12	
	N	분율(표준오차)	N	분율(표준오차)	N	분율(표준오차)	N	분율(표준오차)	N	분율(표준오차)	N	분율(표준오차)	N	분율(표준오차)	N	분율(표준오차)
<b>전 체</b>																
전 체	56,511	8.2 (0.2)	69,500	8.8 (0.2)	72,133	8.2 (0.2)	72,703	8.2 (0.2)	72,399	8.2 (0.2)	70,809	8.3 (0.2)	73,474	8.6 (0.2)	72,229	9.2 (0.2)
<b>학 년</b>																
중1	11,731	5.8 (0.3)	12,486	5.3 (0.2)	12,652	5.0 (0.2)	12,688	5.6 (0.3)	12,326	5.6 (0.3)	12,105	6.2 (0.3)	12,431	6.8 (0.3)	12,076	6.6 (0.3)
중2	11,683	7.4 (0.3)	12,059	7.4 (0.4)	12,363	6.7 (0.3)	12,678	7.0 (0.3)	12,449	6.6 (0.3)	12,091	6.9 (0.3)	12,529	6.6 (0.3)	12,080	7.6 (0.3)
중3	11,065	8.7 (0.4)	11,851	8.2 (0.3)	12,423	8.0 (0.3)	12,374	7.2 (0.3)	12,382	7.8 (0.3)	12,217	8.3 (0.4)	12,465	8.3 (0.3)	12,211	8.5 (0.3)
고1	11,155	10.0 (0.4)	11,337	9.3 (0.4)	12,369	8.6 (0.4)	12,260	9.1 (0.3)	11,995	8.8 (0.4)	11,647	8.9 (0.4)	12,234	9.4 (0.3)	12,150	9.7 (0.3)
고2	10,877	9.9 (0.4)	11,185	10.3 (0.4)	11,249	10.7 (0.4)	11,942	9.0 (0.4)	11,991	9.3 (0.4)	11,720	9.1 (0.4)	12,160	9.3 (0.4)	11,984	10.4 (0.4)
고3	-	-	10,582	13.0 (0.6)	11,077	11.3 (0.5)	10,761	11.7 (0.4)	11,256	11.0 (0.4)	11,029	10.7 (0.5)	11,655	11.3 (0.4)	11,728	12.0 (0.4)
<b>학교급</b>																
중학교	34,479	7.3 (0.2)	36,396	7.0 (0.2)	37,438	6.6 (0.2)	37,740	6.6 (0.2)	37,157	6.7 (0.2)	36,413	7.2 (0.2)	37,425	7.3 (0.2)	36,367	7.6 (0.2)
고등학교	22,032	9.9 (0.3)	33,104	10.8 (0.3)	34,695	10.1 (0.3)	34,963	9.9 (0.3)	35,242	9.7 (0.3)	34,396	9.5 (0.3)	36,049	10.0 (0.3)	35,862	10.7 (0.2)
일반계고	15,428	10.0 (0.4)	23,030	10.7 (0.4)	24,382	9.4 (0.4)	25,982	9.5 (0.3)	26,459	9.6 (0.3)	26,035	9.3 (0.4)	26,550	9.9 (0.3)	27,740	10.1 (0.3)
특성화계고	6,604	9.8 (0.6)	10,074	11.2 (0.6)	10,313	12.0 (0.5)	8,981	10.9 (0.5)	8,783	9.9 (0.5)	8,361	10.3 (0.4)	9,499	10.4 (0.4)	8,122	12.6 (0.5)
<b>지 역</b>																
서울	6,405	8.6 (0.5)	7,636	9.2 (0.5)	8,096	8.4 (0.4)	7,785	8.7 (0.4)	7,894	8.4 (0.5)	7,576	8.1 (0.5)	10,997	9.1 (0.4)	11,080	8.8 (0.4)
부산	4,195	9.2 (0.6)	5,064	8.9 (0.6)	5,356	9.1 (0.6)	5,348	8.6 (0.5)	5,285	8.8 (0.6)	5,136	9.1 (0.6)	5,021	9.3 (0.7)	4,835	9.4 (0.6)
대구	4,008	9.1 (0.7)	4,821	9.5 (0.7)	4,998	9.5 (0.8)	4,889	9.1 (0.5)	4,919	9.3 (0.8)	4,905	8.8 (0.6)	4,324	8.9 (0.6)	4,212	9.3 (0.6)
인천	3,923	7.3 (0.5)	4,731	9.5 (0.6)	4,943	9.0 (0.7)	5,070	8.3 (0.6)	4,938	8.2 (0.5)	4,874	8.3 (0.6)	4,391	8.5 (0.6)	4,175	9.3 (0.6)
광주	3,014	6.8 (0.6)	3,771	7.5 (0.6)	3,955	6.9 (0.6)	3,892	6.7 (0.7)	4,000	6.8 (0.6)	3,927	6.9 (0.7)	3,220	8.8 (0.6)	3,086	8.9 (0.6)
대전	2,873	6.5 (0.7)	3,700	8.8 (0.6)	3,736	8.3 (0.6)	3,896	9.0 (0.7)	3,787	9.6 (0.9)	3,767	8.1 (0.8)	2,941	9.1 (0.8)	2,893	8.3 (0.5)
울산	2,616	9.3 (0.7)	3,484	9.6 (0.6)	3,585	8.5 (0.6)	3,547	7.6 (0.5)	3,516	7.7 (0.7)	3,355	8.1 (0.7)	2,843	8.3 (0.7)	2,468	8.8 (0.7)
경기	6,638	8.1 (0.5)	8,062	8.6 (0.5)	8,481	7.6 (0.4)	9,035	7.5 (0.3)	9,109	7.8 (0.4)	8,692	8.1 (0.4)	14,039	7.7 (0.2)	15,255	8.3 (0.3)
강원	2,515	8.2 (0.7)	3,294	9.1 (0.7)	3,233	9.4 (0.7)	3,404	9.1 (0.8)	3,418	9.1 (0.6)	3,331	10.1 (0.7)	2,645	10.8 (1.4)	2,405	12.9 (1.0)
충북	2,701	7.6 (0.8)	3,328	9.1 (0.5)	3,452	8.1 (0.7)	3,526	8.7 (0.7)	3,515	8.7 (0.7)	3,390	8.4 (0.9)	2,845	8.9 (1.0)	2,657	9.1 (0.8)
충남	2,766	9.1 (0.6)	3,496	8.7 (0.6)	3,575	7.8 (0.5)	3,755	9.4 (0.9)	3,685	8.0 (0.9)	3,721	9.3 (1.2)	3,348	9.2 (1.1)	3,181	9.8 (0.9)
전북	2,779	7.9 (0.7)	3,232	7.8 (0.9)	3,441	7.4 (1.0)	3,619	6.3 (0.5)	3,657	7.5 (0.9)	3,654	7.5 (1.0)	3,298	8.0 (0.7)	3,040	10.8 (0.8)
전남	2,845	6.9 (0.6)	3,498	6.5 (0.7)	3,542	7.0 (0.6)	3,456	6.9 (0.6)	3,263	7.1 (0.7)	3,254	7.0 (1.0)	3,340	7.4 (0.7)	2,822	9.8 (0.7)
경북	3,424	9.9 (0.8)	4,155	9.2 (0.7)	4,340	9.4 (0.8)	4,426	8.2 (0.6)	4,432	6.9 (0.7)	4,354	8.8 (0.9)	3,907	9.0 (0.6)	3,642	10.0 (0.8)
경남	3,829	7.7 (0.6)	4,731	8.0 (0.7)	4,859	7.4 (0.5)	4,667	8.2 (0.9)	4,762	8.3 (0.8)	4,635	9.0 (0.8)	4,594	9.0 (0.6)	4,793	9.1 (0.6)
제주	1,980	8.6 (0.6)	2,497	9.5 (0.8)	2,541	10.7 (1.1)	2,388	10.4 (0.9)	2,219	10.3 (0.8)	2,238	10.4 (0.8)	1,721	9.8 (1.1)	1,685	11.4 (0.9)
<b>남학생</b>																
전 체	28,975	11.5 (0.2)	36,192	12.1 (0.2)	38,026	11.4 (0.2)	37,906	11.3 (0.2)	38,152	11.5 (0.2)	37,090	11.9 (0.2)	36,755	11.7 (0.2)	37,229	12.3 (0.2)
<b>학 년</b>																
중1	6,044	7.7 (0.4)	6,697	7.1 (0.3)	6,897	6.6 (0.3)	6,711	7.6 (0.4)	6,711	8.4 (0.4)	6,323	9.2 (0.4)	6,394	8.9 (0.4)	6,235	9.0 (0.4)
중2	5,950	9.9 (0.5)	6,222	10.5 (0.5)	6,529	9.7 (0.4)	6,726	10.2 (0.4)	6,722	9.6 (0.5)	6,407	10.2 (0.4)	6,219	9.1 (0.4)	6,248	10.7 (0.5)
중3	5,667	13.1 (0.6)	6,140	11.8 (0.5)	6,416	11.1 (0.5)	6,630	10.3 (0.4)	6,767	11.2 (0.5)	6,600	11.9 (0.5)	6,394	12.2 (0.4)	6,338	11.9 (0.5)
고1	5,734	13.8 (0.6)	5,897	13.0 (0.6)	6,374	12.4 (0.5)	6,423	12.1 (0.5)	6,626	12.1 (0.4)	6,050	12.8 (0.5)	6,204	12.7 (0.4)	6,446	13.1 (0.4)
고2	5,580	13.9 (0.5)	5,874	13.8 (0.5)	5,996	14.2 (0.5)	5,860	12.6 (0.5)	5,889	12.2 (0.5)	6,054	12.5 (0.5)	5,791	12.4 (0.5)	6,051	13.2 (0.5)
고3	-	-	5,362	17.6 (0.7)	5,814	15.6 (0.6)	5,556	16.0 (0.6)	5,437	15.5 (0.6)	5,656	14.8 (0.5)	5,753	14.7 (0.5)	5,911	15.5 (0.5)
<b>학교급</b>																
중학교	17,661	10.1 (0.3)	19,059	9.8 (0.3)	19,842	9.1 (0.2)	20,067	9.4 (0.2)	20,200	9.7 (0.3)	19,330	10.4 (0.3)	19,007	10.1 (0.2)	18,821	10.5 (0.3)
고등학교	11,314	13.9 (0.4)	17,133	14.7 (0.3)	18,184	14.0 (0.4)	17,839	13.4 (0.3)	17,952	13.2 (0.3)	17,760	13.3 (0.3)	17,748	13.2 (0.3)	18,408	13.9 (0.3)
일반계고	7,975	14.4 (0.5)	11,937	15.0 (0.4)	12,885	13.4 (0.4)	13,756	13.3 (0.3)	13,774	13.5 (0.4)	13,586	13.5 (0.4)	13,534	13.5 (0.3)	14,089	13.5 (0.3)
특성화계고	3,339	12.5 (0.7)	5,196	14.1 (0.7)	5,299	15.7 (0.6)	4,083	13.9 (0.7)	4,178	12.3 (0.6)	4,174	12.8 (0.6)	4,214	12.3 (0.5)	4,319	15.3 (0.7)

\*2007년 소아청소년 성장도표 연령별 체질량지수 기준 95백분위수 이상 또는 체질량지수 25 이상인 사람의 분율, 체질량지수(BMI)=체중(kg)/[신장(m)]<sup>2</sup>



(계속: 비만을)

(단위: %)

구 분	'05		'06		'07		'08		'09		'10		'11		'12	
	N	분율(표준오차)	N	분율(표준오차)	N	분율(표준오차)	N	분율(표준오차)	N	분율(표준오차)	N	분율(표준오차)	N	분율(표준오차)	N	분율(표준오차)
<b>지 역</b>																
서울	3,289	12.5 (0.6)	3,887	12.8 (0.6)	4,233	11.8 (0.5)	3,969	11.7 (0.5)	4,045	11.7 (0.6)	3,862	11.5 (0.6)	5,248	12.6 (0.6)	5,116	12.3 (0.5)
부산	2,158	12.9 (0.7)	2,816	12.3 (0.7)	2,807	12.8 (0.7)	2,711	12.4 (0.6)	2,652	12.8 (0.7)	2,713	13.5 (0.7)	2,687	13.0 (0.6)	2,749	12.7 (0.6)
대구	2,068	12.6 (0.9)	2,571	13.6 (0.7)	2,530	13.6 (0.8)	2,524	12.6 (0.6)	2,600	14.1 (0.9)	2,580	12.7 (0.8)	2,325	12.3 (0.8)	2,561	12.0 (0.7)
인천	2,023	10.2 (0.6)	2,404	12.6 (0.8)	2,489	12.3 (0.7)	2,723	11.9 (0.5)	2,677	10.9 (0.5)	2,492	11.5 (0.7)	2,116	11.2 (0.7)	2,177	11.9 (0.8)
광주	1,580	10.7 (0.7)	2,057	11.1 (0.5)	2,112	10.3 (0.5)	2,122	10.0 (0.9)	2,191	9.5 (0.7)	2,095	10.7 (0.8)	1,677	12.3 (0.7)	1,653	12.2 (0.8)
대전	1,601	9.2 (0.9)	2,161	12.2 (0.6)	2,171	11.8 (0.7)	2,016	12.9 (0.9)	2,136	14.0 (1.0)	2,056	11.9 (1.0)	1,524	12.7 (0.8)	1,657	10.7 (0.8)
울산	1,353	13.4 (0.6)	1,751	13.2 (0.7)	1,871	11.8 (0.8)	1,919	10.5 (0.7)	2,027	10.6 (0.8)	2,095	12.2 (0.8)	1,423	11.4 (0.8)	1,308	11.4 (0.8)
경기	3,292	10.9 (0.6)	3,951	11.6 (0.6)	4,428	10.3 (0.6)	4,768	10.7 (0.5)	4,894	11.3 (0.5)	4,642	11.3 (0.5)	7,020	10.5 (0.4)	7,481	11.4 (0.5)
강원	1,262	9.9 (1.0)	1,685	11.4 (1.1)	1,640	12.4 (1.0)	1,866	12.3 (0.9)	1,805	11.3 (0.8)	1,717	13.3 (0.9)	1,327	15.2 (1.6)	1,205	15.8 (1.4)
충북	1,450	10.2 (1.1)	1,741	11.8 (0.7)	1,876	11.4 (0.8)	1,941	11.9 (0.7)	1,947	12.1 (0.7)	1,806	11.4 (0.9)	1,335	12.3 (1.0)	1,436	12.2 (0.7)
충남	1,450	11.2 (0.8)	1,760	11.1 (0.8)	1,871	11.3 (0.8)	1,903	12.9 (0.9)	1,873	10.8 (1.1)	1,903	13.7 (1.1)	1,733	12.0 (1.3)	1,634	13.9 (1.0)
전북	1,415	10.9 (0.7)	1,673	11.4 (1.1)	1,853	10.8 (1.0)	1,933	8.4 (0.6)	1,913	10.3 (1.0)	1,928	11.6 (0.8)	1,598	9.9 (0.9)	1,418	14.4 (1.2)
전남	1,343	9.8 (0.9)	1,725	8.9 (0.8)	1,797	9.2 (1.0)	1,743	9.0 (0.7)	1,674	9.3 (0.8)	1,685	9.7 (1.2)	1,572	9.7 (1.0)	1,400	11.6 (0.8)
경북	1,801	13.9 (1.1)	2,240	12.9 (0.8)	2,514	12.7 (0.9)	2,184	10.2 (0.8)	2,104	9.4 (0.8)	2,055	12.1 (1.1)	1,952	11.4 (0.9)	1,985	13.6 (0.8)
경남	1,864	10.1 (0.7)	2,480	11.1 (0.6)	2,602	9.7 (0.9)	2,266	11.4 (1.3)	2,341	11.5 (1.1)	2,226	12.8 (0.6)	2,352	11.6 (0.6)	2,507	11.7 (0.7)
제주	1,026	11.5 (0.8)	1,290	13.3 (0.7)	1,232	14.7 (1.3)	1,318	14.3 (1.0)	1,273	14.4 (0.9)	1,235	12.3 (1.0)	866	13.1 (1.6)	942	15.4 (0.8)
<b>여학생</b>																
전 체	27,536	4.6 (0.1)	33,308	5.0 (0.2)	34,107	4.7 (0.2)	34,797	4.6 (0.1)	34,247	4.4 (0.2)	33,719	4.4 (0.2)	36,719	5.2 (0.1)	35,000	5.7 (0.1)
<b>학 년</b>																
중1	5,687	3.7 (0.3)	5,789	3.2 (0.3)	5,755	3.2 (0.3)	5,977	3.3 (0.3)	5,615	2.6 (0.2)	5,782	2.9 (0.3)	6,037	4.5 (0.3)	5,841	4.0 (0.3)
중2	5,733	4.8 (0.3)	5,837	4.0 (0.4)	5,834	3.3 (0.3)	5,952	3.4 (0.3)	5,727	3.2 (0.3)	5,684	3.3 (0.3)	6,310	3.9 (0.3)	5,832	4.1 (0.3)
중3	5,398	3.8 (0.3)	5,711	4.3 (0.3)	6,007	4.5 (0.3)	5,744	3.6 (0.3)	5,615	4.0 (0.3)	5,617	4.4 (0.4)	6,071	4.0 (0.3)	5,873	4.9 (0.3)
고1	5,421	5.5 (0.3)	5,440	5.1 (0.4)	5,995	4.3 (0.3)	5,837	5.8 (0.3)	5,369	4.9 (0.4)	5,597	4.4 (0.3)	6,030	5.8 (0.3)	5,704	6.1 (0.3)
고2	5,297	5.5 (0.4)	5,311	6.4 (0.5)	5,253	6.8 (0.5)	6,082	5.0 (0.3)	6,102	6.0 (0.4)	5,666	5.2 (0.3)	6,369	5.9 (0.3)	5,933	7.2 (0.4)
고3	-	-	5,220	7.9 (0.7)	5,263	6.4 (0.4)	5,205	6.9 (0.4)	5,819	6.0 (0.3)	5,373	6.2 (0.5)	5,902	7.4 (0.4)	5,817	8.0 (0.4)
<b>학교급</b>																
중학교	16,818	4.1 (0.2)	17,337	3.8 (0.2)	17,596	3.7 (0.2)	17,673	3.5 (0.2)	16,957	3.3 (0.2)	17,083	3.5 (0.2)	18,418	4.1 (0.2)	17,546	4.4 (0.2)
고등학교	10,718	5.5 (0.2)	15,971	6.4 (0.3)	16,511	5.8 (0.3)	17,124	5.9 (0.2)	17,290	5.6 (0.2)	16,636	5.3 (0.2)	18,301	6.3 (0.2)	17,454	7.1 (0.2)
일 반 계 고	7,453	5.1 (0.3)	11,093	5.9 (0.3)	11,497	5.1 (0.3)	12,226	5.4 (0.3)	12,685	5.2 (0.2)	12,449	4.7 (0.3)	13,016	5.8 (0.2)	13,651	6.4 (0.2)
특성화계고	3,265	6.6 (0.6)	4,878	7.8 (0.9)	5,014	7.6 (0.5)	4,898	7.3 (0.4)	4,605	7.0 (0.5)	4,187	7.1 (0.4)	5,285	8.2 (0.4)	3,803	9.3 (0.7)
<b>지 역</b>																
서울	3,116	4.2 (0.3)	3,749	5.1 (0.4)	3,863	4.7 (0.4)	3,816	5.4 (0.4)	3,849	4.8 (0.4)	3,714	4.3 (0.4)	5,749	5.2 (0.3)	5,964	5.0 (0.3)
부산	2,037	4.9 (0.6)	2,248	5.0 (0.5)	2,549	4.8 (0.4)	2,637	4.0 (0.4)	2,633	4.1 (0.4)	2,423	4.0 (0.5)	2,334	5.1 (0.6)	2,086	5.6 (0.5)
대구	1,940	4.7 (0.5)	2,250	4.3 (0.4)	2,468	4.5 (0.5)	2,365	4.7 (0.4)	2,319	3.7 (0.4)	2,325	4.1 (0.5)	1,999	4.9 (0.5)	1,651	6.2 (0.8)
인천	1,900	4.1 (0.5)	2,327	6.1 (0.6)	2,454	5.3 (0.8)	2,347	4.4 (0.5)	2,261	5.2 (0.5)	2,382	4.7 (0.5)	2,275	5.5 (0.6)	1,998	6.4 (0.7)
광주	1,434	2.6 (0.5)	1,714	3.6 (0.4)	1,843	3.1 (0.4)	1,770	3.1 (0.6)	1,809	3.8 (0.3)	1,832	2.7 (0.4)	1,543	5.1 (0.6)	1,433	5.4 (0.7)
대전	1,272	3.6 (0.5)	1,539	4.9 (0.6)	1,565	4.5 (0.6)	1,880	4.5 (0.3)	1,651	4.6 (0.4)	1,711	3.7 (0.4)	1,417	5.1 (0.8)	1,236	5.7 (0.7)
울산	1,263	4.3 (0.4)	1,733	5.2 (0.4)	1,714	4.6 (0.5)	1,628	4.1 (0.4)	1,489	4.1 (0.4)	1,260	3.3 (0.3)	1,420	4.7 (0.4)	1,160	5.8 (0.8)
경기	3,346	4.8 (0.4)	4,111	5.4 (0.6)	4,053	4.6 (0.5)	4,267	4.0 (0.3)	4,215	3.9 (0.3)	4,050	4.6 (0.4)	7,019	4.7 (0.3)	7,774	5.0 (0.3)
강원	1,253	6.5 (0.6)	1,609	6.5 (0.7)	1,593	6.0 (0.9)	1,538	5.5 (0.5)	1,613	6.7 (0.7)	1,614	6.5 (0.7)	1,318	6.1 (0.7)	1,200	9.7 (1.2)
충북	1,251	4.7 (0.6)	1,587	5.9 (0.5)	1,576	4.4 (0.4)	1,585	5.1 (0.6)	1,568	4.8 (0.6)	1,584	5.0 (0.5)	1,510	5.2 (0.7)	1,221	5.8 (0.9)
충남	1,316	6.7 (0.9)	1,736	6.0 (0.7)	1,704	3.9 (0.6)	1,852	5.6 (0.7)	1,812	4.8 (0.7)	1,818	4.2 (0.3)	1,615	5.9 (0.7)	1,547	5.3 (0.6)
전북	1,364	4.7 (0.7)	1,559	3.8 (0.6)	1,588	3.6 (0.7)	1,686	4.0 (0.5)	1,744	4.3 (0.4)	1,726	3.0 (0.5)	1,700	6.0 (0.7)	1,622	6.9 (1.1)
전남	1,502	3.6 (0.5)	1,773	3.8 (0.5)	1,745	4.5 (0.5)	1,713	4.6 (0.6)	1,589	4.7 (1.0)	1,569	4.1 (0.6)	1,768	5.0 (0.7)	1,422	7.8 (0.8)
경북	1,623	4.9 (0.6)	1,915	4.8 (0.6)	1,826	5.5 (0.5)	2,242	5.8 (0.8)	2,328	4.1 (0.7)	2,299	4.9 (0.4)	1,955	6.2 (0.6)	1,657	5.7 (0.6)
경남	1,965	4.9 (0.5)	2,251	4.3 (0.6)	2,257	4.6 (0.3)	2,401	4.5 (0.5)	2,421	4.5 (0.5)	2,409	4.6 (0.6)	2,242	6.0 (0.8)	2,286	6.1 (0.5)
제주	954	5.4 (0.9)	1,207	5.2 (0.9)	1,309	6.4 (0.7)	1,070	6.1 (0.5)	946	5.8 (0.5)	1,003	8.2 (1.5)	855	6.2 (0.6)	743	7.1 (0.8)



결과표27. 과체중률

(단위: %)


구 분	'05		'06		'07		'08		'09		'10		'11		'12	
	N	분율(표준오차)	N	분율(표준오차)	N	분율(표준오차)	N	분율(표준오차)	N	분율(표준오차)	N	분율(표준오차)	N	분율(표준오차)	N	분율(표준오차)
<b>전 체</b>																
전 체	56,511	4.0 (0.1)	69,500	3.9 (0.1)	72,133	3.8 (0.1)	72,703	3.7 (0.1)	72,399	3.5 (0.1)	70,809	3.5 (0.1)	73,474	3.6 (0.1)	72,229	4.0 (0.1)
<b>학 년</b>																
중1	11,731	6.4 (0.3)	12,486	6.6 (0.3)	12,652	6.8 (0.3)	12,688	6.7 (0.2)	12,326	6.3 (0.3)	12,105	7.0 (0.3)	12,431	7.1 (0.2)	12,076	7.6 (0.3)
중2	11,683	4.9 (0.2)	12,059	5.1 (0.3)	12,363	5.0 (0.2)	12,678	4.9 (0.2)	12,449	4.4 (0.2)	12,091	4.6 (0.2)	12,529	4.8 (0.2)	12,080	5.7 (0.2)
중3	11,065	3.8 (0.3)	11,851	3.8 (0.2)	12,423	3.3 (0.2)	12,374	3.2 (0.2)	12,382	3.4 (0.2)	12,217	3.2 (0.2)	12,465	3.1 (0.2)	12,211	3.8 (0.2)
고1	11,155	2.4 (0.2)	11,337	2.9 (0.2)	12,369	2.4 (0.2)	12,260	2.8 (0.2)	11,995	2.8 (0.2)	11,647	2.4 (0.2)	12,234	2.6 (0.2)	12,150	2.8 (0.2)
고2	10,877	2.0 (0.2)	11,185	2.2 (0.2)	11,249	2.3 (0.2)	11,942	2.1 (0.2)	11,991	2.0 (0.2)	11,720	2.0 (0.2)	12,160	2.1 (0.2)	11,984	2.2 (0.2)
고3	-	-	10,582	2.4 (0.2)	11,077	2.2 (0.2)	10,761	2.0 (0.2)	11,256	1.9 (0.2)	11,029	2.1 (0.2)	11,655	2.1 (0.2)	11,728	2.2 (0.2)
<b>학교급</b>																
중학교	34,479	5.1 (0.2)	36,396	5.2 (0.2)	37,438	5.0 (0.1)	37,740	4.9 (0.1)	37,157	4.7 (0.1)	36,413	4.9 (0.2)	37,425	4.9 (0.1)	36,367	5.7 (0.2)
고등학교	22,032	2.2 (0.1)	33,104	2.5 (0.1)	34,695	2.3 (0.1)	34,963	2.3 (0.1)	35,242	2.2 (0.1)	34,396	2.2 (0.1)	36,049	2.3 (0.1)	35,862	2.4 (0.1)
일반계고	15,428	2.2 (0.2)	23,030	2.5 (0.2)	24,382	2.3 (0.2)	25,982	2.2 (0.2)	26,459	2.2 (0.2)	26,035	2.1 (0.2)	26,550	2.2 (0.1)	27,740	2.3 (0.2)
특성화계고	6,604	2.3 (0.2)	10,074	2.6 (0.2)	10,313	2.2 (0.2)	8,981	2.6 (0.3)	8,783	2.5 (0.3)	8,361	2.4 (0.3)	9,499	2.5 (0.2)	8,122	2.7 (0.3)
<b>지 역</b>																
서울	6,405	4.3 (0.3)	7,636	3.8 (0.3)	8,096	3.8 (0.3)	7,785	4.0 (0.2)	7,894	3.7 (0.3)	7,576	3.5 (0.3)	10,997	3.6 (0.2)	11,080	3.9 (0.2)
부산	4,195	3.6 (0.3)	5,064	4.5 (0.5)	5,356	4.4 (0.4)	5,348	3.6 (0.3)	5,285	3.7 (0.3)	5,136	3.2 (0.3)	5,021	3.4 (0.3)	4,835	4.1 (0.4)
대구	4,008	3.9 (0.4)	4,821	4.2 (0.3)	4,998	3.8 (0.3)	4,889	3.6 (0.3)	4,919	3.4 (0.3)	4,905	3.5 (0.3)	4,324	3.2 (0.3)	4,212	3.9 (0.4)
인천	3,923	4.4 (0.4)	4,731	4.1 (0.4)	4,943	4.0 (0.5)	5,070	4.0 (0.4)	4,938	3.1 (0.3)	4,874	3.9 (0.3)	4,391	3.9 (0.4)	4,175	4.2 (0.5)
광주	3,014	3.3 (0.3)	3,771	4.1 (0.3)	3,955	3.3 (0.3)	3,892	3.8 (0.7)	4,000	3.3 (0.5)	3,927	3.1 (0.5)	3,220	3.3 (0.4)	3,086	3.8 (0.5)
대전	2,873	3.8 (0.3)	3,700	3.7 (0.3)	3,736	3.6 (0.4)	3,896	3.0 (0.3)	3,787	3.1 (0.3)	3,767	3.7 (0.4)	2,941	4.0 (0.5)	2,893	4.0 (0.6)
울산	2,616	3.9 (0.5)	3,484	4.2 (0.4)	3,585	4.0 (0.4)	3,547	3.2 (0.3)	3,516	3.5 (0.2)	3,355	3.4 (0.3)	2,843	3.6 (0.4)	2,468	4.1 (0.5)
경기	6,638	3.9 (0.3)	8,062	3.7 (0.3)	8,481	3.4 (0.3)	9,035	3.4 (0.2)	9,109	3.4 (0.2)	8,692	3.3 (0.3)	14,039	3.4 (0.2)	15,255	3.7 (0.2)
강원	2,515	4.1 (0.5)	3,294	5.0 (0.6)	3,233	4.5 (0.4)	3,404	3.9 (0.6)	3,418	3.6 (0.5)	3,331	4.0 (0.5)	2,645	5.3 (0.7)	2,405	5.0 (0.8)
충북	2,701	4.6 (0.4)	3,328	4.7 (0.5)	3,452	3.8 (0.4)	3,526	4.4 (0.6)	3,515	3.3 (0.4)	3,390	4.5 (0.6)	2,845	3.2 (0.3)	2,657	4.1 (0.6)
충남	2,766	4.1 (0.6)	3,496	3.8 (0.4)	3,575	4.3 (0.4)	3,755	3.3 (0.4)	3,685	3.9 (0.6)	3,721	4.1 (0.6)	3,348	3.9 (0.5)	3,181	5.0 (0.7)
전북	2,779	4.0 (0.4)	3,232	3.7 (0.6)	3,441	3.2 (0.4)	3,619	4.1 (0.4)	3,657	3.9 (0.5)	3,654	3.3 (0.5)	3,298	3.4 (0.5)	3,040	3.9 (0.4)
전남	2,845	4.2 (0.4)	3,498	3.9 (0.4)	3,542	3.3 (0.3)	3,456	3.0 (0.4)	3,263	3.3 (0.5)	3,254	3.3 (0.5)	3,340	3.1 (0.4)	2,822	3.7 (0.5)
경북	3,424	3.7 (0.5)	4,155	4.3 (0.5)	4,340	3.7 (0.5)	4,426	4.1 (0.5)	4,432	4.3 (0.4)	4,354	3.7 (0.5)	3,907	3.6 (0.4)	3,642	4.5 (0.6)
경남	3,829	3.8 (0.4)	4,731	3.0 (0.3)	4,859	3.7 (0.4)	4,667	3.5 (0.5)	4,762	3.1 (0.4)	4,635	3.7 (0.4)	4,594	3.9 (0.4)	4,793	4.3 (0.4)
제주	1,980	5.4 (0.9)	2,497	5.2 (0.5)	2,541	5.1 (0.7)	2,388	4.5 (0.5)	2,219	4.4 (0.6)	2,238	5.1 (0.4)	1,721	4.5 (0.8)	1,685	4.2 (1.0)
<b>남학생</b>																
전 체	28,975	2.3 (0.1)	36,192	1.9 (0.1)	38,026	1.9 (0.1)	37,906	2.0 (0.1)	38,152	2.0 (0.1)	37,090	1.9 (0.1)	36,755	1.8 (0.1)	37,229	2.0 (0.1)
<b>학 년</b>																
중1	6,044	5.5 (0.3)	6,697	5.6 (0.3)	6,897	5.6 (0.3)	6,711	5.5 (0.3)	6,711	5.8 (0.3)	6,323	5.5 (0.4)	6,394	5.6 (0.3)	6,235	5.7 (0.3)
중2	5,950	3.1 (0.3)	6,222	2.7 (0.2)	6,529	2.9 (0.2)	6,726	3.3 (0.3)	6,722	3.2 (0.3)	6,407	3.3 (0.3)	6,219	3.2 (0.2)	6,248	4.0 (0.2)
중3	5,667	1.3 (0.2)	6,140	1.6 (0.2)	6,416	1.6 (0.2)	6,630	1.6 (0.2)	6,767	1.9 (0.2)	6,600	1.8 (0.2)	6,394	1.5 (0.1)	6,338	1.8 (0.2)
고1	5,734	0.6 (0.1)	5,897	0.7 (0.1)	6,374	0.7 (0.1)	6,423	0.8 (0.1)	6,626	0.8 (0.1)	6,050	0.7 (0.1)	6,204	0.5 (0.1)	6,446	0.6 (0.1)
고2	5,580	0.1 (0.0)	5,874	0.1 (0.1)	5,996	0.2 (0.1)	5,860	0.2 (0.1)	5,889	0.2 (0.1)	6,054	0.2 (0.1)	5,791	0.1 (0.1)	6,051	0.1 (0.0)
고3	-	-	5,362	0.1 (0.0)	5,814	0.0 (0.0)	5,556	0.0 (0.0)	5,437	0.1 (0.0)	5,656	0.0 (0.0)	5,753	0.0 (0.0)	5,911	0.0 (0.0)
<b>학교급</b>																
중학교	17,661	3.4 (0.2)	19,059	3.3 (0.1)	19,842	3.4 (0.1)	20,067	3.5 (0.1)	20,200	3.6 (0.2)	19,330	3.5 (0.2)	19,007	3.4 (0.1)	18,821	3.8 (0.1)
고등학교	11,314	0.3 (0.1)	17,133	0.3 (0.0)	18,184	0.3 (0.0)	17,839	0.4 (0.1)	17,952	0.4 (0.1)	17,760	0.3 (0.0)	17,748	0.2 (0.0)	18,408	0.2 (0.0)
일반계고	7,975	0.4 (0.1)	11,937	0.3 (0.1)	12,885	0.3 (0.1)	13,756	0.4 (0.1)	13,774	0.4 (0.1)	13,586	0.3 (0.1)	13,534	0.2 (0.0)	14,089	0.2 (0.0)
특성화계고	3,339	0.1 (0.0)	5,196	0.2 (0.1)	5,299	0.2 (0.1)	4,083	0.4 (0.1)	4,178	0.3 (0.1)	4,174	0.4 (0.1)	4,214	0.2 (0.1)	4,319	0.4 (0.1)

\*2007년 소아청소년 성장도표 연령별 체질량지수 기준 85백분위수 이상에서 95백분위수 미만인 사람의 분율, 체질량지수(BMI)=체중(kg)/신장(m)<sup>2</sup>



(계속: 과체중률)

(단위: %)

구 분	'05		'06		'07		'08		'09		'10		'11		'12	
	N	분율(표준오차)	N	분율(표준오차)	N	분율(표준오차)	N	분율(표준오차)	N	분율(표준오차)	N	분율(표준오차)	N	분율(표준오차)	N	분율(표준오차)
<b>지 역</b>																
서울	3,289	2.1 (0.3)	3,887	2.0 (0.2)	4,233	2.1 (0.2)	3,969	2.4 (0.3)	4,045	1.9 (0.2)	3,862	1.9 (0.3)	5,248	1.7 (0.2)	5,116	1.8 (0.2)
부산	2,158	2.1 (0.3)	2,816	1.9 (0.3)	2,807	2.2 (0.4)	2,711	1.5 (0.3)	2,652	2.2 (0.3)	2,713	1.9 (0.3)	2,687	1.9 (0.2)	2,749	2.3 (0.3)
대구	2,068	2.2 (0.4)	2,571	2.4 (0.3)	2,530	2.0 (0.3)	2,524	2.6 (0.3)	2,600	2.1 (0.4)	2,580	2.4 (0.3)	2,325	1.9 (0.4)	2,561	2.0 (0.3)
인천	2,023	2.5 (0.4)	2,404	1.7 (0.3)	2,489	2.0 (0.3)	2,723	1.8 (0.3)	2,677	2.0 (0.3)	2,492	2.0 (0.4)	2,116	1.6 (0.4)	2,177	2.0 (0.5)
광주	1,580	2.1 (0.4)	2,057	2.3 (0.4)	2,112	1.8 (0.3)	2,122	1.8 (0.3)	2,191	1.6 (0.3)	2,095	1.7 (0.3)	1,677	1.7 (0.3)	1,653	1.6 (0.3)
대전	1,601	2.4 (0.4)	2,161	2.1 (0.4)	2,171	1.8 (0.3)	2,016	2.0 (0.4)	2,136	2.0 (0.3)	2,056	1.5 (0.3)	1,524	2.2 (0.5)	1,657	2.1 (0.6)
울산	1,353	1.5 (0.3)	1,751	2.4 (0.4)	1,871	2.5 (0.4)	1,919	1.6 (0.2)	2,027	1.9 (0.2)	2,095	1.7 (0.2)	1,423	2.1 (0.4)	1,308	2.3 (0.6)
경기	3,292	2.5 (0.3)	3,951	1.5 (0.2)	4,428	1.8 (0.2)	4,768	1.9 (0.2)	4,894	2.2 (0.2)	4,642	1.8 (0.3)	7,020	1.8 (0.1)	7,481	2.0 (0.2)
강원	1,262	2.2 (0.4)	1,685	2.0 (0.5)	1,640	2.2 (0.4)	1,866	1.8 (0.4)	1,805	1.9 (0.5)	1,717	2.0 (0.5)	1,327	3.0 (0.7)	1,205	1.9 (0.5)
충북	1,450	3.2 (0.6)	1,741	2.2 (0.4)	1,876	1.6 (0.4)	1,941	2.0 (0.4)	1,947	2.1 (0.5)	1,806	1.9 (0.4)	1,335	1.6 (0.4)	1,436	1.6 (0.3)
충남	1,450	2.1 (0.8)	1,760	2.0 (0.4)	1,871	2.1 (0.4)	1,903	1.6 (0.3)	1,873	1.6 (0.6)	1,903	2.0 (0.4)	1,733	1.6 (0.4)	1,634	1.8 (0.5)
전북	1,415	1.4 (0.4)	1,673	1.8 (0.4)	1,853	0.9 (0.3)	1,933	1.6 (0.2)	1,913	2.4 (0.6)	1,928	1.6 (0.4)	1,598	1.2 (0.3)	1,418	1.6 (0.4)
전남	1,343	2.0 (0.4)	1,725	1.9 (0.4)	1,797	1.9 (0.3)	1,743	1.7 (0.4)	1,674	1.4 (0.4)	1,685	2.0 (0.6)	1,572	1.0 (0.3)	1,400	1.4 (0.3)
경북	1,801	2.4 (0.5)	2,240	2.3 (0.4)	2,514	2.0 (0.4)	2,184	2.5 (0.5)	2,104	2.6 (0.4)	2,055	2.0 (0.5)	1,952	2.0 (0.3)	1,985	2.1 (0.4)
경남	1,864	2.5 (0.6)	2,480	1.7 (0.3)	2,602	1.8 (0.3)	2,266	1.8 (0.4)	2,341	1.4 (0.2)	2,226	2.1 (0.5)	2,352	1.9 (0.4)	2,507	2.3 (0.4)
제주	1,026	2.8 (0.7)	1,290	2.7 (0.5)	1,232	2.3 (0.5)	1,318	2.1 (0.3)	1,273	1.9 (0.6)	1,235	2.6 (0.8)	866	1.5 (0.5)	942	1.7 (0.5)
 <b>여학생</b>																
<b>전 체</b>	27,536	6.0 (0.2)	33,308	6.2 (0.2)	34,107	5.8 (0.2)	34,797	5.6 (0.1)	34,247	5.2 (0.1)	33,719	5.4 (0.2)	36,719	5.6 (0.1)	35,000	6.3 (0.2)
<b>학 년</b>																
중1	5,687	7.4 (0.4)	5,789	7.9 (0.4)	5,755	8.2 (0.4)	5,977	8.1 (0.4)	5,615	7.0 (0.3)	5,782	8.7 (0.5)	6,037	8.6 (0.4)	5,841	9.7 (0.4)
중2	5,733	6.9 (0.4)	5,837	7.8 (0.4)	5,834	7.4 (0.4)	5,952	6.8 (0.4)	5,727	5.8 (0.4)	5,684	6.0 (0.4)	6,310	6.4 (0.4)	5,832	7.6 (0.4)
중3	5,398	6.5 (0.4)	5,711	6.3 (0.4)	6,007	5.2 (0.4)	5,744	5.0 (0.4)	5,615	5.1 (0.4)	5,617	4.7 (0.3)	6,071	5.0 (0.3)	5,873	6.0 (0.3)
고1	5,421	4.5 (0.3)	5,440	5.5 (0.4)	5,995	4.4 (0.3)	5,837	5.0 (0.3)	5,369	5.0 (0.4)	5,597	4.4 (0.3)	6,030	4.8 (0.3)	5,704	5.3 (0.3)
고2	5,297	4.2 (0.3)	5,311	4.6 (0.3)	5,253	4.6 (0.3)	6,082	4.3 (0.3)	6,102	4.1 (0.3)	5,666	4.2 (0.3)	6,369	4.4 (0.3)	5,933	4.6 (0.3)
고3	-	-	5,220	5.0 (0.4)	5,263	4.7 (0.3)	5,205	4.1 (0.3)	5,819	3.9 (0.2)	5,373	4.3 (0.3)	5,902	4.5 (0.3)	5,817	4.6 (0.3)
<b>학교급</b>																
중학교	16,818	7.0 (0.2)	17,337	7.3 (0.2)	17,596	6.9 (0.2)	17,673	6.6 (0.2)	16,957	6.0 (0.2)	17,083	6.4 (0.2)	18,418	6.6 (0.2)	17,546	7.7 (0.2)
고등학교	10,718	4.3 (0.2)	15,971	5.0 (0.2)	16,511	4.5 (0.2)	17,124	4.5 (0.2)	17,290	4.4 (0.2)	16,636	4.3 (0.2)	18,301	4.6 (0.2)	17,454	4.8 (0.2)
일 반 계 고	7,453	4.2 (0.3)	11,093	4.9 (0.3)	11,497	4.5 (0.2)	12,226	4.3 (0.2)	12,685	4.1 (0.2)	12,449	4.2 (0.2)	13,016	4.4 (0.2)	13,651	4.7 (0.2)
특성화계고	3,265	4.8 (0.4)	4,878	5.4 (0.4)	5,014	4.6 (0.4)	4,898	5.1 (0.4)	4,605	5.2 (0.4)	4,187	4.8 (0.4)	5,285	5.3 (0.3)	3,803	5.4 (0.3)
<b>지 역</b>																
서울	3,116	6.8 (0.5)	3,749	5.7 (0.4)	3,863	5.7 (0.3)	3,816	5.7 (0.3)	3,849	5.7 (0.3)	3,714	5.3 (0.4)	5,749	5.7 (0.3)	5,964	6.1 (0.3)
부산	2,037	5.4 (0.5)	2,248	7.7 (0.7)	2,549	7.0 (0.7)	2,637	6.2 (0.4)	2,633	5.5 (0.5)	2,423	4.8 (0.4)	2,334	5.2 (0.5)	2,086	6.3 (0.5)
대구	1,940	6.1 (0.7)	2,250	6.4 (0.5)	2,468	6.1 (0.5)	2,365	4.8 (0.5)	2,319	4.8 (0.3)	2,325	4.8 (0.5)	1,999	4.7 (0.4)	1,651	6.0 (0.7)
인천	1,900	6.5 (0.7)	2,327	6.8 (0.8)	2,454	6.3 (0.7)	2,347	6.4 (0.5)	2,261	4.3 (0.4)	2,382	6.0 (0.4)	2,275	6.4 (0.4)	1,998	6.6 (0.6)
광주	1,434	4.5 (0.4)	1,714	6.1 (0.4)	1,843	5.0 (0.6)	1,770	5.9 (0.8)	1,809	5.2 (0.6)	1,832	4.6 (0.6)	1,543	5.1 (0.5)	1,433	6.2 (0.6)
대전	1,272	5.4 (0.5)	1,539	5.5 (0.4)	1,565	5.7 (0.6)	1,880	4.2 (0.3)	1,651	4.3 (0.6)	1,711	6.1 (0.6)	1,417	6.0 (0.8)	1,236	6.1 (1.0)
울산	1,263	6.8 (0.7)	1,733	6.5 (0.5)	1,714	6.0 (0.5)	1,628	5.1 (0.5)	1,489	5.5 (0.4)	1,260	5.6 (0.6)	1,420	5.5 (0.5)	1,160	6.1 (0.7)
경기	3,346	5.5 (0.5)	4,111	6.1 (0.5)	4,053	5.2 (0.5)	4,267	5.1 (0.3)	4,215	4.6 (0.4)	4,050	4.9 (0.4)	7,019	5.1 (0.3)	7,774	5.4 (0.3)
강원	1,253	6.2 (0.8)	1,609	8.3 (0.8)	1,593	7.1 (0.6)	1,538	6.2 (0.8)	1,613	5.4 (0.5)	1,614	6.3 (0.6)	1,318	7.8 (1.0)	1,200	8.4 (1.0)
충북	1,251	6.2 (0.6)	1,587	7.5 (0.7)	1,576	6.2 (0.8)	1,585	7.1 (0.6)	1,568	4.7 (0.5)	1,584	7.4 (0.8)	1,510	5.1 (0.4)	1,221	6.9 (0.8)
충남	1,316	6.2 (0.7)	1,736	5.9 (0.6)	1,704	6.7 (0.6)	1,852	5.2 (0.6)	1,812	6.5 (0.6)	1,818	6.5 (0.8)	1,615	6.5 (0.6)	1,547	8.5 (0.9)
전북	1,364	6.6 (0.4)	1,559	5.9 (0.7)	1,588	5.8 (0.4)	1,686	7.0 (0.6)	1,744	5.4 (0.6)	1,726	5.0 (0.8)	1,700	5.9 (0.7)	1,622	6.3 (0.4)
전남	1,502	6.7 (0.8)	1,773	6.0 (0.6)	1,745	4.9 (0.5)	1,713	4.5 (0.9)	1,589	5.4 (0.6)	1,569	4.7 (0.7)	1,768	5.4 (0.4)	1,422	6.1 (0.9)
경북	1,623	5.4 (0.7)	1,915	6.7 (0.7)	1,826	5.7 (0.7)	2,242	6.0 (0.7)	2,328	6.2 (0.6)	2,299	5.7 (0.5)	1,955	5.4 (0.5)	1,657	7.3 (1.1)
경남	1,965	5.2 (0.6)	2,251	4.6 (0.5)	2,257	5.8 (0.7)	2,401	5.4 (0.6)	2,421	5.0 (0.6)	2,409	5.5 (0.6)	2,242	6.2 (0.7)	2,286	6.7 (0.8)
제주	954	8.2 (0.9)	1,207	8.0 (0.5)	1,309	8.2 (0.8)	1,070	7.1 (0.7)	946	7.2 (0.5)	1,003	7.8 (0.8)	855	7.7 (0.6)	743	7.0 (1.5)



결과표28. 정상체중률

(단위: %)


구 분	'05			'06			'07			'08			'09			'10			'11			'12		
	N	분율(표준인자)		N	분율(표준인자)		N	분율(표준인자)		N	분율(표준인자)		N	분율(표준인자)		N	분율(표준인자)		N	분율(표준인자)		N	분율(표준인자)	
<b>전 체</b>																								
전 체	56,511	81.4 (0.2)		69,500	80.7 (0.2)		72,133	81.1 (0.2)		72,703	81.2 (0.2)		72,399	81.0 (0.2)		70,809	80.9 (0.2)		73,474	81.0 (0.2)		72,229	80.7 (0.2)	
<b>학 년</b>																								
중1	11,731	82.0 (0.4)		12,486	82.1 (0.5)		12,652	81.6 (0.4)		12,688	81.5 (0.4)		12,326	81.8 (0.5)		12,105	80.6 (0.5)		12,431	80.3 (0.4)		12,076	80.4 (0.4)	
중2	11,683	82.1 (0.4)		12,059	81.7 (0.4)		12,363	82.4 (0.4)		12,678	82.0 (0.5)		12,449	83.0 (0.4)		12,091	82.5 (0.5)		12,529	83.3 (0.4)		12,080	81.7 (0.4)	
중3	11,065	81.6 (0.4)		11,851	81.8 (0.4)		12,423	82.0 (0.4)		12,374	83.2 (0.4)		12,382	82.3 (0.4)		12,217	82.3 (0.5)		12,465	82.0 (0.4)		12,211	82.4 (0.4)	
고1	11,155	81.1 (0.5)		11,337	81.6 (0.5)		12,369	82.6 (0.4)		12,260	81.9 (0.4)		11,995	81.9 (0.4)		11,647	82.0 (0.5)		12,234	81.9 (0.4)		12,150	81.6 (0.4)	
고2	10,877	80.1 (0.5)		11,185	80.5 (0.5)		11,249	80.1 (0.4)		11,942	81.0 (0.5)		11,991	80.0 (0.5)		11,720	80.3 (0.4)		12,160	80.8 (0.4)		11,984	80.6 (0.4)	
고3	-	- -		10,582	75.9 (0.6)		11,077	77.3 (0.5)		10,761	76.8 (0.5)		11,256	77.0 (0.4)		11,029	77.5 (0.5)		11,655	77.4 (0.4)		11,728	77.8 (0.4)	
<b>학교급</b>																								
중학교	34,479	81.9 (0.2)		36,396	81.8 (0.3)		37,438	82.0 (0.2)		37,740	82.2 (0.3)		37,157	82.4 (0.3)		36,413	81.8 (0.3)		37,425	81.9 (0.2)		36,367	81.5 (0.3)	
고등학교	22,032	80.6 (0.3)		33,104	79.4 (0.3)		34,695	80.1 (0.3)		34,963	80.1 (0.2)		35,242	79.7 (0.3)		34,396	80.0 (0.3)		36,049	80.1 (0.2)		35,862	80.0 (0.2)	
일반계고	15,428	81.4 (0.4)		23,030	80.2 (0.3)		24,382	81.5 (0.3)		25,982	81.2 (0.3)		26,459	80.3 (0.3)		26,035	80.7 (0.3)		26,550	80.7 (0.3)		27,740	80.8 (0.3)	
특성화계고	6,604	78.4 (0.7)		10,074	77.3 (0.6)		10,313	76.4 (0.5)		8,981	76.6 (0.4)		8,783	77.8 (0.5)		8,361	77.4 (0.6)		9,499	78.0 (0.5)		8,122	77.4 (0.6)	
<b>지 역</b>																								
서울	6,405	81.3 (0.5)		7,636	80.1 (0.5)		8,096	81.2 (0.5)		7,785	80.4 (0.6)		7,894	80.0 (0.5)		7,576	80.7 (0.5)		10,997	80.3 (0.4)		11,080	80.6 (0.4)	
부산	4,195	81.3 (0.7)		5,064	80.7 (0.5)		5,356	80.8 (0.5)		5,348	80.9 (0.5)		5,285	80.9 (0.7)		5,136	81.1 (0.7)		5,021	81.1 (0.7)		4,835	80.6 (0.5)	
대구	4,008	81.4 (0.7)		4,821	80.1 (0.6)		4,998	80.2 (0.7)		4,889	80.2 (0.5)		4,919	80.1 (0.7)		4,905	81.1 (0.7)		4,324	80.6 (0.7)		4,212	80.1 (0.7)	
인천	3,923	81.9 (0.6)		4,731	80.5 (0.6)		4,943	80.4 (0.7)		5,070	81.1 (0.5)		4,938	80.6 (0.5)		4,874	80.4 (0.6)		4,391	81.5 (0.6)		4,175	80.4 (0.7)	
광주	3,014	82.3 (0.8)		3,771	80.1 (0.8)		3,955	81.8 (0.6)		3,892	81.1 (0.5)		4,000	82.4 (0.5)		3,927	81.9 (0.6)		3,220	80.2 (0.7)		3,086	80.5 (0.8)	
대전	2,873	82.6 (0.8)		3,700	80.0 (0.9)		3,736	80.1 (0.7)		3,896	80.6 (0.6)		3,787	79.7 (0.7)		3,767	80.4 (0.8)		2,941	79.8 (1.0)		2,893	80.7 (0.8)	
울산	2,616	81.3 (0.7)		3,484	81.3 (0.5)		3,585	81.6 (0.7)		3,547	82.6 (0.7)		3,516	81.7 (0.6)		3,355	81.7 (0.7)		2,843	82.2 (0.8)		2,468	81.5 (0.7)	
경기	6,638	81.8 (0.6)		8,062	81.0 (0.6)		8,481	81.7 (0.5)		9,035	82.1 (0.4)		9,109	81.6 (0.6)		8,692	81.5 (0.6)		14,039	82.1 (0.3)		15,255	82.1 (0.4)	
강원	2,515	81.8 (0.9)		3,294	79.3 (1.0)		3,233	79.4 (0.6)		3,404	81.7 (0.7)		3,418	81.0 (0.7)		3,331	79.2 (0.7)		2,645	77.6 (1.1)		2,405	77.3 (1.1)	
충북	2,701	81.6 (1.2)		3,328	78.9 (0.6)		3,452	80.6 (0.7)		3,526	80.0 (0.9)		3,515	79.6 (0.7)		3,390	79.2 (0.7)		2,845	79.8 (0.9)		2,657	81.5 (1.0)	
충남	2,766	80.0 (0.9)		3,496	80.7 (0.7)		3,575	80.9 (0.7)		3,755	80.2 (0.7)		3,685	81.6 (0.9)		3,721	79.9 (1.0)		3,348	80.0 (1.2)		3,181	79.6 (0.9)	
전북	2,779	81.1 (0.5)		3,232	81.6 (1.1)		3,441	81.4 (1.0)		3,619	82.1 (0.5)		3,657	81.8 (0.8)		3,654	82.5 (1.0)		3,298	82.5 (0.7)		3,040	78.8 (0.7)	
전남	2,845	80.8 (0.9)		3,498	81.9 (0.7)		3,542	81.4 (0.8)		3,456	82.5 (0.9)		3,263	81.6 (0.8)		3,254	82.5 (0.9)		3,340	82.4 (0.7)		2,822	80.1 (1.2)	
경북	3,424	80.2 (0.7)		4,155	81.0 (0.6)		4,340	81.1 (0.8)		4,426	81.3 (0.7)		4,432	82.8 (0.8)		4,354	80.6 (0.9)		3,907	80.2 (0.7)		3,642	80.1 (1.1)	
경남	3,829	81.5 (0.7)		4,731	82.9 (0.6)		4,859	81.9 (0.7)		4,667	81.0 (0.8)		4,762	81.2 (1.0)		4,635	79.6 (0.6)		4,594	80.7 (0.7)		4,793	81.1 (0.6)	
제주	1,980	80.2 (0.7)		2,497	80.3 (0.9)		2,541	77.3 (0.8)		2,388	79.2 (0.9)		2,219	80.5 (0.7)		2,238	79.0 (0.8)		1,721	80.6 (0.9)		1,685	79.5 (1.2)	
<b>남학생</b>																								
전 체	28,975	80.2 (0.3)		36,192	79.7 (0.3)		38,026	80.2 (0.2)		37,906	80.1 (0.3)		38,152	79.8 (0.3)		37,090	79.4 (0.3)		36,755	79.6 (0.2)		37,229	79.6 (0.2)	
<b>학 년</b>																								
중1	6,044	81.4 (0.6)		6,697	81.2 (0.6)		6,897	81.7 (0.5)		6,711	81.0 (0.6)		6,711	80.2 (0.6)		6,323	79.5 (0.6)		6,394	79.6 (0.5)		6,235	79.8 (0.5)	
중2	5,950	81.6 (0.5)		6,222	80.7 (0.6)		6,529	81.7 (0.5)		6,726	80.1 (0.6)		6,722	81.1 (0.7)		6,407	80.1 (0.6)		6,219	81.5 (0.5)		6,248	79.7 (0.5)	
중3	5,667	79.5 (0.6)		6,140	80.6 (0.5)		6,416	80.4 (0.5)		6,630	81.6 (0.6)		6,767	80.3 (0.6)		6,600	79.8 (0.6)		6,394	79.3 (0.6)		6,338	80.4 (0.5)	
고1	5,734	79.3 (0.7)		5,897	80.4 (0.7)		6,374	80.7 (0.6)		6,423	81.0 (0.5)		6,626	81.0 (0.6)		6,050	79.7 (0.7)		6,204	80.7 (0.5)		6,446	80.2 (0.5)	
고2	5,580	78.8 (0.6)		5,874	79.5 (0.7)		5,996	79.0 (0.5)		5,860	80.0 (0.6)		5,889	79.8 (0.7)		6,054	79.9 (0.6)		5,791	79.7 (0.6)		6,051	79.8 (0.5)	
고3	-	- -		5,362	75.4 (0.8)		5,814	77.1 (0.6)		5,556	76.4 (0.7)		5,437	76.2 (0.7)		5,656	77.0 (0.7)		5,753	77.0 (0.6)		5,911	77.4 (0.6)	
<b>학교급</b>																								
중학교	17,661	80.9 (0.3)		19,059	80.8 (0.3)		19,842	81.3 (0.3)		20,067	80.9 (0.4)		20,200	80.5 (0.4)		19,330	79.8 (0.4)		19,007	80.1 (0.3)		18,821	80.0 (0.3)	
고등학교	11,314	79.1 (0.5)		17,133	78.5 (0.4)		18,184	79.0 (0.4)		17,839	79.3 (0.4)		17,952	79.1 (0.4)		17,760	78.9 (0.4)		17,748	79.1 (0.3)		18,408	79.1 (0.3)	
일반계고	7,975	79.8 (0.5)		11,937	79.2 (0.5)		12,885	80.3 (0.4)		13,756	80.6 (0.4)		13,774	79.4 (0.4)		13,586	79.7 (0.5)		13,534	79.5 (0.4)		14,089	79.9 (0.3)	
특성화계고	3,339	77.2 (1.0)		5,196	76.7 (0.7)		5,299	75.5 (0.7)		4,083	75.7 (0.7)		4,178	78.0 (0.7)		4,174	76.3 (0.9)		4,214	78.0 (0.7)		4,319	76.5 (0.9)	

\*2007년 소아청소년 성장도표 연령별 체질량지수 기준 5백분위수 이상에서 85백분위수 미만인 사람의 분율, 체질량지수(BMI)=체중(kg)/신장(m)<sup>2</sup>



(계속: 정상체중률)

(단위: %)

구 분	'05		'06		'07		'08		'09		'10		'11		'12	
	N	분율(표준오차)	N	분율(표준오차)	N	분율(표준오차)	N	분율(표준오차)	N	분율(표준오차)	N	분율(표준오차)	N	분율(표준오차)	N	분율(표준오차)
<b>지 역</b>																
서울	3,289	80.1 (0.7)	3,887	78.6 (0.8)	4,233	79.8 (0.6)	3,969	79.1 (0.7)	4,045	79.7 (0.6)	3,862	79.4 (0.7)	5,248	78.9 (0.6)	5,116	79.2 (0.6)
부산	2,158	79.3 (0.8)	2,816	80.4 (0.7)	2,807	79.9 (0.7)	2,711	79.7 (0.8)	2,652	78.7 (0.8)	2,713	78.6 (1.2)	2,687	78.8 (0.8)	2,749	79.3 (0.6)
대구	2,068	80.2 (0.9)	2,571	77.9 (0.6)	2,530	79.0 (0.9)	2,524	78.8 (0.7)	2,600	77.6 (0.9)	2,580	79.0 (1.0)	2,325	78.1 (0.9)	2,561	80.0 (0.8)
인천	2,023	80.2 (0.7)	2,404	79.8 (0.8)	2,489	79.7 (1.1)	2,723	79.8 (0.8)	2,677	79.6 (0.7)	2,492	79.2 (1.0)	2,116	80.6 (0.9)	2,177	79.8 (0.8)
광주	1,580	80.0 (1.1)	2,057	78.5 (0.8)	2,112	80.7 (0.6)	2,122	80.3 (1.5)	2,191	81.3 (0.6)	2,095	79.9 (0.9)	1,677	78.3 (1.1)	1,653	78.4 (1.1)
대전	1,601	80.9 (1.0)	2,161	77.5 (1.3)	2,171	78.0 (1.0)	2,016	78.1 (0.9)	2,136	77.4 (1.0)	2,056	78.3 (1.1)	1,524	77.9 (1.1)	1,657	79.5 (0.9)
울산	1,353	79.0 (0.9)	1,751	80.2 (0.6)	1,871	80.3 (0.9)	1,919	81.6 (0.9)	2,027	80.7 (0.8)	2,095	78.9 (0.7)	1,423	80.2 (1.0)	1,308	80.5 (0.8)
경기	3,292	80.6 (0.7)	3,951	80.7 (0.7)	4,428	81.2 (0.6)	4,768	81.4 (0.5)	4,894	80.0 (0.7)	4,642	80.4 (0.7)	7,020	80.7 (0.4)	7,481	80.6 (0.5)
강원	1,262	83.7 (1.1)	1,685	80.3 (1.4)	1,640	79.8 (1.1)	1,866	80.9 (1.1)	1,805	80.0 (1.2)	1,717	78.3 (1.0)	1,327	75.4 (1.4)	1,205	78.4 (1.2)
충북	1,450	79.8 (1.6)	1,741	78.7 (0.7)	1,876	79.2 (0.7)	1,941	79.3 (1.3)	1,947	78.4 (1.0)	1,806	79.5 (1.0)	1,335	77.8 (1.2)	1,436	79.8 (1.2)
충남	1,450	79.5 (1.2)	1,760	80.1 (1.1)	1,871	79.5 (1.0)	1,903	77.4 (1.0)	1,873	80.8 (1.0)	1,903	77.5 (1.2)	1,733	79.1 (1.5)	1,634	78.0 (1.0)
전북	1,415	81.2 (1.0)	1,673	79.3 (1.3)	1,853	81.1 (1.1)	1,933	82.1 (0.8)	1,913	80.2 (0.9)	1,928	80.3 (1.2)	1,598	83.2 (0.8)	1,418	77.6 (1.3)
전남	1,343	80.3 (1.5)	1,725	80.7 (0.9)	1,797	80.7 (1.4)	1,743	82.5 (1.4)	1,674	81.3 (0.8)	1,685	81.2 (1.0)	1,572	82.3 (1.2)	1,400	80.1 (1.9)
경북	1,801	78.2 (1.1)	2,240	79.5 (0.9)	2,514	79.4 (0.9)	2,184	81.3 (1.2)	2,104	82.4 (1.1)	2,055	78.6 (1.0)	1,952	79.4 (1.3)	1,985	78.4 (1.1)
경남	1,864	80.6 (0.9)	2,480	82.0 (0.5)	2,602	82.3 (0.8)	2,266	79.4 (1.3)	2,341	79.9 (1.1)	2,226	78.3 (0.8)	2,352	79.8 (0.7)	2,507	80.2 (0.7)
제주	1,026	80.7 (1.0)	1,290	78.7 (0.8)	1,232	77.4 (1.2)	1,318	77.4 (1.0)	1,273	79.1 (1.0)	1,235	78.4 (0.7)	866	81.3 (1.4)	942	76.9 (1.1)
 <b>여학생</b>																
전 체	27,536	82.8 (0.3)	33,308	81.8 (0.3)	34,107	82.1 (0.3)	34,797	82.4 (0.2)	34,247	82.4 (0.3)	33,719	82.6 (0.3)	36,719	82.5 (0.2)	35,000	82.1 (0.2)
<b>학 년</b>																
중1	5,687	82.7 (0.6)	5,789	83.1 (0.7)	5,755	81.5 (0.7)	5,977	82.1 (0.5)	5,615	83.5 (0.6)	5,782	81.7 (0.8)	6,037	81.2 (0.6)	5,841	81.1 (0.6)
중2	5,733	82.6 (0.5)	5,837	82.9 (0.6)	5,834	83.1 (0.6)	5,952	84.2 (0.7)	5,727	85.1 (0.5)	5,684	85.1 (0.6)	6,310	85.2 (0.5)	5,832	83.8 (0.5)
중3	5,398	84.1 (0.6)	5,711	83.1 (0.6)	6,007	83.7 (0.6)	5,744	85.0 (0.5)	5,615	84.6 (0.6)	5,617	85.0 (0.7)	6,071	85.1 (0.5)	5,873	84.5 (0.5)
고1	5,421	83.1 (0.5)	5,440	83.0 (0.6)	5,995	84.9 (0.6)	5,837	83.0 (0.6)	5,369	82.9 (0.6)	5,597	84.6 (0.6)	6,030	83.2 (0.5)	5,704	83.2 (0.5)
고2	5,297	81.5 (0.7)	5,311	81.7 (0.6)	5,253	81.3 (0.6)	6,082	82.0 (0.6)	6,102	80.3 (0.6)	5,666	80.6 (0.6)	6,369	82.1 (0.5)	5,933	81.4 (0.5)
고3	-	-	5,220	76.5 (0.9)	5,263	77.6 (0.7)	5,205	77.3 (0.7)	5,819	77.8 (0.6)	5,373	78.1 (0.7)	5,902	77.8 (0.6)	5,817	78.3 (0.6)
<b>학교급</b>																
중학교	16,818	83.1 (0.4)	17,337	83.0 (0.4)	17,596	82.8 (0.4)	17,673	83.8 (0.3)	16,957	84.4 (0.4)	17,083	83.9 (0.4)	18,418	83.8 (0.3)	17,546	83.2 (0.3)
고등학교	10,718	82.3 (0.5)	15,971	80.4 (0.5)	16,511	81.4 (0.4)	17,124	80.9 (0.3)	17,290	80.3 (0.4)	16,636	81.1 (0.4)	18,301	81.1 (0.3)	17,454	81.0 (0.3)
일 반 계 고	7,453	83.2 (0.5)	11,093	81.4 (0.4)	11,497	82.8 (0.4)	12,226	81.9 (0.4)	12,685	81.2 (0.4)	12,449	81.8 (0.4)	13,016	81.9 (0.4)	13,651	81.7 (0.3)
특성화계고	3,265	79.9 (0.9)	4,878	77.9 (1.2)	5,014	77.4 (0.7)	4,898	77.8 (0.6)	4,605	77.5 (0.8)	4,187	78.8 (0.7)	5,285	78.1 (0.7)	3,803	78.4 (0.8)
<b>지 역</b>																
서울	3,116	82.6 (0.7)	3,749	81.8 (0.7)	3,863	82.8 (0.6)	3,816	81.8 (0.7)	3,849	80.4 (0.8)	3,714	82.2 (0.7)	5,749	81.7 (0.6)	5,964	82.2 (0.5)
부산	2,037	83.7 (0.8)	2,248	81.2 (0.9)	2,549	81.8 (0.9)	2,637	82.3 (0.8)	2,633	83.4 (0.9)	2,423	83.9 (0.8)	2,334	83.6 (0.8)	2,086	82.2 (0.7)
대구	1,940	83.0 (1.0)	2,250	82.8 (0.9)	2,468	81.8 (1.0)	2,365	81.9 (0.6)	2,319	83.2 (0.7)	2,325	83.6 (0.7)	1,999	83.6 (0.9)	1,651	80.3 (1.0)
인천	1,900	83.8 (0.9)	2,327	81.3 (0.9)	2,454	81.3 (0.8)	2,347	82.5 (0.7)	2,261	81.7 (0.7)	2,382	81.8 (0.9)	2,275	82.6 (0.8)	1,998	81.0 (1.0)
광주	1,434	84.7 (0.9)	1,714	81.9 (0.9)	1,843	83.1 (1.0)	1,770	82.0 (1.7)	1,809	83.6 (1.1)	1,832	83.9 (1.0)	1,543	82.3 (0.7)	1,433	82.9 (1.1)
대전	1,272	84.5 (1.1)	1,539	82.8 (0.7)	1,565	82.5 (0.8)	1,880	83.5 (0.5)	1,651	82.1 (0.8)	1,711	82.7 (0.9)	1,417	82.0 (1.3)	1,236	82.0 (1.3)
울산	1,263	84.1 (0.7)	1,733	82.5 (0.9)	1,714	83.1 (0.9)	1,628	83.8 (0.8)	1,489	82.9 (0.8)	1,260	84.9 (1.0)	1,420	84.6 (0.8)	1,160	82.5 (1.0)
경기	3,346	83.1 (0.8)	4,111	81.3 (0.9)	4,053	82.3 (0.7)	4,267	82.9 (0.6)	4,215	83.3 (0.8)	4,050	82.6 (0.8)	7,019	83.6 (0.5)	7,774	83.6 (0.4)
강원	1,253	79.7 (1.1)	1,609	78.2 (1.1)	1,593	79.1 (1.2)	1,538	82.5 (0.8)	1,613	82.1 (0.7)	1,614	80.2 (1.0)	1,318	80.1 (1.6)	1,200	76.0 (1.5)
충북	1,251	83.6 (1.0)	1,587	79.2 (1.1)	1,576	82.1 (1.3)	1,585	80.7 (0.7)	1,568	81.0 (1.3)	1,584	78.9 (1.1)	1,510	82.0 (0.8)	1,221	83.3 (1.2)
충남	1,316	80.6 (1.1)	1,736	81.3 (1.3)	1,704	82.5 (1.0)	1,852	83.2 (1.0)	1,812	82.6 (1.2)	1,818	82.5 (0.8)	1,615	81.1 (1.3)	1,547	81.4 (1.4)
전북	1,364	81.0 (1.0)	1,559	84.0 (1.3)	1,588	81.8 (1.4)	1,686	82.1 (1.0)	1,744	83.5 (0.9)	1,726	84.8 (1.0)	1,700	81.6 (1.0)	1,622	80.1 (1.5)
전남	1,502	81.4 (0.9)	1,773	83.1 (0.9)	1,745	82.2 (0.8)	1,713	82.4 (0.9)	1,589	82.0 (1.5)	1,569	83.8 (1.2)	1,768	82.5 (1.0)	1,422	80.2 (1.1)
경북	1,623	82.7 (1.0)	1,915	82.8 (1.1)	1,826	83.3 (1.1)	2,242	81.3 (0.9)	2,328	83.2 (1.2)	2,299	82.8 (1.1)	1,955	81.2 (0.9)	1,657	82.1 (1.7)
경남	1,965	82.4 (0.9)	2,251	83.9 (1.0)	2,257	81.4 (0.9)	2,401	83.0 (0.8)	2,421	82.7 (1.2)	2,409	81.1 (1.1)	2,242	81.6 (1.2)	2,286	82.2 (0.8)
제주	954	79.7 (1.1)	1,207	82.0 (1.4)	1,309	77.1 (0.8)	1,070	81.0 (1.2)	946	81.9 (0.7)	1,003	79.7 (1.8)	855	79.9 (1.0)	743	82.3 (2.0)



결과표29. 월간 체중감소 시도율

(단위: %)

구 분	'05			'06			'07			'08			'09			'10			'11			'12		
	N	분율(표준오차)		N	분율(표준오차)		N	분율(표준오차)		N	분율(표준오차)		N	분율(표준오차)		N	분율(표준오차)		N	분율(표준오차)		N	분율(표준오차)	
<b>전 체</b>																								
전 체	-	-	-	-	-	-	74,698	31.4 (0.3)		75,238	30.3 (0.3)		75,066	32.6 (0.3)		73,238	33.3 (0.4)		75,643	34.1 (0.3)		74,186	32.4 (0.4)	
<b>학 년</b>																								
중1	-	-	-	-	-	-	13,035	30.2 (0.5)		13,037	29.2 (0.5)		12,714	32.4 (0.6)		12,468	32.7 (0.5)		12,728	33.8 (0.5)		12,362	30.8 (0.5)	
중2	-	-	-	-	-	-	12,849	31.6 (0.5)		13,056	31.6 (0.6)		12,868	33.4 (0.6)		12,499	35.4 (0.6)		12,903	35.1 (0.5)		12,384	31.5 (0.6)	
중3	-	-	-	-	-	-	12,936	33.6 (0.7)		12,850	31.7 (0.7)		12,827	34.8 (0.6)		12,603	36.0 (0.7)		12,843	36.5 (0.6)		12,551	33.9 (0.7)	
고1	-	-	-	-	-	-	12,809	33.0 (0.8)		12,720	32.2 (0.7)		12,477	35.3 (0.9)		12,021	34.0 (0.8)		12,569	35.9 (0.7)		12,451	32.8 (0.7)	
고2	-	-	-	-	-	-	11,596	33.7 (0.7)		12,375	31.6 (0.7)		12,427	34.2 (0.7)		12,124	34.6 (0.8)		12,508	36.3 (0.7)		12,315	34.9 (0.8)	
고3	-	-	-	-	-	-	11,473	25.7 (0.6)		11,200	24.7 (0.5)		11,753	25.3 (0.6)		11,523	27.1 (0.6)		12,092	26.9 (0.6)		12,123	30.5 (0.7)	
<b>학교급</b>																								
중학교	-	-	-	-	-	-	38,820	31.9 (0.4)		38,943	30.8 (0.4)		38,409	33.6 (0.4)		37,570	34.7 (0.5)		38,474	35.1 (0.4)		37,297	32.1 (0.4)	
고등학교	-	-	-	-	-	-	35,878	30.9 (0.5)		36,295	29.7 (0.5)		36,657	31.7 (0.6)		35,668	31.9 (0.5)		37,169	33.1 (0.5)		36,889	32.8 (0.6)	
일반계고	-	-	-	-	-	-	25,051	29.5 (0.6)		26,808	27.9 (0.5)		27,380	30.6 (0.6)		26,845	31.1 (0.6)		27,278	32.2 (0.5)		28,443	31.7 (0.6)	
특성화계고	-	-	-	-	-	-	10,827	35.0 (0.8)		9,487	35.1 (1.1)		9,277	35.0 (1.2)		8,823	34.5 (1.2)		9,891	36.1 (1.1)		8,446	36.2 (1.3)	
<b>지 역</b>																								
서울	-	-	-	-	-	-	8,402	31.9 (0.7)		8,077	32.0 (0.8)		8,207	33.8 (0.9)		7,848	33.5 (0.9)		11,355	33.9 (0.7)		11,373	33.7 (0.8)	
부산	-	-	-	-	-	-	5,530	32.1 (1.0)		5,501	28.2 (0.9)		5,468	30.8 (1.1)		5,303	32.6 (1.1)		5,157	32.0 (1.1)		4,939	30.9 (1.3)	
대구	-	-	-	-	-	-	5,163	31.0 (1.1)		5,053	30.4 (0.8)		5,063	32.5 (1.1)		5,030	33.0 (1.1)		4,439	35.0 (1.2)		4,312	32.0 (2.0)	
인천	-	-	-	-	-	-	5,122	32.3 (1.2)		5,240	31.4 (1.2)		5,126	32.1 (1.3)		5,008	33.7 (1.4)		4,516	33.8 (1.3)		4,302	32.5 (1.7)	
광주	-	-	-	-	-	-	4,076	30.9 (1.2)		4,011	28.8 (1.2)		4,110	32.0 (1.4)		4,024	31.7 (1.5)		3,309	33.9 (1.4)		3,149	32.2 (1.8)	
대전	-	-	-	-	-	-	3,870	30.3 (1.2)		4,011	30.2 (1.3)		3,948	31.5 (1.0)		3,874	31.9 (1.4)		3,003	33.7 (1.2)		2,975	32.2 (2.3)	
울산	-	-	-	-	-	-	3,723	31.8 (1.0)		3,665	30.9 (1.1)		3,635	33.0 (1.1)		3,478	33.0 (1.2)		2,913	35.6 (1.1)		2,518	30.8 (1.9)	
경기	-	-	-	-	-	-	8,761	31.5 (0.8)		9,332	29.9 (0.8)		9,430	33.0 (0.8)		9,044	33.3 (0.8)		14,427	34.6 (0.5)		15,658	31.8 (0.5)	
강원	-	-	-	-	-	-	3,352	29.8 (1.7)		3,520	30.7 (1.4)		3,553	32.0 (2.1)		3,447	34.8 (1.7)		2,722	34.0 (2.2)		2,486	34.4 (3.2)	
충북	-	-	-	-	-	-	3,601	31.0 (1.4)		3,657	31.0 (1.2)		3,636	32.1 (1.8)		3,500	32.7 (1.7)		2,973	33.3 (1.2)		2,753	30.2 (2.5)	
충남	-	-	-	-	-	-	3,740	32.9 (1.5)		3,910	31.6 (1.2)		3,852	31.0 (1.9)		3,869	34.3 (1.4)		3,457	33.8 (1.9)		3,264	33.9 (1.5)	
전북	-	-	-	-	-	-	3,548	31.0 (1.4)		3,757	27.4 (1.8)		3,799	34.4 (1.9)		3,778	34.0 (2.0)		3,382	33.3 (1.8)		3,133	33.7 (1.5)	
전남	-	-	-	-	-	-	3,661	30.2 (1.2)		3,581	28.0 (1.0)		3,381	32.8 (1.9)		3,381	32.5 (1.4)		3,434	34.1 (1.5)		2,906	31.2 (1.8)	
경북	-	-	-	-	-	-	4,497	30.5 (1.3)		4,589	29.2 (1.5)		4,589	31.4 (1.8)		4,515	31.7 (1.8)		4,028	33.5 (1.8)		3,755	32.4 (1.9)	
경남	-	-	-	-	-	-	5,014	30.9 (1.5)		4,849	30.9 (1.5)		4,933	31.7 (1.4)		4,810	35.3 (1.6)		4,733	35.5 (1.5)		4,920	33.6 (1.6)	
제주	-	-	-	-	-	-	2,638	31.9 (1.9)		2,485	32.7 (0.8)		2,336	36.2 (2.3)		2,329	34.9 (2.0)		1,795	34.7 (2.1)		1,743	32.8 (2.2)	
<b>남학생</b>																								
전 체	-	-	-	-	-	-	39,466	23.0 (0.3)		39,278	22.4 (0.3)		39,612	23.5 (0.2)		38,391	24.3 (0.3)		37,873	23.9 (0.2)		38,221	22.4 (0.2)	
<b>학 년</b>																								
중1	-	-	-	-	-	-	7,102	24.0 (0.6)		6,893	23.4 (0.5)		6,933	26.6 (0.6)		6,519	25.7 (0.6)		6,548	25.9 (0.6)		6,364	23.5 (0.5)	
중2	-	-	-	-	-	-	6,810	22.9 (0.6)		6,938	22.7 (0.6)		6,965	23.6 (0.6)		6,620	25.8 (0.7)		6,413	23.9 (0.6)		6,394	21.5 (0.5)	
중3	-	-	-	-	-	-	6,709	23.1 (0.7)		6,900	21.7 (0.6)		7,035	23.6 (0.6)		6,817	24.5 (0.6)		6,589	24.8 (0.5)		6,525	21.2 (0.6)	
고1	-	-	-	-	-	-	6,602	23.1 (0.5)		6,674	22.8 (0.5)		6,890	23.9 (0.6)		6,229	23.3 (0.6)		6,386	23.4 (0.5)		6,606	22.1 (0.5)	
고2	-	-	-	-	-	-	6,199	24.6 (0.6)		6,067	22.9 (0.8)		6,104	23.4 (0.6)		6,273	24.2 (0.7)		5,954	24.8 (0.6)		6,221	22.7 (0.6)	
고3	-	-	-	-	-	-	6,044	20.1 (0.6)		5,806	20.5 (0.6)		5,685	19.4 (0.7)		5,933	22.2 (0.7)		5,983	20.3 (0.6)		6,111	23.4 (0.7)	
<b>학교급</b>																								
중학교	-	-	-	-	-	-	20,621	23.3 (0.4)		20,731	22.6 (0.3)		20,933	24.6 (0.3)		19,956	25.3 (0.4)		19,550	24.9 (0.3)		19,283	22.1 (0.3)	
고등학교	-	-	-	-	-	-	18,845	22.6 (0.3)		18,547	22.1 (0.4)		18,679	22.3 (0.4)		18,435	23.2 (0.4)		18,323	22.9 (0.3)		18,938	22.7 (0.4)	
일반계고	-	-	-	-	-	-	13,278	21.8 (0.4)		14,247	21.4 (0.5)		14,278	22.0 (0.4)		14,042	23.3 (0.4)		13,946	22.8 (0.4)		14,458	21.9 (0.4)	
특성화계고	-	-	-	-	-	-	5,567	24.8 (0.6)		4,300	24.3 (0.7)		4,401	23.2 (0.7)		4,393	23.0 (0.7)		4,377	23.2 (0.6)		4,480	25.4 (0.8)	

※최근 30일 동안 체중 감소를 위해 노력한 적이 있는 사람의 비율



(계속: 월간 체중감소 시도율)

(단위: %)

구 분	'05			'06			'07			'08			'09			'10			'11			'12		
	N	분	입(표준인)	N	분	입(표준인)	N	분	입(표준인)	N	분	입(표준인)	N	분	입(표준인)	N	분	입(표준인)	N	분	입(표준인)	N	분	입(표준인)
<b>지 역</b>																								
서울	-	-	-	-	-	-	4,403	23.6	(0.5)	4,122	24.1	(0.7)	4,224	24.9	(0.6)	4,018	24.7	(0.7)	5,428	24.6	(0.6)	5,266	23.9	(0.7)
부산	-	-	-	-	-	-	2,903	23.9	(0.8)	2,793	21.5	(0.7)	2,748	22.5	(0.8)	2,804	24.1	(0.8)	2,781	22.5	(0.9)	2,807	22.0	(0.6)
대구	-	-	-	-	-	-	2,626	22.5	(0.7)	2,618	23.2	(0.7)	2,682	23.8	(0.6)	2,650	25.2	(0.9)	2,391	24.8	(0.9)	2,624	20.3	(1.0)
인천	-	-	-	-	-	-	2,576	24.3	(0.8)	2,830	22.7	(0.7)	2,792	21.6	(0.6)	2,566	24.0	(1.1)	2,183	23.4	(0.7)	2,237	21.7	(0.9)
광주	-	-	-	-	-	-	2,193	22.4	(0.8)	2,183	21.7	(0.9)	2,253	23.3	(1.4)	2,149	22.8	(0.9)	1,714	24.2	(1.0)	1,689	23.3	(1.0)
대전	-	-	-	-	-	-	2,262	22.5	(1.1)	2,088	21.7	(0.8)	2,230	24.8	(1.2)	2,110	22.7	(1.0)	1,554	23.8	(0.8)	1,694	20.5	(1.0)
울산	-	-	-	-	-	-	1,949	23.6	(0.9)	1,994	22.0	(0.9)	2,098	24.7	(0.8)	2,170	24.5	(1.1)	1,453	26.5	(1.2)	1,329	21.6	(1.4)
경기	-	-	-	-	-	-	4,572	23.4	(0.7)	4,928	22.0	(0.6)	5,071	23.9	(0.6)	4,825	24.1	(0.7)	7,226	23.5	(0.6)	7,677	22.3	(0.5)
강원	-	-	-	-	-	-	1,708	20.5	(0.9)	1,927	22.4	(1.2)	1,885	20.7	(1.1)	1,771	25.9	(1.2)	1,360	23.7	(1.9)	1,235	22.1	(1.6)
충북	-	-	-	-	-	-	1,965	22.4	(1.0)	2,006	25.0	(1.3)	2,008	21.2	(0.9)	1,861	21.6	(0.8)	1,396	23.3	(1.1)	1,493	18.9	(0.9)
충남	-	-	-	-	-	-	1,960	23.5	(0.9)	1,981	23.3	(1.1)	1,963	21.0	(1.0)	1,975	26.7	(0.9)	1,792	24.1	(1.1)	1,680	23.2	(0.8)
전북	-	-	-	-	-	-	1,907	22.5	(1.3)	1,997	18.6	(1.6)	1,983	25.3	(1.0)	2,005	23.6	(0.8)	1,638	21.7	(1.2)	1,470	24.4	(1.2)
전남	-	-	-	-	-	-	1,856	21.5	(1.2)	1,810	20.2	(1.1)	1,734	23.0	(1.2)	1,752	24.2	(0.8)	1,623	22.6	(0.9)	1,436	21.1	(1.2)
경북	-	-	-	-	-	-	2,616	21.9	(1.3)	2,272	20.1	(0.8)	2,182	22.0	(1.3)	2,136	22.2	(0.8)	2,010	22.4	(1.0)	2,034	22.9	(1.3)
경남	-	-	-	-	-	-	2,688	21.5	(1.1)	2,352	22.3	(1.0)	2,426	23.1	(0.9)	2,318	25.4	(1.3)	2,419	25.8	(0.9)	2,570	22.3	(1.2)
제주	-	-	-	-	-	-	1,282	22.2	(0.9)	1,377	27.5	(1.1)	1,333	25.3	(0.9)	1,281	25.4	(0.4)	905	24.5	(1.2)	980	23.6	(1.2)
<b>여학생</b>																								
전 체	-	-	-	-	-	-	35,232	41.0	(0.4)	35,960	39.2	(0.4)	35,454	43.0	(0.4)	34,847	43.4	(0.4)	37,770	45.5	(0.3)	35,965	43.5	(0.3)
<b>학 년</b>																								
중1	-	-	-	-	-	-	5,933	37.4	(0.8)	6,144	35.7	(0.7)	5,781	38.8	(0.8)	5,949	40.2	(0.7)	6,180	42.4	(0.7)	5,998	38.8	(0.7)
중2	-	-	-	-	-	-	6,039	41.7	(0.6)	6,118	41.7	(0.7)	5,903	44.5	(0.7)	5,879	46.1	(0.9)	6,490	47.1	(0.6)	5,990	42.4	(0.6)
중3	-	-	-	-	-	-	6,227	45.5	(0.9)	5,950	43.2	(0.9)	5,792	47.7	(0.8)	5,786	48.8	(0.8)	6,254	49.4	(0.7)	6,026	47.6	(0.7)
고1	-	-	-	-	-	-	6,207	44.2	(0.8)	6,046	42.9	(0.9)	5,587	48.4	(0.7)	5,792	46.4	(0.7)	6,183	49.9	(0.7)	5,845	44.8	(0.8)
고2	-	-	-	-	-	-	5,397	43.9	(0.9)	6,308	41.3	(0.8)	6,323	46.2	(0.7)	5,851	46.5	(0.7)	6,554	49.4	(0.6)	6,094	48.5	(0.7)
고3	-	-	-	-	-	-	5,429	32.1	(1.2)	5,394	29.4	(1.0)	6,068	31.7	(1.0)	5,590	32.5	(0.9)	6,109	34.4	(0.9)	6,012	38.6	(0.9)
<b>학교급</b>																								
중학교	-	-	-	-	-	-	18,199	41.6	(0.5)	18,212	40.2	(0.5)	17,476	43.7	(0.5)	17,614	45.1	(0.5)	18,924	46.3	(0.4)	18,014	43.1	(0.4)
고등학교	-	-	-	-	-	-	17,033	40.3	(0.6)	17,748	38.2	(0.5)	17,978	42.2	(0.6)	17,233	41.8	(0.5)	18,846	44.7	(0.5)	17,951	44.0	(0.5)
일반계 고	-	-	-	-	-	-	11,773	37.9	(0.6)	12,561	35.1	(0.5)	13,102	40.1	(0.6)	12,803	39.8	(0.6)	13,332	42.7	(0.5)	13,985	42.6	(0.6)
특성화계 고	-	-	-	-	-	-	5,260	46.9	(1.1)	5,187	47.9	(0.9)	4,876	49.2	(1.2)	4,430	48.5	(0.9)	5,514	51.5	(0.7)	3,966	48.9	(1.0)
<b>지 역</b>																								
서울	-	-	-	-	-	-	3,999	41.1	(0.8)	3,955	40.9	(1.1)	3,983	43.7	(1.1)	3,830	43.1	(0.8)	5,927	44.1	(0.7)	6,107	44.2	(0.7)
부산	-	-	-	-	-	-	2,627	41.8	(1.1)	2,708	36.0	(1.1)	2,720	40.5	(1.4)	2,499	42.6	(1.0)	2,376	43.1	(1.3)	2,132	41.1	(1.4)
대구	-	-	-	-	-	-	2,537	41.8	(1.3)	2,435	39.3	(0.9)	2,381	43.0	(1.1)	2,380	42.3	(1.3)	2,048	47.0	(1.2)	1,688	45.5	(2.3)
인천	-	-	-	-	-	-	2,546	41.2	(0.9)	2,410	41.0	(1.1)	2,334	43.7	(1.3)	2,442	44.2	(1.1)	2,333	45.2	(1.1)	2,065	44.4	(1.3)
광주	-	-	-	-	-	-	1,883	40.2	(1.0)	1,828	36.5	(1.5)	1,857	41.5	(1.9)	1,875	41.3	(1.5)	1,595	44.4	(1.7)	1,460	41.7	(2.3)
대전	-	-	-	-	-	-	1,608	39.2	(1.4)	1,923	39.6	(1.3)	1,718	39.0	(1.4)	1,764	42.1	(1.3)	1,449	44.7	(1.2)	1,281	45.2	(2.0)
울산	-	-	-	-	-	-	1,774	41.9	(1.0)	1,671	41.6	(1.3)	1,537	43.1	(1.4)	1,308	43.1	(1.3)	1,460	46.3	(1.4)	1,189	41.5	(1.3)
경기	-	-	-	-	-	-	4,189	40.3	(1.1)	4,404	38.5	(0.9)	4,359	43.1	(0.8)	4,219	43.3	(1.0)	7,201	46.7	(0.6)	7,981	42.0	(0.7)
강원	-	-	-	-	-	-	1,644	40.2	(1.5)	1,593	39.9	(1.2)	1,668	44.6	(1.5)	1,676	44.6	(1.9)	1,362	45.4	(1.6)	1,251	47.9	(1.5)
충북	-	-	-	-	-	-	1,636	40.8	(1.9)	1,651	37.8	(1.7)	1,628	44.6	(1.5)	1,639	45.3	(2.4)	1,577	44.4	(2.1)	1,260	42.6	(1.8)
충남	-	-	-	-	-	-	1,780	43.6	(1.6)	1,929	40.9	(1.3)	1,889	42.1	(1.8)	1,894	42.8	(1.8)	1,665	44.7	(1.7)	1,584	45.8	(0.9)
전북	-	-	-	-	-	-	1,641	40.3	(1.7)	1,760	37.0	(1.7)	1,816	44.4	(1.9)	1,773	45.3	(1.6)	1,744	45.8	(1.0)	1,663	43.8	(0.8)
전남	-	-	-	-	-	-	1,805	39.8	(1.5)	1,771	36.6	(1.7)	1,647	43.7	(1.2)	1,629	41.6	(1.2)	1,811	46.6	(1.1)	1,470	42.3	(0.8)
경북	-	-	-	-	-	-	1,881	40.9	(1.1)	2,317	40.1	(1.6)	2,407	42.8	(1.2)	2,379	42.8	(1.0)	2,018	46.4	(1.5)	1,721	43.3	(1.5)
경남	-	-	-	-	-	-	2,326	41.9	(2.0)	2,497	40.9	(1.8)	2,507	41.8	(1.6)	2,492	46.7	(1.6)	2,314	46.7	(1.8)	2,350	46.3	(1.3)
제주	-	-	-	-	-	-	1,356	42.6	(1.7)	1,108	38.4	(1.8)	1,003	48.2	(1.7)	1,048	45.4	(2.9)	890	45.8	(1.9)	763	43.0	(1.8)



결과표30. 월간 체중증가 시도율

(단위: %)

구 분	'05			'06			'07			'08			'09			'10			'11			'12		
	N	분율(표준오차)		N	분율(표준오차)		N	분율(표준오차)		N	분율(표준오차)		N	분율(표준오차)		N	분율(표준오차)		N	분율(표준오차)		N	분율(표준오차)	
<b>전 체</b>																								
전 체	-	-	-	-	-	-	74,698	7.8 (0.2)		75,238	6.7 (0.2)		75,066	6.5 (0.2)		73,238	6.6 (0.2)		75,643	7.0 (0.2)		74,186	5.9 (0.1)	
<b>학 년</b>																								
중1	-	-	-	-	-	-	13,035	7.2 (0.3)		13,037	6.3 (0.2)		12,714	6.1 (0.3)		12,468	6.1 (0.3)		12,728	6.5 (0.2)		12,362	5.9 (0.2)	
중2	-	-	-	-	-	-	12,849	7.8 (0.3)		13,056	6.1 (0.3)		12,868	6.6 (0.3)		12,499	6.4 (0.3)		12,903	6.9 (0.3)		12,384	5.4 (0.2)	
중3	-	-	-	-	-	-	12,936	7.7 (0.3)		12,850	6.4 (0.3)		12,827	6.4 (0.3)		12,603	7.0 (0.3)		12,843	7.4 (0.3)		12,551	5.6 (0.3)	
고1	-	-	-	-	-	-	12,809	8.0 (0.4)		12,720	7.3 (0.4)		12,477	6.8 (0.4)		12,021	6.7 (0.4)		12,569	7.9 (0.4)		12,451	5.9 (0.3)	
고2	-	-	-	-	-	-	11,596	8.4 (0.4)		12,375	7.9 (0.4)		12,427	7.3 (0.4)		12,124	7.3 (0.4)		12,508	7.3 (0.4)		12,315	6.6 (0.3)	
고3	-	-	-	-	-	-	11,473	7.5 (0.4)		11,200	6.6 (0.4)		11,753	5.6 (0.3)		11,523	6.1 (0.4)		12,092	6.0 (0.3)		12,123	5.7 (0.3)	
<b>학교급</b>																								
중학교	-	-	-	-	-	-	38,820	7.6 (0.2)		38,943	6.2 (0.2)		38,409	6.3 (0.2)		37,570	6.5 (0.2)		38,474	7.0 (0.2)		37,297	5.6 (0.2)	
고등학교	-	-	-	-	-	-	35,878	8.0 (0.3)		36,295	7.3 (0.3)		36,657	6.6 (0.3)		35,668	6.7 (0.3)		37,169	7.1 (0.3)		36,889	6.1 (0.2)	
일반계고	-	-	-	-	-	-	25,051	7.4 (0.4)		26,808	6.7 (0.3)		27,380	5.9 (0.3)		26,845	6.1 (0.3)		27,278	6.3 (0.3)		28,443	5.6 (0.3)	
특성화계고	-	-	-	-	-	-	10,827	9.5 (0.5)		9,487	8.9 (0.6)		9,277	8.7 (0.6)		8,823	8.6 (0.7)		9,891	9.6 (0.7)		8,446	7.4 (0.6)	
<b>지 역</b>																								
서울	-	-	-	-	-	-	8,402	7.6 (0.5)		8,077	6.1 (0.5)		8,207	5.7 (0.4)		7,848	6.0 (0.4)		11,355	6.2 (0.3)		11,373	5.1 (0.4)	
부산	-	-	-	-	-	-	5,530	8.2 (0.7)		5,501	7.0 (0.5)		5,468	7.0 (0.6)		5,303	6.8 (0.6)		5,157	7.3 (0.6)		4,939	5.9 (0.6)	
대구	-	-	-	-	-	-	5,163	8.3 (0.5)		5,053	8.2 (0.8)		5,063	7.5 (0.7)		5,030	7.4 (0.7)		4,439	8.4 (0.8)		4,312	6.4 (0.6)	
인천	-	-	-	-	-	-	5,122	7.1 (0.7)		5,240	6.8 (0.6)		5,126	6.4 (0.6)		5,008	6.1 (0.6)		4,516	6.4 (0.7)		4,302	5.9 (0.7)	
광주	-	-	-	-	-	-	4,076	8.1 (0.7)		4,011	6.3 (0.7)		4,110	6.5 (0.9)		4,024	7.8 (1.3)		3,309	7.4 (0.8)		3,149	6.4 (0.8)	
대전	-	-	-	-	-	-	3,870	7.5 (0.7)		4,011	7.3 (0.8)		3,948	5.7 (0.4)		3,874	6.7 (0.7)		3,003	7.1 (0.6)		2,975	6.3 (0.9)	
울산	-	-	-	-	-	-	3,723	9.2 (0.7)		3,665	7.8 (0.5)		3,635	7.1 (0.5)		3,478	7.5 (0.7)		2,913	6.8 (0.7)		2,518	6.3 (0.7)	
경기	-	-	-	-	-	-	8,761	7.5 (0.4)		9,332	6.2 (0.3)		9,430	6.0 (0.3)		9,044	6.6 (0.4)		14,427	6.9 (0.3)		15,658	5.6 (0.2)	
강원	-	-	-	-	-	-	3,352	7.9 (0.8)		3,520	5.9 (0.7)		3,553	6.7 (0.8)		3,447	5.8 (0.8)		2,722	6.5 (0.9)		2,486	5.7 (0.8)	
충북	-	-	-	-	-	-	3,601	8.1 (0.9)		3,657	7.3 (1.1)		3,636	6.7 (0.8)		3,500	6.1 (0.8)		2,973	6.8 (0.7)		2,753	6.9 (1.1)	
충남	-	-	-	-	-	-	3,740	6.3 (0.6)		3,910	7.6 (1.2)		3,852	6.9 (0.9)		3,869	6.2 (0.8)		3,457	6.6 (0.7)		3,264	6.6 (0.8)	
전북	-	-	-	-	-	-	3,548	7.1 (0.9)		3,757	8.1 (1.0)		3,799	6.7 (0.8)		3,778	6.2 (0.7)		3,382	6.0 (0.7)		3,133	6.3 (0.9)	
전남	-	-	-	-	-	-	3,661	8.0 (0.7)		3,581	7.4 (1.1)		3,381	7.9 (1.0)		3,381	7.5 (0.7)		3,434	9.0 (1.2)		2,906	6.0 (0.7)	
경북	-	-	-	-	-	-	4,497	8.8 (1.0)		4,589	7.0 (0.9)		4,589	7.5 (1.0)		4,515	6.6 (0.8)		4,028	6.6 (0.6)		3,755	6.0 (0.8)	
경남	-	-	-	-	-	-	5,014	8.2 (0.9)		4,849	6.8 (0.6)		4,933	7.1 (0.9)		4,810	7.3 (0.8)		4,733	9.1 (1.1)		4,920	6.4 (0.6)	
제주	-	-	-	-	-	-	2,638	7.9 (1.0)		2,485	6.3 (0.7)		2,336	5.4 (0.7)		2,329	5.7 (0.8)		1,795	5.7 (0.8)		1,743	4.7 (0.8)	
<b>남학생</b>																								
전 체	-	-	-	-	-	-	39,466	12.5 (0.2)		39,278	11.2 (0.2)		39,612	10.6 (0.2)		38,391	11.0 (0.2)		37,873	11.7 (0.2)		38,221	9.7 (0.2)	
<b>학 년</b>																								
중1	-	-	-	-	-	-	7,102	10.4 (0.4)		6,893	9.4 (0.3)		6,933	8.8 (0.4)		6,519	9.5 (0.4)		6,548	10.0 (0.4)		6,364	8.6 (0.3)	
중2	-	-	-	-	-	-	6,810	12.0 (0.4)		6,938	9.7 (0.4)		6,965	10.4 (0.5)		6,620	10.3 (0.5)		6,413	11.4 (0.4)		6,394	8.9 (0.3)	
중3	-	-	-	-	-	-	6,709	12.5 (0.4)		6,900	10.7 (0.4)		7,035	10.4 (0.5)		6,817	11.4 (0.5)		6,589	12.3 (0.5)		6,525	9.2 (0.4)	
고1	-	-	-	-	-	-	6,602	13.5 (0.5)		6,674	12.4 (0.5)		6,890	11.8 (0.6)		6,229	11.4 (0.5)		6,386	13.6 (0.5)		6,606	10.1 (0.4)	
고2	-	-	-	-	-	-	6,199	14.5 (0.5)		6,067	13.7 (0.6)		6,104	12.8 (0.5)		6,273	12.3 (0.6)		5,954	12.7 (0.5)		6,221	11.4 (0.4)	
고3	-	-	-	-	-	-	6,044	12.4 (0.4)		5,806	11.5 (0.5)		5,685	9.6 (0.5)		5,933	10.7 (0.5)		5,983	10.2 (0.4)		6,111	9.7 (0.4)	
<b>학교급</b>																								
중학교	-	-	-	-	-	-	20,621	11.6 (0.3)		20,731	9.9 (0.2)		20,933	9.9 (0.3)		19,956	10.4 (0.3)		19,550	11.3 (0.3)		19,283	8.9 (0.2)	
고등학교	-	-	-	-	-	-	18,845	13.5 (0.3)		18,547	12.6 (0.3)		18,679	11.4 (0.3)		18,435	11.5 (0.3)		18,323	12.2 (0.3)		18,938	10.4 (0.3)	
일반계고	-	-	-	-	-	-	13,278	12.8 (0.3)		14,247	11.8 (0.4)		14,278	10.3 (0.3)		14,042	10.6 (0.4)		13,946	10.9 (0.3)		14,458	9.7 (0.3)	
특성화계고	-	-	-	-	-	-	5,567	15.2 (0.4)		4,300	14.8 (0.7)		4,401	14.8 (0.7)		4,393	14.3 (0.6)		4,377	16.3 (0.8)		4,480	12.7 (0.5)	

※최근 30일 동안 체중 증가를 위해 노력한 적이 있는 사람의 분율



(계속: 월간 체중증가 시도율)

(단위: %)

구 분	'05			'06			'07			'08			'09			'10			'11			'12		
	N	분	입(표준인)	N	분	입(표준인)	N	분	입(표준인)	N	분	입(표준인)	N	분	입(표준인)	N	분	입(표준인)	N	분	입(표준인)	N	분	입(표준인)
<b>지 역</b>																								
서울	-	-	-	-	-	-	4,403	12.4	(0.5)	4,122	10.2	(0.5)	4,224	9.2	(0.4)	4,018	10.2	(0.5)	5,428	10.3	(0.4)	5,266	8.6	(0.4)
부산	-	-	-	-	-	-	2,903	13.2	(0.6)	2,793	11.7	(0.5)	2,748	11.8	(0.7)	2,804	11.1	(0.7)	2,781	12.1	(0.7)	2,807	9.9	(0.5)
대구	-	-	-	-	-	-	2,626	12.7	(0.6)	2,618	13.4	(1.0)	2,682	12.4	(0.7)	2,650	12.1	(0.7)	2,391	13.6	(0.9)	2,624	10.1	(0.6)
인천	-	-	-	-	-	-	2,576	11.7	(0.7)	2,830	11.2	(0.6)	2,792	10.6	(0.6)	2,566	9.9	(0.7)	2,183	10.8	(0.8)	2,237	10.0	(0.9)
광주	-	-	-	-	-	-	2,193	12.7	(0.8)	2,183	10.8	(0.6)	2,253	11.0	(0.8)	2,149	13.7	(1.2)	1,714	12.7	(1.0)	1,689	10.3	(0.9)
대전	-	-	-	-	-	-	2,262	12.0	(0.8)	2,088	11.9	(0.8)	2,230	9.3	(0.5)	2,110	11.3	(0.7)	1,554	11.7	(0.9)	1,694	10.1	(1.0)
울산	-	-	-	-	-	-	1,949	15.1	(0.7)	1,994	12.6	(0.7)	2,098	11.4	(0.7)	2,170	12.2	(0.8)	1,453	10.8	(1.0)	1,329	10.2	(0.6)
경기	-	-	-	-	-	-	4,572	11.8	(0.4)	4,928	10.0	(0.5)	5,071	9.8	(0.5)	4,825	10.9	(0.6)	7,226	11.8	(0.4)	7,677	9.2	(0.3)
강원	-	-	-	-	-	-	1,708	12.2	(0.6)	1,927	10.1	(0.8)	1,885	11.0	(1.0)	1,771	9.5	(1.0)	1,360	10.7	(1.1)	1,235	9.3	(0.9)
충북	-	-	-	-	-	-	1,965	13.3	(0.6)	2,006	11.9	(0.9)	2,008	10.5	(0.9)	1,861	10.5	(0.9)	1,396	11.6	(1.2)	1,493	11.7	(0.9)
충남	-	-	-	-	-	-	1,960	10.5	(0.8)	1,981	13.3	(1.1)	1,963	11.1	(0.7)	1,975	9.9	(0.6)	1,792	11.1	(1.2)	1,680	11.2	(0.9)
전북	-	-	-	-	-	-	1,907	11.6	(0.9)	1,997	13.6	(0.8)	1,983	11.3	(0.8)	2,005	10.1	(0.6)	1,638	10.3	(0.5)	1,470	11.0	(0.8)
전남	-	-	-	-	-	-	1,856	12.8	(0.7)	1,810	12.8	(0.7)	1,734	12.9	(1.3)	1,752	12.1	(1.0)	1,623	15.2	(1.5)	1,436	9.7	(1.0)
경북	-	-	-	-	-	-	2,616	14.1	(0.9)	2,272	11.4	(1.1)	2,182	12.1	(1.1)	2,136	10.7	(0.8)	2,010	10.8	(1.0)	2,034	9.8	(0.9)
경남	-	-	-	-	-	-	2,688	13.8	(0.8)	2,352	11.6	(0.8)	2,426	12.1	(1.1)	2,318	12.2	(1.1)	2,419	15.0	(1.0)	2,570	10.5	(0.5)
제주	-	-	-	-	-	-	1,282	12.9	(1.1)	1,377	10.8	(0.6)	1,333	9.7	(0.7)	1,281	10.6	(0.7)	905	9.8	(0.9)	980	8.0	(0.5)
<b>여학생</b>																								
전 체	-	-	-	-	-	-	35,232	2.4	(0.1)	35,960	1.7	(0.1)	35,454	1.7	(0.1)	34,847	1.7	(0.1)	37,770	1.7	(0.1)	35,965	1.6	(0.1)
<b>학 년</b>																								
중1	-	-	-	-	-	-	5,933	3.4	(0.3)	6,144	2.7	(0.3)	5,781	2.9	(0.2)	5,949	2.4	(0.2)	6,180	2.6	(0.2)	5,998	3.0	(0.2)
중2	-	-	-	-	-	-	6,039	3.0	(0.2)	6,118	1.9	(0.2)	5,903	2.3	(0.2)	5,879	2.2	(0.2)	6,490	2.0	(0.2)	5,990	1.6	(0.2)
중3	-	-	-	-	-	-	6,227	2.4	(0.2)	5,950	1.4	(0.2)	5,792	1.8	(0.2)	5,786	2.0	(0.3)	6,254	2.1	(0.2)	6,026	1.7	(0.2)
고1	-	-	-	-	-	-	6,207	1.8	(0.2)	6,046	1.6	(0.2)	5,587	1.1	(0.2)	5,792	1.2	(0.2)	6,183	1.5	(0.2)	5,845	1.3	(0.2)
고2	-	-	-	-	-	-	5,397	1.6	(0.2)	6,308	1.5	(0.2)	6,323	1.1	(0.2)	5,851	1.5	(0.2)	6,554	1.0	(0.1)	6,094	1.1	(0.1)
고3	-	-	-	-	-	-	5,429	1.9	(0.2)	5,394	1.0	(0.1)	6,068	1.2	(0.2)	5,590	0.9	(0.1)	6,109	1.2	(0.1)	6,012	1.1	(0.1)
<b>학교급</b>																								
중학교	-	-	-	-	-	-	18,199	2.9	(0.2)	18,212	2.0	(0.1)	17,476	2.3	(0.1)	17,614	2.2	(0.1)	18,924	2.2	(0.1)	18,014	2.1	(0.1)
고등학교	-	-	-	-	-	-	17,033	1.8	(0.1)	17,748	1.4	(0.1)	17,978	1.1	(0.1)	17,233	1.2	(0.1)	18,846	1.2	(0.1)	17,951	1.2	(0.1)
일반계고	-	-	-	-	-	-	11,773	1.5	(0.1)	12,561	1.2	(0.1)	13,102	1.0	(0.1)	12,803	1.1	(0.1)	13,332	1.1	(0.1)	13,985	1.1	(0.1)
특성화계고	-	-	-	-	-	-	5,260	2.7	(0.3)	5,187	1.9	(0.2)	4,876	1.4	(0.2)	4,430	1.7	(0.3)	5,514	1.6	(0.2)	3,966	1.3	(0.2)
<b>지 역</b>																								
서울	-	-	-	-	-	-	3,999	2.1	(0.3)	3,955	1.5	(0.2)	3,983	1.8	(0.2)	3,830	1.5	(0.2)	5,927	1.6	(0.2)	6,107	1.3	(0.2)
부산	-	-	-	-	-	-	2,627	2.3	(0.3)	2,708	1.5	(0.2)	2,720	1.2	(0.2)	2,499	1.9	(0.3)	2,376	1.8	(0.3)	2,132	1.3	(0.3)
대구	-	-	-	-	-	-	2,537	2.9	(0.2)	2,435	1.8	(0.3)	2,381	1.7	(0.2)	2,380	1.8	(0.3)	2,048	2.3	(0.3)	1,688	2.2	(0.5)
인천	-	-	-	-	-	-	2,546	2.0	(0.3)	2,410	1.9	(0.2)	2,334	1.7	(0.3)	2,442	1.9	(0.3)	2,333	1.6	(0.3)	2,065	1.4	(0.2)
광주	-	-	-	-	-	-	1,883	3.0	(0.3)	1,828	1.4	(0.3)	1,857	1.7	(0.2)	1,875	1.4	(0.3)	1,595	1.7	(0.3)	1,460	2.3	(0.5)
대전	-	-	-	-	-	-	1,608	2.4	(0.6)	1,923	2.1	(0.3)	1,718	1.7	(0.3)	1,764	1.5	(0.2)	1,449	2.0	(0.4)	1,281	2.1	(0.3)
울산	-	-	-	-	-	-	1,774	2.0	(0.3)	1,671	1.9	(0.3)	1,537	1.9	(0.2)	1,308	1.9	(0.3)	1,460	1.9	(0.3)	1,189	1.7	(0.3)
경기	-	-	-	-	-	-	4,189	2.8	(0.3)	4,404	2.0	(0.2)	4,359	1.7	(0.2)	4,219	1.8	(0.2)	7,201	1.5	(0.1)	7,981	1.8	(0.1)
강원	-	-	-	-	-	-	1,644	3.2	(0.4)	1,593	1.3	(0.3)	1,668	1.9	(0.3)	1,676	1.7	(0.3)	1,362	2.0	(0.4)	1,251	1.6	(0.4)
충북	-	-	-	-	-	-	1,636	2.1	(0.3)	1,651	2.1	(0.4)	1,628	2.3	(0.4)	1,639	1.1	(0.3)	1,577	1.5	(0.3)	1,260	1.5	(0.3)
충남	-	-	-	-	-	-	1,780	1.6	(0.3)	1,929	1.2	(0.3)	1,889	2.2	(0.3)	1,894	2.0	(0.4)	1,665	1.7	(0.2)	1,584	1.5	(0.4)
전북	-	-	-	-	-	-	1,641	2.3	(0.6)	1,760	2.2	(0.4)	1,816	1.7	(0.4)	1,773	1.8	(0.3)	1,744	1.4	(0.3)	1,663	1.1	(0.3)
전남	-	-	-	-	-	-	1,805	2.8	(0.5)	1,771	1.4	(0.3)	1,647	2.5	(0.4)	1,629	2.4	(0.4)	1,811	2.2	(0.5)	1,470	1.9	(0.3)
경북	-	-	-	-	-	-	1,881	2.3	(0.4)	2,317	1.7	(0.5)	2,407	2.0	(0.4)	2,379	1.8	(0.3)	2,018	1.7	(0.3)	1,721	1.6	(0.5)
경남	-	-	-	-	-	-	2,326	1.7	(0.2)	2,497	1.3	(0.3)	2,507	1.2	(0.3)	2,492	1.6	(0.3)	2,314	2.3	(0.3)	2,350	1.7	(0.3)
제주	-	-	-	-	-	-	1,356	2.4	(0.3)	1,108	1.4	(0.3)	1,003	0.8	(0.2)	1,048	0.4	(0.2)	890	1.2	(0.6)	763	1.0	(0.4)



결과표31. 월간 체중유지 시도율

(단위: %)

구 분	'05			'06			'07			'08			'09			'10			'11			'12		
	N	분율(표준오차)		N	분율(표준오차)		N	분율(표준오차)		N	분율(표준오차)		N	분율(표준오차)		N	분율(표준오차)		N	분율(표준오차)		N	분율(표준오차)	
<b>전 체</b>																								
전 체	-	-	-	-	-	-	74,698	9.5 (0.1)		75,238	8.8 (0.1)		75,066	10.4 (0.1)		73,238	9.8 (0.1)		75,643	9.8 (0.1)		74,186	9.5 (0.1)	
<b>학 년</b>																								
중1	-	-	-	-	-	-	13,035	11.5 (0.3)		13,037	11.6 (0.4)		12,714	13.2 (0.4)		12,468	13.4 (0.4)		12,728	12.6 (0.3)		12,362	12.2 (0.3)	
중2	-	-	-	-	-	-	12,849	10.8 (0.3)		13,056	9.7 (0.3)		12,868	11.3 (0.3)		12,499	10.4 (0.3)		12,903	11.2 (0.3)		12,384	10.5 (0.3)	
중3	-	-	-	-	-	-	12,936	9.3 (0.3)		12,850	8.6 (0.3)		12,827	10.0 (0.3)		12,603	9.7 (0.4)		12,843	9.2 (0.3)		12,551	9.5 (0.3)	
고1	-	-	-	-	-	-	12,809	8.7 (0.2)		12,720	7.7 (0.2)		12,477	9.6 (0.3)		12,021	9.3 (0.3)		12,569	9.0 (0.3)		12,451	8.5 (0.3)	
고2	-	-	-	-	-	-	11,596	8.4 (0.3)		12,375	7.9 (0.3)		12,427	9.5 (0.3)		12,124	8.8 (0.3)		12,508	8.9 (0.3)		12,315	8.4 (0.3)	
고3	-	-	-	-	-	-	11,473	7.5 (0.3)		11,200	7.3 (0.3)		11,753	8.7 (0.3)		11,523	7.2 (0.3)		12,092	8.1 (0.3)		12,123	8.4 (0.3)	
<b>학교급</b>																								
중학교	-	-	-	-	-	-	38,820	10.5 (0.2)		38,943	9.9 (0.2)		38,409	11.5 (0.2)		37,570	11.1 (0.2)		38,474	11.0 (0.2)		37,297	10.7 (0.2)	
고등학교	-	-	-	-	-	-	35,878	8.2 (0.2)		36,295	7.6 (0.2)		36,657	9.3 (0.2)		35,668	8.5 (0.2)		37,169	8.7 (0.2)		36,889	8.4 (0.2)	
일반계고	-	-	-	-	-	-	25,051	8.5 (0.2)		26,808	7.7 (0.2)		27,380	9.2 (0.2)		26,845	8.7 (0.2)		27,278	8.7 (0.2)		28,443	8.6 (0.2)	
특성화계고	-	-	-	-	-	-	10,827	7.6 (0.3)		9,487	7.4 (0.3)		9,277	9.5 (0.3)		8,823	7.8 (0.3)		9,891	8.5 (0.3)		8,446	7.8 (0.3)	
<b>지 역</b>																								
서울	-	-	-	-	-	-	8,402	9.9 (0.3)		8,077	7.9 (0.3)		8,207	10.7 (0.4)		7,848	10.8 (0.3)		11,355	10.5 (0.3)		11,373	10.3 (0.3)	
부산	-	-	-	-	-	-	5,530	9.6 (0.4)		5,501	9.2 (0.4)		5,468	11.7 (0.4)		5,303	10.8 (0.4)		5,157	10.5 (0.5)		4,939	9.9 (0.5)	
대구	-	-	-	-	-	-	5,163	9.2 (0.4)		5,053	9.1 (0.4)		5,063	10.3 (0.4)		5,030	9.9 (0.4)		4,439	9.6 (0.5)		4,312	9.5 (0.4)	
인천	-	-	-	-	-	-	5,122	9.7 (0.4)		5,240	9.4 (0.3)		5,126	9.9 (0.4)		5,008	9.3 (0.3)		4,516	9.3 (0.5)		4,302	9.7 (0.6)	
광주	-	-	-	-	-	-	4,076	9.5 (0.4)		4,011	7.6 (0.5)		4,110	10.7 (0.5)		4,024	10.2 (0.4)		3,309	9.6 (0.5)		3,149	9.0 (0.7)	
대전	-	-	-	-	-	-	3,870	9.3 (0.4)		4,011	9.0 (0.4)		3,948	10.8 (0.7)		3,874	9.2 (0.5)		3,003	8.2 (0.4)		2,975	9.5 (0.5)	
울산	-	-	-	-	-	-	3,723	9.9 (0.5)		3,665	8.7 (0.4)		3,635	11.1 (0.6)		3,478	10.3 (0.5)		2,913	10.1 (0.6)		2,518	10.5 (0.5)	
경기	-	-	-	-	-	-	8,761	9.2 (0.4)		9,332	9.4 (0.4)		9,430	10.4 (0.3)		9,044	9.6 (0.3)		14,427	10.1 (0.3)		15,658	9.3 (0.3)	
강원	-	-	-	-	-	-	3,352	9.4 (0.5)		3,520	8.8 (0.5)		3,553	9.0 (0.5)		3,447	8.3 (0.6)		2,722	8.4 (0.6)		2,486	8.0 (0.8)	
충북	-	-	-	-	-	-	3,601	8.7 (0.4)		3,657	7.2 (0.6)		3,636	8.6 (0.6)		3,500	8.0 (0.6)		2,973	8.2 (0.5)		2,753	7.9 (0.5)	
충남	-	-	-	-	-	-	3,740	8.9 (0.5)		3,910	8.0 (0.7)		3,852	9.7 (0.6)		3,869	9.4 (0.7)		3,457	9.3 (0.7)		3,264	8.3 (0.6)	
전북	-	-	-	-	-	-	3,548	8.9 (0.6)		3,757	9.6 (0.5)		3,799	8.9 (0.8)		3,778	8.6 (0.4)		3,382	9.4 (0.5)		3,133	10.2 (0.7)	
전남	-	-	-	-	-	-	3,661	9.1 (0.5)		3,581	7.8 (0.6)		3,381	10.3 (0.7)		3,381	10.5 (0.7)		3,434	9.9 (0.7)		2,906	8.8 (0.6)	
경북	-	-	-	-	-	-	4,497	10.5 (0.5)		4,589	10.3 (0.5)		4,589	11.1 (0.6)		4,515	9.6 (0.6)		4,028	9.3 (0.6)		3,755	8.8 (0.6)	
경남	-	-	-	-	-	-	5,014	9.5 (0.5)		4,849	9.1 (0.5)		4,933	10.3 (0.5)		4,810	9.3 (0.6)		4,733	9.9 (0.4)		4,920	10.5 (0.5)	
제주	-	-	-	-	-	-	2,638	9.1 (0.7)		2,485	9.4 (0.5)		2,336	8.7 (0.6)		2,329	9.5 (0.6)		1,795	9.6 (0.4)		1,743	10.3 (0.7)	
<b>남학생</b>																								
전 체	-	-	-	-	-	-	39,466	9.6 (0.2)		39,278	8.8 (0.2)		39,612	10.1 (0.2)		38,391	9.8 (0.2)		37,873	9.6 (0.2)		38,221	9.5 (0.2)	
<b>학 년</b>																								
중1	-	-	-	-	-	-	7,102	11.9 (0.5)		6,893	11.2 (0.5)		6,933	12.7 (0.5)		6,519	14.2 (0.5)		6,548	12.1 (0.4)		6,364	12.3 (0.4)	
중2	-	-	-	-	-	-	6,810	10.9 (0.5)		6,938	9.8 (0.4)		6,965	11.7 (0.4)		6,620	10.9 (0.4)		6,413	11.0 (0.4)		6,394	10.9 (0.4)	
중3	-	-	-	-	-	-	6,709	9.9 (0.4)		6,900	8.6 (0.4)		7,035	9.6 (0.4)		6,817	9.9 (0.5)		6,589	9.2 (0.4)		6,525	9.8 (0.4)	
고1	-	-	-	-	-	-	6,602	8.4 (0.3)		6,674	7.6 (0.3)		6,890	8.8 (0.4)		6,229	8.5 (0.4)		6,386	8.9 (0.4)		6,606	8.2 (0.3)	
고2	-	-	-	-	-	-	6,199	8.3 (0.4)		6,067	7.8 (0.4)		6,104	9.8 (0.5)		6,273	8.6 (0.4)		5,954	8.5 (0.4)		6,221	8.5 (0.4)	
고3	-	-	-	-	-	-	6,044	7.3 (0.4)		5,806	7.3 (0.3)		5,685	8.1 (0.5)		5,933	7.1 (0.4)		5,983	7.9 (0.4)		6,111	7.3 (0.3)	
<b>학교급</b>																								
중학교	-	-	-	-	-	-	20,621	10.9 (0.3)		20,731	9.9 (0.3)		20,933	11.3 (0.2)		19,956	11.6 (0.3)		19,550	10.7 (0.3)		19,283	11.0 (0.2)	
고등학교	-	-	-	-	-	-	18,845	8.0 (0.2)		18,547	7.6 (0.2)		18,679	8.9 (0.3)		18,435	8.1 (0.2)		18,323	8.5 (0.2)		18,938	8.0 (0.2)	
일반계고	-	-	-	-	-	-	13,278	8.0 (0.3)		14,247	7.5 (0.2)		14,278	8.7 (0.3)		14,042	7.9 (0.3)		13,946	8.2 (0.2)		14,458	8.1 (0.2)	
특성화계고	-	-	-	-	-	-	5,567	8.0 (0.4)		4,300	7.7 (0.4)		4,401	9.7 (0.4)		4,393	8.5 (0.4)		4,377	9.4 (0.4)		4,480	7.8 (0.4)	

※최근 30일 동안 체중 유지를 위해 노력한 적이 있는 사람의 분율



(계속: 월간 체중유지 시도율)

(단위: %)

구 분	'05			'06			'07			'08			'09			'10			'11			'12		
	N	분	입(표준오차)	N	분	입(표준오차)	N	분	입(표준오차)	N	분	입(표준오차)	N	분	입(표준오차)	N	분	입(표준오차)	N	분	입(표준오차)	N	분	입(표준오차)
<b>지 역</b>																								
서울	-	-	-	-	-	-	4,403	9.8	(0.4)	4,122	8.2	(0.5)	4,224	10.6	(0.5)	4,018	10.7	(0.4)	5,428	10.2	(0.4)	5,266	10.5	(0.4)
부산	-	-	-	-	-	-	2,903	8.9	(0.5)	2,793	8.4	(0.5)	2,748	10.1	(0.5)	2,804	11.0	(0.6)	2,781	9.7	(0.6)	2,807	9.7	(0.7)
대구	-	-	-	-	-	-	2,626	9.7	(0.5)	2,618	9.1	(0.5)	2,682	10.7	(0.5)	2,650	9.9	(0.5)	2,391	10.0	(0.7)	2,624	9.5	(0.5)
인천	-	-	-	-	-	-	2,576	9.4	(0.8)	2,830	9.2	(0.5)	2,792	10.4	(0.6)	2,566	9.7	(0.6)	2,183	9.2	(0.7)	2,237	9.2	(0.7)
광주	-	-	-	-	-	-	2,193	9.4	(0.5)	2,183	7.1	(0.8)	2,253	10.1	(0.6)	2,149	10.0	(0.5)	1,714	9.2	(0.7)	1,689	8.3	(0.7)
대전	-	-	-	-	-	-	2,262	9.5	(0.5)	2,088	9.1	(0.6)	2,230	9.3	(0.7)	2,110	8.1	(0.5)	1,554	7.9	(0.4)	1,694	9.2	(0.5)
울산	-	-	-	-	-	-	1,949	10.0	(0.8)	1,994	8.8	(0.6)	2,098	11.0	(0.8)	2,170	10.0	(0.6)	1,453	9.5	(0.9)	1,329	11.0	(0.9)
경기	-	-	-	-	-	-	4,572	9.3	(0.6)	4,928	9.5	(0.5)	5,071	9.9	(0.4)	4,825	9.3	(0.4)	7,226	9.9	(0.4)	7,677	9.2	(0.3)
강원	-	-	-	-	-	-	1,708	9.5	(0.8)	1,927	9.3	(0.7)	1,885	9.3	(0.6)	1,771	8.6	(0.6)	1,360	8.4	(1.3)	1,235	7.5	(0.5)
충북	-	-	-	-	-	-	1,965	8.6	(0.6)	2,006	5.4	(0.5)	2,008	8.7	(0.8)	1,861	9.1	(0.8)	1,396	8.4	(0.6)	1,493	8.2	(0.6)
충남	-	-	-	-	-	-	1,960	10.3	(0.7)	1,981	7.5	(0.6)	1,963	9.2	(0.7)	1,975	9.4	(0.8)	1,792	8.4	(0.5)	1,680	8.2	(0.7)
전북	-	-	-	-	-	-	1,907	8.8	(0.8)	1,997	9.3	(0.5)	1,983	9.1	(1.1)	2,005	8.9	(0.8)	1,638	9.4	(0.7)	1,470	10.4	(1.1)
전남	-	-	-	-	-	-	1,856	9.4	(0.8)	1,810	8.9	(0.6)	1,734	10.3	(1.1)	1,752	11.0	(1.0)	1,623	9.8	(1.2)	1,436	8.6	(1.0)
경북	-	-	-	-	-	-	2,616	10.9	(0.7)	2,272	10.2	(0.6)	2,182	11.4	(0.8)	2,136	9.8	(0.9)	2,010	9.1	(1.0)	2,034	8.9	(0.7)
경남	-	-	-	-	-	-	2,688	10.1	(0.8)	2,352	8.8	(0.9)	2,426	10.2	(0.9)	2,318	10.0	(1.0)	2,419	9.5	(0.6)	2,570	9.9	(0.5)
제주	-	-	-	-	-	-	1,282	9.0	(1.1)	1,377	8.2	(0.4)	1,333	8.9	(0.7)	1,281	10.4	(0.5)	905	11.0	(0.6)	980	11.2	(1.1)
<b>여학생</b>																								
전 체	-	-	-	-	-	-	35,232	9.3	(0.2)	35,960	8.9	(0.2)	35,454	10.7	(0.2)	34,847	9.8	(0.2)	37,770	10.1	(0.2)	35,965	9.6	(0.2)
<b>학 년</b>																								
중1	-	-	-	-	-	-	5,933	11.0	(0.5)	6,144	11.9	(0.5)	5,781	13.6	(0.6)	5,949	12.6	(0.4)	6,180	13.2	(0.4)	5,998	12.1	(0.4)
중2	-	-	-	-	-	-	6,039	10.7	(0.5)	6,118	9.6	(0.5)	5,903	11.0	(0.5)	5,879	9.8	(0.5)	6,490	11.4	(0.4)	5,990	10.1	(0.4)
중3	-	-	-	-	-	-	6,227	8.6	(0.4)	5,950	8.5	(0.4)	5,792	10.4	(0.4)	5,786	9.5	(0.5)	6,254	9.3	(0.4)	6,026	9.2	(0.4)
고1	-	-	-	-	-	-	6,207	9.1	(0.4)	6,046	7.8	(0.3)	5,587	10.5	(0.5)	5,792	10.3	(0.4)	6,183	9.1	(0.4)	5,845	8.9	(0.4)
고2	-	-	-	-	-	-	5,397	8.5	(0.5)	6,308	7.9	(0.4)	6,323	9.1	(0.4)	5,851	9.0	(0.4)	6,554	9.2	(0.4)	6,094	8.3	(0.4)
고3	-	-	-	-	-	-	5,429	7.8	(0.4)	5,394	7.4	(0.4)	6,068	9.3	(0.4)	5,590	7.4	(0.4)	6,109	8.3	(0.4)	6,012	9.5	(0.4)
<b>학교급</b>																								
중학교	-	-	-	-	-	-	18,199	10.1	(0.3)	18,212	10.0	(0.3)	17,476	11.6	(0.3)	17,614	10.6	(0.3)	18,924	11.3	(0.3)	18,014	10.4	(0.3)
고등학교	-	-	-	-	-	-	17,033	8.5	(0.3)	17,748	7.7	(0.2)	17,978	9.7	(0.2)	17,233	8.9	(0.2)	18,846	8.9	(0.2)	17,951	8.9	(0.2)
일반계고	-	-	-	-	-	-	11,773	9.0	(0.3)	12,561	8.0	(0.3)	13,102	9.8	(0.3)	12,803	9.5	(0.3)	13,332	9.3	(0.3)	13,985	9.2	(0.3)
특성화계고	-	-	-	-	-	-	5,260	7.1	(0.4)	5,187	7.0	(0.3)	4,876	9.3	(0.4)	4,430	7.0	(0.4)	5,514	7.5	(0.4)	3,966	7.9	(0.4)
<b>지 역</b>																								
서울	-	-	-	-	-	-	3,999	10.0	(0.5)	3,955	7.6	(0.4)	3,983	10.8	(0.5)	3,830	10.9	(0.5)	5,927	10.8	(0.4)	6,107	10.2	(0.4)
부산	-	-	-	-	-	-	2,627	10.4	(0.6)	2,708	10.2	(0.6)	2,720	13.6	(0.6)	2,499	10.5	(0.7)	2,376	11.6	(0.7)	2,132	10.1	(0.6)
대구	-	-	-	-	-	-	2,537	8.6	(0.5)	2,435	9.1	(0.6)	2,381	9.8	(0.5)	2,380	9.8	(0.6)	2,048	9.1	(0.6)	1,688	9.5	(0.7)
인천	-	-	-	-	-	-	2,546	10.0	(0.5)	2,410	9.6	(0.5)	2,334	9.4	(0.4)	2,442	8.9	(0.5)	2,333	9.4	(0.6)	2,065	10.1	(0.8)
광주	-	-	-	-	-	-	1,883	9.6	(0.5)	1,828	8.0	(0.6)	1,857	11.3	(0.7)	1,875	10.4	(0.6)	1,595	10.0	(0.7)	1,460	9.7	(1.2)
대전	-	-	-	-	-	-	1,608	9.0	(0.6)	1,923	8.9	(0.6)	1,718	12.6	(0.9)	1,764	10.6	(0.7)	1,449	8.5	(0.8)	1,281	9.8	(0.9)
울산	-	-	-	-	-	-	1,774	9.7	(0.6)	1,671	8.6	(0.5)	1,537	11.3	(0.8)	1,308	10.8	(0.8)	1,460	10.7	(0.6)	1,189	9.9	(0.8)
경기	-	-	-	-	-	-	4,189	9.1	(0.5)	4,404	9.2	(0.5)	4,359	10.9	(0.5)	4,219	10.0	(0.5)	7,201	10.4	(0.4)	7,981	9.5	(0.3)
강원	-	-	-	-	-	-	1,644	9.3	(0.8)	1,593	8.3	(0.5)	1,668	8.8	(0.9)	1,676	7.9	(0.8)	1,362	8.5	(0.7)	1,251	8.5	(1.4)
충북	-	-	-	-	-	-	1,636	8.8	(0.6)	1,651	9.3	(1.0)	1,628	8.5	(1.0)	1,639	6.7	(0.5)	1,577	8.0	(0.7)	1,260	7.6	(0.8)
충남	-	-	-	-	-	-	1,780	7.2	(0.6)	1,929	8.5	(1.2)	1,889	10.2	(0.9)	1,894	9.4	(1.0)	1,665	10.3	(1.5)	1,584	8.4	(0.9)
전북	-	-	-	-	-	-	1,641	9.0	(0.8)	1,760	9.9	(0.9)	1,816	8.8	(0.9)	1,773	8.2	(0.7)	1,744	9.4	(0.8)	1,663	9.8	(0.5)
전남	-	-	-	-	-	-	1,805	8.8	(0.6)	1,771	6.6	(0.6)	1,647	10.3	(1.0)	1,629	10.0	(0.9)	1,811	9.9	(0.6)	1,470	9.1	(0.7)
경북	-	-	-	-	-	-	1,881	10.1	(0.7)	2,317	10.5	(0.7)	2,407	10.8	(1.0)	2,379	9.5	(0.6)	2,018	9.4	(0.8)	1,721	8.8	(0.8)
경남	-	-	-	-	-	-	2,326	8.7	(0.6)	2,497	9.4	(0.6)	2,507	10.3	(0.6)	2,492	8.4	(0.8)	2,314	10.3	(0.6)	2,350	11.1	(0.9)
제주	-	-	-	-	-	-	1,356	9.2	(0.7)	1,108	10.7	(0.5)	1,003	8.5	(0.8)	1,048	8.6	(1.0)	890	8.1	(0.7)	763	9.3	(0.7)



결과표32. 월간 체중감소 시도자의 부적절한 체중감소방법 시도율

(단위: %)

구 분	'05			'06			'07			'08			'09			'10			'11			'12		
	N	분율(표준오차)		N	분율(표준오차)		N	분율(표준오차)		N	분율(표준오차)		N	분율(표준오차)		N	분율(표준오차)		N	분율(표준오차)		N	분율(표준오차)	
<b>전 체</b>																								
전 체	-	-	-	-	-	-	23,499	23.1 (0.3)		22,985	18.3 (0.3)		24,513	17.6 (0.3)		24,583	19.3 (0.4)		26,406	18.6 (0.3)		24,166	17.9 (0.3)	
<b>학 년</b>																								
중1	-	-	-	-	-	-	3,876	20.0 (0.7)		3,738	14.7 (0.7)		4,011	14.0 (0.8)		4,100	15.7 (0.7)		4,296	13.1 (0.6)		3,836	13.4 (0.6)	
중2	-	-	-	-	-	-	4,085	21.2 (0.7)		4,122	16.5 (0.7)		4,251	16.2 (0.6)		4,390	17.1 (0.8)		4,616	17.1 (0.6)		3,939	15.4 (0.6)	
중3	-	-	-	-	-	-	4,355	22.0 (0.8)		4,053	17.2 (0.7)		4,419	18.4 (0.6)		4,485	19.8 (0.7)		4,729	20.1 (0.6)		4,262	18.0 (0.6)	
고1	-	-	-	-	-	-	4,237	23.5 (0.9)		4,191	18.7 (0.7)		4,299	18.9 (0.7)		4,186	18.9 (0.8)		4,627	19.8 (0.7)		4,043	17.5 (0.6)	
고2	-	-	-	-	-	-	3,927	24.6 (0.7)		4,017	21.7 (0.9)		4,365	18.9 (0.7)		4,255	20.7 (0.8)		4,723	20.2 (0.6)		4,358	20.1 (0.7)	
고3	-	-	-	-	-	-	3,019	28.8 (1.1)		2,864	21.8 (1.0)		3,168	19.7 (0.9)		3,167	24.6 (1.0)		3,415	21.8 (0.8)		3,728	22.5 (0.8)	
<b>학교급</b>																								
중학교	-	-	-	-	-	-	12,316	21.1 (0.4)		11,913	16.2 (0.4)		12,681	16.3 (0.4)		12,975	17.6 (0.5)		13,641	16.9 (0.4)		12,037	15.7 (0.4)	
고등학교	-	-	-	-	-	-	11,183	25.3 (0.6)		11,072	20.6 (0.6)		11,832	19.1 (0.5)		11,608	21.2 (0.6)		12,765	20.5 (0.4)		12,129	20.0 (0.5)	
일반계고	-	-	-	-	-	-	7,349	22.5 (0.7)		7,536	17.9 (0.7)		8,418	17.4 (0.5)		8,446	19.1 (0.6)		8,875	18.7 (0.5)		9,112	18.1 (0.5)	
특성화계고	-	-	-	-	-	-	3,834	31.7 (1.1)		3,536	26.7 (1.0)		3,414	23.7 (1.1)		3,162	27.0 (1.1)		3,890	25.8 (0.9)		3,017	25.3 (1.0)	
<b>지 역</b>																								
서울	-	-	-	-	-	-	2,684	22.7 (0.8)		2,613	19.0 (0.9)		2,813	17.9 (0.7)		2,661	20.4 (0.9)		3,961	18.7 (0.7)		3,977	18.2 (0.7)	
부산	-	-	-	-	-	-	1,811	23.4 (1.2)		1,578	16.6 (1.2)		1,718	15.3 (0.7)		1,745	17.9 (0.9)		1,670	18.8 (1.0)		1,494	16.2 (1.1)	
대구	-	-	-	-	-	-	1,688	20.7 (1.0)		1,563	17.0 (1.0)		1,684	15.3 (0.9)		1,678	18.0 (1.1)		1,544	17.2 (1.0)		1,302	17.0 (1.5)	
인천	-	-	-	-	-	-	1,677	20.9 (1.2)		1,640	18.2 (1.2)		1,638	18.6 (1.2)		1,697	18.5 (1.1)		1,564	18.0 (1.2)		1,422	18.0 (1.0)	
광주	-	-	-	-	-	-	1,239	26.7 (2.0)		1,120	18.3 (1.9)		1,246	17.8 (1.0)		1,285	18.6 (1.1)		1,116	19.2 (1.3)		996	18.4 (1.3)	
대전	-	-	-	-	-	-	1,133	22.4 (1.4)		1,209	19.5 (1.5)		1,213	20.3 (1.5)		1,237	17.7 (1.2)		1,026	15.6 (0.9)		936	17.8 (2.0)	
울산	-	-	-	-	-	-	1,193	25.2 (1.5)		1,118	20.6 (1.0)		1,159	19.5 (1.8)		1,076	17.9 (1.3)		1,072	18.5 (1.2)		770	17.4 (1.9)	
경기	-	-	-	-	-	-	2,733	21.8 (0.9)		2,790	17.2 (0.7)		3,078	16.8 (0.9)		2,992	18.8 (1.0)		5,122	18.9 (0.6)		5,059	16.8 (0.6)	
강원	-	-	-	-	-	-	1,027	28.5 (1.9)		1,085	18.8 (1.4)		1,142	20.4 (1.2)		1,185	22.3 (1.8)		932	22.6 (1.6)		848	24.1 (2.1)	
충북	-	-	-	-	-	-	1,139	25.5 (1.1)		1,146	18.4 (1.2)		1,172	17.4 (1.2)		1,179	20.0 (1.7)		1,047	20.9 (1.4)		844	17.2 (1.4)	
충남	-	-	-	-	-	-	1,182	24.5 (1.3)		1,228	17.1 (1.4)		1,242	19.5 (1.4)		1,336	20.9 (1.3)		1,202	18.3 (1.3)		1,121	19.1 (1.2)	
전북	-	-	-	-	-	-	1,123	23.2 (1.4)		1,100	19.9 (1.4)		1,299	18.1 (1.5)		1,269	17.6 (1.3)		1,174	19.9 (1.4)		1,097	19.4 (1.6)	
전남	-	-	-	-	-	-	1,076	26.7 (1.6)		1,055	21.2 (1.7)		1,105	18.7 (1.8)		1,102	18.4 (1.6)		1,212	16.9 (1.3)		896	17.7 (1.7)	
경북	-	-	-	-	-	-	1,334	23.7 (1.7)		1,425	17.2 (1.5)		1,531	19.5 (1.2)		1,541	17.7 (1.1)		1,421	17.7 (1.3)		1,201	17.2 (1.8)	
경남	-	-	-	-	-	-	1,588	22.9 (1.3)		1,545	19.5 (2.1)		1,667	17.0 (0.9)		1,784	22.6 (1.0)		1,721	18.6 (1.5)		1,646	19.4 (1.2)	
제주	-	-	-	-	-	-	872	24.1 (1.3)		770	18.6 (1.4)		806	17.0 (1.2)		816	21.1 (1.8)		622	20.8 (1.8)		557	17.9 (1.6)	
<b>남학생</b>																								
전 체	-	-	-	-	-	-	8,965	17.8 (0.5)		8,731	13.4 (0.5)		9,225	13.1 (0.4)		9,339	15.2 (0.5)		9,107	13.5 (0.4)		8,521	14.0 (0.4)	
<b>학 년</b>																								
중1	-	-	-	-	-	-	1,672	17.5 (1.1)		1,585	13.0 (0.9)		1,794	11.9 (0.9)		1,664	15.5 (1.1)		1,683	11.2 (0.8)		1,501	12.5 (0.8)	
중2	-	-	-	-	-	-	1,555	16.5 (1.0)		1,585	14.0 (1.1)		1,614	12.6 (0.9)		1,675	13.2 (0.9)		1,550	12.2 (0.9)		1,367	11.7 (0.9)	
중3	-	-	-	-	-	-	1,548	15.0 (1.0)		1,470	12.8 (1.0)		1,641	13.2 (1.0)		1,676	15.4 (1.2)		1,613	14.5 (0.9)		1,375	14.5 (0.9)	
고1	-	-	-	-	-	-	1,500	17.5 (1.1)		1,543	11.8 (1.0)		1,612	15.1 (1.3)		1,450	13.1 (1.2)		1,538	13.0 (1.0)		1,453	13.2 (0.9)	
고2	-	-	-	-	-	-	1,509	19.1 (1.0)		1,380	13.9 (1.1)		1,413	12.9 (1.1)		1,548	14.7 (1.2)		1,485	13.8 (0.9)		1,411	14.1 (1.0)	
고3	-	-	-	-	-	-	1,181	22.8 (1.5)		1,168	15.4 (1.2)		1,151	13.0 (1.2)		1,326	19.8 (1.5)		1,238	17.0 (1.0)		1,414	17.8 (1.1)	
<b>학교급</b>																								
중학교	-	-	-	-	-	-	4,775	16.3 (0.6)		4,640	13.3 (0.6)		5,049	12.6 (0.5)		5,015	14.7 (0.6)		4,846	12.6 (0.5)		4,243	12.9 (0.5)	
고등학교	-	-	-	-	-	-	4,190	19.6 (0.7)		4,091	13.6 (0.7)		4,176	13.7 (0.7)		4,324	15.8 (0.8)		4,261	14.4 (0.6)		4,278	15.1 (0.6)	
일반계고	-	-	-	-	-	-	2,833	17.8 (0.8)		3,042	12.2 (0.8)		3,171	11.8 (0.7)		3,306	14.4 (1.0)		3,210	13.5 (0.6)		3,174	13.7 (0.6)	
특성화계고	-	-	-	-	-	-	1,357	23.6 (1.4)		1,049	16.9 (1.5)		1,005	18.9 (1.9)		1,018	20.0 (1.3)		1,051	17.2 (1.3)		1,104	18.8 (1.2)	

※ 월간 체중감소 시도자 중에서 최근 30일 동안 부적절한 방법(단식, 의사처방 없이 마음대로 살 빼는 약 복용, 설사약 또는 이뇨제, 식사 후 구토, 한 가지 음식만 먹는 다이어트)으로 체중 감소를 시도한 적이 있는 사람의 분율



(계속: 월간 체중감소 시도자의 부적절한 체중감소방법 시도율)

(단위: %)

구 분	'05			'06			'07			'08			'09			'10			'11			'12		
	N	분	입(표준오차)	N	분	입(표준오차)	N	분	입(표준오차)	N	분	입(표준오차)	N	분	입(표준오차)	N	분	입(표준오차)	N	분	입(표준오차)	N	분	입(표준오차)
<b>지 역</b>																								
서울	-	-	-	-	-	-	1,040	18.4	(1.2)	987	14.4	(1.1)	1,052	13.9	(1.0)	1,010	16.8	(1.6)	1,352	15.8	(1.0)	1,263	15.4	(1.1)
부산	-	-	-	-	-	-	695	17.0	(1.6)	600	12.1	(1.4)	616	12.8	(1.3)	678	14.6	(1.4)	638	12.5	(1.4)	619	15.4	(1.4)
대구	-	-	-	-	-	-	606	17.4	(1.2)	605	9.2	(1.0)	643	10.9	(1.3)	655	13.4	(1.1)	595	12.7	(1.4)	537	9.3	(1.0)
인천	-	-	-	-	-	-	621	14.3	(1.5)	641	13.2	(1.3)	604	11.9	(1.3)	620	12.4	(1.3)	513	10.8	(1.2)	493	15.0	(1.7)
광주	-	-	-	-	-	-	489	19.8	(1.6)	460	11.9	(1.3)	500	13.9	(2.9)	500	12.3	(1.1)	409	13.9	(1.4)	389	13.2	(1.4)
대전	-	-	-	-	-	-	508	16.4	(1.3)	462	12.8	(1.8)	546	15.4	(2.5)	491	12.4	(1.3)	366	10.6	(1.0)	358	10.5	(1.6)
울산	-	-	-	-	-	-	442	19.0	(1.8)	434	15.4	(1.8)	514	13.9	(1.5)	529	13.6	(1.1)	386	14.2	(1.6)	286	14.2	(2.1)
경기	-	-	-	-	-	-	1,064	16.5	(1.2)	1,088	12.4	(1.1)	1,209	12.0	(1.0)	1,154	14.8	(1.4)	1,731	12.8	(0.8)	1,724	12.7	(0.8)
강원	-	-	-	-	-	-	354	20.9	(2.9)	444	14.3	(1.2)	413	17.3	(2.4)	466	15.9	(1.6)	330	16.3	(2.7)	270	18.6	(2.9)
충북	-	-	-	-	-	-	454	20.5	(2.0)	478	13.8	(1.4)	432	12.5	(1.7)	409	12.5	(1.4)	323	16.9	(1.9)	304	12.3	(1.6)
충남	-	-	-	-	-	-	436	21.8	(1.4)	432	14.9	(2.7)	425	13.2	(1.8)	517	15.3	(1.4)	439	12.0	(1.1)	389	16.8	(2.2)
전북	-	-	-	-	-	-	424	17.3	(2.1)	415	12.1	(1.7)	495	12.4	(2.2)	480	16.3	(2.3)	367	13.9	(2.5)	356	16.6	(2.5)
전남	-	-	-	-	-	-	388	18.3	(2.0)	355	16.2	(2.2)	389	12.7	(2.9)	409	14.2	(2.8)	377	14.7	(2.4)	287	13.6	(2.2)
경북	-	-	-	-	-	-	573	18.7	(2.3)	473	12.6	(1.8)	487	16.9	(2.6)	504	13.7	(1.5)	451	10.5	(1.6)	451	16.0	(1.7)
경남	-	-	-	-	-	-	585	18.5	(2.1)	505	17.2	(2.7)	561	12.4	(1.4)	583	21.4	(2.0)	615	13.3	(1.5)	564	12.8	(0.8)
제주	-	-	-	-	-	-	286	21.6	(3.2)	352	14.5	(2.2)	339	13.0	(1.7)	334	16.6	(2.1)	215	15.6	(2.1)	231	12.3	(1.7)
<b>여학생</b>																								
전 체	-	-	-	-	-	-	14,534	26.4	(0.4)	14,254	21.4	(0.5)	15,288	20.4	(0.4)	15,244	21.9	(0.5)	17,299	21.7	(0.3)	15,645	20.1	(0.4)
<b>학 년</b>																								
중1	-	-	-	-	-	-	2,204	21.9	(0.9)	2,153	16.0	(0.9)	2,217	15.6	(1.1)	2,436	15.9	(0.9)	2,613	14.4	(0.7)	2,335	14.1	(0.8)
중2	-	-	-	-	-	-	2,530	24.2	(0.9)	2,537	18.1	(1.0)	2,637	18.3	(0.8)	2,715	19.5	(1.1)	3,066	19.7	(0.8)	2,572	17.4	(0.8)
중3	-	-	-	-	-	-	2,807	26.1	(0.9)	2,583	19.8	(1.0)	2,778	21.3	(0.9)	2,809	22.3	(0.9)	3,116	23.2	(0.8)	2,887	19.7	(0.8)
고1	-	-	-	-	-	-	2,737	27.1	(1.3)	2,648	22.8	(0.9)	2,687	21.0	(0.8)	2,736	22.3	(1.1)	3,089	23.4	(0.9)	2,590	19.9	(0.8)
고2	-	-	-	-	-	-	2,418	28.0	(1.0)	2,637	26.5	(1.2)	2,952	22.4	(1.0)	2,707	24.2	(1.1)	3,238	23.8	(0.8)	2,947	23.2	(0.9)
고3	-	-	-	-	-	-	1,838	33.0	(1.5)	1,696	26.7	(1.4)	2,017	24.2	(1.3)	1,841	28.2	(1.3)	2,177	25.1	(1.1)	2,314	25.7	(1.1)
<b>학교급</b>																								
중학교	-	-	-	-	-	-	7,541	24.2	(0.5)	7,273	18.1	(0.5)	7,632	18.6	(0.5)	7,960	19.5	(0.7)	8,795	19.4	(0.4)	7,794	17.3	(0.5)
고등학교	-	-	-	-	-	-	6,993	28.9	(0.7)	6,981	25.1	(0.7)	7,656	22.3	(0.6)	7,284	24.6	(0.7)	8,504	24.0	(0.5)	7,851	22.8	(0.6)
일반계 고	-	-	-	-	-	-	4,516	25.5	(0.8)	4,494	21.8	(0.9)	5,247	20.8	(0.6)	5,140	22.2	(0.8)	5,665	21.7	(0.6)	5,938	20.6	(0.6)
특성화계 고	-	-	-	-	-	-	2,477	36.7	(1.3)	2,487	32.6	(1.1)	2,409	26.4	(1.5)	2,144	31.0	(1.4)	2,839	30.5	(0.9)	1,913	29.3	(1.2)
<b>지 역</b>																								
서울	-	-	-	-	-	-	1,644	25.4	(1.0)	1,626	22.0	(1.1)	1,761	20.4	(0.9)	1,651	22.6	(1.1)	2,609	20.4	(0.9)	2,714	19.9	(0.8)
부산	-	-	-	-	-	-	1,116	27.8	(1.5)	978	19.8	(1.5)	1,102	16.9	(0.8)	1,067	20.1	(1.3)	1,032	22.7	(1.2)	875	16.7	(1.5)
대구	-	-	-	-	-	-	1,082	22.9	(1.4)	958	22.7	(1.2)	1,041	18.2	(0.9)	1,023	21.2	(1.6)	949	20.0	(1.1)	765	21.0	(1.9)
인천	-	-	-	-	-	-	1,056	25.1	(1.3)	999	21.3	(1.6)	1,034	22.2	(1.4)	1,077	22.2	(1.3)	1,051	22.0	(1.2)	929	19.6	(1.2)
광주	-	-	-	-	-	-	750	30.9	(2.5)	660	22.5	(2.7)	746	20.1	(1.3)	785	22.3	(1.3)	707	22.3	(1.5)	607	21.5	(1.9)
대전	-	-	-	-	-	-	625	26.3	(1.9)	747	23.7	(1.9)	667	23.9	(1.6)	746	20.9	(1.5)	660	18.6	(1.4)	578	21.4	(2.5)
울산	-	-	-	-	-	-	751	29.4	(1.7)	684	24.0	(1.4)	645	23.3	(2.3)	547	20.9	(1.9)	686	21.3	(1.8)	484	19.3	(2.5)
경기	-	-	-	-	-	-	1,669	25.1	(1.1)	1,702	20.2	(0.9)	1,869	19.7	(1.1)	1,838	21.3	(1.4)	3,391	22.2	(0.7)	3,335	19.2	(0.8)
강원	-	-	-	-	-	-	673	32.8	(1.9)	641	21.6	(2.2)	729	22.0	(1.4)	719	26.4	(2.9)	602	26.3	(2.1)	578	26.9	(2.4)
충북	-	-	-	-	-	-	685	28.7	(1.2)	668	21.9	(1.9)	740	20.0	(1.8)	770	24.0	(2.2)	724	23.3	(1.6)	540	19.7	(1.5)
충남	-	-	-	-	-	-	746	26.1	(1.8)	796	18.5	(1.7)	817	23.1	(1.9)	819	24.8	(1.6)	763	22.0	(1.8)	732	20.5	(1.6)
전북	-	-	-	-	-	-	699	26.7	(1.4)	685	24.2	(1.5)	804	21.6	(2.0)	789	18.3	(1.7)	807	23.0	(1.7)	741	21.0	(2.1)
전남	-	-	-	-	-	-	688	31.7	(1.8)	700	24.3	(1.8)	716	22.1	(2.1)	693	21.1	(1.5)	835	18.1	(1.2)	609	19.9	(2.1)
경북	-	-	-	-	-	-	761	27.0	(2.2)	952	20.0	(2.2)	1,044	21.0	(1.3)	1,037	20.1	(1.6)	970	21.8	(1.2)	750	17.9	(2.6)
경남	-	-	-	-	-	-	1,003	25.5	(1.4)	1,040	20.9	(2.8)	1,106	20.0	(1.1)	1,201	23.3	(1.6)	1,106	22.0	(2.0)	1,082	22.9	(1.6)
제주	-	-	-	-	-	-	586	25.5	(1.0)	418	21.7	(2.1)	467	19.3	(2.1)	482	23.9	(2.2)	407	23.8	(2.2)	326	21.3	(1.5)



결과표33. 신체이미지 왜곡 인지율

(단위: %)


구 분	'05			'06			'07			'08			'09			'10			'11			'12		
	N	분율(표준오차)		N	분율(표준오차)		N	분율(표준오차)		N	분율(표준오차)		N	분율(표준오차)		N	분율(표준오차)		N	분율(표준오차)		N	분율(표준오차)	
<b>전 체</b>																								
전 체	-	-	-	-	-	-	-	-	-	63,970	28.2 (0.3)		63,815	30.3 (0.3)		62,238	29.5 (0.3)		64,281	29.0 (0.2)		62,589	28.6 (0.3)	
<b>학 년</b>																								
중1	-	-	-	-	-	-	-	-	-	11,084	28.5 (0.5)		10,771	29.1 (0.5)		10,445	28.1 (0.5)		10,687	27.1 (0.5)		10,316	26.0 (0.5)	
중2	-	-	-	-	-	-	-	-	-	11,151	27.7 (0.4)		11,002	30.3 (0.5)		10,656	29.4 (0.5)		11,038	27.6 (0.5)		10,418	27.4 (0.5)	
중3	-	-	-	-	-	-	-	-	-	11,027	28.3 (0.6)		10,971	29.5 (0.5)		10,815	28.9 (0.6)		10,986	28.6 (0.5)		10,649	28.7 (0.5)	
고1	-	-	-	-	-	-	-	-	-	10,800	27.2 (0.6)		10,632	30.9 (0.8)		10,314	29.4 (0.7)		10,759	29.2 (0.6)		10,604	28.5 (0.6)	
고2	-	-	-	-	-	-	-	-	-	10,611	28.9 (0.6)		10,607	30.0 (0.6)		10,402	30.3 (0.6)		10,736	30.2 (0.5)		10,517	30.2 (0.6)	
고3	-	-	-	-	-	-	-	-	-	9,297	28.8 (0.7)		9,832	32.4 (0.6)		9,606	31.2 (0.7)		10,075	31.0 (0.6)		10,085	30.7 (0.6)	
<b>학교급</b>																								
중학교	-	-	-	-	-	-	-	-	-	33,262	28.2 (0.3)		32,744	29.6 (0.3)		31,916	28.8 (0.3)		32,711	27.8 (0.3)		31,383	27.4 (0.3)	
고등학교	-	-	-	-	-	-	-	-	-	30,708	28.3 (0.4)		31,071	31.1 (0.5)		30,322	30.3 (0.5)		31,570	30.1 (0.4)		31,206	29.8 (0.5)	
일반계고	-	-	-	-	-	-	-	-	-	22,892	28.5 (0.5)		23,371	31.2 (0.6)		22,998	30.5 (0.6)		23,316	30.4 (0.5)		24,297	29.8 (0.5)	
특성화계고	-	-	-	-	-	-	-	-	-	7,816	27.5 (0.8)		7,700	30.9 (0.9)		7,324	29.4 (0.9)		8,254	29.3 (0.9)		6,909	29.7 (0.9)	
<b>지 역</b>																								
서울	-	-	-	-	-	-	-	-	-	6,789	29.1 (0.7)		6,943	30.9 (0.8)		6,686	29.7 (1.0)		9,596	28.6 (0.7)		9,695	28.4 (0.7)	
부산	-	-	-	-	-	-	-	-	-	4,703	28.7 (0.9)		4,632	29.1 (0.9)		4,489	29.4 (0.9)		4,380	29.4 (0.9)		4,171	28.3 (1.0)	
대구	-	-	-	-	-	-	-	-	-	4,266	28.5 (0.9)		4,303	30.8 (0.9)		4,315	30.1 (1.0)		3,798	28.7 (1.1)		3,648	29.4 (1.2)	
인천	-	-	-	-	-	-	-	-	-	4,444	29.2 (1.0)		4,364	29.7 (1.0)		4,270	31.2 (1.1)		3,844	27.3 (1.2)		3,610	26.2 (1.1)	
광주	-	-	-	-	-	-	-	-	-	3,506	27.6 (0.7)		3,600	32.0 (1.2)		3,534	29.7 (1.3)		2,833	28.7 (1.0)		2,693	29.1 (0.9)	
대전	-	-	-	-	-	-	-	-	-	3,436	27.9 (1.1)		3,304	30.4 (1.0)		3,322	30.2 (1.4)		2,562	28.5 (0.9)		2,524	29.3 (1.8)	
울산	-	-	-	-	-	-	-	-	-	3,154	28.5 (0.8)		3,123	32.2 (0.9)		2,959	31.5 (1.1)		2,495	32.6 (0.9)		2,148	30.3 (1.4)	
경기	-	-	-	-	-	-	-	-	-	8,014	27.8 (0.6)		8,072	30.3 (0.6)		7,672	28.7 (0.6)		12,404	29.6 (0.5)		13,385	28.9 (0.5)	
강원	-	-	-	-	-	-	-	-	-	2,944	27.6 (1.4)		2,980	27.9 (0.9)		2,876	30.3 (1.5)		2,232	27.5 (1.3)		2,011	26.4 (1.9)	
충북	-	-	-	-	-	-	-	-	-	3,063	27.0 (1.0)		3,089	29.4 (1.1)		2,949	29.6 (1.2)		2,503	27.6 (1.3)		2,298	28.1 (1.9)	
충남	-	-	-	-	-	-	-	-	-	3,265	26.5 (1.4)		3,222	30.2 (1.5)		3,212	28.7 (1.3)		2,908	29.0 (1.3)		2,706	30.3 (1.5)	
전북	-	-	-	-	-	-	-	-	-	3,224	28.3 (1.4)		3,243	31.5 (1.9)		3,257	30.6 (1.6)		2,912	30.0 (1.1)		2,595	27.4 (1.1)	
전남	-	-	-	-	-	-	-	-	-	3,113	28.0 (1.2)		2,943	29.0 (1.2)		2,919	28.3 (1.3)		2,965	28.4 (1.4)		2,436	28.7 (1.5)	
경북	-	-	-	-	-	-	-	-	-	3,890	27.6 (1.5)		3,903	30.2 (1.2)		3,806	27.9 (1.2)		3,373	28.8 (1.0)		3,107	29.0 (1.7)	
경남	-	-	-	-	-	-	-	-	-	4,141	28.4 (1.0)		4,208	30.8 (1.3)		4,079	30.2 (1.2)		4,001	28.9 (1.2)		4,145	29.3 (1.3)	
제주	-	-	-	-	-	-	-	-	-	2,018	28.7 (0.8)		1,886	29.6 (1.6)		1,893	31.9 (1.3)		1,475	29.6 (1.6)		1,417	29.1 (1.9)	
<b>남학생</b>																								
전 체	-	-	-	-	-	-	-	-	-	32,833	22.8 (0.3)		33,003	24.6 (0.3)		31,925	23.3 (0.3)		31,748	22.6 (0.2)		31,934	22.2 (0.2)	
<b>학 년</b>																								
중1	-	-	-	-	-	-	-	-	-	5,826	27.5 (0.7)		5,756	28.9 (0.7)		5,383	26.2 (0.7)		5,455	26.2 (0.7)		5,298	24.8 (0.6)	
중2	-	-	-	-	-	-	-	-	-	5,819	24.3 (0.6)		5,840	26.2 (0.7)		5,521	25.5 (0.7)		5,427	23.5 (0.6)		5,336	22.8 (0.6)	
중3	-	-	-	-	-	-	-	-	-	5,817	22.1 (0.6)		5,886	23.2 (0.6)		5,711	22.4 (0.6)		5,513	21.7 (0.6)		5,458	22.6 (0.6)	
고1	-	-	-	-	-	-	-	-	-	5,582	20.4 (0.5)		5,789	23.4 (0.7)		5,234	21.1 (0.6)		5,396	21.0 (0.6)		5,556	20.0 (0.5)	
고2	-	-	-	-	-	-	-	-	-	5,113	21.3 (0.7)		5,124	22.4 (0.7)		5,267	22.8 (0.6)		5,058	21.7 (0.5)		5,287	21.8 (0.6)	
고3	-	-	-	-	-	-	-	-	-	4,676	20.7 (0.7)		4,608	23.9 (0.7)		4,809	22.3 (0.7)		4,899	21.8 (0.6)		4,999	21.4 (0.6)	
<b>학교급</b>																								
중학교	-	-	-	-	-	-	-	-	-	17,462	24.6 (0.4)		17,482	26.0 (0.4)		16,615	24.6 (0.4)		16,395	23.7 (0.3)		16,092	23.4 (0.3)	
고등학교	-	-	-	-	-	-	-	-	-	15,371	20.8 (0.3)		15,521	23.2 (0.4)		15,310	22.1 (0.4)		15,353	21.5 (0.3)		15,842	21.1 (0.4)	
일반계고	-	-	-	-	-	-	-	-	-	11,846	21.4 (0.4)		11,864	23.2 (0.4)		11,697	22.5 (0.4)		11,673	22.0 (0.4)		12,180	21.3 (0.4)	
특성화계고	-	-	-	-	-	-	-	-	-	3,525	19.2 (0.7)		3,657	23.2 (1.0)		3,613	20.8 (0.7)		3,680	19.7 (0.7)		3,662	20.2 (0.7)	

※2007년 소아청소년 성장도표 연령별 체질량지수 기준 85백분위수 미만인 자 중에서 자신의 체형을 살이 찌 편이라고 인지하는 사람의 분율, 체질량지수(BMI)=체중(kg)/[신장(m)]<sup>2</sup>



(계속: 신체이미지 왜곡 인지율)

(단위: %)

구 분	'05			'06			'07			'08			'09			'10			'11			'12		
	N	분	일(표준오차)	N	분	일(표준오차)	N	분	일(표준오차)	N	분	일(표준오차)	N	분	일(표준오차)	N	분	일(표준오차)	N	분	일(표준오차)	N	분	일(표준오차)
<b>지 역</b>																								
서울	-	-	-	-	-	-	-	-	-	3,406	23.5	(0.7)	3,497	25.3	(0.7)	3,332	23.3	(0.8)	4,484	21.7	(0.6)	4,402	21.6	(0.6)
부산	-	-	-	-	-	-	-	-	-	2,335	23.9	(1.0)	2,254	23.1	(0.6)	2,280	24.1	(0.8)	2,294	23.1	(0.7)	2,324	23.6	(0.9)
대구	-	-	-	-	-	-	-	-	-	2,132	24.0	(0.8)	2,186	25.7	(1.0)	2,195	23.8	(0.6)	1,994	24.0	(0.9)	2,196	22.5	(0.6)
인천	-	-	-	-	-	-	-	-	-	2,349	23.0	(0.8)	2,327	23.1	(0.7)	2,145	24.5	(0.6)	1,850	19.8	(0.9)	1,875	19.9	(1.1)
광주	-	-	-	-	-	-	-	-	-	1,885	23.9	(0.8)	1,945	28.8	(2.3)	1,827	23.8	(1.0)	1,447	23.5	(0.9)	1,426	25.4	(1.1)
대전	-	-	-	-	-	-	-	-	-	1,720	21.2	(0.9)	1,801	24.4	(0.8)	1,783	23.0	(1.1)	1,301	22.8	(0.8)	1,440	21.8	(0.9)
울산	-	-	-	-	-	-	-	-	-	1,681	22.9	(0.9)	1,779	26.6	(0.9)	1,814	24.9	(0.8)	1,229	28.1	(1.0)	1,131	24.1	(1.0)
경기	-	-	-	-	-	-	-	-	-	4,161	22.2	(0.8)	4,238	24.5	(0.7)	4,018	22.9	(0.6)	6,132	23.0	(0.5)	6,465	22.5	(0.5)
강원	-	-	-	-	-	-	-	-	-	1,585	23.3	(1.2)	1,554	22.3	(0.9)	1,455	23.1	(0.7)	1,100	21.2	(0.8)	1,007	18.2	(0.9)
충북	-	-	-	-	-	-	-	-	-	1,673	22.2	(1.0)	1,685	23.3	(1.1)	1,569	22.7	(0.9)	1,154	21.0	(1.4)	1,245	20.5	(1.5)
충남	-	-	-	-	-	-	-	-	-	1,634	19.8	(0.7)	1,624	23.8	(1.2)	1,600	22.0	(1.0)	1,503	22.6	(0.9)	1,380	22.7	(1.0)
전북	-	-	-	-	-	-	-	-	-	1,719	23.2	(1.2)	1,675	25.1	(1.6)	1,688	24.1	(1.1)	1,422	24.9	(0.9)	1,197	20.9	(1.4)
전남	-	-	-	-	-	-	-	-	-	1,566	22.1	(0.9)	1,504	24.3	(1.2)	1,499	22.6	(1.0)	1,387	21.5	(1.1)	1,220	23.8	(1.3)
경북	-	-	-	-	-	-	-	-	-	1,903	21.2	(1.4)	1,832	25.8	(1.3)	1,753	21.9	(0.8)	1,676	22.5	(1.4)	1,678	22.1	(1.2)
경남	-	-	-	-	-	-	-	-	-	1,990	23.6	(1.2)	2,038	24.1	(1.2)	1,921	24.4	(1.3)	2,034	21.7	(0.9)	2,164	22.7	(1.1)
제주	-	-	-	-	-	-	-	-	-	1,094	25.2	(0.9)	1,064	22.9	(1.0)	1,046	25.1	(0.9)	741	24.8	(2.0)	784	21.7	(1.6)
 <b>여학생</b>																								
전 체	-	-	-	-	-	-	-	-	-	31,137	34.1	(0.3)	30,812	36.5	(0.3)	30,313	36.1	(0.4)	32,533	35.8	(0.3)	30,655	35.6	(0.3)
<b>학 년</b>																								
중1	-	-	-	-	-	-	-	-	-	5,258	29.7	(0.7)	5,015	29.2	(0.7)	5,062	30.0	(0.8)	5,232	28.1	(0.7)	5,018	27.4	(0.6)
중2	-	-	-	-	-	-	-	-	-	5,332	31.4	(0.6)	5,162	34.8	(0.6)	5,135	33.5	(0.7)	5,611	31.9	(0.7)	5,082	32.3	(0.7)
중3	-	-	-	-	-	-	-	-	-	5,210	35.1	(0.9)	5,085	36.3	(0.7)	5,104	35.8	(0.8)	5,473	35.9	(0.6)	5,191	35.1	(0.7)
고1	-	-	-	-	-	-	-	-	-	5,218	34.6	(0.8)	4,843	39.3	(0.9)	5,080	38.5	(0.9)	5,363	38.2	(0.6)	5,048	37.7	(0.8)
고2	-	-	-	-	-	-	-	-	-	5,498	36.9	(0.7)	5,483	38.4	(0.7)	5,135	38.5	(0.8)	5,678	39.6	(0.6)	5,230	39.3	(0.7)
고3	-	-	-	-	-	-	-	-	-	4,621	37.3	(1.0)	5,224	41.1	(0.8)	4,797	40.7	(1.0)	5,176	41.1	(0.7)	5,086	41.0	(0.7)
<b>학교급</b>																								
중학교	-	-	-	-	-	-	-	-	-	15,800	32.1	(0.4)	15,262	33.4	(0.4)	15,301	33.2	(0.4)	16,316	32.1	(0.4)	15,291	31.7	(0.4)
고등학교	-	-	-	-	-	-	-	-	-	15,337	36.3	(0.5)	15,550	39.6	(0.4)	15,012	39.2	(0.5)	16,217	39.6	(0.4)	15,364	39.3	(0.5)
일 반 계 고	-	-	-	-	-	-	-	-	-	11,046	36.0	(0.6)	11,507	39.4	(0.4)	11,301	39.0	(0.6)	11,643	39.2	(0.4)	12,117	38.9	(0.5)
특성화학교	-	-	-	-	-	-	-	-	-	4,291	37.2	(0.8)	4,043	40.2	(1.0)	3,711	39.8	(0.9)	4,574	41.0	(0.7)	3,247	40.7	(0.9)
<b>지 역</b>																								
서울	-	-	-	-	-	-	-	-	-	3,383	35.0	(0.8)	3,446	36.8	(0.9)	3,354	36.4	(1.2)	5,112	35.8	(0.6)	5,293	35.6	(0.7)
부산	-	-	-	-	-	-	-	-	-	2,368	34.1	(1.0)	2,378	35.8	(1.0)	2,209	35.3	(1.2)	2,086	36.3	(1.1)	1,847	33.5	(1.3)
대구	-	-	-	-	-	-	-	-	-	2,134	33.6	(1.0)	2,117	36.4	(1.0)	2,120	36.9	(1.1)	1,804	33.8	(1.3)	1,452	37.1	(1.5)
인천	-	-	-	-	-	-	-	-	-	2,095	35.7	(0.8)	2,037	36.6	(0.9)	2,125	38.3	(0.9)	1,994	35.4	(1.0)	1,735	32.9	(1.3)
광주	-	-	-	-	-	-	-	-	-	1,621	31.5	(0.8)	1,655	35.4	(1.0)	1,707	35.8	(0.9)	1,386	34.0	(1.3)	1,267	33.0	(1.1)
대전	-	-	-	-	-	-	-	-	-	1,716	34.9	(1.1)	1,503	36.5	(1.2)	1,539	37.8	(1.5)	1,261	34.6	(1.3)	1,084	37.6	(2.2)
울산	-	-	-	-	-	-	-	-	-	1,473	35.1	(1.0)	1,344	38.6	(1.1)	1,145	39.0	(1.1)	1,266	37.8	(1.0)	1,017	37.4	(1.6)
경기	-	-	-	-	-	-	-	-	-	3,853	33.7	(0.7)	3,834	36.3	(0.8)	3,654	34.9	(0.9)	6,272	36.5	(0.6)	6,920	35.5	(0.6)
강원	-	-	-	-	-	-	-	-	-	1,359	32.2	(1.7)	1,426	34.0	(1.7)	1,421	38.0	(1.4)	1,132	34.1	(1.5)	1,004	35.6	(1.8)
충북	-	-	-	-	-	-	-	-	-	1,390	32.3	(1.1)	1,404	36.0	(1.5)	1,380	37.3	(1.9)	1,349	34.7	(1.5)	1,053	36.4	(1.7)
충남	-	-	-	-	-	-	-	-	-	1,631	33.7	(1.2)	1,598	37.3	(1.4)	1,612	35.9	(1.1)	1,405	36.0	(1.4)	1,326	38.4	(1.2)
전북	-	-	-	-	-	-	-	-	-	1,505	34.0	(1.4)	1,568	38.2	(1.0)	1,569	37.2	(1.2)	1,490	35.7	(1.4)	1,398	34.2	(1.3)
전남	-	-	-	-	-	-	-	-	-	1,547	34.2	(1.2)	1,439	34.2	(1.4)	1,420	34.3	(1.4)	1,578	35.8	(1.3)	1,216	34.0	(2.1)
경북	-	-	-	-	-	-	-	-	-	1,987	35.2	(1.4)	2,071	35.3	(1.1)	2,053	34.7	(1.3)	1,697	36.0	(1.3)	1,429	36.8	(1.8)
경남	-	-	-	-	-	-	-	-	-	2,151	33.8	(1.3)	2,170	38.3	(1.2)	2,158	36.4	(1.3)	1,967	37.1	(1.0)	1,981	36.7	(1.4)
제주	-	-	-	-	-	-	-	-	-	924	32.4	(0.7)	822	36.5	(1.7)	847	39.6	(1.6)	734	34.7	(2.2)	633	36.9	(1.5)



결과표34. 주3일 이상 격렬한 신체활동 실천율

(단위: %)

구 분	'05		'06		'07		'08		'09		'10		'11		'12	
	N	분율(표준오차)	N	분율(표준오차)	N	분율(표준오차)	N	분율(표준오차)	N	분율(표준오차)	N	분율(표준오차)	N	분율(표준오차)	N	분율(표준오차)
<b>전 체</b>																
전 체	58,224	32.5 (0.5)	71,404	31.9 (0.5)	74,698	29.9 (0.4)	75,238	31.8 (0.4)	75,066	31.6 (0.4)	73,238	33.0 (0.5)	75,643	34.1 (0.4)	74,186	33.6 (0.4)
<b>학 년</b>																
중1	12,167	38.6 (0.9)	12,876	40.0 (0.9)	13,035	38.6 (0.8)	13,037	42.8 (0.8)	12,714	43.4 (0.9)	12,468	45.5 (0.8)	12,728	45.7 (0.8)	12,362	43.1 (0.8)
중2	11,998	37.7 (0.9)	12,384	39.6 (0.9)	12,849	37.6 (0.7)	13,056	42.0 (0.8)	12,868	42.1 (0.9)	12,499	42.7 (0.9)	12,903	43.9 (0.8)	12,384	40.3 (0.8)
중3	11,384	32.1 (0.9)	12,160	32.5 (0.8)	12,936	30.9 (0.7)	12,850	31.3 (0.7)	12,827	31.8 (0.8)	12,603	35.5 (0.8)	12,843	34.9 (0.7)	12,551	36.3 (0.7)
고1	11,469	27.2 (1.0)	11,624	28.4 (1.1)	12,809	26.1 (1.1)	12,720	27.6 (0.9)	12,477	27.3 (1.0)	12,021	29.7 (1.1)	12,569	32.5 (0.9)	12,451	30.0 (0.9)
고2	11,206	24.7 (1.0)	11,450	27.0 (0.9)	11,596	25.1 (0.9)	12,375	26.1 (0.8)	12,427	26.0 (1.0)	12,124	26.5 (1.0)	12,508	27.7 (0.8)	12,315	28.0 (0.8)
고3	-	-	10,910	20.8 (0.9)	11,473	18.7 (0.8)	11,200	18.8 (0.7)	11,753	18.2 (0.7)	11,523	18.1 (0.7)	12,092	20.5 (0.6)	12,123	24.6 (0.8)
<b>학교급</b>																
중학교	35,549	36.3 (0.6)	37,420	37.4 (0.6)	38,820	35.7 (0.5)	38,943	38.7 (0.5)	38,409	39.0 (0.6)	37,570	41.2 (0.7)	38,474	41.4 (0.6)	37,297	39.9 (0.6)
고등학교	22,675	26.0 (0.8)	33,984	25.4 (0.7)	35,878	23.4 (0.7)	36,295	24.4 (0.6)	36,657	23.9 (0.6)	35,668	24.8 (0.7)	37,169	27.0 (0.6)	36,889	27.5 (0.7)
일반계고	15,801	25.3 (1.1)	23,505	24.6 (0.9)	25,051	22.4 (0.9)	26,808	23.5 (0.7)	27,380	23.1 (0.8)	26,845	24.0 (0.8)	27,278	26.7 (0.7)	28,443	27.4 (0.8)
특성화계고	6,874	27.8 (1.2)	10,479	27.6 (1.1)	10,827	26.3 (0.9)	9,487	27.0 (1.0)	9,277	26.4 (0.9)	8,823	27.4 (1.1)	9,891	28.0 (0.9)	8,446	27.9 (1.1)
<b>지 역</b>																
서울	6,604	34.2 (1.2)	7,855	32.6 (1.3)	8,402	32.0 (1.1)	8,077	34.2 (1.2)	8,207	32.9 (1.3)	7,848	35.2 (1.3)	11,355	36.9 (1.0)	11,373	35.6 (0.9)
부산	4,296	33.0 (1.8)	5,195	32.4 (1.9)	5,530	29.1 (1.4)	5,501	30.1 (1.3)	5,468	31.2 (1.7)	5,303	31.2 (1.6)	5,157	32.0 (1.5)	4,939	32.9 (1.7)
대구	4,109	32.9 (1.5)	4,953	31.1 (1.3)	5,163	27.3 (1.3)	5,053	32.4 (1.4)	5,063	30.7 (1.3)	5,030	32.8 (1.6)	4,439	32.1 (1.4)	4,312	32.7 (1.6)
인천	4,049	33.1 (2.1)	4,879	34.3 (1.6)	5,122	31.3 (1.9)	5,240	32.9 (1.3)	5,126	31.9 (1.7)	5,008	32.7 (1.4)	4,516	36.2 (2.0)	4,302	34.3 (2.1)
광주	3,076	29.8 (1.5)	3,846	30.0 (1.9)	4,076	26.4 (1.5)	4,011	29.5 (1.6)	4,110	27.7 (1.3)	4,024	32.4 (1.8)	3,309	31.7 (1.8)	3,149	28.4 (1.6)
대전	2,958	32.1 (2.2)	3,798	30.9 (1.7)	3,870	28.8 (1.5)	4,011	29.6 (1.3)	3,948	30.0 (1.4)	3,874	30.6 (1.6)	3,003	32.9 (1.7)	2,975	33.7 (2.1)
울산	2,691	35.5 (1.7)	3,561	31.7 (1.7)	3,723	29.3 (2.0)	3,665	30.1 (1.5)	3,635	32.1 (1.3)	3,478	31.4 (1.6)	2,913	32.0 (1.5)	2,518	32.4 (2.3)
경기	6,859	31.7 (1.2)	8,291	32.8 (1.2)	8,761	31.5 (1.2)	9,332	31.3 (0.9)	9,430	31.4 (1.0)	9,044	33.4 (1.1)	14,427	35.2 (0.7)	15,658	33.3 (0.7)
강원	2,635	32.2 (2.7)	3,402	32.9 (2.6)	3,352	30.0 (2.4)	3,520	30.7 (2.0)	3,553	30.1 (2.1)	3,447	33.0 (2.6)	2,722	32.7 (2.3)	2,486	32.8 (3.7)
충북	2,785	28.0 (2.4)	3,424	30.9 (2.3)	3,601	26.6 (1.9)	3,657	31.7 (2.5)	3,636	32.0 (2.1)	3,500	30.7 (2.2)	2,973	32.9 (1.9)	2,753	35.2 (2.6)
충남	2,868	31.8 (2.1)	3,624	31.4 (2.0)	3,740	28.5 (1.7)	3,910	32.2 (2.2)	3,852	32.3 (1.9)	3,869	33.2 (2.5)	3,457	31.5 (2.6)	3,264	30.9 (2.3)
전북	2,858	32.0 (2.4)	3,336	29.5 (2.0)	3,548	26.8 (1.7)	3,757	27.6 (1.4)	3,799	32.3 (1.7)	3,778	33.1 (2.9)	3,382	31.7 (2.3)	3,133	34.4 (2.7)
전남	2,929	32.2 (2.0)	3,564	29.1 (1.9)	3,661	28.0 (1.9)	3,581	34.6 (2.2)	3,381	35.9 (2.2)	3,381	33.4 (2.2)	3,434	32.1 (2.3)	2,906	34.0 (2.7)
경북	3,523	31.9 (2.2)	4,266	32.6 (2.0)	4,497	29.4 (1.8)	4,589	32.8 (1.9)	4,589	31.8 (2.3)	4,515	31.8 (2.2)	4,028	32.8 (1.9)	3,755	34.9 (2.7)
경남	3,947	32.9 (2.2)	4,848	29.4 (2.0)	5,014	28.9 (1.9)	4,849	31.3 (1.7)	4,933	29.6 (1.7)	4,810	32.4 (2.4)	4,733	34.1 (2.6)	4,920	32.9 (1.9)
제주	2,037	31.7 (2.2)	2,562	27.4 (2.5)	2,638	25.6 (2.1)	2,485	27.4 (2.1)	2,336	27.4 (3.0)	2,329	30.9 (3.3)	1,795	33.9 (4.2)	1,743	33.2 (5.2)
<b>남학생</b>																
전 체	29,874	46.8 (0.4)	37,204	44.9 (0.5)	39,466	41.6 (0.5)	39,278	42.8 (0.4)	39,612	43.3 (0.5)	38,391	45.3 (0.5)	37,873	46.9 (0.4)	38,221	46.3 (0.4)
<b>학 년</b>																
중1	6,281	52.3 (0.8)	6,916	52.9 (0.9)	7,102	50.8 (0.9)	6,893	53.1 (0.8)	6,933	55.0 (1.0)	6,519	59.7 (0.8)	6,548	59.3 (0.8)	6,364	56.7 (0.8)
중2	6,118	52.7 (0.9)	6,405	53.1 (0.9)	6,810	50.0 (0.8)	6,938	53.6 (0.9)	6,965	54.8 (0.9)	6,620	56.3 (0.9)	6,413	59.1 (0.8)	6,394	54.7 (0.8)
중3	5,836	47.0 (0.9)	6,299	47.7 (0.9)	6,709	43.6 (0.8)	6,900	43.0 (0.8)	7,035	43.7 (0.8)	6,817	50.0 (0.9)	6,589	48.9 (0.7)	6,525	50.6 (0.7)
고1	5,898	41.4 (1.0)	6,039	41.9 (1.1)	6,602	38.1 (1.3)	6,674	39.6 (0.9)	6,890	39.5 (1.0)	6,229	42.4 (1.1)	6,386	46.2 (0.9)	6,606	43.0 (0.9)
고2	5,741	38.3 (1.0)	6,005	39.9 (0.9)	6,199	36.5 (1.0)	6,067	38.2 (1.0)	6,104	38.6 (1.1)	6,273	38.1 (1.1)	5,954	39.7 (1.0)	6,221	39.0 (0.9)
고3	-	-	5,540	30.4 (1.1)	6,044	27.3 (1.0)	5,806	26.8 (0.9)	5,685	27.1 (1.1)	5,933	25.4 (0.9)	5,983	29.0 (0.8)	6,111	35.3 (0.8)
<b>학교급</b>																
중학교	18,235	50.8 (0.5)	19,620	51.3 (0.6)	20,621	48.1 (0.5)	20,731	49.9 (0.5)	20,933	51.1 (0.5)	19,956	55.3 (0.6)	19,550	55.7 (0.5)	19,283	53.9 (0.5)
고등학교	11,639	39.9 (0.7)	17,584	37.5 (0.6)	18,845	34.2 (0.7)	18,547	35.3 (0.6)	18,679	35.2 (0.6)	18,435	35.4 (0.7)	18,323	38.4 (0.6)	18,938	39.1 (0.6)
일반계고	8,177	39.5 (0.9)	12,186	37.7 (0.8)	13,278	33.7 (0.9)	14,247	35.1 (0.7)	14,278	35.0 (0.8)	14,042	35.1 (0.8)	13,946	39.0 (0.7)	14,458	39.7 (0.7)
특성화계고	3,462	40.7 (1.2)	5,398	37.3 (1.0)	5,567	35.5 (1.0)	4,300	35.7 (1.0)	4,401	35.9 (1.0)	4,393	36.2 (1.1)	4,377	36.5 (1.1)	4,480	37.3 (1.3)

※ 최근 7일 동안 격렬한 신체활동(조깅, 축구, 농구, 태권도, 등산, 빠른 속도의 자전거타기, 빠른 수영, 무거운 물건 나르기 등)을 20분 이상 한 날이 3일 이상인 사람의 비율



(계속: 주3일 이상 격렬한 신체활동 실천율)

(단위: %)

구 분	'05		'06		'07		'08		'09		'10		'11		'12	
	N	분율(표준오차)	N	분율(표준오차)	N	분율(표준오차)	N	분율(표준오차)	N	분율(표준오차)	N	분율(표준오차)	N	분율(표준오차)	N	분율(표준오차)
<b>지 역</b>																
서울	3,401	48.9 (1.1)	4,008	46.1 (1.3)	4,403	44.9 (1.1)	4,122	46.0 (1.1)	4,224	45.2 (1.1)	4,018	47.6 (1.3)	5,428	51.5 (1.1)	5,266	49.0 (1.0)
부산	2,218	48.3 (1.2)	2,895	46.9 (1.3)	2,903	40.8 (1.5)	2,793	39.3 (1.3)	2,748	43.3 (1.7)	2,804	42.8 (1.9)	2,781	44.7 (1.4)	2,807	44.8 (1.3)
대구	2,129	45.0 (1.4)	2,647	43.1 (1.5)	2,626	36.8 (1.8)	2,618	43.3 (1.6)	2,682	41.0 (1.8)	2,650	44.6 (1.7)	2,391	44.0 (2.0)	2,624	43.5 (1.6)
인천	2,101	46.1 (1.9)	2,481	46.9 (1.5)	2,576	43.8 (1.4)	2,830	43.0 (1.4)	2,792	44.0 (1.7)	2,566	43.5 (2.2)	2,183	48.8 (2.1)	2,237	46.8 (2.0)
광주	1,612	43.5 (1.6)	2,095	42.3 (1.9)	2,193	37.0 (1.9)	2,183	40.2 (1.3)	2,253	37.4 (2.4)	2,149	43.8 (1.8)	1,714	43.7 (2.1)	1,689	39.7 (2.4)
대전	1,649	43.9 (2.2)	2,221	42.1 (1.9)	2,262	39.9 (1.5)	2,088	40.4 (1.5)	2,230	39.3 (1.7)	2,110	40.8 (1.9)	1,554	43.2 (1.8)	1,694	44.3 (2.0)
울산	1,379	46.8 (1.6)	1,786	44.1 (1.7)	1,949	42.2 (1.9)	1,994	42.7 (1.0)	2,098	43.1 (1.6)	2,170	42.4 (1.6)	1,453	44.5 (1.8)	1,329	45.8 (1.9)
경기	3,405	47.2 (1.2)	4,080	46.4 (1.1)	4,572	44.1 (1.2)	4,928	43.0 (1.1)	5,071	43.8 (1.0)	4,825	46.8 (1.3)	7,226	48.4 (0.8)	7,677	47.2 (0.8)
강원	1,318	47.5 (1.8)	1,726	46.3 (2.1)	1,708	41.5 (2.6)	1,927	42.3 (1.6)	1,885	42.2 (1.7)	1,771	47.1 (1.6)	1,360	43.4 (1.9)	1,235	44.3 (3.4)
충북	1,501	41.9 (1.8)	1,788	44.0 (1.6)	1,965	36.5 (1.5)	2,006	43.9 (2.2)	2,008	43.6 (1.8)	1,861	41.6 (2.8)	1,396	46.0 (1.7)	1,493	47.8 (1.6)
충남	1,511	46.0 (1.5)	1,827	44.4 (2.0)	1,960	39.5 (1.9)	1,981	42.8 (1.8)	1,963	42.5 (1.8)	1,975	44.7 (2.3)	1,792	41.9 (2.6)	1,680	43.6 (2.0)
전북	1,448	48.3 (2.0)	1,727	41.1 (2.1)	1,907	37.8 (2.9)	1,997	37.1 (3.4)	1,983	44.3 (2.4)	2,005	48.5 (2.4)	1,638	45.3 (2.3)	1,470	48.9 (3.1)
전남	1,383	45.6 (2.3)	1,764	42.0 (2.3)	1,856	38.1 (2.5)	1,810	45.4 (2.7)	1,734	47.2 (2.1)	1,752	44.7 (3.0)	1,623	45.0 (2.7)	1,436	46.7 (2.9)
경북	1,848	45.2 (1.8)	2,301	44.6 (2.0)	2,616	41.1 (1.5)	2,272	43.9 (2.3)	2,182	43.9 (1.9)	2,136	43.6 (3.0)	2,010	43.9 (2.2)	2,034	48.4 (2.2)
경남	1,909	46.5 (1.9)	2,538	42.8 (1.7)	2,688	38.8 (2.1)	2,352	41.2 (1.6)	2,426	40.1 (2.5)	2,318	43.7 (2.8)	2,419	46.2 (2.5)	2,570	42.6 (2.1)
제주	1,062	44.3 (1.7)	1,320	39.7 (2.8)	1,282	34.1 (1.9)	1,377	37.7 (2.3)	1,333	41.2 (2.2)	1,281	44.0 (2.2)	905	46.4 (4.8)	980	47.9 (4.5)
<b>여학생</b>																
전 체	28,350	16.4 (0.4)	34,200	17.1 (0.4)	35,232	16.7 (0.3)	35,960	19.3 (0.4)	35,454	18.4 (0.4)	34,847	19.3 (0.4)	37,770	20.0 (0.3)	35,965	19.5 (0.4)
<b>학 년</b>																
중1	5,886	23.1 (0.9)	5,960	25.1 (1.0)	5,933	24.5 (0.7)	6,144	31.3 (0.9)	5,781	30.4 (1.0)	5,949	30.1 (0.8)	6,180	30.8 (0.8)	5,998	28.3 (0.8)
중2	5,880	21.0 (0.9)	5,979	24.3 (0.8)	6,039	23.5 (0.7)	6,118	28.8 (1.0)	5,903	27.9 (1.1)	5,879	27.7 (1.0)	6,490	27.6 (0.7)	5,990	24.6 (0.8)
중3	5,548	15.3 (0.7)	5,861	15.6 (0.7)	6,227	16.5 (0.6)	5,950	17.8 (0.6)	5,792	18.0 (0.7)	5,786	19.3 (0.7)	6,254	19.4 (0.6)	6,026	21.0 (0.7)
고1	5,571	10.8 (0.5)	5,585	13.1 (0.8)	6,207	12.6 (0.6)	6,046	14.0 (0.6)	5,587	13.3 (0.6)	5,792	15.1 (0.8)	6,183	17.2 (0.6)	5,845	15.5 (0.8)
고2	5,465	9.7 (0.5)	5,445	12.3 (0.8)	5,397	12.4 (0.7)	6,308	12.8 (0.6)	6,323	11.8 (0.6)	5,851	13.3 (0.7)	6,554	14.0 (0.5)	6,094	15.7 (0.6)
고3	-	- -	5,370	10.0 (0.7)	5,429	9.0 (0.6)	5,394	9.8 (0.5)	6,068	8.5 (0.5)	5,590	10.1 (0.6)	6,109	10.9 (0.5)	6,012	12.4 (0.6)
<b>학교급</b>																
중학교	17,314	20.0 (0.5)	17,800	21.7 (0.5)	18,199	21.4 (0.4)	18,212	26.0 (0.5)	17,476	25.4 (0.6)	17,614	25.6 (0.5)	18,924	25.9 (0.4)	18,014	24.6 (0.5)
고등학교	11,036	10.3 (0.4)	16,400	11.8 (0.5)	17,033	11.4 (0.4)	17,748	12.3 (0.3)	17,978	11.2 (0.3)	17,233	12.8 (0.4)	18,846	14.1 (0.3)	17,951	14.5 (0.4)
일 반 계 고	7,624	9.4 (0.5)	11,319	10.2 (0.6)	11,773	9.9 (0.4)	12,561	10.9 (0.4)	13,102	10.1 (0.3)	12,803	11.7 (0.5)	13,332	13.0 (0.4)	13,985	13.8 (0.5)
특성화계고	3,412	12.7 (0.7)	5,081	16.1 (1.2)	5,260	15.4 (0.8)	5,187	16.7 (0.6)	4,876	14.9 (0.7)	4,430	16.7 (0.9)	5,514	17.9 (0.6)	3,966	17.0 (0.7)
<b>지 역</b>																
서울	3,203	17.8 (1.1)	3,847	17.6 (1.1)	3,999	17.6 (0.8)	3,955	21.2 (1.2)	3,983	19.2 (1.1)	3,830	21.4 (1.2)	5,927	20.9 (0.8)	6,107	21.0 (0.7)
부산	2,078	15.2 (1.3)	2,300	15.4 (1.2)	2,627	15.4 (0.8)	2,708	19.3 (1.4)	2,720	17.0 (1.4)	2,499	17.6 (1.0)	2,376	17.3 (1.1)	2,132	19.2 (1.6)
대구	1,980	17.5 (1.5)	2,306	15.9 (1.2)	2,537	15.4 (1.5)	2,435	19.0 (1.1)	2,381	18.3 (1.4)	2,380	18.7 (1.2)	2,048	18.3 (1.1)	1,688	20.3 (1.5)
인천	1,948	19.0 (1.5)	2,398	20.5 (1.5)	2,546	17.6 (1.3)	2,410	21.8 (1.4)	2,334	18.6 (1.4)	2,442	20.8 (1.5)	2,333	22.4 (1.4)	2,065	20.6 (2.4)
광주	1,464	14.9 (1.1)	1,751	16.6 (1.6)	1,883	14.8 (0.9)	1,828	17.9 (1.1)	1,857	17.2 (1.4)	1,875	20.0 (1.4)	1,595	18.7 (1.5)	1,460	16.1 (1.7)
대전	1,309	18.9 (2.0)	1,577	18.1 (1.5)	1,608	16.2 (1.6)	1,923	17.4 (1.2)	1,718	19.7 (1.6)	1,764	19.3 (1.4)	1,449	21.4 (1.6)	1,281	21.8 (1.8)
울산	1,312	21.8 (1.3)	1,775	16.8 (1.4)	1,774	13.5 (1.2)	1,671	14.9 (1.0)	1,537	18.8 (1.5)	1,308	18.3 (1.5)	1,460	17.3 (1.4)	1,189	16.7 (1.1)
경기	3,454	14.5 (0.9)	4,211	18.0 (0.9)	4,189	17.7 (0.7)	4,404	18.4 (0.8)	4,359	17.8 (1.0)	4,219	18.7 (0.9)	7,201	20.9 (0.6)	7,981	18.2 (0.6)
강원	1,317	15.7 (1.5)	1,676	18.2 (1.6)	1,644	17.4 (1.6)	1,593	17.7 (1.4)	1,668	16.7 (1.3)	1,676	17.5 (1.6)	1,362	21.0 (2.2)	1,251	20.2 (1.6)
충북	1,284	12.4 (0.9)	1,636	15.9 (1.5)	1,636	15.3 (1.8)	1,651	17.8 (1.8)	1,628	18.8 (2.0)	1,639	18.5 (1.7)	1,577	18.1 (1.9)	1,260	21.4 (2.6)
충남	1,357	15.8 (1.2)	1,797	16.7 (1.0)	1,780	16.0 (1.4)	1,929	20.2 (1.5)	1,889	20.8 (2.5)	1,894	20.4 (1.6)	1,665	19.8 (1.7)	1,584	16.8 (1.5)
전북	1,410	14.9 (1.5)	1,609	17.0 (1.3)	1,641	14.8 (1.4)	1,760	17.2 (1.7)	1,816	19.2 (1.6)	1,773	16.4 (1.6)	1,744	16.9 (1.6)	1,663	18.7 (1.7)
전남	1,546	17.2 (1.5)	1,800	15.1 (1.2)	1,805	16.8 (1.5)	1,771	22.7 (2.4)	1,647	23.4 (2.2)	1,629	21.0 (2.0)	1,811	18.0 (1.6)	1,470	20.1 (2.3)
경북	1,675	15.6 (1.4)	1,965	18.2 (1.8)	1,881	15.1 (1.1)	2,317	19.5 (1.3)	2,407	17.3 (1.5)	2,379	17.9 (1.8)	2,018	19.9 (1.6)	1,721	19.2 (1.8)
경남	2,038	18.1 (1.8)	2,310	13.7 (1.3)	2,326	17.4 (2.0)	2,497	19.8 (2.1)	2,507	17.2 (1.4)	2,492	19.4 (1.6)	2,314	20.1 (1.6)	2,350	21.8 (2.2)
제주	975	17.4 (1.9)	1,242	14.0 (1.2)	1,356	16.4 (2.1)	1,108	16.2 (1.4)	1,003	12.3 (1.5)	1,048	16.4 (2.6)	890	20.3 (2.1)	763	17.1 (2.3)

제3부

신  
체  
활  
동



결과표35. 주5일 이상 중등도 신체활동 실천율

(단위: %)


구 분	'05		'06		'07		'08		'09		'10		'11		'12	
	N	분율(표준오차)	N	분율(표준오차)	N	분율(표준오차)	N	분율(표준오차)	N	분율(표준오차)	N	분율(표준오차)	N	분율(표준오차)	N	분율(표준오차)
<b>전 체</b>																
전 체	58,224	11.0 (0.2)	71,404	10.7 (0.2)	74,698	9.9 (0.2)	75,238	11.3 (0.2)	75,066	10.7 (0.2)	73,238	10.9 (0.2)	75,643	11.8 (0.2)	74,186	11.2 (0.2)
<b>학 년</b>																
중1	12,167	11.4 (0.5)	12,876	11.0 (0.4)	13,035	10.2 (0.3)	13,037	12.2 (0.4)	12,714	11.9 (0.4)	12,468	12.6 (0.4)	12,728	13.4 (0.4)	12,362	13.0 (0.4)
중2	11,998	12.0 (0.4)	12,384	11.7 (0.4)	12,849	10.1 (0.4)	13,056	12.9 (0.4)	12,868	12.3 (0.4)	12,499	12.2 (0.4)	12,903	12.7 (0.4)	12,384	12.5 (0.4)
중3	11,384	11.9 (0.4)	12,160	11.4 (0.4)	12,936	10.9 (0.3)	12,850	11.6 (0.4)	12,827	11.7 (0.4)	12,603	12.8 (0.4)	12,843	13.1 (0.4)	12,551	13.0 (0.4)
고1	11,469	9.5 (0.4)	11,624	10.9 (0.5)	12,809	9.8 (0.5)	12,720	10.9 (0.5)	12,477	10.0 (0.4)	12,021	10.1 (0.5)	12,569	11.4 (0.4)	12,451	10.4 (0.4)
고2	11,206	9.7 (0.5)	11,450	9.8 (0.5)	11,596	9.8 (0.4)	12,375	10.7 (0.4)	12,427	10.2 (0.5)	12,124	9.3 (0.5)	12,508	10.7 (0.4)	12,315	9.5 (0.4)
고3	-	-	10,910	8.8 (0.6)	11,473	8.1 (0.4)	11,200	9.1 (0.4)	11,753	8.1 (0.3)	11,523	8.4 (0.4)	12,092	9.3 (0.4)	12,123	9.1 (0.3)
<b>학교급</b>																
중학교	35,549	11.7 (0.3)	37,420	11.4 (0.3)	38,820	10.4 (0.2)	38,943	12.2 (0.2)	38,409	11.9 (0.2)	37,570	12.6 (0.3)	38,474	13.1 (0.3)	37,297	12.8 (0.3)
고등학교	22,675	9.6 (0.4)	33,984	9.9 (0.3)	35,878	9.2 (0.3)	36,295	10.3 (0.3)	36,657	9.4 (0.3)	35,668	9.3 (0.3)	37,169	10.5 (0.3)	36,889	9.7 (0.3)
일반계고	15,801	8.8 (0.4)	23,505	9.3 (0.4)	25,051	8.6 (0.4)	26,808	9.8 (0.3)	27,380	9.1 (0.3)	26,845	9.0 (0.4)	27,278	10.2 (0.3)	28,443	9.6 (0.3)
특성화계고	6,874	11.8 (0.7)	10,479	11.3 (0.6)	10,827	10.9 (0.5)	9,487	11.6 (0.5)	9,277	10.5 (0.5)	8,823	10.2 (0.5)	9,891	11.2 (0.5)	8,446	10.1 (0.5)
<b>지 역</b>																
서울	6,604	11.3 (0.5)	7,855	10.4 (0.5)	8,402	10.4 (0.4)	8,077	11.0 (0.5)	8,207	11.2 (0.4)	7,848	12.3 (0.6)	11,355	13.2 (0.5)	11,373	11.5 (0.4)
부산	4,296	11.8 (0.9)	5,195	11.8 (0.8)	5,530	10.4 (0.7)	5,501	10.7 (0.6)	5,468	11.5 (0.7)	5,303	9.9 (0.5)	5,157	11.9 (0.7)	4,939	10.5 (0.5)
대구	4,109	11.7 (0.7)	4,953	10.5 (0.5)	5,163	8.4 (0.7)	5,053	11.9 (0.6)	5,063	10.6 (0.7)	5,030	10.8 (0.5)	4,439	10.3 (0.6)	4,312	10.3 (0.7)
인천	4,049	10.6 (0.7)	4,879	11.4 (0.6)	5,122	9.7 (0.7)	5,240	11.2 (0.7)	5,126	10.4 (0.6)	5,008	10.3 (0.7)	4,516	12.8 (1.0)	4,302	11.9 (0.9)
광주	3,076	11.3 (0.6)	3,846	10.2 (0.7)	4,076	9.0 (0.5)	4,011	9.5 (0.7)	4,110	9.6 (0.6)	4,024	9.7 (0.8)	3,309	11.1 (0.8)	3,149	10.0 (0.8)
대전	2,958	11.9 (0.9)	3,798	10.4 (0.6)	3,870	9.5 (0.6)	4,011	10.7 (0.6)	3,948	10.7 (0.8)	3,874	10.4 (0.5)	3,003	11.2 (0.8)	2,975	11.8 (1.0)
울산	2,691	12.0 (0.7)	3,561	11.1 (0.7)	3,723	9.5 (0.7)	3,665	11.2 (0.8)	3,635	10.9 (0.7)	3,478	10.5 (0.7)	2,913	11.5 (0.6)	2,518	11.6 (0.9)
경기	6,859	10.5 (0.6)	8,291	11.1 (0.7)	8,761	10.8 (0.5)	9,332	11.5 (0.4)	9,430	10.8 (0.4)	9,044	11.1 (0.6)	14,427	11.9 (0.3)	15,658	11.4 (0.3)
강원	2,635	12.6 (1.1)	3,402	10.8 (1.0)	3,352	9.5 (1.0)	3,520	10.7 (0.8)	3,553	9.3 (1.1)	3,447	11.0 (0.9)	2,722	10.4 (1.1)	2,486	12.4 (1.9)
충북	2,785	8.9 (0.6)	3,424	9.8 (0.8)	3,601	8.9 (0.6)	3,657	11.5 (0.8)	3,636	10.8 (0.8)	3,500	9.5 (0.6)	2,973	10.9 (0.7)	2,753	10.0 (1.3)
충남	2,868	10.8 (0.8)	3,624	10.2 (1.1)	3,740	8.7 (0.8)	3,910	12.6 (0.9)	3,852	10.7 (0.7)	3,869	11.9 (1.1)	3,457	10.0 (1.2)	3,264	10.9 (0.8)
전북	2,858	9.6 (1.0)	3,336	9.3 (0.6)	3,548	8.0 (0.7)	3,757	11.0 (0.7)	3,799	11.9 (1.3)	3,778	11.3 (1.2)	3,382	12.1 (1.1)	3,133	12.4 (1.0)
전남	2,929	11.0 (0.9)	3,564	9.5 (0.6)	3,661	9.4 (0.7)	3,581	11.5 (1.0)	3,381	11.3 (1.0)	3,381	10.3 (1.0)	3,434	11.2 (1.0)	2,906	10.7 (1.1)
경북	3,523	10.8 (0.7)	4,266	11.6 (0.7)	4,497	9.1 (0.6)	4,589	12.2 (1.0)	4,589	9.6 (0.7)	4,515	8.8 (0.9)	4,028	11.3 (0.9)	3,755	11.6 (1.1)
경남	3,947	10.7 (0.9)	4,848	10.3 (1.0)	5,014	9.7 (0.6)	4,849	11.7 (0.7)	4,933	9.6 (0.6)	4,810	11.3 (1.0)	4,733	11.1 (0.9)	4,920	10.7 (1.0)
제주	2,037	9.8 (0.8)	2,562	8.8 (0.9)	2,638	8.4 (0.7)	2,485	9.6 (0.7)	2,336	9.9 (1.3)	2,329	10.0 (0.9)	1,795	10.5 (1.6)	1,743	10.7 (1.8)
<b>남학생</b>																
전 체	29,874	16.1 (0.3)	37,204	15.4 (0.3)	39,466	13.7 (0.2)	39,278	15.7 (0.3)	39,612	14.9 (0.2)	38,391	15.1 (0.3)	37,873	16.7 (0.3)	38,221	15.7 (0.2)
<b>학 년</b>																
중1	6,281	16.8 (0.6)	6,916	15.9 (0.5)	7,102	13.7 (0.5)	6,893	16.7 (0.6)	6,933	16.4 (0.6)	6,519	17.9 (0.6)	6,548	19.2 (0.6)	6,364	18.0 (0.5)
중2	6,118	16.9 (0.7)	6,405	16.7 (0.5)	6,810	14.0 (0.5)	6,938	18.1 (0.6)	6,965	17.0 (0.6)	6,620	17.4 (0.5)	6,413	18.8 (0.5)	6,394	18.2 (0.6)
중3	5,836	17.4 (0.7)	6,299	16.7 (0.6)	6,709	15.4 (0.5)	6,900	15.9 (0.6)	7,035	15.9 (0.6)	6,817	17.5 (0.6)	6,589	18.6 (0.5)	6,525	18.4 (0.5)
고1	5,898	14.3 (0.6)	6,039	16.0 (0.7)	6,602	13.7 (0.8)	6,674	15.1 (0.6)	6,890	14.3 (0.5)	6,229	14.1 (0.7)	6,386	16.0 (0.6)	6,606	14.7 (0.5)
고2	5,741	14.6 (0.7)	6,005	14.4 (0.6)	6,199	14.1 (0.6)	6,067	15.0 (0.6)	6,104	14.6 (0.7)	6,273	12.7 (0.7)	5,954	15.3 (0.6)	6,221	12.6 (0.5)
고3	-	-	5,540	12.0 (0.7)	6,044	11.1 (0.6)	5,806	12.7 (0.6)	5,685	11.2 (0.5)	5,933	11.1 (0.6)	5,983	12.9 (0.5)	6,111	12.7 (0.5)
<b>학교급</b>																
중학교	18,235	17.0 (0.4)	19,620	16.5 (0.4)	20,621	14.4 (0.3)	20,731	16.9 (0.4)	20,933	16.4 (0.3)	19,956	17.6 (0.4)	19,550	18.9 (0.3)	19,283	18.2 (0.3)
고등학교	11,639	14.5 (0.5)	17,584	14.2 (0.4)	18,845	13.0 (0.4)	18,547	14.4 (0.3)	18,679	13.4 (0.3)	18,435	12.7 (0.4)	18,323	14.7 (0.4)	18,938	13.3 (0.3)
일반계고	8,177	13.2 (0.6)	12,186	13.7 (0.6)	13,278	12.3 (0.5)	14,247	13.9 (0.4)	14,278	13.1 (0.4)	14,042	12.5 (0.6)	13,946	14.7 (0.4)	14,458	13.3 (0.3)
특성화계고	3,462	17.6 (0.7)	5,398	15.3 (0.6)	5,567	14.9 (0.6)	4,300	15.7 (0.7)	4,401	14.3 (0.7)	4,393	13.0 (0.7)	4,377	14.9 (0.7)	4,480	13.5 (0.6)

※ 최근 7일 동안 중등도 신체활동(탁구, 가벼운 물건 나르기, 천천히 하는 수영, 시합으로 하지 않는 배구, 배드민턴 등)을 30분 이상 한 날이 5일 이상인 사람의 분율



(계속: 주5일 이상 중등도 신체활동 실천율)

(단위: %)

구 분	'05		'06		'07		'08		'09		'10		'11		'12	
	N	분율(표준오차)	N	분율(표준오차)	N	분율(표준오차)	N	분율(표준오차)	N	분율(표준오차)	N	분율(표준오차)	N	분율(표준오차)	N	분율(표준오차)
<b>지 역</b>																
서울	3,401	16.7 (0.6)	4,008	15.4 (0.7)	4,403	14.7 (0.5)	4,122	15.5 (0.6)	4,224	15.3 (0.4)	4,018	17.2 (0.9)	5,428	19.4 (0.6)	5,266	16.1 (0.6)
부산	2,218	17.9 (0.9)	2,895	17.7 (0.9)	2,903	14.2 (1.0)	2,793	14.0 (0.8)	2,748	15.8 (0.7)	2,804	12.6 (0.8)	2,781	16.6 (0.9)	2,807	14.0 (0.7)
대구	2,129	16.5 (0.9)	2,647	13.8 (0.7)	2,626	11.3 (0.8)	2,618	15.6 (0.9)	2,682	14.5 (0.8)	2,650	14.3 (0.8)	2,391	14.4 (0.8)	2,624	14.9 (0.8)
인천	2,101	15.2 (0.8)	2,481	15.4 (0.7)	2,576	13.9 (0.7)	2,830	15.4 (0.8)	2,792	14.9 (1.0)	2,566	15.1 (0.8)	2,183	17.9 (1.1)	2,237	16.7 (1.0)
광주	1,612	16.4 (1.2)	2,095	13.8 (0.9)	2,193	12.4 (0.7)	2,183	13.4 (0.8)	2,253	12.6 (0.8)	2,149	13.7 (0.9)	1,714	16.0 (1.2)	1,689	13.7 (1.0)
대전	1,649	17.1 (1.4)	2,221	14.4 (0.9)	2,262	13.6 (0.7)	2,088	14.7 (0.8)	2,230	14.1 (1.1)	2,110	13.6 (0.8)	1,554	16.0 (1.2)	1,694	15.2 (1.2)
울산	1,379	16.8 (1.1)	1,786	15.2 (0.9)	1,949	13.9 (0.8)	1,994	16.7 (0.8)	2,098	15.3 (0.9)	2,170	13.2 (0.7)	1,453	15.3 (1.1)	1,329	16.3 (1.1)
경기	3,405	16.2 (0.9)	4,080	16.4 (0.9)	4,572	15.3 (0.8)	4,928	16.5 (0.7)	5,071	15.5 (0.6)	4,825	15.6 (0.7)	7,226	17.2 (0.6)	7,677	16.4 (0.4)
강원	1,318	19.2 (0.8)	1,726	15.2 (1.1)	1,708	13.3 (1.4)	1,927	14.3 (1.0)	1,885	13.4 (1.0)	1,771	15.8 (0.8)	1,360	15.5 (1.2)	1,235	16.9 (2.3)
충북	1,501	11.6 (0.7)	1,788	14.1 (0.8)	1,965	11.2 (0.8)	2,006	14.8 (1.1)	2,008	14.2 (1.2)	1,861	12.5 (0.9)	1,396	14.6 (1.1)	1,493	15.4 (1.3)
충남	1,511	15.7 (0.8)	1,827	15.0 (1.2)	1,960	12.8 (1.1)	1,981	16.9 (1.0)	1,963	14.1 (1.1)	1,975	16.3 (1.6)	1,792	14.7 (1.1)	1,680	14.9 (1.0)
전북	1,448	14.4 (1.6)	1,727	13.2 (0.9)	1,907	10.5 (0.9)	1,997	14.8 (1.5)	1,983	17.2 (1.2)	2,005	16.7 (1.0)	1,638	17.1 (1.6)	1,470	16.9 (1.7)
전남	1,383	14.8 (1.3)	1,764	14.1 (0.7)	1,856	13.2 (0.9)	1,810	17.0 (1.0)	1,734	17.1 (1.7)	1,752	14.8 (1.3)	1,623	16.3 (1.3)	1,436	15.0 (1.4)
경북	1,848	15.2 (0.8)	2,301	16.2 (1.0)	2,616	12.3 (0.8)	2,272	17.4 (1.1)	2,182	13.4 (0.9)	2,136	11.8 (1.6)	2,010	14.8 (1.3)	2,034	16.3 (1.1)
경남	1,909	15.0 (1.2)	2,538	15.0 (0.9)	2,688	13.2 (0.5)	2,352	15.5 (0.8)	2,426	13.1 (0.8)	2,318	15.5 (1.3)	2,419	15.2 (1.1)	2,570	13.9 (1.1)
제주	1,062	13.6 (1.0)	1,320	12.4 (1.2)	1,282	11.0 (0.6)	1,377	12.6 (1.0)	1,333	15.5 (1.5)	1,281	14.0 (0.9)	905	14.9 (1.6)	980	15.1 (1.5)
 <b>여학생</b>																
전 체	28,350	5.2 (0.2)	34,200	5.3 (0.2)	35,232	5.5 (0.2)	35,960	6.3 (0.2)	35,454	5.9 (0.2)	34,847	6.2 (0.2)	37,770	6.2 (0.2)	35,965	6.3 (0.2)
<b>학 년</b>																
중1	5,886	5.2 (0.4)	5,960	5.4 (0.3)	5,933	6.1 (0.4)	6,144	7.1 (0.4)	5,781	6.9 (0.4)	5,949	6.9 (0.4)	6,180	7.0 (0.4)	5,998	7.6 (0.4)
중2	5,880	6.4 (0.4)	5,979	6.0 (0.3)	6,039	5.7 (0.4)	6,118	6.9 (0.4)	5,903	7.0 (0.4)	5,879	6.6 (0.4)	6,490	6.2 (0.3)	5,990	6.2 (0.3)
중3	5,548	5.7 (0.4)	5,861	5.5 (0.3)	6,227	5.9 (0.4)	5,950	6.6 (0.4)	5,792	6.9 (0.4)	5,786	7.5 (0.5)	6,254	7.0 (0.3)	6,026	7.2 (0.4)
고1	5,571	4.0 (0.4)	5,585	5.1 (0.4)	6,207	5.4 (0.4)	6,046	6.2 (0.5)	5,587	5.0 (0.4)	5,792	5.5 (0.4)	6,183	6.2 (0.4)	5,845	5.6 (0.3)
고2	5,465	4.3 (0.3)	5,445	4.5 (0.4)	5,397	5.0 (0.4)	6,308	5.8 (0.4)	6,323	5.2 (0.4)	5,851	5.4 (0.4)	6,554	5.4 (0.3)	6,094	6.1 (0.4)
고3	-	-	5,370	5.3 (0.6)	5,429	4.6 (0.4)	5,394	5.2 (0.3)	6,068	4.6 (0.3)	5,590	5.5 (0.4)	6,109	5.3 (0.3)	6,012	5.1 (0.3)
<b>학교급</b>																
중학교	17,314	5.8 (0.2)	17,800	5.7 (0.2)	18,199	5.9 (0.2)	18,212	6.9 (0.2)	17,476	6.9 (0.2)	17,614	7.0 (0.3)	18,924	6.8 (0.2)	18,014	7.0 (0.2)
고등학교	11,036	4.1 (0.2)	16,400	5.0 (0.3)	17,033	5.0 (0.2)	17,748	5.8 (0.2)	17,978	4.9 (0.2)	17,233	5.4 (0.2)	18,846	5.6 (0.2)	17,951	5.6 (0.2)
일 반 계 고	7,624	3.7 (0.3)	11,319	4.3 (0.3)	11,773	4.6 (0.2)	12,561	5.4 (0.3)	13,102	4.7 (0.2)	12,803	5.1 (0.3)	13,332	5.3 (0.2)	13,985	5.4 (0.3)
특성화계고	3,412	5.1 (0.4)	5,081	6.6 (0.8)	5,260	6.3 (0.4)	5,187	6.8 (0.4)	4,876	5.9 (0.4)	4,430	6.7 (0.5)	5,514	6.8 (0.5)	3,966	6.2 (0.4)
<b>지 역</b>																
서울	3,203	5.3 (0.4)	3,847	4.7 (0.3)	3,999	5.6 (0.4)	3,955	5.9 (0.4)	3,983	6.5 (0.5)	3,830	6.9 (0.5)	5,927	6.3 (0.4)	6,107	6.4 (0.4)
부산	2,078	4.7 (0.5)	2,300	4.8 (0.5)	2,627	5.8 (0.6)	2,708	6.8 (0.6)	2,720	6.5 (0.6)	2,499	6.7 (0.5)	2,376	6.5 (0.6)	2,132	6.4 (0.6)
대구	1,980	5.5 (0.8)	2,306	6.4 (0.5)	2,537	4.8 (0.8)	2,435	7.3 (0.6)	2,381	5.8 (0.6)	2,380	6.8 (0.5)	2,048	5.6 (0.5)	1,688	5.0 (0.6)
인천	1,948	5.6 (0.5)	2,398	7.1 (0.7)	2,546	5.2 (0.3)	2,410	6.6 (0.6)	2,334	5.4 (0.5)	2,442	4.9 (0.5)	2,333	7.1 (0.8)	2,065	6.7 (0.8)
광주	1,464	5.7 (0.7)	1,751	6.2 (1.0)	1,883	5.4 (0.3)	1,828	5.4 (0.6)	1,857	6.2 (0.8)	1,875	5.3 (0.5)	1,595	5.9 (0.8)	1,460	6.0 (0.8)
대전	1,309	6.2 (0.7)	1,577	5.8 (0.4)	1,608	4.8 (0.4)	1,923	6.3 (0.7)	1,718	7.0 (0.7)	1,764	6.8 (0.6)	1,449	6.0 (0.8)	1,281	8.0 (1.1)
울산	1,312	6.2 (0.4)	1,775	6.1 (0.7)	1,774	4.2 (0.5)	1,671	4.5 (0.5)	1,537	5.6 (0.7)	1,308	7.1 (0.9)	1,460	7.1 (0.7)	1,189	6.1 (0.6)
경기	3,454	4.1 (0.4)	4,211	5.3 (0.5)	4,189	6.0 (0.4)	4,404	6.0 (0.4)	4,359	5.8 (0.4)	4,219	6.2 (0.4)	7,201	6.1 (0.3)	7,981	6.0 (0.3)
강원	1,317	5.5 (0.7)	1,676	5.9 (0.8)	1,644	5.2 (0.9)	1,593	6.7 (0.9)	1,668	4.7 (0.8)	1,676	5.7 (0.7)	1,362	4.8 (0.6)	1,251	7.5 (1.1)
충북	1,284	5.7 (0.8)	1,636	5.0 (0.8)	1,636	6.2 (0.8)	1,651	7.8 (1.5)	1,628	6.9 (0.6)	1,639	6.1 (0.6)	1,577	6.7 (1.0)	1,260	4.0 (0.9)
충남	1,357	5.3 (0.6)	1,797	4.7 (0.8)	1,780	3.9 (0.6)	1,929	7.7 (0.7)	1,889	6.9 (0.6)	1,894	7.0 (0.7)	1,665	4.8 (0.9)	1,584	6.4 (0.7)
전북	1,410	4.6 (0.8)	1,609	5.0 (0.7)	1,641	5.4 (0.7)	1,760	6.8 (0.7)	1,816	6.1 (0.7)	1,773	5.4 (0.8)	1,744	6.7 (0.8)	1,663	7.5 (0.6)
전남	1,546	6.7 (0.7)	1,800	4.6 (0.6)	1,805	5.2 (0.6)	1,771	5.5 (0.7)	1,647	4.9 (0.7)	1,629	5.4 (0.9)	1,811	5.7 (0.8)	1,470	6.0 (0.7)
경북	1,675	5.5 (0.6)	1,965	6.0 (0.7)	1,881	5.2 (0.6)	2,317	6.0 (0.6)	2,407	5.1 (0.3)	2,379	5.2 (0.7)	2,018	7.1 (1.0)	1,721	6.1 (0.6)
경남	2,038	6.0 (0.9)	2,310	4.7 (0.6)	2,326	5.6 (0.8)	2,497	7.2 (0.8)	2,507	5.4 (0.5)	2,492	6.4 (0.8)	2,314	6.4 (0.6)	2,350	7.1 (1.2)
제주	975	5.5 (0.6)	1,242	4.8 (0.6)	1,356	5.6 (0.5)	1,108	6.3 (0.8)	1,003	3.8 (0.5)	1,048	5.6 (0.5)	890	5.7 (0.6)	763	5.8 (1.5)

제3부

신체활동



결과표36. 하루60분 주5일 이상 신체활동 실천율

(단위: %)


구 분	'05			'06			'07			'08			'09			'10			'11			'12		
	N	분율(표준오차)		N	분율(표준오차)		N	분율(표준오차)		N	분율(표준오차)		N	분율(표준오차)		N	분율(표준오차)		N	분율(표준오차)		N	분율(표준오차)	
<b>전 체</b>																								
전 체	-	-	-	-	-	-	-	-	-	-	-	-	75,066	10.9 (0.2)		73,238	10.0 (0.2)		75,643	10.8 (0.2)		74,186	12.0 (0.2)	
<b>학 년</b>																								
중1	-	-	-	-	-	-	-	-	-	-	-	-	12,714	12.4 (0.4)		12,468	11.3 (0.4)		12,728	13.1 (0.4)		12,362	14.1 (0.4)	
중2	-	-	-	-	-	-	-	-	-	-	-	-	12,868	12.8 (0.4)		12,499	11.4 (0.4)		12,903	11.9 (0.4)		12,384	14.6 (0.4)	
중3	-	-	-	-	-	-	-	-	-	-	-	-	12,827	12.5 (0.4)		12,603	11.6 (0.4)		12,843	11.8 (0.4)		12,551	13.5 (0.4)	
고1	-	-	-	-	-	-	-	-	-	-	-	-	12,477	10.0 (0.5)		12,021	9.5 (0.4)		12,569	10.1 (0.4)		12,451	10.5 (0.4)	
고2	-	-	-	-	-	-	-	-	-	-	-	-	12,427	10.0 (0.5)		12,124	8.6 (0.5)		12,508	9.4 (0.4)		12,315	10.2 (0.4)	
고3	-	-	-	-	-	-	-	-	-	-	-	-	11,753	7.4 (0.3)		11,523	7.2 (0.4)		12,092	8.5 (0.3)		12,123	9.3 (0.4)	
<b>학교급</b>																								
중학교	-	-	-	-	-	-	-	-	-	-	-	-	38,409	12.6 (0.3)		37,570	11.5 (0.3)		38,474	12.3 (0.3)		37,297	14.1 (0.3)	
고등학교	-	-	-	-	-	-	-	-	-	-	-	-	36,657	9.1 (0.3)		35,668	8.5 (0.3)		37,169	9.3 (0.3)		36,889	10.0 (0.3)	
일반계고	-	-	-	-	-	-	-	-	-	-	-	-	27,380	8.6 (0.3)		26,845	8.0 (0.4)		27,278	8.9 (0.3)		28,443	9.8 (0.4)	
특성화계고	-	-	-	-	-	-	-	-	-	-	-	-	9,277	10.7 (0.4)		8,823	9.9 (0.6)		9,891	10.6 (0.5)		8,446	10.8 (0.6)	
<b>지 역</b>																								
서울	-	-	-	-	-	-	-	-	-	-	-	-	8,207	11.8 (0.5)		7,848	11.4 (0.6)		11,355	12.7 (0.5)		11,373	12.5 (0.4)	
부산	-	-	-	-	-	-	-	-	-	-	-	-	5,468	11.5 (0.7)		5,303	9.2 (0.6)		5,157	9.6 (0.5)		4,939	11.6 (0.7)	
대구	-	-	-	-	-	-	-	-	-	-	-	-	5,063	10.5 (0.6)		5,030	10.2 (0.7)		4,439	9.3 (0.5)		4,312	12.5 (0.8)	
인천	-	-	-	-	-	-	-	-	-	-	-	-	5,126	11.3 (0.8)		5,008	9.4 (0.6)		4,516	11.4 (1.0)		4,302	12.2 (1.0)	
광주	-	-	-	-	-	-	-	-	-	-	-	-	4,110	9.5 (0.6)		4,024	9.0 (0.5)		3,309	9.0 (0.7)		3,149	10.8 (0.8)	
대전	-	-	-	-	-	-	-	-	-	-	-	-	3,948	10.9 (0.8)		3,874	9.2 (0.5)		3,003	10.0 (0.8)		2,975	12.4 (0.9)	
울산	-	-	-	-	-	-	-	-	-	-	-	-	3,635	10.6 (0.7)		3,478	9.5 (0.7)		2,913	10.1 (0.7)		2,518	12.7 (1.2)	
경기	-	-	-	-	-	-	-	-	-	-	-	-	9,430	10.9 (0.5)		9,044	10.4 (0.6)		14,427	11.3 (0.3)		15,658	12.1 (0.4)	
강원	-	-	-	-	-	-	-	-	-	-	-	-	3,553	10.2 (1.1)		3,447	10.6 (1.1)		2,722	9.5 (1.2)		2,486	11.6 (1.5)	
충북	-	-	-	-	-	-	-	-	-	-	-	-	3,636	9.7 (0.7)		3,500	8.4 (0.8)		2,973	10.0 (0.7)		2,753	12.0 (1.4)	
충남	-	-	-	-	-	-	-	-	-	-	-	-	3,852	10.6 (0.9)		3,869	10.2 (0.9)		3,457	9.7 (1.4)		3,264	10.7 (1.0)	
전북	-	-	-	-	-	-	-	-	-	-	-	-	3,799	10.8 (0.8)		3,778	8.8 (1.1)		3,382	10.3 (0.9)		3,133	12.6 (1.1)	
전남	-	-	-	-	-	-	-	-	-	-	-	-	3,381	11.1 (1.0)		3,381	9.2 (0.9)		3,434	9.4 (1.1)		2,906	10.6 (1.0)	
경북	-	-	-	-	-	-	-	-	-	-	-	-	4,589	10.3 (1.0)		4,515	8.3 (0.9)		4,028	9.5 (0.9)		3,755	11.1 (1.1)	
경남	-	-	-	-	-	-	-	-	-	-	-	-	4,933	9.5 (0.8)		4,810	9.0 (0.9)		4,733	10.8 (1.0)		4,920	12.6 (1.1)	
제주	-	-	-	-	-	-	-	-	-	-	-	-	2,336	10.1 (1.4)		2,329	9.4 (1.4)		1,795	9.9 (2.0)		1,743	10.0 (1.6)	
<b>남학생</b>																								
전 체	-	-	-	-	-	-	-	-	-	-	-	-	39,612	15.7 (0.3)		38,391	14.5 (0.3)		37,873	15.8 (0.3)		38,221	17.3 (0.2)	
<b>학 년</b>																								
중1	-	-	-	-	-	-	-	-	-	-	-	-	6,933	17.8 (0.6)		6,519	16.8 (0.6)		6,548	19.2 (0.6)		6,364	19.8 (0.5)	
중2	-	-	-	-	-	-	-	-	-	-	-	-	6,965	18.2 (0.6)		6,620	16.8 (0.6)		6,413	17.8 (0.6)		6,394	21.3 (0.6)	
중3	-	-	-	-	-	-	-	-	-	-	-	-	7,035	17.9 (0.6)		6,817	16.9 (0.6)		6,589	17.7 (0.5)		6,525	20.0 (0.5)	
고1	-	-	-	-	-	-	-	-	-	-	-	-	6,890	14.9 (0.5)		6,229	13.6 (0.6)		6,386	14.7 (0.5)		6,606	15.8 (0.5)	
고2	-	-	-	-	-	-	-	-	-	-	-	-	6,104	14.6 (0.6)		6,273	12.6 (0.7)		5,954	13.8 (0.6)		6,221	14.2 (0.5)	
고3	-	-	-	-	-	-	-	-	-	-	-	-	5,685	10.4 (0.5)		5,933	10.2 (0.6)		5,983	11.6 (0.5)		6,111	13.2 (0.5)	
<b>학교급</b>																								
중학교	-	-	-	-	-	-	-	-	-	-	-	-	20,933	18.0 (0.4)		19,956	16.9 (0.4)		19,550	18.2 (0.3)		19,283	20.4 (0.3)	
고등학교	-	-	-	-	-	-	-	-	-	-	-	-	18,679	13.4 (0.3)		18,435	12.2 (0.4)		18,323	13.4 (0.4)		18,938	14.4 (0.3)	
일반계고	-	-	-	-	-	-	-	-	-	-	-	-	14,278	13.0 (0.4)		14,042	11.7 (0.5)		13,946	13.1 (0.4)		14,458	14.4 (0.4)	
특성화계고	-	-	-	-	-	-	-	-	-	-	-	-	4,401	14.5 (0.6)		4,393	13.5 (0.7)		4,377	14.2 (0.7)		4,480	14.6 (0.6)	

※ 최근 7일 동안 운동종류 상관없이 심장박동이 평상시보다 증가하거나, 숨이 찬 정도의 신체활동을 하루에 총합이 60분 이상 한 날이 5일 이상인 사람의 비율



(계속: 하루60분 주5일 이상 신체활동 실천율)

(단위: %)

구 분	'05			'06			'07			'08			'09			'10			'11			'12		
	N	분	월(표준오차)	N	분	월(표준오차)	N	분	월(표준오차)	N	분	월(표준오차)	N	분	월(표준오차)	N	분	월(표준오차)	N	분	월(표준오차)	N	분	월(표준오차)
<b>지 역</b>																								
서울	-	-	-	-	-	-	-	-	-	-	-	-	4,224	16.4	(0.6)	4,018	16.8	(0.7)	5,428	19.1	(0.7)	5,266	18.1	(0.6)
부산	-	-	-	-	-	-	-	-	-	-	-	-	2,748	16.7	(0.7)	2,804	13.3	(0.9)	2,781	13.4	(0.6)	2,807	16.4	(0.7)
대구	-	-	-	-	-	-	-	-	-	-	-	-	2,682	14.8	(0.9)	2,650	14.8	(0.8)	2,391	12.9	(0.8)	2,624	18.0	(0.8)
인천	-	-	-	-	-	-	-	-	-	-	-	-	2,792	16.1	(1.1)	2,566	13.7	(0.9)	2,183	17.2	(1.4)	2,237	18.1	(1.1)
광주	-	-	-	-	-	-	-	-	-	-	-	-	2,253	13.2	(0.8)	2,149	12.5	(0.8)	1,714	13.0	(0.9)	1,689	15.5	(1.0)
대전	-	-	-	-	-	-	-	-	-	-	-	-	2,230	14.5	(1.0)	2,110	12.1	(0.9)	1,554	13.8	(1.0)	1,694	16.0	(1.2)
울산	-	-	-	-	-	-	-	-	-	-	-	-	2,098	15.4	(1.1)	2,170	13.1	(0.7)	1,453	13.7	(1.1)	1,329	18.7	(1.2)
경기	-	-	-	-	-	-	-	-	-	-	-	-	5,071	16.5	(0.6)	4,825	15.6	(0.7)	7,226	16.7	(0.6)	7,677	18.1	(0.5)
강원	-	-	-	-	-	-	-	-	-	-	-	-	1,885	14.8	(1.2)	1,771	15.9	(1.2)	1,360	14.3	(1.0)	1,235	16.1	(1.8)
충북	-	-	-	-	-	-	-	-	-	-	-	-	2,008	13.4	(1.1)	1,861	11.9	(1.0)	1,396	13.3	(0.9)	1,493	17.2	(1.4)
충남	-	-	-	-	-	-	-	-	-	-	-	-	1,963	15.3	(0.9)	1,975	14.7	(0.8)	1,792	14.9	(1.2)	1,680	16.6	(1.2)
전북	-	-	-	-	-	-	-	-	-	-	-	-	1,983	15.6	(1.1)	2,005	13.8	(1.2)	1,638	15.7	(1.1)	1,470	18.7	(1.5)
전남	-	-	-	-	-	-	-	-	-	-	-	-	1,734	17.1	(1.3)	1,752	13.2	(1.4)	1,623	14.3	(1.6)	1,436	15.0	(1.3)
경북	-	-	-	-	-	-	-	-	-	-	-	-	2,182	15.4	(1.1)	2,136	11.9	(1.6)	2,010	12.7	(1.3)	2,034	16.2	(1.0)
경남	-	-	-	-	-	-	-	-	-	-	-	-	2,426	13.5	(1.3)	2,318	12.7	(1.1)	2,419	15.9	(1.1)	2,570	16.0	(1.3)
제주	-	-	-	-	-	-	-	-	-	-	-	-	1,333	16.2	(1.2)	1,281	14.5	(1.3)	905	14.9	(2.1)	980	14.5	(1.7)
 <b>여학생</b>																								
<b>전 체</b>	-	-	-	-	-	-	-	-	-	-	-	-	35,454	5.4	(0.2)	34,847	4.9	(0.1)	37,770	5.2	(0.1)	35,965	6.1	(0.2)
<b>학 년</b>																								
중1	-	-	-	-	-	-	-	-	-	-	-	-	5,781	6.4	(0.4)	5,949	5.4	(0.3)	6,180	6.4	(0.4)	5,998	7.8	(0.4)
중2	-	-	-	-	-	-	-	-	-	-	-	-	5,903	6.6	(0.4)	5,879	5.3	(0.4)	6,490	5.6	(0.3)	5,990	7.2	(0.4)
중3	-	-	-	-	-	-	-	-	-	-	-	-	5,792	6.4	(0.4)	5,786	5.7	(0.4)	6,254	5.3	(0.3)	6,026	6.6	(0.4)
고1	-	-	-	-	-	-	-	-	-	-	-	-	5,587	4.3	(0.3)	5,792	4.7	(0.4)	6,183	4.8	(0.4)	5,845	4.5	(0.3)
고2	-	-	-	-	-	-	-	-	-	-	-	-	6,323	4.9	(0.3)	5,851	4.1	(0.3)	6,554	4.3	(0.3)	6,094	5.8	(0.4)
고3	-	-	-	-	-	-	-	-	-	-	-	-	6,068	4.0	(0.3)	5,590	3.9	(0.3)	6,109	5.0	(0.3)	6,012	4.8	(0.4)
<b>학교급</b>																								
중학교	-	-	-	-	-	-	-	-	-	-	-	-	17,476	6.5	(0.2)	17,614	5.5	(0.2)	18,924	5.7	(0.2)	18,014	7.2	(0.2)
고등학교	-	-	-	-	-	-	-	-	-	-	-	-	17,978	4.4	(0.2)	17,233	4.2	(0.2)	18,846	4.7	(0.2)	17,951	5.0	(0.2)
일 반 계 고	-	-	-	-	-	-	-	-	-	-	-	-	13,102	3.9	(0.2)	12,803	3.9	(0.2)	13,332	4.3	(0.2)	13,985	4.7	(0.3)
특성화학교	-	-	-	-	-	-	-	-	-	-	-	-	4,876	6.1	(0.4)	4,430	5.6	(0.5)	5,514	6.2	(0.5)	3,966	6.2	(0.5)
<b>지 역</b>																								
서울	-	-	-	-	-	-	-	-	-	-	-	-	3,983	6.7	(0.4)	3,830	5.6	(0.4)	5,927	5.7	(0.4)	6,107	6.3	(0.4)
부산	-	-	-	-	-	-	-	-	-	-	-	-	2,720	5.4	(0.6)	2,499	4.5	(0.5)	2,376	5.3	(0.5)	2,132	6.2	(0.6)
대구	-	-	-	-	-	-	-	-	-	-	-	-	2,381	5.3	(0.5)	2,380	4.8	(0.4)	2,048	5.0	(0.4)	1,688	6.2	(0.6)
인천	-	-	-	-	-	-	-	-	-	-	-	-	2,334	6.1	(0.6)	2,442	4.8	(0.6)	2,333	5.0	(0.5)	2,065	5.7	(0.6)
광주	-	-	-	-	-	-	-	-	-	-	-	-	1,857	5.5	(0.5)	1,875	5.1	(0.8)	1,595	4.7	(0.5)	1,460	5.8	(0.8)
대전	-	-	-	-	-	-	-	-	-	-	-	-	1,718	7.0	(0.7)	1,764	5.8	(0.5)	1,449	5.8	(0.8)	1,281	8.3	(0.7)
울산	-	-	-	-	-	-	-	-	-	-	-	-	1,537	4.9	(0.5)	1,308	5.3	(0.5)	1,460	5.8	(0.6)	1,189	5.8	(0.5)
경기	-	-	-	-	-	-	-	-	-	-	-	-	4,359	4.9	(0.3)	4,219	4.8	(0.4)	7,201	5.4	(0.3)	7,981	5.5	(0.3)
강원	-	-	-	-	-	-	-	-	-	-	-	-	1,668	5.0	(0.7)	1,676	4.6	(0.6)	1,362	4.3	(0.6)	1,251	6.8	(0.8)
충북	-	-	-	-	-	-	-	-	-	-	-	-	1,628	5.5	(0.4)	1,639	4.4	(0.6)	1,577	6.3	(0.8)	1,260	6.2	(1.2)
충남	-	-	-	-	-	-	-	-	-	-	-	-	1,889	5.3	(0.6)	1,894	5.2	(0.6)	1,665	3.9	(1.0)	1,584	4.2	(0.6)
전북	-	-	-	-	-	-	-	-	-	-	-	-	1,816	5.6	(0.8)	1,773	3.3	(0.7)	1,744	4.4	(0.6)	1,663	6.0	(0.7)
전남	-	-	-	-	-	-	-	-	-	-	-	-	1,647	4.6	(0.6)	1,629	4.8	(0.7)	1,811	4.1	(0.5)	1,470	5.8	(0.8)
경북	-	-	-	-	-	-	-	-	-	-	-	-	2,407	4.2	(0.5)	2,379	3.9	(0.5)	2,018	5.8	(0.7)	1,721	5.2	(0.6)
경남	-	-	-	-	-	-	-	-	-	-	-	-	2,507	4.9	(0.5)	2,492	4.7	(0.4)	2,314	5.0	(0.4)	2,350	8.8	(1.4)
제주	-	-	-	-	-	-	-	-	-	-	-	-	1,003	3.5	(0.8)	1,048	3.8	(0.7)	890	4.5	(0.6)	763	5.0	(0.6)



결과표37. 주3일 이상 근력강화운동 실천율

(단위: %)

구 분	'05			'06			'07			'08			'09			'10			'11			'12		
	N	분율(표준오차)		N	분율(표준오차)		N	분율(표준오차)		N	분율(표준오차)		N	분율(표준오차)		N	분율(표준오차)		N	분율(표준오차)		N	분율(표준오차)	
<b>전 체</b>																								
전 체	58,224	19.8 (0.4)		71,403	20.7 (0.4)		74,698	21.0 (0.4)		75,238	22.4 (0.4)		75,066	20.1 (0.4)		73,238	20.9 (0.4)		75,643	20.0 (0.3)		74,186	19.2 (0.3)	
<b>학 년</b>																								
중1	12,167	19.7 (0.6)		12,876	21.5 (0.7)		13,035	24.1 (0.7)		13,037	25.0 (0.7)		12,714	22.6 (0.7)		12,468	22.8 (0.7)		12,728	22.7 (0.6)		12,362	20.6 (0.5)	
중2	11,998	21.3 (0.7)		12,384	23.0 (0.8)		12,849	22.7 (0.7)		13,056	25.1 (0.7)		12,868	22.3 (0.7)		12,499	22.0 (0.5)		12,903	21.4 (0.6)		12,384	20.3 (0.5)	
중3	11,384	19.9 (0.6)		12,160	22.0 (0.7)		12,936	21.2 (0.6)		12,850	22.3 (0.6)		12,827	19.8 (0.6)		12,603	22.1 (0.6)		12,843	20.2 (0.5)		12,551	19.2 (0.5)	
고1	11,469	18.4 (0.7)		11,624	19.8 (0.8)		12,809	20.1 (0.7)		12,720	21.0 (0.7)		12,477	18.7 (0.7)		12,021	19.8 (0.7)		12,569	19.0 (0.6)		12,451	17.8 (0.7)	
고2	11,206	19.4 (0.7)		11,450	19.3 (0.8)		11,596	19.5 (0.7)		12,375	22.1 (0.8)		12,427	20.1 (0.8)		12,124	20.2 (0.8)		12,508	19.2 (0.6)		12,315	19.1 (0.6)	
고3	-	-	-	10,909	18.0 (0.8)		11,473	17.8 (0.7)		11,200	18.4 (0.8)		11,753	16.8 (0.6)		11,523	18.4 (0.8)		12,092	17.4 (0.6)		12,123	18.3 (0.7)	
<b>학교급</b>																								
중학교	35,549	20.3 (0.4)		37,420	22.2 (0.5)		38,820	22.7 (0.5)		38,943	24.2 (0.5)		38,409	21.6 (0.5)		37,570	22.3 (0.4)		38,474	21.4 (0.4)		37,297	20.0 (0.3)	
고등학교	22,675	18.9 (0.6)		33,983	19.0 (0.6)		35,878	19.2 (0.6)		36,295	20.6 (0.6)		36,657	18.6 (0.5)		35,668	19.5 (0.6)		37,169	18.5 (0.5)		36,889	18.4 (0.5)	
일반계고	15,801	17.6 (0.8)		23,504	17.8 (0.8)		25,051	18.5 (0.7)		26,808	19.8 (0.7)		27,380	17.6 (0.6)		26,845	19.0 (0.7)		27,278	18.0 (0.5)		28,443	18.2 (0.6)	
특성화계고	6,874	22.2 (1.1)		10,479	22.3 (0.9)		10,827	21.2 (0.9)		9,487	22.9 (1.1)		9,277	21.6 (1.1)		8,823	21.0 (1.1)		9,891	20.3 (0.9)		8,446	19.0 (1.1)	
<b>지 역</b>																								
서울	6,604	20.4 (0.9)		7,855	20.2 (1.1)		8,402	21.7 (0.9)		8,077	23.4 (1.1)		8,207	20.6 (1.0)		7,848	21.0 (0.9)		11,355	21.2 (0.7)		11,373	19.8 (0.8)	
부산	4,296	22.1 (1.3)		5,195	22.3 (1.4)		5,530	20.7 (1.0)		5,501	22.1 (1.1)		5,468	21.1 (1.2)		5,303	20.7 (1.2)		5,157	20.6 (1.0)		4,939	19.1 (1.3)	
대구	4,109	21.4 (1.0)		4,953	22.6 (1.2)		5,163	22.2 (1.3)		5,053	24.3 (1.4)		5,063	22.6 (1.3)		5,030	20.4 (1.4)		4,439	21.0 (1.1)		4,312	19.9 (1.2)	
인천	4,049	19.0 (1.5)		4,879	21.2 (1.4)		5,122	21.0 (1.4)		5,240	22.5 (1.3)		5,126	20.7 (1.3)		5,008	21.0 (1.3)		4,516	19.4 (1.4)		4,302	19.3 (1.4)	
광주	3,076	18.6 (1.4)		3,846	18.0 (1.2)		4,076	18.8 (1.2)		4,011	21.2 (1.6)		4,110	19.8 (1.4)		4,024	21.1 (1.3)		3,309	17.8 (1.1)		3,149	17.5 (1.1)	
대전	2,958	22.5 (1.9)		3,798	20.9 (1.2)		3,870	20.4 (1.4)		4,011	22.0 (1.4)		3,948	20.0 (1.1)		3,874	20.3 (1.3)		3,003	20.4 (1.4)		2,975	19.3 (1.5)	
울산	2,691	19.2 (1.3)		3,561	19.9 (1.2)		3,723	19.6 (1.4)		3,665	21.2 (1.4)		3,635	19.5 (1.1)		3,478	21.1 (1.3)		2,913	19.9 (1.3)		2,518	19.2 (1.6)	
경기	6,859	18.8 (0.8)		8,291	21.1 (0.9)		8,761	21.7 (1.0)		9,332	22.7 (0.8)		9,430	19.0 (0.9)		9,044	21.1 (0.8)		14,427	19.9 (0.5)		15,658	19.0 (0.5)	
강원	2,635	21.7 (2.5)		3,402	20.9 (2.4)		3,352	21.4 (2.2)		3,520	20.8 (1.8)		3,553	17.0 (1.5)		3,447	21.7 (2.0)		2,722	17.1 (1.7)		2,486	19.1 (1.6)	
충북	2,785	16.5 (1.2)		3,424	18.6 (1.7)		3,601	19.9 (1.5)		3,657	21.6 (1.8)		3,636	19.5 (1.9)		3,500	21.0 (1.6)		2,973	20.3 (1.5)		2,753	18.1 (2.0)	
충남	2,868	17.7 (1.3)		3,624	20.0 (1.7)		3,740	20.5 (1.4)		3,910	22.2 (1.7)		3,852	19.6 (1.4)		3,869	20.4 (2.0)		3,457	18.3 (2.0)		3,264	17.3 (1.6)	
전북	2,858	17.6 (1.4)		3,336	20.3 (1.9)		3,548	20.8 (1.8)		3,757	21.0 (1.3)		3,799	22.1 (2.0)		3,778	20.4 (2.1)		3,382	18.7 (1.4)		3,133	19.3 (1.9)	
전남	2,929	18.6 (1.4)		3,564	19.5 (1.5)		3,661	20.4 (1.5)		3,581	25.0 (2.3)		3,381	19.9 (1.6)		3,381	19.4 (1.5)		3,434	20.5 (1.6)		2,906	18.7 (1.6)	
경북	3,523	20.7 (1.8)		4,265	21.4 (1.6)		4,497	20.5 (1.4)		4,589	21.5 (1.3)		4,589	20.7 (2.1)		4,515	21.3 (1.9)		4,028	19.2 (1.3)		3,755	18.8 (1.7)	
경남	3,947	20.5 (1.8)		4,848	21.6 (1.8)		5,014	20.4 (1.4)		4,849	20.7 (1.5)		4,933	20.3 (1.1)		4,810	21.1 (1.7)		4,733	20.4 (1.9)		4,920	20.9 (1.4)	
제주	2,037	16.7 (1.6)		2,562	16.5 (1.5)		2,638	17.8 (1.7)		2,485	19.5 (1.3)		2,336	17.7 (1.7)		2,329	19.2 (1.6)		1,795	18.2 (2.2)		1,743	17.1 (2.3)	
<b>남학생</b>																								
전 체	29,874	29.8 (0.4)		37,204	30.3 (0.4)		39,466	29.9 (0.4)		39,278	32.2 (0.3)		39,612	29.1 (0.4)		38,391	30.5 (0.4)		37,873	29.5 (0.3)		38,221	28.2 (0.3)	
<b>학 년</b>																								
중1	6,281	28.2 (0.8)		6,916	27.9 (0.8)		7,102	30.5 (0.7)		6,893	32.1 (0.8)		6,933	29.2 (0.9)		6,519	31.8 (0.8)		6,548	31.4 (0.7)		6,364	27.7 (0.6)	
중2	6,118	31.4 (0.8)		6,405	31.4 (1.0)		6,810	30.4 (0.9)		6,938	33.0 (0.8)		6,965	30.0 (0.8)		6,620	30.4 (0.6)		6,413	31.6 (0.7)		6,394	28.5 (0.6)	
중3	5,836	30.0 (0.8)		6,299	33.0 (0.8)		6,709	30.5 (0.7)		6,900	32.3 (0.7)		7,035	28.5 (0.7)		6,817	32.5 (0.8)		6,589	29.8 (0.6)		6,525	27.9 (0.6)	
고1	5,898	29.1 (0.8)		6,039	30.7 (0.9)		6,602	29.6 (0.7)		6,674	32.1 (0.7)		6,890	28.6 (0.7)		6,229	29.0 (0.9)		6,386	28.9 (0.7)		6,606	27.8 (0.7)	
고2	5,741	30.6 (0.7)		6,005	30.0 (0.8)		6,199	30.0 (0.7)		6,067	34.3 (0.7)		6,104	31.9 (0.9)		6,273	30.6 (0.9)		5,954	29.2 (0.7)		6,221	28.9 (0.7)	
고3	-	-	-	5,540	28.9 (1.0)		6,044	28.1 (0.8)		5,806	29.0 (0.8)		5,685	26.5 (0.9)		5,933	28.9 (0.7)		5,983	26.6 (0.7)		6,111	28.5 (0.8)	
<b>학교급</b>																								
중학교	18,235	29.8 (0.5)		19,620	30.7 (0.5)		20,621	30.5 (0.5)		20,731	32.5 (0.5)		20,933	29.2 (0.5)		19,956	31.6 (0.4)		19,550	30.9 (0.5)		19,283	28.0 (0.4)	
고등학교	11,639	29.8 (0.5)		17,584	29.9 (0.5)		18,845	29.3 (0.5)		18,547	31.9 (0.5)		18,679	29.0 (0.5)		18,435	29.5 (0.6)		18,323	28.3 (0.4)		18,938	28.4 (0.4)	
일반계고	8,177	27.9 (0.6)		12,186	28.5 (0.6)		13,278	28.5 (0.6)		14,247	31.2 (0.6)		14,278	27.7 (0.5)		14,042	29.0 (0.7)		13,946	27.7 (0.5)		14,458	28.4 (0.5)	
특성화계고	3,462	34.6 (1.0)		5,398	33.4 (0.7)		5,567	31.3 (0.7)		4,300	33.9 (0.7)		4,401	32.9 (0.9)		4,393	31.0 (0.8)		4,377	30.2 (0.8)		4,480	28.5 (0.8)	

※ 최근 7일 동안 근력강화운동(팔굽혀펴기, 윗몸일으키기, 역기 들기, 아령, 첩봉, 평행봉 등)을 3일 이상 한 사람의 분율



(계속: 주3일 이상 근력강화운동 실천율)

(단위: %)

구 분	'05		'06		'07		'08		'09		'10		'11		'12	
	N	분율(표준오차)	N	분율(표준오차)	N	분율(표준오차)	N	분율(표준오차)	N	분율(표준오차)	N	분율(표준오차)	N	분율(표준오차)	N	분율(표준오차)
<b>지 역</b>																
서울	3,401	30.4 (0.9)	4,008	29.8 (0.9)	4,403	30.5 (0.8)	4,122	33.1 (0.9)	4,224	29.3 (0.9)	4,018	30.3 (0.8)	5,428	31.1 (0.7)	5,266	29.1 (0.8)
부산	2,218	33.2 (1.3)	2,895	32.1 (1.0)	2,903	29.0 (1.1)	2,793	31.0 (0.9)	2,748	29.6 (1.1)	2,804	30.4 (1.2)	2,781	29.2 (1.0)	2,807	27.8 (1.1)
대구	2,129	30.2 (1.0)	2,647	31.6 (1.3)	2,626	30.2 (1.0)	2,618	34.5 (1.1)	2,682	31.0 (0.7)	2,650	30.2 (0.7)	2,391	30.0 (1.3)	2,624	28.1 (1.0)
인천	2,101	28.6 (1.1)	2,481	30.8 (1.4)	2,576	30.1 (1.8)	2,830	32.5 (1.1)	2,792	30.5 (1.0)	2,566	30.8 (1.1)	2,183	29.5 (1.5)	2,237	28.1 (1.1)
광주	1,612	29.2 (1.6)	2,095	26.4 (1.1)	2,193	27.1 (1.0)	2,183	30.7 (0.9)	2,253	28.6 (1.3)	2,149	30.8 (1.1)	1,714	26.6 (0.9)	1,689	24.8 (1.3)
대전	1,649	33.8 (2.1)	2,221	30.1 (1.4)	2,262	29.9 (1.3)	2,088	31.3 (1.1)	2,230	28.0 (1.1)	2,110	28.8 (1.1)	1,554	30.2 (1.5)	1,694	28.4 (1.1)
울산	1,379	28.9 (1.2)	1,786	28.5 (0.8)	1,949	28.8 (1.1)	1,994	30.6 (1.4)	2,098	27.3 (1.0)	2,170	29.9 (0.7)	1,453	27.8 (1.3)	1,329	28.0 (1.0)
경기	3,405	28.3 (0.9)	4,080	31.4 (0.9)	4,572	31.2 (1.2)	4,928	33.6 (0.9)	5,071	28.5 (1.1)	4,825	31.2 (1.0)	7,226	29.6 (0.7)	7,677	28.6 (0.6)
강원	1,318	34.2 (1.9)	1,726	32.2 (2.2)	1,708	29.5 (2.0)	1,927	30.4 (1.3)	1,885	26.1 (1.3)	1,771	33.2 (1.4)	1,360	25.9 (1.8)	1,235	25.8 (1.2)
충북	1,501	25.2 (1.3)	1,788	28.7 (1.6)	1,965	28.2 (1.1)	2,006	31.6 (1.0)	2,008	28.8 (1.6)	1,861	30.7 (1.2)	1,396	30.1 (1.7)	1,493	28.1 (1.1)
충남	1,511	27.1 (2.1)	1,827	28.5 (1.7)	1,960	29.1 (1.9)	1,981	31.3 (1.5)	1,963	28.1 (1.4)	1,975	30.6 (1.2)	1,792	28.0 (1.4)	1,680	27.7 (1.1)
전북	1,448	27.9 (1.2)	1,727	30.5 (2.2)	1,907	29.6 (1.4)	1,997	30.5 (2.0)	1,983	32.4 (1.4)	2,005	31.6 (1.5)	1,638	28.1 (1.1)	1,470	29.0 (1.7)
전남	1,383	29.0 (1.3)	1,764	28.6 (1.3)	1,856	30.5 (1.4)	1,810	35.7 (1.9)	1,734	28.9 (1.8)	1,752	28.7 (1.7)	1,623	31.3 (1.5)	1,436	28.0 (1.5)
경북	1,848	31.6 (1.3)	2,301	30.5 (1.3)	2,616	29.3 (1.2)	2,272	29.8 (1.0)	2,182	30.5 (1.9)	2,136	29.3 (1.6)	2,010	27.0 (2.2)	2,034	27.4 (1.4)
경남	1,909	31.4 (2.0)	2,538	30.4 (1.4)	2,688	28.7 (1.0)	2,352	29.1 (1.2)	2,426	29.1 (1.2)	2,318	30.8 (1.5)	2,419	31.3 (1.2)	2,570	29.1 (1.2)
제주	1,062	24.4 (1.3)	1,320	25.1 (0.9)	1,282	25.6 (1.3)	1,377	27.3 (1.2)	1,333	26.9 (1.1)	1,281	28.0 (1.9)	905	27.5 (0.8)	980	24.9 (1.2)
<b>전 체</b>	28,350	8.4 (0.2)	34,199	9.9 (0.3)	35,232	11.0 (0.3)	35,960	11.4 (0.3)	35,454	9.9 (0.3)	34,847	10.0 (0.2)	37,770	9.3 (0.2)	35,965	9.2 (0.2)
<b>학 년</b>																
중1	5,886	10.1 (0.5)	5,960	14.2 (0.8)	5,933	16.7 (0.9)	6,144	17.0 (0.9)	5,781	15.3 (0.7)	5,949	13.0 (0.6)	6,180	13.2 (0.5)	5,998	12.8 (0.6)
중2	5,880	10.1 (0.6)	5,979	13.5 (0.8)	6,039	13.9 (0.8)	6,118	16.1 (0.9)	5,903	13.6 (0.8)	5,879	12.5 (0.6)	6,490	10.4 (0.5)	5,990	11.2 (0.6)
중3	5,548	8.6 (0.5)	5,861	9.8 (0.7)	6,227	10.6 (0.5)	5,950	10.9 (0.5)	5,792	9.8 (0.5)	5,786	10.3 (0.5)	6,254	9.5 (0.4)	6,026	10.0 (0.4)
고1	5,571	6.0 (0.5)	5,585	7.5 (0.5)	6,207	9.5 (0.5)	6,046	8.5 (0.5)	5,587	7.4 (0.4)	5,792	9.3 (0.4)	6,183	7.9 (0.4)	5,845	6.6 (0.4)
고2	5,465	6.9 (0.5)	5,445	7.1 (0.5)	5,397	7.9 (0.5)	6,308	8.6 (0.5)	6,323	7.0 (0.4)	5,851	8.2 (0.5)	6,554	7.8 (0.4)	6,094	8.1 (0.4)
고3	-	-	5,369	5.8 (0.7)	5,429	6.3 (0.4)	5,394	6.7 (0.4)	6,068	6.1 (0.4)	5,590	6.8 (0.5)	6,109	6.9 (0.4)	6,012	6.7 (0.4)
<b>학교급</b>																
중학교	17,314	9.6 (0.3)	17,800	12.5 (0.5)	18,199	13.7 (0.5)	18,212	14.7 (0.5)	17,476	12.9 (0.4)	17,614	11.9 (0.3)	18,924	11.0 (0.3)	18,014	11.3 (0.3)
고등학교	11,036	6.4 (0.3)	16,399	6.8 (0.3)	17,033	7.9 (0.3)	17,748	8.0 (0.3)	17,978	6.8 (0.2)	17,233	8.1 (0.3)	18,846	7.6 (0.3)	17,951	7.2 (0.2)
일 반 계 고	7,624	5.9 (0.4)	11,318	6.0 (0.4)	11,773	7.5 (0.4)	12,561	7.4 (0.3)	13,102	6.5 (0.3)	12,803	7.8 (0.3)	13,332	7.3 (0.3)	13,985	6.9 (0.3)
특성화계고	3,412	7.8 (0.5)	5,081	9.2 (0.7)	5,260	9.2 (0.4)	5,187	9.9 (0.6)	4,876	8.0 (0.4)	4,430	9.0 (0.6)	5,514	8.5 (0.5)	3,966	8.0 (0.4)
<b>지 역</b>																
서울	3,203	9.4 (0.8)	3,847	9.5 (1.0)	3,999	11.9 (0.7)	3,955	12.5 (0.9)	3,983	10.9 (0.8)	3,830	10.7 (0.6)	5,927	10.1 (0.4)	6,107	9.7 (0.4)
부산	2,078	9.2 (0.7)	2,300	10.8 (1.0)	2,627	11.0 (0.8)	2,708	11.6 (1.1)	2,720	11.1 (1.1)	2,499	9.5 (0.8)	2,376	10.6 (1.2)	2,132	9.2 (1.1)
대구	1,980	10.2 (1.2)	2,306	11.2 (1.1)	2,537	12.2 (1.4)	2,435	11.9 (1.1)	2,381	12.6 (1.1)	2,380	8.7 (0.7)	2,048	10.4 (0.7)	1,688	10.3 (1.4)
인천	1,948	8.7 (1.6)	2,398	10.6 (0.9)	2,546	10.9 (0.8)	2,410	11.5 (1.0)	2,334	9.9 (0.9)	2,442	10.3 (0.9)	2,333	8.3 (0.6)	2,065	9.6 (0.9)
광주	1,464	7.1 (0.9)	1,751	8.8 (1.3)	1,883	9.7 (0.8)	1,828	10.9 (1.3)	1,857	10.2 (1.0)	1,875	10.5 (0.7)	1,595	8.3 (0.6)	1,460	9.7 (0.8)
대전	1,309	10.0 (1.0)	1,577	10.5 (1.1)	1,608	9.6 (0.9)	1,923	11.4 (1.0)	1,718	11.1 (1.0)	1,764	10.9 (0.8)	1,449	9.6 (0.6)	1,281	9.2 (1.1)
울산	1,312	7.6 (0.5)	1,775	9.3 (0.7)	1,774	8.2 (0.7)	1,671	9.9 (0.9)	1,537	10.0 (1.1)	1,308	10.8 (0.9)	1,460	10.4 (1.3)	1,189	9.0 (0.7)
경기	3,454	8.2 (0.5)	4,211	9.8 (0.7)	4,189	11.2 (0.7)	4,404	10.9 (0.7)	4,359	8.5 (0.5)	4,219	10.1 (0.5)	7,201	9.3 (0.5)	7,981	8.6 (0.4)
강원	1,317	8.3 (1.2)	1,676	8.6 (1.0)	1,644	12.5 (2.6)	1,593	10.0 (1.6)	1,668	6.9 (0.8)	1,676	9.1 (0.6)	1,362	7.5 (0.9)	1,251	11.7 (1.3)
충북	1,284	6.6 (0.6)	1,636	7.2 (0.7)	1,636	10.4 (1.4)	1,651	10.3 (1.1)	1,628	8.9 (1.1)	1,639	10.2 (0.5)	1,577	9.3 (1.0)	1,260	7.0 (0.7)
충남	1,357	7.2 (0.7)	1,797	10.4 (1.1)	1,780	10.7 (0.9)	1,929	12.0 (1.4)	1,889	10.1 (1.4)	1,894	8.9 (1.2)	1,665	7.6 (1.0)	1,584	5.8 (0.8)
전북	1,410	6.7 (0.8)	1,609	9.1 (1.1)	1,641	11.2 (1.6)	1,760	10.7 (1.2)	1,816	10.8 (0.8)	1,773	8.2 (0.8)	1,744	8.4 (0.9)	1,663	8.9 (0.6)
전남	1,546	7.0 (0.6)	1,800	9.5 (1.4)	1,805	9.3 (1.3)	1,771	13.3 (2.1)	1,647	10.0 (1.5)	1,629	9.3 (1.0)	1,811	8.6 (1.0)	1,470	8.5 (0.8)
경북	1,675	7.5 (1.0)	1,964	10.3 (1.3)	1,881	9.8 (1.0)	2,317	11.5 (1.3)	2,407	8.9 (0.9)	2,379	11.9 (1.3)	2,018	10.2 (1.0)	1,721	8.8 (0.9)
경남	2,038	8.6 (0.8)	2,310	11.4 (1.8)	2,326	10.6 (1.3)	2,497	10.9 (1.4)	2,507	10.0 (1.1)	2,492	9.8 (0.7)	2,314	7.8 (0.5)	2,350	11.6 (1.5)
제주	975	8.1 (0.7)	1,242	7.1 (1.0)	1,356	9.3 (1.1)	1,108	11.1 (1.3)	1,003	7.6 (1.0)	1,048	9.4 (0.8)	890	8.0 (1.0)	763	8.5 (1.4)



결과표38. 주중 1일 2시간 이상 앉아 있는 여가시간을

(단위: %)

구 분	'05		'06		'07		'08		'09		'10		'11		'12	
	N	분율(표준오차)	N	분율(표준오차)	N	분율(표준오차)	N	분율(표준오차)	N	분율(표준오차)	N	분율(표준오차)	N	분율(표준오차)	N	분율(표준오차)
<b>전 체</b>																
전 체	58,224	57.3 (0.4)	71,404	52.2 (0.4)	74,698	47.6 (0.4)	75,238	49.0 (0.4)	75,066	46.2 (0.4)	73,238	46.8 (0.4)	75,643	55.0 (0.3)	74,186	47.9 (0.3)
<b>학 년</b>																
중1	12,167	55.5 (0.6)	12,876	49.0 (0.7)	13,035	46.2 (0.7)	13,037	47.5 (0.7)	12,714	44.1 (0.7)	12,468	46.2 (0.7)	12,728	50.2 (0.6)	12,362	42.5 (0.6)
중2	11,998	65.3 (0.7)	12,384	56.9 (0.7)	12,849	53.9 (0.8)	13,056	54.9 (0.7)	12,868	51.7 (0.7)	12,499	52.3 (0.7)	12,903	58.7 (0.6)	12,384	51.4 (0.5)
중3	11,384	64.9 (0.6)	12,160	59.3 (0.7)	12,936	57.9 (0.8)	12,850	59.5 (0.7)	12,827	54.5 (0.6)	12,603	55.6 (0.6)	12,843	62.1 (0.5)	12,551	55.6 (0.5)
고1	11,469	49.7 (0.7)	11,624	49.0 (0.8)	12,809	41.5 (0.8)	12,720	42.8 (0.8)	12,477	41.3 (0.7)	12,021	42.2 (0.8)	12,569	52.8 (0.6)	12,451	45.0 (0.6)
고2	11,206	49.3 (0.8)	11,450	50.1 (0.7)	11,596	42.7 (0.8)	12,375	44.6 (0.7)	12,427	42.9 (0.9)	12,124	41.2 (0.8)	12,508	53.4 (0.6)	12,315	48.6 (0.7)
고3	-	-	10,910	47.6 (0.9)	11,473	41.1 (0.8)	11,200	43.9 (0.9)	11,753	42.2 (0.9)	11,523	43.1 (0.9)	12,092	52.3 (0.7)	12,123	44.2 (0.7)
<b>학교급</b>																
중학교	35,549	61.7 (0.5)	37,420	55.1 (0.6)	38,820	52.7 (0.6)	38,943	54.0 (0.5)	38,409	50.2 (0.5)	37,570	51.4 (0.5)	38,474	57.1 (0.4)	37,297	50.0 (0.4)
고등학교	22,675	49.5 (0.6)	33,984	48.9 (0.6)	35,878	41.8 (0.6)	36,295	43.7 (0.6)	36,657	42.1 (0.6)	35,668	42.2 (0.6)	37,169	52.8 (0.5)	36,889	45.9 (0.5)
일반계고	15,801	42.0 (0.8)	23,505	41.5 (0.7)	25,051	32.9 (0.7)	26,808	36.2 (0.6)	27,380	36.5 (0.6)	26,845	36.4 (0.7)	27,278	48.4 (0.6)	28,443	41.7 (0.5)
특성화계고	6,874	69.2 (0.9)	10,479	68.1 (0.8)	10,827	66.0 (0.8)	9,487	65.7 (1.2)	9,277	59.7 (1.7)	8,823	60.8 (1.4)	9,891	67.5 (0.8)	8,446	60.1 (0.9)
<b>지 역</b>																
서울	6,604	63.5 (1.0)	7,855	55.9 (1.1)	8,402	52.1 (1.2)	8,077	54.2 (0.8)	8,207	52.9 (0.9)	7,848	51.0 (0.9)	11,355	58.0 (0.7)	11,373	51.5 (0.8)
부산	4,296	51.9 (1.2)	5,195	46.5 (1.1)	5,530	43.1 (1.2)	5,501	46.5 (1.3)	5,468	44.3 (1.2)	5,303	45.2 (1.1)	5,157	50.2 (1.2)	4,939	43.4 (1.1)
대구	4,109	57.4 (1.2)	4,953	52.9 (1.1)	5,163	48.6 (1.2)	5,053	50.1 (1.3)	5,063	48.7 (1.7)	5,030	47.3 (1.4)	4,439	53.8 (1.3)	4,312	46.4 (1.2)
인천	4,049	61.6 (1.6)	4,879	55.6 (1.2)	5,122	50.3 (1.4)	5,240	53.6 (1.2)	5,126	50.5 (1.0)	5,008	51.0 (1.1)	4,516	57.1 (1.1)	4,302	48.1 (1.0)
광주	3,076	51.7 (1.3)	3,846	48.0 (1.5)	4,076	43.8 (1.3)	4,011	44.0 (1.7)	4,110	39.1 (2.0)	4,024	38.4 (1.1)	3,309	45.9 (1.2)	3,149	41.7 (1.5)
대전	2,958	54.7 (1.6)	3,798	50.6 (1.2)	3,870	44.1 (1.3)	4,011	44.3 (1.4)	3,948	47.1 (1.2)	3,874	44.5 (1.2)	3,003	53.1 (1.3)	2,975	46.2 (0.9)
울산	2,691	50.6 (1.4)	3,561	49.0 (1.3)	3,723	41.3 (0.9)	3,665	43.5 (1.1)	3,635	43.0 (1.0)	3,478	42.1 (1.1)	2,913	50.1 (1.2)	2,518	42.9 (1.8)
경기	6,859	58.0 (1.0)	8,291	51.7 (1.0)	8,761	47.6 (1.1)	9,332	48.6 (1.1)	9,430	44.3 (1.2)	9,044	46.3 (1.2)	14,427	58.2 (0.7)	15,658	51.0 (0.7)
강원	2,635	60.9 (1.5)	3,402	55.2 (1.3)	3,352	49.7 (1.9)	3,520	50.7 (2.0)	3,553	42.7 (2.0)	3,447	46.7 (1.8)	2,722	56.2 (1.8)	2,486	51.0 (1.8)
충북	2,785	57.0 (2.1)	3,424	52.9 (1.8)	3,601	49.1 (2.1)	3,657	50.3 (1.5)	3,636	46.4 (1.4)	3,500	46.6 (2.0)	2,973	55.4 (1.4)	2,753	46.0 (1.5)
충남	2,868	57.6 (1.6)	3,624	56.4 (1.6)	3,740	49.1 (1.8)	3,910	49.1 (1.7)	3,852	45.4 (2.0)	3,869	45.7 (2.1)	3,457	56.6 (1.3)	3,264	49.0 (1.5)
전북	2,858	49.1 (1.6)	3,336	48.0 (2.0)	3,548	43.0 (2.0)	3,757	46.4 (1.7)	3,799	43.2 (1.2)	3,778	44.7 (1.6)	3,382	48.9 (1.4)	3,133	45.5 (1.7)
전남	2,929	53.5 (1.8)	3,564	49.2 (1.6)	3,661	44.6 (1.6)	3,581	47.4 (1.8)	3,381	42.0 (1.6)	3,381	44.5 (1.5)	3,434	49.0 (1.7)	2,906	44.8 (1.7)
경북	3,523	54.2 (1.7)	4,266	51.6 (1.7)	4,497	47.0 (1.5)	4,589	43.3 (1.6)	4,589	39.3 (1.3)	4,515	42.2 (1.6)	4,028	51.5 (1.7)	3,755	42.4 (1.3)
경남	3,947	53.6 (1.4)	4,848	51.1 (1.6)	5,014	44.4 (1.4)	4,849	47.1 (2.2)	4,933	46.7 (1.7)	4,810	48.9 (2.3)	4,733	54.2 (1.2)	4,920	45.4 (1.0)
제주	2,037	51.8 (1.7)	2,562	52.5 (2.2)	2,638	47.0 (1.9)	2,485	46.4 (1.6)	2,336	44.7 (1.2)	2,329	47.5 (1.4)	1,795	55.4 (2.6)	1,743	45.8 (2.1)
<b>남학생</b>																
전 체	29,874	56.4 (0.6)	37,204	51.7 (0.6)	39,466	47.9 (0.6)	39,278	49.1 (0.6)	39,612	46.2 (0.6)	38,391	46.2 (0.6)	37,873	52.7 (0.4)	38,221	45.4 (0.5)
<b>학 년</b>																
중1	6,281	53.2 (0.8)	6,916	46.0 (0.9)	7,102	44.3 (0.9)	6,893	45.8 (0.8)	6,933	43.2 (0.8)	6,519	44.4 (1.0)	6,548	46.1 (0.7)	6,364	38.9 (0.8)
중2	6,118	63.1 (1.1)	6,405	54.6 (1.0)	6,810	52.9 (1.0)	6,938	53.3 (0.9)	6,965	50.8 (0.9)	6,620	50.7 (0.9)	6,413	54.3 (0.7)	6,394	46.2 (0.7)
중3	5,836	63.9 (0.8)	6,299	58.6 (0.9)	6,709	57.4 (0.9)	6,900	58.8 (0.8)	7,035	54.9 (0.7)	6,817	54.3 (0.9)	6,589	59.9 (0.7)	6,525	53.2 (0.7)
고1	5,898	50.4 (1.1)	6,039	48.5 (1.2)	6,602	42.4 (1.3)	6,674	44.4 (1.2)	6,890	41.7 (1.1)	6,229	41.0 (1.2)	6,386	51.2 (0.9)	6,606	43.1 (0.9)
고2	5,741	50.5 (1.2)	6,005	51.0 (1.2)	6,199	45.2 (1.2)	6,067	45.5 (1.2)	6,104	43.1 (1.3)	6,273	42.4 (1.2)	5,954	52.7 (1.0)	6,221	46.6 (1.0)
고3	-	-	5,540	50.8 (1.3)	6,044	43.6 (1.2)	5,806	45.7 (1.4)	5,685	42.7 (1.4)	5,933	44.0 (1.2)	5,983	51.8 (1.1)	6,111	44.0 (1.0)
<b>학교급</b>																
중학교	18,235	59.9 (0.6)	19,620	53.0 (0.7)	20,621	51.6 (0.8)	20,731	52.7 (0.6)	20,933	49.7 (0.5)	19,956	49.9 (0.7)	19,550	53.6 (0.5)	19,283	46.2 (0.5)
고등학교	11,639	50.4 (1.0)	17,584	50.1 (0.9)	18,845	43.7 (1.0)	18,547	45.2 (1.0)	18,679	42.5 (1.0)	18,435	42.5 (1.0)	18,323	51.9 (0.7)	18,938	44.6 (0.7)
일반계고	8,177	42.2 (1.1)	12,186	42.2 (1.0)	13,278	34.0 (1.0)	14,247	36.8 (0.9)	14,278	35.9 (0.9)	14,042	36.1 (1.0)	13,946	47.6 (0.8)	14,458	40.0 (0.8)
특성화계고	3,462	71.5 (1.3)	5,398	69.9 (1.1)	5,567	69.2 (1.1)	4,300	68.6 (1.3)	4,401	61.9 (2.0)	4,393	62.1 (1.7)	4,377	65.8 (1.2)	4,480	59.5 (1.1)

\*지난주 주중(월~금) 여가시간에 TV보기(교육방송 시청 제외), 게임, 인터넷, 수다떨기 등으로 앉아서 보낸 시간이 하루 평균 2시간 이상인 사람의 분율



(계속: 주중 1일 2시간 이상 앉아 있는 여가시간을)

(단위: %)

구 분	'05		'06		'07		'08		'09		'10		'11		'12	
	N	분율(표준오차)	N	분율(표준오차)	N	분율(표준오차)	N	분율(표준오차)	N	분율(표준오차)	N	분율(표준오차)	N	분율(표준오차)	N	분율(표준오차)
<b>지 역</b>																
서울	3,401	62.6 (1.2)	4,008	57.6 (1.3)	4,403	53.3 (1.3)	4,122	54.5 (1.2)	4,224	53.3 (1.2)	4,018	51.2 (1.3)	5,428	57.2 (0.9)	5,266	51.1 (1.1)
부산	2,218	50.3 (1.9)	2,895	45.3 (2.0)	2,903	42.9 (2.3)	2,793	44.5 (2.3)	2,748	43.1 (2.1)	2,804	44.9 (1.9)	2,781	47.6 (1.9)	2,807	42.5 (1.6)
대구	2,129	57.2 (1.9)	2,647	52.4 (1.7)	2,626	49.0 (2.5)	2,618	51.0 (2.2)	2,682	47.1 (3.1)	2,650	47.4 (2.3)	2,391	51.1 (1.9)	2,624	42.6 (1.6)
인천	2,101	63.5 (1.9)	2,481	54.5 (2.0)	2,576	51.0 (3.1)	2,830	53.8 (2.0)	2,792	49.5 (1.8)	2,566	50.1 (2.2)	2,183	55.8 (1.9)	2,237	45.2 (1.6)
광주	1,612	51.6 (2.2)	2,095	49.0 (2.2)	2,193	42.9 (2.2)	2,183	44.6 (4.1)	2,253	38.5 (3.8)	2,149	36.7 (2.1)	1,714	42.3 (1.9)	1,689	39.1 (2.3)
대전	1,649	54.1 (2.6)	2,221	49.2 (1.9)	2,262	45.4 (2.0)	2,088	45.5 (2.3)	2,230	46.2 (2.3)	2,110	42.8 (2.3)	1,554	49.7 (1.7)	1,694	42.1 (1.8)
울산	1,379	50.2 (2.1)	1,786	47.9 (1.9)	1,949	41.8 (1.7)	1,994	43.0 (1.6)	2,098	43.7 (1.2)	2,170	42.4 (1.4)	1,453	44.9 (1.8)	1,329	38.9 (2.7)
경기	3,405	56.9 (1.5)	4,080	50.3 (1.4)	4,572	47.0 (1.6)	4,928	47.7 (1.3)	5,071	44.8 (1.3)	4,825	45.5 (1.5)	7,226	56.1 (0.9)	7,677	48.0 (0.8)
강원	1,318	57.7 (2.4)	1,726	53.1 (2.2)	1,708	51.0 (2.8)	1,927	51.5 (3.0)	1,885	43.7 (3.3)	1,771	45.9 (2.6)	1,360	54.8 (3.7)	1,235	46.6 (2.2)
충북	1,501	57.7 (2.4)	1,788	51.6 (2.6)	1,965	51.5 (2.7)	2,006	49.1 (1.9)	2,008	47.4 (2.3)	1,861	44.4 (3.6)	1,396	52.4 (1.3)	1,493	42.5 (2.6)
충남	1,511	55.5 (2.3)	1,827	56.8 (2.0)	1,960	49.2 (2.5)	1,981	49.8 (2.1)	1,963	47.0 (2.2)	1,975	45.1 (2.4)	1,792	53.6 (1.7)	1,680	47.0 (2.4)
전북	1,448	44.6 (2.1)	1,727	45.1 (3.1)	1,907	40.9 (3.1)	1,997	46.2 (3.3)	1,983	45.2 (2.7)	2,005	43.1 (3.1)	1,638	46.6 (2.2)	1,470	41.1 (3.1)
전남	1,383	52.8 (2.6)	1,764	50.3 (2.3)	1,856	45.2 (2.6)	1,810	48.7 (2.3)	1,734	42.8 (2.9)	1,752	46.9 (3.2)	1,623	47.4 (2.2)	1,436	41.3 (3.2)
경북	1,848	55.4 (2.9)	2,301	50.3 (2.6)	2,616	49.1 (2.2)	2,272	42.3 (3.1)	2,182	37.0 (2.0)	2,136	40.9 (2.9)	2,010	47.5 (2.2)	2,034	38.5 (2.2)
경남	1,909	52.5 (1.6)	2,538	50.2 (2.1)	2,688	44.4 (2.1)	2,352	50.0 (2.4)	2,426	45.7 (2.7)	2,318	47.3 (3.6)	2,419	51.6 (1.9)	2,570	43.6 (1.4)
제주	1,062	50.5 (2.5)	1,320	51.2 (3.6)	1,282	46.7 (3.6)	1,377	48.7 (3.2)	1,333	45.3 (2.5)	1,281	45.7 (1.9)	905	53.0 (3.4)	980	44.6 (3.2)
<b>전 체</b>	28,350	58.2 (0.6)	34,200	52.9 (0.6)	35,232	47.2 (0.6)	35,960	49.0 (0.6)	35,454	46.3 (0.6)	34,847	47.5 (0.6)	37,770	57.5 (0.5)	35,965	50.7 (0.4)
<b>학 년</b>																
중1	5,886	58.0 (0.8)	5,960	52.4 (0.9)	5,933	48.2 (0.9)	6,144	49.5 (1.0)	5,781	45.1 (0.9)	5,949	48.0 (1.0)	6,180	54.6 (0.8)	5,998	46.4 (0.7)
중2	5,880	67.6 (0.7)	5,979	59.5 (0.9)	6,039	55.2 (1.0)	6,118	56.7 (0.9)	5,903	52.8 (0.8)	5,879	54.1 (0.9)	6,490	63.6 (0.8)	5,990	57.0 (0.8)
중3	5,548	66.1 (0.9)	5,861	60.0 (1.0)	6,227	58.4 (1.0)	5,950	60.2 (0.9)	5,792	54.1 (1.0)	5,786	57.1 (0.8)	6,254	64.5 (0.7)	6,026	58.3 (0.7)
고1	5,571	49.0 (1.2)	5,585	49.6 (1.2)	6,207	40.6 (1.3)	6,046	40.9 (1.4)	5,587	40.9 (1.1)	5,792	43.5 (1.2)	6,183	54.7 (1.0)	5,845	47.1 (0.9)
고2	5,465	48.0 (1.2)	5,445	49.1 (1.2)	5,397	39.9 (1.2)	6,308	43.7 (1.1)	6,323	42.8 (1.2)	5,851	39.8 (1.2)	6,554	54.2 (0.8)	6,094	50.8 (1.0)
고3	-	-	5,370	44.0 (1.4)	5,429	38.4 (1.3)	5,394	41.8 (1.2)	6,068	41.5 (1.1)	5,590	42.1 (1.3)	6,109	52.9 (1.0)	6,012	44.4 (1.0)
<b>학교급</b>																
중학교	17,314	63.8 (0.6)	17,800	57.4 (0.7)	18,199	54.0 (0.7)	18,212	55.5 (0.7)	17,476	50.7 (0.7)	17,614	53.1 (0.6)	18,924	61.0 (0.5)	18,014	54.1 (0.5)
고등학교	11,036	48.5 (1.1)	16,400	47.6 (0.9)	17,033	39.7 (0.9)	17,748	42.1 (0.9)	17,978	41.7 (0.9)	17,233	41.8 (0.9)	18,846	53.9 (0.7)	17,951	47.4 (0.7)
일반계고	7,624	41.7 (1.2)	11,319	40.8 (1.0)	11,773	31.7 (0.8)	12,561	35.5 (0.9)	13,102	37.0 (0.9)	12,803	36.7 (0.9)	13,332	49.4 (0.8)	13,985	43.6 (0.7)
특성화계고	3,412	66.5 (1.3)	5,081	65.8 (1.2)	5,260	62.3 (1.2)	5,187	62.4 (1.4)	4,876	57.1 (2.0)	4,430	59.1 (1.5)	5,514	69.5 (0.8)	3,966	60.9 (1.2)
<b>지 역</b>																
서울	3,203	64.5 (1.4)	3,847	54.0 (1.5)	3,999	50.8 (1.8)	3,955	53.7 (1.3)	3,983	52.3 (1.4)	3,830	50.8 (1.4)	5,927	58.9 (1.0)	6,107	51.9 (1.0)
부산	2,078	53.8 (1.8)	2,300	47.9 (2.3)	2,627	43.3 (2.1)	2,708	48.8 (1.8)	2,720	45.7 (1.7)	2,499	45.7 (1.9)	2,376	53.2 (1.5)	2,132	44.5 (1.9)
대구	1,980	57.6 (1.8)	2,306	53.6 (1.9)	2,537	48.1 (1.9)	2,435	49.0 (1.6)	2,381	50.8 (1.5)	2,380	47.3 (1.7)	2,048	57.1 (2.4)	1,688	50.8 (1.4)
인천	1,948	59.5 (3.0)	2,398	56.8 (2.0)	2,546	49.7 (2.5)	2,410	53.3 (2.0)	2,334	51.7 (1.7)	2,442	51.9 (1.7)	2,333	58.5 (1.7)	2,065	51.2 (2.0)
광주	1,464	51.9 (2.3)	1,751	46.9 (2.5)	1,883	44.8 (2.7)	1,828	43.4 (3.0)	1,857	39.6 (1.9)	1,875	40.3 (2.4)	1,595	49.8 (2.0)	1,460	44.4 (2.4)
대전	1,309	55.4 (2.4)	1,577	52.3 (2.2)	1,608	42.6 (2.5)	1,923	42.9 (2.3)	1,718	48.2 (1.6)	1,764	46.4 (1.4)	1,449	56.8 (1.8)	1,281	50.6 (2.0)
울산	1,312	51.1 (2.7)	1,775	50.3 (1.9)	1,774	40.6 (1.6)	1,671	44.1 (1.9)	1,537	42.3 (1.7)	1,308	41.7 (1.9)	1,460	56.3 (1.4)	1,189	47.4 (2.2)
경기	3,454	59.2 (1.4)	4,211	53.3 (1.4)	4,189	48.3 (1.3)	4,404	49.6 (1.5)	4,359	43.9 (1.5)	4,219	47.2 (1.6)	7,201	60.4 (0.9)	7,981	54.2 (0.9)
강원	1,317	64.4 (2.5)	1,676	57.5 (2.5)	1,644	48.2 (2.8)	1,593	49.8 (3.8)	1,668	41.6 (2.3)	1,676	47.7 (2.1)	1,362	57.8 (4.3)	1,251	55.8 (2.4)
충북	1,284	56.3 (3.7)	1,636	54.4 (2.7)	1,636	46.4 (3.6)	1,651	51.7 (3.7)	1,628	45.2 (2.4)	1,639	49.0 (3.1)	1,577	58.8 (3.1)	1,260	49.9 (2.1)
충남	1,357	59.9 (2.2)	1,797	56.0 (2.0)	1,780	49.1 (2.5)	1,929	48.3 (3.0)	1,889	43.7 (3.6)	1,894	46.3 (3.5)	1,665	59.9 (1.6)	1,584	51.3 (2.2)
전북	1,410	53.8 (2.5)	1,609	51.1 (2.8)	1,641	45.2 (3.0)	1,760	46.6 (2.3)	1,816	40.9 (1.8)	1,773	46.5 (3.5)	1,744	51.4 (2.0)	1,663	50.3 (2.1)
전남	1,546	54.3 (2.6)	1,800	48.0 (2.5)	1,805	44.1 (2.7)	1,771	46.1 (3.2)	1,647	41.1 (2.6)	1,629	41.8 (1.8)	1,811	50.7 (2.4)	1,470	48.7 (2.2)
경북	1,675	52.6 (2.5)	1,965	53.2 (3.1)	1,881	44.4 (3.0)	2,317	44.5 (2.5)	2,407	42.0 (2.0)	2,379	43.8 (2.6)	2,018	56.1 (2.0)	1,721	46.8 (2.3)
경남	2,038	54.8 (2.4)	2,310	52.2 (2.2)	2,326	44.5 (2.4)	2,497	43.6 (3.1)	2,507	47.8 (2.7)	2,492	50.7 (2.5)	2,314	57.2 (2.0)	2,350	47.4 (1.7)
제주	975	53.2 (2.2)	1,242	53.9 (2.4)	1,356	47.2 (2.7)	1,108	43.9 (3.7)	1,003	44.0 (2.1)	1,048	49.4 (2.6)	890	58.1 (2.8)	763	47.2 (3.6)



결과표39. 주5일 이상 아침식사 결식률

(단위: %)

구 분	'05		'06		'07		'08		'09		'10		'11		'12	
	N	분율(표준오차)	N	분율(표준오차)	N	분율(표준오차)	N	분율(표준오차)	N	분율(표준오차)	N	분율(표준오차)	N	분율(표준오차)	N	분율(표준오차)
<b>전 체</b>																
전 체	58,220	27.1 (0.3)	71,403	26.7 (0.3)	74,698	27.2 (0.3)	75,238	25.8 (0.3)	75,066	27.1 (0.3)	73,238	25.6 (0.3)	75,643	24.4 (0.2)	74,186	24.8 (0.3)
<b>학 년</b>																
중1	12,164	22.4 (0.5)	12,876	20.3 (0.5)	13,035	21.3 (0.4)	13,037	20.3 (0.5)	12,714	24.3 (0.5)	12,468	22.5 (0.5)	12,728	21.9 (0.4)	12,362	23.6 (0.5)
중2	11,998	25.0 (0.5)	12,383	22.9 (0.5)	12,849	23.8 (0.5)	13,056	23.0 (0.5)	12,868	25.5 (0.5)	12,499	24.3 (0.5)	12,903	23.3 (0.4)	12,384	24.0 (0.4)
중3	11,384	27.2 (0.5)	12,160	26.5 (0.6)	12,936	26.4 (0.5)	12,850	25.1 (0.4)	12,827	26.5 (0.5)	12,603	26.0 (0.5)	12,843	24.4 (0.4)	12,551	25.0 (0.4)
고1	11,468	29.9 (0.6)	11,624	29.3 (0.5)	12,809	29.6 (0.6)	12,720	27.6 (0.6)	12,477	27.7 (0.6)	12,021	24.9 (0.6)	12,569	24.4 (0.5)	12,451	23.4 (0.5)
고2	11,206	32.7 (0.6)	11,450	30.7 (0.6)	11,596	31.9 (0.6)	12,375	28.8 (0.6)	12,427	28.8 (0.7)	12,124	26.5 (0.6)	12,508	25.5 (0.5)	12,315	25.9 (0.5)
고3	-	-	10,910	32.4 (0.7)	11,473	31.5 (0.7)	11,200	30.9 (0.6)	11,753	29.9 (0.6)	11,523	29.3 (0.6)	12,092	26.7 (0.6)	12,123	26.5 (0.5)
<b>학교급</b>																
중학교	35,546	24.8 (0.3)	37,419	23.2 (0.4)	38,820	23.9 (0.3)	38,943	22.8 (0.3)	38,409	25.4 (0.3)	37,570	24.3 (0.3)	38,474	23.2 (0.3)	37,297	24.2 (0.3)
고등학교	22,674	31.2 (0.5)	33,984	30.8 (0.5)	35,878	30.9 (0.5)	36,295	29.0 (0.5)	36,657	28.8 (0.5)	35,668	26.9 (0.4)	37,169	25.5 (0.4)	36,889	25.3 (0.4)
일반계고	15,800	26.0 (0.6)	23,505	25.9 (0.5)	25,051	26.2 (0.5)	26,808	24.2 (0.5)	27,380	24.8 (0.5)	26,845	22.8 (0.4)	27,278	22.6 (0.4)	28,443	22.6 (0.4)
특성화계고	6,874	44.9 (1.0)	10,479	43.3 (0.7)	10,827	44.0 (0.8)	9,487	43.1 (0.9)	9,277	41.0 (1.1)	8,823	40.0 (1.0)	9,891	35.1 (0.8)	8,446	34.2 (1.0)
<b>지 역</b>																
서울	6,604	29.1 (0.7)	7,855	28.3 (0.8)	8,402	29.3 (0.8)	8,077	28.3 (0.7)	8,207	28.8 (0.8)	7,848	25.7 (0.6)	11,355	24.3 (0.6)	11,373	24.1 (0.6)
부산	4,296	25.2 (0.9)	5,195	23.7 (0.8)	5,530	25.3 (0.7)	5,501	25.5 (0.9)	5,468	24.1 (0.9)	5,303	25.5 (0.9)	5,157	22.1 (0.9)	4,939	23.6 (1.0)
대구	4,109	25.4 (0.9)	4,953	25.6 (1.0)	5,163	23.9 (0.8)	5,053	23.2 (0.8)	5,063	24.2 (0.9)	5,030	23.0 (0.9)	4,439	23.2 (0.7)	4,312	24.4 (0.7)
인천	4,049	27.8 (0.8)	4,879	28.0 (0.8)	5,122	28.0 (1.0)	5,240	26.5 (0.9)	5,126	29.8 (0.9)	5,008	26.8 (1.0)	4,516	25.7 (0.8)	4,302	24.1 (0.9)
광주	3,076	26.3 (0.9)	3,846	26.6 (0.7)	4,076	26.0 (0.8)	4,011	24.8 (0.9)	4,110	27.8 (1.5)	4,024	23.0 (0.7)	3,309	25.9 (1.0)	3,149	24.4 (1.1)
대전	2,958	27.1 (1.1)	3,798	26.0 (1.0)	3,870	26.3 (1.2)	4,011	24.0 (1.2)	3,948	28.1 (1.2)	3,874	23.8 (1.0)	3,003	23.7 (0.9)	2,975	25.3 (1.0)
울산	2,691	24.4 (0.8)	3,561	22.6 (1.0)	3,723	23.4 (0.9)	3,665	21.4 (0.8)	3,635	23.7 (0.8)	3,478	22.0 (1.1)	2,913	20.9 (1.0)	2,518	23.7 (1.3)
경기	6,859	28.0 (0.7)	8,291	27.8 (0.7)	8,761	28.2 (0.7)	9,332	26.7 (0.7)	9,430	27.1 (0.7)	9,044	26.7 (0.6)	14,427	24.5 (0.6)	15,658	25.4 (0.6)
강원	2,635	28.7 (1.5)	3,402	28.7 (1.0)	3,352	29.0 (1.2)	3,520	25.9 (1.9)	3,553	26.3 (1.3)	3,447	24.9 (1.2)	2,722	26.2 (1.4)	2,486	26.4 (2.8)
충북	2,782	27.1 (1.2)	3,424	25.1 (1.0)	3,601	27.8 (0.9)	3,657	27.0 (0.9)	3,636	28.7 (1.0)	3,500	27.7 (1.0)	2,973	26.8 (1.1)	2,753	24.9 (1.4)
충남	2,868	28.8 (1.6)	3,624	29.3 (1.6)	3,740	29.5 (1.1)	3,910	25.3 (1.6)	3,852	28.9 (1.8)	3,869	25.9 (1.6)	3,457	26.2 (1.7)	3,264	26.0 (1.2)
전북	2,858	28.2 (1.4)	3,335	25.6 (1.3)	3,548	28.1 (1.6)	3,757	28.2 (1.4)	3,799	28.9 (1.5)	3,778	28.1 (1.0)	3,382	25.3 (1.0)	3,133	28.0 (1.4)
전남	2,929	26.4 (1.4)	3,564	25.7 (1.4)	3,661	26.6 (1.1)	3,581	26.1 (1.2)	3,381	27.8 (1.3)	3,381	26.6 (1.5)	3,434	23.8 (1.4)	2,906	26.3 (1.1)
경북	3,522	26.4 (1.3)	4,266	25.0 (1.2)	4,497	25.9 (1.2)	4,589	21.3 (1.2)	4,589	22.1 (1.0)	4,515	19.4 (0.9)	4,028	24.5 (1.2)	3,755	22.7 (1.3)
경남	3,947	21.6 (1.0)	4,848	23.7 (1.3)	5,014	22.4 (1.1)	4,849	21.8 (2.0)	4,933	26.5 (1.5)	4,810	26.9 (1.4)	4,733	23.8 (1.2)	4,920	23.4 (0.7)
제주	2,037	29.3 (1.3)	2,562	29.2 (0.9)	2,638	29.5 (1.4)	2,485	29.6 (1.1)	2,336	30.3 (1.3)	2,329	30.3 (0.9)	1,795	24.5 (1.3)	1,743	25.4 (1.8)
<b>남학생</b>																
전 체	29,870	26.4 (0.4)	37,204	25.8 (0.4)	39,466	26.2 (0.4)	39,278	25.1 (0.4)	39,612	28.2 (0.4)	38,391	25.5 (0.4)	37,873	25.3 (0.3)	38,221	24.9 (0.3)
<b>학 년</b>																
중1	6,278	21.6 (0.6)	6,916	19.7 (0.7)	7,102	20.1 (0.5)	6,893	19.0 (0.6)	6,933	25.9 (0.7)	6,519	22.3 (0.7)	6,548	22.7 (0.6)	6,364	24.0 (0.6)
중2	6,118	23.7 (0.7)	6,405	21.6 (0.7)	6,810	21.8 (0.6)	6,938	21.7 (0.6)	6,965	26.5 (0.6)	6,620	23.9 (0.7)	6,413	23.5 (0.6)	6,394	23.7 (0.6)
중3	5,836	26.8 (0.7)	6,299	24.8 (0.6)	6,709	26.1 (0.7)	6,900	24.4 (0.6)	7,035	27.1 (0.7)	6,817	26.7 (0.7)	6,589	24.7 (0.5)	6,525	24.9 (0.6)
고1	5,897	28.8 (0.8)	6,039	28.4 (0.8)	6,602	28.4 (0.9)	6,674	26.8 (0.9)	6,890	28.2 (0.9)	6,229	23.4 (0.9)	6,386	25.5 (0.7)	6,606	23.5 (0.7)
고2	5,741	32.4 (0.9)	6,005	29.6 (0.8)	6,199	30.5 (0.9)	6,067	27.6 (0.9)	6,104	30.6 (1.1)	6,273	26.5 (0.9)	5,954	26.8 (0.8)	6,221	25.8 (0.8)
고3	-	-	5,540	32.7 (0.9)	6,044	32.1 (0.9)	5,806	32.0 (1.0)	5,685	30.9 (1.0)	5,933	30.5 (1.0)	5,983	28.3 (0.7)	6,111	27.3 (0.8)
<b>학교급</b>																
중학교	18,232	23.9 (0.4)	19,620	22.0 (0.4)	20,621	22.7 (0.4)	20,731	21.7 (0.4)	20,933	26.5 (0.4)	19,956	24.3 (0.4)	19,550	23.6 (0.4)	19,283	24.2 (0.4)
고등학교	11,638	30.6 (0.7)	17,584	30.2 (0.6)	18,845	30.2 (0.6)	18,547	28.6 (0.7)	18,679	29.9 (0.8)	18,435	26.7 (0.7)	18,323	26.8 (0.5)	18,938	25.5 (0.6)
일반계고	8,176	25.8 (0.7)	12,186	26.1 (0.7)	13,278	25.5 (0.7)	14,247	23.7 (0.6)	14,278	25.6 (0.7)	14,042	22.6 (0.6)	13,946	23.8 (0.5)	14,458	22.7 (0.5)
특성화계고	3,462	42.8 (1.4)	5,398	40.5 (0.9)	5,567	42.8 (1.1)	4,300	42.6 (1.1)	4,401	42.4 (1.5)	4,393	39.6 (1.5)	4,377	36.5 (1.1)	4,480	34.7 (1.2)

※최근 7일 동안 아침식사를 5일 이상 먹지 않은 사람의 분율

※설문문항 및 응답보기 수정('09, '10, '11년)으로 연도비교 시 주의



(계속: 주5일 이상 아침식사 결식률)

(단위: %)

구 분	'05		'06		'07		'08		'09		'10		'11		'12	
	N	분율(표준오차)	N	분율(표준오차)	N	분율(표준오차)	N	분율(표준오차)	N	분율(표준오차)	N	분율(표준오차)	N	분율(표준오차)	N	분율(표준오차)
<b>지 역</b>																
서울	3,401	28.8 (0.9)	4,008	28.4 (0.9)	4,403	28.7 (1.0)	4,122	27.6 (0.9)	4,224	31.1 (1.0)	4,018	25.6 (0.8)	5,428	24.9 (0.8)	5,266	24.5 (0.7)
부산	2,218	25.1 (1.1)	2,895	22.8 (1.0)	2,903	23.9 (1.0)	2,793	25.0 (1.2)	2,748	25.2 (1.2)	2,804	26.8 (1.4)	2,781	23.1 (1.1)	2,807	24.5 (1.1)
대구	2,129	24.5 (1.1)	2,647	23.5 (1.1)	2,626	23.9 (1.1)	2,618	22.5 (1.4)	2,682	24.4 (1.4)	2,650	23.9 (1.4)	2,391	23.6 (1.0)	2,624	24.2 (1.1)
인천	2,101	27.5 (1.1)	2,481	28.1 (1.2)	2,576	26.6 (1.7)	2,830	25.5 (1.5)	2,792	30.4 (1.6)	2,566	26.2 (1.6)	2,183	27.5 (1.3)	2,237	24.7 (1.3)
광주	1,612	23.9 (1.1)	2,095	23.7 (1.2)	2,193	24.5 (1.4)	2,183	23.2 (3.1)	2,253	28.5 (4.7)	2,149	21.1 (2.3)	1,714	26.7 (1.0)	1,689	24.2 (1.6)
대전	1,649	26.7 (1.4)	2,221	24.9 (1.5)	2,262	26.2 (1.4)	2,088	24.9 (2.1)	2,230	29.0 (2.3)	2,110	24.5 (1.5)	1,554	25.7 (1.1)	1,694	23.9 (1.4)
울산	1,379	24.8 (1.3)	1,786	22.1 (1.7)	1,949	22.2 (1.4)	1,994	20.6 (0.8)	2,098	24.2 (0.9)	2,170	22.5 (1.0)	1,453	21.3 (1.5)	1,329	23.3 (1.3)
경기	3,405	26.6 (0.9)	4,080	26.5 (1.1)	4,572	27.3 (0.9)	4,928	25.8 (0.9)	5,071	27.6 (0.8)	4,825	26.2 (0.9)	7,226	25.3 (0.7)	7,677	25.3 (0.8)
강원	1,318	27.0 (2.9)	1,726	28.2 (1.8)	1,708	28.5 (1.8)	1,927	26.4 (2.3)	1,885	28.3 (2.2)	1,771	25.6 (1.9)	1,360	27.7 (2.5)	1,235	23.1 (2.8)
충북	1,498	26.7 (1.5)	1,788	23.8 (1.4)	1,965	27.4 (1.5)	2,006	25.1 (1.2)	2,008	29.4 (1.8)	1,861	27.5 (1.5)	1,396	28.2 (1.2)	1,493	24.6 (1.9)
충남	1,511	29.1 (1.6)	1,827	29.6 (2.1)	1,960	26.6 (1.4)	1,981	24.9 (1.8)	1,963	31.6 (2.2)	1,975	25.7 (2.2)	1,792	26.0 (2.2)	1,680	26.1 (1.3)
전북	1,448	25.3 (1.7)	1,727	23.6 (1.7)	1,907	24.3 (1.7)	1,997	26.7 (2.5)	1,983	29.9 (3.0)	2,005	29.5 (1.9)	1,638	25.9 (1.5)	1,470	28.5 (2.3)
전남	1,383	25.5 (1.5)	1,764	25.2 (1.4)	1,856	26.3 (1.4)	1,810	24.7 (1.6)	1,734	30.6 (1.7)	1,752	27.4 (2.3)	1,623	25.6 (2.2)	1,436	25.2 (1.8)
경북	1,847	26.6 (1.9)	2,301	25.1 (1.9)	2,616	26.0 (1.4)	2,272	20.6 (2.0)	2,182	21.9 (1.6)	2,136	17.7 (1.0)	2,010	25.2 (1.8)	2,034	24.2 (1.9)
경남	1,909	20.6 (1.4)	2,538	21.8 (1.4)	2,688	21.6 (1.6)	2,352	22.0 (1.9)	2,426	27.0 (2.0)	2,318	27.3 (1.9)	2,419	25.1 (1.3)	2,570	24.9 (1.0)
제주	1,062	27.9 (1.8)	1,320	26.9 (1.2)	1,282	26.6 (2.2)	1,377	28.5 (2.0)	1,333	31.2 (1.5)	1,281	30.2 (1.3)	905	23.5 (2.0)	980	26.4 (3.0)
<b>여학생</b>																
전 체	28,350	28.0 (0.4)	34,199	27.7 (0.4)	35,232	28.3 (0.4)	35,960	26.7 (0.4)	35,454	25.9 (0.4)	34,847	25.6 (0.4)	37,770	23.4 (0.3)	35,965	24.6 (0.3)
<b>학 년</b>																
중1	5,886	23.4 (0.8)	5,960	20.9 (0.6)	5,933	22.6 (0.7)	6,144	21.7 (0.8)	5,781	22.5 (0.7)	5,949	22.6 (0.8)	6,180	21.1 (0.6)	5,998	23.2 (0.6)
중2	5,880	26.5 (0.6)	5,978	24.4 (0.7)	6,039	26.2 (0.7)	6,118	24.4 (0.8)	5,903	24.4 (0.7)	5,879	24.8 (0.8)	6,490	23.1 (0.6)	5,990	24.5 (0.6)
중3	5,548	27.5 (0.8)	5,861	28.3 (0.9)	6,227	26.8 (0.7)	5,950	26.0 (0.6)	5,792	25.7 (0.7)	5,786	25.2 (0.7)	6,254	24.1 (0.6)	6,026	25.1 (0.6)
고1	5,571	31.1 (0.9)	5,585	30.3 (0.9)	6,207	31.0 (0.9)	6,046	28.5 (1.0)	5,587	27.2 (0.9)	5,792	26.6 (0.8)	6,183	23.2 (0.7)	5,845	23.2 (0.8)
고2	5,465	33.0 (1.0)	5,445	31.9 (1.0)	5,397	33.4 (0.9)	6,308	30.2 (0.9)	6,323	26.9 (1.0)	5,851	26.5 (0.9)	6,554	24.0 (0.6)	6,094	26.0 (0.7)
고3	-	-	5,370	32.2 (1.3)	5,429	31.0 (1.1)	5,394	29.7 (1.0)	6,068	28.7 (0.9)	5,590	28.0 (0.9)	6,109	24.8 (0.8)	6,012	25.7 (0.8)
<b>학교급</b>																
중학교	17,314	25.7 (0.5)	17,799	24.5 (0.5)	18,199	25.2 (0.4)	18,212	24.0 (0.5)	17,476	24.2 (0.4)	17,614	24.2 (0.5)	18,924	22.8 (0.4)	18,014	24.3 (0.4)
고등학교	11,036	32.0 (0.8)	16,400	31.4 (0.8)	17,033	31.8 (0.7)	17,748	29.5 (0.8)	17,978	27.6 (0.7)	17,233	27.0 (0.6)	18,846	24.0 (0.5)	17,951	24.9 (0.6)
일반계고	7,624	26.2 (0.8)	11,319	25.8 (0.8)	11,773	26.9 (0.8)	12,561	24.8 (0.8)	13,102	24.0 (0.7)	12,803	23.0 (0.6)	13,332	21.2 (0.6)	13,985	22.4 (0.5)
특성화계고	3,412	47.4 (1.2)	5,081	46.6 (1.1)	5,260	45.5 (0.9)	5,187	43.8 (1.2)	4,876	39.3 (1.5)	4,430	40.5 (1.2)	5,514	33.5 (0.8)	3,966	33.6 (1.3)
<b>지 역</b>																
서울	3,203	29.3 (1.0)	3,847	28.2 (1.3)	3,999	30.0 (1.2)	3,955	29.1 (1.1)	3,983	26.1 (1.0)	3,830	25.7 (0.9)	5,927	23.5 (0.7)	6,107	23.6 (0.7)
부산	2,078	25.3 (1.6)	2,300	24.7 (1.5)	2,627	27.1 (1.1)	2,708	26.1 (1.3)	2,720	22.8 (1.4)	2,499	24.0 (1.2)	2,376	20.9 (1.2)	2,132	22.6 (1.4)
대구	1,980	26.5 (1.3)	2,306	28.1 (1.7)	2,537	23.9 (1.3)	2,435	24.1 (1.3)	2,381	23.9 (1.1)	2,380	22.0 (1.1)	2,048	22.6 (1.1)	1,688	24.6 (1.3)
인천	1,948	28.1 (1.5)	2,398	27.8 (1.6)	2,546	29.6 (1.3)	2,410	27.7 (1.1)	2,334	29.0 (1.0)	2,442	27.4 (1.2)	2,333	23.7 (1.0)	2,065	23.4 (1.3)
광주	1,464	28.9 (1.5)	1,751	29.7 (1.0)	1,883	27.6 (1.3)	1,828	26.5 (1.8)	1,857	26.9 (2.9)	1,875	25.1 (2.3)	1,595	25.0 (1.9)	1,460	24.6 (1.3)
대전	1,309	27.4 (1.9)	1,577	27.2 (1.6)	1,608	26.4 (1.9)	1,923	23.0 (1.3)	1,718	27.0 (1.4)	1,764	23.0 (1.7)	1,449	21.4 (1.3)	1,281	26.9 (1.4)
울산	1,312	23.9 (1.3)	1,775	23.2 (1.1)	1,774	24.9 (1.2)	1,671	22.4 (1.4)	1,537	23.1 (1.2)	1,308	21.3 (1.7)	1,460	20.5 (1.1)	1,189	24.2 (2.1)
경기	3,454	29.5 (1.1)	4,211	29.4 (0.9)	4,189	29.2 (0.9)	4,404	27.6 (1.0)	4,359	26.5 (1.0)	4,219	27.2 (0.9)	7,201	23.6 (0.7)	7,981	25.5 (0.6)
강원	1,317	30.6 (1.8)	1,676	29.2 (2.1)	1,644	29.6 (2.0)	1,593	25.4 (2.4)	1,668	24.1 (1.5)	1,676	24.1 (1.6)	1,362	24.5 (1.6)	1,251	30.0 (2.8)
충북	1,284	27.6 (1.5)	1,636	26.5 (1.3)	1,636	28.2 (1.1)	1,651	29.1 (1.3)	1,628	27.9 (1.2)	1,639	27.9 (1.4)	1,577	25.3 (2.1)	1,260	25.2 (2.1)
충남	1,357	28.4 (2.5)	1,797	29.0 (2.2)	1,780	32.7 (1.5)	1,929	25.7 (2.0)	1,889	25.9 (1.9)	1,894	26.2 (1.8)	1,665	26.5 (1.9)	1,584	26.0 (2.0)
전북	1,410	31.2 (1.6)	1,608	27.8 (1.5)	1,641	32.3 (1.6)	1,760	29.9 (1.8)	1,816	27.9 (1.5)	1,773	26.4 (1.9)	1,744	24.7 (1.4)	1,663	27.5 (2.0)
전남	1,546	27.4 (1.8)	1,800	26.2 (2.0)	1,805	26.8 (1.4)	1,771	27.6 (1.5)	1,647	24.8 (1.3)	1,629	25.7 (1.9)	1,811	21.9 (1.3)	1,470	27.4 (1.8)
경북	1,675	26.2 (1.3)	1,965	24.8 (1.3)	1,881	25.7 (1.6)	2,317	22.1 (1.4)	2,407	22.3 (1.1)	2,379	21.3 (1.4)	2,018	23.6 (1.2)	1,721	21.1 (1.7)
경남	2,038	22.7 (1.5)	2,310	25.8 (2.2)	2,326	23.3 (1.7)	2,497	21.5 (2.7)	2,507	26.0 (2.2)	2,492	26.5 (1.6)	2,314	22.3 (1.9)	2,350	21.8 (1.3)
제주	975	30.9 (2.3)	1,242	31.7 (1.5)	1,356	32.7 (1.7)	1,108	30.8 (2.8)	1,003	29.3 (2.1)	1,048	30.4 (2.3)	890	25.7 (1.7)	763	24.3 (2.8)

제3부

식  
습  
관



결과표40. 주5일 이상 점심식사 결식률

(단위: %)

구 분	'05		'06		'07		'08		'09		'10		'11		'12	
	N	분율(표준오차)	N	분율(표준오차)	N	분율(표준오차)	N	분율(표준오차)	N	분율(표준오차)	N	분율(표준오차)	N	분율(표준오차)	N	분율(표준오차)
<b>전 체</b>																
전 체	58,220	5.0 (0.1)	71,403	4.9 (0.1)	74,698	4.9 (0.1)	75,238	4.8 (0.1)	75,066	10.5 (0.2)	73,238	8.4 (0.2)	75,643	10.9 (0.1)	74,186	10.9 (0.2)
<b>학 년</b>																
중1	12,164	6.1 (0.3)	12,876	5.4 (0.3)	13,035	5.7 (0.3)	13,037	5.9 (0.3)	12,714	13.3 (0.4)	12,468	11.2 (0.4)	12,728	14.1 (0.3)	12,362	15.8 (0.4)
중2	11,998	5.4 (0.3)	12,383	5.3 (0.3)	12,849	4.7 (0.3)	13,056	5.3 (0.3)	12,868	12.0 (0.4)	12,499	9.3 (0.3)	12,903	12.4 (0.3)	12,384	12.8 (0.4)
중3	11,384	4.7 (0.2)	12,160	4.1 (0.2)	12,936	4.6 (0.2)	12,850	4.4 (0.2)	12,827	11.2 (0.4)	12,603	8.1 (0.3)	12,843	11.2 (0.3)	12,551	11.5 (0.3)
고1	11,468	4.5 (0.3)	11,624	4.8 (0.3)	12,809	4.6 (0.4)	12,720	4.4 (0.3)	12,477	9.3 (0.4)	12,021	6.9 (0.3)	12,569	10.0 (0.3)	12,451	8.8 (0.3)
고2	11,206	4.2 (0.3)	11,450	4.8 (0.3)	11,596	4.7 (0.3)	12,375	4.5 (0.3)	12,427	8.2 (0.4)	12,124	7.0 (0.3)	12,508	8.9 (0.3)	12,315	8.6 (0.3)
고3	-	-	10,910	5.0 (0.4)	11,473	4.9 (0.3)	11,200	4.6 (0.3)	11,753	9.0 (0.4)	11,523	7.7 (0.4)	12,092	9.2 (0.3)	12,123	8.4 (0.3)
<b>학교급</b>																
중학교	35,546	5.4 (0.2)	37,419	4.9 (0.2)	38,820	5.0 (0.2)	38,943	5.2 (0.1)	38,409	12.1 (0.3)	37,570	9.5 (0.2)	38,474	12.5 (0.2)	37,297	13.3 (0.2)
고등학교	22,674	4.4 (0.2)	33,984	4.9 (0.2)	35,878	4.7 (0.2)	36,295	4.5 (0.2)	36,657	8.8 (0.3)	35,668	7.2 (0.2)	37,169	9.4 (0.2)	36,889	8.6 (0.2)
일반계고	15,800	2.4 (0.1)	23,505	2.9 (0.2)	25,051	2.9 (0.2)	26,808	3.1 (0.2)	27,380	7.2 (0.3)	26,845	5.7 (0.2)	27,278	8.4 (0.2)	28,443	7.9 (0.2)
특성화계고	6,874	9.4 (0.7)	10,479	10.0 (0.7)	10,827	9.6 (0.7)	9,487	8.6 (0.5)	9,277	13.9 (0.8)	8,823	12.2 (0.6)	9,891	12.5 (0.5)	8,446	11.2 (0.5)
<b>지 역</b>																
서울	6,604	4.3 (0.3)	7,855	4.4 (0.3)	8,402	4.2 (0.3)	8,077	4.4 (0.3)	8,207	10.0 (0.5)	7,848	7.8 (0.4)	11,355	10.1 (0.3)	11,373	9.8 (0.3)
부산	4,296	5.0 (0.3)	5,195	3.8 (0.3)	5,530	4.6 (0.3)	5,501	4.9 (0.3)	5,468	9.0 (0.5)	5,303	8.7 (0.6)	5,157	9.6 (0.4)	4,939	10.8 (0.6)
대구	4,109	3.9 (0.4)	4,953	3.4 (0.3)	5,163	3.6 (0.3)	5,053	3.8 (0.3)	5,063	9.3 (0.7)	5,030	6.6 (0.4)	4,439	9.6 (0.4)	4,312	10.2 (0.6)
인천	4,049	4.7 (0.3)	4,879	4.1 (0.4)	5,122	3.8 (0.3)	5,240	4.9 (0.4)	5,126	11.7 (0.6)	5,008	8.8 (0.6)	4,516	11.6 (0.6)	4,302	10.7 (0.7)
광주	3,076	4.1 (0.3)	3,846	4.6 (0.6)	4,076	4.0 (0.3)	4,011	5.2 (0.4)	4,110	10.8 (0.8)	4,024	7.7 (0.4)	3,309	12.2 (0.7)	3,149	12.5 (0.8)
대전	2,958	6.2 (0.6)	3,798	4.9 (0.4)	3,870	5.4 (0.4)	4,011	5.6 (0.7)	3,948	12.1 (0.5)	3,874	8.0 (0.6)	3,003	12.3 (0.8)	2,975	11.1 (0.6)
울산	2,691	4.7 (0.3)	3,561	4.1 (0.6)	3,723	4.0 (0.3)	3,665	4.9 (0.3)	3,635	9.6 (0.7)	3,478	7.8 (0.6)	2,913	11.2 (0.6)	2,518	11.1 (0.7)
경기	6,859	4.7 (0.4)	8,291	4.7 (0.3)	8,761	4.5 (0.4)	9,332	4.5 (0.3)	9,430	9.6 (0.4)	9,044	8.3 (0.3)	14,427	10.4 (0.3)	15,658	10.6 (0.4)
강원	2,635	6.9 (1.3)	3,402	8.2 (0.4)	3,352	7.0 (0.7)	3,520	5.6 (0.4)	3,553	12.0 (1.2)	3,447	8.4 (0.7)	2,722	12.1 (0.9)	2,486	10.9 (0.7)
충북	2,782	5.3 (0.4)	3,424	4.5 (0.4)	3,601	5.5 (0.5)	3,657	4.6 (0.5)	3,636	11.0 (0.7)	3,500	7.4 (0.7)	2,973	12.3 (0.8)	2,753	10.7 (0.6)
충남	2,868	6.6 (0.5)	3,624	7.0 (0.9)	3,740	7.0 (1.0)	3,910	5.3 (0.6)	3,852	12.4 (1.1)	3,869	10.2 (1.0)	3,457	11.6 (0.7)	3,264	11.4 (0.6)
전북	2,858	6.8 (0.7)	3,335	5.6 (0.6)	3,548	7.4 (0.7)	3,757	7.1 (0.7)	3,799	12.7 (1.0)	3,778	9.7 (0.6)	3,382	11.4 (0.7)	3,133	13.2 (0.9)
전남	2,929	5.7 (0.4)	3,564	8.1 (1.5)	3,661	6.7 (0.6)	3,581	6.5 (0.6)	3,381	13.0 (1.0)	3,381	9.6 (1.1)	3,434	12.2 (0.8)	2,906	12.4 (0.9)
경북	3,522	6.0 (0.7)	4,266	5.9 (0.7)	4,497	6.1 (0.7)	4,589	4.6 (0.5)	4,589	9.8 (0.9)	4,515	7.9 (0.6)	4,028	12.9 (0.7)	3,755	11.2 (0.7)
경남	3,947	5.7 (0.6)	4,848	5.7 (0.5)	5,014	5.1 (0.6)	4,849	5.1 (0.7)	4,933	12.3 (0.7)	4,810	9.7 (0.8)	4,733	12.0 (0.8)	4,920	12.2 (0.7)
제주	2,037	5.9 (0.4)	2,562	4.8 (0.4)	2,638	4.9 (0.4)	2,485	5.0 (0.5)	2,336	9.3 (1.1)	2,329	9.3 (0.6)	1,795	9.8 (0.8)	1,743	11.1 (0.6)
<b>남학생</b>																
전 체	29,870	6.1 (0.2)	37,204	5.8 (0.2)	39,466	5.3 (0.2)	39,278	5.7 (0.2)	39,612	12.9 (0.3)	38,391	9.9 (0.2)	37,873	12.9 (0.2)	38,221	12.8 (0.2)
<b>학 년</b>																
중1	6,278	8.2 (0.4)	6,916	6.9 (0.4)	7,102	6.4 (0.3)	6,893	7.2 (0.4)	6,933	16.5 (0.6)	6,519	13.3 (0.5)	6,548	16.4 (0.5)	6,364	18.5 (0.6)
중2	6,118	6.8 (0.4)	6,405	6.5 (0.5)	6,810	5.5 (0.3)	6,938	6.3 (0.4)	6,965	15.5 (0.6)	6,620	11.1 (0.5)	6,413	14.9 (0.4)	6,394	15.2 (0.5)
중3	5,836	6.3 (0.4)	6,299	4.9 (0.3)	6,709	5.7 (0.4)	6,900	5.3 (0.4)	7,035	14.1 (0.5)	6,817	10.0 (0.5)	6,589	13.4 (0.4)	6,525	13.9 (0.5)
고1	5,897	4.6 (0.4)	6,039	5.7 (0.5)	6,602	4.3 (0.4)	6,674	5.3 (0.4)	6,890	11.2 (0.6)	6,229	7.8 (0.5)	6,386	11.7 (0.5)	6,606	10.2 (0.4)
고2	5,741	4.2 (0.3)	6,005	5.3 (0.4)	6,199	4.7 (0.3)	6,067	4.8 (0.4)	6,104	9.9 (0.6)	6,273	8.1 (0.5)	5,954	10.4 (0.4)	6,221	10.1 (0.4)
고3	-	-	5,540	5.4 (0.5)	6,044	5.3 (0.4)	5,806	4.9 (0.4)	5,685	10.3 (0.6)	5,933	9.3 (0.6)	5,983	11.0 (0.5)	6,111	9.7 (0.4)
<b>학교급</b>																
중학교	18,232	7.1 (0.3)	19,620	6.1 (0.2)	20,621	5.8 (0.2)	20,731	6.3 (0.2)	20,933	15.4 (0.4)	19,956	11.4 (0.3)	19,550	14.9 (0.3)	19,283	15.8 (0.3)
고등학교	11,638	4.4 (0.3)	17,584	5.5 (0.3)	18,845	4.8 (0.2)	18,547	5.0 (0.3)	18,679	10.5 (0.4)	18,435	8.4 (0.4)	18,323	11.0 (0.3)	18,938	10.0 (0.3)
일반계고	8,176	2.5 (0.2)	12,186	3.7 (0.3)	13,278	3.2 (0.2)	14,247	3.6 (0.3)	14,278	8.6 (0.4)	14,042	6.9 (0.3)	13,946	10.0 (0.3)	14,458	9.0 (0.3)
특성화계고	3,462	9.4 (0.8)	5,398	10.0 (0.7)	5,567	8.9 (0.7)	4,300	9.1 (0.7)	4,401	16.1 (1.0)	4,393	13.1 (0.8)	4,377	14.4 (0.8)	4,480	13.4 (0.6)


※최근 7일 동안 점심식사를 5일 이상 먹지 않은 사람의 분율

※설문문항 및 응답보기 수정('09, '10, '11년)으로 연도비교 시 주의



(계속: 주5일 이상 점심식사 결식률)

(단위: %)

구 분	'05		'06		'07		'08		'09		'10		'11		'12	
	N	분율(표준오차)	N	분율(표준오차)	N	분율(표준오차)	N	분율(표준오차)	N	분율(표준오차)	N	분율(표준오차)	N	분율(표준오차)	N	분율(표준오차)
<b>지 역</b>																
서울	3,401	5.3 (0.5)	4,008	5.7 (0.5)	4,403	5.2 (0.4)	4,122	5.2 (0.5)	4,224	12.5 (0.8)	4,018	9.1 (0.5)	5,428	12.1 (0.5)	5,266	11.4 (0.5)
부산	2,218	6.1 (0.5)	2,895	4.5 (0.4)	2,903	4.8 (0.4)	2,793	5.3 (0.5)	2,748	11.0 (0.9)	2,804	10.6 (1.0)	2,781	11.6 (0.6)	2,807	13.4 (0.6)
대구	2,129	5.4 (0.6)	2,647	4.2 (0.5)	2,626	4.5 (0.5)	2,618	3.8 (0.4)	2,682	10.8 (0.8)	2,650	7.7 (0.6)	2,391	11.2 (0.6)	2,624	11.6 (0.7)
인천	2,101	5.7 (0.4)	2,481	5.2 (0.6)	2,576	4.6 (0.5)	2,830	6.0 (0.6)	2,792	14.5 (0.8)	2,566	10.4 (0.8)	2,183	14.1 (0.8)	2,237	12.7 (0.9)
광주	1,612	4.9 (0.6)	2,095	4.8 (0.4)	2,193	4.1 (0.4)	2,183	6.2 (0.7)	2,253	13.5 (1.8)	2,149	8.6 (0.6)	1,714	15.6 (0.8)	1,689	15.0 (1.2)
대전	1,649	8.2 (0.7)	2,221	5.5 (0.5)	2,262	6.2 (0.6)	2,088	6.8 (1.2)	2,230	14.7 (0.9)	2,110	10.5 (0.9)	1,554	14.9 (1.2)	1,694	12.5 (0.9)
울산	1,379	6.3 (0.5)	1,786	5.0 (1.1)	1,949	4.0 (0.4)	1,994	5.7 (0.5)	2,098	11.9 (0.8)	2,170	9.7 (0.7)	1,453	12.1 (0.9)	1,329	12.8 (0.9)
경기	3,405	5.5 (0.5)	4,080	6.0 (0.5)	4,572	4.4 (0.4)	4,928	5.6 (0.4)	5,071	11.9 (0.6)	4,825	9.6 (0.5)	7,226	12.2 (0.5)	7,677	12.6 (0.5)
강원	1,318	8.1 (1.4)	1,726	8.6 (0.7)	1,708	6.6 (0.8)	1,927	6.6 (0.6)	1,885	14.7 (1.9)	1,771	9.5 (1.1)	1,360	13.7 (1.5)	1,235	11.4 (1.0)
충북	1,498	6.0 (0.6)	1,788	4.4 (0.6)	1,965	6.9 (0.7)	2,006	5.4 (0.6)	2,008	12.9 (0.9)	1,861	8.2 (1.0)	1,396	14.6 (1.4)	1,493	11.9 (1.0)
충남	1,511	8.3 (0.7)	1,827	7.8 (0.8)	1,960	6.9 (0.8)	1,981	5.9 (0.8)	1,963	15.6 (1.1)	1,975	11.6 (1.5)	1,792	12.9 (1.0)	1,680	13.3 (0.8)
전북	1,448	7.6 (1.4)	1,727	6.2 (0.9)	1,907	7.4 (0.9)	1,997	8.0 (1.3)	1,983	15.0 (2.2)	2,005	12.0 (1.4)	1,638	13.7 (1.1)	1,470	14.7 (1.7)
전남	1,383	6.4 (0.7)	1,764	7.9 (1.3)	1,856	7.3 (1.0)	1,810	6.9 (0.9)	1,734	17.1 (1.8)	1,752	11.9 (2.1)	1,623	14.0 (1.0)	1,436	13.8 (1.5)
경북	1,847	7.5 (1.1)	2,301	7.2 (0.9)	2,616	7.4 (1.0)	2,272	5.1 (0.7)	2,182	12.2 (1.4)	2,136	9.5 (0.8)	2,010	14.9 (1.2)	2,034	14.2 (1.0)
경남	1,909	7.1 (0.8)	2,538	6.0 (0.5)	2,688	5.3 (0.8)	2,352	6.1 (1.0)	2,426	14.8 (1.1)	2,318	12.2 (1.0)	2,419	14.0 (0.9)	2,570	15.0 (1.0)
제주	1,062	6.4 (0.6)	1,320	5.0 (0.7)	1,282	6.0 (0.7)	1,377	5.7 (0.8)	1,333	11.4 (1.3)	1,281	10.2 (1.1)	905	12.2 (1.1)	980	13.1 (1.1)
 <b>여학생</b>																
전 체	28,350	3.8 (0.2)	34,199	3.9 (0.2)	35,232	4.4 (0.2)	35,960	3.9 (0.1)	35,454	7.8 (0.2)	34,847	6.7 (0.2)	37,770	8.7 (0.2)	35,965	8.8 (0.2)
<b>학 년</b>																
중1	5,886	3.6 (0.3)	5,960	3.8 (0.3)	5,933	5.1 (0.4)	6,144	4.4 (0.4)	5,781	9.7 (0.5)	5,949	9.0 (0.7)	6,180	11.5 (0.4)	5,998	12.8 (0.5)
중2	5,880	3.8 (0.3)	5,978	3.8 (0.3)	6,039	3.8 (0.4)	6,118	4.1 (0.3)	5,903	8.1 (0.4)	5,879	7.3 (0.4)	6,490	9.7 (0.4)	5,990	10.2 (0.4)
중3	5,548	3.0 (0.3)	5,861	3.3 (0.3)	6,227	3.4 (0.3)	5,950	3.4 (0.3)	5,792	7.8 (0.5)	5,786	5.9 (0.4)	6,254	8.9 (0.4)	6,026	8.9 (0.4)
고1	5,571	4.4 (0.4)	5,585	3.9 (0.4)	6,207	4.9 (0.6)	6,046	3.4 (0.3)	5,587	7.1 (0.4)	5,792	5.9 (0.5)	6,183	8.2 (0.4)	5,845	7.2 (0.4)
고2	5,465	4.2 (0.4)	5,445	4.4 (0.4)	5,397	4.7 (0.5)	6,308	4.1 (0.3)	6,323	6.3 (0.5)	5,851	5.8 (0.4)	6,554	7.1 (0.3)	6,094	7.0 (0.4)
고3	-	-	5,370	4.6 (0.6)	5,429	4.5 (0.4)	5,394	4.2 (0.4)	6,068	7.7 (0.6)	5,590	6.0 (0.5)	6,109	7.2 (0.4)	6,012	7.0 (0.4)
<b>학교급</b>																
중학교	17,314	3.5 (0.2)	17,799	3.6 (0.2)	18,199	4.1 (0.2)	18,212	4.0 (0.2)	17,476	8.5 (0.3)	17,614	7.4 (0.2)	18,924	10.0 (0.2)	18,014	10.6 (0.3)
고등학교	11,036	4.3 (0.3)	16,400	4.3 (0.3)	17,033	4.7 (0.4)	17,748	3.9 (0.2)	17,978	7.0 (0.3)	17,233	5.9 (0.3)	18,846	7.5 (0.2)	17,951	7.1 (0.2)
일 반 계 고	7,624	2.4 (0.2)	11,319	2.2 (0.2)	11,773	2.7 (0.2)	12,561	2.5 (0.2)	13,102	5.7 (0.3)	12,803	4.4 (0.3)	13,332	6.7 (0.2)	13,985	6.6 (0.2)
특성화계고	3,412	9.4 (0.9)	5,081	10.0 (1.1)	5,260	10.4 (1.1)	5,187	8.0 (0.7)	4,876	11.3 (0.9)	4,430	11.1 (0.7)	5,514	10.3 (0.6)	3,966	8.6 (0.7)
<b>지 역</b>																
서울	3,203	3.2 (0.3)	3,847	2.9 (0.4)	3,999	3.1 (0.3)	3,955	3.6 (0.4)	3,983	7.1 (0.6)	3,830	6.4 (0.5)	5,927	7.8 (0.3)	6,107	8.2 (0.4)
부산	2,078	3.6 (0.4)	2,300	3.1 (0.4)	2,627	4.3 (0.5)	2,708	4.5 (0.5)	2,720	6.6 (0.4)	2,499	6.4 (0.6)	2,376	7.3 (0.5)	2,132	7.9 (0.7)
대구	1,980	2.0 (0.4)	2,306	2.4 (0.4)	2,537	2.6 (0.3)	2,435	3.7 (0.6)	2,381	7.5 (0.9)	2,380	5.2 (0.6)	2,048	7.8 (0.6)	1,688	8.7 (1.0)
인천	1,948	3.6 (0.4)	2,398	3.0 (0.5)	2,546	2.9 (0.5)	2,410	3.7 (0.4)	2,334	8.5 (0.6)	2,442	7.2 (0.7)	2,333	8.8 (0.6)	2,065	8.5 (1.1)
광주	1,464	3.2 (0.5)	1,751	4.3 (1.0)	1,883	3.8 (0.5)	1,828	4.2 (0.7)	1,857	7.9 (1.0)	1,875	6.7 (1.1)	1,595	8.5 (0.9)	1,460	9.7 (0.8)
대전	1,309	4.1 (0.6)	1,577	4.1 (0.6)	1,608	4.5 (0.6)	1,923	4.1 (0.5)	1,718	9.3 (0.6)	1,764	5.2 (0.5)	1,449	9.4 (1.0)	1,281	9.6 (0.9)
울산	1,312	2.7 (0.3)	1,775	2.9 (0.4)	1,774	3.9 (0.6)	1,671	4.0 (0.5)	1,537	6.9 (0.8)	1,308	5.4 (0.7)	1,460	10.1 (0.7)	1,189	9.1 (1.1)
경기	3,454	3.7 (0.5)	4,211	3.3 (0.4)	4,189	4.6 (0.7)	4,404	3.3 (0.4)	4,359	7.1 (0.5)	4,219	6.9 (0.4)	7,201	8.4 (0.3)	7,981	8.3 (0.4)
강원	1,317	5.6 (1.3)	1,676	7.9 (0.8)	1,644	7.4 (1.4)	1,593	4.4 (0.5)	1,668	8.9 (0.7)	1,676	7.1 (0.8)	1,362	10.5 (1.4)	1,251	10.3 (0.8)
충북	1,284	4.4 (0.6)	1,636	4.6 (0.6)	1,636	3.9 (0.5)	1,651	3.8 (0.7)	1,628	8.9 (1.1)	1,639	6.5 (0.9)	1,577	9.8 (1.0)	1,260	9.2 (0.8)
충남	1,357	4.7 (0.8)	1,797	6.2 (1.7)	1,780	7.1 (1.6)	1,929	4.6 (0.7)	1,889	8.7 (1.2)	1,894	8.7 (0.8)	1,665	10.2 (0.8)	1,584	9.3 (1.1)
전북	1,410	5.9 (0.6)	1,608	4.9 (0.8)	1,641	7.4 (1.0)	1,760	6.1 (0.8)	1,816	10.3 (0.9)	1,773	7.3 (0.9)	1,744	9.0 (0.7)	1,663	11.6 (0.9)
전남	1,546	5.0 (0.7)	1,800	8.2 (2.1)	1,805	6.1 (0.7)	1,771	6.0 (0.9)	1,647	8.6 (0.8)	1,629	7.2 (1.1)	1,811	10.1 (1.0)	1,470	10.9 (1.0)
경북	1,675	4.3 (0.7)	1,965	4.4 (0.8)	1,881	4.4 (0.8)	2,317	4.1 (0.6)	2,407	6.9 (0.7)	2,379	6.0 (0.8)	2,018	10.5 (0.7)	1,721	7.9 (0.8)
경남	2,038	4.2 (0.6)	2,310	5.3 (0.9)	2,326	4.9 (0.8)	2,497	3.8 (0.6)	2,507	9.3 (0.7)	2,492	6.8 (0.9)	2,314	9.6 (1.0)	2,350	9.0 (0.8)
제주	975	5.2 (0.7)	1,242	4.6 (0.6)	1,356	3.7 (0.4)	1,108	4.2 (0.8)	1,003	7.0 (1.4)	1,048	8.4 (0.9)	890	7.2 (0.6)	763	9.0 (0.8)



결과표41. 주5일 이상 저녁식사 결식률

(단위: %)

구 분	'05		'06		'07		'08		'09		'10		'11		'12	
	N	분율(표준오차)	N	분율(표준오차)	N	분율(표준오차)	N	분율(표준오차)	N	분율(표준오차)	N	분율(표준오차)	N	분율(표준오차)	N	분율(표준오차)
<b>전 체</b>																
전 체	58,220	7.1 (0.1)	71,403	7.6 (0.2)	74,698	7.4 (0.1)	75,238	7.2 (0.2)	75,066	11.6 (0.2)	73,238	10.2 (0.2)	75,643	11.1 (0.1)	74,186	11.3 (0.2)
<b>학 년</b>																
중1	12,164	7.0 (0.3)	12,876	6.8 (0.3)	13,035	7.3 (0.3)	13,037	7.2 (0.3)	12,714	13.9 (0.4)	12,468	12.1 (0.4)	12,728	13.8 (0.3)	12,362	15.0 (0.4)
중2	11,998	6.9 (0.3)	12,383	7.6 (0.3)	12,849	6.7 (0.3)	13,056	7.5 (0.2)	12,868	12.8 (0.4)	12,499	11.2 (0.4)	12,903	12.4 (0.3)	12,384	12.8 (0.4)
중3	11,384	7.4 (0.3)	12,160	7.2 (0.3)	12,936	7.6 (0.3)	12,850	7.1 (0.3)	12,827	12.7 (0.4)	12,603	10.7 (0.4)	12,843	11.4 (0.3)	12,551	11.8 (0.3)
고1	11,468	7.2 (0.3)	11,624	7.8 (0.4)	12,809	7.2 (0.4)	12,720	6.7 (0.3)	12,477	10.3 (0.4)	12,021	8.7 (0.3)	12,569	10.1 (0.3)	12,451	9.4 (0.3)
고2	11,206	7.3 (0.3)	11,450	8.7 (0.4)	11,596	8.1 (0.4)	12,375	7.5 (0.4)	12,427	9.9 (0.4)	12,124	9.4 (0.4)	12,508	9.6 (0.3)	12,315	9.6 (0.3)
고3	-	-	10,910	8.1 (0.7)	11,473	7.8 (0.4)	11,200	7.1 (0.3)	11,753	10.2 (0.4)	11,523	9.0 (0.4)	12,092	9.7 (0.3)	12,123	9.4 (0.3)
<b>학교급</b>																
중학교	35,546	7.1 (0.2)	37,419	7.2 (0.2)	38,820	7.2 (0.2)	38,943	7.3 (0.2)	38,409	13.1 (0.3)	37,570	11.3 (0.2)	38,474	12.5 (0.2)	37,297	13.2 (0.2)
고등학교	22,674	7.2 (0.2)	33,984	8.2 (0.3)	35,878	7.7 (0.2)	36,295	7.1 (0.2)	36,657	10.1 (0.3)	35,668	9.0 (0.2)	37,169	9.8 (0.2)	36,889	9.5 (0.2)
일반계고	15,800	5.0 (0.3)	23,505	6.1 (0.3)	25,051	5.5 (0.2)	26,808	5.2 (0.3)	27,380	8.4 (0.3)	26,845	7.2 (0.2)	27,278	8.8 (0.2)	28,443	8.6 (0.2)
특성화계고	6,874	13.0 (0.5)	10,479	13.7 (0.6)	10,827	13.5 (0.6)	9,487	12.7 (0.5)	9,277	15.3 (0.7)	8,823	14.8 (0.6)	9,891	13.1 (0.5)	8,446	12.3 (0.5)
<b>지 역</b>																
서울	6,604	5.9 (0.3)	7,855	7.5 (0.5)	8,402	7.1 (0.3)	8,077	6.9 (0.4)	8,207	10.6 (0.5)	7,848	9.3 (0.3)	11,355	10.5 (0.3)	11,373	10.0 (0.3)
부산	4,296	7.8 (0.6)	5,195	7.5 (0.5)	5,530	8.3 (0.4)	5,501	7.5 (0.5)	5,468	10.9 (0.5)	5,303	10.9 (0.6)	5,157	9.6 (0.4)	4,939	11.5 (0.5)
대구	4,109	6.3 (0.5)	4,953	6.5 (0.4)	5,163	5.5 (0.4)	5,053	5.6 (0.3)	5,063	10.1 (0.5)	5,030	8.0 (0.5)	4,439	10.0 (0.4)	4,312	10.4 (0.5)
인천	4,049	6.8 (0.5)	4,879	7.3 (0.5)	5,122	7.6 (0.5)	5,240	7.1 (0.5)	5,126	13.2 (0.6)	5,008	10.4 (0.5)	4,516	11.8 (0.6)	4,302	11.3 (0.7)
광주	3,076	7.8 (0.6)	3,846	6.9 (0.6)	4,076	6.6 (0.5)	4,011	7.2 (0.5)	4,110	12.3 (0.8)	4,024	9.8 (0.5)	3,309	12.7 (0.6)	3,149	12.9 (0.8)
대전	2,958	8.0 (0.8)	3,798	8.8 (0.8)	3,870	6.3 (0.3)	4,011	6.8 (0.6)	3,948	13.0 (0.6)	3,874	9.8 (0.6)	3,003	12.7 (0.6)	2,975	11.9 (0.7)
울산	2,691	7.2 (0.5)	3,561	7.0 (0.6)	3,723	6.3 (0.3)	3,665	6.9 (0.6)	3,635	11.0 (0.6)	3,478	8.9 (0.4)	2,913	11.1 (0.7)	2,518	11.0 (0.7)
경기	6,859	6.6 (0.4)	8,291	7.3 (0.4)	8,761	7.2 (0.4)	9,332	7.2 (0.3)	9,430	11.0 (0.4)	9,044	10.1 (0.4)	14,427	10.6 (0.3)	15,658	11.3 (0.4)
강원	2,635	8.2 (0.7)	3,402	9.9 (0.5)	3,352	8.6 (1.0)	3,520	7.8 (0.4)	3,553	12.3 (1.2)	3,447	9.6 (0.6)	2,722	11.9 (0.7)	2,486	11.3 (0.7)
충북	2,782	6.3 (0.4)	3,424	6.1 (0.6)	3,601	7.5 (0.5)	3,657	6.6 (0.5)	3,636	11.3 (0.7)	3,500	9.9 (0.5)	2,973	12.4 (0.8)	2,753	10.8 (0.6)
충남	2,868	9.8 (0.7)	3,624	9.5 (0.9)	3,740	8.9 (0.7)	3,910	7.8 (0.7)	3,852	13.2 (1.2)	3,869	12.2 (1.2)	3,457	11.6 (0.7)	3,264	11.3 (0.7)
전북	2,858	7.8 (0.6)	3,335	7.8 (0.6)	3,548	8.9 (0.6)	3,757	8.2 (0.8)	3,799	13.5 (0.8)	3,778	11.7 (0.7)	3,382	11.6 (0.5)	3,133	12.6 (0.9)
전남	2,929	8.2 (0.6)	3,564	9.3 (1.1)	3,661	9.0 (0.6)	3,581	9.1 (0.8)	3,381	13.8 (0.8)	3,381	11.2 (0.9)	3,434	12.1 (0.8)	2,906	13.6 (0.9)
경북	3,522	7.5 (0.6)	4,266	7.4 (0.6)	4,497	8.8 (0.6)	4,589	6.4 (0.5)	4,589	11.5 (0.8)	4,515	10.6 (0.8)	4,028	13.6 (0.6)	3,755	11.5 (0.7)
경남	3,947	9.0 (0.5)	4,848	8.6 (0.6)	5,014	7.2 (0.5)	4,849	7.6 (1.0)	4,933	13.2 (0.8)	4,810	11.8 (0.6)	4,733	11.6 (0.6)	4,920	12.2 (0.7)
제주	2,037	8.1 (0.4)	2,562	7.5 (0.6)	2,638	6.4 (0.5)	2,485	8.3 (0.7)	2,336	11.8 (1.4)	2,329	11.9 (0.6)	1,795	10.2 (0.8)	1,743	10.2 (1.0)
<b>남학생</b>																
전 체	29,870	6.8 (0.2)	37,204	6.4 (0.2)	39,466	6.4 (0.2)	39,278	6.4 (0.2)	39,612	13.0 (0.3)	38,391	10.4 (0.2)	37,873	12.5 (0.2)	38,221	12.6 (0.2)
<b>학 년</b>																
중1	6,278	8.0 (0.4)	6,916	7.1 (0.3)	7,102	7.5 (0.4)	6,893	7.8 (0.4)	6,933	16.5 (0.5)	6,519	13.2 (0.5)	6,548	15.5 (0.4)	6,364	17.7 (0.5)
중2	6,118	7.3 (0.4)	6,405	7.0 (0.4)	6,810	6.2 (0.3)	6,938	7.1 (0.3)	6,965	15.7 (0.6)	6,620	11.8 (0.4)	6,413	14.4 (0.4)	6,394	14.9 (0.5)
중3	5,836	7.1 (0.4)	6,299	5.9 (0.3)	6,709	6.5 (0.4)	6,900	6.0 (0.4)	7,035	14.2 (0.6)	6,817	11.2 (0.5)	6,589	12.9 (0.5)	6,525	13.4 (0.5)
고1	5,897	5.7 (0.4)	6,039	6.5 (0.4)	6,602	5.1 (0.4)	6,674	5.7 (0.4)	6,890	11.0 (0.5)	6,229	8.2 (0.5)	6,386	11.3 (0.4)	6,606	10.2 (0.4)
고2	5,741	5.5 (0.4)	6,005	6.3 (0.4)	6,199	5.8 (0.4)	6,067	5.6 (0.4)	6,104	10.0 (0.6)	6,273	8.8 (0.5)	5,954	10.2 (0.5)	6,221	10.1 (0.4)
고3	-	-	5,540	5.7 (0.4)	6,044	7.1 (0.4)	5,806	5.9 (0.4)	5,685	10.5 (0.5)	5,933	9.5 (0.7)	5,983	10.8 (0.4)	6,111	10.0 (0.4)
<b>학교급</b>																
중학교	18,232	7.5 (0.2)	19,620	6.7 (0.2)	20,621	6.7 (0.2)	20,731	6.9 (0.2)	20,933	15.4 (0.4)	19,956	12.0 (0.3)	19,550	14.2 (0.3)	19,283	15.3 (0.3)
고등학교	11,638	5.6 (0.3)	17,584	6.2 (0.3)	18,845	6.0 (0.3)	18,547	5.7 (0.3)	18,679	10.5 (0.4)	18,435	8.8 (0.4)	18,323	10.8 (0.3)	18,938	10.1 (0.3)
일반계고	8,176	3.8 (0.3)	12,186	4.7 (0.3)	13,278	4.6 (0.2)	14,247	4.2 (0.3)	14,278	8.8 (0.4)	14,042	7.1 (0.4)	13,946	9.9 (0.3)	14,458	9.0 (0.3)
특성화계고	3,462	10.1 (0.6)	5,398	9.8 (0.5)	5,567	9.5 (0.7)	4,300	10.1 (0.6)	4,401	15.6 (1.0)	4,393	14.2 (0.8)	4,377	13.5 (0.6)	4,480	13.7 (0.6)


※최근 7일 동안 저녁식사를 5일 이상 먹지 않은 사람의 분율

※설문문항 및 응답보기 수정('09, '10, '11년)으로 연도비교 시 주의



(계속: 주5일 이상 저녁식사 결식률)

(단위: %)

구 분	'05		'06		'07		'08		'09		'10		'11		'12	
	N	분율(표준오차)	N	분율(표준오차)	N	분율(표준오차)	N	분율(표준오차)	N	분율(표준오차)	N	분율(표준오차)	N	분율(표준오차)	N	분율(표준오차)
<b>지 역</b>																
서울	3,401	5.4 (0.4)	4,008	6.4 (0.4)	4,403	6.5 (0.4)	4,122	6.0 (0.5)	4,224	12.4 (0.7)	4,018	8.8 (0.5)	5,428	12.1 (0.5)	5,266	11.0 (0.5)
부산	2,218	6.7 (0.7)	2,895	6.0 (0.5)	2,903	6.6 (0.4)	2,793	6.2 (0.5)	2,748	11.2 (0.8)	2,804	11.6 (0.9)	2,781	11.0 (0.6)	2,807	12.9 (0.6)
대구	2,129	6.3 (0.6)	2,647	5.4 (0.6)	2,626	4.6 (0.4)	2,618	4.5 (0.4)	2,682	11.3 (0.9)	2,650	8.2 (0.7)	2,391	11.4 (0.6)	2,624	11.1 (0.5)
인천	2,101	6.7 (0.6)	2,481	6.6 (0.6)	2,576	6.4 (0.6)	2,830	6.8 (0.6)	2,792	15.2 (0.9)	2,566	10.8 (0.8)	2,183	13.4 (0.8)	2,237	12.3 (0.9)
광주	1,612	6.0 (0.7)	2,095	5.5 (0.5)	2,193	5.4 (0.5)	2,183	6.9 (0.6)	2,253	13.6 (2.2)	2,149	9.9 (1.2)	1,714	15.1 (0.8)	1,689	14.6 (1.2)
대전	1,649	8.5 (0.9)	2,221	6.8 (0.7)	2,262	6.1 (0.5)	2,088	6.9 (1.1)	2,230	14.0 (0.9)	2,110	10.9 (1.0)	1,554	14.8 (1.0)	1,694	13.4 (1.1)
울산	1,379	6.7 (0.6)	1,786	5.4 (1.0)	1,949	5.3 (0.3)	1,994	5.7 (0.5)	2,098	12.1 (0.7)	2,170	9.4 (0.6)	1,453	11.3 (1.0)	1,329	11.9 (0.9)
경기	3,405	6.1 (0.4)	4,080	6.4 (0.4)	4,572	6.0 (0.4)	4,928	6.4 (0.4)	5,071	12.3 (0.6)	4,825	9.9 (0.6)	7,226	11.4 (0.4)	7,677	12.6 (0.5)
강원	1,318	8.8 (0.9)	1,726	8.4 (0.6)	1,708	7.2 (1.6)	1,927	7.4 (0.6)	1,885	14.5 (2.0)	1,771	10.0 (0.8)	1,360	12.9 (1.4)	1,235	10.4 (1.3)
충북	1,498	6.2 (0.6)	1,788	4.6 (0.6)	1,965	7.1 (0.5)	2,006	5.7 (0.6)	2,008	13.0 (0.8)	1,861	9.5 (0.9)	1,396	14.5 (1.4)	1,493	11.9 (1.0)
충남	1,511	10.2 (0.9)	1,827	8.3 (0.8)	1,960	8.0 (0.6)	1,981	7.3 (0.9)	1,963	15.9 (1.2)	1,975	13.2 (1.7)	1,792	13.1 (0.8)	1,680	12.9 (0.8)
전북	1,448	7.5 (1.3)	1,727	5.1 (0.7)	1,907	7.7 (0.9)	1,997	8.6 (1.4)	1,983	14.7 (1.6)	2,005	13.5 (1.5)	1,638	13.3 (0.8)	1,470	14.5 (1.6)
전남	1,383	7.5 (0.9)	1,764	7.2 (0.8)	1,856	7.2 (0.7)	1,810	7.7 (1.1)	1,734	15.9 (1.1)	1,752	12.7 (1.9)	1,623	14.4 (1.2)	1,436	14.2 (1.4)
경북	1,847	7.4 (0.7)	2,301	6.9 (0.6)	2,616	7.8 (0.8)	2,272	5.5 (0.8)	2,182	12.0 (1.3)	2,136	10.8 (1.1)	2,010	14.6 (1.0)	2,034	13.9 (1.0)
경남	1,909	9.6 (0.7)	2,538	7.4 (0.8)	2,688	5.6 (0.8)	2,352	6.2 (1.0)	2,426	13.7 (1.2)	2,318	12.9 (1.0)	2,419	12.3 (0.8)	2,570	14.6 (1.0)
제주	1,062	7.4 (0.4)	1,320	6.2 (0.9)	1,282	5.3 (0.8)	1,377	6.5 (0.6)	1,333	13.5 (1.8)	1,281	12.2 (1.0)	905	11.8 (1.3)	980	12.4 (1.5)
 <b>여학생</b>																
전 체	28,350	7.5 (0.2)	34,199	9.0 (0.3)	35,232	8.6 (0.2)	35,960	8.1 (0.2)	35,454	10.1 (0.2)	34,847	9.9 (0.2)	37,770	9.7 (0.2)	35,965	9.8 (0.2)
<b>학 년</b>																
중1	5,886	5.9 (0.4)	5,960	6.4 (0.4)	5,933	7.1 (0.4)	6,144	6.7 (0.4)	5,781	11.0 (0.5)	5,949	10.9 (0.6)	6,180	11.9 (0.5)	5,998	12.0 (0.5)
중2	5,880	6.5 (0.4)	5,978	8.2 (0.4)	6,039	7.4 (0.4)	6,118	7.9 (0.4)	5,903	9.5 (0.4)	5,879	10.6 (0.5)	6,490	10.3 (0.4)	5,990	10.5 (0.4)
중3	5,548	7.7 (0.4)	5,861	8.7 (0.5)	6,227	8.8 (0.4)	5,950	8.3 (0.5)	5,792	11.0 (0.5)	5,786	10.2 (0.5)	6,254	9.9 (0.4)	6,026	10.0 (0.4)
고1	5,571	9.0 (0.6)	5,585	9.3 (0.5)	6,207	9.5 (0.5)	6,046	7.8 (0.5)	5,587	9.5 (0.5)	5,792	9.3 (0.5)	6,183	8.7 (0.4)	5,845	8.5 (0.4)
고2	5,465	9.2 (0.5)	5,445	11.3 (0.6)	5,397	10.6 (0.6)	6,308	9.6 (0.6)	6,323	9.7 (0.5)	5,851	10.0 (0.5)	6,554	8.9 (0.4)	6,094	9.1 (0.4)
고3	-	-	5,370	10.8 (1.3)	5,429	8.7 (0.8)	5,394	8.5 (0.5)	6,068	9.9 (0.5)	5,590	8.4 (0.6)	6,109	8.5 (0.4)	6,012	8.9 (0.4)
<b>학교급</b>																
중학교	17,314	6.6 (0.3)	17,799	7.8 (0.3)	18,199	7.8 (0.2)	18,212	7.6 (0.3)	17,476	10.5 (0.3)	17,614	10.5 (0.3)	18,924	10.7 (0.2)	18,014	10.8 (0.3)
고등학교	11,036	9.1 (0.4)	16,400	10.4 (0.5)	17,033	9.6 (0.5)	17,748	8.6 (0.4)	17,978	9.7 (0.4)	17,233	9.2 (0.3)	18,846	8.7 (0.2)	17,951	8.8 (0.3)
일 반 계 고	7,624	6.4 (0.4)	11,319	7.6 (0.6)	11,773	6.5 (0.3)	12,561	6.3 (0.4)	13,102	8.1 (0.4)	12,803	7.4 (0.4)	13,332	7.5 (0.2)	13,985	8.3 (0.3)
특성화계고	3,412	16.4 (0.8)	5,081	18.2 (0.9)	5,260	18.2 (1.3)	5,187	15.8 (0.7)	4,876	15.0 (0.8)	4,430	15.6 (0.6)	5,514	12.7 (0.7)	3,966	10.7 (0.6)
<b>지 역</b>																
서울	3,203	6.5 (0.4)	3,847	8.7 (0.9)	3,999	7.7 (0.4)	3,955	7.9 (0.5)	3,983	8.6 (0.6)	3,830	9.8 (0.5)	5,927	8.8 (0.3)	6,107	8.9 (0.4)
부산	2,078	9.0 (0.9)	2,300	9.3 (0.7)	2,627	10.3 (0.6)	2,708	9.1 (0.7)	2,720	10.5 (0.6)	2,499	10.1 (0.8)	2,376	7.8 (0.6)	2,132	9.7 (0.7)
대구	1,980	6.4 (0.8)	2,306	7.9 (0.7)	2,537	6.8 (0.5)	2,435	6.9 (0.6)	2,381	8.6 (0.8)	2,380	7.7 (0.7)	2,048	8.5 (0.5)	1,688	9.6 (0.9)
인천	1,948	6.9 (0.9)	2,398	8.0 (0.9)	2,546	8.9 (1.0)	2,410	7.5 (0.8)	2,334	11.1 (0.7)	2,442	10.0 (0.7)	2,333	10.0 (0.7)	2,065	10.2 (1.0)
광주	1,464	9.7 (0.9)	1,751	8.5 (1.0)	1,883	8.0 (0.7)	1,828	7.5 (1.0)	1,857	10.8 (1.4)	1,875	9.8 (1.1)	1,595	10.1 (1.0)	1,460	11.1 (1.0)
대전	1,309	7.4 (1.2)	1,577	11.2 (1.5)	1,608	6.5 (0.7)	1,923	6.8 (0.8)	1,718	11.9 (0.8)	1,764	8.5 (0.8)	1,449	10.4 (0.9)	1,281	10.2 (0.7)
울산	1,312	7.7 (0.9)	1,775	8.8 (0.9)	1,774	7.6 (0.5)	1,671	8.3 (0.9)	1,537	9.7 (0.8)	1,308	8.2 (0.6)	1,460	10.8 (0.8)	1,189	10.0 (1.0)
경기	3,454	7.3 (0.6)	4,211	8.2 (0.6)	4,189	8.5 (0.8)	4,404	8.1 (0.6)	4,359	9.6 (0.5)	4,219	10.4 (0.6)	7,201	9.7 (0.4)	7,981	9.8 (0.4)
강원	1,317	7.6 (0.7)	1,676	11.6 (1.2)	1,644	10.2 (1.3)	1,593	8.3 (0.8)	1,668	9.8 (0.7)	1,676	9.1 (0.8)	1,362	10.8 (1.4)	1,251	12.2 (0.8)
충북	1,284	6.4 (0.9)	1,636	7.8 (1.1)	1,636	7.9 (0.9)	1,651	7.6 (0.7)	1,628	9.5 (1.1)	1,639	10.3 (0.8)	1,577	10.0 (1.0)	1,260	9.7 (0.6)
충남	1,357	9.3 (1.1)	1,797	10.9 (1.8)	1,780	10.0 (1.2)	1,929	8.5 (1.0)	1,889	10.2 (1.3)	1,894	11.0 (1.2)	1,665	10.0 (1.0)	1,584	9.5 (1.1)
전북	1,410	8.1 (0.7)	1,608	10.7 (0.9)	1,641	10.1 (0.6)	1,760	7.7 (1.1)	1,816	12.1 (0.9)	1,773	9.7 (1.0)	1,744	9.8 (0.7)	1,663	10.5 (0.8)
전남	1,546	9.0 (1.0)	1,800	11.5 (1.9)	1,805	10.9 (1.0)	1,771	10.5 (1.1)	1,647	11.5 (1.2)	1,629	9.7 (1.4)	1,811	9.7 (0.9)	1,470	13.0 (0.9)
경북	1,675	7.6 (0.9)	1,965	8.1 (1.0)	1,881	10.1 (1.0)	2,317	7.6 (0.8)	2,407	11.0 (0.7)	2,379	10.5 (1.1)	2,018	12.5 (0.9)	1,721	8.8 (0.7)
경남	2,038	8.4 (0.8)	2,310	10.1 (0.9)	2,326	9.0 (0.8)	2,497	9.1 (1.5)	2,507	12.7 (1.2)	2,492	10.5 (0.9)	2,314	10.8 (0.9)	2,350	9.5 (0.8)
제주	975	9.0 (1.0)	1,242	8.8 (0.9)	1,356	7.6 (0.8)	1,108	10.4 (1.3)	1,003	10.0 (1.5)	1,048	11.7 (1.2)	890	8.5 (0.9)	763	7.7 (0.7)

제3부

식  
습  
관



결과표42. 1일 1회 이상 과일 섭취율

(단위: %)

구 분	'05		'06		'07		'08		'09		'10		'11		'12	
	N	분율(표준오차)	N	분율(표준오차)	N	분율(표준오차)	N	분율(표준오차)	N	분율(표준오차)	N	분율(표준오차)	N	분율(표준오차)	N	분율(표준오차)
<b>전 체</b>																
전 체	58,224	32.6 (0.4)	71,404	32.3 (0.4)	74,698	30.1 (0.4)	75,238	34.6 (0.3)	75,066	24.7 (0.3)	73,238	22.9 (0.3)	75,643	20.3 (0.3)	74,186	18.7 (0.2)
<b>학 년</b>																
중1	12,167	40.4 (0.7)	12,876	40.8 (0.6)	13,035	37.5 (0.6)	13,037	43.2 (0.8)	12,714	31.5 (0.7)	12,468	31.1 (0.6)	12,728	26.2 (0.5)	12,362	24.0 (0.5)
중2	11,998	36.0 (0.7)	12,384	36.5 (0.7)	12,849	35.2 (0.7)	13,056	39.5 (0.7)	12,868	28.4 (0.6)	12,499	27.3 (0.6)	12,903	22.5 (0.4)	12,384	21.6 (0.5)
중3	11,384	34.0 (0.6)	12,160	35.1 (0.6)	12,936	32.3 (0.6)	12,850	37.0 (0.5)	12,827	26.7 (0.6)	12,603	24.2 (0.6)	12,843	22.5 (0.5)	12,551	19.6 (0.5)
고1	11,469	25.8 (0.6)	11,624	27.4 (0.7)	12,809	26.0 (0.6)	12,720	30.6 (0.6)	12,477	22.7 (0.5)	12,021	19.6 (0.5)	12,569	17.2 (0.4)	12,451	16.3 (0.5)
고2	11,206	24.7 (0.6)	11,450	25.2 (0.6)	11,596	24.1 (0.6)	12,375	29.0 (0.6)	12,427	19.5 (0.5)	12,124	17.6 (0.4)	12,508	16.2 (0.4)	12,315	15.4 (0.4)
고3	-	-	10,910	26.2 (0.8)	11,473	23.3 (0.7)	11,200	27.1 (0.6)	11,753	19.2 (0.4)	11,523	17.8 (0.4)	12,092	17.5 (0.5)	12,123	15.7 (0.4)
<b>학교급</b>																
중학교	35,549	36.9 (0.5)	37,420	37.4 (0.4)	38,820	35.0 (0.5)	38,943	39.9 (0.5)	38,409	28.9 (0.5)	37,570	27.5 (0.5)	38,474	23.7 (0.3)	37,297	21.7 (0.4)
고등학교	22,675	25.2 (0.5)	33,984	26.3 (0.5)	35,878	24.6 (0.5)	36,295	29.0 (0.4)	36,657	20.5 (0.3)	35,668	18.3 (0.3)	37,169	17.0 (0.4)	36,889	15.8 (0.3)
일반계고	15,801	27.8 (0.6)	23,505	28.7 (0.7)	25,051	27.1 (0.6)	26,808	31.5 (0.5)	27,380	22.3 (0.4)	26,845	20.0 (0.3)	27,278	18.8 (0.5)	28,443	17.4 (0.4)
특성화계고	6,874	18.5 (0.6)	10,479	20.1 (0.7)	10,827	17.6 (0.7)	9,487	21.9 (0.5)	9,277	15.1 (0.5)	8,823	13.2 (0.4)	9,891	11.0 (0.4)	8,446	10.4 (0.3)
<b>지 역</b>																
서울	6,604	36.3 (1.0)	7,855	35.2 (1.0)	8,402	34.0 (1.0)	8,077	36.7 (0.7)	8,207	25.5 (0.7)	7,848	25.6 (0.7)	11,355	22.6 (0.6)	11,373	21.0 (0.7)
부산	4,296	33.3 (1.0)	5,195	32.4 (0.8)	5,530	31.2 (1.0)	5,501	35.0 (0.9)	5,468	24.0 (0.8)	5,303	23.4 (0.7)	5,157	19.5 (0.8)	4,939	20.0 (0.7)
대구	4,109	31.7 (0.8)	4,953	31.2 (1.1)	5,163	29.3 (0.8)	5,053	36.1 (1.0)	5,063	26.3 (0.8)	5,030	24.6 (0.9)	4,439	21.0 (1.1)	4,312	20.6 (0.9)
인천	4,049	30.2 (1.1)	4,879	29.9 (1.1)	5,122	27.8 (0.6)	5,240	32.8 (0.9)	5,126	24.4 (0.7)	5,008	19.9 (0.7)	4,516	18.2 (0.6)	4,302	17.4 (0.7)
광주	3,076	39.4 (1.0)	3,846	32.5 (0.8)	4,076	32.7 (1.0)	4,011	39.1 (1.0)	4,110	25.7 (0.6)	4,024	24.9 (1.1)	3,309	23.3 (0.8)	3,149	20.3 (0.9)
대전	2,958	31.9 (1.3)	3,798	33.6 (1.4)	3,870	30.9 (1.7)	4,011	35.9 (1.2)	3,948	27.6 (1.2)	3,874	24.1 (0.9)	3,003	22.4 (1.5)	2,975	17.9 (1.1)
울산	2,691	33.4 (1.1)	3,561	31.0 (0.6)	3,723	29.1 (0.7)	3,665	34.4 (1.0)	3,635	22.6 (0.9)	3,478	20.9 (0.7)	2,913	18.7 (0.8)	2,518	16.3 (0.8)
경기	6,859	33.7 (1.2)	8,291	34.5 (0.9)	8,761	30.1 (1.1)	9,332	34.8 (1.0)	9,430	25.7 (0.9)	9,044	23.6 (0.8)	14,427	21.3 (0.6)	15,658	19.4 (0.6)
강원	2,635	24.4 (1.1)	3,402	26.2 (1.0)	3,352	23.7 (1.3)	3,520	28.3 (1.4)	3,553	22.9 (1.5)	3,447	19.5 (1.9)	2,722	16.4 (0.7)	2,486	13.6 (1.0)
충북	2,785	32.7 (1.3)	3,424	33.9 (1.6)	3,601	30.2 (1.1)	3,657	34.0 (0.9)	3,636	24.0 (1.3)	3,500	19.9 (0.9)	2,973	17.7 (1.1)	2,753	15.1 (1.1)
충남	2,868	25.8 (1.7)	3,624	28.0 (1.5)	3,740	25.6 (1.1)	3,910	33.7 (1.9)	3,852	22.1 (1.2)	3,869	19.3 (1.0)	3,457	16.8 (1.2)	3,264	15.3 (0.7)
전북	2,858	26.8 (1.7)	3,336	29.1 (1.2)	3,548	27.1 (1.5)	3,757	31.4 (1.0)	3,799	24.0 (0.9)	3,778	21.2 (1.0)	3,382	19.4 (0.9)	3,133	16.8 (0.9)
전남	2,929	33.3 (1.3)	3,564	28.5 (1.7)	3,661	28.5 (1.6)	3,581	31.4 (1.1)	3,381	22.0 (1.2)	3,381	21.9 (1.4)	3,434	20.0 (1.2)	2,906	15.2 (1.2)
경북	3,523	28.2 (1.5)	4,266	28.7 (1.4)	4,497	29.1 (1.1)	4,589	34.9 (1.4)	4,589	23.7 (1.3)	4,515	22.8 (1.4)	4,028	17.6 (1.2)	3,755	18.5 (1.4)
경남	3,947	31.9 (1.4)	4,848	31.6 (1.5)	5,014	28.5 (1.1)	4,849	33.9 (1.3)	4,933	24.4 (1.4)	4,810	21.5 (0.8)	4,733	19.2 (1.2)	4,920	18.5 (0.8)
제주	2,037	27.3 (1.2)	2,562	24.5 (0.9)	2,638	25.4 (1.0)	2,485	26.8 (0.8)	2,336	20.9 (1.3)	2,329	16.0 (0.9)	1,795	15.1 (1.1)	1,743	16.1 (1.4)
<b>남학생</b>																
전 체	29,874	32.0 (0.5)	37,204	31.0 (0.4)	39,466	29.3 (0.4)	39,278	33.2 (0.4)	39,612	24.0 (0.3)	38,391	22.2 (0.4)	37,873	19.2 (0.3)	38,221	17.4 (0.3)
<b>학 년</b>																
중1	6,281	39.7 (0.9)	6,916	40.6 (0.8)	7,102	37.0 (0.7)	6,893	41.3 (0.9)	6,933	30.2 (0.7)	6,519	30.4 (0.8)	6,548	25.1 (0.6)	6,364	22.6 (0.6)
중2	6,118	36.0 (0.9)	6,405	35.9 (0.9)	6,810	34.7 (0.9)	6,938	38.3 (0.8)	6,965	27.3 (0.7)	6,620	26.7 (0.7)	6,413	21.9 (0.6)	6,394	20.6 (0.6)
중3	5,836	34.1 (0.9)	6,299	32.4 (0.8)	6,709	31.8 (0.8)	6,900	35.9 (0.7)	7,035	26.0 (0.7)	6,817	22.7 (0.7)	6,589	21.4 (0.6)	6,525	18.2 (0.6)
고1	5,898	24.5 (0.8)	6,039	26.5 (0.8)	6,602	24.5 (0.8)	6,674	29.3 (0.7)	6,890	22.7 (0.6)	6,229	19.2 (0.8)	6,386	16.5 (0.6)	6,606	15.1 (0.6)
고2	5,741	23.0 (0.8)	6,005	23.3 (0.8)	6,199	23.2 (0.7)	6,067	27.6 (0.9)	6,104	18.9 (0.7)	6,273	17.2 (0.6)	5,954	14.7 (0.5)	6,221	13.9 (0.5)
고3	-	-	5,540	24.3 (0.9)	6,044	22.2 (0.8)	5,806	25.5 (0.8)	5,685	19.0 (0.6)	5,933	17.6 (0.6)	5,983	16.3 (0.6)	6,111	14.5 (0.5)
<b>학교급</b>																
중학교	18,235	36.7 (0.6)	19,620	36.3 (0.6)	20,621	34.5 (0.5)	20,731	38.5 (0.5)	20,933	27.8 (0.5)	19,956	26.5 (0.5)	19,550	22.7 (0.4)	19,283	20.4 (0.4)
고등학교	11,639	23.8 (0.6)	17,584	24.7 (0.6)	18,845	23.4 (0.5)	18,547	27.6 (0.5)	18,679	20.2 (0.4)	18,435	18.0 (0.4)	18,323	15.8 (0.4)	18,938	14.5 (0.4)
일반계고	8,177	26.2 (0.7)	12,186	26.6 (0.8)	13,278	25.5 (0.6)	14,247	30.1 (0.6)	14,278	22.1 (0.5)	14,042	19.7 (0.5)	13,946	17.5 (0.5)	14,458	16.0 (0.4)
특성화계고	3,462	17.6 (0.8)	5,398	20.0 (0.8)	5,567	17.8 (0.7)	4,300	20.6 (0.7)	4,401	14.7 (0.5)	4,393	12.7 (0.5)	4,377	10.6 (0.5)	4,480	9.4 (0.4)


※최근 7일 동안 1일 1회 이상 과일(과일쥬스 제외)을 먹은 사람의 분율

※설문문항 및 응답보기 수정('09, '10, '11년)으로 연도비교 시 주의



(계속: 1월 1회 이상 과일 섭취율)

(단위: %)

구 분	'05		'06		'07		'08		'09		'10		'11		'12	
	N	분율(표준오차)	N	분율(표준오차)	N	분율(표준오차)	N	분율(표준오차)	N	분율(표준오차)	N	분율(표준오차)	N	분율(표준오차)	N	분율(표준오차)
<b>지 역</b>																
서울	3,401	35.8 (1.4)	4,008	32.0 (1.1)	4,403	32.1 (1.2)	4,122	34.6 (1.0)	4,224	24.0 (0.8)	4,018	24.5 (1.0)	5,428	21.5 (0.8)	5,266	19.5 (0.8)
부산	2,218	32.9 (1.2)	2,895	31.4 (1.2)	2,903	30.3 (1.2)	2,793	33.0 (1.4)	2,748	22.7 (1.0)	2,804	22.8 (1.1)	2,781	17.2 (0.7)	2,807	18.2 (0.9)
대구	2,129	30.2 (1.1)	2,647	28.4 (1.3)	2,626	29.1 (1.1)	2,618	35.7 (1.4)	2,682	26.4 (1.2)	2,650	23.3 (1.4)	2,391	19.8 (1.2)	2,624	19.8 (1.1)
인천	2,101	28.7 (1.3)	2,481	29.1 (1.2)	2,576	27.1 (1.0)	2,830	31.7 (1.4)	2,792	23.4 (0.9)	2,566	19.4 (1.0)	2,183	18.1 (1.1)	2,237	16.2 (1.0)
광주	1,612	37.9 (1.5)	2,095	29.7 (1.3)	2,193	29.8 (1.4)	2,183	36.5 (1.5)	2,253	24.7 (1.2)	2,149	23.7 (1.7)	1,714	22.3 (1.0)	1,689	18.4 (1.1)
대전	1,649	31.5 (1.5)	2,221	32.2 (1.6)	2,262	29.9 (1.2)	2,088	34.8 (1.6)	2,230	26.9 (1.6)	2,110	23.5 (1.6)	1,554	21.9 (1.8)	1,694	18.1 (1.2)
울산	1,379	32.9 (1.6)	1,786	31.5 (0.9)	1,949	29.4 (1.1)	1,994	32.7 (1.3)	2,098	21.8 (1.0)	2,170	19.7 (0.9)	1,453	17.2 (0.9)	1,329	15.8 (1.0)
경기	3,405	32.5 (1.2)	4,080	34.5 (1.1)	4,572	30.2 (1.2)	4,928	33.9 (1.2)	5,071	25.4 (0.8)	4,825	23.5 (0.9)	7,226	20.5 (0.7)	7,677	18.0 (0.7)
강원	1,318	25.9 (1.8)	1,726	24.7 (1.1)	1,708	22.1 (1.2)	1,927	29.2 (1.9)	1,885	24.2 (1.9)	1,771	20.1 (2.1)	1,360	16.2 (1.7)	1,235	13.3 (1.6)
충북	1,501	30.9 (1.3)	1,788	31.2 (2.0)	1,965	28.5 (1.5)	2,006	31.3 (0.9)	2,008	23.3 (1.3)	1,861	18.5 (1.8)	1,396	14.8 (0.8)	1,493	14.6 (1.2)
충남	1,511	25.9 (1.6)	1,827	26.7 (1.9)	1,960	25.3 (1.8)	1,981	30.3 (1.9)	1,963	20.6 (1.4)	1,975	18.3 (1.6)	1,792	16.7 (1.8)	1,680	14.6 (1.2)
전북	1,448	29.1 (2.4)	1,727	28.1 (1.9)	1,907	27.2 (1.9)	1,997	30.2 (1.4)	1,983	22.7 (1.2)	2,005	21.1 (1.2)	1,638	17.9 (1.3)	1,470	15.3 (1.2)
전남	1,383	32.0 (1.7)	1,764	26.1 (1.8)	1,856	27.5 (2.0)	1,810	30.3 (1.2)	1,734	22.5 (1.5)	1,752	22.9 (1.4)	1,623	19.0 (1.9)	1,436	16.0 (1.7)
경북	1,848	26.9 (2.2)	2,301	27.1 (1.7)	2,616	26.9 (1.1)	2,272	34.0 (1.6)	2,182	22.5 (1.7)	2,136	21.2 (1.9)	2,010	16.3 (1.3)	2,034	16.2 (1.3)
경남	1,909	32.0 (1.8)	2,538	32.7 (2.5)	2,688	29.3 (1.7)	2,352	32.5 (1.6)	2,426	24.1 (1.9)	2,318	19.8 (0.9)	2,419	17.6 (1.3)	2,570	15.7 (0.9)
제주	1,062	27.5 (2.0)	1,320	27.0 (1.4)	1,282	24.7 (1.7)	1,377	25.9 (1.2)	1,333	20.4 (1.6)	1,281	16.0 (1.4)	905	16.7 (1.4)	980	14.1 (2.3)
 <b>여학생</b>																
전 체	28,350	33.4 (0.5)	34,200	33.8 (0.5)	35,232	31.0 (0.5)	35,960	36.2 (0.4)	35,454	25.5 (0.4)	34,847	23.7 (0.4)	37,770	21.5 (0.3)	35,965	20.1 (0.3)
<b>학 년</b>																
중1	5,886	41.2 (1.0)	5,960	40.9 (0.9)	5,933	38.1 (0.9)	6,144	45.3 (0.9)	5,781	33.1 (1.0)	5,949	31.9 (0.9)	6,180	27.4 (0.6)	5,998	25.5 (0.7)
중2	5,880	36.0 (0.8)	5,979	37.1 (0.9)	6,039	35.8 (0.9)	6,118	40.8 (0.9)	5,903	29.6 (0.9)	5,879	28.0 (0.9)	6,490	23.2 (0.6)	5,990	22.8 (0.7)
중3	5,548	34.0 (0.9)	5,861	38.1 (0.8)	6,227	32.9 (0.8)	5,950	38.2 (0.8)	5,792	27.6 (0.8)	5,786	26.0 (0.8)	6,254	23.8 (0.6)	6,026	21.0 (0.6)
고1	5,571	27.2 (0.9)	5,585	28.5 (1.0)	6,207	27.7 (0.9)	6,046	32.2 (0.9)	5,587	22.8 (0.7)	5,792	20.0 (0.7)	6,183	18.1 (0.7)	5,845	17.7 (0.7)
고2	5,465	26.5 (0.9)	5,445	27.4 (0.9)	5,397	25.1 (0.9)	6,308	30.7 (0.8)	6,323	20.2 (0.7)	5,851	18.2 (0.7)	6,554	18.0 (0.6)	6,094	17.2 (0.6)
고3	-	- -	5,370	28.3 (1.3)	5,429	24.6 (1.0)	5,394	28.8 (0.8)	6,068	19.5 (0.7)	5,590	18.0 (0.7)	6,109	18.8 (0.7)	6,012	16.9 (0.7)
<b>학교급</b>																
중학교	17,314	37.2 (0.7)	17,800	38.7 (0.6)	18,199	35.6 (0.6)	18,212	41.5 (0.6)	17,476	30.1 (0.7)	17,614	28.6 (0.6)	18,924	24.8 (0.4)	18,014	23.0 (0.5)
고등학교	11,036	26.9 (0.7)	16,400	28.0 (0.8)	17,033	25.9 (0.8)	17,748	30.7 (0.6)	17,978	20.9 (0.4)	17,233	18.7 (0.4)	18,846	18.3 (0.5)	17,951	17.3 (0.5)
일 반 계 고	7,624	29.6 (0.9)	11,319	31.0 (0.9)	11,773	28.9 (0.9)	12,561	33.0 (0.7)	13,102	22.5 (0.5)	12,803	20.2 (0.5)	13,332	20.3 (0.6)	13,985	18.9 (0.6)
특성화계고	3,412	19.5 (0.8)	5,081	20.2 (1.1)	5,260	17.4 (1.0)	5,187	23.5 (0.8)	4,876	15.7 (1.0)	4,430	13.8 (0.6)	5,514	11.4 (0.5)	3,966	11.6 (0.5)
<b>지 역</b>																
서울	3,203	36.9 (1.2)	3,847	38.8 (1.5)	3,999	36.1 (1.4)	3,955	39.0 (1.0)	3,983	27.0 (1.1)	3,830	26.8 (1.1)	5,927	23.9 (0.8)	6,107	22.6 (0.9)
부산	2,078	33.7 (1.5)	2,300	33.6 (1.4)	2,627	32.4 (1.5)	2,708	37.4 (1.0)	2,720	25.5 (1.1)	2,499	24.1 (0.9)	2,376	22.1 (1.3)	2,132	22.1 (1.1)
대구	1,980	33.7 (1.2)	2,306	34.8 (1.7)	2,537	29.5 (1.3)	2,435	36.6 (1.5)	2,381	26.1 (1.2)	2,380	26.2 (1.2)	2,048	22.5 (1.7)	1,688	21.6 (1.4)
인천	1,948	31.8 (1.8)	2,398	30.8 (1.7)	2,546	28.6 (1.1)	2,410	33.9 (1.4)	2,334	25.4 (1.1)	2,442	20.4 (1.0)	2,333	18.3 (0.8)	2,065	18.6 (1.0)
광주	1,464	41.0 (1.4)	1,751	35.5 (1.1)	1,883	35.9 (1.5)	1,828	41.9 (1.2)	1,857	26.8 (1.5)	1,875	26.2 (1.1)	1,595	24.3 (1.4)	1,460	22.2 (1.5)
대전	1,309	32.4 (1.8)	1,577	35.3 (2.1)	1,608	32.0 (2.7)	1,923	37.1 (1.6)	1,718	28.4 (1.6)	1,764	24.7 (1.5)	1,449	22.9 (1.9)	1,281	17.7 (1.6)
울산	1,312	34.1 (1.5)	1,775	30.3 (0.9)	1,774	28.8 (1.0)	1,671	36.6 (1.2)	1,537	23.6 (1.1)	1,308	22.3 (1.0)	1,460	20.5 (1.2)	1,189	17.0 (1.4)
경기	3,454	35.1 (1.7)	4,211	34.4 (1.2)	4,189	30.0 (1.4)	4,404	35.7 (1.1)	4,359	26.0 (1.3)	4,219	23.7 (1.1)	7,201	22.3 (0.8)	7,981	20.9 (0.8)
강원	1,317	22.8 (1.2)	1,676	27.9 (1.5)	1,644	25.5 (1.8)	1,593	27.2 (2.0)	1,668	21.5 (1.7)	1,676	18.8 (2.1)	1,362	16.7 (1.3)	1,251	14.0 (1.5)
충북	1,284	34.8 (2.1)	1,636	36.9 (2.7)	1,636	32.1 (1.6)	1,651	37.1 (1.4)	1,628	24.7 (1.9)	1,639	21.4 (1.6)	1,577	20.9 (1.7)	1,260	15.8 (1.7)
충남	1,357	25.6 (2.2)	1,797	29.5 (2.2)	1,780	26.0 (1.5)	1,929	37.5 (3.0)	1,889	23.8 (1.7)	1,894	20.4 (1.4)	1,665	17.0 (1.1)	1,584	16.0 (1.0)
전북	1,410	24.5 (1.7)	1,609	30.1 (1.5)	1,641	26.9 (2.1)	1,760	32.6 (1.4)	1,816	25.4 (1.3)	1,773	21.3 (1.6)	1,744	20.9 (0.9)	1,663	18.4 (1.2)
전남	1,546	34.7 (1.3)	1,800	31.1 (2.4)	1,805	29.7 (1.9)	1,771	32.6 (1.6)	1,647	21.4 (1.1)	1,629	20.9 (2.1)	1,811	21.0 (1.4)	1,470	14.3 (1.1)
경북	1,675	29.7 (2.0)	1,965	30.6 (1.9)	1,881	31.7 (1.6)	2,317	36.0 (1.9)	2,407	25.3 (1.7)	2,379	24.7 (2.0)	2,018	19.2 (1.4)	1,721	21.1 (2.1)
경남	2,038	31.8 (1.8)	2,310	30.4 (1.3)	2,326	27.5 (1.6)	2,497	35.6 (2.4)	2,507	24.6 (1.7)	2,492	23.6 (1.5)	2,314	21.0 (1.4)	2,350	21.6 (1.4)
제주	975	27.2 (1.7)	1,242	21.7 (1.5)	1,356	26.2 (1.5)	1,108	27.8 (1.1)	1,003	21.4 (1.6)	1,048	16.0 (1.2)	890	13.4 (1.4)	763	18.4 (1.8)



결과표43. 1일 3회 이상 채소 섭취율

(단위: %)

구 분	'05		'06		'07		'08		'09		'10		'11		'12	
	N	분율(표준오차)	N	분율(표준오차)	N	분율(표준오차)	N	분율(표준오차)	N	분율(표준오차)	N	분율(표준오차)	N	분율(표준오차)	N	분율(표준오차)
<b>전 체</b>																
전 체	58,224	16.9 (0.2)	71,404	16.5 (0.2)	74,698	16.5 (0.2)	75,238	19.8 (0.2)	75,066	17.9 (0.2)	73,238	17.9 (0.2)	75,643	17.9 (0.2)	74,186	17.1 (0.2)
<b>학 년</b>																
중1	12,167	19.4 (0.5)	12,876	19.8 (0.5)	13,035	19.1 (0.5)	13,037	22.7 (0.5)	12,714	21.5 (0.5)	12,468	20.5 (0.5)	12,728	19.8 (0.4)	12,362	20.3 (0.4)
중2	11,998	18.1 (0.4)	12,384	17.2 (0.5)	12,849	16.3 (0.4)	13,056	19.8 (0.4)	12,868	18.2 (0.4)	12,499	17.7 (0.4)	12,903	18.2 (0.4)	12,384	17.8 (0.4)
중3	11,384	17.6 (0.4)	12,160	17.7 (0.4)	12,936	16.4 (0.4)	12,850	19.6 (0.5)	12,827	17.9 (0.4)	12,603	18.8 (0.4)	12,843	18.4 (0.4)	12,551	17.5 (0.3)
고1	11,469	14.2 (0.4)	11,624	15.0 (0.5)	12,809	15.0 (0.4)	12,720	18.6 (0.4)	12,477	17.0 (0.4)	12,021	16.4 (0.5)	12,569	16.5 (0.4)	12,451	15.8 (0.4)
고2	11,206	14.7 (0.4)	11,450	13.8 (0.4)	11,596	15.6 (0.4)	12,375	18.6 (0.5)	12,427	16.4 (0.4)	12,124	16.8 (0.5)	12,508	17.1 (0.4)	12,315	15.5 (0.4)
고3	-	-	10,910	14.9 (0.5)	11,473	16.3 (0.4)	11,200	19.3 (0.5)	11,753	16.6 (0.4)	11,523	17.1 (0.4)	12,092	17.4 (0.4)	12,123	16.1 (0.4)
<b>학교급</b>																
중학교	35,549	18.4 (0.3)	37,420	18.2 (0.3)	38,820	17.3 (0.3)	38,943	20.7 (0.3)	38,409	19.2 (0.3)	37,570	19.0 (0.3)	38,474	18.8 (0.2)	37,297	18.5 (0.2)
고등학교	22,675	14.4 (0.3)	33,984	14.6 (0.3)	35,878	15.6 (0.3)	36,295	18.8 (0.3)	36,657	16.7 (0.3)	35,668	16.7 (0.3)	37,169	17.0 (0.2)	36,889	15.8 (0.2)
일반계고	15,801	15.4 (0.4)	23,505	15.4 (0.4)	25,051	16.7 (0.3)	26,808	20.2 (0.4)	27,380	17.3 (0.3)	26,845	17.8 (0.3)	27,278	17.5 (0.3)	28,443	16.6 (0.3)
특성화계고	6,874	12.1 (0.6)	10,479	12.5 (0.4)	10,827	12.7 (0.6)	9,487	14.8 (0.5)	9,277	14.8 (0.6)	8,823	13.5 (0.4)	9,891	15.3 (0.5)	8,446	13.1 (0.5)
<b>지 역</b>																
서울	6,604	15.8 (0.5)	7,855	15.4 (0.4)	8,402	14.6 (0.5)	8,077	18.3 (0.5)	8,207	17.7 (0.4)	7,848	16.8 (0.4)	11,355	17.5 (0.4)	11,373	16.0 (0.4)
부산	4,296	16.4 (0.6)	5,195	15.8 (0.5)	5,530	17.0 (0.5)	5,501	20.5 (0.5)	5,468	17.2 (0.5)	5,303	16.8 (0.6)	5,157	18.9 (0.6)	4,939	18.0 (0.6)
대구	4,109	15.2 (0.7)	4,953	15.0 (0.6)	5,163	15.4 (0.5)	5,053	17.8 (0.6)	5,063	16.3 (0.6)	5,030	15.9 (0.5)	4,439	14.9 (0.5)	4,312	16.5 (0.7)
인천	4,049	14.9 (0.7)	4,879	15.9 (0.6)	5,122	15.0 (0.5)	5,240	20.2 (0.6)	5,126	17.6 (0.6)	5,008	17.6 (0.5)	4,516	18.9 (0.7)	4,302	18.1 (0.6)
광주	3,076	19.2 (0.8)	3,846	17.9 (0.6)	4,076	18.2 (0.7)	4,011	22.3 (0.7)	4,110	18.6 (0.6)	4,024	19.3 (0.6)	3,309	19.2 (0.6)	3,149	18.2 (1.0)
대전	2,958	18.5 (0.8)	3,798	15.7 (0.7)	3,870	17.3 (0.8)	4,011	21.0 (0.6)	3,948	18.6 (0.7)	3,874	19.1 (0.6)	3,003	17.8 (0.8)	2,975	18.3 (0.8)
울산	2,691	18.0 (0.7)	3,561	15.1 (0.5)	3,723	15.7 (0.6)	3,665	19.7 (0.4)	3,635	17.2 (0.6)	3,478	16.0 (0.8)	2,913	16.7 (0.7)	2,518	16.3 (0.6)
경기	6,859	16.9 (0.5)	8,291	15.9 (0.6)	8,761	16.1 (0.6)	9,332	19.9 (0.6)	9,430	17.7 (0.6)	9,044	18.4 (0.6)	14,427	17.4 (0.3)	15,658	17.7 (0.3)
강원	2,635	18.7 (1.0)	3,402	16.4 (0.8)	3,352	16.8 (0.9)	3,520	18.4 (0.9)	3,553	17.3 (0.9)	3,447	18.5 (0.9)	2,722	17.1 (1.1)	2,486	15.0 (1.2)
충북	2,785	18.6 (0.7)	3,424	18.7 (0.8)	3,601	18.0 (1.0)	3,657	20.0 (0.8)	3,636	17.5 (0.8)	3,500	18.1 (0.8)	2,973	16.4 (0.8)	2,753	13.7 (0.9)
충남	2,868	17.7 (1.1)	3,624	19.3 (1.1)	3,740	17.9 (1.0)	3,910	21.1 (0.7)	3,852	19.5 (0.8)	3,869	18.8 (0.8)	3,457	20.0 (1.2)	3,264	17.6 (0.9)
전북	2,858	18.6 (1.1)	3,336	19.8 (0.9)	3,548	19.6 (1.2)	3,757	21.4 (1.0)	3,799	19.8 (0.8)	3,778	18.4 (0.7)	3,382	21.7 (0.9)	3,133	17.2 (0.9)
전남	2,929	21.3 (0.9)	3,564	19.9 (0.8)	3,661	19.8 (0.8)	3,581	21.9 (1.0)	3,381	20.7 (1.0)	3,381	21.3 (1.1)	3,434	21.2 (1.0)	2,906	18.5 (0.7)
경북	3,523	15.4 (0.8)	4,266	17.8 (1.2)	4,497	18.7 (0.7)	4,589	19.3 (1.0)	4,589	18.7 (0.9)	4,515	17.4 (0.8)	4,028	15.9 (0.7)	3,755	17.7 (0.9)
경남	3,947	18.3 (0.8)	4,848	18.2 (0.7)	5,014	17.4 (0.7)	4,849	20.5 (1.1)	4,933	18.4 (1.1)	4,810	18.9 (0.6)	4,733	19.0 (0.8)	4,920	17.4 (0.6)
제주	2,037	15.5 (0.7)	2,562	15.6 (0.8)	2,638	14.7 (0.8)	2,485	16.1 (0.5)	2,336	14.5 (0.8)	2,329	14.6 (1.0)	1,795	15.1 (0.9)	1,743	14.7 (1.0)
<b>남학생</b>																
전 체	29,874	18.4 (0.3)	37,204	18.0 (0.3)	39,466	17.6 (0.3)	39,278	21.4 (0.3)	39,612	18.9 (0.3)	38,391	18.8 (0.3)	37,873	18.7 (0.2)	38,221	17.9 (0.2)
<b>학 년</b>																
중1	6,281	21.6 (0.7)	6,916	21.3 (0.6)	7,102	20.6 (0.8)	6,893	24.7 (0.7)	6,933	22.6 (0.6)	6,519	21.9 (0.6)	6,548	21.1 (0.5)	6,364	21.5 (0.5)
중2	6,118	19.5 (0.6)	6,405	18.7 (0.7)	6,810	17.6 (0.6)	6,938	21.6 (0.6)	6,965	19.2 (0.6)	6,620	18.9 (0.6)	6,413	19.7 (0.5)	6,394	18.8 (0.5)
중3	5,836	19.5 (0.6)	6,299	19.5 (0.6)	6,709	17.8 (0.5)	6,900	21.6 (0.6)	7,035	17.9 (0.6)	6,817	19.8 (0.5)	6,589	19.1 (0.5)	6,525	17.8 (0.5)
고1	5,898	14.7 (0.5)	6,039	15.8 (0.6)	6,602	15.8 (0.6)	6,674	19.5 (0.6)	6,890	18.7 (0.6)	6,229	17.4 (0.8)	6,386	16.7 (0.6)	6,606	16.2 (0.5)
고2	5,741	15.6 (0.5)	6,005	14.6 (0.5)	6,199	16.0 (0.5)	6,067	20.1 (0.7)	6,104	17.1 (0.6)	6,273	18.1 (0.7)	5,954	18.0 (0.5)	6,221	16.4 (0.5)
고3	-	-	5,540	16.9 (0.7)	6,044	17.4 (0.6)	5,806	20.9 (0.6)	5,685	17.7 (0.6)	5,933	17.2 (0.5)	5,983	17.8 (0.5)	6,111	17.3 (0.5)
<b>학교급</b>																
중학교	18,235	20.2 (0.3)	19,620	19.8 (0.4)	20,621	18.7 (0.4)	20,731	22.6 (0.4)	20,933	19.8 (0.4)	19,956	20.1 (0.4)	19,550	20.0 (0.3)	19,283	19.3 (0.3)
고등학교	11,639	15.2 (0.4)	17,584	15.8 (0.4)	18,845	16.3 (0.4)	18,547	20.1 (0.4)	18,679	17.9 (0.4)	18,435	17.6 (0.4)	18,323	17.5 (0.3)	18,938	16.6 (0.3)
일반계고	8,177	16.0 (0.5)	12,186	16.3 (0.5)	13,278	17.4 (0.5)	14,247	21.5 (0.5)	14,278	18.4 (0.4)	14,042	18.5 (0.5)	13,946	17.9 (0.4)	14,458	17.3 (0.4)
특성화계고	3,462	13.1 (0.7)	5,398	14.3 (0.6)	5,567	13.5 (0.7)	4,300	16.2 (0.5)	4,401	16.1 (0.9)	4,393	14.8 (0.5)	4,377	16.2 (0.7)	4,480	14.4 (0.6)


※최근 7일 동안 1일 3회 이상 채소반찬(김치 제외)을 먹은 사람의 분율

※설문문항 및 응답보기 수정('09, '10, '11년)으로 연도비교 시 주의



(계속: 1월 3회 이상 채소 섭취율)

(단위: %)

구 분	'05		'06		'07		'08		'09		'10		'11		'12	
	N	분율(표준오차)	N	분율(표준오차)	N	분율(표준오차)	N	분율(표준오차)	N	분율(표준오차)	N	분율(표준오차)	N	분율(표준오차)	N	분율(표준오차)
<b>지 역</b>																
서울	3,401	17.6 (0.7)	4,008	16.4 (0.5)	4,403	15.0 (0.7)	4,122	19.7 (0.7)	4,224	18.1 (0.5)	4,018	17.5 (0.6)	5,428	18.4 (0.5)	5,266	17.0 (0.6)
부산	2,218	17.3 (0.8)	2,895	16.4 (0.7)	2,903	17.7 (0.6)	2,793	22.2 (0.8)	2,748	17.9 (0.9)	2,804	17.5 (0.9)	2,781	19.4 (0.7)	2,807	18.5 (0.7)
대구	2,129	15.3 (0.9)	2,647	16.2 (0.7)	2,626	16.0 (0.8)	2,618	18.7 (0.9)	2,682	17.6 (0.8)	2,650	15.5 (0.7)	2,391	16.2 (0.7)	2,624	17.4 (0.8)
인천	2,101	16.2 (1.0)	2,481	17.7 (0.6)	2,576	16.0 (0.6)	2,830	21.0 (0.9)	2,792	18.6 (0.8)	2,566	19.0 (0.6)	2,183	20.3 (1.1)	2,237	18.6 (0.9)
광주	1,612	20.7 (1.0)	2,095	20.6 (0.7)	2,193	18.9 (0.9)	2,183	23.0 (1.2)	2,253	19.3 (1.4)	2,149	21.0 (1.7)	1,714	20.5 (0.9)	1,689	18.7 (1.2)
대전	1,649	19.6 (1.1)	2,221	16.7 (0.9)	2,262	17.9 (0.9)	2,088	22.6 (0.9)	2,230	19.7 (1.1)	2,110	20.1 (0.9)	1,554	18.5 (1.1)	1,694	18.3 (1.1)
울산	1,379	18.5 (1.1)	1,786	15.2 (0.7)	1,949	17.3 (0.9)	1,994	20.0 (0.5)	2,098	18.3 (0.8)	2,170	18.6 (0.8)	1,453	17.7 (0.8)	1,329	16.2 (1.0)
경기	3,405	18.7 (0.6)	4,080	17.7 (0.8)	4,572	17.8 (0.8)	4,928	22.8 (0.6)	5,071	18.7 (0.7)	4,825	19.9 (0.8)	7,226	18.3 (0.5)	7,677	19.0 (0.4)
강원	1,318	20.8 (1.3)	1,726	16.9 (1.5)	1,708	16.8 (1.3)	1,927	21.0 (1.2)	1,885	18.5 (1.1)	1,771	19.6 (1.2)	1,360	16.3 (1.0)	1,235	16.2 (1.1)
충북	1,501	20.2 (1.1)	1,788	19.5 (1.1)	1,965	18.5 (1.2)	2,006	21.4 (1.2)	2,008	18.8 (1.1)	1,861	18.1 (1.0)	1,396	17.1 (1.2)	1,493	14.2 (1.2)
충남	1,511	19.7 (1.4)	1,827	21.0 (1.1)	1,960	20.6 (1.5)	1,981	23.6 (0.7)	1,963	19.8 (1.0)	1,975	18.1 (1.0)	1,792	21.4 (1.3)	1,680	19.9 (1.1)
전북	1,448	22.0 (1.2)	1,727	20.8 (1.3)	1,907	23.1 (1.3)	1,997	22.8 (1.5)	1,983	20.9 (0.9)	2,005	18.8 (1.0)	1,638	20.8 (1.3)	1,470	17.8 (1.2)
전남	1,383	22.0 (1.1)	1,764	22.2 (1.1)	1,856	20.5 (0.9)	1,810	24.0 (1.1)	1,734	22.3 (1.5)	1,752	22.9 (1.1)	1,623	22.6 (1.4)	1,436	18.7 (1.2)
경북	1,848	15.7 (1.1)	2,301	19.2 (1.4)	2,616	18.7 (1.0)	2,272	19.3 (1.3)	2,182	20.4 (1.1)	2,136	18.0 (0.9)	2,010	16.1 (0.9)	2,034	18.1 (1.0)
경남	1,909	19.5 (1.1)	2,538	20.3 (0.8)	2,688	18.6 (1.1)	2,352	21.5 (1.2)	2,426	19.5 (1.5)	2,318	20.4 (0.6)	2,419	19.6 (1.1)	2,570	17.4 (0.7)
제주	1,062	16.0 (1.1)	1,320	16.1 (0.9)	1,282	16.5 (1.0)	1,377	17.7 (0.6)	1,333	14.5 (0.6)	1,281	17.4 (1.1)	905	16.5 (1.0)	980	14.3 (1.5)
 <b>여학생</b>																
전 체	28,350	15.4 (0.3)	34,200	14.9 (0.3)	35,232	15.3 (0.2)	35,960	17.9 (0.3)	35,454	16.9 (0.3)	34,847	16.8 (0.3)	37,770	17.0 (0.2)	35,965	16.2 (0.2)
<b>학 년</b>																
중1	5,886	16.9 (0.7)	5,960	18.1 (0.6)	5,933	17.5 (0.7)	6,144	20.4 (0.7)	5,781	20.3 (0.8)	5,949	19.0 (0.7)	6,180	18.5 (0.5)	5,998	19.0 (0.6)
중2	5,880	16.5 (0.6)	5,979	15.5 (0.5)	6,039	14.9 (0.7)	6,118	17.6 (0.5)	5,903	17.0 (0.6)	5,879	16.4 (0.6)	6,490	16.6 (0.5)	5,990	16.6 (0.5)
중3	5,548	15.6 (0.6)	5,861	15.7 (0.6)	6,227	14.8 (0.5)	5,950	17.3 (0.6)	5,792	17.9 (0.6)	5,786	17.8 (0.7)	6,254	17.6 (0.5)	6,026	17.3 (0.5)
고1	5,571	13.6 (0.6)	5,585	14.0 (0.7)	6,207	14.2 (0.5)	6,046	17.6 (0.7)	5,587	15.0 (0.6)	5,792	15.2 (0.6)	6,183	16.3 (0.5)	5,845	15.3 (0.5)
고2	5,465	13.7 (0.6)	5,445	12.9 (0.5)	5,397	15.2 (0.5)	6,308	16.8 (0.6)	6,323	15.6 (0.5)	5,851	15.4 (0.6)	6,554	16.0 (0.5)	6,094	14.6 (0.5)
고3	-	-	5,370	12.7 (0.5)	5,429	15.1 (0.7)	5,394	17.6 (0.6)	6,068	15.3 (0.5)	5,590	16.9 (0.7)	6,109	16.9 (0.6)	6,012	14.8 (0.5)
<b>학교급</b>																
중학교	17,314	16.3 (0.3)	17,800	16.4 (0.3)	18,199	15.7 (0.3)	18,212	18.4 (0.3)	17,476	18.4 (0.4)	17,614	17.7 (0.4)	18,924	17.5 (0.3)	18,014	17.6 (0.3)
고등학교	11,036	13.6 (0.4)	16,400	13.2 (0.4)	17,033	14.8 (0.4)	17,748	17.3 (0.4)	17,978	15.3 (0.3)	17,233	15.8 (0.3)	18,846	16.4 (0.3)	17,951	14.9 (0.3)
일 반 계 고	7,624	14.7 (0.5)	11,319	14.3 (0.5)	11,773	15.9 (0.4)	12,561	18.7 (0.5)	13,102	16.0 (0.3)	12,803	17.0 (0.4)	13,332	17.1 (0.4)	13,985	15.8 (0.3)
특성화계고	3,412	10.9 (0.9)	5,081	10.5 (0.5)	5,260	11.7 (0.7)	5,187	13.1 (0.6)	4,876	13.1 (0.7)	4,430	11.9 (0.4)	5,514	14.2 (0.5)	3,966	11.6 (0.6)
<b>지 역</b>																
서울	3,203	13.9 (0.6)	3,847	14.2 (0.5)	3,999	14.1 (0.7)	3,955	16.8 (0.6)	3,983	17.3 (0.6)	3,830	16.1 (0.4)	5,927	16.4 (0.5)	6,107	14.9 (0.4)
부산	2,078	15.4 (0.8)	2,300	15.0 (0.7)	2,627	16.2 (0.8)	2,708	18.6 (0.6)	2,720	16.3 (0.7)	2,499	16.0 (0.7)	2,376	18.3 (0.8)	2,132	17.4 (0.9)
대구	1,980	15.0 (0.8)	2,306	13.4 (0.9)	2,537	14.7 (0.9)	2,435	16.8 (0.8)	2,381	14.7 (0.9)	2,380	16.4 (0.7)	2,048	13.3 (0.8)	1,688	15.4 (0.9)
인천	1,948	13.4 (0.7)	2,398	13.8 (0.8)	2,546	14.0 (0.7)	2,410	19.3 (0.8)	2,334	16.6 (0.9)	2,442	16.0 (0.7)	2,333	17.3 (0.8)	2,065	17.4 (0.8)
광주	1,464	17.6 (1.1)	1,751	14.9 (0.9)	1,883	17.4 (1.0)	1,828	21.5 (1.1)	1,857	17.8 (1.0)	1,875	17.4 (1.1)	1,595	17.9 (0.8)	1,460	17.6 (1.4)
대전	1,309	17.3 (1.1)	1,577	14.6 (1.1)	1,608	16.7 (1.3)	1,923	19.2 (0.8)	1,718	17.5 (0.9)	1,764	18.0 (1.0)	1,449	17.0 (1.1)	1,281	18.2 (1.1)
울산	1,312	17.5 (1.1)	1,775	15.0 (0.7)	1,774	13.6 (0.6)	1,671	19.3 (0.9)	1,537	15.8 (0.8)	1,308	12.9 (0.7)	1,460	15.6 (1.1)	1,189	16.4 (1.0)
경기	3,454	14.8 (0.7)	4,211	13.9 (0.7)	4,189	14.3 (0.6)	4,404	16.8 (0.7)	4,359	16.5 (0.9)	4,219	16.9 (0.8)	7,201	16.4 (0.5)	7,981	16.3 (0.5)
강원	1,317	16.3 (1.4)	1,676	15.8 (0.6)	1,644	16.8 (1.1)	1,593	15.5 (1.1)	1,668	16.1 (1.1)	1,676	17.3 (1.1)	1,362	18.1 (1.9)	1,251	13.8 (1.7)
충북	1,284	16.7 (1.1)	1,636	17.7 (1.0)	1,636	17.4 (1.6)	1,651	18.4 (0.9)	1,628	15.9 (1.0)	1,639	18.0 (1.2)	1,577	15.7 (0.9)	1,260	13.2 (1.1)
충남	1,357	15.5 (1.3)	1,797	17.3 (1.8)	1,780	14.9 (1.0)	1,929	18.4 (1.3)	1,889	19.1 (1.0)	1,894	19.5 (1.1)	1,665	18.4 (1.3)	1,584	15.2 (1.1)
전북	1,410	15.0 (1.2)	1,609	18.6 (1.1)	1,641	15.7 (1.0)	1,760	19.8 (1.2)	1,816	18.7 (1.1)	1,773	18.0 (0.9)	1,744	22.7 (1.0)	1,663	16.6 (1.0)
전남	1,546	20.5 (1.2)	1,800	17.3 (1.1)	1,805	19.1 (0.9)	1,771	19.6 (1.0)	1,647	19.0 (1.3)	1,629	19.4 (1.7)	1,811	19.7 (1.0)	1,470	18.4 (1.0)
경북	1,675	15.1 (1.1)	1,965	16.1 (1.5)	1,881	18.6 (1.1)	2,317	19.2 (1.4)	2,407	16.7 (1.1)	2,379	16.7 (1.1)	2,018	15.7 (1.0)	1,721	17.2 (1.4)
경남	2,038	17.0 (1.1)	2,310	15.8 (1.1)	2,326	16.0 (1.0)	2,497	19.2 (1.5)	2,507	17.1 (0.9)	2,492	17.2 (0.9)	2,314	18.2 (1.0)	2,350	17.4 (1.0)
제주	975	15.0 (0.8)	1,242	15.0 (1.1)	1,356	12.6 (1.3)	1,108	14.4 (0.6)	1,003	14.6 (1.2)	1,048	11.5 (1.0)	890	13.6 (1.3)	763	15.3 (0.8)



결과표44. 1일 2회 이상 우유 섭취율

(단위: %)

구 분	'05		'06		'07		'08		'09		'10		'11		'12	
	N	분율(표준오차)	N	분율(표준오차)	N	분율(표준오차)	N	분율(표준오차)	N	분율(표준오차)	N	분율(표준오차)	N	분율(표준오차)	N	분율(표준오차)
<b>전 체</b>																
전 체	58,224	13.4 (0.3)	71,404	15.2 (0.3)	74,698	14.8 (0.2)	75,238	15.5 (0.2)	75,066	14.1 (0.2)	73,238	13.7 (0.2)	75,643	12.5 (0.2)	74,186	13.0 (0.2)
<b>학 년</b>																
중1	12,167	17.9 (0.5)	12,876	20.8 (0.5)	13,035	21.1 (0.5)	13,037	21.1 (0.5)	12,714	20.6 (0.5)	12,468	20.3 (0.5)	12,728	19.4 (0.4)	12,362	20.5 (0.5)
중2	11,998	14.9 (0.4)	12,384	19.0 (0.5)	12,849	18.4 (0.5)	13,056	18.6 (0.5)	12,868	18.0 (0.5)	12,499	17.2 (0.6)	12,903	15.5 (0.4)	12,384	16.9 (0.4)
중3	11,384	14.5 (0.5)	12,160	16.6 (0.5)	12,936	16.8 (0.5)	12,850	17.6 (0.4)	12,827	15.4 (0.5)	12,603	16.0 (0.4)	12,843	14.4 (0.4)	12,551	15.0 (0.4)
고1	11,469	9.7 (0.4)	11,624	11.7 (0.4)	12,809	11.7 (0.4)	12,720	14.0 (0.5)	12,477	11.9 (0.5)	12,021	10.7 (0.5)	12,569	10.3 (0.4)	12,451	10.1 (0.3)
고2	11,206	8.9 (0.5)	11,450	10.9 (0.5)	11,596	10.5 (0.4)	12,375	11.2 (0.5)	12,427	10.1 (0.6)	12,124	9.8 (0.4)	12,508	8.4 (0.4)	12,315	8.8 (0.3)
고3	-	-	10,910	9.9 (0.7)	11,473	8.7 (0.4)	11,200	9.5 (0.3)	11,753	8.0 (0.4)	11,523	8.1 (0.4)	12,092	7.4 (0.3)	12,123	7.6 (0.3)
<b>학교급</b>																
중학교	35,549	15.8 (0.3)	37,420	18.8 (0.3)	38,820	18.8 (0.4)	38,943	19.1 (0.3)	38,409	18.0 (0.4)	37,570	17.8 (0.4)	38,474	16.4 (0.3)	37,297	17.4 (0.3)
고등학교	22,675	9.3 (0.3)	33,984	10.8 (0.4)	35,878	10.3 (0.3)	36,295	11.6 (0.3)	36,657	10.1 (0.3)	35,668	9.6 (0.3)	37,169	8.7 (0.2)	36,889	8.8 (0.2)
일반계고	15,801	9.9 (0.4)	23,505	11.4 (0.5)	25,051	10.5 (0.4)	26,808	11.6 (0.4)	27,380	10.4 (0.4)	26,845	10.0 (0.4)	27,278	9.0 (0.3)	28,443	9.1 (0.3)
특성화계고	6,874	7.7 (0.5)	10,479	9.5 (0.5)	10,827	10.0 (0.5)	9,487	11.8 (0.5)	9,277	9.0 (0.7)	8,823	8.1 (0.4)	9,891	7.9 (0.4)	8,446	7.7 (0.4)
<b>지 역</b>																
서울	6,604	13.5 (0.6)	7,855	16.8 (0.6)	8,402	15.0 (0.6)	8,077	16.5 (0.6)	8,207	15.3 (0.6)	7,848	14.4 (0.6)	11,355	12.7 (0.4)	11,373	12.9 (0.4)
부산	4,296	15.0 (0.7)	5,195	16.7 (0.8)	5,530	16.3 (0.9)	5,501	15.8 (0.8)	5,468	14.9 (0.7)	5,303	14.7 (0.9)	5,157	13.1 (0.7)	4,939	12.3 (0.8)
대구	4,109	15.6 (0.8)	4,953	14.5 (0.8)	5,163	16.4 (0.9)	5,053	16.5 (0.9)	5,063	14.7 (0.9)	5,030	13.8 (0.8)	4,439	12.3 (0.8)	4,312	13.4 (0.9)
인천	4,049	11.7 (0.8)	4,879	15.2 (1.0)	5,122	15.2 (0.9)	5,240	15.4 (0.8)	5,126	13.6 (0.7)	5,008	13.6 (0.8)	4,516	12.3 (0.8)	4,302	12.2 (0.7)
광주	3,076	12.1 (0.8)	3,846	13.4 (1.0)	4,076	13.1 (0.6)	4,011	13.5 (0.6)	4,110	13.3 (0.9)	4,024	12.5 (0.6)	3,309	12.5 (0.7)	3,149	12.2 (0.9)
대전	2,958	14.9 (1.1)	3,798	13.2 (1.1)	3,870	14.8 (1.1)	4,011	15.8 (0.9)	3,948	14.1 (1.0)	3,874	12.0 (1.0)	3,003	11.5 (0.8)	2,975	11.2 (1.0)
울산	2,691	18.0 (1.3)	3,561	16.7 (0.8)	3,723	16.4 (0.9)	3,665	17.4 (1.1)	3,635	13.7 (0.9)	3,478	13.9 (1.1)	2,913	11.5 (0.7)	2,518	10.9 (0.8)
경기	6,859	12.6 (0.7)	8,291	15.0 (0.6)	8,761	13.9 (0.5)	9,332	14.8 (0.6)	9,430	13.0 (0.6)	9,044	13.1 (0.6)	14,427	12.7 (0.4)	15,658	13.3 (0.5)
강원	2,635	12.9 (1.5)	3,402	13.7 (1.3)	3,352	14.4 (1.5)	3,520	13.3 (1.2)	3,553	12.2 (1.3)	3,447	12.7 (0.9)	2,722	13.4 (1.3)	2,486	11.7 (1.7)
충북	2,785	13.0 (0.8)	3,424	14.2 (0.8)	3,601	14.6 (1.0)	3,657	15.8 (1.9)	3,636	14.7 (1.4)	3,500	15.1 (1.4)	2,973	13.6 (1.1)	2,753	13.4 (1.3)
충남	2,868	11.8 (1.3)	3,624	12.8 (1.4)	3,740	13.3 (1.1)	3,910	13.8 (1.2)	3,852	12.6 (1.0)	3,869	12.9 (1.0)	3,457	12.0 (1.1)	3,264	12.2 (0.9)
전북	2,858	11.5 (1.1)	3,336	15.9 (1.5)	3,548	12.6 (1.1)	3,757	13.6 (1.0)	3,799	13.6 (1.5)	3,778	12.9 (1.1)	3,382	11.8 (0.9)	3,133	15.7 (0.9)
전남	2,929	12.7 (1.1)	3,564	12.5 (1.1)	3,661	13.6 (1.4)	3,581	16.6 (1.7)	3,381	13.6 (1.6)	3,381	13.9 (1.4)	3,434	10.4 (1.0)	2,906	11.3 (1.5)
경북	3,523	15.2 (1.1)	4,266	15.5 (1.0)	4,497	17.0 (1.3)	4,589	16.3 (0.9)	4,589	16.4 (1.3)	4,515	15.1 (1.2)	4,028	13.0 (1.1)	3,755	16.0 (1.3)
경남	3,947	13.7 (1.3)	4,848	14.5 (1.3)	5,014	15.8 (1.3)	4,849	16.2 (0.9)	4,933	14.3 (0.9)	4,810	14.2 (1.2)	4,733	13.0 (1.0)	4,920	13.9 (0.9)
제주	2,037	12.2 (1.3)	2,562	12.8 (0.9)	2,638	13.3 (1.1)	2,485	13.6 (1.0)	2,336	11.7 (1.0)	2,329	11.4 (1.0)	1,795	11.4 (1.1)	1,743	11.6 (1.1)
<b>남학생</b>																
전 체	29,874	18.9 (0.3)	37,204	20.3 (0.3)	39,466	20.3 (0.3)	39,278	20.6 (0.3)	39,612	18.4 (0.3)	38,391	18.1 (0.3)	37,873	16.6 (0.3)	38,221	16.9 (0.3)
<b>학 년</b>																
중1	6,281	23.7 (0.6)	6,916	25.8 (0.6)	7,102	26.2 (0.6)	6,893	25.9 (0.6)	6,933	25.2 (0.6)	6,519	24.5 (0.7)	6,548	24.0 (0.6)	6,364	25.0 (0.7)
중2	6,118	20.6 (0.6)	6,405	25.4 (0.7)	6,810	24.6 (0.8)	6,938	24.3 (0.7)	6,965	22.3 (0.7)	6,620	22.4 (0.8)	6,413	20.4 (0.6)	6,394	21.8 (0.6)
중3	5,836	21.4 (0.7)	6,299	22.8 (0.8)	6,709	23.8 (0.7)	6,900	23.4 (0.6)	7,035	19.8 (0.6)	6,817	21.5 (0.6)	6,589	19.7 (0.5)	6,525	19.9 (0.6)
고1	5,898	14.3 (0.5)	6,039	16.6 (0.6)	6,602	17.2 (0.5)	6,674	19.7 (0.6)	6,890	16.5 (0.5)	6,229	15.1 (0.7)	6,386	14.5 (0.6)	6,606	13.5 (0.5)
고2	5,741	13.4 (0.6)	6,005	15.5 (0.7)	6,199	15.4 (0.6)	6,067	15.8 (0.6)	6,104	14.8 (0.8)	6,273	13.9 (0.6)	5,954	11.8 (0.5)	6,221	11.9 (0.5)
고3	-	-	5,540	13.6 (0.8)	6,044	12.4 (0.5)	5,806	13.0 (0.5)	5,685	11.4 (0.5)	5,933	11.1 (0.5)	5,983	9.9 (0.4)	6,111	10.4 (0.5)
<b>학교급</b>																
중학교	18,235	21.9 (0.4)	19,620	24.7 (0.4)	20,621	24.8 (0.5)	20,731	24.5 (0.4)	20,933	22.4 (0.4)	19,956	22.8 (0.5)	19,550	21.3 (0.4)	19,283	22.2 (0.4)
고등학교	11,639	13.8 (0.4)	17,584	15.3 (0.4)	18,845	15.1 (0.3)	18,547	16.4 (0.4)	18,679	14.3 (0.4)	18,435	13.4 (0.4)	18,323	12.1 (0.3)	18,938	11.9 (0.3)
일반계고	8,177	14.9 (0.5)	12,186	16.1 (0.5)	13,278	15.4 (0.4)	14,247	16.6 (0.4)	14,278	15.0 (0.4)	14,042	14.2 (0.4)	13,946	12.6 (0.4)	14,458	12.6 (0.4)
특성화계고	3,462	11.1 (0.7)	5,398	13.3 (0.8)	5,567	14.5 (0.6)	4,300	15.7 (0.7)	4,401	12.1 (0.9)	4,393	10.9 (0.6)	4,377	10.5 (0.6)	4,480	9.8 (0.6)


※최근 7일 동안 1일 2회 이상 우유(흰우유, 색깔우유 모두 포함)를 마신 사람의 분율

※설문문항 및 응답보기 수정('09, '10, '11년)으로 연도비교 시 주의



(계속: 1월 2회 이상 우유 섭취율)

(단위: %)

구 분	'05		'06		'07		'08		'09		'10		'11		'12	
	N	분율(표준오차)	N	분율(표준오차)	N	분율(표준오차)	N	분율(표준오차)	N	분율(표준오차)	N	분율(표준오차)	N	분율(표준오차)	N	분율(표준오차)
<b>지 역</b>																
서울	3,401	20.0 (0.8)	4,008	21.5 (0.7)	4,403	20.5 (0.9)	4,122	21.2 (0.7)	4,224	19.9 (0.6)	4,018	18.3 (0.6)	5,428	16.7 (0.7)	5,266	16.7 (0.6)
부산	2,218	20.2 (1.0)	2,895	21.4 (0.8)	2,903	22.3 (1.3)	2,793	20.9 (1.0)	2,748	19.4 (0.9)	2,804	19.7 (1.3)	2,781	16.5 (0.8)	2,807	16.3 (1.0)
대구	2,129	20.3 (1.0)	2,647	19.0 (1.1)	2,626	22.3 (1.1)	2,618	21.7 (1.1)	2,682	19.1 (1.2)	2,650	18.1 (1.0)	2,391	16.7 (1.3)	2,624	17.8 (1.2)
인천	2,101	16.5 (1.0)	2,481	20.0 (0.8)	2,576	20.9 (1.0)	2,830	20.3 (0.8)	2,792	18.1 (0.7)	2,566	17.8 (1.2)	2,183	16.4 (1.1)	2,237	15.6 (1.2)
광주	1,612	18.6 (1.0)	2,095	18.8 (1.5)	2,193	17.9 (0.8)	2,183	19.2 (1.3)	2,253	17.1 (0.6)	2,149	16.1 (1.5)	1,714	16.6 (1.0)	1,689	17.1 (1.2)
대전	1,649	20.1 (1.2)	2,221	18.6 (1.1)	2,262	20.7 (1.1)	2,088	20.8 (0.8)	2,230	17.9 (1.1)	2,110	16.4 (1.3)	1,554	15.1 (1.0)	1,694	14.3 (1.3)
울산	1,379	25.2 (1.4)	1,786	21.1 (1.3)	1,949	21.9 (1.3)	1,994	23.5 (1.6)	2,098	17.1 (1.0)	2,170	18.9 (1.0)	1,453	15.0 (1.0)	1,329	14.6 (1.3)
경기	3,405	17.8 (0.8)	4,080	21.0 (0.9)	4,572	19.4 (0.7)	4,928	19.7 (0.8)	5,071	17.1 (0.7)	4,825	17.6 (0.8)	7,226	17.3 (0.6)	7,677	17.5 (0.6)
강원	1,318	18.3 (2.0)	1,726	19.3 (1.6)	1,708	20.7 (1.4)	1,927	19.3 (1.2)	1,885	16.4 (1.6)	1,771	16.2 (1.0)	1,360	19.1 (1.7)	1,235	15.5 (2.1)
충북	1,501	17.1 (1.3)	1,788	18.3 (1.0)	1,965	19.9 (1.0)	2,006	23.1 (2.0)	2,008	20.1 (1.4)	1,861	20.2 (2.0)	1,396	17.8 (1.3)	1,493	16.1 (1.9)
충남	1,511	16.5 (1.3)	1,827	18.4 (1.9)	1,960	18.0 (1.3)	1,981	18.6 (1.4)	1,963	16.3 (1.4)	1,975	17.3 (1.5)	1,792	15.9 (1.6)	1,680	16.9 (1.1)
전북	1,448	16.1 (1.2)	1,727	22.0 (1.6)	1,907	17.7 (1.4)	1,997	18.6 (1.2)	1,983	18.6 (1.4)	2,005	16.9 (0.9)	1,638	15.8 (1.3)	1,470	19.6 (1.7)
전남	1,383	18.1 (1.6)	1,764	16.4 (1.4)	1,856	17.5 (1.7)	1,810	23.6 (1.8)	1,734	19.6 (1.6)	1,752	19.0 (1.5)	1,623	13.5 (1.5)	1,436	13.9 (1.8)
경북	1,848	20.6 (1.5)	2,301	20.7 (1.4)	2,616	22.9 (1.7)	2,272	20.8 (1.3)	2,182	21.6 (1.4)	2,136	19.8 (1.8)	2,010	16.6 (1.7)	2,034	20.6 (1.5)
경남	1,909	20.0 (1.3)	2,538	20.4 (1.7)	2,688	21.0 (1.8)	2,352	20.6 (1.2)	2,426	17.6 (1.3)	2,318	18.7 (1.3)	2,419	17.2 (1.5)	2,570	17.6 (1.4)
제주	1,062	16.2 (1.6)	1,320	18.0 (1.6)	1,282	17.7 (1.4)	1,377	18.5 (1.6)	1,333	14.9 (1.1)	1,281	15.2 (1.5)	905	14.8 (1.8)	980	13.4 (1.8)
 <b>여학생</b>																
전 체	28,350	7.2 (0.2)	34,200	9.3 (0.3)	35,232	8.6 (0.2)	35,960	9.8 (0.3)	35,454	9.2 (0.3)	34,847	8.8 (0.2)	37,770	8.0 (0.2)	35,965	8.7 (0.2)
<b>학 년</b>																
중1	5,886	11.5 (0.5)	5,960	15.1 (0.6)	5,933	15.3 (0.6)	6,144	15.7 (0.7)	5,781	15.5 (0.6)	5,949	15.8 (0.7)	6,180	14.3 (0.5)	5,998	15.7 (0.6)
중2	5,880	8.5 (0.4)	5,979	11.7 (0.5)	6,039	11.4 (0.5)	6,118	12.1 (0.5)	5,903	13.1 (0.6)	5,879	11.4 (0.6)	6,490	10.3 (0.4)	5,990	11.5 (0.5)
중3	5,548	6.6 (0.3)	5,861	9.8 (0.5)	6,227	8.9 (0.5)	5,950	11.0 (0.5)	5,792	10.4 (0.6)	5,786	9.8 (0.5)	6,254	8.5 (0.4)	6,026	9.7 (0.4)
고1	5,571	4.5 (0.3)	5,585	6.2 (0.4)	6,207	5.4 (0.3)	6,046	7.4 (0.4)	5,587	6.7 (0.4)	5,792	5.6 (0.4)	6,183	5.7 (0.3)	5,845	6.2 (0.3)
고2	5,465	3.8 (0.3)	5,445	5.7 (0.4)	5,397	5.0 (0.3)	6,308	6.0 (0.4)	6,323	4.8 (0.3)	5,851	5.2 (0.3)	6,554	4.5 (0.3)	6,094	5.2 (0.3)
고3	-	-	5,370	5.7 (1.1)	5,429	4.5 (0.3)	5,394	5.6 (0.4)	6,068	4.3 (0.4)	5,590	4.7 (0.3)	6,109	4.6 (0.3)	6,012	4.4 (0.3)
<b>학교급</b>																
중학교	17,314	9.0 (0.3)	17,800	12.2 (0.3)	18,199	11.8 (0.3)	18,212	12.9 (0.4)	17,476	13.0 (0.4)	17,614	12.3 (0.3)	18,924	11.0 (0.3)	18,014	12.2 (0.3)
고등학교	11,036	4.2 (0.3)	16,400	5.9 (0.4)	17,033	5.0 (0.2)	17,748	6.4 (0.3)	17,978	5.3 (0.2)	17,233	5.2 (0.2)	18,846	4.9 (0.2)	17,951	5.3 (0.2)
일 반 계 고	7,624	4.3 (0.3)	11,319	6.2 (0.5)	11,773	5.1 (0.3)	12,561	6.1 (0.3)	13,102	5.3 (0.3)	12,803	5.4 (0.3)	13,332	5.0 (0.2)	13,985	5.3 (0.2)
특성화계고	3,412	3.7 (0.5)	5,081	4.9 (0.4)	5,260	4.7 (0.3)	5,187	7.2 (0.5)	4,876	5.3 (0.5)	4,430	4.6 (0.3)	5,514	4.7 (0.4)	3,966	5.3 (0.4)
<b>지 역</b>																
서울	3,203	6.4 (0.5)	3,847	11.6 (0.9)	3,999	8.9 (0.5)	3,955	11.3 (0.6)	3,983	10.2 (0.7)	3,830	10.0 (0.6)	5,927	8.3 (0.4)	6,107	8.7 (0.4)
부산	2,078	9.0 (0.6)	2,300	11.1 (1.0)	2,627	9.3 (0.8)	2,708	9.8 (0.8)	2,720	9.6 (0.6)	2,499	8.8 (0.7)	2,376	9.1 (0.8)	2,132	7.8 (0.8)
대구	1,980	9.6 (0.7)	2,306	8.8 (0.7)	2,537	8.9 (0.7)	2,435	10.1 (0.9)	2,381	9.4 (0.8)	2,380	8.6 (0.7)	2,048	7.2 (0.6)	1,688	8.2 (0.7)
인천	1,948	6.5 (0.7)	2,398	10.0 (1.0)	2,546	8.9 (0.7)	2,410	10.1 (0.8)	2,334	8.6 (0.9)	2,442	9.0 (0.8)	2,333	7.7 (0.6)	2,065	8.5 (0.7)
광주	1,464	5.1 (0.5)	1,751	7.6 (0.8)	1,883	7.8 (0.5)	1,828	7.4 (0.8)	1,857	9.1 (0.9)	1,875	8.6 (0.6)	1,595	8.1 (0.6)	1,460	6.9 (0.8)
대전	1,309	9.2 (1.2)	1,577	7.1 (0.9)	1,608	8.1 (1.0)	1,923	10.2 (0.8)	1,718	9.9 (1.2)	1,764	7.0 (0.6)	1,449	7.6 (0.8)	1,281	7.6 (0.8)
울산	1,312	9.3 (0.9)	1,775	11.3 (1.3)	1,774	9.6 (0.8)	1,671	10.2 (0.9)	1,537	9.7 (1.6)	1,308	7.9 (1.1)	1,460	7.4 (0.8)	1,189	6.7 (1.0)
경기	3,454	6.7 (0.5)	4,211	8.5 (0.4)	4,189	7.8 (0.5)	4,404	9.4 (0.6)	4,359	8.6 (0.8)	4,219	8.2 (0.6)	7,201	7.7 (0.3)	7,981	8.8 (0.4)
강원	1,317	7.1 (1.3)	1,676	7.5 (1.2)	1,644	7.4 (0.8)	1,593	6.6 (0.7)	1,668	7.5 (1.2)	1,676	8.9 (1.2)	1,362	7.1 (1.3)	1,251	7.5 (1.2)
충북	1,284	8.5 (1.1)	1,636	9.6 (0.8)	1,636	8.6 (0.9)	1,651	7.5 (1.3)	1,628	8.6 (1.4)	1,639	9.3 (1.3)	1,577	8.9 (0.8)	1,260	10.4 (1.8)
충남	1,357	6.4 (0.9)	1,797	6.6 (0.8)	1,780	7.9 (0.9)	1,929	8.2 (0.6)	1,889	8.5 (1.1)	1,894	8.1 (0.8)	1,665	7.7 (0.9)	1,584	7.0 (1.0)
전북	1,410	6.7 (1.2)	1,609	9.3 (1.3)	1,641	7.0 (0.7)	1,760	8.2 (0.8)	1,816	8.2 (0.9)	1,773	8.6 (1.2)	1,744	7.5 (0.7)	1,663	11.6 (1.2)
전남	1,546	6.7 (0.7)	1,800	8.3 (1.0)	1,805	9.2 (1.3)	1,771	8.9 (1.2)	1,647	7.1 (0.8)	1,629	8.4 (0.9)	1,811	7.1 (0.7)	1,470	8.4 (1.6)
경북	1,675	8.6 (1.0)	1,965	9.3 (0.9)	1,881	10.0 (1.1)	2,317	10.9 (1.3)	2,407	10.3 (1.2)	2,379	9.5 (0.8)	2,018	8.9 (1.2)	1,721	10.7 (1.2)
경남	2,038	6.7 (0.9)	2,310	7.6 (1.0)	2,326	9.7 (1.3)	2,497	11.2 (1.1)	2,507	10.4 (0.8)	2,492	9.0 (1.4)	2,314	8.3 (1.1)	2,350	9.8 (1.1)
제주	975	7.8 (1.1)	1,242	7.2 (0.8)	1,356	8.5 (0.9)	1,108	8.3 (0.9)	1,003	8.2 (1.1)	1,048	7.2 (0.8)	890	7.7 (0.9)	763	9.6 (0.9)

제3부

식  
습  
관



결과표45. 주3회 이상 탄산음료 섭취율

(단위: %)

구 분	'05		'06		'07		'08		'09		'10		'11		'12	
	N	분율(표준오차)	N	분율(표준오차)	N	분율(표준오차)	N	분율(표준오차)	N	분율(표준오차)	N	분율(표준오차)	N	분율(표준오차)	N	분율(표준오차)
<b>전 체</b>																
전 체	58,221	52.9 (0.4)	71,404	52.2 (0.4)	74,698	49.4 (0.4)	75,238	42.9 (0.4)	75,066	24.0 (0.3)	73,238	24.3 (0.3)	75,643	23.2 (0.3)	74,186	24.3 (0.3)
<b>학 년</b>																
중1	12,165	49.4 (0.6)	12,876	47.8 (0.7)	13,035	45.6 (0.7)	13,037	40.4 (0.7)	12,714	23.1 (0.5)	12,468	23.8 (0.6)	12,728	20.2 (0.5)	12,362	22.4 (0.5)
중2	11,998	51.3 (0.7)	12,384	50.5 (0.7)	12,849	48.2 (0.7)	13,056	43.3 (0.6)	12,868	25.1 (0.6)	12,499	24.9 (0.6)	12,903	22.0 (0.5)	12,384	23.1 (0.5)
중3	11,384	52.9 (0.7)	12,160	51.9 (0.8)	12,936	49.1 (0.6)	12,850	43.2 (0.6)	12,827	24.5 (0.6)	12,603	23.9 (0.5)	12,843	23.1 (0.5)	12,551	24.8 (0.6)
고1	11,468	56.1 (0.8)	11,624	55.1 (0.9)	12,809	51.6 (1.0)	12,720	43.8 (0.9)	12,477	22.9 (0.6)	12,021	24.0 (0.6)	12,569	24.3 (0.5)	12,451	25.1 (0.6)
고2	11,206	55.9 (0.9)	11,450	54.7 (0.9)	11,596	50.6 (0.9)	12,375	42.8 (0.8)	12,427	24.2 (0.7)	12,124	23.3 (0.7)	12,508	24.3 (0.6)	12,315	25.4 (0.6)
고3	-	-	10,910	54.6 (1.0)	11,473	51.8 (0.8)	11,200	44.2 (0.8)	11,753	24.1 (0.7)	11,523	25.9 (0.6)	12,092	25.2 (0.6)	12,123	25.0 (0.6)
<b>학교급</b>																
중학교	35,547	51.1 (0.5)	37,420	50.1 (0.5)	38,820	47.6 (0.5)	38,943	42.3 (0.4)	38,409	24.2 (0.4)	37,570	24.2 (0.4)	38,474	21.8 (0.3)	37,297	23.5 (0.4)
고등학교	22,674	56.0 (0.7)	33,984	54.8 (0.7)	35,878	51.3 (0.6)	36,295	43.6 (0.6)	36,657	23.7 (0.5)	35,668	24.4 (0.5)	37,169	24.6 (0.5)	36,889	25.1 (0.5)
일반계고	15,800	53.0 (0.9)	23,505	51.7 (0.9)	25,051	48.1 (0.8)	26,808	39.6 (0.7)	27,380	21.2 (0.5)	26,845	21.8 (0.5)	27,278	22.0 (0.5)	28,443	23.0 (0.5)
특성화계고	6,874	64.0 (0.9)	10,479	62.8 (0.9)	10,827	60.1 (0.9)	9,487	55.1 (1.1)	9,277	31.4 (1.0)	8,823	33.0 (0.9)	9,891	33.3 (1.0)	8,446	32.4 (1.1)
<b>지 역</b>																
서울	6,604	52.7 (1.1)	7,855	52.7 (0.9)	8,402	50.3 (0.9)	8,077	44.8 (0.9)	8,207	24.4 (0.8)	7,848	24.5 (0.8)	11,355	23.1 (0.7)	11,373	24.7 (0.7)
부산	4,296	54.4 (1.4)	5,195	51.2 (1.2)	5,530	49.4 (1.1)	5,501	40.7 (0.9)	5,468	24.0 (0.9)	5,303	25.6 (1.1)	5,157	22.3 (0.8)	4,939	20.5 (1.1)
대구	4,109	57.0 (1.2)	4,953	56.7 (1.5)	5,163	54.1 (1.2)	5,053	47.6 (1.6)	5,063	24.9 (1.1)	5,030	27.2 (1.2)	4,439	25.8 (1.1)	4,312	25.9 (1.0)
인천	4,049	52.2 (1.8)	4,879	53.7 (1.8)	5,122	49.6 (1.3)	5,240	43.5 (1.1)	5,126	25.1 (1.0)	5,008	23.9 (1.1)	4,516	24.4 (0.8)	4,302	23.4 (1.2)
광주	3,076	54.0 (1.3)	3,846	48.4 (1.6)	4,076	47.1 (1.3)	4,011	39.8 (1.9)	4,110	20.8 (1.6)	4,024	18.7 (0.8)	3,309	21.9 (1.1)	3,149	20.5 (1.3)
대전	2,958	49.7 (1.4)	3,798	52.6 (1.9)	3,870	48.0 (1.7)	4,011	40.3 (1.7)	3,948	23.5 (0.9)	3,874	23.0 (1.2)	3,003	21.9 (1.0)	2,975	24.2 (1.5)
울산	2,691	51.9 (1.6)	3,561	49.0 (1.6)	3,723	47.6 (1.4)	3,665	38.9 (1.2)	3,635	21.7 (0.8)	3,478	23.4 (1.0)	2,913	19.8 (0.9)	2,518	21.3 (1.4)
경기	6,859	50.7 (0.9)	8,291	51.0 (1.0)	8,761	48.4 (1.0)	9,332	41.6 (0.8)	9,430	23.0 (0.6)	9,044	23.7 (0.7)	14,427	22.8 (0.5)	15,658	25.2 (0.5)
강원	2,635	56.1 (2.2)	3,402	54.8 (2.1)	3,352	49.5 (2.1)	3,520	39.8 (1.9)	3,553	21.8 (1.6)	3,447	20.8 (1.4)	2,722	22.4 (1.9)	2,486	24.0 (1.8)
충북	2,783	49.3 (1.8)	3,424	51.4 (1.7)	3,601	49.9 (0.9)	3,657	44.8 (1.3)	3,636	22.3 (1.0)	3,500	24.4 (1.3)	2,973	24.8 (1.3)	2,753	26.0 (2.4)
충남	2,868	53.5 (1.5)	3,624	55.7 (1.6)	3,740	51.6 (2.0)	3,910	45.0 (2.4)	3,852	25.9 (1.7)	3,869	25.2 (1.6)	3,457	23.9 (1.3)	3,264	29.7 (1.5)
전북	2,858	53.8 (1.9)	3,336	49.9 (2.3)	3,548	47.3 (2.6)	3,757	42.2 (1.7)	3,799	23.5 (1.1)	3,778	24.8 (1.5)	3,382	21.5 (1.8)	3,133	21.8 (1.1)
전남	2,929	57.0 (1.8)	3,564	53.1 (1.7)	3,661	48.8 (1.4)	3,581	43.0 (2.4)	3,381	25.7 (1.4)	3,381	25.3 (1.5)	3,434	23.7 (1.8)	2,906	24.8 (1.6)
경북	3,522	54.9 (1.5)	4,266	53.2 (2.0)	4,497	48.5 (1.9)	4,589	41.9 (1.6)	4,589	23.0 (1.2)	4,515	22.3 (1.0)	4,028	23.4 (1.3)	3,755	24.1 (2.4)
경남	3,947	54.1 (1.3)	4,848	52.5 (1.8)	5,014	50.1 (1.6)	4,849	45.0 (2.3)	4,933	28.0 (1.9)	4,810	28.4 (1.1)	4,733	25.7 (1.9)	4,920	24.1 (0.9)
제주	2,037	50.3 (2.3)	2,562	48.9 (1.5)	2,638	45.1 (1.6)	2,485	42.4 (1.6)	2,336	23.8 (1.5)	2,329	24.1 (1.9)	1,795	22.7 (1.6)	1,743	24.8 (2.0)
<b>남학생</b>																
전 체	29,871	59.7 (0.5)	37,204	60.0 (0.4)	39,466	56.5 (0.4)	39,278	50.1 (0.4)	39,612	29.8 (0.4)	38,391	29.8 (0.4)	37,873	28.8 (0.3)	38,221	30.1 (0.3)
<b>학 년</b>																
중1	6,279	54.6 (0.9)	6,916	53.6 (0.8)	7,102	50.3 (0.8)	6,893	45.8 (0.8)	6,933	27.6 (0.7)	6,519	29.1 (0.8)	6,548	24.3 (0.7)	6,364	26.1 (0.7)
중2	6,118	57.8 (0.9)	6,405	57.4 (0.9)	6,810	54.7 (0.9)	6,938	50.4 (0.8)	6,965	31.2 (0.7)	6,620	29.7 (0.8)	6,413	27.1 (0.6)	6,394	27.1 (0.6)
중3	5,836	59.8 (0.8)	6,299	60.0 (1.1)	6,709	56.7 (0.7)	6,900	50.8 (0.7)	7,035	31.0 (0.7)	6,817	30.1 (0.8)	6,589	29.1 (0.6)	6,525	30.6 (0.7)
고1	5,897	63.3 (0.9)	6,039	63.6 (0.9)	6,602	60.1 (1.1)	6,674	51.6 (0.9)	6,890	28.7 (0.8)	6,229	29.0 (0.8)	6,386	29.9 (0.7)	6,606	32.4 (0.7)
고2	5,741	64.6 (0.9)	6,005	63.2 (0.9)	6,199	59.7 (0.8)	6,067	49.7 (1.0)	6,104	29.8 (1.0)	6,273	29.4 (0.9)	5,954	30.4 (0.9)	6,221	32.0 (0.7)
고3	-	-	5,540	63.6 (1.0)	6,044	58.5 (0.9)	5,806	52.8 (1.0)	5,685	30.3 (0.9)	5,933	31.6 (0.8)	5,983	31.8 (0.8)	6,111	31.6 (0.8)
<b>학교급</b>																
중학교	18,233	57.3 (0.6)	19,620	57.0 (0.6)	20,621	53.9 (0.5)	20,731	49.0 (0.5)	20,933	30.0 (0.4)	19,956	29.7 (0.5)	19,550	26.9 (0.4)	19,283	28.0 (0.4)
고등학교	11,638	63.9 (0.7)	17,584	63.5 (0.6)	18,845	59.4 (0.6)	18,547	51.3 (0.7)	18,679	29.6 (0.6)	18,435	30.0 (0.6)	18,323	30.7 (0.6)	18,938	32.0 (0.5)
일반계고	8,176	62.6 (0.8)	12,186	61.7 (0.8)	13,278	57.0 (0.8)	14,247	47.8 (0.7)	14,278	27.0 (0.7)	14,042	27.6 (0.6)	13,946	28.1 (0.5)	14,458	30.0 (0.5)
특성화계고	3,462	67.2 (1.1)	5,398	68.0 (1.0)	5,567	66.0 (0.9)	4,300	61.1 (1.0)	4,401	37.3 (1.1)	4,393	37.4 (1.1)	4,377	39.1 (1.2)	4,480	38.6 (1.2)


※최근 7일 동안 3회 이상 탄산음료를 마신 사람의 분율

※설문문항 및 응답보기 수정('09, '10, '11년)으로 연도비교 시 주의



(계속: 주3회 이상 탄산음료 섭취율)

(단위: %)

구 분	'05		'06		'07		'08		'09		'10		'11		'12	
	N	분율(표준오차)	N	분율(표준오차)	N	분율(표준오차)	N	분율(표준오차)	N	분율(표준오차)	N	분율(표준오차)	N	분율(표준오차)	N	분율(표준오차)
<b>지 역</b>																
서울	3,401	60.1 (1.2)	4,008	60.6 (1.0)	4,403	56.6 (0.9)	4,122	51.7 (0.9)	4,224	30.5 (0.8)	4,018	30.4 (0.9)	5,428	28.9 (0.8)	5,266	29.9 (0.8)
부산	2,218	60.7 (1.5)	2,895	57.1 (1.0)	2,903	55.3 (1.1)	2,793	46.5 (1.2)	2,748	29.3 (1.2)	2,804	31.3 (1.2)	2,781	27.2 (1.2)	2,807	26.1 (1.2)
대구	2,129	64.4 (1.2)	2,647	63.9 (1.3)	2,626	60.5 (1.2)	2,618	56.2 (1.3)	2,682	30.7 (1.5)	2,650	33.8 (1.0)	2,391	31.7 (1.2)	2,624	31.2 (1.2)
인천	2,101	60.6 (1.4)	2,481	62.4 (1.4)	2,576	57.5 (1.2)	2,830	49.9 (1.3)	2,792	30.4 (1.6)	2,566	29.4 (1.5)	2,183	29.0 (1.1)	2,237	29.5 (1.2)
광주	1,612	61.1 (1.3)	2,095	56.3 (1.5)	2,193	53.3 (1.2)	2,183	47.1 (2.6)	2,253	27.0 (2.4)	2,149	23.5 (0.9)	1,714	26.2 (1.1)	1,689	26.7 (1.9)
대전	1,649	55.6 (1.6)	2,221	61.1 (1.4)	2,262	54.9 (1.2)	2,088	48.6 (2.3)	2,230	28.7 (1.4)	2,110	28.9 (1.2)	1,554	27.2 (1.3)	1,694	31.0 (1.8)
울산	1,379	59.1 (1.7)	1,786	58.0 (1.7)	1,949	54.5 (1.5)	1,994	47.6 (1.3)	2,098	26.2 (1.0)	2,170	28.0 (1.1)	1,453	23.6 (1.5)	1,329	26.1 (1.0)
경기	3,405	56.4 (1.2)	4,080	58.3 (1.3)	4,572	56.0 (1.1)	4,928	48.8 (1.0)	5,071	28.7 (0.8)	4,825	29.0 (0.8)	7,226	27.6 (0.6)	7,677	30.6 (0.7)
강원	1,318	61.2 (2.1)	1,726	64.6 (2.0)	1,708	58.3 (2.2)	1,927	46.9 (2.0)	1,885	27.5 (2.1)	1,771	25.8 (2.4)	1,360	30.2 (1.7)	1,235	27.8 (2.5)
충북	1,499	55.2 (1.7)	1,788	59.0 (1.5)	1,965	55.0 (1.0)	2,006	49.0 (1.4)	2,008	26.2 (1.5)	1,861	28.9 (2.0)	1,396	31.1 (1.9)	1,493	35.0 (2.6)
충남	1,511	61.8 (1.4)	1,827	65.0 (1.8)	1,960	59.8 (2.0)	1,981	53.4 (2.1)	1,963	32.1 (1.7)	1,975	29.8 (2.2)	1,792	29.5 (1.4)	1,680	35.2 (1.4)
전북	1,448	60.7 (1.6)	1,727	57.6 (2.2)	1,907	53.0 (3.1)	1,997	49.3 (3.5)	1,983	29.4 (1.7)	2,005	30.5 (1.3)	1,638	28.1 (2.6)	1,470	26.4 (1.1)
전남	1,383	66.3 (1.9)	1,764	61.8 (1.6)	1,856	56.6 (1.6)	1,810	51.6 (1.3)	1,734	32.3 (2.0)	1,752	30.5 (2.6)	1,623	29.4 (2.1)	1,436	32.2 (2.0)
경북	1,847	61.7 (1.9)	2,301	61.6 (1.8)	2,616	58.1 (1.4)	2,272	49.2 (1.8)	2,182	29.6 (1.2)	2,136	27.7 (1.1)	2,010	29.0 (2.1)	2,034	31.8 (2.0)
경남	1,909	59.8 (1.6)	2,538	59.0 (1.5)	2,688	57.6 (1.7)	2,352	53.0 (1.4)	2,426	34.6 (2.3)	2,318	34.3 (1.8)	2,419	34.0 (1.6)	2,570	30.0 (0.8)
제주	1,062	59.4 (2.6)	1,320	55.6 (1.4)	1,282	51.7 (2.7)	1,377	50.5 (1.3)	1,333	29.1 (1.1)	1,281	29.8 (1.8)	905	29.0 (1.0)	980	30.8 (0.9)
 <b>여학생</b>																
전 체	28,350	45.3 (0.4)	34,200	43.5 (0.5)	35,232	41.3 (0.4)	35,960	34.8 (0.5)	35,454	17.4 (0.3)	34,847	18.2 (0.3)	37,770	17.0 (0.3)	35,965	18.0 (0.3)
<b>학 년</b>																
중1	5,886	43.6 (0.8)	5,960	41.0 (1.0)	5,933	40.1 (0.8)	6,144	34.4 (1.0)	5,781	18.0 (0.7)	5,949	18.1 (0.7)	6,180	15.6 (0.5)	5,998	18.4 (0.6)
중2	5,880	44.1 (0.9)	5,979	42.7 (0.9)	6,039	40.7 (0.8)	6,118	35.1 (0.9)	5,903	18.3 (0.6)	5,879	19.6 (0.6)	6,490	16.6 (0.5)	5,990	18.7 (0.6)
중3	5,548	45.1 (0.9)	5,861	42.9 (1.0)	6,227	40.6 (0.8)	5,950	34.4 (0.8)	5,792	17.0 (0.6)	5,786	16.9 (0.6)	6,254	16.5 (0.6)	6,026	18.5 (0.6)
고1	5,571	47.9 (0.9)	5,585	45.4 (1.1)	6,207	42.0 (1.0)	6,046	34.9 (1.3)	5,587	16.2 (0.7)	5,792	18.3 (0.8)	6,183	18.0 (0.6)	5,845	17.0 (0.7)
고2	5,465	46.3 (1.0)	5,445	45.1 (1.1)	5,397	40.4 (1.2)	6,308	35.2 (1.0)	6,323	17.9 (0.9)	5,851	16.4 (0.7)	6,554	17.4 (0.6)	6,094	17.9 (0.7)
고3	-	-	5,370	44.5 (1.3)	5,429	44.2 (1.1)	5,394	34.6 (0.9)	6,068	17.3 (0.7)	5,590	19.7 (0.7)	6,109	17.8 (0.7)	6,012	17.4 (0.7)
<b>학교급</b>																
중학교	17,314	44.2 (0.6)	17,800	42.2 (0.5)	18,199	40.5 (0.4)	18,212	34.6 (0.6)	17,476	17.8 (0.4)	17,614	18.2 (0.4)	18,924	16.2 (0.3)	18,014	18.5 (0.4)
고등학교	11,036	47.1 (0.7)	16,400	45.0 (0.8)	17,033	42.2 (0.8)	17,748	34.9 (0.8)	17,978	17.1 (0.5)	17,233	18.1 (0.5)	18,846	17.7 (0.5)	17,951	17.4 (0.5)
일 반 계 고	7,624	42.1 (0.8)	11,319	40.7 (1.0)	11,773	38.3 (1.0)	12,561	30.7 (0.9)	13,102	14.9 (0.5)	12,803	15.3 (0.5)	13,332	15.2 (0.5)	13,985	15.2 (0.4)
특성화계고	3,412	60.3 (1.2)	5,081	56.6 (1.3)	5,260	53.2 (1.2)	5,187	47.9 (1.1)	4,876	24.3 (1.1)	4,430	27.6 (1.1)	5,514	26.4 (0.8)	3,966	25.1 (1.1)
<b>지 역</b>																
서울	3,203	44.5 (1.0)	3,847	43.9 (1.0)	3,999	43.2 (1.1)	3,955	37.2 (1.2)	3,983	17.6 (0.8)	3,830	17.9 (0.8)	5,927	16.6 (0.6)	6,107	19.0 (0.7)
부산	2,078	47.2 (1.5)	2,300	44.3 (1.9)	2,627	42.4 (1.6)	2,708	33.9 (1.0)	2,720	17.7 (0.9)	2,499	18.9 (1.3)	2,376	16.6 (0.9)	2,132	14.0 (1.1)
대구	1,980	47.6 (1.3)	2,306	47.5 (1.7)	2,537	46.1 (1.4)	2,435	37.0 (1.4)	2,381	17.9 (0.8)	2,380	19.4 (1.1)	2,048	19.0 (1.4)	1,688	19.8 (1.0)
인천	1,948	43.0 (1.8)	2,398	44.2 (2.1)	2,546	41.0 (1.1)	2,410	36.5 (1.2)	2,334	19.3 (1.0)	2,442	18.0 (1.0)	2,333	19.3 (0.9)	2,065	16.7 (1.1)
광주	1,464	46.3 (1.3)	1,751	39.8 (1.2)	1,883	40.2 (1.4)	1,828	31.9 (1.6)	1,857	14.1 (1.0)	1,875	13.4 (0.7)	1,595	17.2 (1.7)	1,460	13.9 (0.8)
대전	1,309	43.1 (2.0)	1,577	42.9 (2.6)	1,608	40.1 (2.2)	1,923	31.0 (1.7)	1,718	17.5 (1.1)	1,764	16.5 (1.0)	1,449	16.1 (1.0)	1,281	16.6 (1.8)
울산	1,312	43.3 (1.8)	1,775	38.0 (1.8)	1,774	39.1 (1.7)	1,671	28.4 (1.3)	1,537	16.2 (0.9)	1,308	18.0 (1.2)	1,460	15.2 (0.8)	1,189	15.6 (2.0)
경기	3,454	44.2 (1.1)	4,211	43.0 (1.2)	4,189	40.0 (1.2)	4,404	33.9 (1.1)	4,359	16.8 (0.7)	4,219	18.0 (0.6)	7,201	17.5 (0.6)	7,981	19.4 (0.6)
강원	1,317	50.6 (2.8)	1,676	44.0 (2.3)	1,644	39.8 (2.0)	1,593	31.8 (2.3)	1,668	15.4 (1.1)	1,676	15.3 (1.2)	1,362	13.8 (1.2)	1,251	19.7 (2.1)
충북	1,284	42.6 (2.1)	1,636	42.7 (1.8)	1,636	44.0 (1.4)	1,651	40.0 (2.4)	1,628	17.9 (1.4)	1,639	19.4 (1.2)	1,577	17.8 (1.1)	1,260	16.0 (1.1)
충남	1,357	44.2 (2.6)	1,797	45.2 (1.8)	1,780	42.2 (1.5)	1,929	35.4 (2.6)	1,889	19.0 (1.5)	1,894	20.1 (1.8)	1,665	17.6 (1.5)	1,584	23.5 (1.8)
전북	1,410	46.6 (2.5)	1,609	41.5 (2.8)	1,641	41.0 (2.1)	1,760	34.5 (2.1)	1,816	17.1 (1.2)	1,773	18.6 (1.6)	1,744	14.4 (1.1)	1,663	16.9 (1.5)
전남	1,546	46.6 (2.4)	1,800	43.7 (2.5)	1,805	40.2 (1.5)	1,771	33.6 (3.3)	1,647	18.3 (1.8)	1,629	19.6 (1.8)	1,811	17.4 (1.5)	1,470	16.7 (1.9)
경북	1,675	46.6 (2.2)	1,965	42.9 (1.7)	1,881	36.7 (2.2)	2,317	33.1 (1.8)	2,407	15.1 (1.1)	2,379	16.0 (1.1)	2,018	16.9 (1.5)	1,721	15.2 (2.1)
경남	2,038	47.9 (1.4)	2,310	44.9 (2.2)	2,326	41.3 (1.4)	2,497	35.7 (2.9)	2,507	20.3 (2.1)	2,492	21.6 (1.6)	2,314	16.1 (1.5)	2,350	17.3 (0.9)
제주	975	40.0 (1.9)	1,242	41.6 (1.9)	1,356	37.9 (1.4)	1,108	33.5 (2.1)	1,003	18.0 (1.6)	1,048	17.8 (2.1)	890	15.9 (1.3)	763	18.1 (3.2)

제3부

식  
습  
관



결과표46. 주3회 이상 패스트푸드 섭취율

(단위: %)

구 분	'05		'06		'07		'08		'09		'10		'11		'12		
	N	분율(표준오차)	N	분율(표준오차)	N	분율(표준오차)	N	분율(표준오차)	N	분율(표준오차)	N	분율(표준오차)	N	분율(표준오차)	N	분율(표준오차)	
전 체																	
전 체	58,221	30.5 (0.3)	71,404	30.0 (0.3)	74,698	29.3 (0.3)	75,238	21.6 (0.2)	75,066	12.1 (0.2)	73,238	12.0 (0.2)	75,643	11.6 (0.2)	74,186	11.5 (0.2)	
학 년																	
중1	12,165	25.1 (0.4)	12,876	23.9 (0.6)	13,035	23.2 (0.5)	13,037	17.3 (0.4)	12,714	10.7 (0.4)	12,468	10.5 (0.3)	12,728	8.4 (0.3)	12,362	9.8 (0.3)	
중2	11,998	28.2 (0.5)	12,384	26.2 (0.5)	12,849	25.3 (0.5)	13,056	19.2 (0.5)	12,868	11.4 (0.4)	12,499	11.2 (0.3)	12,903	9.4 (0.3)	12,384	10.3 (0.3)	
중3	11,384	29.8 (0.6)	12,160	28.8 (0.6)	12,936	27.5 (0.6)	12,850	20.8 (0.5)	12,827	11.2 (0.3)	12,603	10.8 (0.4)	12,843	10.6 (0.3)	12,551	11.1 (0.3)	
고1	11,468	36.1 (0.6)	11,624	34.6 (0.7)	12,809	32.6 (0.6)	12,720	23.4 (0.5)	12,477	13.2 (0.4)	12,021	12.4 (0.4)	12,569	13.7 (0.4)	12,451	12.0 (0.4)	
고2	11,206	35.1 (0.6)	11,450	33.7 (0.6)	11,596	33.2 (0.7)	12,375	24.3 (0.6)	12,427	13.2 (0.5)	12,124	12.1 (0.4)	12,508	12.9 (0.4)	12,315	12.9 (0.3)	
고3	-	-	-	10,910	34.9 (0.7)	11,473	35.3 (0.6)	11,200	25.6 (0.5)	11,753	13.2 (0.5)	11,523	14.8 (0.4)	12,092	14.2 (0.4)	12,123	12.8 (0.4)
학교급																	
중학교	35,547	27.6 (0.3)	37,420	26.3 (0.4)	38,820	25.3 (0.3)	38,943	19.1 (0.3)	38,409	11.1 (0.2)	37,570	10.8 (0.2)	38,474	9.5 (0.2)	37,297	10.4 (0.2)	
고등학교	22,674	35.6 (0.5)	33,984	34.4 (0.5)	35,878	33.7 (0.4)	36,295	24.3 (0.4)	36,657	13.2 (0.3)	35,668	13.1 (0.3)	37,169	13.6 (0.3)	36,889	12.6 (0.2)	
일반계고	15,800	34.3 (0.6)	23,505	32.7 (0.6)	25,051	32.5 (0.5)	26,808	22.9 (0.5)	27,380	12.3 (0.4)	26,845	11.8 (0.3)	27,278	12.4 (0.3)	28,443	12.0 (0.3)	
특성화계고	6,874	39.0 (0.7)	10,479	38.9 (0.8)	10,827	37.0 (0.7)	9,487	28.6 (0.6)	9,277	15.9 (0.7)	8,823	17.2 (0.5)	9,891	17.5 (0.6)	8,446	14.5 (0.5)	
지 역																	
서울	6,604	29.5 (0.6)	7,855	29.2 (0.6)	8,402	29.1 (0.5)	8,077	22.3 (0.7)	8,207	11.8 (0.4)	7,848	12.6 (0.4)	11,355	11.6 (0.4)	11,373	11.5 (0.3)	
부산	4,296	29.8 (0.8)	5,195	26.9 (0.7)	5,530	26.9 (0.7)	5,501	19.8 (0.6)	5,468	10.6 (0.4)	5,303	10.8 (0.6)	5,157	10.5 (0.4)	4,939	9.9 (0.5)	
대구	4,109	33.7 (0.9)	4,953	32.6 (1.1)	5,163	33.4 (0.9)	5,053	21.5 (0.9)	5,063	11.6 (0.6)	5,030	12.1 (0.6)	4,439	11.6 (0.8)	4,312	11.3 (0.5)	
인천	4,049	30.0 (1.2)	4,879	29.2 (1.0)	5,122	29.4 (0.8)	5,240	22.3 (0.8)	5,126	12.6 (0.6)	5,008	11.4 (0.6)	4,516	10.5 (0.6)	4,302	10.8 (0.6)	
광주	3,076	32.6 (0.9)	3,846	30.7 (0.9)	4,076	28.5 (0.9)	4,011	20.0 (0.8)	4,110	12.3 (1.0)	4,024	11.3 (0.5)	3,309	14.9 (0.8)	3,149	11.5 (0.8)	
대전	2,958	32.0 (0.8)	3,798	30.8 (1.4)	3,870	28.8 (0.8)	4,011	20.5 (0.9)	3,948	13.4 (1.0)	3,874	12.7 (0.7)	3,003	11.5 (0.8)	2,975	11.4 (0.6)	
울산	2,691	29.1 (1.1)	3,561	29.4 (1.2)	3,723	29.6 (1.1)	3,665	21.4 (0.7)	3,635	11.0 (0.5)	3,478	10.6 (0.5)	2,913	9.0 (0.6)	2,518	10.7 (0.5)	
경기	6,859	28.8 (0.6)	8,291	29.3 (0.9)	8,761	29.6 (0.8)	9,332	22.1 (0.6)	9,430	11.9 (0.5)	9,044	12.5 (0.4)	14,427	11.7 (0.4)	15,658	12.1 (0.3)	
강원	2,635	33.4 (0.9)	3,402	31.8 (1.2)	3,352	26.3 (1.8)	3,520	21.8 (0.9)	3,553	12.6 (1.0)	3,447	10.3 (0.9)	2,722	10.3 (0.8)	2,486	11.8 (0.7)	
충북	2,783	33.3 (1.2)	3,424	28.1 (1.2)	3,601	28.9 (1.1)	3,657	21.8 (1.1)	3,636	12.7 (0.6)	3,500	11.6 (0.8)	2,973	12.1 (0.8)	2,753	11.9 (1.0)	
충남	2,868	31.6 (1.2)	3,624	33.2 (1.5)	3,740	30.6 (1.3)	3,910	22.9 (1.5)	3,852	13.5 (0.8)	3,869	14.1 (0.9)	3,457	12.4 (0.8)	3,264	12.8 (0.9)	
전북	2,858	33.8 (1.4)	3,336	32.6 (1.6)	3,548	31.0 (1.5)	3,757	21.4 (1.4)	3,799	13.0 (0.8)	3,778	13.4 (0.6)	3,382	11.5 (0.7)	3,133	13.5 (0.7)	
전남	2,929	33.7 (1.3)	3,564	31.9 (1.0)	3,661	30.2 (1.2)	3,581	22.1 (1.1)	3,381	13.2 (0.8)	3,381	11.4 (0.9)	3,434	12.4 (0.7)	2,906	11.7 (0.9)	
경북	3,522	31.4 (1.1)	4,266	32.4 (1.7)	4,497	28.5 (1.0)	4,589	22.0 (0.9)	4,589	11.1 (0.7)	4,515	10.4 (0.7)	4,028	12.7 (0.8)	3,755	10.3 (0.9)	
경남	3,947	30.0 (1.2)	4,848	30.6 (1.1)	5,014	28.2 (1.2)	4,849	19.8 (1.0)	4,933	13.2 (1.1)	4,810	10.7 (0.6)	4,733	10.7 (0.7)	4,920	10.0 (0.6)	
제주	2,037	26.8 (1.0)	2,562	27.6 (1.2)	2,638	26.8 (0.9)	2,485	22.0 (1.4)	2,336	14.0 (1.8)	2,329	11.5 (0.8)	1,795	11.4 (0.9)	1,743	14.8 (1.0)	
남학생																	
전 체	29,871	31.2 (0.4)	37,204	31.3 (0.4)	39,466	30.7 (0.3)	39,278	23.2 (0.3)	39,612	13.4 (0.3)	38,391	13.4 (0.2)	37,873	13.0 (0.2)	38,221	12.6 (0.2)	
학 년																	
중1	6,279	24.6 (0.6)	6,916	24.7 (0.8)	7,102	24.9 (0.6)	6,893	18.1 (0.6)	6,933	11.7 (0.5)	6,519	11.9 (0.5)	6,548	9.7 (0.4)	6,364	10.7 (0.4)	
중2	6,118	28.5 (0.7)	6,405	26.4 (0.8)	6,810	25.6 (0.7)	6,938	20.2 (0.7)	6,965	12.1 (0.5)	6,620	12.7 (0.5)	6,413	10.3 (0.4)	6,394	10.4 (0.4)	
중3	5,836	30.1 (0.8)	6,299	30.2 (0.9)	6,709	28.8 (0.8)	6,900	22.3 (0.6)	7,035	12.4 (0.5)	6,817	12.2 (0.5)	6,589	11.6 (0.5)	6,525	12.0 (0.5)	
고1	5,897	38.2 (0.9)	6,039	36.8 (1.0)	6,602	34.3 (0.8)	6,674	26.0 (0.7)	6,890	14.5 (0.6)	6,229	13.5 (0.6)	6,386	14.9 (0.5)	6,606	13.8 (0.5)	
고2	5,741	36.5 (0.8)	6,005	35.6 (0.9)	6,199	35.7 (0.8)	6,067	25.8 (0.7)	6,104	14.7 (0.7)	6,273	13.2 (0.6)	5,954	14.8 (0.5)	6,221	14.5 (0.5)	
고3	-	-	-	5,540	36.7 (0.9)	6,044	37.0 (0.8)	5,806	27.9 (0.7)	5,685	14.8 (0.8)	5,933	17.0 (0.7)	5,983	16.3 (0.6)	6,111	13.9 (0.5)
학교급																	
중학교	18,233	27.6 (0.5)	19,620	27.1 (0.5)	20,621	26.5 (0.4)	20,731	20.2 (0.4)	20,933	12.1 (0.3)	19,956	12.3 (0.3)	19,550	10.6 (0.3)	19,283	11.0 (0.3)	
고등학교	11,638	37.4 (0.6)	17,584	36.3 (0.6)	18,845	35.6 (0.5)	18,547	26.5 (0.5)	18,679	14.7 (0.5)	18,435	14.5 (0.4)	18,323	15.3 (0.4)	18,938	14.1 (0.3)	
일반계고	8,176	36.9 (0.7)	12,186	34.8 (0.7)	13,278	34.4 (0.6)	14,247	25.5 (0.6)	14,278	13.9 (0.5)	14,042	13.4 (0.4)	13,946	14.4 (0.4)	14,458	13.7 (0.3)	
특성화계고	3,462	38.7 (1.1)	5,398	40.1 (1.2)	5,567	38.8 (0.9)	4,300	29.3 (0.8)	4,401	17.0 (1.0)	4,393	17.9 (0.9)	4,377	18.4 (0.9)	4,480	15.3 (0.6)	


※최근 7일 동안 3회 이상 피자, 햄버거, 치킨 같은 패스트푸드를 먹은 사람의 분율

※설문문항 및 응답보기 수정('09, '10, '11년)으로 연도비교 시 주의



(계속: 주3회 이상 패스트푸드 섭취율)

(단위: %)

구 분	'05		'06		'07		'08		'09		'10		'11		'12	
	N	분율(표준오차)	N	분율(표준오차)	N	분율(표준오차)	N	분율(표준오차)	N	분율(표준오차)	N	분율(표준오차)	N	분율(표준오차)	N	분율(표준오차)
<b>지 역</b>																
서울	3,401	29.0 (0.8)	4,008	28.5 (0.7)	4,403	29.7 (0.7)	4,122	23.5 (1.0)	4,224	13.8 (0.6)	4,018	13.9 (0.6)	5,428	12.9 (0.7)	5,266	12.6 (0.4)
부산	2,218	30.7 (1.5)	2,895	28.7 (0.8)	2,903	28.5 (0.9)	2,793	19.8 (0.7)	2,748	11.8 (0.7)	2,804	11.8 (0.7)	2,781	12.2 (0.5)	2,807	10.9 (0.7)
대구	2,129	36.1 (1.4)	2,647	35.8 (1.3)	2,626	35.1 (1.3)	2,618	24.1 (1.2)	2,682	12.1 (0.8)	2,650	14.2 (0.8)	2,391	13.1 (1.1)	2,624	12.2 (0.7)
인천	2,101	32.5 (1.8)	2,481	31.9 (1.4)	2,576	31.4 (1.4)	2,830	24.5 (1.2)	2,792	13.9 (1.0)	2,566	12.6 (1.0)	2,183	11.7 (1.0)	2,237	12.3 (0.7)
광주	1,612	34.9 (1.3)	2,095	33.2 (1.4)	2,193	30.7 (1.1)	2,183	22.2 (1.5)	2,253	14.3 (1.3)	2,149	12.5 (0.7)	1,714	16.2 (0.8)	1,689	13.1 (1.1)
대전	1,649	32.4 (1.1)	2,221	33.2 (1.6)	2,262	30.2 (1.1)	2,088	22.6 (1.0)	2,230	15.6 (1.5)	2,110	14.7 (1.0)	1,554	12.5 (1.0)	1,694	13.0 (0.8)
울산	1,379	30.2 (1.5)	1,786	30.9 (2.0)	1,949	30.2 (1.5)	1,994	23.6 (0.9)	2,098	10.5 (0.7)	2,170	11.0 (0.5)	1,453	9.8 (0.8)	1,329	10.7 (0.6)
경기	3,405	28.3 (1.0)	4,080	30.9 (1.2)	4,572	31.1 (0.9)	4,928	23.6 (0.7)	5,071	12.5 (0.7)	4,825	13.9 (0.6)	7,226	13.0 (0.5)	7,677	13.3 (0.5)
강원	1,318	35.2 (1.4)	1,726	32.3 (1.6)	1,708	28.0 (2.8)	1,927	24.6 (1.1)	1,885	14.0 (1.1)	1,771	12.6 (1.7)	1,360	11.2 (1.0)	1,235	11.0 (0.8)
충북	1,499	34.3 (1.4)	1,788	30.3 (1.7)	1,965	31.2 (1.6)	2,006	23.9 (1.2)	2,008	14.3 (0.7)	1,861	12.5 (1.3)	1,396	14.3 (1.1)	1,493	12.7 (1.4)
충남	1,511	34.1 (2.0)	1,827	33.9 (1.8)	1,960	32.8 (1.9)	1,981	22.9 (1.6)	1,963	14.1 (1.1)	1,975	15.7 (1.3)	1,792	15.4 (1.3)	1,680	14.4 (1.0)
전북	1,448	33.8 (2.1)	1,727	35.7 (2.6)	1,907	31.4 (1.9)	1,997	23.2 (2.4)	1,983	13.7 (1.5)	2,005	14.7 (0.7)	1,638	12.8 (0.8)	1,470	15.0 (1.2)
전남	1,383	36.3 (1.9)	1,764	32.5 (1.0)	1,856	32.7 (1.5)	1,810	25.4 (1.3)	1,734	15.1 (1.1)	1,752	14.3 (1.4)	1,623	13.9 (1.1)	1,436	12.7 (0.9)
경북	1,847	33.0 (1.7)	2,301	35.3 (2.2)	2,616	30.1 (1.4)	2,272	23.1 (1.2)	2,182	13.1 (1.0)	2,136	12.0 (0.9)	2,010	14.1 (1.3)	2,034	11.9 (1.1)
경남	1,909	30.7 (1.7)	2,538	30.4 (1.6)	2,688	30.7 (1.4)	2,352	21.4 (1.3)	2,426	14.4 (1.1)	2,318	11.6 (0.8)	2,419	12.2 (0.9)	2,570	10.0 (0.6)
제주	1,062	28.5 (1.1)	1,320	30.2 (1.1)	1,282	27.2 (1.2)	1,377	26.1 (1.6)	1,333	18.2 (2.4)	1,281	14.3 (1.1)	905	13.4 (0.7)	980	17.8 (1.1)
 <b>여학생</b>																
전 체	28,350	29.8 (0.3)	34,200	28.5 (0.4)	35,232	27.6 (0.4)	35,960	19.8 (0.3)	35,454	10.7 (0.2)	34,847	10.4 (0.2)	37,770	10.0 (0.2)	35,965	10.3 (0.2)
<b>학 년</b>																
중1	5,886	25.6 (0.6)	5,960	22.9 (0.8)	5,933	21.3 (0.8)	6,144	16.4 (0.6)	5,781	9.5 (0.5)	5,949	8.9 (0.4)	6,180	6.9 (0.3)	5,998	8.7 (0.4)
중2	5,880	27.8 (0.7)	5,979	26.0 (0.8)	6,039	24.9 (0.7)	6,118	18.0 (0.6)	5,903	10.5 (0.6)	5,879	9.6 (0.5)	6,490	8.5 (0.4)	5,990	10.3 (0.4)
중3	5,548	29.4 (0.8)	5,861	27.3 (0.8)	6,227	25.9 (0.7)	5,950	19.0 (0.6)	5,792	9.7 (0.4)	5,786	9.2 (0.5)	6,254	9.5 (0.4)	6,026	10.2 (0.4)
고1	5,571	33.8 (0.9)	5,585	32.1 (1.0)	6,207	30.7 (0.9)	6,046	20.4 (0.7)	5,587	11.6 (0.5)	5,792	11.2 (0.6)	6,183	12.3 (0.5)	5,845	10.1 (0.4)
고2	5,465	33.6 (0.9)	5,445	31.5 (0.8)	5,397	30.4 (1.0)	6,308	22.5 (0.9)	6,323	11.5 (0.6)	5,851	10.9 (0.5)	6,554	10.8 (0.5)	6,094	11.3 (0.5)
고3	-	-	5,370	33.0 (1.0)	5,429	33.5 (1.0)	5,394	23.0 (0.7)	6,068	11.4 (0.5)	5,590	12.5 (0.5)	6,109	11.8 (0.5)	6,012	11.5 (0.5)
<b>학교급</b>																
중학교	17,314	27.5 (0.4)	17,800	25.4 (0.4)	18,199	24.1 (0.5)	18,212	17.8 (0.3)	17,476	9.9 (0.3)	17,614	9.2 (0.3)	18,924	8.3 (0.2)	18,014	9.7 (0.3)
고등학교	11,036	33.7 (0.6)	16,400	32.2 (0.7)	17,033	31.5 (0.6)	17,748	21.9 (0.5)	17,978	11.5 (0.3)	17,233	11.5 (0.3)	18,846	11.6 (0.3)	17,951	10.9 (0.3)
일 반 계 고	7,624	31.5 (0.7)	11,319	30.3 (0.8)	11,773	30.3 (0.8)	12,561	20.0 (0.6)	13,102	10.5 (0.4)	12,803	10.1 (0.4)	13,332	10.2 (0.3)	13,985	10.2 (0.4)
특성화계고	3,412	39.3 (1.0)	5,081	37.4 (1.1)	5,260	34.8 (0.9)	5,187	27.8 (0.8)	4,876	14.6 (0.7)	4,430	16.3 (0.6)	5,514	16.5 (0.6)	3,966	13.6 (0.7)
<b>지 역</b>																
서울	3,203	30.1 (0.9)	3,847	29.9 (1.0)	3,999	28.5 (0.9)	3,955	20.8 (0.7)	3,983	9.7 (0.5)	3,830	11.1 (0.6)	5,927	10.1 (0.4)	6,107	10.4 (0.4)
부산	2,078	28.7 (0.9)	2,300	24.8 (1.2)	2,627	25.1 (1.1)	2,708	19.8 (0.8)	2,720	9.2 (0.4)	2,499	9.6 (0.9)	2,376	8.5 (0.7)	2,132	8.8 (0.6)
대구	1,980	30.7 (1.0)	2,306	28.6 (1.4)	2,537	31.3 (1.1)	2,435	18.3 (0.8)	2,381	10.9 (0.9)	2,380	9.5 (0.7)	2,048	9.9 (0.8)	1,688	10.2 (0.6)
인천	1,948	27.3 (1.3)	2,398	26.4 (0.9)	2,546	27.4 (1.0)	2,410	19.8 (0.9)	2,334	11.1 (0.9)	2,442	10.1 (0.7)	2,333	9.1 (0.7)	2,065	9.2 (0.7)
광주	1,464	30.1 (1.2)	1,751	28.0 (1.4)	1,883	26.1 (1.3)	1,828	17.7 (1.3)	1,857	10.2 (0.9)	1,875	10.0 (0.7)	1,595	13.5 (1.4)	1,460	9.9 (0.8)
대전	1,309	31.6 (1.3)	1,577	28.1 (1.7)	1,608	27.2 (1.3)	1,923	18.1 (1.2)	1,718	10.9 (0.8)	1,764	10.4 (0.7)	1,449	10.3 (1.1)	1,281	9.7 (0.8)
울산	1,312	27.7 (1.2)	1,775	27.6 (1.3)	1,774	28.8 (1.7)	1,671	18.7 (1.0)	1,537	11.7 (0.7)	1,308	10.1 (0.9)	1,460	8.0 (0.8)	1,189	10.7 (0.7)
경기	3,454	29.4 (0.8)	4,211	27.6 (1.1)	4,189	27.9 (1.1)	4,404	20.4 (0.9)	4,359	11.1 (0.5)	4,219	11.0 (0.5)	7,201	10.4 (0.5)	7,981	10.8 (0.4)
강원	1,317	31.4 (1.6)	1,676	31.3 (1.7)	1,644	24.5 (2.0)	1,593	18.7 (1.3)	1,668	11.0 (1.2)	1,676	7.8 (0.7)	1,362	9.2 (0.9)	1,251	12.7 (1.0)
충북	1,284	32.2 (2.0)	1,636	25.7 (1.4)	1,636	26.2 (1.2)	1,651	19.5 (1.5)	1,628	10.9 (0.8)	1,639	10.6 (0.7)	1,577	9.6 (1.0)	1,260	11.0 (1.0)
충남	1,357	28.8 (1.7)	1,797	32.5 (1.9)	1,780	28.1 (1.4)	1,929	22.9 (2.0)	1,889	12.8 (1.2)	1,894	12.3 (1.1)	1,665	9.0 (0.9)	1,584	11.0 (1.1)
전북	1,410	33.8 (1.1)	1,609	29.2 (1.6)	1,641	30.7 (1.7)	1,760	19.3 (1.3)	1,816	12.2 (0.8)	1,773	12.0 (0.8)	1,744	10.1 (0.9)	1,663	11.8 (0.9)
전남	1,546	30.8 (1.2)	1,800	31.2 (1.6)	1,805	27.5 (1.5)	1,771	18.6 (1.5)	1,647	11.2 (1.0)	1,629	8.3 (0.8)	1,811	10.7 (0.9)	1,470	10.7 (1.4)
경북	1,675	29.4 (1.3)	1,965	28.9 (1.7)	1,881	26.7 (1.6)	2,317	20.6 (1.4)	2,407	8.8 (0.8)	2,379	8.4 (0.8)	2,018	11.0 (0.8)	1,721	8.4 (1.1)
경남	2,038	29.3 (1.5)	2,310	30.9 (1.5)	2,326	25.3 (2.1)	2,497	18.0 (1.3)	2,507	11.9 (1.4)	2,492	9.7 (0.7)	2,314	9.0 (0.8)	2,350	10.0 (0.9)
제주	975	24.8 (1.8)	1,242	24.8 (1.7)	1,356	26.4 (1.4)	1,108	17.6 (1.6)	1,003	9.3 (1.0)	1,048	8.5 (1.0)	890	9.2 (0.9)	763	11.5 (1.3)

제3부

식  
습  
관



결과표47. 주3회 이상 라면 섭취율

(단위: %)

구 분	'05		'06		'07		'08		'09		'10		'11		'12	
	N	분율(표준오차)	N	분율(표준오차)	N	분율(표준오차)	N	분율(표준오차)	N	분율(표준오차)	N	분율(표준오차)	N	분율(표준오차)	N	분율(표준오차)
<b>전 체</b>																
전 체	58,223	50.9 (0.4)	71,404	46.0 (0.4)	74,698	44.7 (0.4)	75,238	43.3 (0.4)	75,066	26.1 (0.3)	73,238	23.7 (0.3)	75,643	22.7 (0.3)	74,186	22.5 (0.3)
<b>학 년</b>																
중1	12,166	48.8 (0.7)	12,876	45.1 (0.6)	13,035	43.8 (0.7)	13,037	43.8 (0.6)	12,714	29.0 (0.5)	12,468	25.9 (0.6)	12,728	23.5 (0.5)	12,362	23.9 (0.5)
중2	11,998	51.9 (0.6)	12,384	47.8 (0.6)	12,849	49.3 (0.7)	13,056	46.7 (0.6)	12,868	30.3 (0.6)	12,499	28.1 (0.6)	12,903	26.0 (0.5)	12,384	25.2 (0.4)
중3	11,384	53.8 (0.7)	12,160	49.0 (0.7)	12,936	48.2 (0.6)	12,850	46.7 (0.6)	12,827	28.4 (0.6)	12,603	25.7 (0.6)	12,843	26.2 (0.5)	12,551	26.3 (0.5)
고1	11,469	50.2 (0.8)	11,624	43.4 (0.8)	12,809	40.8 (0.8)	12,720	40.8 (0.9)	12,477	22.6 (0.6)	12,021	20.9 (0.7)	12,569	20.7 (0.6)	12,451	20.1 (0.6)
고2	11,206	49.7 (0.9)	11,450	45.4 (0.8)	11,596	41.3 (0.9)	12,375	39.3 (0.7)	12,427	22.2 (0.6)	12,124	19.9 (0.6)	12,508	19.0 (0.5)	12,315	20.6 (0.6)
고3	-	-	10,910	44.6 (1.0)	11,473	43.8 (0.7)	11,200	42.0 (0.8)	11,753	24.1 (0.6)	11,523	21.5 (0.6)	12,092	20.6 (0.5)	12,123	19.1 (0.5)
<b>학교급</b>																
중학교	35,548	51.4 (0.5)	37,420	47.3 (0.5)	38,820	47.1 (0.4)	38,943	45.7 (0.4)	38,409	29.2 (0.4)	37,570	26.5 (0.4)	38,474	25.3 (0.3)	37,297	25.2 (0.3)
고등학교	22,675	50.0 (0.7)	33,984	44.4 (0.7)	35,878	41.9 (0.6)	36,295	40.6 (0.6)	36,657	22.9 (0.4)	35,668	20.8 (0.4)	37,169	20.1 (0.4)	36,889	19.9 (0.4)
일반계고	15,801	46.2 (0.9)	23,505	40.1 (0.8)	25,051	37.8 (0.7)	26,808	37.1 (0.7)	27,380	20.2 (0.5)	26,845	18.2 (0.5)	27,278	18.2 (0.5)	28,443	18.0 (0.4)
특성화계고	6,874	59.7 (1.1)	10,479	55.7 (1.1)	10,827	53.1 (0.9)	9,487	50.9 (1.0)	9,277	31.5 (1.0)	8,823	29.2 (1.0)	9,891	26.6 (0.8)	8,446	26.6 (0.8)
<b>지 역</b>																
서울	6,604	52.0 (1.0)	7,855	46.0 (1.0)	8,402	44.7 (1.0)	8,077	45.1 (1.0)	8,207	25.6 (0.7)	7,848	22.9 (0.9)	11,355	21.8 (0.7)	11,373	21.5 (0.6)
부산	4,296	50.2 (1.2)	5,195	44.6 (1.2)	5,530	44.0 (1.1)	5,501	43.9 (1.3)	5,468	25.9 (0.8)	5,303	24.0 (1.0)	5,157	22.5 (0.9)	4,939	21.1 (1.0)
대구	4,109	49.8 (1.0)	4,953	45.3 (1.2)	5,163	44.9 (0.8)	5,053	43.1 (1.1)	5,063	23.8 (0.9)	5,030	21.4 (0.8)	4,439	20.9 (0.9)	4,312	19.7 (0.9)
인천	4,049	52.5 (1.7)	4,879	46.3 (1.5)	5,122	44.7 (1.5)	5,240	43.6 (1.1)	5,126	27.5 (1.0)	5,008	25.4 (0.8)	4,516	22.6 (0.9)	4,302	24.1 (1.1)
광주	3,076	45.8 (1.3)	3,846	41.9 (1.0)	4,076	41.9 (1.1)	4,011	38.7 (1.3)	4,110	24.5 (0.8)	4,024	20.9 (0.7)	3,309	20.2 (1.0)	3,149	20.4 (1.2)
대전	2,958	49.8 (1.3)	3,798	47.2 (1.5)	3,870	44.7 (1.5)	4,011	42.3 (1.3)	3,948	25.3 (1.2)	3,874	22.3 (1.0)	3,003	19.6 (0.9)	2,975	20.9 (1.2)
울산	2,691	50.9 (1.2)	3,561	44.3 (1.4)	3,723	42.3 (1.3)	3,665	41.6 (1.1)	3,635	23.9 (0.7)	3,478	20.9 (1.1)	2,913	19.3 (0.8)	2,518	20.2 (1.4)
경기	6,859	49.5 (1.0)	8,291	44.8 (1.1)	8,761	43.0 (0.9)	9,332	42.2 (0.8)	9,430	26.2 (0.8)	9,044	23.1 (0.7)	14,427	23.3 (0.5)	15,658	23.0 (0.5)
강원	2,635	55.4 (1.2)	3,402	50.7 (1.4)	3,352	49.6 (2.0)	3,520	47.2 (1.8)	3,553	27.6 (1.8)	3,447	25.8 (1.5)	2,722	24.3 (1.5)	2,486	27.0 (1.1)
충북	2,784	49.6 (1.7)	3,424	45.8 (1.6)	3,601	47.1 (1.8)	3,657	42.7 (2.0)	3,636	26.8 (1.1)	3,500	25.3 (1.1)	2,973	25.7 (1.5)	2,753	23.1 (1.6)
충남	2,868	54.5 (1.2)	3,624	50.4 (2.1)	3,740	49.4 (1.6)	3,910	44.9 (1.9)	3,852	29.0 (1.4)	3,869	26.3 (1.2)	3,457	25.9 (1.7)	3,264	24.3 (1.4)
전북	2,858	50.8 (1.2)	3,336	48.0 (1.6)	3,548	47.7 (1.9)	3,757	44.0 (1.4)	3,799	26.7 (1.2)	3,778	25.3 (1.4)	3,382	23.2 (1.2)	3,133	22.7 (0.8)
전남	2,929	51.6 (1.9)	3,564	45.7 (1.5)	3,661	48.7 (1.5)	3,581	43.9 (1.6)	3,381	28.8 (1.1)	3,381	26.3 (1.4)	3,434	25.1 (1.2)	2,906	26.1 (1.2)
경북	3,523	51.8 (1.7)	4,266	47.1 (1.7)	4,497	44.2 (2.0)	4,589	40.2 (1.7)	4,589	24.5 (1.4)	4,515	22.4 (1.4)	4,028	21.4 (1.0)	3,755	21.1 (1.8)
경남	3,947	51.0 (1.6)	4,848	47.1 (1.5)	5,014	43.0 (1.8)	4,849	43.3 (1.8)	4,933	26.9 (1.7)	4,810	25.9 (1.6)	4,733	23.0 (1.6)	4,920	23.4 (1.0)
제주	2,037	52.7 (1.2)	2,562	49.0 (1.1)	2,638	47.7 (1.8)	2,485	46.4 (1.6)	2,336	28.2 (1.7)	2,329	25.6 (1.5)	1,795	25.5 (1.1)	1,743	26.5 (1.9)
<b>남학생</b>																
전 체	29,873	56.5 (0.4)	37,204	52.6 (0.4)	39,466	51.9 (0.4)	39,278	50.8 (0.4)	39,612	32.0 (0.4)	38,391	29.4 (0.4)	37,873	28.5 (0.3)	38,221	27.8 (0.3)
<b>학 년</b>																
중1	6,280	52.2 (0.7)	6,916	48.8 (0.7)	7,102	49.5 (0.8)	6,893	50.1 (0.8)	6,933	34.0 (0.7)	6,519	30.9 (0.8)	6,548	28.2 (0.7)	6,364	27.6 (0.7)
중2	6,118	56.7 (0.7)	6,405	54.2 (0.8)	6,810	55.9 (1.0)	6,938	53.8 (0.7)	6,965	36.7 (0.7)	6,620	35.8 (0.9)	6,413	31.7 (0.6)	6,394	29.7 (0.6)
중3	5,836	59.8 (0.8)	6,299	56.3 (0.8)	6,709	56.3 (0.7)	6,900	54.9 (0.7)	7,035	35.8 (0.7)	6,817	32.7 (0.8)	6,589	33.0 (0.7)	6,525	33.2 (0.7)
고1	5,898	57.3 (0.9)	6,039	50.7 (0.9)	6,602	49.4 (1.0)	6,674	49.9 (0.9)	6,890	28.2 (0.8)	6,229	26.4 (0.9)	6,386	26.6 (0.7)	6,606	26.0 (0.7)
고2	5,741	57.0 (1.0)	6,005	52.4 (0.9)	6,199	50.0 (0.9)	6,067	46.6 (0.9)	6,104	28.5 (0.9)	6,273	25.0 (0.8)	5,954	25.4 (0.7)	6,221	26.5 (0.8)
고3	-	-	5,540	53.1 (1.1)	6,044	49.5 (0.8)	5,806	48.7 (0.9)	5,685	28.3 (0.8)	5,933	25.7 (0.8)	5,983	26.4 (0.7)	6,111	24.1 (0.7)
<b>학교급</b>																
중학교	18,234	56.1 (0.5)	19,620	53.1 (0.5)	20,621	53.9 (0.5)	20,731	52.9 (0.4)	20,933	35.5 (0.4)	19,956	33.1 (0.5)	19,550	31.0 (0.4)	19,283	30.2 (0.4)
고등학교	11,639	57.2 (0.7)	17,584	52.1 (0.6)	18,845	49.6 (0.6)	18,547	48.4 (0.6)	18,679	28.3 (0.6)	18,435	25.7 (0.5)	18,323	26.2 (0.5)	18,938	25.6 (0.5)
일반계고	8,177	54.5 (0.9)	12,186	48.1 (0.7)	13,278	46.0 (0.8)	14,247	45.3 (0.7)	14,278	25.6 (0.6)	14,042	23.1 (0.5)	13,946	24.3 (0.5)	14,458	23.7 (0.5)
특성화계고	3,462	64.2 (1.2)	5,398	62.0 (1.0)	5,567	59.3 (0.7)	4,300	57.1 (0.8)	4,401	36.5 (0.9)	4,393	34.0 (1.3)	4,377	32.3 (0.9)	4,480	31.7 (1.0)


※최근 7일 동안 3회 이상 라면이나 컵라면을 먹은 사람의 분율

※설문문항 및 응답보기 수정('09, '10, '11년)으로 연도비교 시 주의



(계속: 주3회 이상 라면 섭취율)

(단위: %)

구 분	'05		'06		'07		'08		'09		'10		'11		'12	
	N	분율(표준오차)	N	분율(표준오차)	N	분율(표준오차)	N	분율(표준오차)	N	분율(표준오차)	N	분율(표준오차)	N	분율(표준오차)	N	분율(표준오차)
<b>지 역</b>																
서울	3,401	58.0 (1.0)	4,008	53.5 (1.0)	4,403	52.6 (1.0)	4,122	52.2 (0.9)	4,224	32.2 (0.8)	4,018	29.6 (0.8)	5,428	28.2 (0.8)	5,266	27.3 (0.6)
부산	2,218	56.1 (1.4)	2,895	50.5 (1.2)	2,903	50.7 (1.2)	2,793	49.9 (1.7)	2,748	30.6 (1.1)	2,804	29.7 (1.4)	2,781	28.4 (1.2)	2,807	24.8 (1.1)
대구	2,129	56.0 (1.3)	2,647	51.8 (1.3)	2,626	51.7 (1.1)	2,618	51.1 (1.3)	2,682	29.0 (1.3)	2,650	26.0 (0.9)	2,391	26.7 (1.1)	2,624	23.8 (1.1)
인천	2,101	58.8 (1.5)	2,481	54.2 (1.3)	2,576	53.0 (2.4)	2,830	50.1 (1.1)	2,792	33.8 (1.2)	2,566	30.7 (1.2)	2,183	28.2 (1.1)	2,237	30.7 (0.9)
광주	1,612	50.6 (1.4)	2,095	46.3 (1.4)	2,193	48.5 (1.2)	2,183	46.0 (1.5)	2,253	29.4 (1.4)	2,149	25.0 (1.3)	1,714	24.1 (1.4)	1,689	25.0 (1.9)
대전	1,649	55.7 (1.0)	2,221	52.8 (1.1)	2,262	49.8 (1.9)	2,088	49.4 (1.5)	2,230	30.0 (1.8)	2,110	26.9 (1.4)	1,554	23.6 (1.3)	1,694	24.8 (1.6)
울산	1,379	56.2 (1.3)	1,786	51.0 (1.1)	1,949	48.1 (1.6)	1,994	48.3 (1.0)	2,098	29.6 (1.1)	2,170	26.0 (1.4)	1,453	23.6 (1.4)	1,329	24.1 (1.6)
경기	3,405	55.2 (1.0)	4,080	51.6 (1.0)	4,572	50.1 (0.9)	4,928	51.2 (0.9)	5,071	32.8 (0.9)	4,825	29.9 (1.1)	7,226	29.8 (0.7)	7,677	28.9 (0.7)
강원	1,318	59.3 (1.5)	1,726	56.1 (2.0)	1,708	57.9 (1.8)	1,927	53.3 (2.1)	1,885	32.4 (2.1)	1,771	30.6 (2.5)	1,360	30.7 (2.4)	1,235	29.0 (1.8)
충북	1,500	55.2 (1.6)	1,788	51.5 (2.0)	1,965	54.5 (1.5)	2,006	49.3 (1.6)	2,008	31.5 (1.8)	1,861	30.1 (2.0)	1,396	33.5 (1.6)	1,493	27.4 (2.2)
충남	1,511	59.2 (1.9)	1,827	56.1 (1.7)	1,960	57.8 (1.8)	1,981	54.1 (1.3)	1,963	34.8 (1.5)	1,975	31.0 (1.7)	1,792	33.0 (2.1)	1,680	31.6 (1.9)
전북	1,448	53.4 (2.0)	1,727	53.2 (2.2)	1,907	53.3 (2.4)	1,997	49.8 (1.4)	1,983	30.7 (2.6)	2,005	31.3 (1.6)	1,638	28.8 (1.6)	1,470	26.8 (1.6)
전남	1,383	56.5 (2.0)	1,764	53.1 (1.8)	1,856	55.7 (1.6)	1,810	50.9 (2.2)	1,734	33.2 (2.2)	1,752	31.4 (3.0)	1,623	28.6 (1.9)	1,436	32.9 (2.1)
경북	1,848	57.3 (2.4)	2,301	54.7 (1.7)	2,616	52.3 (1.9)	2,272	46.4 (2.4)	2,182	30.4 (2.0)	2,136	27.8 (1.9)	2,010	26.4 (1.7)	2,034	26.5 (1.8)
경남	1,909	58.0 (1.4)	2,538	53.3 (1.4)	2,688	50.1 (1.5)	2,352	51.6 (1.2)	2,426	33.2 (2.1)	2,318	30.6 (2.0)	2,419	28.9 (1.1)	2,570	29.1 (1.5)
제주	1,062	56.7 (1.7)	1,320	54.8 (1.3)	1,282	54.4 (2.8)	1,377	52.9 (1.8)	1,333	34.3 (1.5)	1,281	30.3 (1.4)	905	30.1 (1.4)	980	30.7 (1.4)
 <b>여학생</b>																
전 체	28,350	44.6 (0.5)	34,200	38.5 (0.5)	35,232	36.5 (0.5)	35,960	34.8 (0.4)	35,454	19.5 (0.4)	34,847	17.3 (0.3)	37,770	16.1 (0.3)	35,965	16.7 (0.3)
<b>학 년</b>																
중1	5,886	45.0 (1.0)	5,960	40.8 (0.9)	5,933	37.3 (0.9)	6,144	36.8 (0.9)	5,781	23.5 (0.7)	5,949	20.5 (0.7)	6,180	18.4 (0.6)	5,998	20.0 (0.6)
중2	5,880	46.4 (0.8)	5,979	40.6 (0.8)	6,039	41.6 (0.9)	6,118	38.6 (0.7)	5,903	23.0 (0.7)	5,879	19.5 (0.7)	6,490	19.9 (0.6)	5,990	20.4 (0.5)
중3	5,548	47.1 (1.0)	5,861	40.8 (0.8)	6,227	39.2 (0.7)	5,950	37.2 (0.7)	5,792	19.9 (0.7)	5,786	17.8 (0.7)	6,254	18.7 (0.6)	6,026	18.9 (0.6)
고1	5,571	42.0 (1.1)	5,585	35.2 (1.0)	6,207	31.2 (1.0)	6,046	30.5 (1.2)	5,587	16.1 (0.8)	5,792	14.6 (0.7)	6,183	14.1 (0.6)	5,845	13.5 (0.6)
고2	5,465	41.5 (1.2)	5,445	37.5 (1.2)	5,397	31.6 (1.0)	6,308	31.2 (0.9)	6,323	15.2 (0.8)	5,851	14.1 (0.7)	6,554	11.8 (0.5)	6,094	14.0 (0.5)
고3	-	-	5,370	35.0 (1.2)	5,429	37.3 (1.0)	5,394	34.6 (1.0)	6,068	19.4 (0.7)	5,590	16.9 (0.7)	6,109	13.9 (0.5)	6,012	13.4 (0.6)
<b>학교급</b>																
중학교	17,314	46.2 (0.6)	17,800	40.7 (0.6)	18,199	39.4 (0.5)	18,212	37.5 (0.4)	17,476	22.2 (0.5)	17,614	19.3 (0.4)	18,924	19.0 (0.4)	18,014	19.7 (0.3)
고등학교	11,036	41.8 (0.9)	16,400	35.9 (0.8)	17,033	33.3 (0.7)	17,748	32.0 (0.7)	17,978	16.9 (0.5)	17,233	15.2 (0.5)	18,846	13.3 (0.4)	17,951	13.6 (0.4)
일 반 계 고	7,624	37.0 (1.0)	11,319	31.3 (0.8)	11,773	28.8 (0.8)	12,561	28.2 (0.7)	13,102	14.2 (0.5)	12,803	12.8 (0.5)	13,332	11.4 (0.4)	13,985	11.6 (0.3)
특성화계고	3,412	54.5 (1.8)	5,081	48.2 (1.6)	5,260	45.9 (1.3)	5,187	43.5 (1.3)	4,876	25.5 (1.3)	4,430	23.5 (1.1)	5,514	19.8 (0.8)	3,966	20.7 (1.1)
<b>지 역</b>																
서울	3,203	45.3 (1.2)	3,847	37.7 (1.2)	3,999	35.8 (1.0)	3,955	37.1 (1.2)	3,983	18.3 (0.8)	3,830	15.4 (0.8)	5,927	14.8 (0.6)	6,107	15.2 (0.6)
부산	2,078	43.3 (1.4)	2,300	37.7 (1.7)	2,627	36.0 (1.6)	2,708	36.7 (1.3)	2,720	20.4 (1.2)	2,499	17.4 (1.3)	2,376	15.7 (0.8)	2,132	16.8 (1.2)
대구	1,980	41.9 (1.3)	2,306	37.0 (1.4)	2,537	36.4 (1.1)	2,435	33.3 (1.2)	2,381	17.4 (1.0)	2,380	16.0 (1.0)	2,048	14.2 (1.0)	1,688	15.0 (1.1)
인천	1,948	45.8 (2.3)	2,398	37.5 (1.8)	2,546	35.6 (1.5)	2,410	36.4 (1.3)	2,334	20.6 (1.0)	2,442	19.6 (0.9)	2,333	16.5 (1.2)	2,065	17.0 (1.0)
광주	1,464	40.5 (1.7)	1,751	37.1 (1.6)	1,883	34.7 (1.4)	1,828	30.8 (1.4)	1,857	19.3 (1.6)	1,875	16.4 (1.6)	1,595	16.0 (1.8)	1,460	15.4 (1.4)
대전	1,309	43.2 (1.7)	1,577	40.8 (2.5)	1,608	38.9 (2.1)	1,923	34.3 (1.5)	1,718	20.0 (1.4)	1,764	17.2 (1.0)	1,449	15.2 (0.9)	1,281	16.5 (1.6)
울산	1,312	44.5 (1.7)	1,775	36.1 (1.6)	1,774	35.3 (1.8)	1,671	33.6 (1.5)	1,537	17.0 (0.9)	1,308	15.0 (1.2)	1,460	14.2 (1.4)	1,189	15.6 (1.6)
경기	3,454	43.1 (1.6)	4,211	37.4 (1.4)	4,189	35.2 (1.3)	4,404	32.4 (0.9)	4,359	18.9 (1.0)	4,219	15.8 (0.8)	7,201	16.3 (0.5)	7,981	16.5 (0.5)
강원	1,317	51.3 (2.1)	1,676	44.8 (1.9)	1,644	40.4 (2.7)	1,593	40.3 (2.2)	1,668	22.2 (2.1)	1,676	20.4 (1.1)	1,362	17.3 (1.4)	1,251	24.8 (2.5)
충북	1,284	43.3 (2.6)	1,636	39.3 (1.8)	1,636	38.8 (2.1)	1,651	35.3 (3.2)	1,628	21.4 (1.4)	1,639	19.9 (0.8)	1,577	17.0 (1.7)	1,260	18.4 (1.6)
충남	1,357	49.3 (1.9)	1,797	44.0 (2.9)	1,780	40.0 (1.4)	1,929	34.6 (1.7)	1,889	22.4 (1.9)	1,894	21.1 (1.5)	1,665	18.0 (1.3)	1,584	16.3 (1.5)
전북	1,410	48.0 (1.6)	1,609	42.2 (2.4)	1,641	41.7 (2.1)	1,760	37.6 (1.7)	1,816	22.3 (1.3)	1,773	18.8 (1.7)	1,744	17.0 (1.5)	1,663	18.4 (1.3)
전남	1,546	46.0 (2.7)	1,800	37.6 (2.1)	1,805	41.0 (2.3)	1,771	36.3 (1.8)	1,647	23.9 (1.7)	1,629	20.8 (1.8)	1,811	21.3 (2.1)	1,470	18.7 (1.8)
경북	1,675	45.1 (1.4)	1,965	37.9 (1.5)	1,881	34.3 (2.1)	2,317	32.9 (1.8)	2,407	17.6 (1.2)	2,379	16.0 (1.4)	2,018	15.5 (1.4)	1,721	14.9 (1.9)
경남	2,038	43.4 (1.7)	2,310	39.8 (1.9)	2,326	34.7 (2.0)	2,497	33.5 (1.9)	2,507	19.5 (2.0)	2,492	20.4 (1.4)	2,314	16.2 (1.9)	2,350	17.0 (0.9)
제주	975	48.2 (1.3)	1,242	42.6 (1.2)	1,356	40.5 (2.1)	1,108	39.4 (1.9)	1,003	21.6 (2.3)	1,048	20.4 (1.7)	890	20.4 (1.0)	763	21.9 (2.6)

제3부

식  
습  
관



결과표48. 주3회 이상 과자 섭취율

(단위: %)

구 분	'05		'06		'07		'08		'09		'10		'11		'12	
	N	분율(표준오차)	N	분율(표준오차)	N	분율(표준오차)	N	분율(표준오차)	N	분율(표준오차)	N	분율(표준오차)	N	분율(표준오차)	N	분율(표준오차)
<b>전 체</b>																
전 체	58,223	73.5 (0.3)	71,403	69.3 (0.3)	74,698	69.3 (0.3)	75,238	66.4 (0.3)	75,066	46.1 (0.3)	73,238	42.6 (0.3)	75,643	39.4 (0.3)	74,186	39.5 (0.3)
<b>학 년</b>																
중1	12,166	71.7 (0.4)	12,876	65.0 (0.6)	13,035	65.8 (0.6)	13,037	62.6 (0.7)	12,714	43.9 (0.6)	12,468	40.1 (0.6)	12,728	35.8 (0.6)	12,362	37.9 (0.5)
중2	11,998	73.2 (0.5)	12,384	67.7 (0.7)	12,849	67.9 (0.5)	13,056	64.3 (0.5)	12,868	44.8 (0.6)	12,499	41.4 (0.6)	12,903	38.9 (0.6)	12,384	39.9 (0.6)
중3	11,384	73.4 (0.6)	12,160	69.1 (0.5)	12,936	69.1 (0.6)	12,850	65.2 (0.5)	12,827	44.1 (0.6)	12,603	40.2 (0.6)	12,843	37.4 (0.5)	12,551	39.5 (0.5)
고1	11,469	75.7 (0.6)	11,623	72.3 (0.6)	12,809	72.1 (0.6)	12,720	69.7 (0.6)	12,477	47.0 (0.6)	12,021	45.1 (0.7)	12,569	41.3 (0.7)	12,451	40.3 (0.6)
고2	11,206	73.7 (0.6)	11,450	71.3 (0.6)	11,596	70.4 (0.7)	12,375	68.4 (0.6)	12,427	48.1 (0.8)	12,124	43.8 (0.8)	12,508	40.2 (0.6)	12,315	39.7 (0.6)
고3	-	-	10,910	71.6 (0.7)	11,473	71.3 (0.6)	11,200	68.6 (0.6)	11,753	48.7 (0.9)	11,523	44.9 (0.7)	12,092	42.3 (0.6)	12,123	40.0 (0.6)
<b>학교급</b>																
중학교	35,548	72.7 (0.3)	37,420	67.3 (0.4)	38,820	67.6 (0.4)	38,943	64.1 (0.4)	38,409	44.3 (0.4)	37,570	40.6 (0.4)	38,474	37.4 (0.4)	37,297	39.1 (0.4)
고등학교	22,675	74.7 (0.5)	33,983	71.7 (0.4)	35,878	71.3 (0.4)	36,295	68.9 (0.4)	36,657	47.9 (0.5)	35,668	44.6 (0.5)	37,169	41.3 (0.4)	36,889	40.0 (0.4)
일반계고	15,801	74.9 (0.6)	23,505	72.1 (0.5)	25,051	71.7 (0.5)	26,808	69.2 (0.5)	27,380	48.9 (0.6)	26,845	45.5 (0.6)	27,278	41.9 (0.5)	28,443	40.5 (0.5)
특성화계고	6,874	74.3 (0.9)	10,478	70.9 (0.7)	10,827	70.2 (0.6)	9,487	68.0 (0.6)	9,277	44.9 (1.1)	8,823	41.7 (0.8)	9,891	39.4 (0.8)	8,446	38.1 (1.0)
<b>지 역</b>																
서울	6,604	68.8 (0.7)	7,855	65.2 (0.8)	8,402	66.0 (0.7)	8,077	62.4 (0.6)	8,207	41.2 (0.7)	7,848	38.5 (0.7)	11,355	35.9 (0.6)	11,373	35.2 (0.7)
부산	4,296	73.9 (0.9)	5,195	71.5 (0.9)	5,530	70.1 (0.7)	5,501	68.5 (0.8)	5,468	46.6 (0.8)	5,303	44.0 (1.0)	5,157	42.1 (1.1)	4,939	44.5 (1.1)
대구	4,109	72.4 (1.0)	4,953	68.6 (1.0)	5,163	66.5 (1.0)	5,053	63.7 (1.0)	5,063	43.1 (1.2)	5,030	39.6 (1.0)	4,439	40.4 (1.0)	4,312	39.8 (0.9)
인천	4,049	71.7 (0.9)	4,878	66.2 (0.8)	5,122	66.4 (0.9)	5,240	62.2 (0.9)	5,126	42.5 (0.8)	5,008	40.4 (1.1)	4,516	36.1 (1.2)	4,302	34.5 (0.9)
광주	3,076	77.8 (0.9)	3,846	71.6 (1.0)	4,076	74.0 (0.8)	4,011	71.4 (0.9)	4,110	50.2 (1.6)	4,024	46.5 (1.6)	3,309	44.5 (1.7)	3,149	43.2 (1.1)
대전	2,958	72.1 (1.4)	3,798	68.9 (1.0)	3,870	69.7 (1.0)	4,011	65.4 (0.8)	3,948	44.5 (1.0)	3,874	40.6 (1.0)	3,003	36.7 (1.4)	2,975	37.5 (1.1)
울산	2,691	74.6 (1.0)	3,561	69.7 (0.9)	3,723	70.9 (0.7)	3,665	67.9 (1.1)	3,635	46.5 (0.9)	3,478	42.7 (1.2)	2,913	40.4 (1.3)	2,518	45.3 (1.7)
경기	6,859	72.5 (0.6)	8,291	67.1 (0.7)	8,761	67.6 (0.8)	9,332	64.8 (0.8)	9,430	44.2 (0.9)	9,044	40.8 (0.8)	14,427	35.9 (0.6)	15,658	36.6 (0.5)
강원	2,635	78.8 (1.1)	3,402	74.2 (0.9)	3,352	73.5 (1.1)	3,520	71.4 (1.1)	3,553	50.1 (1.4)	3,447	45.2 (1.6)	2,722	42.4 (1.7)	2,486	39.7 (2.3)
충북	2,784	75.3 (1.0)	3,424	71.8 (0.9)	3,601	70.7 (0.9)	3,657	67.1 (0.7)	3,636	46.9 (1.2)	3,500	43.5 (1.2)	2,973	41.3 (1.8)	2,753	40.9 (1.5)
충남	2,868	75.2 (1.0)	3,624	70.6 (1.2)	3,740	71.6 (1.3)	3,910	67.6 (1.1)	3,852	48.4 (1.0)	3,869	42.7 (1.7)	3,457	39.4 (1.9)	3,264	40.3 (1.6)
전북	2,858	77.6 (0.7)	3,336	74.5 (1.5)	3,548	75.4 (1.5)	3,757	70.3 (1.5)	3,799	52.6 (1.7)	3,778	48.1 (1.1)	3,382	43.1 (1.4)	3,133	42.5 (1.5)
전남	2,929	80.9 (1.3)	3,564	76.2 (1.3)	3,661	77.5 (1.0)	3,581	75.0 (1.6)	3,381	56.7 (2.4)	3,381	54.6 (1.7)	3,434	49.2 (1.9)	2,906	49.1 (1.0)
경북	3,523	75.1 (1.4)	4,266	72.8 (1.0)	4,497	70.0 (1.2)	4,589	72.0 (1.2)	4,589	50.2 (1.2)	4,515	47.1 (1.3)	4,028	43.9 (1.2)	3,755	45.2 (1.2)
경남	3,947	78.1 (1.1)	4,848	74.6 (1.0)	5,014	73.1 (0.9)	4,849	69.3 (1.0)	4,933	52.6 (1.5)	4,810	46.2 (1.4)	4,733	44.9 (1.4)	4,920	44.3 (1.2)
제주	2,037	77.3 (1.5)	2,562	73.9 (0.8)	2,638	71.5 (1.1)	2,485	70.7 (1.0)	2,336	50.0 (1.3)	2,329	46.8 (1.7)	1,795	42.7 (1.9)	1,743	45.0 (1.8)
<b>남학생</b>																
전 체	29,873	70.8 (0.4)	37,203	67.8 (0.4)	39,466	67.2 (0.4)	39,278	64.1 (0.4)	39,612	42.7 (0.4)	38,391	39.1 (0.4)	37,873	36.2 (0.3)	38,221	36.0 (0.3)
<b>학 년</b>																
중1	6,280	68.3 (0.6)	6,916	63.0 (0.7)	7,102	63.3 (0.8)	6,893	59.6 (0.9)	6,933	40.4 (0.7)	6,519	36.4 (0.7)	6,548	33.0 (0.7)	6,364	33.9 (0.7)
중2	6,118	71.0 (0.8)	6,405	66.0 (0.8)	6,810	65.4 (0.7)	6,938	62.4 (0.7)	6,965	41.3 (0.8)	6,620	38.6 (0.8)	6,413	35.2 (0.7)	6,394	35.5 (0.7)
중3	5,836	71.9 (0.8)	6,299	69.6 (0.8)	6,709	67.2 (0.9)	6,900	63.9 (0.7)	7,035	41.1 (0.8)	6,817	37.8 (0.8)	6,589	35.2 (0.6)	6,525	37.3 (0.8)
고1	5,898	72.4 (0.8)	6,038	70.0 (0.8)	6,602	70.0 (0.7)	6,674	67.6 (0.9)	6,890	43.8 (0.8)	6,229	40.8 (0.9)	6,386	37.0 (0.8)	6,606	36.3 (0.7)
고2	5,741	70.9 (0.8)	6,005	69.8 (0.8)	6,199	68.2 (0.8)	6,067	65.3 (0.8)	6,104	45.0 (1.2)	6,273	39.7 (1.0)	5,954	36.7 (0.8)	6,221	36.7 (0.8)
고3	-	-	5,540	69.5 (1.2)	6,044	69.6 (0.8)	5,806	65.9 (0.8)	5,685	45.2 (1.2)	5,933	41.6 (1.0)	5,983	39.6 (0.8)	6,111	36.3 (0.8)
<b>학교급</b>																
중학교	18,234	70.4 (0.5)	19,620	66.2 (0.5)	20,621	65.3 (0.5)	20,731	62.0 (0.5)	20,933	40.9 (0.4)	19,956	37.6 (0.5)	19,550	34.5 (0.5)	19,283	35.6 (0.4)
고등학교	11,639	71.6 (0.6)	17,583	69.7 (0.6)	18,845	69.3 (0.5)	18,547	66.3 (0.5)	18,679	44.6 (0.7)	18,435	40.7 (0.6)	18,323	37.8 (0.5)	18,938	36.4 (0.5)
일반계고	8,177	72.1 (0.8)	12,186	70.3 (0.7)	13,278	69.7 (0.6)	14,247	66.7 (0.6)	14,278	45.9 (0.9)	14,042	41.2 (0.7)	13,946	38.4 (0.6)	14,458	37.2 (0.6)
특성화계고	3,462	70.4 (1.1)	5,397	68.3 (1.0)	5,567	68.2 (0.8)	4,300	65.2 (0.9)	4,401	41.0 (1.1)	4,393	38.8 (1.1)	4,377	35.8 (1.1)	4,480	33.9 (1.0)

※최근 7일 동안 3회 이상 과자를 먹은 사람의 분율

※설문문항 및 응답보기 수정('09, '10, '11년)으로 연도비교 시 주의



(계속: 주3회 이상 과자 섭취율)

(단위: %)

구 분	'05		'06		'07		'08		'09		'10		'11		'12	
	N	분율(표준오차)	N	분율(표준오차)	N	분율(표준오차)	N	분율(표준오차)	N	분율(표준오차)	N	분율(표준오차)	N	분율(표준오차)	N	분율(표준오차)
<b>지 역</b>																
서울	3,401	66.5 (0.9)	4,008	63.2 (1.1)	4,403	63.7 (0.8)	4,122	60.7 (0.7)	4,224	37.9 (0.9)	4,018	35.6 (1.0)	5,428	32.5 (0.7)	5,266	31.3 (0.7)
부산	2,218	70.3 (1.1)	2,895	69.1 (0.9)	2,903	67.6 (0.9)	2,793	64.5 (0.9)	2,748	43.3 (1.0)	2,804	39.7 (1.0)	2,781	38.5 (1.2)	2,807	39.3 (1.2)
대구	2,129	68.3 (1.1)	2,647	66.0 (1.1)	2,626	63.7 (1.2)	2,618	60.9 (1.1)	2,682	38.0 (1.2)	2,650	35.6 (1.3)	2,391	35.5 (1.0)	2,624	35.6 (0.8)
인천	2,101	69.0 (1.1)	2,480	65.8 (1.0)	2,576	64.2 (0.9)	2,830	59.3 (1.1)	2,792	39.8 (0.9)	2,566	36.4 (1.4)	2,183	34.4 (1.3)	2,237	33.7 (1.2)
광주	1,612	74.2 (0.8)	2,095	69.9 (1.4)	2,193	71.7 (1.1)	2,183	68.0 (1.1)	2,253	46.4 (2.2)	2,149	39.5 (0.9)	1,714	38.7 (1.5)	1,689	40.4 (1.5)
대전	1,649	67.9 (1.3)	2,221	67.6 (1.0)	2,262	67.6 (1.2)	2,088	63.8 (1.0)	2,230	40.7 (1.2)	2,110	38.3 (1.2)	1,554	33.7 (1.3)	1,694	35.3 (1.5)
울산	1,379	71.9 (1.2)	1,786	69.5 (1.2)	1,949	69.0 (0.9)	1,994	64.8 (1.0)	2,098	42.7 (1.1)	2,170	38.3 (1.3)	1,453	36.7 (1.5)	1,329	40.7 (2.0)
경기	3,405	71.2 (1.0)	4,080	66.4 (1.0)	4,572	65.6 (1.0)	4,928	63.0 (1.1)	5,071	41.7 (1.2)	4,825	38.1 (0.8)	7,226	33.4 (0.7)	7,677	33.4 (0.6)
강원	1,318	76.5 (1.7)	1,726	73.9 (1.0)	1,708	70.9 (1.5)	1,927	69.1 (1.3)	1,885	46.9 (1.9)	1,771	41.8 (2.0)	1,360	39.7 (1.2)	1,235	37.5 (3.4)
충북	1,500	71.4 (1.5)	1,788	70.4 (0.9)	1,965	67.8 (1.1)	2,006	64.7 (1.0)	2,008	42.9 (1.2)	1,861	40.8 (1.4)	1,396	38.1 (2.0)	1,493	36.1 (1.3)
충남	1,511	72.6 (1.2)	1,827	69.0 (1.5)	1,960	71.1 (1.6)	1,981	65.6 (1.0)	1,963	45.7 (1.1)	1,975	38.3 (2.1)	1,792	37.4 (3.0)	1,680	39.1 (1.8)
전북	1,448	75.9 (1.2)	1,727	74.2 (1.8)	1,907	71.6 (2.0)	1,997	66.4 (1.8)	1,983	50.4 (3.0)	2,005	45.6 (2.0)	1,638	40.2 (1.5)	1,470	39.3 (1.8)
전남	1,383	78.5 (1.8)	1,764	72.1 (1.5)	1,856	77.2 (1.1)	1,810	71.5 (1.4)	1,734	51.2 (2.0)	1,752	50.7 (1.5)	1,623	44.8 (2.4)	1,436	44.7 (1.5)
경북	1,848	70.5 (2.0)	2,301	70.4 (1.0)	2,616	67.5 (1.4)	2,272	69.0 (1.5)	2,182	46.6 (1.6)	2,136	43.6 (1.7)	2,010	40.3 (1.2)	2,034	40.7 (1.7)
경남	1,909	75.6 (1.3)	2,538	73.0 (1.5)	2,688	71.5 (1.2)	2,352	67.7 (1.1)	2,426	48.2 (1.4)	2,318	41.9 (1.5)	2,419	40.8 (1.6)	2,570	39.3 (1.6)
제주	1,062	72.4 (2.0)	1,320	71.5 (1.2)	1,282	68.8 (1.3)	1,377	68.6 (1.0)	1,333	47.5 (1.2)	1,281	43.6 (1.6)	905	39.1 (1.6)	980	41.3 (2.2)
<b>여학생</b>																
전 체	28,350	76.4 (0.4)	34,200	71.0 (0.4)	35,232	71.8 (0.4)	35,960	69.1 (0.4)	35,454	49.9 (0.4)	34,847	46.4 (0.5)	37,770	43.0 (0.4)	35,965	43.4 (0.4)
<b>학 년</b>																
중1	5,886	75.5 (0.8)	5,960	67.3 (0.9)	5,933	68.6 (0.9)	6,144	65.9 (0.9)	5,781	47.9 (0.9)	5,949	44.1 (1.0)	6,180	39.0 (0.8)	5,998	42.2 (0.8)
중2	5,880	75.6 (0.7)	5,979	69.6 (0.8)	6,039	70.8 (0.7)	6,118	66.6 (0.8)	5,903	48.9 (0.9)	5,879	44.6 (0.9)	6,490	42.9 (0.8)	5,990	44.6 (0.8)
중3	5,548	75.0 (0.8)	5,861	68.4 (0.8)	6,227	71.2 (0.7)	5,950	66.7 (0.7)	5,792	47.7 (1.0)	5,786	42.9 (0.8)	6,254	39.9 (0.8)	6,026	41.9 (0.7)
고1	5,571	79.5 (0.7)	5,585	75.1 (0.9)	6,207	74.4 (0.9)	6,046	72.1 (0.9)	5,587	50.7 (0.9)	5,792	50.0 (1.0)	6,183	46.1 (1.0)	5,845	44.8 (0.8)
고2	5,465	76.9 (0.9)	5,445	73.0 (1.0)	5,397	73.0 (1.0)	6,308	71.9 (0.8)	6,323	51.5 (1.0)	5,851	48.5 (1.2)	6,554	44.2 (0.8)	6,094	43.1 (0.9)
고3	-	- -	5,370	73.9 (1.0)	5,429	73.3 (0.9)	5,394	71.7 (0.8)	6,068	52.6 (1.2)	5,590	48.6 (1.0)	6,109	45.5 (1.0)	6,012	44.1 (1.0)
<b>학교급</b>																
중학교	17,314	75.4 (0.5)	17,800	68.5 (0.5)	18,199	70.2 (0.5)	18,212	66.4 (0.5)	17,476	48.1 (0.5)	17,614	43.9 (0.6)	18,924	40.6 (0.5)	18,014	42.9 (0.5)
고등학교	11,036	78.2 (0.6)	16,400	74.0 (0.6)	17,033	73.6 (0.6)	17,748	71.9 (0.6)	17,978	51.6 (0.7)	17,233	49.0 (0.7)	18,846	45.3 (0.6)	17,951	44.0 (0.6)
일 반 계 고	7,624	78.0 (0.8)	11,319	74.0 (0.7)	11,773	74.0 (0.8)	12,561	72.1 (0.7)	13,102	52.2 (0.8)	12,803	50.2 (0.9)	13,332	45.8 (0.7)	13,985	44.2 (0.7)
특성화계고	3,412	78.8 (1.1)	5,081	74.0 (1.0)	5,260	72.5 (0.9)	5,187	71.3 (0.7)	4,876	49.7 (1.4)	4,430	45.1 (1.0)	5,514	43.6 (1.1)	3,966	43.1 (1.6)
<b>지 역</b>																
서울	3,203	71.2 (1.1)	3,847	67.4 (1.0)	3,999	68.5 (0.9)	3,955	64.2 (1.0)	3,983	44.8 (0.9)	3,830	41.7 (0.9)	5,927	39.6 (0.8)	6,107	39.5 (0.8)
부산	2,078	78.1 (1.1)	2,300	74.3 (1.4)	2,627	73.1 (0.9)	2,708	73.3 (1.0)	2,720	50.5 (1.0)	2,499	49.0 (1.3)	2,376	46.4 (1.6)	2,132	50.5 (1.6)
대구	1,980	77.6 (1.0)	2,306	71.8 (1.4)	2,537	70.1 (1.1)	2,435	67.2 (1.2)	2,381	49.2 (1.4)	2,380	44.4 (1.3)	2,048	46.1 (1.1)	1,688	44.5 (1.2)
인천	1,948	74.7 (1.2)	2,398	66.6 (1.3)	2,546	68.9 (1.1)	2,410	65.3 (1.0)	2,334	45.5 (1.4)	2,442	44.7 (1.5)	2,333	37.9 (2.2)	2,065	35.4 (1.3)
광주	1,464	81.8 (1.2)	1,751	73.5 (1.5)	1,883	76.4 (0.9)	1,828	75.1 (1.0)	1,857	54.4 (1.4)	1,875	54.1 (2.0)	1,595	50.8 (2.2)	1,460	46.2 (1.2)
대전	1,309	76.7 (1.8)	1,577	70.5 (1.8)	1,608	72.0 (1.2)	1,923	67.1 (1.2)	1,718	48.8 (1.5)	1,764	43.2 (1.1)	1,449	40.0 (2.2)	1,281	39.8 (1.7)
울산	1,312	77.8 (1.2)	1,775	69.9 (1.2)	1,774	73.1 (1.3)	1,671	71.5 (1.4)	1,537	51.0 (1.1)	1,308	47.9 (1.7)	1,460	44.8 (1.6)	1,189	50.6 (2.2)
경기	3,454	74.0 (0.9)	4,211	67.8 (1.0)	4,189	69.8 (1.1)	4,404	66.9 (0.9)	4,359	47.1 (1.1)	4,219	43.7 (1.2)	7,201	38.5 (0.7)	7,981	40.0 (0.7)
강원	1,317	81.3 (1.4)	1,676	74.5 (1.4)	1,644	76.4 (1.0)	1,593	73.9 (1.5)	1,668	53.6 (1.7)	1,676	49.0 (2.7)	1,362	45.4 (2.4)	1,251	42.2 (2.6)
충북	1,284	79.7 (1.8)	1,636	73.4 (1.4)	1,636	74.0 (1.1)	1,651	69.8 (0.8)	1,628	51.5 (2.7)	1,639	46.5 (1.6)	1,577	45.0 (2.9)	1,260	46.1 (1.5)
충남	1,357	78.1 (1.1)	1,797	72.5 (1.4)	1,780	72.2 (1.5)	1,929	69.8 (1.7)	1,889	51.3 (1.6)	1,894	47.6 (1.8)	1,665	41.5 (1.2)	1,584	41.8 (2.3)
전북	1,410	79.5 (1.0)	1,609	74.7 (2.1)	1,641	79.6 (1.4)	1,760	74.5 (1.8)	1,816	55.1 (2.0)	1,773	50.8 (1.7)	1,744	46.3 (1.7)	1,663	45.9 (1.8)
전남	1,546	83.6 (1.2)	1,800	80.7 (1.6)	1,805	77.9 (1.6)	1,771	78.8 (1.4)	1,647	62.7 (2.2)	1,629	58.9 (2.2)	1,811	54.0 (1.8)	1,470	53.8 (1.8)
경북	1,675	80.6 (1.2)	1,965	75.8 (1.6)	1,881	73.2 (1.8)	2,317	75.6 (1.5)	2,407	54.6 (1.5)	2,379	51.2 (1.3)	2,018	48.1 (2.0)	1,721	50.4 (1.2)
경남	2,038	80.7 (1.1)	2,310	76.4 (1.4)	2,326	74.9 (1.3)	2,497	71.1 (1.7)	2,507	57.7 (2.2)	2,492	51.2 (2.2)	2,314	49.6 (1.6)	2,350	50.0 (1.9)
제주	975	82.8 (1.1)	1,242	76.5 (1.1)	1,356	74.4 (1.6)	1,108	72.9 (1.2)	1,003	52.8 (2.0)	1,048	50.3 (1.8)	890	46.7 (2.1)	763	49.1 (1.9)



결과표49. 연간 영양 및 식사습관 교육 경험률

(단위: %)


구 분	'05			'06			'07			'08			'09			'10			'11			'12		
	N	분율(표준오차)		N	분율(표준오차)		N	분율(표준오차)		N	분율(표준오차)		N	분율(표준오차)		N	분율(표준오차)		N	분율(표준오차)		N	분율(표준오차)	
<b>전 체</b>																								
전 체	-	-	-	-	-	-	-	-	-	-	-	-	-	-	-	73,238	37.9 (0.4)		75,643	36.5 (0.4)		74,186	36.2 (0.4)	
<b>학 년</b>																								
중1	-	-	-	-	-	-	-	-	-	-	-	-	-	-	-	12,468	59.7 (0.7)		12,728	56.4 (0.7)		12,362	56.1 (0.7)	
중2	-	-	-	-	-	-	-	-	-	-	-	-	-	-	-	12,499	43.3 (0.8)		12,903	46.1 (0.7)		12,384	50.3 (0.8)	
중3	-	-	-	-	-	-	-	-	-	-	-	-	-	-	-	12,603	42.5 (0.8)		12,843	40.9 (0.8)		12,551	36.1 (0.6)	
고1	-	-	-	-	-	-	-	-	-	-	-	-	-	-	-	12,021	35.1 (0.9)		12,569	34.1 (0.7)		12,451	32.1 (0.7)	
고2	-	-	-	-	-	-	-	-	-	-	-	-	-	-	-	12,124	28.3 (0.8)		12,508	24.1 (0.6)		12,315	25.1 (0.7)	
고3	-	-	-	-	-	-	-	-	-	-	-	-	-	-	-	11,523	18.4 (0.8)		12,092	18.4 (0.5)		12,123	19.1 (0.5)	
<b>학교급</b>																								
중학교	-	-	-	-	-	-	-	-	-	-	-	-	-	-	-	37,570	48.4 (0.5)		38,474	47.6 (0.5)		37,297	47.2 (0.5)	
고등학교	-	-	-	-	-	-	-	-	-	-	-	-	-	-	-	35,668	27.3 (0.6)		37,169	25.6 (0.4)		36,889	25.5 (0.4)	
일반계고	-	-	-	-	-	-	-	-	-	-	-	-	-	-	-	26,845	26.6 (0.7)		27,278	24.1 (0.5)		28,443	24.8 (0.5)	
특성화계고	-	-	-	-	-	-	-	-	-	-	-	-	-	-	-	8,823	29.7 (0.9)		9,891	30.7 (0.9)		8,446	27.9 (1.0)	
<b>지 역</b>																								
서울	-	-	-	-	-	-	-	-	-	-	-	-	-	-	-	7,848	38.8 (1.0)		11,355	40.3 (0.9)		11,373	39.7 (0.8)	
부산	-	-	-	-	-	-	-	-	-	-	-	-	-	-	-	5,303	40.7 (1.3)		5,157	37.7 (1.1)		4,939	37.4 (1.3)	
대구	-	-	-	-	-	-	-	-	-	-	-	-	-	-	-	5,030	38.0 (1.3)		4,439	36.1 (1.3)		4,312	36.8 (1.3)	
인천	-	-	-	-	-	-	-	-	-	-	-	-	-	-	-	5,008	36.3 (1.3)		4,516	36.0 (1.2)		4,302	32.8 (1.4)	
광주	-	-	-	-	-	-	-	-	-	-	-	-	-	-	-	4,024	40.9 (1.5)		3,309	39.4 (1.4)		3,149	36.2 (1.2)	
대전	-	-	-	-	-	-	-	-	-	-	-	-	-	-	-	3,874	34.8 (1.6)		3,003	33.0 (1.3)		2,975	33.8 (1.9)	
울산	-	-	-	-	-	-	-	-	-	-	-	-	-	-	-	3,478	36.8 (1.5)		2,913	36.2 (1.9)		2,518	35.2 (1.6)	
경기	-	-	-	-	-	-	-	-	-	-	-	-	-	-	-	9,044	36.7 (1.0)		14,427	35.4 (0.7)		15,658	35.4 (0.7)	
강원	-	-	-	-	-	-	-	-	-	-	-	-	-	-	-	3,447	36.3 (2.0)		2,722	31.4 (2.7)		2,486	31.2 (1.7)	
충북	-	-	-	-	-	-	-	-	-	-	-	-	-	-	-	3,500	34.6 (2.1)		2,973	36.5 (1.9)		2,753	33.0 (2.4)	
충남	-	-	-	-	-	-	-	-	-	-	-	-	-	-	-	3,869	39.5 (2.9)		3,457	31.6 (1.5)		3,264	33.7 (1.2)	
전북	-	-	-	-	-	-	-	-	-	-	-	-	-	-	-	3,778	39.8 (2.4)		3,382	32.7 (1.4)		3,133	39.1 (2.4)	
전남	-	-	-	-	-	-	-	-	-	-	-	-	-	-	-	3,381	41.4 (1.4)		3,434	36.7 (3.2)		2,906	33.9 (1.9)	
경북	-	-	-	-	-	-	-	-	-	-	-	-	-	-	-	4,515	36.8 (2.0)		4,028	37.3 (2.0)		3,755	32.8 (2.0)	
경남	-	-	-	-	-	-	-	-	-	-	-	-	-	-	-	4,810	36.8 (1.5)		4,733	36.9 (1.9)		4,920	39.1 (1.9)	
제주	-	-	-	-	-	-	-	-	-	-	-	-	-	-	-	2,329	40.9 (1.4)		1,795	39.6 (2.5)		1,743	37.4 (2.7)	
<b>남학생</b>																								
전 체	-	-	-	-	-	-	-	-	-	-	-	-	-	-	-	38,391	40.5 (0.5)		37,873	38.7 (0.5)		38,221	39.0 (0.5)	
<b>학 년</b>																								
중1	-	-	-	-	-	-	-	-	-	-	-	-	-	-	-	6,519	62.4 (0.8)		6,548	56.8 (0.9)		6,364	57.0 (0.9)	
중2	-	-	-	-	-	-	-	-	-	-	-	-	-	-	-	6,620	46.2 (1.0)		6,413	48.2 (0.9)		6,394	52.1 (0.8)	
중3	-	-	-	-	-	-	-	-	-	-	-	-	-	-	-	6,817	45.3 (0.9)		6,589	43.1 (0.9)		6,525	40.2 (0.9)	
고1	-	-	-	-	-	-	-	-	-	-	-	-	-	-	-	6,229	37.7 (1.0)		6,386	37.4 (0.9)		6,606	36.1 (0.8)	
고2	-	-	-	-	-	-	-	-	-	-	-	-	-	-	-	6,273	31.0 (0.9)		5,954	27.2 (0.9)		6,221	28.9 (0.9)	
고3	-	-	-	-	-	-	-	-	-	-	-	-	-	-	-	5,933	20.6 (0.9)		5,983	21.0 (0.7)		6,111	21.5 (0.7)	
<b>학교급</b>																								
중학교	-	-	-	-	-	-	-	-	-	-	-	-	-	-	-	19,956	51.1 (0.6)		19,550	49.2 (0.6)		19,283	49.6 (0.5)	
고등학교	-	-	-	-	-	-	-	-	-	-	-	-	-	-	-	18,435	29.9 (0.6)		18,323	28.6 (0.6)		18,938	28.9 (0.5)	
일반계고	-	-	-	-	-	-	-	-	-	-	-	-	-	-	-	14,042	28.8 (0.7)		13,946	26.9 (0.6)		14,458	28.1 (0.6)	
특성화계고	-	-	-	-	-	-	-	-	-	-	-	-	-	-	-	4,393	33.1 (1.1)		4,377	34.3 (1.4)		4,480	31.5 (0.9)	

※ 최근 12개월 동안 학교에서(수업시간, 방송교육, 강당에서의 교육 등 모두 포함) 영양 및 식사습관에 대한 교육을 받은 적이 있는 사람의 분율



(계속: 연간 영양 및 식사습관 교육 경험률)

(단위: %)

구 분	'05			'06			'07			'08			'09			'10			'11			'12		
	N	분	일(표준오차)	N	분	일(표준오차)	N	분	일(표준오차)	N	분	일(표준오차)	N	분	일(표준오차)	N	분	일(표준오차)	N	분	일(표준오차)	N	분	일(표준오차)
<b>지 역</b>																								
서울	-	-	-	-	-	-	-	-	-	-	-	-	-	-	-	4,018	40.8	(1.4)	5,428	41.5	(1.2)	5,266	41.5	(1.3)
부산	-	-	-	-	-	-	-	-	-	-	-	-	-	-	-	2,804	44.2	(2.1)	2,781	38.7	(1.4)	2,807	40.8	(1.7)
대구	-	-	-	-	-	-	-	-	-	-	-	-	-	-	-	2,650	39.7	(1.9)	2,391	38.9	(1.9)	2,624	37.9	(1.5)
인천	-	-	-	-	-	-	-	-	-	-	-	-	-	-	-	2,566	37.2	(1.9)	2,183	38.9	(1.8)	2,237	35.8	(1.8)
광주	-	-	-	-	-	-	-	-	-	-	-	-	-	-	-	2,149	44.0	(1.9)	1,714	41.1	(2.4)	1,689	39.9	(1.8)
대전	-	-	-	-	-	-	-	-	-	-	-	-	-	-	-	2,110	39.5	(2.1)	1,554	34.7	(1.9)	1,694	37.5	(2.7)
울산	-	-	-	-	-	-	-	-	-	-	-	-	-	-	-	2,170	38.5	(1.9)	1,453	38.7	(2.5)	1,329	37.1	(2.6)
경기	-	-	-	-	-	-	-	-	-	-	-	-	-	-	-	4,825	39.7	(1.0)	7,226	38.4	(0.9)	7,677	39.1	(0.8)
강원	-	-	-	-	-	-	-	-	-	-	-	-	-	-	-	1,771	40.0	(2.1)	1,360	32.6	(4.3)	1,235	32.5	(2.1)
충북	-	-	-	-	-	-	-	-	-	-	-	-	-	-	-	1,861	40.4	(1.8)	1,396	38.0	(2.5)	1,493	37.3	(3.6)
충남	-	-	-	-	-	-	-	-	-	-	-	-	-	-	-	1,975	42.9	(4.6)	1,792	32.9	(2.7)	1,680	35.5	(2.1)
전북	-	-	-	-	-	-	-	-	-	-	-	-	-	-	-	2,005	39.7	(3.1)	1,638	35.1	(2.2)	1,470	39.5	(3.2)
전남	-	-	-	-	-	-	-	-	-	-	-	-	-	-	-	1,752	45.8	(1.6)	1,623	40.4	(3.6)	1,436	37.8	(1.8)
경북	-	-	-	-	-	-	-	-	-	-	-	-	-	-	-	2,136	37.9	(3.2)	2,010	38.8	(2.5)	2,034	37.0	(2.1)
경남	-	-	-	-	-	-	-	-	-	-	-	-	-	-	-	2,318	39.6	(1.9)	2,419	40.3	(2.6)	2,570	41.1	(2.6)
제주	-	-	-	-	-	-	-	-	-	-	-	-	-	-	-	1,281	41.1	(2.0)	905	40.7	(1.8)	980	42.8	(3.8)
 <b>여학생</b>																								
전 체	-	-	-	-	-	-	-	-	-	-	-	-	-	-	-	34,847	35.0	(0.6)	37,770	34.1	(0.5)	35,965	33.1	(0.6)
<b>학 년</b>																								
중1	-	-	-	-	-	-	-	-	-	-	-	-	-	-	-	5,949	56.7	(1.0)	6,180	55.9	(0.9)	5,998	55.0	(1.1)
중2	-	-	-	-	-	-	-	-	-	-	-	-	-	-	-	5,879	40.0	(1.0)	6,490	43.8	(0.9)	5,990	48.5	(1.3)
중3	-	-	-	-	-	-	-	-	-	-	-	-	-	-	-	5,786	39.4	(1.1)	6,254	38.4	(1.0)	6,026	31.6	(0.8)
고1	-	-	-	-	-	-	-	-	-	-	-	-	-	-	-	5,792	32.1	(1.3)	6,183	30.4	(1.0)	5,845	27.7	(1.0)
고2	-	-	-	-	-	-	-	-	-	-	-	-	-	-	-	5,851	25.2	(1.3)	6,554	20.5	(0.8)	6,094	20.8	(0.8)
고3	-	-	-	-	-	-	-	-	-	-	-	-	-	-	-	5,590	16.1	(1.0)	6,109	15.5	(0.7)	6,012	16.5	(0.8)
<b>학교급</b>																								
중학교	-	-	-	-	-	-	-	-	-	-	-	-	-	-	-	17,614	45.3	(0.6)	18,924	45.9	(0.6)	18,014	44.7	(0.8)
고등학교	-	-	-	-	-	-	-	-	-	-	-	-	-	-	-	17,233	24.4	(0.9)	18,846	22.2	(0.6)	17,951	21.7	(0.6)
일 반 계 고	-	-	-	-	-	-	-	-	-	-	-	-	-	-	-	12,803	24.1	(1.1)	13,332	21.0	(0.7)	13,985	21.1	(0.6)
특성화계고	-	-	-	-	-	-	-	-	-	-	-	-	-	-	-	4,430	25.5	(1.1)	5,514	26.3	(1.0)	3,966	23.7	(1.6)
<b>지 역</b>																								
서울	-	-	-	-	-	-	-	-	-	-	-	-	-	-	-	3,830	36.6	(1.7)	5,927	39.0	(1.5)	6,107	37.7	(1.3)
부산	-	-	-	-	-	-	-	-	-	-	-	-	-	-	-	2,499	36.6	(1.9)	2,376	36.5	(1.9)	2,132	33.4	(2.4)
대구	-	-	-	-	-	-	-	-	-	-	-	-	-	-	-	2,380	36.0	(1.9)	2,048	33.0	(2.1)	1,688	35.5	(2.1)
인천	-	-	-	-	-	-	-	-	-	-	-	-	-	-	-	2,442	35.4	(2.3)	2,333	32.7	(2.1)	2,065	29.5	(2.6)
광주	-	-	-	-	-	-	-	-	-	-	-	-	-	-	-	1,875	37.5	(2.5)	1,595	37.7	(2.4)	1,460	32.2	(2.4)
대전	-	-	-	-	-	-	-	-	-	-	-	-	-	-	-	1,764	29.6	(2.1)	1,449	31.1	(1.9)	1,281	29.6	(2.9)
울산	-	-	-	-	-	-	-	-	-	-	-	-	-	-	-	1,308	34.9	(2.1)	1,460	33.2	(2.8)	1,189	33.1	(2.2)
경기	-	-	-	-	-	-	-	-	-	-	-	-	-	-	-	4,219	33.5	(1.6)	7,201	32.1	(0.9)	7,981	31.5	(1.0)
강원	-	-	-	-	-	-	-	-	-	-	-	-	-	-	-	1,676	32.3	(3.3)	1,362	30.0	(2.6)	1,251	29.9	(3.4)
충북	-	-	-	-	-	-	-	-	-	-	-	-	-	-	-	1,639	28.2	(3.7)	1,577	34.8	(2.5)	1,260	28.2	(3.8)
충남	-	-	-	-	-	-	-	-	-	-	-	-	-	-	-	1,894	35.7	(2.6)	1,665	30.1	(2.1)	1,584	31.7	(2.0)
전북	-	-	-	-	-	-	-	-	-	-	-	-	-	-	-	1,773	39.8	(4.4)	1,744	30.0	(2.5)	1,663	38.6	(2.7)
전남	-	-	-	-	-	-	-	-	-	-	-	-	-	-	-	1,629	36.5	(1.9)	1,811	32.6	(3.5)	1,470	29.7	(3.5)
경북	-	-	-	-	-	-	-	-	-	-	-	-	-	-	-	2,379	35.4	(2.2)	2,018	35.5	(2.8)	1,721	28.0	(3.8)
경남	-	-	-	-	-	-	-	-	-	-	-	-	-	-	-	2,492	33.5	(2.2)	2,314	32.9	(2.8)	2,350	36.8	(3.8)
제주	-	-	-	-	-	-	-	-	-	-	-	-	-	-	-	1,048	40.8	(3.1)	890	38.4	(5.0)	763	31.5	(3.8)



결과표50. 앞좌석 안전벨트 미착용률

(단위: %)

구 분	'05			'06			'07			'08			'09			'10			'11			'12		
	N	분율(표준오차)		N	분율(표준오차)		N	분율(표준오차)		N	분율(표준오차)		N	분율(표준오차)		N	분율(표준오차)		N	분율(표준오차)		N	분율(표준오차)	
<b>전 체</b>																								
전 체	-	-	-	-	-	-	-	-	-	-	-	-	65,408	36.3 (0.3)		65,276	34.5 (0.3)		67,729	32.0 (0.3)		66,966	33.6 (0.3)	
<b>학 년</b>																								
중1	-	-	-	-	-	-	-	-	-	-	-	-	10,901	31.4 (0.6)		11,072	29.4 (0.5)		11,258	26.7 (0.5)		11,036	27.9 (0.6)	
중2	-	-	-	-	-	-	-	-	-	-	-	-	11,100	35.0 (0.6)		11,009	32.3 (0.6)		11,414	29.5 (0.5)		11,116	31.1 (0.5)	
중3	-	-	-	-	-	-	-	-	-	-	-	-	11,122	36.1 (0.6)		11,143	34.9 (0.6)		11,451	30.4 (0.5)		11,301	32.8 (0.5)	
고1	-	-	-	-	-	-	-	-	-	-	-	-	11,063	37.9 (0.6)		10,860	35.5 (0.7)		11,448	34.4 (0.5)		11,339	35.1 (0.6)	
고2	-	-	-	-	-	-	-	-	-	-	-	-	10,948	36.9 (0.6)		10,948	35.8 (0.6)		11,316	34.7 (0.6)		11,223	36.0 (0.6)	
고3	-	-	-	-	-	-	-	-	-	-	-	-	10,274	40.6 (0.6)		10,244	39.2 (0.7)		10,842	35.6 (0.6)		10,951	37.8 (0.6)	
<b>학교급</b>																								
중학교	-	-	-	-	-	-	-	-	-	-	-	-	33,123	34.2 (0.4)		33,224	32.2 (0.4)		34,123	28.9 (0.3)		33,453	30.7 (0.4)	
고등학교	-	-	-	-	-	-	-	-	-	-	-	-	32,285	38.4 (0.4)		32,052	36.8 (0.4)		33,606	34.9 (0.4)		33,513	36.3 (0.4)	
일반계고	-	-	-	-	-	-	-	-	-	-	-	-	24,123	35.3 (0.5)		24,147	34.2 (0.4)		24,648	32.1 (0.4)		25,863	33.8 (0.5)	
특성화계고	-	-	-	-	-	-	-	-	-	-	-	-	8,162	48.1 (1.0)		7,905	45.3 (1.1)		8,958	43.9 (0.8)		7,650	44.8 (0.8)	
<b>지 역</b>																								
서울	-	-	-	-	-	-	-	-	-	-	-	-	6,851	33.2 (0.7)		6,791	31.4 (0.8)		9,876	27.4 (0.5)		10,011	29.7 (0.7)	
부산	-	-	-	-	-	-	-	-	-	-	-	-	4,657	36.8 (1.0)		4,643	34.6 (0.7)		4,516	31.3 (0.7)		4,363	31.7 (0.9)	
대구	-	-	-	-	-	-	-	-	-	-	-	-	4,390	32.0 (0.8)		4,467	29.8 (0.8)		3,984	28.7 (0.6)		3,893	29.3 (1.1)	
인천	-	-	-	-	-	-	-	-	-	-	-	-	4,409	38.6 (0.8)		4,450	34.2 (1.0)		4,005	30.9 (0.9)		3,899	32.4 (0.9)	
광주	-	-	-	-	-	-	-	-	-	-	-	-	3,629	35.7 (0.7)		3,621	29.5 (0.6)		2,957	30.9 (0.8)		2,863	32.7 (0.9)	
대전	-	-	-	-	-	-	-	-	-	-	-	-	3,426	25.7 (0.9)		3,477	27.3 (0.9)		2,691	24.8 (1.1)		2,684	27.7 (1.0)	
울산	-	-	-	-	-	-	-	-	-	-	-	-	3,178	26.2 (1.0)		3,086	25.8 (0.8)		2,600	24.1 (0.7)		2,269	25.6 (1.1)	
경기	-	-	-	-	-	-	-	-	-	-	-	-	8,273	36.4 (0.7)		8,004	35.9 (0.6)		12,956	31.5 (0.6)		14,116	33.8 (0.6)	
강원	-	-	-	-	-	-	-	-	-	-	-	-	3,189	35.2 (1.8)		3,147	35.1 (1.6)		2,525	39.2 (1.5)		2,293	39.9 (1.7)	
충북	-	-	-	-	-	-	-	-	-	-	-	-	3,246	24.9 (1.2)		3,194	24.3 (1.4)		2,693	26.6 (1.1)		2,520	28.7 (1.1)	
충남	-	-	-	-	-	-	-	-	-	-	-	-	3,362	40.3 (1.6)		3,485	37.7 (1.4)		3,147	35.2 (1.4)		2,972	40.9 (1.2)	
전북	-	-	-	-	-	-	-	-	-	-	-	-	3,356	50.5 (1.1)		3,370	47.0 (1.4)		3,039	44.6 (1.4)		2,878	46.5 (1.3)	
전남	-	-	-	-	-	-	-	-	-	-	-	-	3,027	45.1 (1.6)		3,062	40.6 (1.9)		3,135	37.7 (1.9)		2,701	40.0 (1.6)	
경북	-	-	-	-	-	-	-	-	-	-	-	-	4,080	40.1 (1.3)		4,087	37.0 (1.3)		3,696	39.7 (1.3)		3,433	35.6 (2.1)	
경남	-	-	-	-	-	-	-	-	-	-	-	-	4,279	38.7 (1.6)		4,296	38.4 (1.2)		4,277	34.6 (1.6)		4,483	34.3 (1.0)	
제주	-	-	-	-	-	-	-	-	-	-	-	-	2,056	55.7 (1.3)		2,096	53.6 (1.2)		1,632	48.0 (1.3)		1,588	50.1 (2.6)	
<b>남학생</b>																								
전 체	-	-	-	-	-	-	-	-	-	-	-	-	34,667	35.4 (0.4)		34,431	33.6 (0.4)		34,051	31.5 (0.3)		34,684	33.5 (0.4)	
<b>학 년</b>																								
중1	-	-	-	-	-	-	-	-	-	-	-	-	5,934	29.2 (0.7)		5,814	28.5 (0.7)		5,818	25.7 (0.7)		5,688	27.3 (0.7)	
중2	-	-	-	-	-	-	-	-	-	-	-	-	6,059	33.2 (0.7)		5,847	31.2 (0.8)		5,678	28.5 (0.7)		5,742	29.6 (0.7)	
중3	-	-	-	-	-	-	-	-	-	-	-	-	6,124	35.4 (0.8)		6,079	33.5 (0.8)		5,886	28.8 (0.7)		5,922	32.1 (0.7)	
고1	-	-	-	-	-	-	-	-	-	-	-	-	6,142	37.4 (0.9)		5,691	33.7 (0.9)		5,844	34.0 (0.7)		6,035	36.0 (0.8)	
고2	-	-	-	-	-	-	-	-	-	-	-	-	5,410	38.0 (0.9)		5,705	35.1 (0.9)		5,451	35.3 (0.8)		5,721	36.8 (0.8)	
고3	-	-	-	-	-	-	-	-	-	-	-	-	4,998	39.3 (0.9)		5,295	39.5 (1.0)		5,374	35.9 (0.8)		5,576	38.4 (0.9)	
<b>학교급</b>																								
중학교	-	-	-	-	-	-	-	-	-	-	-	-	18,117	32.6 (0.5)		17,740	31.1 (0.5)		17,382	27.7 (0.4)		17,352	29.7 (0.5)	
고등학교	-	-	-	-	-	-	-	-	-	-	-	-	16,550	38.2 (0.6)		16,691	36.0 (0.6)		16,669	35.1 (0.5)		17,332	37.1 (0.6)	
일반계고	-	-	-	-	-	-	-	-	-	-	-	-	12,650	34.6 (0.7)		12,695	33.1 (0.6)		12,641	32.3 (0.6)		13,215	34.1 (0.6)	
특성화계고	-	-	-	-	-	-	-	-	-	-	-	-	3,900	48.8 (1.2)		3,996	45.0 (1.6)		4,028	43.7 (1.2)		4,117	46.9 (1.0)	

※승용차나 택시 앞좌석 탑승 경험자 중에서 안전벨트를 ‘가끔 매는 편’ 또는 ‘전혀 매지 않는’ 사람의 분율



(계속: 앞좌석 안전벨트 미착용률)

(단위: %)

구 분	'05			'06			'07			'08			'09			'10			'11			'12		
	N	분	입(표준오차)	N	분	입(표준오차)	N	분	입(표준오차)	N	분	입(표준오차)	N	분	입(표준오차)	N	분	입(표준오차)	N	분	입(표준오차)	N	분	입(표준오차)
<b>지 역</b>																								
서울	-	-	-	-	-	-	-	-	-	-	-	-	3,565	31.9	(0.9)	3,513	30.7	(1.2)	4,746	26.5	(0.8)	4,653	29.5	(0.9)
부산	-	-	-	-	-	-	-	-	-	-	-	-	2,381	37.1	(1.5)	2,481	34.4	(1.0)	2,444	32.0	(0.9)	2,514	31.9	(1.1)
대구	-	-	-	-	-	-	-	-	-	-	-	-	2,333	31.5	(1.1)	2,387	30.7	(1.2)	2,171	30.2	(0.7)	2,385	29.4	(1.6)
인천	-	-	-	-	-	-	-	-	-	-	-	-	2,399	38.7	(1.2)	2,324	32.3	(1.6)	1,949	31.4	(1.4)	2,043	31.3	(1.2)
광주	-	-	-	-	-	-	-	-	-	-	-	-	2,004	33.9	(2.0)	1,961	26.9	(0.9)	1,555	29.0	(0.8)	1,551	32.3	(1.7)
대전	-	-	-	-	-	-	-	-	-	-	-	-	1,940	24.5	(1.3)	1,900	27.7	(1.2)	1,405	24.9	(1.3)	1,547	26.6	(1.2)
울산	-	-	-	-	-	-	-	-	-	-	-	-	1,852	25.6	(1.0)	1,936	26.2	(0.9)	1,299	23.9	(0.8)	1,210	26.4	(1.4)
경기	-	-	-	-	-	-	-	-	-	-	-	-	4,417	35.8	(0.9)	4,268	34.9	(0.8)	6,524	30.7	(0.7)	6,963	33.5	(0.8)
강원	-	-	-	-	-	-	-	-	-	-	-	-	1,692	33.7	(2.5)	1,608	33.2	(1.7)	1,250	39.3	(2.5)	1,142	39.1	(1.8)
충북	-	-	-	-	-	-	-	-	-	-	-	-	1,801	25.2	(1.5)	1,703	23.5	(1.6)	1,247	26.3	(1.7)	1,358	29.7	(1.7)
충남	-	-	-	-	-	-	-	-	-	-	-	-	1,723	39.4	(2.4)	1,790	36.8	(1.7)	1,628	35.4	(1.4)	1,537	42.1	(1.4)
전북	-	-	-	-	-	-	-	-	-	-	-	-	1,757	49.1	(1.6)	1,786	44.7	(1.9)	1,477	42.4	(2.2)	1,348	46.3	(1.9)
전남	-	-	-	-	-	-	-	-	-	-	-	-	1,574	43.8	(2.5)	1,602	38.9	(3.7)	1,484	35.6	(2.1)	1,347	38.6	(1.6)
경북	-	-	-	-	-	-	-	-	-	-	-	-	1,946	40.1	(1.8)	1,923	35.1	(1.5)	1,842	39.1	(1.3)	1,854	36.6	(2.5)
경남	-	-	-	-	-	-	-	-	-	-	-	-	2,117	35.9	(2.0)	2,090	37.9	(1.5)	2,216	34.7	(1.9)	2,348	35.4	(1.5)
제주	-	-	-	-	-	-	-	-	-	-	-	-	1,166	56.3	(2.2)	1,159	52.5	(2.0)	814	46.0	(2.2)	884	51.9	(4.2)
<b>여학생</b>																								
전 체	-	-	-	-	-	-	-	-	-	-	-	-	30,741	37.3	(0.4)	30,845	35.6	(0.4)	33,678	32.5	(0.4)	32,282	33.6	(0.4)
<b>학 년</b>																								
중1	-	-	-	-	-	-	-	-	-	-	-	-	4,967	33.9	(1.0)	5,258	30.3	(0.7)	5,440	27.8	(0.7)	5,348	28.7	(0.7)
중2	-	-	-	-	-	-	-	-	-	-	-	-	5,041	37.0	(0.9)	5,162	33.5	(1.0)	5,736	30.6	(0.8)	5,374	32.8	(0.7)
중3	-	-	-	-	-	-	-	-	-	-	-	-	4,998	36.9	(0.8)	5,064	36.5	(0.9)	5,565	32.2	(0.7)	5,379	33.5	(0.8)
고1	-	-	-	-	-	-	-	-	-	-	-	-	4,921	38.4	(1.0)	5,169	37.6	(1.1)	5,604	34.8	(0.8)	5,304	34.1	(0.8)
고2	-	-	-	-	-	-	-	-	-	-	-	-	5,538	35.7	(0.9)	5,243	36.5	(0.8)	5,865	34.0	(0.8)	5,502	35.2	(0.8)
고3	-	-	-	-	-	-	-	-	-	-	-	-	5,276	42.0	(0.9)	4,949	38.9	(1.0)	5,468	35.2	(0.8)	5,375	37.1	(0.8)
<b>학교급</b>																								
중학교	-	-	-	-	-	-	-	-	-	-	-	-	15,006	35.9	(0.6)	15,484	33.5	(0.6)	16,741	30.2	(0.5)	16,101	31.7	(0.5)
고등학교	-	-	-	-	-	-	-	-	-	-	-	-	15,735	38.7	(0.6)	15,361	37.7	(0.6)	16,937	34.7	(0.6)	16,181	35.5	(0.6)
일 반 계 고	-	-	-	-	-	-	-	-	-	-	-	-	11,473	36.0	(0.7)	11,452	35.3	(0.7)	12,007	31.9	(0.6)	12,648	33.5	(0.6)
특성화계고	-	-	-	-	-	-	-	-	-	-	-	-	4,262	47.3	(1.4)	3,909	45.6	(1.4)	4,930	44.2	(1.1)	3,533	42.2	(1.2)
<b>지 역</b>																								
서울	-	-	-	-	-	-	-	-	-	-	-	-	3,286	34.8	(1.1)	3,278	32.1	(1.0)	5,130	28.3	(0.7)	5,358	29.9	(0.8)
부산	-	-	-	-	-	-	-	-	-	-	-	-	2,276	36.5	(1.0)	2,162	34.9	(1.4)	2,072	30.4	(0.9)	1,849	31.4	(1.4)
대구	-	-	-	-	-	-	-	-	-	-	-	-	2,057	32.5	(1.3)	2,080	28.7	(1.1)	1,813	27.0	(1.1)	1,508	29.2	(1.1)
인천	-	-	-	-	-	-	-	-	-	-	-	-	2,010	38.5	(1.1)	2,126	36.2	(0.9)	2,056	30.3	(1.2)	1,856	33.7	(1.5)
광주	-	-	-	-	-	-	-	-	-	-	-	-	1,625	37.7	(1.3)	1,660	32.4	(1.1)	1,402	33.0	(1.5)	1,312	33.1	(1.0)
대전	-	-	-	-	-	-	-	-	-	-	-	-	1,486	27.0	(1.1)	1,577	26.8	(1.2)	1,286	24.8	(1.6)	1,137	29.0	(1.6)
울산	-	-	-	-	-	-	-	-	-	-	-	-	1,326	27.0	(1.3)	1,150	25.3	(1.5)	1,301	24.3	(1.0)	1,059	24.6	(1.6)
경기	-	-	-	-	-	-	-	-	-	-	-	-	3,856	37.0	(0.9)	3,736	36.9	(1.0)	6,432	32.4	(0.8)	7,153	34.1	(0.7)
강원	-	-	-	-	-	-	-	-	-	-	-	-	1,497	36.9	(1.5)	1,539	37.2	(1.8)	1,275	39.0	(1.6)	1,151	40.8	(2.8)
충북	-	-	-	-	-	-	-	-	-	-	-	-	1,445	24.5	(1.6)	1,491	25.2	(1.9)	1,446	26.9	(1.2)	1,162	27.6	(1.6)
충남	-	-	-	-	-	-	-	-	-	-	-	-	1,639	41.2	(1.7)	1,695	38.8	(1.6)	1,519	34.9	(1.9)	1,435	39.5	(2.1)
전북	-	-	-	-	-	-	-	-	-	-	-	-	1,599	52.2	(1.2)	1,584	49.5	(1.6)	1,562	47.0	(2.2)	1,530	46.8	(1.8)
전남	-	-	-	-	-	-	-	-	-	-	-	-	1,453	46.4	(2.5)	1,460	42.6	(1.4)	1,651	40.0	(2.2)	1,354	41.6	(2.3)
경북	-	-	-	-	-	-	-	-	-	-	-	-	2,134	40.0	(2.0)	2,164	39.2	(1.6)	1,854	40.4	(2.3)	1,579	34.5	(2.7)
경남	-	-	-	-	-	-	-	-	-	-	-	-	2,162	42.2	(1.5)	2,206	39.1	(2.1)	2,061	34.5	(1.9)	2,135	33.0	(1.2)
제주	-	-	-	-	-	-	-	-	-	-	-	-	890	55.1	(1.4)	937	54.9	(2.3)	818	50.1	(2.5)	704	48.0	(2.9)



결과표51. 뒷좌석 안전벨트 미착용률

(단위: %)

구 분	'05			'06			'07			'08			'09			'10			'11			'12		
	N	분율(표준오차)		N	분율(표준오차)		N	분율(표준오차)		N	분율(표준오차)		N	분율(표준오차)		N	분율(표준오차)		N	분율(표준오차)		N	분율(표준오차)	
<b>전 체</b>																								
전 체	-	-	-	-	-	-	-	-	-	-	-	-	71,874	89.5 (0.2)		70,669	87.0 (0.2)		73,067	84.3 (0.2)		71,959	83.1 (0.2)	
<b>학 년</b>																								
중1	-	-	-	-	-	-	-	-	-	-	-	-	12,292	85.1 (0.4)		12,121	81.7 (0.5)		12,395	78.0 (0.4)		12,037	75.7 (0.5)	
중2	-	-	-	-	-	-	-	-	-	-	-	-	12,349	87.7 (0.5)		12,048	85.0 (0.5)		12,442	81.2 (0.4)		12,016	79.5 (0.5)	
중3	-	-	-	-	-	-	-	-	-	-	-	-	12,234	89.4 (0.4)		12,130	86.5 (0.4)		12,360	83.0 (0.5)		12,145	82.6 (0.4)	
고1	-	-	-	-	-	-	-	-	-	-	-	-	11,942	91.6 (0.4)		11,645	89.3 (0.4)		12,186	87.3 (0.4)		12,093	84.8 (0.4)	
고2	-	-	-	-	-	-	-	-	-	-	-	-	11,883	91.6 (0.4)		11,703	89.4 (0.5)		12,114	87.6 (0.4)		11,971	86.8 (0.4)	
고3	-	-	-	-	-	-	-	-	-	-	-	-	11,174	91.9 (0.4)		11,022	90.3 (0.4)		11,570	88.4 (0.4)		11,697	88.6 (0.4)	
<b>학교급</b>																								
중학교	-	-	-	-	-	-	-	-	-	-	-	-	36,875	87.4 (0.3)		36,299	84.4 (0.3)		37,197	80.8 (0.3)		36,198	79.3 (0.3)	
고등학교	-	-	-	-	-	-	-	-	-	-	-	-	34,999	91.7 (0.3)		34,370	89.7 (0.3)		35,870	87.8 (0.3)		35,761	86.7 (0.3)	
일반계고	-	-	-	-	-	-	-	-	-	-	-	-	26,171	91.9 (0.3)		25,903	89.8 (0.4)		26,307	87.6 (0.3)		27,649	86.6 (0.3)	
특성화계고	-	-	-	-	-	-	-	-	-	-	-	-	8,828	91.1 (0.5)		8,467	89.2 (0.6)		9,563	88.4 (0.5)		8,112	87.0 (0.5)	
<b>지 역</b>																								
서울	-	-	-	-	-	-	-	-	-	-	-	-	7,761	87.1 (0.6)		7,504	85.1 (0.7)		10,859	81.1 (0.5)		10,937	79.5 (0.5)	
부산	-	-	-	-	-	-	-	-	-	-	-	-	5,211	89.6 (0.6)		5,084	86.4 (0.7)		4,983	86.0 (0.7)		4,786	84.5 (0.8)	
대구	-	-	-	-	-	-	-	-	-	-	-	-	4,855	91.6 (0.5)		4,863	88.5 (0.7)		4,301	86.0 (0.7)		4,193	84.4 (0.8)	
인천	-	-	-	-	-	-	-	-	-	-	-	-	4,879	90.6 (0.6)		4,850	87.3 (0.7)		4,372	83.4 (0.6)		4,179	82.9 (0.8)	
광주	-	-	-	-	-	-	-	-	-	-	-	-	3,968	90.5 (0.8)		3,902	89.1 (0.7)		3,195	87.0 (0.6)		3,062	86.4 (1.1)	
대전	-	-	-	-	-	-	-	-	-	-	-	-	3,755	88.3 (0.9)		3,755	87.6 (1.0)		2,896	83.8 (0.8)		2,891	82.1 (1.0)	
울산	-	-	-	-	-	-	-	-	-	-	-	-	3,496	89.6 (0.6)		3,350	87.9 (0.8)		2,799	85.7 (1.0)		2,460	84.2 (1.0)	
경기	-	-	-	-	-	-	-	-	-	-	-	-	8,979	89.6 (0.5)		8,668	86.9 (0.5)		13,908	83.7 (0.4)		15,146	82.4 (0.5)	
강원	-	-	-	-	-	-	-	-	-	-	-	-	3,427	90.5 (1.0)		3,353	88.4 (0.7)		2,655	88.5 (0.8)		2,426	85.3 (0.9)	
충북	-	-	-	-	-	-	-	-	-	-	-	-	3,514	90.4 (0.9)		3,414	88.2 (0.8)		2,871	85.0 (1.0)		2,678	85.6 (1.1)	
충남	-	-	-	-	-	-	-	-	-	-	-	-	3,675	89.6 (1.0)		3,717	86.9 (1.1)		3,336	85.0 (1.1)		3,162	84.6 (0.9)	
전북	-	-	-	-	-	-	-	-	-	-	-	-	3,657	90.8 (0.7)		3,645	88.4 (0.9)		3,278	85.2 (0.9)		3,050	85.1 (1.0)	
전남	-	-	-	-	-	-	-	-	-	-	-	-	3,262	88.9 (1.2)		3,268	87.3 (0.9)		3,348	84.4 (1.0)		2,846	83.9 (1.0)	
경북	-	-	-	-	-	-	-	-	-	-	-	-	4,446	91.3 (0.9)		4,377	87.3 (0.9)		3,919	86.5 (0.7)		3,660	85.5 (1.0)	
경남	-	-	-	-	-	-	-	-	-	-	-	-	4,731	89.4 (0.8)		4,662	87.0 (1.1)		4,608	84.6 (1.1)		4,806	83.2 (0.9)	
제주	-	-	-	-	-	-	-	-	-	-	-	-	2,258	94.4 (0.6)		2,257	91.3 (1.0)		1,739	91.3 (1.0)		1,677	90.2 (1.6)	
<b>남학생</b>																								
전 체	-	-	-	-	-	-	-	-	-	-	-	-	37,322	85.9 (0.3)		36,550	83.1 (0.3)		36,016	80.9 (0.3)		36,696	79.7 (0.3)	
<b>학 년</b>																								
중1	-	-	-	-	-	-	-	-	-	-	-	-	6,627	80.7 (0.7)		6,262	76.7 (0.7)		6,301	73.5 (0.7)		6,129	71.5 (0.7)	
중2	-	-	-	-	-	-	-	-	-	-	-	-	6,578	82.9 (0.6)		6,281	80.7 (0.7)		6,081	77.1 (0.6)		6,134	74.4 (0.7)	
중3	-	-	-	-	-	-	-	-	-	-	-	-	6,600	85.9 (0.6)		6,474	82.3 (0.6)		6,228	78.9 (0.6)		6,247	78.8 (0.6)	
고1	-	-	-	-	-	-	-	-	-	-	-	-	6,501	88.9 (0.5)		5,971	85.6 (0.6)		6,109	85.0 (0.5)		6,349	81.7 (0.7)	
고2	-	-	-	-	-	-	-	-	-	-	-	-	5,711	88.5 (0.6)		5,971	85.9 (0.6)		5,687	84.7 (0.6)		6,000	84.3 (0.5)	
고3	-	-	-	-	-	-	-	-	-	-	-	-	5,305	88.7 (0.6)		5,591	87.0 (0.6)		5,610	85.5 (0.6)		5,837	86.2 (0.6)	
<b>학교급</b>																								
중학교	-	-	-	-	-	-	-	-	-	-	-	-	19,805	83.2 (0.4)		19,017	79.9 (0.4)		18,610	76.5 (0.4)		18,510	75.0 (0.4)	
고등학교	-	-	-	-	-	-	-	-	-	-	-	-	17,517	88.7 (0.4)		17,533	86.2 (0.4)		17,406	85.1 (0.4)		18,186	84.1 (0.4)	
일반계고	-	-	-	-	-	-	-	-	-	-	-	-	13,423	88.7 (0.4)		13,373	86.3 (0.5)		13,225	84.7 (0.4)		13,922	83.9 (0.4)	
특성화계고	-	-	-	-	-	-	-	-	-	-	-	-	4,094	88.7 (0.7)		4,160	85.9 (0.8)		4,181	86.4 (0.7)		4,264	84.7 (0.7)	

※승용차나 택시 뒷좌석 탑승 경험자 중에서 안전벨트를 ‘가끔 매는 편’ 또는 ‘전혀 매지 않는’ 사람의 분율



(계속: 뒷좌석 안전벨트 미착용률)

(단위: %)

구 분	'05			'06			'07			'08			'09			'10			'11			'12		
	N	분	입(표준인)	N	분	입(표준인)	N	분	입(표준인)	N	분	입(표준인)	N	분	입(표준인)	N	분	입(표준인)	N	분	입(표준인)	N	분	입(표준인)
<b>지 역</b>																								
서울	-	-	-	-	-	-	-	-	-	-	-	-	3,916	82.2	(0.8)	3,796	80.4	(1.0)	5,073	76.9	(0.7)	4,987	75.0	(0.9)
부산	-	-	-	-	-	-	-	-	-	-	-	-	2,582	87.0	(0.9)	2,645	82.9	(0.9)	2,642	82.9	(1.0)	2,700	80.8	(1.1)
대구	-	-	-	-	-	-	-	-	-	-	-	-	2,531	88.7	(0.6)	2,535	85.2	(1.0)	2,291	83.2	(0.7)	2,531	80.4	(1.0)
인천	-	-	-	-	-	-	-	-	-	-	-	-	2,612	87.4	(0.8)	2,456	83.5	(1.1)	2,083	81.1	(1.1)	2,151	78.9	(0.8)
광주	-	-	-	-	-	-	-	-	-	-	-	-	2,156	86.7	(0.9)	2,058	86.1	(0.9)	1,634	84.7	(0.8)	1,630	83.8	(1.4)
대전	-	-	-	-	-	-	-	-	-	-	-	-	2,089	84.4	(1.4)	2,016	82.6	(1.2)	1,470	80.4	(1.2)	1,638	78.1	(1.4)
울산	-	-	-	-	-	-	-	-	-	-	-	-	1,994	86.5	(0.8)	2,070	83.8	(0.9)	1,370	81.6	(1.2)	1,287	80.9	(1.3)
경기	-	-	-	-	-	-	-	-	-	-	-	-	4,723	86.1	(0.6)	4,549	82.8	(0.6)	6,871	80.1	(0.6)	7,336	78.7	(0.7)
강원	-	-	-	-	-	-	-	-	-	-	-	-	1,789	87.3	(1.4)	1,701	85.5	(0.9)	1,317	86.9	(1.3)	1,194	82.0	(1.2)
충북	-	-	-	-	-	-	-	-	-	-	-	-	1,917	86.6	(1.2)	1,801	85.2	(1.3)	1,316	82.0	(1.3)	1,440	84.3	(1.5)
충남	-	-	-	-	-	-	-	-	-	-	-	-	1,835	85.4	(1.4)	1,862	82.7	(1.3)	1,707	81.7	(1.8)	1,607	82.7	(1.3)
전북	-	-	-	-	-	-	-	-	-	-	-	-	1,884	87.3	(1.6)	1,902	84.8	(1.0)	1,558	81.3	(1.5)	1,411	82.0	(2.0)
전남	-	-	-	-	-	-	-	-	-	-	-	-	1,653	85.2	(1.9)	1,673	83.4	(1.0)	1,564	79.7	(1.5)	1,402	81.4	(1.6)
경북	-	-	-	-	-	-	-	-	-	-	-	-	2,084	88.5	(0.9)	2,044	84.3	(1.2)	1,931	84.2	(1.0)	1,967	82.7	(1.1)
경남	-	-	-	-	-	-	-	-	-	-	-	-	2,280	85.7	(1.0)	2,213	82.3	(1.1)	2,324	80.6	(1.6)	2,488	80.7	(1.3)
제주	-	-	-	-	-	-	-	-	-	-	-	-	1,277	92.4	(1.2)	1,229	88.4	(2.0)	865	88.4	(1.2)	927	86.9	(1.3)
<b>여학생</b>																								
전 체	-	-	-	-	-	-	-	-	-	-	-	-	34,552	93.4	(0.2)	34,119	91.3	(0.2)	37,051	88.0	(0.2)	35,263	86.8	(0.2)
<b>학 년</b>																								
중1	-	-	-	-	-	-	-	-	-	-	-	-	5,665	89.8	(0.5)	5,859	86.9	(0.6)	6,094	82.8	(0.5)	5,908	80.2	(0.6)
중2	-	-	-	-	-	-	-	-	-	-	-	-	5,771	92.9	(0.5)	5,767	89.5	(0.5)	6,361	85.5	(0.5)	5,882	84.9	(0.5)
중3	-	-	-	-	-	-	-	-	-	-	-	-	5,634	93.2	(0.4)	5,656	91.1	(0.4)	6,132	87.3	(0.5)	5,898	86.6	(0.5)
고1	-	-	-	-	-	-	-	-	-	-	-	-	5,441	94.5	(0.4)	5,674	93.4	(0.4)	6,077	89.8	(0.4)	5,744	88.2	(0.5)
고2	-	-	-	-	-	-	-	-	-	-	-	-	6,172	94.9	(0.4)	5,732	93.3	(0.4)	6,427	90.8	(0.4)	5,971	89.6	(0.4)
고3	-	-	-	-	-	-	-	-	-	-	-	-	5,869	95.3	(0.3)	5,431	93.8	(0.4)	5,960	91.6	(0.4)	5,860	91.2	(0.4)
<b>학교급</b>																								
중학교	-	-	-	-	-	-	-	-	-	-	-	-	17,070	92.0	(0.3)	17,282	89.2	(0.3)	18,587	85.2	(0.3)	17,688	84.0	(0.4)
고등학교	-	-	-	-	-	-	-	-	-	-	-	-	17,482	94.9	(0.2)	16,837	93.5	(0.2)	18,464	90.7	(0.3)	17,575	89.6	(0.3)
일 반 계 고	-	-	-	-	-	-	-	-	-	-	-	-	12,748	95.2	(0.2)	12,530	93.6	(0.2)	13,082	90.7	(0.3)	13,727	89.6	(0.3)
특성화계고	-	-	-	-	-	-	-	-	-	-	-	-	4,734	94.0	(0.4)	4,307	93.1	(0.5)	5,382	90.7	(0.5)	3,848	89.7	(0.5)
<b>지 역</b>																								
서울	-	-	-	-	-	-	-	-	-	-	-	-	3,845	92.4	(0.5)	3,708	90.1	(0.6)	5,786	85.5	(0.5)	5,950	84.3	(0.6)
부산	-	-	-	-	-	-	-	-	-	-	-	-	2,629	92.5	(0.5)	2,439	90.3	(0.8)	2,341	89.5	(0.7)	2,086	88.6	(1.0)
대구	-	-	-	-	-	-	-	-	-	-	-	-	2,324	95.0	(0.4)	2,328	92.2	(0.5)	2,010	89.1	(0.7)	1,662	89.0	(1.0)
인천	-	-	-	-	-	-	-	-	-	-	-	-	2,267	94.0	(0.5)	2,394	91.4	(0.5)	2,289	85.8	(0.8)	2,028	87.1	(1.0)
광주	-	-	-	-	-	-	-	-	-	-	-	-	1,812	94.5	(0.5)	1,844	92.3	(0.9)	1,561	89.4	(1.0)	1,432	89.2	(1.2)
대전	-	-	-	-	-	-	-	-	-	-	-	-	1,666	92.5	(0.7)	1,739	92.9	(0.8)	1,426	87.5	(1.1)	1,253	86.5	(0.9)
울산	-	-	-	-	-	-	-	-	-	-	-	-	1,502	93.2	(0.7)	1,280	92.6	(0.9)	1,429	90.3	(0.8)	1,173	87.9	(1.3)
경기	-	-	-	-	-	-	-	-	-	-	-	-	4,256	93.2	(0.5)	4,119	91.3	(0.5)	7,037	87.6	(0.4)	7,810	86.3	(0.5)
강원	-	-	-	-	-	-	-	-	-	-	-	-	1,638	93.9	(0.8)	1,652	91.7	(0.7)	1,338	90.3	(0.8)	1,232	88.9	(0.8)
충북	-	-	-	-	-	-	-	-	-	-	-	-	1,597	94.6	(0.7)	1,613	91.5	(0.9)	1,555	88.2	(1.3)	1,238	87.0	(2.1)
충남	-	-	-	-	-	-	-	-	-	-	-	-	1,840	94.2	(0.7)	1,855	91.4	(0.6)	1,629	88.7	(0.9)	1,555	86.6	(0.9)
전북	-	-	-	-	-	-	-	-	-	-	-	-	1,773	94.5	(0.5)	1,743	92.3	(1.2)	1,720	89.1	(0.9)	1,639	88.4	(0.9)
전남	-	-	-	-	-	-	-	-	-	-	-	-	1,609	92.7	(0.8)	1,595	91.4	(0.9)	1,784	89.4	(1.0)	1,444	86.7	(1.4)
경북	-	-	-	-	-	-	-	-	-	-	-	-	2,362	94.5	(1.0)	2,333	90.8	(0.8)	1,988	89.0	(1.2)	1,693	88.6	(0.9)
경남	-	-	-	-	-	-	-	-	-	-	-	-	2,451	93.6	(0.7)	2,449	92.3	(0.6)	2,284	89.0	(1.2)	2,318	86.0	(1.1)
제주	-	-	-	-	-	-	-	-	-	-	-	-	981	96.5	(0.5)	1,028	94.3	(0.5)	874	94.4	(0.9)	750	93.7	(1.6)



결과표52. 고속버스 안전벨트 미착용률

(단위: %)

구 분	'05			'06			'07			'08			'09			'10			'11			'12		
	N	분율(표준오차)		N	분율(표준오차)		N	분율(표준오차)		N	분율(표준오차)		N	분율(표준오차)		N	분율(표준오차)		N	분율(표준오차)		N	분율(표준오차)	
<b>전 체</b>																								
전 체	-	-	-	-	-	-	-	-	-	-	-	-	69,144	56.8 (0.4)		68,200	52.7 (0.3)		69,884	47.9 (0.3)		69,659	43.0 (0.4)	
<b>학 년</b>																								
중1	-	-	-	-	-	-	-	-	-	-	-	-	11,753	46.2 (0.6)		11,505	43.8 (0.7)		11,630	39.1 (0.6)		11,512	33.1 (0.6)	
중2	-	-	-	-	-	-	-	-	-	-	-	-	11,855	51.7 (0.8)		11,603	46.8 (0.7)		11,848	43.1 (0.6)		11,623	37.4 (0.7)	
중3	-	-	-	-	-	-	-	-	-	-	-	-	11,706	54.5 (0.8)		11,694	51.0 (0.7)		11,803	45.4 (0.6)		11,796	42.4 (0.6)	
고1	-	-	-	-	-	-	-	-	-	-	-	-	11,592	60.2 (0.7)		11,358	54.7 (0.7)		11,796	50.0 (0.6)		11,770	45.1 (0.7)	
고2	-	-	-	-	-	-	-	-	-	-	-	-	11,535	61.7 (0.7)		11,405	57.1 (0.6)		11,725	52.5 (0.6)		11,686	46.7 (0.8)	
고3	-	-	-	-	-	-	-	-	-	-	-	-	10,703	67.6 (0.7)		10,635	62.9 (0.6)		11,082	56.6 (0.6)		11,272	52.4 (0.6)	
<b>학교급</b>																								
중학교	-	-	-	-	-	-	-	-	-	-	-	-	35,314	50.8 (0.5)		34,802	47.3 (0.5)		35,281	42.6 (0.4)		34,931	37.8 (0.5)	
고등학교	-	-	-	-	-	-	-	-	-	-	-	-	33,830	63.0 (0.5)		33,398	58.2 (0.5)		34,603	53.0 (0.4)		34,728	48.0 (0.5)	
일반계고	-	-	-	-	-	-	-	-	-	-	-	-	25,194	61.1 (0.6)		25,090	56.1 (0.5)		25,235	50.3 (0.5)		26,734	45.9 (0.6)	
특성화계고	-	-	-	-	-	-	-	-	-	-	-	-	8,636	69.0 (0.7)		8,308	64.8 (0.9)		9,368	61.4 (0.8)		7,994	55.1 (0.9)	
<b>지 역</b>																								
서울	-	-	-	-	-	-	-	-	-	-	-	-	7,339	46.6 (0.8)		7,141	42.6 (0.8)		10,230	36.6 (0.6)		10,496	32.8 (0.7)	
부산	-	-	-	-	-	-	-	-	-	-	-	-	5,053	47.4 (0.9)		4,918	42.4 (0.9)		4,783	36.4 (0.9)		4,685	33.4 (0.9)	
대구	-	-	-	-	-	-	-	-	-	-	-	-	4,631	60.5 (1.2)		4,633	55.6 (1.1)		4,085	51.7 (0.9)		4,046	43.0 (1.3)	
인천	-	-	-	-	-	-	-	-	-	-	-	-	4,704	58.6 (0.9)		4,679	54.3 (0.9)		4,173	49.3 (1.2)		4,032	44.8 (1.3)	
광주	-	-	-	-	-	-	-	-	-	-	-	-	3,794	56.4 (0.9)		3,740	51.6 (1.1)		3,065	47.9 (1.0)		2,966	42.4 (1.3)	
대전	-	-	-	-	-	-	-	-	-	-	-	-	3,572	51.6 (1.1)		3,608	49.9 (1.2)		2,753	42.5 (1.2)		2,796	37.2 (1.2)	
울산	-	-	-	-	-	-	-	-	-	-	-	-	3,358	54.4 (0.9)		3,229	51.4 (1.0)		2,705	46.8 (1.0)		2,377	41.5 (1.3)	
경기	-	-	-	-	-	-	-	-	-	-	-	-	8,563	60.0 (1.0)		8,274	56.1 (0.8)		13,138	50.9 (0.7)		14,459	46.7 (0.8)	
강원	-	-	-	-	-	-	-	-	-	-	-	-	3,355	57.0 (2.0)		3,285	50.7 (1.7)		2,601	50.9 (1.3)		2,393	47.1 (1.4)	
충북	-	-	-	-	-	-	-	-	-	-	-	-	3,426	61.3 (1.4)		3,334	53.9 (1.9)		2,796	48.9 (1.4)		2,617	46.0 (2.0)	
충남	-	-	-	-	-	-	-	-	-	-	-	-	3,544	63.6 (2.4)		3,648	57.3 (2.1)		3,232	55.0 (1.6)		3,118	49.2 (1.5)	
전북	-	-	-	-	-	-	-	-	-	-	-	-	3,571	67.2 (1.3)		3,562	65.3 (1.1)		3,171	58.7 (1.6)		2,995	52.7 (2.1)	
전남	-	-	-	-	-	-	-	-	-	-	-	-	3,203	56.0 (2.1)		3,216	53.4 (1.8)		3,252	47.6 (1.7)		2,798	48.4 (2.6)	
경북	-	-	-	-	-	-	-	-	-	-	-	-	4,306	63.7 (1.6)		4,226	57.5 (1.4)		3,784	58.3 (1.2)		3,576	45.5 (2.8)	
경남	-	-	-	-	-	-	-	-	-	-	-	-	4,638	60.2 (1.3)		4,569	58.3 (1.5)		4,508	50.6 (1.6)		4,714	44.5 (1.5)	
제주	-	-	-	-	-	-	-	-	-	-	-	-	2,087	85.5 (0.7)		2,138	78.5 (1.2)		1,608	77.4 (1.1)		1,591	72.0 (3.5)	
<b>남학생</b>																								
전 체	-	-	-	-	-	-	-	-	-	-	-	-	35,950	56.0 (0.5)		35,309	52.4 (0.5)		34,478	48.2 (0.4)		35,528	44.2 (0.5)	
<b>학 년</b>																								
중1	-	-	-	-	-	-	-	-	-	-	-	-	6,330	44.8 (0.8)		5,928	42.9 (0.9)		5,915	38.6 (0.7)		5,865	33.5 (0.8)	
중2	-	-	-	-	-	-	-	-	-	-	-	-	6,329	50.4 (0.9)		6,058	45.5 (1.1)		5,771	43.0 (0.8)		5,930	37.3 (0.8)	
중3	-	-	-	-	-	-	-	-	-	-	-	-	6,301	54.1 (1.0)		6,249	50.2 (1.0)		5,956	45.3 (0.8)		6,061	43.3 (0.8)	
고1	-	-	-	-	-	-	-	-	-	-	-	-	6,315	60.1 (0.9)		5,818	54.6 (1.1)		5,917	51.1 (0.8)		6,189	46.7 (0.9)	
고2	-	-	-	-	-	-	-	-	-	-	-	-	5,565	60.7 (1.0)		5,840	57.0 (1.0)		5,517	53.6 (0.9)		5,856	48.7 (1.0)	
고3	-	-	-	-	-	-	-	-	-	-	-	-	5,110	66.8 (1.0)		5,416	63.5 (0.9)		5,402	56.6 (0.8)		5,627	54.3 (0.9)	
<b>학교급</b>																								
중학교	-	-	-	-	-	-	-	-	-	-	-	-	18,960	49.8 (0.6)		18,235	46.3 (0.6)		17,642	42.3 (0.5)		17,856	38.2 (0.5)	
고등학교	-	-	-	-	-	-	-	-	-	-	-	-	16,990	62.4 (0.7)		17,074	58.3 (0.7)		16,836	53.7 (0.5)		17,672	49.9 (0.7)	
일반계고	-	-	-	-	-	-	-	-	-	-	-	-	12,975	60.4 (0.8)		12,979	56.1 (0.8)		12,740	51.4 (0.6)		13,466	47.3 (0.8)	
특성화계고	-	-	-	-	-	-	-	-	-	-	-	-	4,015	68.4 (1.0)		4,095	65.1 (1.2)		4,096	60.9 (1.0)		4,206	58.0 (1.2)	

※ 고속버스 탑승 경험자 중에서 안전벨트를 '가끔 매는 편' 또는 '전혀 매지 않는' 사람의 분율



(계속: 고속버스 안전벨트 미착용률)

(단위: %)

구 분	'05			'06			'07			'08			'09			'10			'11			'12		
	N	분	입(표준인)	N	분	입(표준인)	N	분	입(표준인)	N	분	입(표준인)	N	분	입(표준인)	N	분	입(표준인)	N	분	입(표준인)	N	분	입(표준인)
<b>지 역</b>																								
서울	-	-	-	-	-	-	-	-	-	-	-	-	3,719	46.7	(1.1)	3,630	42.1	(1.1)	4,807	37.5	(0.8)	4,786	33.6	(0.9)
부산	-	-	-	-	-	-	-	-	-	-	-	-	2,511	48.4	(1.5)	2,566	44.3	(1.1)	2,539	39.7	(1.2)	2,644	36.2	(1.2)
대구	-	-	-	-	-	-	-	-	-	-	-	-	2,413	60.3	(1.7)	2,406	57.0	(1.8)	2,166	52.5	(1.0)	2,447	44.1	(1.6)
인천	-	-	-	-	-	-	-	-	-	-	-	-	2,533	58.6	(1.4)	2,368	52.4	(1.4)	1,981	50.7	(1.3)	2,084	43.5	(1.4)
광주	-	-	-	-	-	-	-	-	-	-	-	-	2,064	55.2	(1.7)	1,979	51.7	(1.7)	1,568	48.7	(1.1)	1,584	42.0	(2.1)
대전	-	-	-	-	-	-	-	-	-	-	-	-	1,984	50.2	(1.5)	1,947	49.5	(1.5)	1,410	42.4	(1.8)	1,580	37.8	(2.0)
울산	-	-	-	-	-	-	-	-	-	-	-	-	1,922	54.2	(1.3)	1,982	51.0	(1.4)	1,317	47.6	(1.2)	1,243	41.2	(1.4)
경기	-	-	-	-	-	-	-	-	-	-	-	-	4,532	58.5	(1.1)	4,383	55.5	(1.0)	6,526	50.0	(0.8)	7,002	47.5	(0.9)
강원	-	-	-	-	-	-	-	-	-	-	-	-	1,749	53.4	(2.4)	1,654	49.0	(2.3)	1,286	51.3	(2.1)	1,174	47.3	(2.5)
충북	-	-	-	-	-	-	-	-	-	-	-	-	1,870	59.0	(1.8)	1,760	53.1	(3.1)	1,278	48.2	(1.8)	1,400	48.9	(3.4)
충남	-	-	-	-	-	-	-	-	-	-	-	-	1,764	62.9	(2.7)	1,841	56.3	(2.6)	1,646	54.9	(1.9)	1,590	52.8	(1.6)
전북	-	-	-	-	-	-	-	-	-	-	-	-	1,845	65.0	(1.3)	1,851	63.8	(1.6)	1,502	57.5	(1.7)	1,388	55.4	(3.0)
전남	-	-	-	-	-	-	-	-	-	-	-	-	1,628	56.9	(2.9)	1,643	54.7	(2.4)	1,524	45.9	(2.0)	1,372	46.4	(2.5)
경북	-	-	-	-	-	-	-	-	-	-	-	-	2,007	61.9	(1.9)	1,972	57.5	(1.7)	1,847	59.2	(1.4)	1,917	50.0	(2.1)
경남	-	-	-	-	-	-	-	-	-	-	-	-	2,235	59.1	(1.7)	2,169	57.6	(2.0)	2,274	51.6	(1.8)	2,430	46.9	(2.2)
제주	-	-	-	-	-	-	-	-	-	-	-	-	1,174	83.2	(1.1)	1,158	76.0	(1.5)	807	77.4	(1.6)	887	71.5	(3.5)
<b>여학생</b>																								
전 체	-	-	-	-	-	-	-	-	-	-	-	-	33,194	57.7	(0.5)	32,891	53.2	(0.5)	35,406	47.5	(0.5)	34,131	41.7	(0.5)
<b>학 년</b>																								
중1	-	-	-	-	-	-	-	-	-	-	-	-	5,423	47.7	(0.9)	5,577	44.8	(1.0)	5,715	39.5	(0.9)	5,647	32.7	(0.8)
중2	-	-	-	-	-	-	-	-	-	-	-	-	5,526	53.0	(1.1)	5,545	48.1	(0.9)	6,077	43.2	(0.8)	5,693	37.5	(0.9)
중3	-	-	-	-	-	-	-	-	-	-	-	-	5,405	54.9	(1.0)	5,445	51.9	(1.0)	5,847	45.6	(0.9)	5,735	41.3	(0.9)
고1	-	-	-	-	-	-	-	-	-	-	-	-	5,277	60.3	(1.1)	5,540	54.8	(1.1)	5,879	48.8	(1.0)	5,581	43.5	(1.0)
고2	-	-	-	-	-	-	-	-	-	-	-	-	5,970	62.7	(1.1)	5,565	57.3	(1.0)	6,208	51.3	(0.9)	5,830	44.5	(1.2)
고3	-	-	-	-	-	-	-	-	-	-	-	-	5,593	68.4	(0.8)	5,219	62.3	(0.9)	5,680	56.5	(1.1)	5,645	50.2	(0.9)
<b>학교급</b>																								
중학교	-	-	-	-	-	-	-	-	-	-	-	-	16,354	51.9	(0.7)	16,567	48.3	(0.7)	17,639	42.8	(0.6)	17,075	37.3	(0.6)
고등학교	-	-	-	-	-	-	-	-	-	-	-	-	16,840	63.7	(0.7)	16,324	58.1	(0.8)	17,767	52.1	(0.7)	17,056	46.0	(0.8)
일 반 계 고	-	-	-	-	-	-	-	-	-	-	-	-	12,219	61.8	(0.9)	12,111	56.2	(0.9)	12,495	49.1	(0.9)	13,268	44.3	(0.9)
특성화계고	-	-	-	-	-	-	-	-	-	-	-	-	4,621	69.6	(1.2)	4,213	64.5	(1.5)	5,272	62.0	(1.0)	3,788	51.7	(1.5)
<b>지 역</b>																								
서울	-	-	-	-	-	-	-	-	-	-	-	-	3,620	46.5	(1.1)	3,511	43.1	(1.0)	5,423	35.6	(0.9)	5,710	31.9	(0.8)
부산	-	-	-	-	-	-	-	-	-	-	-	-	2,542	46.1	(1.3)	2,352	40.2	(1.4)	2,244	32.7	(1.0)	2,041	30.2	(1.1)
대구	-	-	-	-	-	-	-	-	-	-	-	-	2,218	60.7	(1.5)	2,227	54.1	(1.2)	1,919	50.8	(1.3)	1,599	41.8	(1.8)
인천	-	-	-	-	-	-	-	-	-	-	-	-	2,171	58.6	(1.5)	2,311	56.3	(1.5)	2,192	47.9	(1.9)	1,948	46.1	(2.1)
광주	-	-	-	-	-	-	-	-	-	-	-	-	1,730	57.8	(1.3)	1,761	51.4	(1.2)	1,497	47.0	(1.8)	1,382	42.9	(1.6)
대전	-	-	-	-	-	-	-	-	-	-	-	-	1,588	53.1	(1.5)	1,661	50.3	(2.0)	1,343	42.6	(1.5)	1,216	36.7	(1.8)
울산	-	-	-	-	-	-	-	-	-	-	-	-	1,436	54.6	(1.4)	1,247	51.8	(1.4)	1,388	45.9	(1.5)	1,134	41.8	(2.2)
경기	-	-	-	-	-	-	-	-	-	-	-	-	4,031	61.5	(1.2)	3,891	56.8	(1.1)	6,612	51.8	(0.9)	7,457	45.8	(1.0)
강원	-	-	-	-	-	-	-	-	-	-	-	-	1,606	60.9	(2.3)	1,631	52.6	(2.1)	1,315	50.5	(1.9)	1,219	46.9	(2.4)
충북	-	-	-	-	-	-	-	-	-	-	-	-	1,556	63.9	(1.8)	1,574	54.9	(2.3)	1,518	49.7	(1.8)	1,217	43.0	(2.0)
충남	-	-	-	-	-	-	-	-	-	-	-	-	1,780	64.3	(2.8)	1,807	58.4	(2.4)	1,586	55.0	(2.3)	1,528	45.4	(2.2)
전북	-	-	-	-	-	-	-	-	-	-	-	-	1,726	69.5	(1.8)	1,711	66.8	(1.9)	1,669	60.0	(2.2)	1,607	49.8	(2.8)
전남	-	-	-	-	-	-	-	-	-	-	-	-	1,575	55.0	(2.5)	1,573	52.1	(2.4)	1,728	49.3	(2.3)	1,426	50.6	(3.4)
경북	-	-	-	-	-	-	-	-	-	-	-	-	2,299	65.8	(2.3)	2,254	57.4	(2.1)	1,937	57.3	(2.4)	1,659	40.3	(4.0)
경남	-	-	-	-	-	-	-	-	-	-	-	-	2,403	61.4	(1.8)	2,400	59.2	(2.5)	2,234	49.5	(2.6)	2,284	41.8	(2.0)
제주	-	-	-	-	-	-	-	-	-	-	-	-	913	87.9	(0.8)	980	81.3	(1.7)	801	77.4	(1.9)	704	72.5	(4.2)



결과표53. 자전거 헬멧 미착용률

(단위: %)

구 분	'05		'06		'07		'08		'09		'10		'11		'12	
	N	분율(표준오차)	N	분율(표준오차)	N	분율(표준오차)	N	분율(표준오차)	N	분율(표준오차)	N	분율(표준오차)	N	분율(표준오차)	N	분율(표준오차)
<b>전 체</b>																
전 체	45,663	97.7 (0.1)	54,288	96.5 (0.1)	58,248	96.8 (0.1)	57,171	96.8 (0.1)	40,372	96.5 (0.1)	39,236	95.0 (0.2)	36,984	94.8 (0.2)	36,441	94.8 (0.2)
<b>학 년</b>																
중1	10,140	97.0 (0.2)	10,754	95.8 (0.2)	11,160	95.8 (0.3)	10,725	96.3 (0.2)	8,297	95.8 (0.3)	8,302	94.6 (0.3)	7,639	94.2 (0.3)	7,525	93.1 (0.3)
중2	9,757	97.5 (0.2)	9,868	96.3 (0.2)	10,512	96.6 (0.2)	10,482	97.0 (0.2)	7,853	96.6 (0.3)	7,494	94.7 (0.4)	6,951	94.4 (0.4)	6,729	94.1 (0.4)
중3	8,927	97.8 (0.2)	9,423	96.4 (0.3)	10,207	97.1 (0.2)	9,887	96.6 (0.3)	7,296	96.5 (0.3)	7,143	95.1 (0.3)	6,530	94.8 (0.4)	6,364	95.0 (0.3)
고1	8,815	98.2 (0.2)	8,853	97.0 (0.2)	9,912	97.2 (0.2)	9,684	97.1 (0.2)	6,330	97.3 (0.3)	6,033	95.5 (0.4)	5,860	95.2 (0.4)	5,815	95.4 (0.4)
고2	8,024	98.5 (0.2)	8,167	96.9 (0.3)	8,580	97.2 (0.2)	8,765	97.3 (0.2)	5,638	96.1 (0.4)	5,458	95.8 (0.4)	5,245	95.6 (0.3)	5,226	95.1 (0.5)
고3	-	-	7,223	97.2 (0.3)	7,877	97.2 (0.3)	7,628	97.0 (0.3)	4,958	96.8 (0.3)	4,806	94.5 (0.5)	4,759	94.5 (0.5)	4,782	96.6 (0.3)
<b>학교급</b>																
중학교	28,824	97.4 (0.1)	30,045	96.2 (0.2)	31,879	96.5 (0.2)	31,094	96.6 (0.2)	23,446	96.3 (0.2)	22,939	94.8 (0.2)	21,120	94.4 (0.2)	20,618	94.0 (0.2)
고등학교	16,839	98.3 (0.1)	24,243	97.0 (0.2)	26,369	97.2 (0.2)	26,077	97.1 (0.2)	16,926	96.8 (0.2)	16,297	95.3 (0.3)	15,864	95.2 (0.3)	15,823	95.7 (0.2)
일반계고	11,581	98.4 (0.1)	16,405	97.0 (0.2)	18,169	97.3 (0.2)	19,257	97.2 (0.2)	12,298	96.9 (0.2)	11,954	95.4 (0.3)	11,493	95.4 (0.3)	12,086	95.8 (0.3)
특성화계고	5,258	98.2 (0.3)	7,838	97.0 (0.3)	8,200	96.9 (0.3)	6,820	96.8 (0.3)	4,628	96.3 (0.4)	4,343	94.9 (0.5)	4,371	94.2 (0.6)	3,737	95.3 (0.4)
<b>지 역</b>																
서울	5,247	97.7 (0.2)	6,047	96.7 (0.3)	6,625	96.7 (0.3)	6,248	96.9 (0.3)	4,784	96.0 (0.4)	4,695	94.9 (0.5)	6,170	94.0 (0.5)	5,964	93.9 (0.4)
부산	3,189	96.9 (0.5)	3,701	95.5 (0.4)	4,047	95.9 (0.5)	3,831	94.9 (0.5)	2,319	93.8 (0.8)	2,368	92.9 (0.7)	2,102	92.6 (1.0)	2,073	92.1 (0.8)
대구	3,078	97.5 (0.3)	3,638	97.2 (0.4)	3,927	97.3 (0.4)	3,689	96.8 (0.3)	2,514	97.4 (0.3)	2,526	96.0 (0.5)	2,094	95.1 (0.7)	2,100	95.4 (0.6)
인천	3,091	97.9 (0.3)	3,613	96.5 (0.5)	3,904	97.4 (0.3)	3,916	96.0 (0.4)	2,568	96.2 (0.5)	2,522	95.3 (0.4)	1,969	95.0 (0.6)	2,116	95.7 (0.6)
광주	2,284	97.7 (0.3)	2,683	96.3 (0.6)	3,024	96.9 (0.3)	2,893	96.4 (0.5)	1,989	96.4 (0.5)	1,961	96.0 (0.5)	1,338	93.4 (0.7)	1,426	93.2 (1.0)
대전	2,222	97.6 (0.5)	2,716	96.1 (0.6)	2,941	95.3 (0.6)	2,981	97.2 (0.4)	2,010	95.5 (0.8)	1,967	95.1 (0.7)	1,447	94.5 (0.7)	1,416	93.9 (0.6)
울산	2,010	97.5 (0.3)	2,616	96.1 (0.5)	2,769	96.2 (0.5)	2,711	96.2 (0.5)	1,785	96.1 (0.4)	1,735	94.6 (0.6)	1,313	93.5 (0.9)	1,138	94.1 (1.2)
경기	5,498	98.0 (0.2)	6,490	96.9 (0.4)	7,000	96.9 (0.3)	7,336	97.5 (0.2)	5,327	96.8 (0.3)	4,992	94.8 (0.4)	7,132	95.1 (0.3)	7,571	95.1 (0.3)
강원	2,181	97.6 (0.5)	2,728	96.4 (0.5)	2,700	97.1 (0.4)	2,785	97.3 (0.3)	2,083	96.6 (0.6)	2,051	96.1 (0.6)	1,453	95.3 (0.8)	1,306	94.6 (1.0)
충북	2,210	97.8 (0.3)	2,599	96.1 (0.5)	2,847	97.2 (0.3)	2,897	97.3 (0.4)	2,290	97.7 (0.4)	2,120	97.3 (0.4)	1,623	95.7 (0.8)	1,487	95.7 (0.5)
충남	2,287	97.6 (0.7)	2,825	94.5 (0.9)	2,945	96.3 (0.5)	2,938	96.7 (0.5)	2,125	97.7 (0.4)	2,102	95.9 (0.6)	1,671	95.5 (0.8)	1,580	94.9 (1.1)
전북	2,320	97.9 (0.3)	2,639	98.1 (0.3)	2,874	97.5 (0.5)	3,027	97.2 (0.4)	2,237	97.1 (0.5)	2,218	95.6 (0.5)	1,752	95.7 (0.6)	1,635	97.8 (0.3)
전남	2,343	97.8 (0.3)	2,781	95.7 (0.6)	2,948	97.1 (0.3)	2,768	96.1 (0.7)	1,872	97.0 (0.8)	1,813	94.1 (0.9)	1,627	93.6 (1.3)	1,367	95.1 (0.7)
경북	2,884	97.7 (0.4)	3,432	97.0 (0.4)	3,682	97.9 (0.3)	3,559	97.1 (0.3)	2,391	97.5 (0.5)	2,401	95.9 (0.5)	2,193	96.9 (0.6)	1,891	95.2 (1.1)
경남	3,172	98.1 (0.3)	3,802	96.1 (0.4)	3,950	96.6 (0.5)	3,709	96.8 (0.4)	2,842	96.9 (0.5)	2,611	94.5 (0.6)	2,321	95.5 (0.7)	2,506	95.8 (0.8)
제주	1,647	97.9 (0.2)	1,978	96.5 (0.4)	2,065	96.7 (0.3)	1,883	96.9 (0.5)	1,236	96.3 (0.5)	1,154	93.2 (1.1)	779	93.6 (1.0)	865	94.4 (0.6)
<b>남학생</b>																
전 체	25,646	97.3 (0.1)	31,105	95.7 (0.2)	33,545	96.1 (0.2)	32,601	96.2 (0.2)	25,171	95.9 (0.2)	24,558	94.1 (0.2)	22,471	93.7 (0.2)	22,774	94.3 (0.2)
<b>학 년</b>																
중1	5,565	96.5 (0.3)	6,092	95.2 (0.4)	6,352	95.4 (0.4)	5,954	96.1 (0.3)	5,156	95.3 (0.4)	4,934	93.9 (0.4)	4,567	93.5 (0.4)	4,381	92.9 (0.4)
중2	5,348	96.9 (0.3)	5,519	95.3 (0.3)	5,954	96.0 (0.4)	5,994	96.2 (0.3)	4,991	96.2 (0.4)	4,730	94.0 (0.5)	4,234	93.4 (0.5)	4,209	93.3 (0.6)
중3	5,058	97.4 (0.3)	5,387	95.5 (0.4)	5,793	96.1 (0.4)	5,830	95.8 (0.5)	4,737	95.7 (0.4)	4,666	94.2 (0.5)	4,133	93.7 (0.6)	4,094	94.5 (0.4)
고1	5,032	97.9 (0.3)	5,045	95.9 (0.4)	5,604	96.6 (0.3)	5,592	96.3 (0.3)	4,105	96.8 (0.4)	3,818	94.5 (0.5)	3,666	94.1 (0.5)	3,828	94.9 (0.5)
고2	4,643	98.0 (0.2)	4,857	96.0 (0.4)	5,130	96.5 (0.3)	4,814	96.3 (0.3)	3,343	95.3 (0.5)	3,370	94.7 (0.5)	3,039	94.5 (0.4)	3,298	94.8 (0.5)
고3	-	-	4,205	96.7 (0.4)	4,712	96.3 (0.4)	4,417	96.2 (0.4)	2,839	96.3 (0.4)	3,040	93.5 (0.6)	2,832	93.4 (0.7)	2,964	95.8 (0.4)
<b>학교급</b>																
중학교	15,971	96.9 (0.2)	16,998	95.3 (0.2)	18,099	95.9 (0.2)	17,778	96.0 (0.2)	14,884	95.8 (0.3)	14,330	94.0 (0.3)	12,934	93.5 (0.3)	12,684	93.6 (0.3)
고등학교	9,675	97.9 (0.2)	14,107	96.2 (0.2)	15,446	96.5 (0.3)	14,823	96.3 (0.2)	10,287	96.2 (0.3)	10,228	94.3 (0.3)	9,537	94.0 (0.4)	10,090	95.1 (0.3)
일반계고	6,751	97.9 (0.2)	9,662	96.2 (0.3)	10,820	96.6 (0.3)	11,355	96.3 (0.3)	7,636	96.2 (0.3)	7,616	94.3 (0.4)	7,178	94.4 (0.4)	7,668	95.2 (0.4)
특성화계고	2,924	97.9 (0.3)	4,445	96.1 (0.4)	4,626	96.2 (0.4)	3,468	96.2 (0.3)	2,651	96.1 (0.5)	2,612	94.2 (0.5)	2,359	93.0 (0.8)	2,422	95.0 (0.5)

※최근 12개월 동안 자전거를 타 본 사람 중에서 헬멧을 '가끔 착용' 또는 '전혀 착용하지 않음' 사람의 분율

※'09년 설문문항 준거기간 추가로 '05~'08년 결과와 '09년 이후 결과는 연도비교 시 주의



(계속: 자전거 헬멧 미착용률)

(단위: %)

구 분	'05		'06		'07		'08		'09		'10		'11		'12	
	N	분율(표준오차)	N	분율(표준오차)	N	분율(표준오차)	N	분율(표준오차)	N	분율(표준오차)	N	분율(표준오차)	N	분율(표준오차)	N	분율(표준오차)
<b>지 역</b>																
서울	2,909	97.2 (0.3)	3,376	95.9 (0.4)	3,742	95.8 (0.5)	3,459	96.4 (0.4)	2,873	95.4 (0.5)	2,801	94.0 (0.7)	3,517	92.2 (0.7)	3,258	93.0 (0.5)
부산	1,784	96.1 (0.8)	2,259	94.9 (0.6)	2,307	95.1 (0.7)	2,106	93.7 (0.6)	1,392	92.7 (1.1)	1,489	91.9 (0.9)	1,326	91.8 (1.3)	1,392	91.2 (1.0)
대구	1,802	97.5 (0.3)	2,168	96.7 (0.6)	2,233	96.9 (0.5)	2,122	96.1 (0.4)	1,624	97.1 (0.4)	1,687	95.4 (0.7)	1,431	94.4 (0.9)	1,509	95.4 (0.7)
인천	1,763	97.2 (0.5)	2,029	95.4 (0.5)	2,179	97.3 (0.4)	2,336	95.6 (0.5)	1,611	95.1 (0.7)	1,522	93.9 (0.5)	1,221	94.3 (0.8)	1,346	95.0 (0.7)
광주	1,341	97.4 (0.4)	1,655	95.6 (1.1)	1,807	96.2 (0.4)	1,697	96.1 (0.6)	1,287	95.9 (0.7)	1,253	95.5 (0.6)	868	93.0 (0.7)	930	92.8 (0.9)
대전	1,378	96.7 (0.7)	1,757	95.4 (0.7)	1,867	94.7 (0.7)	1,711	96.2 (0.7)	1,361	95.4 (1.1)	1,330	94.0 (0.9)	907	93.7 (0.9)	904	92.5 (0.7)
울산	1,159	97.1 (0.5)	1,471	94.9 (0.8)	1,585	95.0 (0.7)	1,612	95.5 (0.6)	1,223	95.5 (0.5)	1,264	94.4 (0.7)	798	92.2 (1.2)	749	93.5 (1.6)
경기	2,974	97.7 (0.3)	3,480	95.9 (0.5)	3,958	96.0 (0.5)	4,197	96.9 (0.4)	3,375	96.2 (0.4)	3,167	93.6 (0.6)	4,332	94.3 (0.4)	4,633	94.7 (0.4)
강원	1,158	97.3 (0.7)	1,504	95.3 (0.8)	1,481	97.0 (0.4)	1,669	96.5 (0.4)	1,293	95.4 (0.8)	1,237	95.1 (0.9)	877	95.4 (0.8)	772	93.9 (1.1)
충북	1,299	97.6 (0.4)	1,513	95.0 (0.7)	1,719	96.9 (0.5)	1,703	96.5 (0.5)	1,432	97.0 (0.6)	1,327	97.1 (0.4)	939	94.3 (1.1)	983	96.0 (0.7)
충남	1,311	96.5 (1.2)	1,578	93.8 (0.9)	1,678	96.0 (0.7)	1,653	96.4 (0.7)	1,304	96.9 (0.5)	1,292	94.9 (0.8)	1,031	94.7 (0.9)	1,060	94.2 (1.4)
전북	1,290	97.4 (0.5)	1,511	97.3 (0.6)	1,664	97.1 (0.7)	1,747	96.6 (0.6)	1,384	96.5 (0.6)	1,418	94.4 (0.7)	1,051	94.7 (0.8)	983	97.8 (0.4)
전남	1,195	97.7 (0.6)	1,491	94.2 (0.9)	1,622	96.6 (0.5)	1,536	95.4 (0.9)	1,158	96.5 (1.0)	1,137	93.5 (1.1)	937	91.4 (1.7)	826	95.1 (1.1)
경북	1,656	97.1 (0.5)	2,023	95.9 (0.5)	2,306	97.4 (0.4)	1,924	96.2 (0.6)	1,381	97.3 (0.5)	1,400	95.8 (0.6)	1,304	96.3 (0.7)	1,262	95.5 (1.5)
경남	1,701	97.9 (0.4)	2,173	96.4 (0.4)	2,309	95.8 (0.7)	1,992	95.9 (0.6)	1,650	96.9 (0.6)	1,505	93.8 (0.6)	1,462	94.5 (1.1)	1,598	94.9 (1.2)
제주	926	98.1 (0.3)	1,117	96.2 (0.7)	1,088	95.8 (0.4)	1,137	96.1 (0.6)	823	96.4 (0.6)	729	91.7 (1.8)	470	92.6 (1.0)	569	95.0 (0.7)
<b>여학생</b>																
전 체	20,017	98.3 (0.1)	23,183	97.7 (0.1)	24,703	97.7 (0.1)	24,570	97.8 (0.1)	15,201	97.4 (0.2)	14,678	96.5 (0.2)	14,513	96.5 (0.2)	13,667	95.6 (0.2)
<b>학 년</b>																
중1	4,575	97.5 (0.2)	4,662	96.6 (0.3)	4,808	96.3 (0.3)	4,771	96.5 (0.4)	3,141	96.6 (0.4)	3,368	95.7 (0.4)	3,072	95.3 (0.4)	3,144	93.3 (0.5)
중2	4,409	98.3 (0.2)	4,349	97.6 (0.3)	4,558	97.4 (0.3)	4,488	98.0 (0.2)	2,862	97.3 (0.4)	2,764	96.0 (0.4)	2,717	96.2 (0.5)	2,520	95.6 (0.5)
중3	3,869	98.3 (0.3)	4,036	97.7 (0.3)	4,414	98.5 (0.2)	4,057	97.8 (0.3)	2,559	97.8 (0.3)	2,477	96.8 (0.4)	2,397	96.9 (0.4)	2,270	96.1 (0.5)
고1	3,783	98.5 (0.3)	3,808	98.5 (0.3)	4,308	98.1 (0.3)	4,092	98.2 (0.3)	2,225	98.2 (0.3)	2,215	97.4 (0.5)	2,194	97.3 (0.4)	1,987	96.4 (0.4)
고2	3,381	99.3 (0.1)	3,310	98.1 (0.3)	3,450	98.2 (0.3)	3,951	98.6 (0.2)	2,295	97.6 (0.5)	2,088	97.6 (0.4)	2,206	97.7 (0.4)	1,928	95.7 (0.8)
고3	-	-	3,018	97.9 (0.3)	3,165	98.4 (0.3)	3,211	98.1 (0.3)	2,119	97.4 (0.4)	1,766	96.4 (0.6)	1,927	96.5 (0.6)	1,818	98.1 (0.4)
<b>학교급</b>																
중학교	12,853	98.0 (0.1)	13,047	97.3 (0.2)	13,780	97.4 (0.2)	13,316	97.4 (0.2)	8,562	97.2 (0.2)	8,609	96.1 (0.2)	8,186	96.0 (0.3)	7,934	94.8 (0.3)
고등학교	7,164	98.9 (0.2)	10,136	98.2 (0.2)	10,923	98.2 (0.2)	11,254	98.3 (0.2)	6,639	97.8 (0.2)	6,069	97.1 (0.3)	6,327	97.2 (0.2)	5,733	96.7 (0.3)
일반계 고	4,830	99.0 (0.2)	6,743	98.2 (0.3)	7,349	98.3 (0.2)	7,902	98.5 (0.2)	4,662	98.1 (0.2)	4,338	97.4 (0.3)	4,315	97.4 (0.3)	4,418	96.9 (0.4)
특성화계 고	2,334	98.6 (0.5)	3,393	98.3 (0.4)	3,574	98.0 (0.4)	3,352	97.7 (0.3)	1,977	96.7 (0.6)	1,731	96.2 (0.8)	2,012	96.5 (0.6)	1,315	96.0 (0.8)
<b>지 역</b>																
서울	2,338	98.4 (0.3)	2,671	97.8 (0.3)	2,883	97.9 (0.3)	2,789	97.7 (0.4)	1,911	96.9 (0.5)	1,894	96.3 (0.5)	2,653	96.9 (0.3)	2,706	95.4 (0.5)
부산	1,405	98.1 (0.3)	1,442	96.4 (0.5)	1,740	97.0 (0.5)	1,725	96.6 (0.4)	927	95.6 (0.6)	879	94.7 (0.9)	776	93.8 (1.6)	681	93.5 (1.0)
대구	1,276	97.6 (0.5)	1,470	98.1 (0.4)	1,694	98.0 (0.3)	1,567	98.0 (0.4)	890	98.0 (0.4)	839	97.2 (0.6)	663	96.6 (0.9)	591	95.4 (0.9)
인천	1,328	98.7 (0.3)	1,584	98.0 (0.4)	1,725	97.4 (0.4)	1,580	96.6 (0.4)	957	98.0 (0.5)	1,000	97.4 (0.5)	748	96.3 (0.7)	770	96.8 (1.0)
광주	943	98.0 (0.5)	1,028	97.3 (0.5)	1,217	98.0 (0.3)	1,196	96.9 (0.5)	702	97.1 (0.5)	708	96.8 (0.5)	470	94.2 (1.4)	496	93.9 (2.3)
대전	844	98.8 (0.4)	959	97.0 (0.8)	1,074	96.1 (0.8)	1,270	98.6 (0.3)	649	95.8 (0.8)	637	97.1 (0.6)	540	96.0 (0.8)	512	96.0 (1.0)
울산	851	98.1 (0.3)	1,145	98.0 (0.4)	1,184	98.0 (0.5)	1,099	97.3 (0.4)	562	97.1 (0.7)	471	94.9 (1.0)	515	95.8 (0.7)	389	95.2 (1.1)
경기	2,524	98.3 (0.3)	3,010	98.3 (0.3)	3,042	98.0 (0.3)	3,139	98.3 (0.3)	1,952	97.7 (0.3)	1,825	96.7 (0.4)	2,800	96.4 (0.3)	2,938	95.8 (0.4)
강원	1,023	98.1 (0.5)	1,224	97.8 (0.5)	1,219	97.1 (0.5)	1,116	98.3 (0.4)	790	98.5 (0.3)	814	97.7 (0.6)	576	95.0 (1.4)	534	95.7 (1.5)
충북	911	98.2 (0.6)	1,086	97.7 (0.5)	1,128	97.6 (0.4)	1,194	98.3 (0.4)	858	98.7 (0.4)	793	97.7 (0.6)	684	98.4 (0.4)	504	95.0 (1.2)
충남	976	99.0 (0.3)	1,247	95.4 (1.4)	1,267	96.8 (0.6)	1,285	97.1 (0.5)	821	99.0 (0.3)	810	97.9 (0.6)	640	96.9 (1.0)	520	96.5 (0.7)
전북	1,030	98.6 (0.4)	1,128	99.1 (0.3)	1,210	98.1 (0.5)	1,280	98.0 (0.6)	853	98.0 (0.6)	800	97.9 (0.5)	701	97.5 (0.7)	652	97.9 (0.7)
전남	1,148	97.9 (0.5)	1,290	97.7 (0.7)	1,326	97.9 (0.4)	1,232	97.0 (0.7)	714	97.7 (0.8)	676	95.1 (1.3)	690	97.4 (0.6)	541	95.1 (1.0)
경북	1,228	98.5 (0.4)	1,409	98.5 (0.5)	1,376	98.7 (0.4)	1,635	98.4 (0.4)	1,010	97.9 (1.0)	1,001	96.1 (0.7)	889	98.0 (0.7)	629	94.4 (1.2)
경남	1,471	98.4 (0.4)	1,629	95.8 (0.7)	1,641	97.6 (0.6)	1,717	98.2 (0.5)	1,192	96.9 (0.9)	1,106	95.8 (1.0)	859	97.4 (0.6)	908	97.4 (0.5)
제주	721	97.8 (0.3)	861	97.0 (0.6)	977	98.0 (0.5)	746	97.9 (0.6)	413	96.2 (0.9)	425	96.0 (1.1)	309	95.3 (1.8)	296	93.5 (1.5)



결과표54. 오토바이 헬멧 미착용률

(단위: %)

구 분	'05		'06		'07		'08		'09		'10		'11		'12	
	N	분율(표준오차)	N	분율(표준오차)	N	분율(표준오차)	N	분율(표준오차)	N	분율(표준오차)	N	분율(표준오차)	N	분율(표준오차)	N	분율(표준오차)
<b>전 체</b>																
전 체	18,286	68.7 (0.4)	21,821	72.3 (0.5)	24,087	67.8 (0.4)	22,908	67.4 (0.4)	14,886	75.3 (0.5)	13,966	74.2 (0.5)	12,495	73.4 (0.5)	11,696	73.6 (0.5)
<b>학 년</b>																
중1	3,802	65.3 (0.9)	3,902	66.1 (1.0)	4,156	65.9 (0.9)	3,904	66.6 (1.0)	2,449	70.7 (1.1)	2,451	66.4 (1.2)	2,028	68.0 (1.1)	2,016	63.2 (1.2)
중2	3,555	67.9 (0.9)	3,641	69.4 (1.0)	3,954	65.6 (1.0)	3,922	65.7 (1.0)	2,440	73.8 (1.0)	2,325	71.2 (1.2)	1,999	71.4 (1.2)	1,921	71.7 (1.1)
중3	3,442	67.0 (1.1)	3,436	71.3 (1.0)	4,136	66.7 (0.9)	3,850	67.9 (1.1)	2,430	75.1 (1.2)	2,321	76.2 (1.2)	2,073	74.0 (1.1)	1,993	75.5 (1.1)
고1	3,774	71.0 (1.0)	3,659	76.5 (0.9)	4,210	70.4 (1.0)	4,013	68.0 (1.0)	2,550	78.1 (1.1)	2,288	77.0 (0.9)	2,242	75.8 (1.0)	1,957	75.3 (1.1)
고2	3,713	72.7 (0.9)	3,768	75.9 (1.1)	3,893	69.3 (1.1)	3,710	69.3 (1.0)	2,612	77.7 (1.1)	2,301	77.9 (1.0)	2,130	76.6 (1.0)	1,986	78.4 (1.0)
고3	-	- -	3,415	75.1 (1.5)	3,738	68.9 (1.1)	3,509	66.8 (1.0)	2,405	75.2 (1.0)	2,280	76.0 (1.2)	2,023	73.2 (1.2)	1,823	76.6 (1.1)
<b>학교급</b>																
중학교	10,799	66.7 (0.6)	10,979	68.9 (0.7)	12,246	66.1 (0.6)	11,676	66.7 (0.6)	7,319	73.2 (0.6)	7,097	71.2 (0.8)	6,100	71.2 (0.7)	5,930	70.1 (0.7)
고등학교	7,487	71.9 (0.7)	10,842	75.8 (0.8)	11,841	69.6 (0.7)	11,232	68.1 (0.6)	7,567	77.0 (0.7)	6,869	76.9 (0.6)	6,395	75.2 (0.6)	5,766	76.8 (0.6)
일반계고	4,535	69.6 (1.0)	6,493	73.5 (1.1)	7,251	68.4 (0.9)	7,419	67.0 (0.8)	4,853	76.5 (0.8)	4,391	76.3 (0.7)	4,067	74.6 (0.8)	3,853	76.2 (0.8)
특성화계고	2,952	75.4 (1.0)	4,349	79.5 (1.1)	4,590	71.5 (1.1)	3,813	70.2 (1.1)	2,714	77.9 (1.2)	2,478	77.9 (1.1)	2,328	76.4 (1.1)	1,913	77.9 (0.9)
<b>지 역</b>																
서울	1,938	68.2 (1.0)	2,139	71.0 (1.5)	2,603	66.0 (1.2)	2,349	65.1 (1.1)	1,672	70.9 (1.1)	1,568	71.4 (1.3)	1,905	70.6 (1.1)	1,786	71.9 (1.3)
부산	1,250	67.1 (1.2)	1,458	72.6 (1.3)	1,704	67.1 (1.3)	1,608	67.4 (1.5)	995	74.8 (1.6)	978	76.2 (1.6)	801	74.5 (1.9)	743	74.1 (1.7)
대구	1,176	65.2 (1.3)	1,309	72.0 (1.5)	1,568	68.6 (1.1)	1,440	66.2 (1.3)	871	76.8 (1.4)	816	77.8 (1.5)	694	74.7 (1.5)	656	74.4 (1.9)
인천	989	63.0 (1.8)	1,199	68.7 (1.4)	1,313	64.3 (1.7)	1,367	65.9 (1.2)	819	78.5 (2.1)	736	69.5 (1.8)	536	73.3 (1.7)	564	72.9 (1.6)
광주	789	69.0 (1.9)	963	70.6 (1.5)	1,072	65.2 (1.7)	1,039	60.7 (1.1)	649	75.2 (1.4)	612	73.7 (1.9)	471	72.4 (2.3)	412	72.5 (2.1)
대전	733	67.2 (1.8)	944	65.5 (2.3)	1,124	64.3 (1.2)	1,055	64.2 (1.4)	717	75.1 (1.5)	606	74.8 (1.6)	462	70.2 (2.3)	416	69.3 (1.7)
울산	863	59.8 (1.6)	1,109	59.1 (1.3)	1,170	57.8 (1.3)	1,066	63.2 (1.2)	701	73.6 (1.7)	659	69.2 (1.6)	479	68.0 (2.2)	409	71.1 (1.8)
경기	1,938	69.5 (1.2)	2,314	73.1 (1.6)	2,558	68.9 (1.2)	2,471	68.6 (1.2)	1,621	75.8 (1.2)	1,561	73.8 (1.4)	2,067	72.7 (1.0)	2,071	73.1 (1.0)
강원	878	64.4 (2.5)	1,130	71.5 (2.4)	1,065	57.6 (1.9)	1,086	61.0 (1.8)	722	66.0 (3.7)	662	64.5 (2.3)	432	69.3 (2.6)	399	67.8 (3.4)
충북	979	64.4 (2.0)	1,135	62.2 (1.8)	1,274	59.7 (1.8)	1,271	59.7 (1.6)	875	72.7 (2.3)	781	72.5 (2.2)	613	69.3 (2.3)	506	70.2 (2.5)
충남	1,137	73.0 (1.8)	1,435	76.7 (2.3)	1,412	69.9 (2.1)	1,279	74.9 (1.8)	887	76.9 (1.8)	849	77.3 (1.6)	680	80.0 (2.1)	602	77.6 (2.1)
전북	1,011	78.3 (1.4)	1,156	79.6 (1.4)	1,247	77.1 (2.3)	1,334	73.5 (2.0)	907	81.7 (1.6)	808	78.1 (2.0)	599	76.7 (1.8)	561	81.3 (1.7)
전남	1,106	75.7 (1.7)	1,341	77.6 (1.8)	1,394	76.1 (1.9)	1,351	73.7 (1.5)	856	77.2 (2.2)	780	79.4 (2.0)	583	74.4 (1.9)	583	74.6 (2.2)
경북	1,318	71.2 (1.9)	1,561	74.2 (1.5)	1,731	72.1 (1.3)	1,599	70.6 (2.6)	872	80.0 (1.5)	946	76.1 (1.9)	890	76.5 (2.3)	683	74.5 (2.0)
경남	1,504	69.8 (2.1)	1,774	76.2 (1.4)	1,927	70.6 (1.9)	1,724	69.0 (1.7)	1,148	79.3 (1.7)	1,104	78.5 (1.6)	927	78.2 (1.4)	960	78.0 (1.5)
제주	677	70.9 (2.5)	854	74.5 (0.9)	925	70.5 (1.3)	869	71.7 (1.7)	574	76.5 (2.6)	500	76.0 (3.0)	356	79.2 (1.5)	345	73.6 (3.1)
<b>남학생</b>																
전 체	10,777	66.8 (0.6)	13,211	70.7 (0.7)	14,611	66.6 (0.6)	13,707	66.2 (0.6)	9,476	74.7 (0.6)	8,951	73.6 (0.6)	8,008	72.7 (0.6)	7,696	74.0 (0.6)
<b>학 년</b>																
중1	2,102	61.5 (1.3)	2,239	64.8 (1.4)	2,350	63.5 (1.2)	2,173	65.9 (1.3)	1,454	69.9 (1.5)	1,415	65.9 (1.5)	1,168	67.8 (1.5)	1,138	64.4 (1.6)
중2	1,994	64.9 (1.2)	2,107	66.2 (1.4)	2,275	64.0 (1.4)	2,302	63.8 (1.3)	1,501	73.4 (1.3)	1,405	70.8 (1.7)	1,189	70.1 (1.6)	1,110	70.8 (1.4)
중3	2,049	66.2 (1.4)	2,039	69.3 (1.4)	2,434	65.7 (1.3)	2,338	65.6 (1.4)	1,562	73.7 (1.6)	1,533	74.4 (1.6)	1,346	72.5 (1.4)	1,334	75.6 (1.3)
고1	2,298	70.1 (1.3)	2,224	75.6 (1.0)	2,572	70.3 (1.2)	2,449	66.7 (1.3)	1,723	78.4 (1.3)	1,470	76.2 (1.1)	1,498	74.1 (1.2)	1,373	75.5 (1.4)
고2	2,334	70.7 (1.1)	2,411	75.1 (1.3)	2,563	68.1 (1.3)	2,212	67.8 (1.2)	1,697	76.8 (1.3)	1,559	76.8 (1.3)	1,440	76.3 (1.2)	1,433	78.5 (1.2)
고3	-	- -	2,191	72.7 (2.0)	2,417	67.1 (1.3)	2,233	67.0 (1.3)	1,539	74.1 (1.3)	1,569	75.7 (1.4)	1,367	73.2 (1.3)	1,308	75.6 (1.5)
<b>학교급</b>																
중학교	6,145	64.1 (0.7)	6,385	66.7 (0.9)	7,059	64.5 (0.8)	6,813	65.1 (0.8)	4,517	72.4 (0.8)	4,353	70.5 (1.1)	3,703	70.3 (0.9)	3,582	70.5 (0.9)
고등학교	4,632	70.4 (0.9)	6,826	74.4 (1.0)	7,552	68.5 (0.9)	6,894	67.1 (0.8)	4,959	76.5 (0.8)	4,598	76.2 (0.8)	4,305	74.6 (0.8)	4,114	76.6 (0.8)
일반계고	2,901	69.4 (1.2)	4,173	73.6 (1.4)	4,805	68.9 (1.1)	4,873	66.5 (0.9)	3,290	76.4 (0.9)	3,016	75.8 (0.9)	2,895	74.3 (0.9)	2,740	76.3 (1.0)
특성화계고	1,731	72.1 (1.3)	2,653	75.9 (1.3)	2,747	67.8 (1.5)	2,021	68.3 (1.5)	1,669	76.6 (1.5)	1,582	76.9 (1.4)	1,410	75.2 (1.3)	1,374	77.3 (1.1)


※최근 12개월 동안 오토바이를 운전하거나 뒷자리 동승 경험자 중에서 헬멧을 '가끔 착용' 또는 '전혀 착용하지 않는' 사람의 분율

※'09년 설문문항 준거기간 추가로 '05~'08년 결과와 '09년 이후 결과는 연도비교 시 주의



(계속: 오토바이 헬멧 미착용률)

(단위: %)

구 분	'05		'06		'07		'08		'09		'10		'11		'12	
	N	분율(표준오차)	N	분율(표준오차)	N	분율(표준오차)	N	분율(표준오차)	N	분율(표준오차)	N	분율(표준오차)	N	분율(표준오차)	N	분율(표준오차)
<b>지 역</b>																
서울	1,141	66.3 (1.3)	1,243	68.6 (2.4)	1,554	64.9 (1.7)	1,373	64.6 (1.3)	1,030	70.9 (1.4)	955	72.1 (2.0)	1,193	68.7 (1.3)	1,037	71.3 (1.7)
부산	727	66.7 (1.7)	909	69.3 (1.6)	998	67.1 (1.7)	915	65.2 (2.0)	618	73.4 (2.2)	614	76.0 (2.2)	561	74.9 (2.2)	542	74.0 (2.2)
대구	712	67.4 (1.7)	801	71.2 (1.9)	901	66.1 (1.7)	843	63.1 (1.7)	565	75.5 (1.6)	527	77.8 (1.9)	476	74.6 (2.2)	462	76.2 (2.0)
인천	603	60.9 (2.3)	762	68.0 (1.9)	815	66.2 (2.0)	856	66.5 (1.7)	553	79.3 (3.1)	478	70.1 (2.0)	356	71.8 (2.3)	385	75.0 (1.6)
광주	477	63.9 (2.5)	586	70.4 (2.0)	668	64.1 (1.9)	656	62.2 (1.8)	426	74.6 (1.9)	400	73.6 (2.1)	315	72.6 (3.1)	288	73.3 (2.6)
대전	468	63.6 (1.6)	635	68.6 (2.0)	749	62.5 (1.4)	633	62.5 (2.1)	474	73.3 (2.2)	405	72.4 (2.3)	294	68.8 (3.2)	290	68.3 (2.2)
울산	519	56.0 (1.9)	652	57.7 (1.6)	708	55.9 (1.5)	686	63.2 (1.6)	504	74.3 (1.7)	494	70.2 (1.8)	298	67.2 (2.3)	263	70.4 (2.4)
경기	1,123	68.8 (1.7)	1,381	71.8 (2.0)	1,603	68.9 (1.6)	1,582	68.8 (1.5)	1,091	75.8 (1.4)	1,081	73.2 (1.5)	1,344	73.7 (1.2)	1,381	73.8 (1.3)
강원	521	60.2 (2.5)	695	70.3 (3.0)	630	54.7 (2.3)	710	61.2 (2.1)	461	65.3 (4.7)	425	63.2 (3.0)	272	69.1 (3.1)	253	63.6 (2.9)
충북	611	61.3 (2.9)	701	58.6 (2.0)	798	56.2 (2.2)	778	55.5 (1.8)	558	70.8 (3.2)	503	68.1 (2.7)	364	66.0 (2.9)	341	71.5 (2.7)
충남	654	69.3 (2.2)	851	74.8 (2.3)	835	68.5 (2.4)	754	72.9 (2.3)	564	74.9 (2.2)	540	77.6 (2.4)	434	78.3 (2.7)	416	76.3 (2.6)
전북	554	76.3 (1.8)	697	78.0 (2.2)	729	75.9 (3.2)	826	70.5 (2.5)	575	80.3 (2.1)	519	76.4 (2.4)	386	76.3 (2.2)	353	83.5 (1.9)
전남	614	75.0 (1.8)	787	74.3 (2.0)	818	73.8 (2.6)	817	71.9 (1.8)	539	77.4 (2.6)	526	79.0 (2.4)	361	72.0 (2.8)	349	73.3 (2.2)
경북	815	67.4 (1.9)	991	71.5 (2.0)	1,158	67.9 (1.4)	851	66.6 (3.6)	478	76.5 (1.2)	514	74.5 (2.6)	535	74.1 (2.9)	452	77.2 (1.9)
경남	813	66.0 (2.7)	1,025	77.0 (1.9)	1,127	69.2 (2.6)	906	65.9 (2.1)	669	78.8 (2.3)	646	75.9 (2.2)	611	79.2 (2.0)	641	78.8 (1.8)
제주	425	68.6 (3.5)	495	74.3 (1.4)	520	70.1 (2.3)	521	69.9 (2.3)	371	76.5 (2.5)	324	76.2 (4.6)	208	75.4 (2.3)	243	75.3 (5.1)
 <b>여학생</b>																
전 체	7,509	71.8 (0.6)	8,610	74.9 (0.6)	9,476	69.7 (0.6)	9,201	69.4 (0.7)	5,410	76.3 (0.7)	5,015	75.2 (0.7)	4,487	74.7 (0.7)	4,000	72.9 (0.8)
<b>학 년</b>																
중1	1,700	70.3 (1.2)	1,663	67.9 (1.3)	1,806	68.8 (1.3)	1,731	67.5 (1.4)	995	71.9 (1.8)	1,036	67.0 (1.8)	860	68.4 (1.7)	878	61.6 (1.9)
중2	1,561	71.8 (1.2)	1,534	74.2 (1.2)	1,679	67.7 (1.3)	1,620	68.6 (1.2)	939	74.4 (1.5)	920	71.7 (1.7)	810	73.6 (1.5)	811	73.1 (1.7)
중3	1,393	68.2 (1.9)	1,397	74.4 (1.4)	1,702	68.3 (1.3)	1,512	71.5 (1.5)	868	77.6 (1.8)	788	79.6 (1.6)	727	77.1 (1.7)	659	75.3 (1.9)
고1	1,476	72.6 (1.5)	1,435	78.0 (1.3)	1,638	70.5 (1.4)	1,564	70.4 (1.5)	827	77.6 (1.7)	818	78.5 (1.8)	744	79.8 (1.5)	584	74.9 (1.9)
고2	1,379	76.5 (1.4)	1,357	77.4 (1.7)	1,330	71.7 (1.5)	1,498	72.1 (1.5)	915	79.6 (1.7)	742	80.3 (1.4)	690	77.4 (1.5)	553	77.9 (1.7)
고3	-	- -	1,224	80.1 (1.5)	1,321	72.4 (1.9)	1,276	66.5 (1.7)	866	77.7 (2.0)	711	76.8 (1.7)	656	73.3 (2.2)	515	79.1 (1.6)
<b>학교급</b>																
중학교	4,654	70.2 (0.8)	4,594	71.9 (0.8)	5,187	68.3 (0.8)	4,863	69.1 (0.9)	2,802	74.5 (0.9)	2,744	72.4 (1.0)	2,397	72.8 (1.0)	2,348	69.5 (1.1)
고등학교	2,855	74.5 (1.0)	4,016	78.4 (0.9)	4,289	71.5 (1.0)	4,338	69.8 (1.0)	2,608	78.3 (1.0)	2,271	78.6 (1.0)	2,090	76.9 (1.0)	1,652	77.2 (1.0)
일 반 계 고	1,634	69.9 (1.3)	2,320	73.4 (1.2)	2,446	67.5 (1.3)	2,546	67.8 (1.2)	1,563	76.8 (1.4)	1,375	77.6 (1.3)	1,172	75.7 (1.3)	1,113	76.0 (1.3)
특성화계고	1,221	80.4 (1.4)	1,696	85.5 (1.2)	1,843	77.6 (1.3)	1,792	73.1 (1.7)	1,045	80.5 (1.5)	896	80.0 (1.4)	918	79.1 (1.7)	539	79.4 (1.5)
<b>지 역</b>																
서울	797	70.9 (1.2)	896	74.8 (1.4)	1,049	67.6 (1.7)	976	65.7 (1.6)	642	70.8 (2.1)	613	70.2 (1.4)	712	74.4 (1.8)	749	73.1 (1.6)
부산	523	67.7 (1.6)	549	77.7 (1.7)	706	67.1 (1.9)	693	70.8 (1.8)	377	77.4 (1.9)	364	76.6 (2.2)	240	73.7 (3.2)	201	74.4 (2.8)
대구	464	61.2 (2.3)	508	73.5 (1.6)	667	72.6 (1.5)	597	71.3 (1.6)	306	79.4 (2.3)	289	77.8 (2.4)	218	74.9 (2.9)	194	71.2 (2.7)
인천	386	66.4 (2.8)	437	70.1 (2.1)	498	61.0 (2.3)	511	65.0 (1.9)	266	76.9 (1.7)	258	68.2 (3.0)	180	76.8 (2.3)	179	68.3 (3.8)
광주	312	76.2 (2.3)	377	70.8 (2.3)	404	67.1 (2.1)	383	58.4 (3.1)	223	76.2 (3.9)	212	74.0 (3.5)	156	71.8 (4.0)	124	70.8 (2.9)
대전	265	72.4 (3.1)	309	60.4 (4.0)	375	67.2 (1.7)	422	67.0 (1.6)	243	78.4 (2.5)	201	79.1 (2.3)	168	72.9 (3.0)	126	71.4 (2.7)
울산	344	66.5 (2.8)	457	61.7 (1.8)	462	61.0 (2.3)	380	63.0 (2.4)	197	71.9 (3.1)	165	67.0 (3.1)	181	69.5 (3.8)	146	72.5 (3.2)
경기	815	70.6 (1.8)	933	75.3 (1.8)	955	68.9 (1.7)	889	68.5 (1.9)	530	76.0 (1.6)	480	75.3 (2.3)	723	70.7 (1.7)	690	71.4 (1.5)
강원	357	71.1 (2.8)	435	73.6 (3.2)	435	62.5 (2.9)	376	60.8 (2.9)	261	67.4 (3.8)	237	67.2 (4.2)	160	69.8 (3.4)	146	74.4 (3.8)
충북	368	69.5 (2.6)	434	68.4 (3.8)	476	65.8 (2.1)	493	66.3 (2.1)	317	76.0 (2.4)	278	81.1 (2.8)	249	76.2 (2.1)	165	68.1 (4.8)
충남	483	78.3 (2.5)	584	80.0 (2.9)	577	72.0 (3.4)	525	78.1 (3.1)	323	80.6 (2.3)	309	76.6 (2.9)	246	83.3 (2.8)	186	80.9 (3.5)
전북	457	80.8 (2.0)	459	82.3 (1.7)	518	78.7 (2.3)	508	78.2 (2.4)	332	84.0 (2.2)	289	81.5 (3.0)	213	77.6 (3.7)	208	76.1 (3.0)
전남	492	76.9 (2.8)	554	82.7 (2.6)	576	79.7 (2.0)	534	76.7 (2.4)	317	76.7 (3.6)	254	80.3 (2.5)	222	80.0 (3.2)	234	76.9 (4.2)
경북	503	77.6 (2.4)	570	78.7 (1.7)	573	79.7 (1.9)	748	76.5 (2.5)	394	87.4 (1.8)	432	78.7 (3.4)	355	81.3 (3.0)	231	68.6 (4.7)
경남	691	74.9 (2.5)	749	75.0 (2.0)	800	72.5 (2.4)	818	74.1 (2.4)	479	80.0 (2.0)	458	83.6 (2.4)	316	75.2 (2.4)	319	76.2 (3.7)
제주	252	74.6 (2.7)	359	74.9 (2.0)	405	71.2 (1.9)	348	74.1 (3.5)	203	76.4 (3.9)	176	75.6 (2.8)	148	85.0 (1.8)	102	71.1 (5.5)

제3부

손  
상  
예  
방



결과표55. 성관계 경험률

(단위: %)

구 분	'05		'06		'07		'08		'09		'10		'11		'12	
	N	분율(표준오차)	N	분율(표준오차)	N	분율(표준오차)	N	분율(표준오차)	N	분율(표준오차)	N	분율(표준오차)	N	분율(표준오차)	N	분율(표준오차)
<b>전 체</b>																
전 체	58,224	4.8 (0.1)	71,404	5.1 (0.1)	74,698	5.2 (0.2)	75,238	5.1 (0.2)	75,066	5.1 (0.2)	73,238	5.3 (0.2)	75,643	4.9 (0.1)	74,186	4.3 (0.1)
<b>학 년</b>																
중1	12,167	2.8 (0.2)	12,876	2.0 (0.1)	13,035	1.7 (0.1)	13,037	1.9 (0.2)	12,714	2.0 (0.2)	12,468	2.3 (0.2)	12,728	1.8 (0.2)	12,362	1.9 (0.1)
중2	11,998	2.9 (0.3)	12,384	2.3 (0.2)	12,849	2.3 (0.2)	13,056	2.1 (0.2)	12,868	1.8 (0.2)	12,499	2.2 (0.2)	12,903	2.3 (0.2)	12,384	1.7 (0.1)
중3	11,384	3.6 (0.2)	12,160	2.7 (0.2)	12,936	2.7 (0.2)	12,850	2.7 (0.2)	12,827	2.8 (0.2)	12,603	3.1 (0.2)	12,843	2.7 (0.2)	12,551	2.6 (0.2)
고1	11,469	6.1 (0.4)	11,624	5.4 (0.3)	12,809	5.4 (0.4)	12,720	5.5 (0.3)	12,477	5.2 (0.3)	12,021	4.9 (0.3)	12,569	4.7 (0.2)	12,451	3.8 (0.2)
고2	11,206	9.6 (0.4)	11,450	8.4 (0.4)	11,596	9.1 (0.5)	12,375	8.3 (0.5)	12,427	8.2 (0.4)	12,124	7.9 (0.4)	12,508	7.2 (0.3)	12,315	6.6 (0.3)
고3	-	-	10,910	11.5 (0.5)	11,473	11.4 (0.5)	11,200	11.2 (0.5)	11,753	11.2 (0.5)	11,523	11.6 (0.5)	12,092	10.5 (0.4)	12,123	9.2 (0.4)
<b>학교급</b>																
중학교	35,549	3.1 (0.1)	37,420	2.3 (0.1)	38,820	2.2 (0.1)	38,943	2.2 (0.1)	38,409	2.2 (0.1)	37,570	2.5 (0.1)	38,474	2.3 (0.1)	37,297	2.1 (0.1)
고등학교	22,675	7.8 (0.3)	33,984	8.4 (0.3)	35,878	8.5 (0.3)	36,295	8.2 (0.3)	36,657	8.2 (0.3)	35,668	8.1 (0.3)	37,169	7.4 (0.2)	36,889	6.5 (0.2)
일반계고	15,801	5.8 (0.3)	23,505	6.3 (0.3)	25,051	6.7 (0.3)	26,808	6.4 (0.3)	27,380	6.6 (0.3)	26,845	6.5 (0.3)	27,278	6.2 (0.2)	28,443	5.4 (0.2)
특성화계고	6,874	13.1 (0.8)	10,479	13.7 (0.5)	10,827	13.4 (0.6)	9,487	13.3 (0.7)	9,277	13.0 (0.9)	8,823	13.4 (0.6)	9,891	11.6 (0.5)	8,446	10.4 (0.6)
<b>남학생</b>																
전 체	29,874	6.0 (0.2)	37,204	6.7 (0.2)	39,466	7.1 (0.2)	39,278	6.9 (0.3)	39,612	7.1 (0.2)	38,391	7.2 (0.2)	37,873	6.7 (0.2)	38,221	5.9 (0.2)
<b>학 년</b>																
중1	6,281	3.3 (0.3)	6,916	2.5 (0.2)	7,102	2.0 (0.2)	6,893	2.0 (0.2)	6,933	2.2 (0.2)	6,519	2.7 (0.3)	6,548	2.4 (0.3)	6,364	2.2 (0.2)
중2	6,118	3.8 (0.4)	6,405	3.2 (0.3)	6,810	3.1 (0.3)	6,938	2.8 (0.3)	6,965	2.3 (0.2)	6,620	2.6 (0.3)	6,413	2.9 (0.3)	6,394	2.2 (0.2)
중3	5,836	4.4 (0.3)	6,299	3.5 (0.3)	6,709	3.6 (0.3)	6,900	3.7 (0.3)	7,035	3.8 (0.3)	6,817	4.1 (0.3)	6,589	3.6 (0.3)	6,525	3.1 (0.2)
고1	5,898	7.3 (0.5)	6,039	7.1 (0.5)	6,602	7.5 (0.5)	6,674	7.7 (0.4)	6,890	7.5 (0.4)	6,229	6.6 (0.4)	6,386	6.5 (0.3)	6,606	5.3 (0.3)
고2	5,741	12.3 (0.6)	6,005	10.5 (0.6)	6,199	12.3 (0.6)	6,067	11.6 (0.6)	6,104	11.9 (0.6)	6,273	10.6 (0.5)	5,954	10.0 (0.5)	6,221	9.2 (0.5)
고3	-	-	5,540	15.5 (0.7)	6,044	16.1 (0.7)	5,806	15.5 (0.7)	5,685	15.2 (0.7)	5,933	16.4 (0.8)	5,983	14.6 (0.6)	6,111	13.1 (0.6)
<b>학교급</b>																
중학교	18,235	3.8 (0.2)	19,620	3.0 (0.2)	20,621	2.9 (0.2)	20,731	2.8 (0.2)	20,933	2.8 (0.2)	19,956	3.2 (0.2)	19,550	3.0 (0.2)	19,283	2.5 (0.1)
고등학교	11,639	9.8 (0.4)	17,584	10.9 (0.4)	18,845	11.8 (0.4)	18,547	11.4 (0.4)	18,679	11.4 (0.4)	18,435	11.2 (0.4)	18,323	10.3 (0.3)	18,938	9.2 (0.3)
일반계고	8,177	7.8 (0.4)	12,186	8.6 (0.4)	13,278	9.7 (0.4)	14,247	9.5 (0.4)	14,278	9.7 (0.4)	14,042	9.1 (0.4)	13,946	8.9 (0.3)	14,458	7.7 (0.3)
특성화계고	3,462	14.8 (0.9)	5,398	16.9 (0.6)	5,567	17.2 (0.6)	4,300	16.6 (0.9)	4,401	16.5 (1.1)	4,393	17.5 (0.8)	4,377	14.9 (0.7)	4,480	14.1 (0.7)
<b>여학생</b>																
전 체	28,350	3.5 (0.2)	34,200	3.4 (0.2)	35,232	3.0 (0.1)	35,960	3.0 (0.1)	35,454	3.0 (0.1)	34,847	3.2 (0.1)	37,770	2.9 (0.1)	35,965	2.6 (0.1)
<b>학 년</b>																
중1	5,886	2.1 (0.2)	5,960	1.4 (0.2)	5,933	1.3 (0.2)	6,144	1.8 (0.2)	5,781	1.7 (0.2)	5,949	2.0 (0.2)	6,180	1.1 (0.1)	5,998	1.6 (0.2)
중2	5,880	2.0 (0.2)	5,979	1.3 (0.2)	6,039	1.3 (0.2)	6,118	1.3 (0.2)	5,903	1.2 (0.2)	5,879	1.6 (0.2)	6,490	1.7 (0.2)	5,990	1.2 (0.1)
중3	5,548	2.7 (0.3)	5,861	1.9 (0.2)	6,227	1.6 (0.2)	5,950	1.6 (0.2)	5,792	1.6 (0.2)	5,786	2.0 (0.3)	6,254	1.7 (0.2)	6,026	2.0 (0.3)
고1	5,571	4.6 (0.4)	5,585	3.4 (0.3)	6,207	3.0 (0.3)	6,046	3.1 (0.4)	5,587	2.6 (0.3)	5,792	2.8 (0.3)	6,183	2.6 (0.2)	5,845	2.2 (0.2)
고2	5,465	6.6 (0.5)	5,445	6.0 (0.5)	5,397	5.5 (0.5)	6,308	4.5 (0.3)	6,323	4.1 (0.3)	5,851	4.8 (0.4)	6,554	4.0 (0.3)	6,094	3.6 (0.3)
고3	-	-	5,370	7.1 (0.7)	5,429	6.0 (0.4)	5,394	6.5 (0.6)	6,068	6.8 (0.5)	5,590	6.2 (0.4)	6,109	6.0 (0.4)	6,012	4.8 (0.4)
<b>학교급</b>																
중학교	17,314	2.2 (0.1)	17,800	1.5 (0.1)	18,199	1.4 (0.1)	18,212	1.6 (0.1)	17,476	1.5 (0.1)	17,614	1.9 (0.1)	18,924	1.5 (0.1)	18,014	1.6 (0.1)
고등학교	11,036	5.6 (0.3)	16,400	5.5 (0.3)	17,033	4.8 (0.3)	17,748	4.6 (0.3)	17,978	4.5 (0.3)	17,233	4.6 (0.2)	18,846	4.2 (0.2)	17,951	3.5 (0.2)
일반계고	7,624	3.6 (0.3)	11,319	3.8 (0.3)	11,773	3.3 (0.3)	12,561	3.1 (0.2)	13,102	3.2 (0.2)	12,803	3.5 (0.2)	13,332	3.2 (0.2)	13,985	2.8 (0.2)
특성화계고	3,412	11.1 (1.0)	5,081	10.0 (0.7)	5,260	9.0 (0.8)	5,187	9.4 (0.7)	4,876	8.8 (0.7)	4,430	8.4 (0.6)	5,514	7.7 (0.5)	3,966	6.1 (0.5)

※평생동안 성관계(이성 또는 동성) 경험이 있는 사람의 분율

※'06년 설문문항 및 지표정의 변경으로 연도비교 시 주의



결과표56. 성관계 경험자의 술 마신 후 성관계 경험률

(단위: %)

구 분	'05			'06			'07			'08			'09			'10			'11			'12		
	N	분율(표준오차)		N	분율(표준오차)		N	분율(표준오차)		N	분율(표준오차)		N	분율(표준오차)		N	분율(표준오차)		N	분율(표준오차)		N	분율(표준오차)	
<b>전 체</b>																								
전 체	-	-	-	-	-	-	-	-	-	-	-	-	-	-	-	3,815	43.2 (1.1)		3,537	43.1 (1.0)		3,112	41.9 (1.0)	
<b>학 년</b>																								
중1	-	-	-	-	-	-	-	-	-	-	-	-	-	-	-	276	19.7 (2.8)		221	19.7 (3.2)		210	14.3 (2.8)	
중2	-	-	-	-	-	-	-	-	-	-	-	-	-	-	-	286	33.5 (3.6)		299	30.3 (3.3)		211	29.5 (3.8)	
중3	-	-	-	-	-	-	-	-	-	-	-	-	-	-	-	382	37.4 (3.4)		339	38.8 (3.1)		304	38.4 (3.9)	
고1	-	-	-	-	-	-	-	-	-	-	-	-	-	-	-	595	38.6 (2.4)		594	43.0 (2.2)		475	39.5 (2.3)	
고2	-	-	-	-	-	-	-	-	-	-	-	-	-	-	-	981	46.4 (2.0)		869	45.6 (1.8)		825	44.3 (1.8)	
고3	-	-	-	-	-	-	-	-	-	-	-	-	-	-	-	1,295	51.2 (1.6)		1,215	49.1 (1.6)		1,087	49.8 (1.6)	
<b>학교급</b>																								
중학교	-	-	-	-	-	-	-	-	-	-	-	-	-	-	-	944	31.0 (2.1)		859	31.1 (2.2)		725	28.8 (2.4)	
고등학교	-	-	-	-	-	-	-	-	-	-	-	-	-	-	-	2,871	47.1 (1.2)		2,678	46.7 (1.1)		2,387	45.9 (1.1)	
일반계고	-	-	-	-	-	-	-	-	-	-	-	-	-	-	-	1,757	42.1 (1.6)		1,661	42.9 (1.3)		1,533	42.9 (1.3)	
특성화계고	-	-	-	-	-	-	-	-	-	-	-	-	-	-	-	1,114	54.8 (1.9)		1,017	53.4 (1.8)		854	51.1 (1.7)	
<b>남학생</b>																								
전 체	-	-	-	-	-	-	-	-	-	-	-	-	-	-	-	2,722	45.5 (1.2)		2,397	43.4 (1.2)		2,200	41.4 (1.2)	
<b>학 년</b>																								
중1	-	-	-	-	-	-	-	-	-	-	-	-	-	-	-	163	23.7 (4.2)		145	23.1 (4.2)		123	13.3 (3.3)	
중2	-	-	-	-	-	-	-	-	-	-	-	-	-	-	-	189	32.2 (4.0)		191	27.6 (3.8)		135	28.0 (4.7)	
중3	-	-	-	-	-	-	-	-	-	-	-	-	-	-	-	279	36.0 (3.6)		233	35.7 (3.5)		201	31.2 (3.5)	
고1	-	-	-	-	-	-	-	-	-	-	-	-	-	-	-	438	39.5 (2.8)		417	42.2 (2.7)		345	38.5 (2.6)	
고2	-	-	-	-	-	-	-	-	-	-	-	-	-	-	-	699	47.9 (2.4)		588	47.7 (2.1)		588	43.8 (2.1)	
고3	-	-	-	-	-	-	-	-	-	-	-	-	-	-	-	954	54.5 (1.9)		823	49.1 (1.8)		808	49.8 (1.8)	
<b>학교급</b>																								
중학교	-	-	-	-	-	-	-	-	-	-	-	-	-	-	-	631	31.6 (2.3)		569	29.8 (2.7)		459	25.3 (2.5)	
고등학교	-	-	-	-	-	-	-	-	-	-	-	-	-	-	-	2,091	49.4 (1.4)		1,828	47.2 (1.3)		1,741	45.6 (1.3)	
일반계고	-	-	-	-	-	-	-	-	-	-	-	-	-	-	-	1,310	44.8 (1.8)		1,232	44.0 (1.5)		1,113	42.8 (1.6)	
특성화계고	-	-	-	-	-	-	-	-	-	-	-	-	-	-	-	781	56.7 (2.1)		596	53.2 (2.3)		628	50.6 (2.0)	
<b>여학생</b>																								
전 체	-	-	-	-	-	-	-	-	-	-	-	-	-	-	-	1,093	37.6 (1.9)		1,140	42.2 (1.6)		912	43.2 (2.1)	
<b>학 년</b>																								
중1	-	-	-	-	-	-	-	-	-	-	-	-	-	-	-	113	13.9 (3.3)		76	12.1 (3.6)		87	15.7 (5.0)	
중2	-	-	-	-	-	-	-	-	-	-	-	-	-	-	-	97	35.7 (6.1)		108	35.3 (5.1)		76	32.6 (5.7)	
중3	-	-	-	-	-	-	-	-	-	-	-	-	-	-	-	103	40.5 (7.3)		106	46.1 (5.4)		103	50.9 (7.3)	
고1	-	-	-	-	-	-	-	-	-	-	-	-	-	-	-	157	35.9 (4.5)		177	45.1 (3.9)		130	42.1 (4.9)	
고2	-	-	-	-	-	-	-	-	-	-	-	-	-	-	-	282	42.6 (3.4)		281	39.7 (2.8)		237	45.8 (3.7)	
고3	-	-	-	-	-	-	-	-	-	-	-	-	-	-	-	341	41.7 (2.7)		392	49.1 (2.7)		279	49.9 (4.2)	
<b>학교급</b>																								
중학교	-	-	-	-	-	-	-	-	-	-	-	-	-	-	-	313	29.8 (3.5)		290	33.9 (3.1)		266	34.9 (4.3)	
고등학교	-	-	-	-	-	-	-	-	-	-	-	-	-	-	-	780	40.8 (2.2)		850	45.3 (1.8)		646	46.9 (2.4)	
일반계고	-	-	-	-	-	-	-	-	-	-	-	-	-	-	-	447	34.3 (2.7)		429	39.1 (2.3)		420	43.2 (2.9)	
특성화계고	-	-	-	-	-	-	-	-	-	-	-	-	-	-	-	333	49.9 (3.0)		421	53.9 (2.6)		226	52.6 (4.0)	

※평생 성관계(이성 또는 동성) 경험자 중 술을 마신 후 성관계(이성 또는 동성)를 한 적이 있는 사람의 분율



결과표57. 중1 학생의 중학교 입학 전 성관계 경험률

(단위: %)

구 분	'05		'06		'07		'08		'09		'10		'11		'12	
	N	분율(표준오차)	N	분율(표준오차)	N	분율(표준오차)	N	분율(표준오차)	N	분율(표준오차)	N	분율(표준오차)	N	분율(표준오차)	N	분율(표준오차)
전 체	12,041	1.6 (0.1)	12,369	1.3 (0.1)	13,023	1.2 (0.1)	13,022	1.4 (0.1)	12,701	1.4 (0.2)	12,460	1.6 (0.1)	12,720	1.2 (0.1)	12,350	1.5 (0.1)
남학생	6,193	1.9 (0.2)	6,602	1.5 (0.2)	7,095	1.5 (0.2)	6,882	1.4 (0.2)	6,924	1.6 (0.2)	6,512	2.0 (0.2)	6,542	1.7 (0.2)	6,358	1.8 (0.2)
여학생	5,848	1.3 (0.2)	5,767	1.0 (0.1)	5,928	0.9 (0.1)	6,140	1.4 (0.2)	5,777	1.2 (0.2)	5,948	1.2 (0.1)	6,178	0.7 (0.1)	5,992	1.2 (0.2)

※중학교 1학년 학생 중에서 중학교 입학하기 이전에 성관계(이성 또는 동성)를 해 본 적이 있는 사람의 분율

결과표58. 성관계 시작 연령

(단위: 세)

구 분	'05		'06		'07		'08		'09		'10		'11		'12	
	N	평균(표준오차)	N	평균(표준오차)	N	평균(표준오차)	N	평균(표준오차)	N	평균(표준오차)	N	평균(표준오차)	N	평균(표준오차)	N	평균(표준오차)
<b>전 체</b>																
전 체	2,485	13.6 (0.1)	3,269	13.9 (0.1)	3,618	13.9 (0.1)	3,580	13.9 (0.1)	3,505	13.8 (0.1)	3,613	13.6 (0.1)	3,325	13.8 (0.1)	2,937	13.6 (0.1)
학교급																
중학교	846	11.7 (0.1)	629	11.2 (0.1)	783	11.4 (0.1)	777	11.3 (0.2)	731	11.3 (0.2)	852	10.9 (0.1)	750	11.2 (0.1)	634	10.6 (0.2)
고등학교	1,639	14.7 (0.1)	2,640	14.6 (0.1)	2,835	14.6 (0.1)	2,803	14.6 (0.1)	2,774	14.5 (0.1)	2,761	14.4 (0.1)	2,575	14.5 (0.1)	2,303	14.4 (0.1)
일반계고	817	14.4 (0.1)	1,363	14.5 (0.1)	1,552	14.4 (0.1)	1,712	14.4 (0.1)	1,709	14.2 (0.1)	1,678	14.2 (0.1)	1,584	14.3 (0.1)	1,469	14.3 (0.1)
특성화계고	822	15.0 (0.1)	1,277	14.8 (0.1)	1,283	14.9 (0.1)	1,091	14.8 (0.1)	1,065	14.9 (0.1)	1,083	14.8 (0.1)	991	14.9 (0.1)	834	14.5 (0.1)
<b>남학생</b>																
전 체	1,597	13.4 (0.1)	2,233	13.7 (0.1)	2,601	13.8 (0.1)	2,484	13.7 (0.1)	2,500	13.7 (0.1)	2,585	13.5 (0.1)	2,262	13.6 (0.1)	2,095	13.5 (0.1)
학교급																
중학교	533	11.4 (0.1)	411	11.0 (0.2)	532	11.1 (0.2)	518	11.3 (0.2)	495	11.1 (0.2)	577	10.8 (0.2)	501	10.8 (0.2)	411	10.4 (0.2)
고등학교	1,064	14.5 (0.1)	1,822	14.4 (0.1)	2,069	14.4 (0.1)	1,966	14.3 (0.1)	2,005	14.3 (0.1)	2,008	14.2 (0.1)	1,761	14.3 (0.1)	1,684	14.3 (0.1)
일반계고	570	14.2 (0.2)	958	14.2 (0.1)	1,210	14.2 (0.1)	1,292	14.1 (0.1)	1,272	13.9 (0.2)	1,251	13.9 (0.1)	1,180	14.1 (0.1)	1,068	14.2 (0.1)
특성화계고	494	14.9 (0.1)	864	14.7 (0.1)	859	14.8 (0.1)	674	14.7 (0.1)	733	14.9 (0.1)	757	14.7 (0.1)	581	14.8 (0.1)	616	14.4 (0.1)
<b>여학생</b>																
전 체	888	14.0 (0.1)	1,036	14.4 (0.1)	1,017	14.5 (0.1)	1,096	14.3 (0.1)	1,005	14.3 (0.1)	1,028	14.0 (0.1)	1,063	14.3 (0.1)	842	13.7 (0.2)
학교급																
중학교	313	12.2 (0.1)	218	11.6 (0.2)	251	12.1 (0.2)	259	11.4 (0.3)	236	11.7 (0.2)	275	11.1 (0.2)	249	11.9 (0.2)	223	11.0 (0.3)
고등학교	575	15.0 (0.1)	818	15.1 (0.1)	766	15.2 (0.1)	837	15.2 (0.1)	769	15.1 (0.1)	753	15.0 (0.1)	814	15.0 (0.1)	619	14.7 (0.1)
일반계고	247	14.8 (0.2)	405	15.1 (0.2)	342	15.2 (0.1)	420	15.2 (0.1)	437	15.1 (0.1)	427	14.9 (0.2)	404	14.9 (0.1)	401	14.6 (0.2)
특성화계고	328	15.2 (0.1)	413	15.1 (0.2)	424	15.3 (0.1)	417	15.2 (0.2)	332	15.2 (0.2)	326	15.0 (0.2)	410	15.2 (0.1)	218	14.7 (0.2)

※평생 성관계(이성 또는 동성) 경험자 중 성관계(이성 또는 동성)를 처음 시작한 연령의 평균

※기준('05~'09년)에는 학년의 평균연령으로 계산하였으나, '10년 이후에는 만나기로 계산하였으며, 연도비교를 위해 '10년 기준으로 '05~'09년 결과 재산출



결과표59. 피임 실천율

(단위: %)

구 분	'05		'06		'07		'08		'09		'10		'11		'12	
	N	분율(표준오차)	N	분율(표준오차)	N	분율(표준오차)	N	분율(표준오차)	N	분율(표준오차)	N	분율(표준오차)	N	분율(표준오차)	N	분율(표준오차)
전 체	2,587	28.3 (0.9)	2,818	39.1 (1.2)	3,493	39.0 (1.0)	3,492	41.0 (1.0)	3,497	41.8 (1.1)	3,347	41.0 (1.1)	3,187	45.7 (1.0)	2,860	42.3 (1.0)
남학생	1,672	31.1 (1.2)	1,911	40.1 (1.5)	2,511	39.8 (1.3)	2,418	42.4 (1.2)	2,486	42.6 (1.2)	2,411	42.1 (1.1)	2,148	46.7 (1.1)	2,025	42.8 (1.1)
여학생	915	22.4 (1.7)	907	37.1 (2.2)	982	37.1 (2.4)	1,074	37.6 (2.1)	1,011	39.7 (1.8)	936	38.4 (2.0)	1,039	43.3 (1.7)	835	41.1 (1.7)

※평생 성관계(이성) 경험자 중 성관계 시 '항상' 또는 '대부분' 피임을 한 사람의 분율

결과표60. 임신 경험률

(단위: %)

구 분	'05		'06		'07		'08		'09		'10		'11		'12	
	N	분율(표준오차)	N	분율(표준오차)	N	분율(표준오차)	N	분율(표준오차)	N	분율(표준오차)	N	분율(표준오차)	N	분율(표준오차)	N	분율(표준오차)
여학생	28,168	0.3 (0.0)	34,100	0.4 (0.0)	35,179	0.3 (0.0)	35,947	0.3 (0.0)	35,439	0.4 (0.0)	34,810	0.3 (0.0)	37,737	0.3 (0.0)	35,942	0.3 (0.0)

※여학생 중 임신을 해 본 적이 있는 사람의 분율

결과표61. 인공임신중절수술 경험률

(단위: %)

구 분	'05		'06		'07		'08		'09		'10		'11		'12	
	N	분율(표준오차)	N	분율(표준오차)	N	분율(표준오차)	N	분율(표준오차)	N	분율(표준오차)	N	분율(표준오차)	N	분율(표준오차)	N	분율(표준오차)
여학생	28,350	0.2 (0.0)	34,103	0.4 (0.0)	35,215	0.2 (0.0)	35,947	0.2 (0.0)	35,439	0.3 (0.0)	34,810	0.2 (0.0)	37,737	0.2 (0.0)	35,942	0.2 (0.0)
임신 경험 여학생	91	51.1 (6.4)	109	86.9 (3.3)	80	86.2 (5.5)	95	88.3 (4.5)	122	79.0 (4.4)	91	70.7 (5.1)	111	83.4 (3.8)	95	81.6 (4.0)

※인공임신중절수술 경험률(여학생): 여학생 중 인공임신중절수술을 받은 적이 있는 사람의 분율

※인공임신중절수술 경험률(임신 경험 여학생): 임신 경험 여학생 중 인공임신중절수술을 받은 적이 있는 사람의 분율

결과표62. 성병 경험률

(단위: %)


구 분	'05		'06		'07		'08		'09		'10		'11		'12	
	N	분율(표준오차)	N	분율(표준오차)	N	분율(표준오차)	N	분율(표준오차)	N	분율(표준오차)	N	분율(표준오차)	N	분율(표준오차)	N	분율(표준오차)
전 체	2,586	9.0 (0.7)	-	- -	3,857	11.7 (0.7)	3,817	11.1 (0.6)	3,785	10.4 (0.7)	3,815	11.8 (0.6)	3,537	10.1 (0.7)	3,112	9.2 (0.7)
남학생	1,671	10.2 (0.9)	-	- -	2,781	12.4 (0.8)	2,658	12.1 (0.7)	2,693	11.0 (0.9)	2,722	12.2 (0.8)	2,397	10.1 (0.8)	2,200	7.8 (0.6)
여학생	915	6.7 (1.1)	-	- -	1,076	9.6 (1.3)	1,159	8.4 (1.0)	1,092	8.8 (1.1)	1,093	10.8 (1.0)	1,140	10.3 (1.0)	912	12.8 (1.8)

※평생 성관계(이성 또는 동성) 경험자 중 성병에 걸려본 적이 있는 사람의 분율



결과표63. 몽정 시작 연령

(단위: 세)

구 분	'05			'06			'07			'08			'09			'10			'11			'12		
	N	평균	표준오차	N	평균	표준오차	N	평균	표준오차	N	평균	표준오차	N	평균	표준오차	N	평균	표준오차	N	평균	표준오차	N	평균	표준오차
 남학생																								
전 체	-	-	-	22,207	12.8	(0.0)	22,519	12.8	(0.0)	21,606	12.8	(0.0)	20,971	12.8	(0.0)	21,215	12.8	(0.0)	20,229	12.8	(0.0)	19,438	12.6	(0.0)
학 년																								
중1	-	-	-	2,380	11.9	(0.0)	2,424	11.8	(0.0)	2,363	11.9	(0.0)	2,323	11.8	(0.0)	2,517	11.8	(0.0)	2,241	11.8	(0.0)	1,878	11.4	(0.0)
중2	-	-	-	3,214	12.2	(0.0)	3,162	12.2	(0.0)	3,115	12.3	(0.0)	3,113	12.3	(0.0)	3,075	12.2	(0.0)	2,932	12.2	(0.0)	2,661	12.0	(0.0)
중3	-	-	-	3,803	12.6	(0.0)	3,900	12.6	(0.0)	3,781	12.6	(0.0)	3,654	12.6	(0.0)	3,770	12.6	(0.0)	3,535	12.6	(0.0)	3,348	12.3	(0.0)
고1	-	-	-	4,199	13.0	(0.0)	4,370	13.1	(0.0)	4,233	13.1	(0.0)	4,177	13.1	(0.0)	3,817	13.0	(0.0)	3,905	13.1	(0.0)	3,838	12.8	(0.0)
고2	-	-	-	4,433	13.1	(0.0)	4,299	13.1	(0.0)	4,044	13.2	(0.0)	3,931	13.2	(0.0)	4,116	13.2	(0.0)	3,765	13.2	(0.0)	3,803	12.9	(0.0)
고3	-	-	-	4,178	13.2	(0.1)	4,364	13.3	(0.0)	4,070	13.3	(0.0)	3,773	13.3	(0.1)	3,920	13.2	(0.0)	3,851	13.2	(0.0)	3,910	13.1	(0.0)
학교급																								
중학교	-	-	-	9,397	12.3	(0.0)	9,486	12.3	(0.0)	9,259	12.3	(0.0)	9,090	12.3	(0.0)	9,362	12.3	(0.0)	8,708	12.3	(0.0)	7,887	12.0	(0.0)
고등학교	-	-	-	12,810	13.1	(0.0)	13,033	13.1	(0.0)	12,347	13.2	(0.0)	11,881	13.2	(0.0)	11,853	13.1	(0.0)	11,521	13.2	(0.0)	11,551	12.9	(0.0)
일반계고	-	-	-	8,986	13.2	(0.0)	9,294	13.2	(0.0)	9,519	13.2	(0.0)	9,162	13.2	(0.0)	9,069	13.1	(0.0)	8,769	13.2	(0.0)	8,913	12.9	(0.0)
특성화계고	-	-	-	3,824	13.0	(0.1)	3,739	13.1	(0.0)	2,828	13.1	(0.1)	2,719	13.2	(0.0)	2,784	13.2	(0.1)	2,752	13.1	(0.0)	2,638	12.9	(0.0)
지 역																								
서울	-	-	-	2,329	12.8	(0.1)	2,386	12.7	(0.0)	2,169	12.8	(0.0)	2,075	12.7	(0.1)	2,162	12.7	(0.1)	2,790	12.7	(0.0)	2,576	12.5	(0.0)
부산	-	-	-	1,709	12.8	(0.1)	1,669	12.9	(0.1)	1,527	12.8	(0.1)	1,474	12.8	(0.1)	1,564	12.7	(0.1)	1,452	12.9	(0.1)	1,424	12.7	(0.1)
대구	-	-	-	1,613	12.8	(0.0)	1,441	12.8	(0.1)	1,393	12.8	(0.1)	1,375	12.9	(0.1)	1,424	12.8	(0.1)	1,309	12.8	(0.1)	1,358	12.6	(0.1)
인천	-	-	-	1,482	12.6	(0.0)	1,477	12.7	(0.1)	1,538	12.8	(0.1)	1,478	12.8	(0.1)	1,435	12.8	(0.1)	1,210	12.8	(0.1)	1,181	12.4	(0.1)
광주	-	-	-	1,262	12.8	(0.1)	1,271	12.7	(0.1)	1,214	13.0	(0.1)	1,207	12.9	(0.1)	1,156	12.9	(0.1)	951	12.8	(0.1)	925	12.5	(0.1)
대전	-	-	-	1,324	12.7	(0.1)	1,307	12.8	(0.1)	1,162	12.9	(0.1)	1,139	12.9	(0.1)	1,143	12.8	(0.1)	805	13.0	(0.1)	917	12.5	(0.1)
울산	-	-	-	1,136	12.9	(0.1)	1,158	12.7	(0.1)	1,124	12.9	(0.1)	1,116	12.9	(0.1)	1,231	12.9	(0.1)	744	12.8	(0.1)	696	12.7	(0.1)
경기	-	-	-	2,403	12.6	(0.1)	2,590	12.8	(0.1)	2,669	12.8	(0.0)	2,701	12.7	(0.0)	2,643	12.7	(0.1)	3,803	12.8	(0.0)	3,857	12.5	(0.0)
강원	-	-	-	1,052	12.8	(0.1)	1,009	12.8	(0.1)	1,125	12.8	(0.1)	1,084	12.9	(0.1)	1,040	12.8	(0.1)	742	12.8	(0.1)	621	12.6	(0.1)
충북	-	-	-	1,049	12.8	(0.1)	1,159	12.7	(0.1)	1,136	12.7	(0.1)	1,103	12.8	(0.1)	1,025	12.8	(0.1)	752	12.6	(0.1)	740	12.6	(0.1)
충남	-	-	-	1,082	12.7	(0.1)	1,114	12.8	(0.1)	1,115	12.9	(0.1)	1,099	12.9	(0.1)	1,138	12.9	(0.1)	1,005	12.9	(0.1)	866	12.6	(0.1)
전북	-	-	-	1,143	12.9	(0.1)	1,158	12.9	(0.1)	1,185	12.9	(0.1)	1,116	13.0	(0.1)	1,148	12.9	(0.1)	929	12.6	(0.1)	722	12.7	(0.1)
전남	-	-	-	1,064	13.0	(0.1)	1,106	12.9	(0.1)	1,017	12.6	(0.1)	932	13.0	(0.1)	980	12.8	(0.1)	892	12.9	(0.1)	732	12.7	(0.1)
경북	-	-	-	1,385	12.9	(0.1)	1,511	12.8	(0.1)	1,164	13.0	(0.1)	1,141	13.0	(0.1)	1,157	13.0	(0.1)	1,064	12.9	(0.1)	1,043	12.7	(0.1)
경남	-	-	-	1,508	12.7	(0.2)	1,498	12.8	(0.1)	1,365	13.0	(0.1)	1,287	12.9	(0.1)	1,307	12.7	(0.1)	1,349	12.9	(0.1)	1,334	12.7	(0.1)
제주	-	-	-	666	13.0	(0.1)	665	13.0	(0.1)	703	13.1	(0.1)	644	12.9	(0.1)	662	13.0	(0.1)	432	12.9	(0.1)	446	12.7	(0.1)


※몽정 경험 남학생 중 처음으로 몽정을 경험한 시작 연령의 평균

※기준('05~'09년)에는 학년의 평균연령으로 계산하였으나, '10년 이후에는 만나이로 계산하였으며, 연도비교를 위해 '10년 기준으로 '05~'09년 결과 재산출



결과표64. 월경 시작 연령

(단위: 세)

구 분	'05			'06			'07			'08			'09			'10			'11			'12		
	N	평균	표준오차	N	평균	표준오차	N	평균	표준오차	N	평균	표준오차	N	평균	표준오차	N	평균	표준오차	N	평균	표준오차	N	평균	표준오차
 여학생																								
전 체	-	-	-	31,758	12.0	(0.0)	33,158	12.0	(0.0)	34,026	12.0	(0.0)	33,457	12.0	(0.0)	33,044	12.0	(0.0)	36,114	12.0	(0.0)	33,699	11.7	(0.0)
학 년																								
중1	-	-	-	4,616	11.7	(0.0)	4,657	11.6	(0.0)	4,930	11.6	(0.0)	4,554	11.6	(0.0)	4,760	11.6	(0.0)	5,087	11.6	(0.0)	4,456	11.3	(0.0)
중2	-	-	-	5,515	11.9	(0.0)	5,617	11.9	(0.0)	5,773	11.9	(0.0)	5,569	11.9	(0.0)	5,564	11.8	(0.0)	6,165	11.8	(0.0)	5,546	11.5	(0.0)
중3	-	-	-	5,622	12.0	(0.0)	6,056	12.0	(0.0)	5,837	12.0	(0.0)	5,670	12.0	(0.0)	5,678	12.0	(0.0)	6,157	11.9	(0.0)	5,899	11.7	(0.0)
고1	-	-	-	5,431	12.2	(0.0)	6,125	12.1	(0.0)	5,945	12.1	(0.0)	5,482	12.1	(0.0)	5,743	12.1	(0.0)	6,136	12.0	(0.0)	5,800	11.8	(0.0)
고2	-	-	-	5,341	12.2	(0.0)	5,339	12.2	(0.0)	6,227	12.2	(0.0)	6,234	12.2	(0.0)	5,791	12.1	(0.0)	6,527	12.1	(0.0)	6,054	11.8	(0.0)
고3	-	-	-	5,233	12.3	(0.0)	5,364	12.2	(0.0)	5,314	12.2	(0.0)	5,948	12.2	(0.0)	5,508	12.1	(0.0)	6,042	12.1	(0.0)	5,944	11.9	(0.0)
학교급																								
중학교	-	-	-	15,753	11.9	(0.0)	16,330	11.9	(0.0)	16,540	11.8	(0.0)	15,793	11.8	(0.0)	16,002	11.8	(0.0)	17,409	11.8	(0.0)	15,901	11.5	(0.0)
고등학교	-	-	-	16,005	12.2	(0.0)	16,828	12.2	(0.0)	17,486	12.2	(0.0)	17,664	12.1	(0.0)	17,042	12.1	(0.0)	18,705	12.1	(0.0)	17,798	11.8	(0.0)
일반계고	-	-	-	11,073	12.2	(0.0)	11,665	12.1	(0.0)	12,420	12.1	(0.0)	12,899	12.1	(0.0)	12,691	12.1	(0.0)	13,249	12.1	(0.0)	13,868	11.8	(0.0)
특성화계고	-	-	-	4,932	12.3	(0.0)	5,163	12.3	(0.0)	5,066	12.2	(0.0)	4,765	12.2	(0.0)	4,351	12.2	(0.0)	5,456	12.1	(0.0)	3,930	11.8	(0.0)
지 역																								
서울	-	-	-	3,624	12.0	(0.0)	3,765	12.0	(0.0)	3,775	11.9	(0.0)	3,796	12.0	(0.0)	3,636	11.9	(0.0)	5,673	11.9	(0.0)	5,741	11.6	(0.0)
부산	-	-	-	2,152	12.0	(0.0)	2,477	12.0	(0.0)	2,585	12.0	(0.0)	2,596	12.0	(0.0)	2,379	12.0	(0.0)	2,273	12.0	(0.0)	2,007	11.7	(0.0)
대구	-	-	-	2,168	12.0	(0.0)	2,401	12.0	(0.0)	2,318	12.1	(0.0)	2,223	12.0	(0.0)	2,279	12.0	(0.0)	1,977	12.0	(0.0)	1,584	11.7	(0.0)
인천	-	-	-	2,198	12.0	(0.0)	2,428	12.0	(0.0)	2,279	12.0	(0.0)	2,205	12.0	(0.0)	2,321	12.0	(0.0)	2,223	11.9	(0.0)	1,954	11.7	(0.0)
광주	-	-	-	1,604	12.1	(0.0)	1,778	12.1	(0.0)	1,718	12.1	(0.0)	1,762	12.1	(0.0)	1,777	12.0	(0.0)	1,525	12.0	(0.0)	1,358	11.7	(0.0)
대전	-	-	-	1,462	12.1	(0.0)	1,522	12.1	(0.0)	1,836	12.0	(0.0)	1,616	12.0	(0.0)	1,684	12.0	(0.0)	1,385	11.9	(0.0)	1,200	11.6	(0.0)
울산	-	-	-	1,648	12.0	(0.0)	1,671	12.0	(0.0)	1,589	12.0	(0.0)	1,451	11.9	(0.0)	1,234	11.9	(0.0)	1,401	11.9	(0.0)	1,109	11.7	(0.0)
경기	-	-	-	3,911	12.0	(0.0)	3,902	12.0	(0.0)	4,171	12.0	(0.0)	4,131	12.0	(0.0)	3,982	11.9	(0.0)	6,876	11.9	(0.0)	7,472	11.7	(0.0)
강원	-	-	-	1,572	12.1	(0.0)	1,544	12.1	(0.0)	1,512	12.0	(0.0)	1,576	12.0	(0.0)	1,594	12.0	(0.0)	1,288	12.0	(0.0)	1,160	11.7	(0.1)
충북	-	-	-	1,521	12.0	(0.0)	1,555	12.0	(0.0)	1,543	12.0	(0.1)	1,528	12.0	(0.1)	1,558	11.9	(0.0)	1,504	11.9	(0.0)	1,176	11.5	(0.1)
충남	-	-	-	1,667	12.1	(0.1)	1,691	12.1	(0.0)	1,837	12.0	(0.0)	1,782	12.0	(0.0)	1,792	12.0	(0.0)	1,596	11.9	(0.0)	1,490	11.7	(0.0)
전북	-	-	-	1,469	12.1	(0.0)	1,523	12.1	(0.1)	1,625	12.1	(0.1)	1,694	12.0	(0.0)	1,681	12.0	(0.1)	1,676	12.0	(0.0)	1,565	11.7	(0.0)
전남	-	-	-	1,657	12.2	(0.0)	1,671	12.2	(0.0)	1,665	12.2	(0.0)	1,555	12.1	(0.1)	1,538	12.1	(0.1)	1,729	12.0	(0.0)	1,377	11.7	(0.1)
경북	-	-	-	1,843	12.1	(0.0)	1,784	12.0	(0.0)	2,205	12.0	(0.0)	2,273	12.0	(0.0)	2,257	11.9	(0.1)	1,929	12.0	(0.0)	1,599	11.8	(0.1)
경남	-	-	-	2,130	12.1	(0.0)	2,198	12.1	(0.0)	2,349	12.0	(0.0)	2,355	12.1	(0.0)	2,363	12.0	(0.0)	2,219	12.0	(0.0)	2,192	11.7	(0.0)
제주	-	-	-	1,132	12.1	(0.0)	1,248	12.2	(0.1)	1,019	12.0	(0.0)	914	12.1	(0.0)	969	12.0	(0.0)	840	12.1	(0.1)	715	11.7	(0.0)

※월경 경험 여학생 중 처음으로 월경을 경험한 시작 연령의 평균

※기준('05~'09년)에는 학년의 평균연령으로 계산하였으나, '10년 이후에는 만나이로 계산하였으며, 연도비교를 위해 '10년 기준으로 '05~'09년 결과 재산출



결과표65. 연간 성교육 경험률

(단위: %)

구 분	'05			'06			'07			'08			'09			'10			'11			'12		
	N	분율(표준오차)		N	분율(표준오차)		N	분율(표준오차)		N	분율(표준오차)		N	분율(표준오차)		N	분율(표준오차)		N	분율(표준오차)		N	분율(표준오차)	
<b>전 체</b>																								
전 체	-	-	-	-	-	-	-	-	-	-	-	-	-	-	-	73,238	68.9 (0.5)		75,643	66.1 (0.4)		74,186	68.0 (0.5)	
<b>학 년</b>																								
중1	-	-	-	-	-	-	-	-	-	-	-	-	-	-	-	12,468	81.3 (0.7)		12,728	77.1 (0.7)		12,362	75.1 (0.8)	
중2	-	-	-	-	-	-	-	-	-	-	-	-	-	-	-	12,499	75.5 (0.8)		12,903	74.8 (0.7)		12,384	74.6 (0.8)	
중3	-	-	-	-	-	-	-	-	-	-	-	-	-	-	-	12,603	72.7 (0.8)		12,843	70.9 (0.7)		12,551	71.5 (0.9)	
고1	-	-	-	-	-	-	-	-	-	-	-	-	-	-	-	12,021	74.6 (1.0)		12,569	69.0 (0.9)		12,451	67.6 (0.9)	
고2	-	-	-	-	-	-	-	-	-	-	-	-	-	-	-	12,124	65.2 (1.0)		12,508	61.7 (1.0)		12,315	67.8 (1.0)	
고3	-	-	-	-	-	-	-	-	-	-	-	-	-	-	-	11,523	43.8 (1.1)		12,092	43.1 (0.9)		12,123	52.0 (0.9)	
<b>학교급</b>																								
중학교	-	-	-	-	-	-	-	-	-	-	-	-	-	-	-	37,570	76.4 (0.5)		38,474	74.2 (0.5)		37,297	73.7 (0.6)	
고등학교	-	-	-	-	-	-	-	-	-	-	-	-	-	-	-	35,668	61.3 (0.8)		37,169	58.1 (0.7)		36,889	62.5 (0.7)	
일반계고	-	-	-	-	-	-	-	-	-	-	-	-	-	-	-	26,845	60.0 (1.0)		27,278	56.9 (0.8)		28,443	61.8 (0.8)	
특성화계고	-	-	-	-	-	-	-	-	-	-	-	-	-	-	-	8,823	65.4 (1.4)		9,891	61.9 (1.1)		8,446	65.0 (1.6)	
<b>지 역</b>																								
서울	-	-	-	-	-	-	-	-	-	-	-	-	-	-	-	7,848	66.2 (1.3)		11,355	66.8 (1.1)		11,373	68.6 (1.0)	
부산	-	-	-	-	-	-	-	-	-	-	-	-	-	-	-	5,303	67.0 (1.5)		5,157	64.0 (1.5)		4,939	62.9 (1.5)	
대구	-	-	-	-	-	-	-	-	-	-	-	-	-	-	-	5,030	75.8 (1.6)		4,439	73.4 (1.6)		4,312	73.8 (1.5)	
인천	-	-	-	-	-	-	-	-	-	-	-	-	-	-	-	5,008	69.4 (1.4)		4,516	66.4 (1.7)		4,302	68.4 (1.9)	
광주	-	-	-	-	-	-	-	-	-	-	-	-	-	-	-	4,024	68.1 (1.7)		3,309	64.3 (2.0)		3,149	67.3 (1.9)	
대전	-	-	-	-	-	-	-	-	-	-	-	-	-	-	-	3,874	61.3 (1.5)		3,003	61.2 (1.5)		2,975	63.9 (2.8)	
울산	-	-	-	-	-	-	-	-	-	-	-	-	-	-	-	3,478	71.2 (1.7)		2,913	65.6 (2.3)		2,518	71.0 (2.1)	
경기	-	-	-	-	-	-	-	-	-	-	-	-	-	-	-	9,044	69.6 (1.4)		14,427	66.7 (0.9)		15,658	69.5 (0.9)	
강원	-	-	-	-	-	-	-	-	-	-	-	-	-	-	-	3,447	64.5 (2.0)		2,722	62.2 (2.4)		2,486	63.4 (3.1)	
충북	-	-	-	-	-	-	-	-	-	-	-	-	-	-	-	3,500	70.2 (1.7)		2,973	66.0 (2.1)		2,753	69.9 (3.8)	
충남	-	-	-	-	-	-	-	-	-	-	-	-	-	-	-	3,869	70.8 (2.7)		3,457	63.4 (1.8)		3,264	64.6 (2.6)	
전북	-	-	-	-	-	-	-	-	-	-	-	-	-	-	-	3,778	66.7 (2.6)		3,382	56.9 (1.6)		3,133	65.8 (2.7)	
전남	-	-	-	-	-	-	-	-	-	-	-	-	-	-	-	3,381	77.7 (1.4)		3,434	72.5 (2.1)		2,906	65.4 (3.2)	
경북	-	-	-	-	-	-	-	-	-	-	-	-	-	-	-	4,515	65.3 (1.7)		4,028	62.3 (2.8)		3,755	62.9 (3.3)	
경남	-	-	-	-	-	-	-	-	-	-	-	-	-	-	-	4,810	72.6 (1.9)		4,733	68.7 (1.9)		4,920	71.2 (2.1)	
제주	-	-	-	-	-	-	-	-	-	-	-	-	-	-	-	2,329	64.7 (2.5)		1,795	66.1 (2.2)		1,743	67.1 (2.3)	
<b>남학생</b>																								
전 체	-	-	-	-	-	-	-	-	-	-	-	-	-	-	-	38,391	66.5 (0.7)		37,873	63.1 (0.6)		38,221	65.2 (0.6)	
<b>학 년</b>																								
중1	-	-	-	-	-	-	-	-	-	-	-	-	-	-	-	6,519	79.3 (0.9)		6,548	73.6 (0.8)		6,364	72.4 (1.0)	
중2	-	-	-	-	-	-	-	-	-	-	-	-	-	-	-	6,620	73.7 (0.9)		6,413	71.4 (0.9)		6,394	70.2 (0.9)	
중3	-	-	-	-	-	-	-	-	-	-	-	-	-	-	-	6,817	70.8 (1.1)		6,589	68.0 (0.9)		6,525	67.1 (1.0)	
고1	-	-	-	-	-	-	-	-	-	-	-	-	-	-	-	6,229	70.2 (1.3)		6,386	66.0 (1.0)		6,606	65.2 (1.0)	
고2	-	-	-	-	-	-	-	-	-	-	-	-	-	-	-	6,273	62.2 (1.3)		5,954	57.9 (1.2)		6,221	65.2 (1.3)	
고3	-	-	-	-	-	-	-	-	-	-	-	-	-	-	-	5,933	42.8 (1.6)		5,983	42.0 (1.2)		6,111	51.9 (1.1)	
<b>학교급</b>																								
중학교	-	-	-	-	-	-	-	-	-	-	-	-	-	-	-	19,956	74.5 (0.6)		19,550	71.0 (0.6)		19,283	69.8 (0.7)	
고등학교	-	-	-	-	-	-	-	-	-	-	-	-	-	-	-	18,435	58.6 (1.0)		18,323	55.4 (0.8)		18,938	60.8 (0.8)	
일반계고	-	-	-	-	-	-	-	-	-	-	-	-	-	-	-	14,042	57.4 (1.3)		13,946	54.0 (0.9)		14,458	60.5 (1.0)	
특성화계고	-	-	-	-	-	-	-	-	-	-	-	-	-	-	-	4,393	62.2 (1.5)		4,377	60.2 (1.4)		4,480	61.9 (1.6)	

※ 최근 12개월 동안 학교에서(수업시간, 방송교육, 강당에서의 교육 등 모두 포함) 성교육을 받은 적이 있는 사람의 분율



(단위: %)

제3부  
성  
행  
태



결과표66. 스트레스 인지율

(단위: %)

구 분	'05		'06		'07		'08		'09		'10		'11		'12	
	N	분율(표준오차)	N	분율(표준오차)	N	분율(표준오차)	N	분율(표준오차)	N	분율(표준오차)	N	분율(표준오차)	N	분율(표준오차)	N	분율(표준오차)
<b>전 체</b>																
전 체	58,224	45.6 (0.3)	71,403	46.5 (0.3)	74,698	46.5 (0.3)	75,238	43.7 (0.3)	75,066	43.2 (0.3)	73,238	43.8 (0.3)	75,643	42.0 (0.3)	74,186	41.9 (0.3)
<b>학 년</b>																
중1	12,167	41.3 (0.6)	12,876	39.9 (0.6)	13,035	41.7 (0.6)	13,037	40.5 (0.6)	12,714	40.1 (0.7)	12,468	39.9 (0.6)	12,728	36.9 (0.5)	12,362	37.0 (0.6)
중2	11,998	43.3 (0.6)	12,384	42.9 (0.6)	12,849	43.2 (0.6)	13,056	40.3 (0.6)	12,868	39.4 (0.6)	12,499	40.7 (0.6)	12,903	39.2 (0.5)	12,384	38.8 (0.6)
중3	11,384	45.3 (0.6)	12,159	44.4 (0.6)	12,936	45.1 (0.6)	12,850	41.0 (0.5)	12,827	40.5 (0.5)	12,603	41.7 (0.6)	12,843	40.8 (0.6)	12,551	40.7 (0.5)
고1	11,469	49.7 (0.7)	11,624	49.2 (0.7)	12,809	47.2 (0.6)	12,720	43.1 (0.6)	12,477	42.3 (0.8)	12,021	42.8 (0.7)	12,569	41.1 (0.6)	12,451	43.7 (0.6)
고2	11,206	49.6 (0.6)	11,450	50.4 (0.6)	11,596	48.9 (0.6)	12,375	47.0 (0.6)	12,427	44.4 (0.6)	12,124	44.8 (0.7)	12,508	43.5 (0.6)	12,315	44.2 (0.6)
고3	-	-	10,910	54.3 (0.7)	11,473	54.2 (0.6)	11,200	52.0 (0.7)	11,753	53.4 (0.7)	11,523	53.2 (0.6)	12,092	50.5 (0.7)	12,123	46.3 (0.7)
<b>학교급</b>																
중학교	35,549	43.2 (0.3)	37,419	42.4 (0.4)	38,820	43.4 (0.4)	38,943	40.6 (0.4)	38,409	40.0 (0.4)	37,570	40.8 (0.4)	38,474	39.0 (0.3)	37,297	38.9 (0.4)
고등학교	22,675	49.7 (0.5)	33,984	51.3 (0.5)	35,878	49.9 (0.4)	36,295	47.1 (0.5)	36,657	46.6 (0.5)	35,668	46.9 (0.5)	37,169	45.0 (0.4)	36,889	44.7 (0.5)
일반계고	15,801	49.8 (0.6)	23,505	51.9 (0.5)	25,051	49.8 (0.5)	26,808	47.0 (0.5)	27,380	46.5 (0.6)	26,845	46.6 (0.6)	27,278	44.9 (0.5)	28,443	44.5 (0.5)
특성화계고	6,874	49.3 (0.8)	10,479	49.6 (0.9)	10,827	50.4 (0.9)	9,487	47.4 (0.9)	9,277	46.7 (1.1)	8,823	47.9 (0.9)	9,891	45.2 (0.9)	8,446	45.4 (1.1)
<b>지 역</b>																
서울	6,604	46.7 (0.8)	7,855	47.7 (0.8)	8,402	48.1 (0.7)	8,077	44.5 (0.6)	8,207	43.4 (0.9)	7,848	45.0 (0.8)	11,355	43.4 (0.7)	11,373	41.7 (0.7)
부산	4,296	43.8 (0.8)	5,195	44.4 (1.0)	5,530	43.0 (0.8)	5,501	39.5 (0.9)	5,468	39.1 (0.9)	5,303	42.6 (1.0)	5,157	39.8 (0.9)	4,939	39.9 (1.0)
대구	4,109	43.1 (1.0)	4,953	43.1 (0.8)	5,163	42.8 (1.0)	5,053	41.1 (0.9)	5,063	38.8 (1.1)	5,030	39.6 (0.9)	4,439	39.5 (0.9)	4,312	40.2 (1.3)
인천	4,049	45.6 (1.1)	4,879	47.5 (1.1)	5,122	46.7 (1.0)	5,240	44.3 (1.0)	5,126	43.5 (1.2)	5,008	41.6 (1.2)	4,516	42.0 (1.2)	4,302	43.5 (1.4)
광주	3,076	45.8 (1.0)	3,846	49.1 (1.3)	4,076	47.4 (1.1)	4,011	44.6 (1.9)	4,110	44.7 (0.8)	4,024	44.3 (1.3)	3,309	42.5 (1.4)	3,149	43.3 (1.3)
대전	2,958	47.6 (1.2)	3,798	45.7 (1.3)	3,870	49.9 (1.1)	4,011	43.4 (1.1)	3,948	44.4 (1.1)	3,874	42.7 (1.2)	3,003	44.8 (0.9)	2,975	43.7 (1.7)
울산	2,691	44.6 (1.3)	3,561	43.8 (1.2)	3,723	44.2 (1.1)	3,665	41.8 (1.0)	3,635	41.8 (1.0)	3,478	40.3 (0.8)	2,913	41.2 (1.0)	2,518	40.8 (1.9)
경기	6,859	46.3 (0.8)	8,290	48.8 (0.8)	8,761	47.5 (0.8)	9,332	45.5 (0.8)	9,430	44.8 (0.8)	9,044	44.8 (0.8)	14,427	42.7 (0.5)	15,658	42.5 (0.6)
강원	2,635	48.2 (1.2)	3,402	47.5 (1.2)	3,352	47.3 (1.3)	3,520	44.9 (1.2)	3,553	45.7 (1.8)	3,447	45.4 (1.7)	2,722	43.0 (1.5)	2,486	44.9 (2.1)
충북	2,785	45.7 (1.0)	3,424	45.3 (1.2)	3,601	48.7 (1.4)	3,657	43.1 (1.3)	3,636	44.5 (1.1)	3,500	47.2 (1.1)	2,973	42.0 (1.4)	2,753	43.7 (1.9)
충남	2,868	46.1 (1.4)	3,624	47.4 (1.3)	3,740	47.4 (1.1)	3,910	44.8 (1.2)	3,852	42.7 (1.3)	3,869	43.5 (1.2)	3,457	42.6 (1.5)	3,264	44.2 (1.5)
전북	2,858	45.4 (1.4)	3,336	45.6 (1.5)	3,548	47.8 (1.5)	3,757	43.2 (1.3)	3,799	44.8 (1.4)	3,778	46.3 (2.1)	3,382	41.3 (1.3)	3,133	42.4 (1.8)
전남	2,929	45.5 (1.1)	3,564	44.7 (1.3)	3,661	45.5 (1.3)	3,581	45.9 (1.2)	3,381	45.8 (1.5)	3,381	43.5 (1.7)	3,434	41.5 (1.9)	2,906	38.7 (1.8)
경북	3,523	41.9 (1.2)	4,266	42.3 (1.2)	4,497	43.4 (1.2)	4,589	42.0 (1.2)	4,589	41.7 (1.2)	4,515	41.4 (1.2)	4,028	40.4 (1.4)	3,755	39.7 (1.7)
경남	3,947	44.9 (1.0)	4,848	44.5 (1.4)	5,014	43.4 (1.2)	4,849	41.5 (1.0)	4,933	41.8 (1.2)	4,810	43.4 (1.1)	4,733	40.1 (1.6)	4,920	39.3 (1.2)
제주	2,037	44.7 (1.2)	2,562	43.5 (1.3)	2,638	46.8 (1.2)	2,485	46.0 (1.2)	2,336	43.1 (2.0)	2,329	47.0 (1.4)	1,795	41.9 (2.1)	1,743	44.8 (3.1)
<b>남학생</b>																
전 체	29,874	39.7 (0.4)	37,203	40.6 (0.4)	39,466	40.9 (0.3)	39,278	38.1 (0.3)	39,612	37.3 (0.3)	38,391	37.7 (0.3)	37,873	35.8 (0.3)	38,221	34.8 (0.3)
<b>학 년</b>																
중1	6,281	35.6 (0.7)	6,916	34.1 (0.8)	7,102	36.6 (0.7)	6,893	36.4 (0.7)	6,933	34.1 (0.7)	6,519	34.8 (0.7)	6,548	32.6 (0.6)	6,364	31.5 (0.7)
중2	6,118	37.3 (0.7)	6,405	37.4 (0.9)	6,810	38.6 (0.7)	6,938	35.6 (0.7)	6,965	34.7 (0.8)	6,620	35.8 (0.8)	6,413	33.9 (0.6)	6,394	32.2 (0.7)
중3	5,836	39.7 (0.7)	6,298	38.8 (0.8)	6,709	39.1 (0.8)	6,900	35.7 (0.6)	7,035	34.9 (0.7)	6,817	35.6 (0.8)	6,589	34.2 (0.6)	6,525	34.2 (0.7)
고1	5,898	43.2 (0.8)	6,039	42.6 (0.9)	6,602	40.9 (0.8)	6,674	36.2 (0.7)	6,890	35.1 (0.7)	6,229	36.4 (0.8)	6,386	33.9 (0.7)	6,606	36.1 (0.6)
고2	5,741	44.0 (0.7)	6,005	44.5 (0.8)	6,199	43.6 (0.7)	6,067	40.7 (0.8)	6,104	38.1 (0.7)	6,273	36.9 (0.7)	5,954	37.2 (0.7)	6,221	35.9 (0.6)
고3	-	-	5,540	48.8 (1.0)	6,044	47.8 (0.8)	5,806	45.5 (0.7)	5,685	47.4 (0.9)	5,933	47.0 (0.8)	5,983	42.7 (0.8)	6,111	38.6 (0.7)
<b>학교급</b>																
중학교	18,235	37.5 (0.4)	19,619	36.7 (0.4)	20,621	38.1 (0.4)	20,731	35.9 (0.4)	20,933	34.6 (0.4)	19,956	35.4 (0.5)	19,550	33.6 (0.4)	19,283	32.7 (0.4)
고등학교	11,639	43.6 (0.5)	17,584	45.2 (0.5)	18,845	44.0 (0.5)	18,547	40.6 (0.4)	18,679	40.0 (0.5)	18,435	40.0 (0.4)	18,323	37.9 (0.4)	18,938	36.8 (0.4)
일반계고	8,177	44.7 (0.6)	12,186	46.0 (0.6)	13,278	44.5 (0.5)	14,247	40.8 (0.5)	14,278	40.2 (0.6)	14,042	40.1 (0.5)	13,946	38.4 (0.5)	14,458	37.0 (0.4)
특성화계고	3,462	40.8 (1.1)	5,398	43.2 (1.0)	5,567	42.4 (0.9)	4,300	39.8 (0.9)	4,401	39.4 (1.0)	4,393	39.7 (0.8)	4,377	36.5 (1.0)	4,480	36.3 (1.0)

※ 평상시 스트레스를 '대단히 많이' 또는 '많이' 느끼는 편인 사람의 분율



(계속: 스트레스 인지율)

(단위: %)

구 분	'05		'06		'07		'08		'09		'10		'11		'12	
	N	분율(표준오차)	N	분율(표준오차)	N	분율(표준오차)	N	분율(표준오차)	N	분율(표준오차)	N	분율(표준오차)	N	분율(표준오차)	N	분율(표준오차)
<b>지 역</b>																
서울	3,401	40.5 (0.9)	4,008	41.7 (0.9)	4,403	43.2 (0.8)	4,122	40.1 (0.7)	4,224	37.7 (0.8)	4,018	38.7 (0.8)	5,428	37.2 (0.7)	5,266	34.9 (0.7)
부산	2,218	39.8 (1.0)	2,895	38.0 (0.9)	2,903	38.6 (1.0)	2,793	33.3 (0.9)	2,748	34.3 (1.0)	2,804	37.2 (1.1)	2,781	34.4 (1.0)	2,807	34.3 (0.9)
대구	2,129	37.2 (1.2)	2,647	37.4 (1.2)	2,626	37.2 (1.0)	2,618	37.3 (1.0)	2,682	34.3 (1.2)	2,650	34.3 (0.8)	2,391	33.8 (0.9)	2,624	34.2 (0.9)
인천	2,101	39.7 (1.3)	2,481	41.0 (1.0)	2,576	40.7 (1.0)	2,830	37.9 (0.7)	2,792	36.9 (1.1)	2,566	34.2 (1.0)	2,183	34.9 (1.0)	2,237	35.6 (1.1)
광주	1,612	41.0 (1.2)	2,095	43.0 (1.4)	2,193	41.1 (1.0)	2,183	38.7 (1.6)	2,253	40.5 (1.6)	2,149	37.3 (1.0)	1,714	36.8 (1.4)	1,689	38.3 (1.0)
대전	1,649	43.1 (1.2)	2,221	42.5 (1.4)	2,262	42.5 (1.0)	2,088	36.7 (1.2)	2,230	38.1 (1.2)	2,110	38.0 (1.5)	1,554	38.6 (1.1)	1,694	34.9 (1.2)
울산	1,379	40.7 (1.4)	1,786	36.6 (1.1)	1,949	39.0 (1.3)	1,994	37.0 (0.9)	2,098	36.9 (1.1)	2,170	34.0 (0.9)	1,453	34.4 (0.8)	1,329	31.8 (1.2)
경기	3,405	39.8 (1.0)	4,079	43.6 (1.0)	4,572	41.7 (0.9)	4,928	39.2 (0.9)	5,071	38.3 (0.8)	4,825	38.4 (0.9)	7,226	36.2 (0.6)	7,677	35.0 (0.6)
강원	1,318	42.4 (1.4)	1,726	43.0 (1.5)	1,708	41.5 (1.9)	1,927	39.7 (1.4)	1,885	38.0 (1.3)	1,771	38.4 (1.4)	1,360	37.8 (1.8)	1,235	35.4 (1.8)
충북	1,501	40.4 (1.6)	1,788	39.4 (1.7)	1,965	43.3 (1.4)	2,006	36.4 (1.3)	2,008	39.0 (1.1)	1,861	41.2 (1.7)	1,396	36.1 (1.6)	1,493	37.0 (1.3)
충남	1,511	39.4 (1.5)	1,827	41.6 (1.1)	1,960	41.2 (1.1)	1,981	38.7 (0.9)	1,963	35.9 (1.0)	1,975	39.2 (1.7)	1,792	35.9 (1.4)	1,680	37.8 (1.6)
전북	1,448	38.4 (1.7)	1,727	38.0 (1.5)	1,907	42.3 (1.3)	1,997	36.6 (1.2)	1,983	39.3 (3.1)	2,005	39.4 (1.1)	1,638	36.1 (1.4)	1,470	34.3 (1.6)
전남	1,383	41.0 (1.2)	1,764	38.5 (1.6)	1,856	39.9 (1.4)	1,810	41.2 (1.7)	1,734	38.5 (1.2)	1,752	36.4 (1.5)	1,623	35.8 (1.6)	1,436	30.7 (1.9)
경북	1,848	34.8 (1.1)	2,301	36.3 (1.2)	2,616	37.0 (1.5)	2,272	35.7 (1.1)	2,182	36.0 (1.1)	2,136	35.0 (0.8)	2,010	34.0 (1.2)	2,034	34.0 (1.4)
경남	1,909	38.9 (1.3)	2,538	38.7 (1.6)	2,688	38.0 (0.9)	2,352	37.0 (0.9)	2,426	36.3 (1.4)	2,318	38.9 (1.5)	2,419	33.2 (1.5)	2,570	33.4 (1.2)
제주	1,062	39.6 (1.7)	1,320	36.8 (1.6)	1,282	42.4 (1.6)	1,377	39.4 (1.6)	1,333	33.9 (1.9)	1,281	42.5 (1.5)	905	34.7 (1.5)	980	36.4 (2.0)
<b>여학생</b>																
전 체	28,350	52.2 (0.4)	34,200	53.1 (0.4)	35,232	52.8 (0.4)	35,960	50.1 (0.4)	35,454	50.0 (0.4)	34,847	50.7 (0.4)	37,770	49.0 (0.3)	35,965	49.6 (0.4)
<b>학 년</b>																
중1	5,886	47.6 (0.8)	5,960	46.7 (0.7)	5,933	47.7 (0.9)	6,144	45.2 (0.7)	5,781	46.7 (0.9)	5,949	45.4 (0.7)	6,180	41.6 (0.7)	5,998	43.0 (0.7)
중2	5,880	50.0 (0.7)	5,979	49.2 (0.8)	6,039	48.5 (0.8)	6,118	45.8 (0.8)	5,903	44.6 (0.8)	5,879	46.1 (0.7)	6,490	45.0 (0.7)	5,990	46.1 (0.8)
중3	5,548	51.6 (0.8)	5,861	50.7 (0.9)	6,227	51.8 (0.8)	5,950	46.9 (0.7)	5,792	46.9 (0.7)	5,786	48.6 (0.8)	6,254	48.1 (0.7)	6,026	47.6 (0.8)
고1	5,571	57.2 (0.8)	5,585	56.6 (0.9)	6,207	54.2 (0.8)	6,046	50.8 (0.8)	5,587	50.6 (0.9)	5,792	50.2 (0.8)	6,183	49.1 (0.7)	5,845	52.2 (0.8)
고2	5,465	55.9 (0.9)	5,445	57.1 (0.9)	5,397	54.7 (0.8)	6,308	53.8 (0.8)	6,323	51.4 (0.9)	5,851	53.7 (0.8)	6,554	50.7 (0.8)	6,094	53.4 (0.7)
고3	-	-	5,370	60.5 (1.0)	5,429	61.4 (0.8)	5,394	59.2 (0.9)	6,068	60.1 (0.8)	5,590	60.2 (0.8)	6,109	59.2 (0.8)	6,012	55.0 (0.8)
<b>학교급</b>																
중학교	17,314	49.7 (0.4)	17,800	48.9 (0.5)	18,199	49.4 (0.5)	18,212	46.0 (0.5)	17,476	46.1 (0.5)	17,614	46.7 (0.4)	18,924	45.0 (0.4)	18,014	45.6 (0.5)
고등학교	11,036	56.6 (0.6)	16,400	58.0 (0.6)	17,033	56.6 (0.5)	17,748	54.4 (0.5)	17,978	53.9 (0.5)	17,233	54.7 (0.5)	18,846	52.9 (0.5)	17,951	53.5 (0.4)
일 반 계 고	7,624	55.6 (0.8)	11,319	58.4 (0.7)	11,773	55.5 (0.5)	12,561	53.7 (0.6)	13,102	53.4 (0.6)	12,803	53.7 (0.6)	13,332	52.2 (0.6)	13,985	52.8 (0.5)
특성화계고	3,412	59.3 (0.9)	5,081	57.0 (1.0)	5,260	59.8 (1.1)	5,187	56.4 (0.9)	4,876	55.5 (0.9)	4,430	57.9 (0.8)	5,514	55.6 (0.9)	3,966	56.0 (0.9)
<b>지 역</b>																
서울	3,203	53.6 (0.9)	3,847	54.5 (1.0)	3,999	53.7 (0.9)	3,955	49.4 (0.8)	3,983	49.8 (1.1)	3,830	51.9 (0.8)	5,927	50.3 (0.7)	6,107	49.0 (0.7)
부산	2,078	48.5 (1.3)	2,300	51.9 (1.1)	2,627	48.2 (1.0)	2,708	46.7 (1.2)	2,720	44.8 (1.0)	2,499	49.0 (1.2)	2,376	46.0 (1.1)	2,132	46.4 (1.3)
대구	1,980	50.6 (1.1)	2,306	50.3 (1.0)	2,537	49.8 (0.9)	2,435	45.8 (1.2)	2,381	44.4 (1.1)	2,380	46.0 (1.3)	2,048	46.1 (1.2)	1,688	47.1 (1.8)
인천	1,948	51.9 (1.2)	2,398	54.6 (1.6)	2,546	53.4 (1.0)	2,410	51.4 (1.3)	2,334	50.8 (1.4)	2,442	49.7 (1.2)	2,333	49.7 (1.2)	2,065	52.2 (1.5)
광주	1,464	50.9 (1.4)	1,751	55.8 (1.6)	1,883	54.4 (1.4)	1,828	51.0 (1.4)	1,857	49.3 (1.1)	1,875	52.0 (1.3)	1,595	48.6 (1.9)	1,460	48.8 (1.6)
대전	1,309	52.6 (1.8)	1,577	49.5 (2.2)	1,608	58.2 (1.4)	1,923	50.9 (1.0)	1,718	51.6 (1.3)	1,764	47.8 (1.3)	1,449	51.8 (1.3)	1,281	53.5 (1.7)
울산	1,312	49.3 (1.6)	1,775	52.6 (1.0)	1,774	50.5 (1.2)	1,671	47.6 (1.7)	1,537	47.7 (1.4)	1,308	47.9 (1.1)	1,460	49.3 (1.7)	1,189	51.3 (1.3)
경기	3,454	53.4 (1.1)	4,211	54.3 (1.0)	4,189	53.9 (1.0)	4,404	52.4 (0.9)	4,359	51.9 (0.9)	4,219	51.8 (0.9)	7,201	49.7 (0.6)	7,981	50.7 (0.6)
강원	1,317	54.4 (0.9)	1,676	52.5 (1.6)	1,644	53.8 (1.5)	1,593	50.7 (1.9)	1,668	54.3 (2.3)	1,676	53.2 (1.7)	1,362	48.8 (2.0)	1,251	55.4 (1.7)
충북	1,284	51.8 (1.7)	1,636	52.0 (1.5)	1,636	54.9 (2.0)	1,651	50.6 (1.6)	1,628	50.8 (1.2)	1,639	54.0 (1.0)	1,577	48.7 (1.1)	1,260	51.1 (2.6)
충남	1,357	53.7 (1.7)	1,797	54.0 (2.0)	1,780	54.6 (1.5)	1,929	51.8 (1.5)	1,889	50.3 (1.7)	1,894	48.3 (1.2)	1,665	50.0 (1.5)	1,584	51.3 (1.9)
전북	1,410	52.8 (2.1)	1,609	54.0 (1.5)	1,641	53.7 (1.6)	1,760	50.4 (1.6)	1,816	50.8 (1.4)	1,773	53.8 (2.3)	1,744	47.0 (1.5)	1,663	51.3 (1.4)
전남	1,546	50.5 (1.3)	1,800	51.4 (1.6)	1,805	51.7 (1.5)	1,771	51.1 (1.7)	1,647	53.9 (1.4)	1,629	51.3 (1.7)	1,811	47.7 (2.7)	1,470	47.3 (1.9)
경북	1,675	50.6 (1.2)	1,965	49.5 (1.3)	1,881	51.2 (1.2)	2,317	49.7 (1.4)	2,407	48.4 (1.9)	2,379	49.0 (1.6)	2,018	47.7 (1.6)	1,721	46.3 (2.2)
경남	2,038	51.5 (1.1)	2,310	51.3 (1.7)	2,326	49.6 (1.6)	2,497	46.7 (1.5)	2,507	48.2 (1.5)	2,492	48.6 (1.1)	2,314	48.0 (1.3)	2,350	45.9 (1.4)
제주	975	50.4 (1.3)	1,242	50.7 (1.7)	1,356	51.6 (1.3)	1,108	53.2 (1.1)	1,003	53.3 (1.7)	1,048	51.9 (1.6)	890	49.8 (1.8)	763	54.0 (3.0)



결과표67. 우울감 경험률

(단위: %)


구 분	'05		'06		'07		'08		'09		'10		'11		'12	
	N	분율(표준오차)	N	분율(표준오차)	N	분율(표준오차)	N	분율(표준오차)	N	분율(표준오차)	N	분율(표준오차)	N	분율(표준오차)	N	분율(표준오차)
<b>전 체</b>																
전 체	58,224	29.9 (0.3)	71,401	41.4 (0.3)	74,698	41.3 (0.3)	75,238	38.8 (0.3)	75,066	37.5 (0.3)	73,238	37.4 (0.3)	75,643	32.8 (0.2)	74,186	30.5 (0.2)
<b>학 년</b>																
중1	12,167	27.0 (0.6)	12,876	35.1 (0.5)	13,035	35.5 (0.5)	13,037	34.2 (0.6)	12,714	33.2 (0.6)	12,468	31.9 (0.6)	12,728	27.7 (0.5)	12,362	26.6 (0.5)
중2	11,998	27.8 (0.6)	12,382	38.1 (0.6)	12,849	38.5 (0.6)	13,056	35.0 (0.5)	12,868	33.9 (0.6)	12,499	34.2 (0.5)	12,903	30.2 (0.4)	12,384	27.7 (0.5)
중3	11,384	30.3 (0.6)	12,159	40.3 (0.6)	12,936	40.7 (0.6)	12,850	36.5 (0.6)	12,827	36.3 (0.5)	12,603	37.0 (0.6)	12,843	32.0 (0.5)	12,551	30.2 (0.5)
고1	11,469	32.4 (0.5)	11,624	43.5 (0.7)	12,809	43.2 (0.6)	12,720	39.9 (0.6)	12,477	38.3 (0.6)	12,021	38.7 (0.7)	12,569	34.4 (0.5)	12,451	31.9 (0.5)
고2	11,206	32.8 (0.6)	11,450	45.9 (0.6)	11,596	44.1 (0.6)	12,375	41.5 (0.6)	12,427	39.3 (0.6)	12,124	38.4 (0.5)	12,508	34.2 (0.5)	12,315	32.2 (0.6)
고3	-	-	10,910	47.3 (0.7)	11,473	46.7 (0.6)	11,200	47.3 (0.7)	11,753	44.3 (0.6)	11,523	44.0 (0.6)	12,092	38.0 (0.5)	12,123	33.8 (0.5)
<b>학교급</b>																
중학교	35,549	28.3 (0.4)	37,417	37.8 (0.4)	38,820	38.3 (0.4)	38,943	35.2 (0.4)	38,409	34.5 (0.4)	37,570	34.4 (0.4)	38,474	30.0 (0.3)	37,297	28.2 (0.3)
고등학교	22,675	32.6 (0.4)	33,984	45.5 (0.4)	35,878	44.6 (0.4)	36,295	42.7 (0.4)	36,657	40.6 (0.4)	35,668	40.3 (0.4)	37,169	35.5 (0.3)	36,889	32.6 (0.3)
일반계고	15,801	32.1 (0.4)	23,505	45.7 (0.6)	25,051	44.4 (0.5)	26,808	43.0 (0.5)	27,380	40.6 (0.4)	26,845	40.3 (0.5)	27,278	35.2 (0.4)	28,443	32.3 (0.4)
특성화계고	6,874	33.9 (0.8)	10,479	45.2 (0.6)	10,827	45.4 (0.6)	9,487	41.9 (0.9)	9,277	40.3 (1.0)	8,823	40.4 (0.8)	9,891	36.6 (0.6)	8,446	33.7 (0.7)
<b>지 역</b>																
서울	6,604	30.3 (0.7)	7,855	42.5 (0.8)	8,402	42.8 (0.6)	8,077	40.5 (0.7)	8,207	39.2 (0.8)	7,848	39.4 (0.7)	11,355	34.4 (0.6)	11,373	31.4 (0.5)
부산	4,296	30.2 (0.8)	5,195	40.3 (0.9)	5,530	41.0 (0.8)	5,501	37.6 (0.9)	5,468	34.9 (0.9)	5,303	36.2 (0.9)	5,157	32.5 (0.8)	4,939	28.6 (0.9)
대구	4,109	27.7 (0.8)	4,952	39.4 (0.7)	5,163	38.1 (0.9)	5,053	36.3 (0.8)	5,063	32.3 (0.9)	5,030	33.6 (0.9)	4,439	29.9 (0.9)	4,312	27.5 (0.9)
인천	4,049	28.8 (1.0)	4,879	41.5 (0.8)	5,122	38.3 (0.9)	5,240	37.3 (1.0)	5,126	37.5 (0.9)	5,008	35.5 (0.9)	4,516	32.8 (0.8)	4,302	29.8 (1.1)
광주	3,076	31.7 (1.0)	3,846	44.0 (1.1)	4,076	43.2 (0.9)	4,011	39.7 (1.4)	4,110	40.5 (0.8)	4,024	39.7 (1.0)	3,309	34.4 (1.2)	3,149	31.4 (1.1)
대전	2,958	31.3 (0.8)	3,798	39.9 (1.1)	3,870	44.9 (1.0)	4,011	40.0 (1.0)	3,948	40.7 (1.3)	3,874	38.7 (1.0)	3,003	34.6 (0.9)	2,975	33.4 (1.3)
울산	2,691	31.2 (1.0)	3,561	40.2 (1.2)	3,723	39.7 (0.7)	3,665	38.0 (0.8)	3,635	37.0 (1.0)	3,478	35.7 (1.3)	2,913	32.4 (1.0)	2,518	31.5 (1.5)
경기	6,859	29.4 (0.8)	8,290	41.9 (0.8)	8,761	41.0 (0.8)	9,332	39.2 (0.7)	9,430	37.5 (0.7)	9,044	37.6 (0.7)	14,427	33.2 (0.5)	15,658	30.8 (0.5)
강원	2,635	32.1 (1.0)	3,402	43.0 (1.4)	3,352	41.9 (1.9)	3,520	38.2 (1.3)	3,553	38.5 (1.8)	3,447	37.4 (1.2)	2,722	32.2 (1.4)	2,486	33.5 (2.0)
충북	2,785	29.7 (0.9)	3,424	39.3 (0.9)	3,601	40.8 (1.3)	3,657	36.4 (1.1)	3,636	38.2 (1.1)	3,500	38.2 (1.6)	2,973	33.2 (1.3)	2,753	31.3 (1.3)
충남	2,868	30.0 (1.5)	3,624	43.2 (1.3)	3,740	42.7 (0.9)	3,910	38.0 (1.3)	3,852	36.6 (1.2)	3,869	36.9 (1.5)	3,457	32.0 (1.2)	3,264	32.3 (0.9)
전북	2,858	31.1 (1.3)	3,336	39.9 (1.7)	3,548	43.6 (1.2)	3,757	39.2 (1.2)	3,799	40.0 (1.4)	3,778	38.9 (1.3)	3,382	32.3 (1.0)	3,133	32.4 (1.1)
전남	2,929	30.4 (1.0)	3,564	42.4 (1.1)	3,661	42.1 (0.9)	3,581	39.6 (1.1)	3,381	38.9 (1.2)	3,381	39.1 (1.0)	3,434	32.0 (1.3)	2,906	28.2 (1.1)
경북	3,523	29.3 (1.1)	4,265	39.2 (1.3)	4,497	40.1 (1.1)	4,589	38.2 (1.3)	4,589	35.7 (1.0)	4,515	34.5 (0.9)	4,028	30.9 (1.3)	3,755	27.9 (1.1)
경남	3,947	29.0 (1.1)	4,848	40.7 (1.0)	5,014	40.0 (0.8)	4,849	39.4 (1.2)	4,933	36.3 (1.2)	4,810	36.0 (1.1)	4,733	30.9 (1.0)	4,920	28.7 (1.1)
제주	2,037	30.6 (1.2)	2,562	39.0 (0.9)	2,638	37.6 (1.2)	2,485	37.2 (1.6)	2,336	35.4 (1.5)	2,329	35.9 (1.8)	1,795	30.1 (1.2)	1,743	30.9 (2.9)
<b>남학생</b>																
전 체	29,874	25.6 (0.3)	37,202	37.1 (0.4)	39,466	36.5 (0.3)	39,278	34.0 (0.3)	39,612	32.1 (0.3)	38,391	32.7 (0.3)	37,873	28.0 (0.3)	38,221	25.5 (0.3)
<b>학 년</b>																
중1	6,281	22.9 (0.8)	6,916	31.8 (0.7)	7,102	30.4 (0.6)	6,893	29.6 (0.7)	6,933	27.4 (0.7)	6,519	27.2 (0.7)	6,548	22.6 (0.6)	6,364	22.0 (0.6)
중2	6,118	22.7 (0.7)	6,404	33.6 (0.7)	6,810	33.1 (0.8)	6,938	30.7 (0.7)	6,965	29.0 (0.7)	6,620	30.1 (0.7)	6,413	25.4 (0.6)	6,394	22.2 (0.5)
중3	5,836	26.6 (0.8)	6,298	35.6 (0.7)	6,709	36.6 (0.7)	6,900	31.6 (0.8)	7,035	31.4 (0.6)	6,817	32.4 (0.7)	6,589	27.1 (0.6)	6,525	25.1 (0.6)
고1	5,898	28.1 (0.7)	6,039	39.9 (0.9)	6,602	38.6 (0.7)	6,674	34.4 (0.6)	6,890	32.4 (0.7)	6,229	33.5 (0.8)	6,386	29.5 (0.6)	6,606	26.6 (0.6)
고2	5,741	29.1 (0.6)	6,005	42.0 (0.8)	6,199	39.7 (0.7)	6,067	36.7 (0.8)	6,104	34.2 (0.8)	6,273	33.5 (0.7)	5,954	30.2 (0.7)	6,221	27.2 (0.7)
고3	-	-	5,540	41.6 (0.9)	6,044	42.1 (0.7)	5,806	42.2 (1.0)	5,685	38.7 (0.8)	5,933	39.3 (0.8)	5,983	32.6 (0.6)	6,111	29.2 (0.6)
<b>학교급</b>																
중학교	18,235	23.9 (0.5)	19,618	33.7 (0.4)	20,621	33.4 (0.4)	20,731	30.7 (0.4)	20,933	29.3 (0.4)	19,956	30.0 (0.4)	19,550	25.1 (0.4)	19,283	23.1 (0.4)
고등학교	11,639	28.6 (0.4)	17,584	41.2 (0.6)	18,845	40.1 (0.5)	18,547	37.5 (0.5)	18,679	35.0 (0.5)	18,435	35.4 (0.4)	18,323	30.8 (0.4)	18,938	27.7 (0.4)
일반계고	8,177	28.7 (0.5)	12,186	41.5 (0.7)	13,278	40.2 (0.6)	14,247	38.1 (0.5)	14,278	35.7 (0.5)	14,042	35.9 (0.5)	13,946	31.0 (0.5)	14,458	27.4 (0.4)
특성화계고	3,462	28.2 (0.9)	5,398	40.2 (0.9)	5,567	39.7 (0.8)	4,300	35.9 (1.1)	4,401	33.1 (0.9)	4,393	33.8 (0.7)	4,377	30.1 (0.8)	4,480	28.5 (0.7)

※ 최근 12개월 동안 2주 내내 일상생활을 중단할 정도로 슬프거나 절망감을 느낀 적이 있는 사람의 분율



(계속: 우울감 경험률)

(단위: %)

구 분	'05		'06		'07		'08		'09		'10		'11		'12	
	N	분율(표준오차)	N	분율(표준오차)	N	분율(표준오차)	N	분율(표준오차)	N	분율(표준오차)	N	분율(표준오차)	N	분율(표준오차)	N	분율(표준오차)
<b>지 역</b>																
서울	3,401	27.0 (0.9)	4,008	38.2 (1.0)	4,403	37.6 (0.8)	4,122	35.7 (0.8)	4,224	33.4 (0.7)	4,018	35.2 (0.8)	5,428	29.7 (0.8)	5,266	26.8 (0.7)
부산	2,218	27.0 (0.9)	2,895	35.7 (1.0)	2,903	36.6 (0.9)	2,793	33.0 (1.0)	2,748	30.3 (1.1)	2,804	31.3 (1.1)	2,781	28.9 (0.9)	2,807	24.4 (0.9)
대구	2,129	23.7 (1.1)	2,646	34.9 (0.9)	2,626	33.3 (0.7)	2,618	31.4 (1.2)	2,682	26.5 (0.9)	2,650	27.7 (0.9)	2,391	26.1 (1.1)	2,624	22.7 (0.8)
인천	2,101	23.6 (1.1)	2,481	36.9 (1.4)	2,576	33.0 (1.0)	2,830	31.9 (0.8)	2,792	32.7 (1.1)	2,566	29.6 (0.8)	2,183	28.4 (1.1)	2,237	24.6 (1.2)
광주	1,612	27.2 (1.0)	2,095	40.0 (1.3)	2,193	38.6 (1.2)	2,183	34.8 (1.2)	2,253	36.7 (1.0)	2,149	34.0 (1.2)	1,714	29.0 (1.0)	1,689	27.0 (1.1)
대전	1,649	28.3 (1.2)	2,221	37.0 (1.0)	2,262	39.9 (0.9)	2,088	34.6 (1.2)	2,230	33.8 (1.2)	2,110	34.9 (1.1)	1,554	29.4 (1.1)	1,694	26.0 (0.9)
울산	1,379	27.2 (1.2)	1,786	36.7 (1.2)	1,949	35.4 (1.2)	1,994	33.2 (1.0)	2,098	32.6 (1.2)	2,170	30.7 (1.1)	1,453	27.1 (1.2)	1,329	24.3 (1.2)
경기	3,405	24.6 (1.0)	4,080	38.7 (0.9)	4,572	35.9 (0.9)	4,928	33.4 (0.8)	5,071	32.0 (0.8)	4,825	33.1 (0.8)	7,226	27.6 (0.6)	7,677	25.5 (0.5)
강원	1,318	28.2 (1.1)	1,726	37.6 (1.8)	1,708	34.6 (2.0)	1,927	33.7 (1.4)	1,885	32.0 (1.3)	1,771	32.0 (1.0)	1,360	26.2 (0.8)	1,235	25.7 (1.9)
충북	1,501	25.3 (1.3)	1,788	35.5 (1.4)	1,965	35.2 (1.4)	2,006	31.7 (1.3)	2,008	32.2 (1.5)	1,861	32.1 (1.1)	1,396	29.0 (1.4)	1,493	26.3 (1.1)
충남	1,511	24.9 (2.0)	1,827	38.8 (1.5)	1,960	39.4 (1.2)	1,981	33.1 (1.4)	1,963	31.1 (1.2)	1,975	32.7 (2.2)	1,792	27.6 (1.2)	1,680	28.8 (1.3)
전북	1,448	25.5 (1.3)	1,727	32.0 (2.1)	1,907	40.7 (1.6)	1,997	34.1 (1.2)	1,983	36.9 (2.5)	2,005	34.7 (1.5)	1,638	28.0 (1.1)	1,470	28.0 (1.2)
전남	1,383	26.7 (1.2)	1,764	37.7 (1.2)	1,856	39.3 (1.3)	1,810	36.2 (1.9)	1,734	33.4 (1.4)	1,752	35.4 (1.4)	1,623	26.9 (1.4)	1,436	23.0 (1.2)
경북	1,848	23.2 (1.0)	2,300	34.6 (1.5)	2,616	35.9 (1.5)	2,272	33.1 (1.6)	2,182	30.9 (0.9)	2,136	30.7 (1.1)	2,010	26.1 (1.3)	2,034	22.2 (1.0)
경남	1,909	24.9 (1.4)	2,538	35.6 (1.3)	2,688	36.4 (1.2)	2,352	36.8 (1.7)	2,426	30.7 (1.3)	2,318	31.7 (1.3)	2,419	27.1 (1.0)	2,570	25.4 (1.0)
제주	1,062	26.7 (1.2)	1,320	35.2 (0.9)	1,282	32.8 (1.2)	1,377	32.2 (1.2)	1,333	29.6 (1.2)	1,281	30.8 (1.3)	905	25.4 (1.1)	980	24.7 (1.6)
 <b>여학생</b>																
전 체	28,350	34.7 (0.4)	34,199	46.2 (0.4)	35,232	46.6 (0.4)	35,960	44.3 (0.4)	35,454	43.5 (0.4)	34,847	42.6 (0.4)	37,770	38.2 (0.3)	35,965	36.0 (0.3)
<b>학 년</b>																
중1	5,886	31.8 (0.7)	5,960	38.8 (0.7)	5,933	41.4 (0.7)	6,144	39.2 (0.8)	5,781	39.8 (0.8)	5,949	36.9 (0.8)	6,180	33.2 (0.8)	5,998	31.7 (0.8)
중2	5,880	33.6 (0.7)	5,978	43.2 (0.7)	6,039	44.7 (0.9)	6,118	39.9 (0.9)	5,903	39.4 (0.9)	5,879	38.8 (0.8)	6,490	35.4 (0.7)	5,990	33.7 (0.7)
중3	5,548	34.5 (0.9)	5,861	45.6 (1.0)	6,227	45.3 (0.8)	5,950	42.0 (0.8)	5,792	41.8 (0.8)	5,786	42.1 (0.9)	6,254	37.4 (0.6)	6,026	35.8 (0.7)
고1	5,571	37.4 (0.7)	5,585	47.6 (1.0)	6,207	48.4 (0.8)	6,046	46.2 (0.7)	5,587	45.1 (0.8)	5,792	44.5 (0.9)	6,183	39.9 (0.7)	5,845	37.8 (0.7)
고2	5,465	36.8 (1.0)	5,445	50.2 (0.9)	5,397	49.1 (0.8)	6,308	46.8 (0.8)	6,323	44.9 (0.8)	5,851	43.9 (0.8)	6,554	38.7 (0.7)	6,094	37.7 (0.7)
고3	-	- -	5,370	53.6 (1.1)	5,429	52.0 (0.9)	5,394	53.0 (0.8)	6,068	50.5 (0.8)	5,590	49.2 (0.9)	6,109	44.2 (0.7)	6,012	39.0 (0.7)
<b>학교급</b>																
중학교	17,314	33.3 (0.5)	17,799	42.6 (0.5)	18,199	43.8 (0.5)	18,212	40.4 (0.5)	17,476	40.3 (0.5)	17,614	39.3 (0.5)	18,924	35.4 (0.4)	18,014	33.8 (0.5)
고등학교	11,036	37.1 (0.6)	16,400	50.5 (0.6)	17,033	49.8 (0.5)	17,748	48.5 (0.5)	17,978	46.8 (0.5)	17,233	45.9 (0.5)	18,846	40.9 (0.4)	17,951	38.2 (0.4)
일 반 계 고	7,624	35.8 (0.7)	11,319	50.2 (0.8)	11,773	49.0 (0.5)	12,561	48.3 (0.6)	13,102	46.1 (0.5)	12,803	45.2 (0.6)	13,332	39.9 (0.5)	13,985	37.7 (0.5)
특성화계고	3,412	40.6 (1.2)	5,081	51.0 (0.9)	5,260	52.0 (1.0)	5,187	49.0 (1.0)	4,876	49.0 (1.2)	4,430	48.3 (1.1)	5,514	44.2 (0.9)	3,966	39.7 (1.0)
<b>지 역</b>																
서울	3,203	33.9 (1.0)	3,847	47.2 (1.1)	3,999	48.6 (0.8)	3,955	45.8 (0.7)	3,983	45.6 (1.0)	3,830	44.0 (0.9)	5,927	39.6 (0.7)	6,107	36.3 (0.7)
부산	2,078	33.9 (1.1)	2,300	45.7 (1.0)	2,627	46.3 (1.2)	2,708	42.9 (1.4)	2,720	40.3 (1.1)	2,499	41.8 (1.1)	2,376	36.7 (1.1)	2,132	33.5 (1.3)
대구	1,980	32.7 (1.1)	2,306	45.2 (1.1)	2,537	44.2 (1.3)	2,435	42.2 (1.2)	2,381	39.2 (1.2)	2,380	40.5 (1.2)	2,048	34.4 (1.2)	1,688	33.1 (1.5)
인천	1,948	34.4 (1.3)	2,398	46.6 (1.2)	2,546	44.2 (1.2)	2,410	43.2 (1.2)	2,334	42.8 (1.0)	2,442	41.9 (1.1)	2,333	37.7 (0.9)	2,065	35.6 (1.1)
광주	1,464	36.6 (1.2)	1,751	48.5 (1.5)	1,883	48.2 (1.0)	1,828	45.0 (1.5)	1,857	44.6 (1.0)	1,875	45.8 (1.3)	1,595	40.3 (1.7)	1,460	36.0 (1.3)
대전	1,309	34.6 (1.6)	1,577	43.3 (2.0)	1,608	50.5 (1.5)	1,923	46.1 (1.2)	1,718	48.4 (1.5)	1,764	43.0 (1.1)	1,449	40.4 (1.0)	1,281	41.6 (1.0)
울산	1,312	35.9 (1.3)	1,775	44.3 (1.8)	1,774	45.0 (1.0)	1,671	43.8 (1.3)	1,537	42.2 (1.1)	1,308	41.5 (1.8)	1,460	38.7 (1.6)	1,189	39.8 (1.0)
경기	3,454	34.8 (1.1)	4,210	45.4 (1.2)	4,189	46.7 (1.0)	4,404	45.4 (1.0)	4,359	43.4 (0.9)	4,219	42.6 (0.9)	7,201	39.4 (0.6)	7,981	36.5 (0.6)
강원	1,317	36.2 (1.6)	1,676	48.9 (2.2)	1,644	49.9 (1.9)	1,593	43.2 (1.7)	1,668	45.7 (2.3)	1,676	43.3 (2.3)	1,362	38.9 (1.7)	1,251	42.0 (1.9)
충북	1,284	34.7 (1.0)	1,636	43.5 (1.1)	1,636	47.1 (1.3)	1,651	41.7 (1.6)	1,628	45.1 (1.7)	1,639	45.1 (1.9)	1,577	38.0 (1.3)	1,260	36.8 (1.6)
충남	1,357	35.7 (1.1)	1,797	48.2 (2.7)	1,780	46.5 (1.4)	1,929	43.4 (1.8)	1,889	42.9 (1.6)	1,894	41.6 (1.8)	1,665	36.9 (1.5)	1,584	36.1 (1.6)
전북	1,410	37.0 (1.4)	1,609	48.5 (1.9)	1,641	46.7 (1.4)	1,760	44.7 (2.1)	1,816	43.3 (1.5)	1,773	43.6 (1.4)	1,744	37.1 (1.2)	1,663	37.2 (1.0)
전남	1,546	34.5 (1.3)	1,800	47.5 (1.6)	1,805	45.2 (1.1)	1,771	43.3 (1.8)	1,647	44.9 (1.3)	1,629	43.2 (1.4)	1,811	37.6 (1.4)	1,470	33.8 (1.3)
경북	1,675	36.7 (1.6)	1,965	44.7 (1.4)	1,881	45.1 (1.5)	2,317	44.4 (1.1)	2,407	41.5 (1.3)	2,379	39.0 (1.9)	2,018	36.5 (1.4)	1,721	34.5 (1.4)
경남	2,038	33.5 (1.4)	2,310	46.6 (1.4)	2,326	44.2 (1.3)	2,497	42.4 (1.0)	2,507	42.8 (1.2)	2,492	40.9 (0.9)	2,314	35.3 (1.2)	2,350	32.4 (1.5)
제주	975	34.9 (1.3)	1,242	43.1 (1.6)	1,356	42.9 (1.2)	1,108	42.6 (2.1)	1,003	41.8 (1.0)	1,048	41.5 (2.7)	890	35.2 (2.5)	763	37.7 (3.3)



결과표68. 자살 생각률

(단위: %)

구 분	'05		'06		'07		'08		'09		'10		'11		'12		
	N	분율(표준오차)	N	분율(표준오차)	N	분율(표준오차)	N	분율(표준오차)	N	분율(표준오차)	N	분율(표준오차)	N	분율(표준오차)	N	분율(표준오차)	
전 체																	
전 체	58,224	22.6 (0.3)	71,401	23.4 (0.2)	74,698	23.7 (0.2)	75,238	18.9 (0.2)	75,066	19.1 (0.2)	73,238	19.3 (0.2)	75,643	19.6 (0.2)	74,186	18.3 (0.2)	
학 년																	
중1	12,167	22.1 (0.6)	12,876	21.2 (0.5)	13,035	23.1 (0.5)	13,037	18.7 (0.5)	12,714	20.1 (0.6)	12,468	19.5 (0.5)	12,728	19.1 (0.5)	12,362	17.7 (0.5)	
중2	11,998	22.7 (0.5)	12,382	23.6 (0.5)	12,849	24.2 (0.5)	13,056	19.5 (0.5)	12,868	19.3 (0.5)	12,499	19.2 (0.5)	12,903	20.3 (0.5)	12,384	18.7 (0.5)	
중3	11,384	23.0 (0.5)	12,159	24.8 (0.5)	12,936	23.8 (0.5)	12,850	19.0 (0.4)	12,827	18.6 (0.4)	12,603	19.9 (0.5)	12,843	20.1 (0.4)	12,551	19.2 (0.4)	
고1	11,469	23.2 (0.5)	11,624	23.4 (0.6)	12,809	24.0 (0.5)	12,720	18.8 (0.5)	12,477	18.4 (0.5)	12,021	19.6 (0.5)	12,569	20.1 (0.4)	12,451	19.0 (0.4)	
고2	11,206	22.0 (0.5)	11,450	24.3 (0.5)	11,596	23.4 (0.6)	12,375	19.0 (0.5)	12,427	18.8 (0.5)	12,124	18.3 (0.5)	12,508	18.8 (0.4)	12,315	18.0 (0.5)	
고3	-	-	-	10,910	23.5 (0.7)	11,473	23.4 (0.5)	11,200	18.6 (0.4)	11,753	19.6 (0.6)	11,523	19.5 (0.6)	12,092	19.2 (0.5)	12,123	17.1 (0.4)
학교급																	
중학교	35,549	22.6 (0.4)	37,417	23.2 (0.3)	38,820	23.7 (0.3)	38,943	19.1 (0.3)	38,409	19.3 (0.3)	37,570	19.5 (0.3)	38,474	19.9 (0.3)	37,297	18.5 (0.3)	
고등학교	22,675	22.6 (0.4)	33,984	23.8 (0.4)	35,878	23.6 (0.3)	36,295	18.8 (0.3)	36,657	18.9 (0.4)	35,668	19.1 (0.3)	37,169	19.3 (0.3)	36,889	18.0 (0.3)	
일반계고	15,801	22.9 (0.5)	23,505	23.5 (0.4)	25,051	22.9 (0.4)	26,808	18.6 (0.4)	27,380	18.3 (0.4)	26,845	18.7 (0.4)	27,278	19.1 (0.3)	28,443	17.8 (0.3)	
특성화계고	6,874	21.9 (0.7)	10,479	24.5 (0.6)	10,827	25.6 (0.7)	9,487	19.3 (0.6)	9,277	20.7 (0.8)	8,823	20.5 (0.6)	9,891	20.3 (0.6)	8,446	18.7 (0.7)	
지 역																	
서울	6,604	22.5 (0.6)	7,855	24.1 (0.7)	8,402	24.6 (0.6)	8,077	20.1 (0.5)	8,207	19.9 (0.7)	7,848	20.7 (0.6)	11,355	20.8 (0.5)	11,373	19.2 (0.4)	
부산	4,296	23.0 (0.7)	5,195	22.2 (0.7)	5,530	22.8 (0.9)	5,501	17.5 (0.6)	5,468	16.8 (0.6)	5,303	18.8 (0.8)	5,157	19.0 (0.6)	4,939	17.4 (0.9)	
대구	4,109	21.9 (0.9)	4,952	20.6 (0.6)	5,163	22.3 (0.8)	5,053	17.9 (0.7)	5,063	16.0 (0.8)	5,030	17.7 (0.7)	4,439	17.7 (0.8)	4,312	17.0 (0.9)	
인천	4,049	21.8 (1.0)	4,879	23.8 (0.6)	5,122	22.1 (0.9)	5,240	17.9 (0.7)	5,126	19.0 (0.8)	5,008	18.4 (0.8)	4,516	18.9 (0.7)	4,302	17.0 (0.9)	
광주	3,076	22.6 (0.8)	3,846	26.2 (0.9)	4,076	26.2 (0.9)	4,011	19.8 (0.8)	4,110	20.9 (0.9)	4,024	20.7 (0.7)	3,309	20.1 (1.2)	3,149	20.1 (0.8)	
대전	2,958	24.0 (0.8)	3,798	24.2 (1.0)	3,870	26.0 (0.8)	4,011	19.8 (0.8)	3,948	20.7 (0.8)	3,874	18.7 (0.7)	3,003	21.2 (1.1)	2,975	21.1 (1.3)	
울산	2,691	22.6 (0.9)	3,561	21.2 (0.8)	3,723	22.4 (0.7)	3,665	17.6 (0.6)	3,635	18.4 (0.6)	3,478	17.5 (0.8)	2,913	18.4 (0.9)	2,518	16.4 (1.2)	
경기	6,859	22.9 (0.8)	8,290	25.0 (0.6)	8,761	23.4 (0.6)	9,332	19.7 (0.6)	9,430	18.9 (0.6)	9,044	19.6 (0.6)	14,427	20.6 (0.4)	15,658	18.5 (0.4)	
강원	2,635	25.3 (1.4)	3,402	23.1 (1.2)	3,352	25.0 (1.8)	3,520	18.1 (0.7)	3,553	19.8 (1.0)	3,447	19.4 (1.1)	2,722	20.1 (0.8)	2,486	21.2 (1.7)	
충북	2,785	22.4 (1.1)	3,424	20.8 (1.0)	3,601	23.9 (1.0)	3,657	17.8 (0.7)	3,636	19.7 (1.0)	3,500	20.4 (1.0)	2,973	18.7 (0.9)	2,753	18.9 (1.6)	
충남	2,868	21.0 (1.4)	3,624	24.5 (1.1)	3,740	25.4 (0.8)	3,910	18.9 (0.7)	3,852	18.8 (1.4)	3,869	18.6 (0.9)	3,457	17.6 (1.2)	3,264	20.0 (0.8)	
전북	2,858	23.9 (1.3)	3,336	21.7 (1.2)	3,548	25.3 (1.0)	3,757	18.2 (0.8)	3,799	20.9 (1.1)	3,778	18.8 (1.2)	3,382	18.9 (0.8)	3,133	18.7 (1.3)	
전남	2,929	22.7 (0.7)	3,564	24.0 (0.9)	3,661	22.5 (0.9)	3,581	19.8 (0.7)	3,381	19.5 (1.3)	3,381	20.4 (1.0)	3,434	19.4 (1.0)	2,906	16.4 (0.8)	
경북	3,523	22.8 (1.3)	4,265	21.3 (1.2)	4,497	23.0 (1.1)	4,589	18.0 (0.9)	4,589	20.0 (0.8)	4,515	17.4 (0.9)	4,028	18.0 (1.1)	3,755	16.9 (0.9)	
경남	3,947	21.6 (1.1)	4,848	22.7 (0.8)	5,014	21.9 (0.8)	4,849	17.8 (0.8)	4,933	18.8 (0.9)	4,810	19.0 (0.9)	4,733	18.7 (1.1)	4,920	15.6 (0.7)	
제주	2,037	19.0 (1.0)	2,562	19.8 (1.1)	2,638	22.0 (1.0)	2,485	18.0 (1.1)	2,336	19.4 (1.3)	2,329	18.2 (1.4)	1,795	16.7 (1.8)	1,743	18.0 (2.4)	
남학생																	
전 체	29,874	18.1 (0.3)	37,202	19.4 (0.3)	39,466	19.0 (0.3)	39,278	15.4 (0.2)	39,612	15.2 (0.3)	38,391	15.6 (0.2)	37,873	15.4 (0.3)	38,221	14.1 (0.2)	
학 년																	
중1	6,281	16.8 (0.7)	6,916	16.8 (0.6)	7,102	18.0 (0.5)	6,893	14.9 (0.5)	6,933	14.9 (0.6)	6,519	15.7 (0.6)	6,548	14.6 (0.6)	6,364	13.2 (0.5)	
중2	6,118	17.5 (0.5)	6,404	19.4 (0.7)	6,810	18.7 (0.6)	6,938	15.9 (0.5)	6,965	15.3 (0.5)	6,620	15.3 (0.6)	6,413	15.7 (0.5)	6,394	13.5 (0.4)	
중3	5,836	19.1 (0.6)	6,298	20.2 (0.6)	6,709	19.5 (0.6)	6,900	14.8 (0.5)	7,035	14.6 (0.5)	6,817	15.9 (0.5)	6,589	15.3 (0.5)	6,525	14.8 (0.5)	
고1	5,898	19.1 (0.6)	6,039	20.0 (0.8)	6,602	19.6 (0.7)	6,674	15.0 (0.6)	6,890	14.4 (0.5)	6,229	15.6 (0.6)	6,386	15.7 (0.6)	6,606	14.7 (0.5)	
고2	5,741	18.3 (0.6)	6,005	20.2 (0.6)	6,199	19.2 (0.6)	6,067	16.1 (0.7)	6,104	15.3 (0.5)	6,273	14.9 (0.6)	5,954	15.2 (0.5)	6,221	13.7 (0.5)	
고3	-	-	-	5,540	20.0 (0.7)	6,044	19.2 (0.6)	5,806	16.1 (0.5)	5,685	16.7 (0.6)	5,933	16.2 (0.6)	5,983	15.8 (0.6)	6,111	14.3 (0.5)
학교급																	
중학교	18,235	17.7 (0.3)	19,618	18.8 (0.4)	20,621	18.8 (0.3)	20,731	15.2 (0.3)	20,933	14.9 (0.4)	19,956	15.6 (0.3)	19,550	15.2 (0.4)	19,283	13.9 (0.3)	
고등학교	11,639	18.7 (0.4)	17,584	20.1 (0.4)	18,845	19.3 (0.4)	18,547	15.7 (0.4)	18,679	15.4 (0.4)	18,435	15.6 (0.4)	18,323	15.6 (0.4)	18,938	14.2 (0.3)	
일반계고	8,177	19.4 (0.5)	12,186	20.3 (0.6)	13,278	18.9 (0.5)	14,247	15.9 (0.4)	14,278	15.2 (0.4)	14,042	15.5 (0.4)	13,946	15.7 (0.4)	14,458	14.3 (0.3)	
특성화계고	3,462	17.0 (0.8)	5,398	19.6 (0.7)	5,567	20.4 (0.7)	4,300	14.9 (0.6)	4,401	16.2 (0.7)	4,393	15.9 (0.8)	4,377	15.3 (0.7)	4,480	14.0 (0.6)	

※ 최근 12개월 동안 심각하게 자살을 생각한 적이 있는 사람의 분율



(계속: 자살 생각률)

(단위: %)

구 분	'05		'06		'07		'08		'09		'10		'11		'12	
	N	분율(표준오차)	N	분율(표준오차)	N	분율(표준오차)	N	분율(표준오차)	N	분율(표준오차)	N	분율(표준오차)	N	분율(표준오차)	N	분율(표준오차)
<b>지 역</b>																
서울	3,401	17.8 (0.7)	4,008	19.2 (0.7)	4,403	20.6 (0.7)	4,122	16.7 (0.6)	4,224	15.8 (0.7)	4,018	17.0 (0.6)	5,428	16.7 (0.7)	5,266	15.5 (0.5)
부산	2,218	19.1 (0.9)	2,895	19.3 (0.7)	2,903	18.0 (0.8)	2,793	14.2 (0.7)	2,748	13.3 (0.7)	2,804	14.9 (0.9)	2,781	15.6 (0.7)	2,807	13.4 (0.8)
대구	2,129	18.0 (0.8)	2,646	17.1 (0.7)	2,626	17.3 (0.7)	2,618	14.7 (0.8)	2,682	13.0 (0.8)	2,650	14.5 (0.8)	2,391	13.8 (0.8)	2,624	12.1 (0.7)
인천	2,101	16.7 (1.2)	2,481	19.9 (1.0)	2,576	17.2 (0.8)	2,830	14.1 (0.7)	2,792	15.0 (0.7)	2,566	14.3 (0.6)	2,183	14.3 (0.8)	2,237	12.9 (0.9)
광주	1,612	19.6 (1.0)	2,095	22.9 (1.2)	2,193	21.7 (1.0)	2,183	16.8 (1.0)	2,253	16.5 (0.6)	2,149	16.7 (1.3)	1,714	16.0 (0.9)	1,689	16.7 (0.7)
대전	1,649	20.8 (1.2)	2,221	21.9 (1.0)	2,262	22.7 (0.9)	2,088	16.0 (0.8)	2,230	15.9 (0.7)	2,110	15.7 (0.6)	1,554	16.1 (0.9)	1,694	13.7 (0.7)
울산	1,379	19.0 (1.0)	1,786	17.8 (1.0)	1,949	19.5 (0.9)	1,994	14.4 (0.7)	2,098	15.6 (0.7)	2,170	13.5 (0.8)	1,453	14.7 (1.0)	1,329	10.9 (1.1)
경기	3,405	17.3 (0.7)	4,080	21.4 (0.8)	4,572	18.0 (0.6)	4,928	14.6 (0.6)	5,071	14.8 (0.6)	4,825	15.3 (0.5)	7,226	16.1 (0.5)	7,677	14.3 (0.4)
강원	1,318	19.7 (1.1)	1,726	19.2 (1.3)	1,708	17.7 (1.5)	1,927	15.3 (0.7)	1,885	14.7 (0.9)	1,771	15.2 (1.1)	1,360	16.4 (0.8)	1,235	15.2 (1.2)
충북	1,501	18.3 (1.6)	1,788	16.4 (1.2)	1,965	18.9 (0.8)	2,006	14.9 (1.0)	2,008	15.4 (1.3)	1,861	17.0 (0.9)	1,396	13.7 (0.8)	1,493	14.6 (1.4)
충남	1,511	16.7 (1.1)	1,827	19.0 (0.9)	1,960	21.2 (1.0)	1,981	15.8 (0.8)	1,963	14.8 (1.4)	1,975	15.0 (0.9)	1,792	12.4 (1.0)	1,680	16.9 (1.0)
전북	1,448	18.3 (1.1)	1,727	15.9 (1.3)	1,907	23.5 (1.5)	1,997	15.8 (1.1)	1,983	17.5 (1.4)	2,005	15.2 (1.5)	1,638	15.0 (0.8)	1,470	14.1 (1.5)
전남	1,383	20.7 (1.1)	1,764	19.8 (1.2)	1,856	18.2 (0.9)	1,810	19.1 (1.0)	1,734	15.0 (1.1)	1,752	16.4 (1.2)	1,623	15.6 (1.3)	1,436	11.9 (0.6)
경북	1,848	17.7 (1.2)	2,300	17.7 (1.4)	2,616	17.7 (1.0)	2,272	14.5 (1.0)	2,182	16.8 (1.1)	2,136	14.7 (1.4)	2,010	13.3 (0.8)	2,034	13.0 (0.8)
경남	1,909	18.5 (0.9)	2,538	18.2 (1.2)	2,688	17.8 (0.8)	2,352	16.1 (0.9)	2,426	15.4 (0.9)	2,318	16.4 (0.9)	2,419	15.7 (1.8)	2,570	12.5 (0.7)
제주	1,062	15.3 (1.0)	1,320	15.1 (1.1)	1,282	17.4 (0.5)	1,377	14.9 (0.6)	1,333	15.6 (0.6)	1,281	13.3 (0.8)	905	12.0 (1.1)	980	12.6 (1.1)
<b>전 체</b>	28,350	27.7 (0.4)	34,199	28.0 (0.3)	35,232	28.9 (0.3)	35,960	22.9 (0.3)	35,454	23.5 (0.3)	34,847	23.5 (0.3)	37,770	24.3 (0.3)	35,965	22.9 (0.3)
<b>학 년</b>																
중1	5,886	28.2 (0.8)	5,960	26.2 (0.7)	5,933	28.9 (0.7)	6,144	23.0 (0.8)	5,781	25.9 (0.9)	5,949	23.7 (0.7)	6,180	24.1 (0.7)	5,998	22.5 (0.7)
중2	5,880	28.5 (0.7)	5,978	28.3 (0.8)	6,039	30.4 (0.7)	6,118	23.7 (0.7)	5,903	23.8 (0.8)	5,879	23.5 (0.7)	6,490	25.4 (0.7)	5,990	24.4 (0.7)
중3	5,548	27.5 (1.0)	5,861	29.9 (0.8)	6,227	28.6 (0.8)	5,950	23.9 (0.7)	5,792	23.1 (0.6)	5,786	24.3 (0.7)	6,254	25.4 (0.7)	6,026	23.9 (0.7)
고1	5,571	28.0 (0.8)	5,585	27.3 (0.8)	6,207	29.0 (0.8)	6,046	23.1 (0.7)	5,587	23.0 (0.7)	5,792	24.2 (0.6)	6,183	24.9 (0.6)	5,845	23.6 (0.7)
고2	5,465	26.2 (0.8)	5,445	28.9 (0.8)	5,397	28.1 (0.9)	6,308	22.2 (0.7)	6,323	22.8 (0.7)	5,851	22.2 (0.7)	6,554	23.0 (0.6)	6,094	22.7 (0.7)
고3	-	-	5,370	27.4 (1.2)	5,429	28.1 (0.8)	5,394	21.3 (0.7)	6,068	22.7 (0.8)	5,590	23.1 (0.9)	6,109	22.9 (0.6)	6,012	20.3 (0.6)
<b>학교급</b>																
중학교	17,314	28.1 (0.5)	17,799	28.1 (0.5)	18,199	29.3 (0.4)	18,212	23.5 (0.4)	17,476	24.3 (0.4)	17,614	23.9 (0.5)	18,924	25.0 (0.4)	18,014	23.6 (0.4)
고등학교	11,036	27.1 (0.6)	16,400	27.9 (0.5)	17,033	28.4 (0.5)	17,748	22.3 (0.4)	17,978	22.8 (0.5)	17,233	23.2 (0.4)	18,846	23.6 (0.4)	17,951	22.2 (0.4)
일 반 계 고	7,624	26.9 (0.7)	11,319	27.0 (0.6)	11,773	27.2 (0.6)	12,561	21.5 (0.5)	13,102	21.8 (0.5)	12,803	22.3 (0.5)	13,332	22.9 (0.4)	13,985	21.6 (0.4)
특성화계고	3,412	27.6 (1.3)	5,081	30.3 (0.9)	5,260	31.7 (1.1)	5,187	24.5 (0.9)	4,876	26.1 (0.9)	4,430	26.0 (0.8)	5,514	26.2 (0.8)	3,966	24.3 (0.8)
<b>지 역</b>																
서울	3,203	27.7 (0.8)	3,847	29.5 (1.0)	3,999	29.0 (0.8)	3,955	23.9 (0.6)	3,983	24.4 (0.9)	3,830	24.9 (0.8)	5,927	25.4 (0.7)	6,107	23.3 (0.5)
부산	2,078	27.6 (1.0)	2,300	25.6 (1.2)	2,627	28.6 (1.0)	2,708	21.5 (0.8)	2,720	21.0 (0.9)	2,499	23.3 (0.9)	2,376	22.9 (1.1)	2,132	22.0 (1.0)
대구	1,980	26.9 (1.4)	2,306	25.0 (0.9)	2,537	28.6 (1.2)	2,435	21.7 (0.8)	2,381	19.6 (0.8)	2,380	21.5 (1.0)	2,048	22.2 (1.1)	1,688	22.6 (1.3)
인천	1,948	27.4 (1.1)	2,398	28.1 (0.8)	2,546	27.4 (0.9)	2,410	22.1 (1.1)	2,334	23.5 (1.2)	2,442	22.9 (1.0)	2,333	24.0 (1.0)	2,065	21.6 (1.0)
광주	1,464	26.0 (1.2)	1,751	29.9 (1.1)	1,883	31.2 (0.9)	1,828	23.1 (1.2)	1,857	25.7 (0.7)	1,875	25.0 (1.4)	1,595	24.6 (2.0)	1,460	23.8 (1.2)
대전	1,309	27.6 (1.1)	1,577	26.8 (1.6)	1,608	29.7 (1.2)	1,923	24.1 (1.0)	1,718	26.1 (1.0)	1,764	22.1 (0.8)	1,449	26.9 (1.3)	1,281	29.3 (1.1)
울산	1,312	26.9 (1.0)	1,775	25.3 (1.0)	1,774	26.0 (1.0)	1,671	21.3 (1.0)	1,537	21.8 (1.2)	1,308	22.2 (1.1)	1,460	22.7 (1.3)	1,189	22.7 (1.1)
경기	3,454	29.1 (1.2)	4,210	29.0 (0.8)	4,189	29.4 (0.9)	4,404	25.3 (0.9)	4,359	23.5 (0.7)	4,219	24.3 (0.9)	7,201	25.6 (0.6)	7,981	23.0 (0.5)
강원	1,317	31.3 (1.5)	1,676	27.5 (1.4)	1,644	33.1 (2.0)	1,593	21.3 (1.3)	1,668	25.4 (1.2)	1,676	24.1 (1.1)	1,362	24.2 (1.3)	1,251	27.7 (2.3)
충북	1,284	27.1 (1.3)	1,636	25.8 (1.2)	1,636	29.6 (1.2)	1,651	21.1 (0.9)	1,628	24.6 (1.4)	1,639	24.1 (1.2)	1,577	24.3 (0.6)	1,260	23.6 (2.1)
충남	1,357	25.8 (1.9)	1,797	30.6 (1.5)	1,780	30.2 (0.9)	1,929	22.4 (0.8)	1,889	23.3 (1.7)	1,894	22.6 (1.1)	1,665	23.4 (1.8)	1,584	23.4 (1.3)
전북	1,410	29.8 (1.7)	1,609	28.1 (1.6)	1,641	27.2 (2.1)	1,760	20.9 (1.4)	1,816	24.6 (1.4)	1,773	22.8 (1.1)	1,744	23.0 (1.2)	1,663	23.7 (1.5)
전남	1,546	25.0 (1.1)	1,800	28.5 (1.7)	1,805	27.1 (1.2)	1,771	20.6 (1.0)	1,647	24.5 (1.3)	1,629	24.7 (1.1)	1,811	23.5 (0.9)	1,470	21.3 (1.8)
경북	1,675	28.9 (1.4)	1,965	25.7 (1.4)	1,881	29.5 (1.4)	2,317	22.3 (1.1)	2,407	23.8 (1.1)	2,379	20.5 (1.2)	2,018	23.3 (1.5)	1,721	21.4 (0.9)
경남	2,038	25.0 (1.7)	2,310	27.9 (1.2)	2,326	26.8 (1.3)	2,497	19.9 (1.1)	2,507	22.8 (1.2)	2,492	21.9 (0.9)	2,314	22.1 (0.9)	2,350	19.1 (1.0)
제주	975	23.3 (0.8)	1,242	24.9 (1.1)	1,356	27.0 (1.1)	1,108	21.4 (1.8)	1,003	23.5 (1.9)	1,048	23.4 (1.8)	890	21.8 (2.0)	763	24.0 (3.3)



결과표69. 자살 계획률

(단위: %)

구 분	'05			'06			'07			'08			'09			'10			'11			'12		
	N	분율(표준오차)		N	분율(표준오차)		N	분율(표준오차)		N	분율(표준오차)		N	분율(표준오차)		N	분율(표준오차)		N	분율(표준오차)		N	분율(표준오차)	
<b>전 체</b>																								
전 체	-	-	-	-	-	-	-	-	-	-	-	-	-	-	-	-	-	-	75,643	6.8 (0.1)		74,186	6.3 (0.1)	
<b>학 년</b>																								
중1	-	-	-	-	-	-	-	-	-	-	-	-	-	-	-	-	-	-	12,728	7.7 (0.3)		12,362	7.3 (0.3)	
중2	-	-	-	-	-	-	-	-	-	-	-	-	-	-	-	-	-	-	12,903	8.3 (0.3)		12,384	7.4 (0.3)	
중3	-	-	-	-	-	-	-	-	-	-	-	-	-	-	-	-	-	-	12,843	7.3 (0.3)		12,551	7.3 (0.3)	
고1	-	-	-	-	-	-	-	-	-	-	-	-	-	-	-	-	-	-	12,569	6.5 (0.2)		12,451	5.8 (0.2)	
고2	-	-	-	-	-	-	-	-	-	-	-	-	-	-	-	-	-	-	12,508	5.5 (0.2)		12,315	5.4 (0.2)	
고3	-	-	-	-	-	-	-	-	-	-	-	-	-	-	-	-	-	-	12,092	5.4 (0.3)		12,123	4.6 (0.2)	
<b>학교급</b>																								
중학교	-	-	-	-	-	-	-	-	-	-	-	-	-	-	-	-	-	-	38,474	7.8 (0.2)		37,297	7.3 (0.2)	
고등학교	-	-	-	-	-	-	-	-	-	-	-	-	-	-	-	-	-	-	37,169	5.8 (0.1)		36,889	5.3 (0.1)	
일반계고	-	-	-	-	-	-	-	-	-	-	-	-	-	-	-	-	-	-	27,278	5.4 (0.2)		28,443	5.0 (0.2)	
특성화계고	-	-	-	-	-	-	-	-	-	-	-	-	-	-	-	-	-	-	9,891	7.3 (0.3)		8,446	6.1 (0.4)	
<b>지 역</b>																								
서울	-	-	-	-	-	-	-	-	-	-	-	-	-	-	-	-	-	-	11,355	7.6 (0.3)		11,373	6.8 (0.2)	
부산	-	-	-	-	-	-	-	-	-	-	-	-	-	-	-	-	-	-	5,157	6.4 (0.4)		4,939	6.0 (0.4)	
대구	-	-	-	-	-	-	-	-	-	-	-	-	-	-	-	-	-	-	4,439	5.3 (0.4)		4,312	5.3 (0.5)	
인천	-	-	-	-	-	-	-	-	-	-	-	-	-	-	-	-	-	-	4,516	6.2 (0.4)		4,302	5.5 (0.4)	
광주	-	-	-	-	-	-	-	-	-	-	-	-	-	-	-	-	-	-	3,309	7.8 (0.9)		3,149	6.5 (0.5)	
대전	-	-	-	-	-	-	-	-	-	-	-	-	-	-	-	-	-	-	3,003	7.0 (0.6)		2,975	8.0 (0.6)	
울산	-	-	-	-	-	-	-	-	-	-	-	-	-	-	-	-	-	-	2,913	6.7 (0.5)		2,518	5.3 (0.5)	
경기	-	-	-	-	-	-	-	-	-	-	-	-	-	-	-	-	-	-	14,427	6.9 (0.2)		15,658	6.4 (0.2)	
강원	-	-	-	-	-	-	-	-	-	-	-	-	-	-	-	-	-	-	2,722	6.9 (0.8)		2,486	7.8 (0.8)	
충북	-	-	-	-	-	-	-	-	-	-	-	-	-	-	-	-	-	-	2,973	6.7 (0.4)		2,753	6.5 (1.3)	
충남	-	-	-	-	-	-	-	-	-	-	-	-	-	-	-	-	-	-	3,457	6.6 (0.5)		3,264	6.9 (0.5)	
전북	-	-	-	-	-	-	-	-	-	-	-	-	-	-	-	-	-	-	3,382	7.1 (0.4)		3,133	7.5 (0.8)	
전남	-	-	-	-	-	-	-	-	-	-	-	-	-	-	-	-	-	-	3,434	8.1 (0.6)		2,906	5.6 (0.5)	
경북	-	-	-	-	-	-	-	-	-	-	-	-	-	-	-	-	-	-	4,028	6.3 (0.7)		3,755	5.5 (0.5)	
경남	-	-	-	-	-	-	-	-	-	-	-	-	-	-	-	-	-	-	4,733	5.9 (0.5)		4,920	5.1 (0.4)	
제주	-	-	-	-	-	-	-	-	-	-	-	-	-	-	-	-	-	-	1,795	5.1 (0.9)		1,743	5.2 (1.0)	
<b>남학생</b>																								
전 체	-	-	-	-	-	-	-	-	-	-	-	-	-	-	-	-	-	-	37,873	5.7 (0.1)		38,221	5.0 (0.1)	
<b>학 년</b>																								
중1	-	-	-	-	-	-	-	-	-	-	-	-	-	-	-	-	-	-	6,548	5.5 (0.3)		6,364	5.5 (0.4)	
중2	-	-	-	-	-	-	-	-	-	-	-	-	-	-	-	-	-	-	6,413	7.0 (0.4)		6,394	5.5 (0.3)	
중3	-	-	-	-	-	-	-	-	-	-	-	-	-	-	-	-	-	-	6,589	5.8 (0.3)		6,525	5.6 (0.3)	
고1	-	-	-	-	-	-	-	-	-	-	-	-	-	-	-	-	-	-	6,386	5.6 (0.3)		6,606	4.9 (0.3)	
고2	-	-	-	-	-	-	-	-	-	-	-	-	-	-	-	-	-	-	5,954	4.9 (0.3)		6,221	4.0 (0.3)	
고3	-	-	-	-	-	-	-	-	-	-	-	-	-	-	-	-	-	-	5,983	5.4 (0.4)		6,111	4.3 (0.3)	
<b>학교급</b>																								
중학교	-	-	-	-	-	-	-	-	-	-	-	-	-	-	-	-	-	-	19,550	6.1 (0.2)		19,283	5.6 (0.2)	
고등학교	-	-	-	-	-	-	-	-	-	-	-	-	-	-	-	-	-	-	18,323	5.3 (0.2)		18,938	4.4 (0.2)	
일반계고	-	-	-	-	-	-	-	-	-	-	-	-	-	-	-	-	-	-	13,946	5.0 (0.2)		14,458	4.3 (0.2)	
특성화계고	-	-	-	-	-	-	-	-	-	-	-	-	-	-	-	-	-	-	4,377	6.2 (0.4)		4,480	4.7 (0.4)	

※ 최근 12개월 동안 자살하기 위해 구체적인 계획을 세운 적이 있는 사람의 분율



(계속: 자살 계획률)

(단위: %)

구 분	'05			'06			'07			'08			'09			'10			'11			'12		
	N	분	입(표준오차)	N	분	입(표준오차)	N	분	입(표준오차)	N	분	입(표준오차)	N	분	입(표준오차)	N	분	입(표준오차)	N	분	입(표준오차)	N	분	입(표준오차)
<b>지 역</b>																								
서울	-	-	-	-	-	-	-	-	-	-	-	-	-	-	-	-	-	-	5,428	6.4	(0.4)	5,266	5.7	(0.3)
부산	-	-	-	-	-	-	-	-	-	-	-	-	-	-	-	-	-	-	2,781	5.7	(0.5)	2,807	4.9	(0.5)
대구	-	-	-	-	-	-	-	-	-	-	-	-	-	-	-	-	-	-	2,391	5.0	(0.5)	2,624	4.0	(0.5)
인천	-	-	-	-	-	-	-	-	-	-	-	-	-	-	-	-	-	-	2,183	5.3	(0.4)	2,237	4.8	(0.6)
광주	-	-	-	-	-	-	-	-	-	-	-	-	-	-	-	-	-	-	1,714	5.6	(0.5)	1,689	5.3	(0.6)
대전	-	-	-	-	-	-	-	-	-	-	-	-	-	-	-	-	-	-	1,554	5.5	(0.6)	1,694	4.9	(0.5)
울산	-	-	-	-	-	-	-	-	-	-	-	-	-	-	-	-	-	-	1,453	5.8	(0.6)	1,329	3.1	(0.4)
경기	-	-	-	-	-	-	-	-	-	-	-	-	-	-	-	-	-	-	7,226	5.5	(0.3)	7,677	5.2	(0.3)
강원	-	-	-	-	-	-	-	-	-	-	-	-	-	-	-	-	-	-	1,360	5.7	(1.0)	1,235	4.7	(0.5)
충북	-	-	-	-	-	-	-	-	-	-	-	-	-	-	-	-	-	-	1,396	5.4	(0.4)	1,493	4.1	(0.9)
충남	-	-	-	-	-	-	-	-	-	-	-	-	-	-	-	-	-	-	1,792	4.8	(0.6)	1,680	5.3	(0.6)
전북	-	-	-	-	-	-	-	-	-	-	-	-	-	-	-	-	-	-	1,638	6.7	(0.5)	1,470	5.8	(0.9)
전남	-	-	-	-	-	-	-	-	-	-	-	-	-	-	-	-	-	-	1,623	8.0	(0.9)	1,436	4.4	(0.7)
경북	-	-	-	-	-	-	-	-	-	-	-	-	-	-	-	-	-	-	2,010	5.0	(0.7)	2,034	4.1	(0.6)
경남	-	-	-	-	-	-	-	-	-	-	-	-	-	-	-	-	-	-	2,419	5.8	(0.8)	2,570	4.5	(0.4)
제주	-	-	-	-	-	-	-	-	-	-	-	-	-	-	-	-	-	-	905	3.9	(1.0)	980	4.0	(0.8)
<b>여학생</b>																								
전 체	-	-	-	-	-	-	-	-	-	-	-	-	-	-	-	-	-	-	37,770	8.0	(0.2)	35,965	7.8	(0.2)
<b>학 년</b>																								
중1	-	-	-	-	-	-	-	-	-	-	-	-	-	-	-	-	-	-	6,180	10.0	(0.5)	5,998	9.3	(0.4)
중2	-	-	-	-	-	-	-	-	-	-	-	-	-	-	-	-	-	-	6,490	9.7	(0.4)	5,990	9.4	(0.4)
중3	-	-	-	-	-	-	-	-	-	-	-	-	-	-	-	-	-	-	6,254	9.0	(0.4)	6,026	9.1	(0.4)
고1	-	-	-	-	-	-	-	-	-	-	-	-	-	-	-	-	-	-	6,183	7.6	(0.4)	5,845	6.8	(0.4)
고2	-	-	-	-	-	-	-	-	-	-	-	-	-	-	-	-	-	-	6,554	6.1	(0.3)	6,094	7.0	(0.4)
고3	-	-	-	-	-	-	-	-	-	-	-	-	-	-	-	-	-	-	6,109	5.5	(0.3)	6,012	5.0	(0.3)
<b>학교급</b>																								
중학교	-	-	-	-	-	-	-	-	-	-	-	-	-	-	-	-	-	-	18,924	9.5	(0.3)	18,014	9.3	(0.3)
고등학교	-	-	-	-	-	-	-	-	-	-	-	-	-	-	-	-	-	-	18,846	6.4	(0.2)	17,951	6.3	(0.2)
일반계 고	-	-	-	-	-	-	-	-	-	-	-	-	-	-	-	-	-	-	13,332	5.8	(0.2)	13,985	5.9	(0.2)
특성화계 고	-	-	-	-	-	-	-	-	-	-	-	-	-	-	-	-	-	-	5,514	8.7	(0.5)	3,966	7.8	(0.6)
<b>지 역</b>																								
서울	-	-	-	-	-	-	-	-	-	-	-	-	-	-	-	-	-	-	5,927	8.9	(0.4)	6,107	8.0	(0.3)
부산	-	-	-	-	-	-	-	-	-	-	-	-	-	-	-	-	-	-	2,376	7.3	(0.7)	2,132	7.3	(0.6)
대구	-	-	-	-	-	-	-	-	-	-	-	-	-	-	-	-	-	-	2,048	5.6	(0.5)	1,688	6.8	(0.8)
인천	-	-	-	-	-	-	-	-	-	-	-	-	-	-	-	-	-	-	2,333	7.1	(0.6)	2,065	6.3	(0.6)
광주	-	-	-	-	-	-	-	-	-	-	-	-	-	-	-	-	-	-	1,595	10.1	(1.8)	1,460	7.7	(0.7)
대전	-	-	-	-	-	-	-	-	-	-	-	-	-	-	-	-	-	-	1,449	8.6	(0.9)	1,281	11.3	(0.7)
울산	-	-	-	-	-	-	-	-	-	-	-	-	-	-	-	-	-	-	1,460	7.9	(0.7)	1,189	7.8	(0.7)
경기	-	-	-	-	-	-	-	-	-	-	-	-	-	-	-	-	-	-	7,201	8.5	(0.4)	7,981	7.7	(0.3)
강원	-	-	-	-	-	-	-	-	-	-	-	-	-	-	-	-	-	-	1,362	8.2	(1.0)	1,251	11.2	(1.0)
충북	-	-	-	-	-	-	-	-	-	-	-	-	-	-	-	-	-	-	1,577	8.2	(0.7)	1,260	9.1	(1.8)
충남	-	-	-	-	-	-	-	-	-	-	-	-	-	-	-	-	-	-	1,665	8.5	(0.8)	1,584	8.6	(0.8)
전북	-	-	-	-	-	-	-	-	-	-	-	-	-	-	-	-	-	-	1,744	7.5	(0.7)	1,663	9.3	(1.0)
전남	-	-	-	-	-	-	-	-	-	-	-	-	-	-	-	-	-	-	1,811	8.2	(0.8)	1,470	6.8	(1.0)
경북	-	-	-	-	-	-	-	-	-	-	-	-	-	-	-	-	-	-	2,018	7.8	(0.9)	1,721	7.2	(0.8)
경남	-	-	-	-	-	-	-	-	-	-	-	-	-	-	-	-	-	-	2,314	6.0	(0.5)	2,350	5.8	(0.6)
제주	-	-	-	-	-	-	-	-	-	-	-	-	-	-	-	-	-	-	890	6.4	(1.3)	763	6.4	(1.5)

제3부

정  
신  
보  
건



결과표70. 자살 시도율

(단위: %)

구 분	'05		'06		'07		'08		'09		'10		'11		'12	
	N	분율(표준오차)	N	분율(표준오차)	N	분율(표준오차)	N	분율(표준오차)	N	분율(표준오차)	N	분율(표준오차)	N	분율(표준오차)	N	분율(표준오차)
<b>전 체</b>																
전 체	58,224	4.7 (0.1)	71,404	5.5 (0.1)	74,698	5.8 (0.1)	75,238	4.7 (0.1)	75,066	4.6 (0.1)	73,238	5.0 (0.1)	75,643	4.3 (0.1)	74,186	4.1 (0.1)
<b>학 년</b>																
중1	12,167	4.6 (0.2)	12,876	5.4 (0.2)	13,035	6.0 (0.3)	13,037	5.3 (0.2)	12,714	5.9 (0.3)	12,468	6.0 (0.3)	12,728	4.7 (0.2)	12,362	4.3 (0.2)
중2	11,998	5.2 (0.3)	12,384	6.0 (0.3)	12,849	6.6 (0.3)	13,056	5.5 (0.3)	12,868	5.0 (0.2)	12,499	5.7 (0.2)	12,903	5.4 (0.2)	12,384	4.9 (0.2)
중3	11,384	5.0 (0.3)	12,160	6.0 (0.3)	12,936	6.1 (0.3)	12,850	4.8 (0.2)	12,827	4.5 (0.2)	12,603	5.2 (0.3)	12,843	4.9 (0.2)	12,551	4.7 (0.2)
고1	11,469	4.6 (0.2)	11,624	5.1 (0.3)	12,809	5.9 (0.3)	12,720	4.5 (0.3)	12,477	4.4 (0.2)	12,021	4.9 (0.3)	12,569	3.9 (0.2)	12,451	4.2 (0.2)
고2	11,206	4.1 (0.2)	11,450	5.5 (0.3)	11,596	5.2 (0.2)	12,375	4.2 (0.2)	12,427	4.1 (0.2)	12,124	4.1 (0.2)	12,508	3.3 (0.2)	12,315	3.4 (0.2)
고3	-	-	10,910	5.1 (0.3)	11,473	4.8 (0.3)	11,200	3.8 (0.2)	11,753	3.6 (0.2)	11,523	4.1 (0.2)	12,092	3.3 (0.2)	12,123	2.9 (0.2)
<b>학교급</b>																
중학교	35,549	4.9 (0.1)	37,420	5.8 (0.2)	38,820	6.2 (0.2)	38,943	5.2 (0.1)	38,409	5.1 (0.1)	37,570	5.6 (0.2)	38,474	5.0 (0.1)	37,297	4.6 (0.1)
고등학교	22,675	4.4 (0.2)	33,984	5.2 (0.2)	35,878	5.3 (0.2)	36,295	4.2 (0.1)	36,657	4.0 (0.1)	35,668	4.4 (0.1)	37,169	3.5 (0.1)	36,889	3.5 (0.1)
일반계고	15,801	3.9 (0.2)	23,505	4.5 (0.2)	25,051	4.6 (0.2)	26,808	3.7 (0.2)	27,380	3.6 (0.1)	26,845	3.9 (0.2)	27,278	3.0 (0.1)	28,443	3.2 (0.1)
특성화계고	6,874	5.6 (0.4)	10,479	7.1 (0.5)	10,827	7.4 (0.4)	9,487	5.6 (0.2)	9,277	5.4 (0.3)	8,823	5.7 (0.3)	9,891	5.1 (0.3)	8,446	4.6 (0.3)
<b>남학생</b>																
전 체	29,874	3.6 (0.1)	37,204	4.9 (0.1)	39,466	4.2 (0.1)	39,278	3.7 (0.1)	39,612	3.3 (0.1)	38,391	3.8 (0.1)	37,873	3.0 (0.1)	38,221	2.8 (0.1)
<b>학 년</b>																
중1	6,281	3.2 (0.3)	6,916	4.8 (0.3)	7,102	3.9 (0.3)	6,893	3.6 (0.3)	6,933	3.5 (0.2)	6,519	4.0 (0.3)	6,548	3.0 (0.2)	6,364	2.6 (0.2)
중2	6,118	3.4 (0.3)	6,405	5.0 (0.3)	6,810	4.4 (0.3)	6,938	4.3 (0.3)	6,965	3.6 (0.3)	6,620	4.1 (0.3)	6,413	3.3 (0.3)	6,394	3.1 (0.2)
중3	5,836	4.0 (0.3)	6,299	5.3 (0.4)	6,709	4.4 (0.3)	6,900	3.4 (0.3)	7,035	3.1 (0.2)	6,817	3.8 (0.3)	6,589	3.5 (0.3)	6,525	3.2 (0.2)
고1	5,898	3.9 (0.3)	6,039	4.6 (0.4)	6,602	4.5 (0.3)	6,674	3.5 (0.3)	6,890	3.2 (0.3)	6,229	3.9 (0.4)	6,386	2.8 (0.2)	6,606	3.2 (0.2)
고2	5,741	3.7 (0.3)	6,005	4.6 (0.3)	6,199	4.2 (0.3)	6,067	3.5 (0.3)	6,104	3.4 (0.3)	6,273	3.4 (0.3)	5,954	2.4 (0.2)	6,221	2.3 (0.2)
고3	-	-	5,540	4.7 (0.4)	6,044	4.0 (0.3)	5,806	3.8 (0.3)	5,685	3.1 (0.3)	5,933	3.7 (0.3)	5,983	3.2 (0.3)	6,111	2.4 (0.2)
<b>학교급</b>																
중학교	18,235	3.5 (0.2)	19,620	5.1 (0.2)	20,621	4.2 (0.2)	20,731	3.8 (0.2)	20,933	3.4 (0.2)	19,956	4.0 (0.2)	19,550	3.3 (0.2)	19,283	3.0 (0.1)
고등학교	11,639	3.8 (0.2)	17,584	4.6 (0.2)	18,845	4.3 (0.2)	18,547	3.6 (0.2)	18,679	3.2 (0.2)	18,435	3.7 (0.2)	18,323	2.8 (0.1)	18,938	2.6 (0.1)
일반계고	8,177	3.6 (0.2)	12,186	4.1 (0.2)	13,278	3.8 (0.2)	14,247	3.2 (0.2)	14,278	2.9 (0.2)	14,042	3.5 (0.2)	13,946	2.6 (0.2)	14,458	2.5 (0.2)
특성화계고	3,462	4.4 (0.5)	5,398	5.9 (0.4)	5,567	5.5 (0.4)	4,300	4.8 (0.3)	4,401	4.2 (0.3)	4,393	4.3 (0.3)	4,377	3.3 (0.3)	4,480	3.0 (0.3)
<b>여학생</b>																
전 체	28,350	5.9 (0.2)	34,200	6.3 (0.2)	35,232	7.6 (0.2)	35,960	5.9 (0.2)	35,454	6.0 (0.2)	34,847	6.3 (0.2)	37,770	5.6 (0.1)	35,965	5.4 (0.1)
<b>학 년</b>																
중1	5,886	6.2 (0.3)	5,960	6.1 (0.4)	5,933	8.5 (0.4)	6,144	7.2 (0.4)	5,781	8.4 (0.5)	5,949	8.1 (0.5)	6,180	6.6 (0.4)	5,998	6.2 (0.3)
중2	5,880	7.2 (0.4)	5,979	7.1 (0.4)	6,039	9.1 (0.4)	6,118	6.8 (0.4)	5,903	6.5 (0.4)	5,879	7.4 (0.3)	6,490	7.7 (0.4)	5,990	6.9 (0.4)
중3	5,548	6.1 (0.5)	5,861	6.8 (0.4)	6,227	8.1 (0.4)	5,950	6.4 (0.4)	5,792	6.2 (0.3)	5,786	6.7 (0.5)	6,254	6.5 (0.3)	6,026	6.2 (0.3)
고1	5,571	5.4 (0.3)	5,585	5.5 (0.4)	6,207	7.6 (0.5)	6,046	5.6 (0.4)	5,587	5.8 (0.4)	5,792	6.2 (0.4)	6,183	5.1 (0.3)	5,845	5.4 (0.3)
고2	5,465	4.6 (0.3)	5,445	6.6 (0.6)	5,397	6.2 (0.4)	6,308	4.9 (0.3)	6,323	4.8 (0.3)	5,851	4.8 (0.3)	6,554	4.4 (0.3)	6,094	4.6 (0.3)
고3	-	-	5,370	5.5 (0.6)	5,429	5.6 (0.4)	5,394	3.9 (0.3)	6,068	4.1 (0.4)	5,590	4.4 (0.3)	6,109	3.6 (0.3)	6,012	3.4 (0.2)
<b>학교급</b>																
중학교	17,314	6.5 (0.2)	17,800	6.7 (0.2)	18,199	8.6 (0.2)	18,212	6.8 (0.2)	17,476	7.0 (0.2)	17,614	7.4 (0.3)	18,924	6.9 (0.2)	18,014	6.4 (0.2)
고등학교	11,036	5.0 (0.2)	16,400	5.9 (0.3)	17,033	6.5 (0.2)	17,748	4.9 (0.2)	17,978	4.9 (0.2)	17,233	5.1 (0.2)	18,846	4.3 (0.2)	17,951	4.5 (0.2)
일반계고	7,624	4.2 (0.2)	11,319	4.9 (0.3)	11,773	5.4 (0.3)	12,561	4.3 (0.2)	13,102	4.3 (0.2)	12,803	4.5 (0.2)	13,332	3.5 (0.2)	13,985	3.9 (0.2)
특성화계고	3,412	7.0 (0.5)	5,081	8.4 (0.9)	5,260	9.6 (0.6)	5,187	6.5 (0.4)	4,876	6.9 (0.6)	4,430	7.4 (0.7)	5,514	7.2 (0.4)	3,966	6.5 (0.5)

※ 최근 12개월 동안 자살을 시도한 적이 있는 사람의 분율







결과표71. 자살 시도 후 병원 치료 경험률

(단위: %)

구 분	'05			'06			'07			'08			'09			'10			'11			'12		
	N	분율(표준오차)		N	분율(표준오차)		N	분율(표준오차)		N	분율(표준오차)		N	분율(표준오차)		N	분율(표준오차)		N	분율(표준오차)		N	분율(표준오차)	
<b>전 체</b>																								
전 체	-	-	-	-	-	-	-	-	-	-	-	-	-	-	-	73,238	0.6 (0.0)		75,643	0.6 (0.0)		74,186	0.6 (0.0)	
<b>학 년</b>																								
중1	-	-	-	-	-	-	-	-	-	-	-	-	-	-	-	12,468	0.6 (0.1)		12,728	0.5 (0.1)		12,362	0.4 (0.1)	
중2	-	-	-	-	-	-	-	-	-	-	-	-	-	-	-	12,499	0.6 (0.1)		12,903	0.7 (0.1)		12,384	0.6 (0.1)	
중3	-	-	-	-	-	-	-	-	-	-	-	-	-	-	-	12,603	0.7 (0.1)		12,843	0.8 (0.1)		12,551	0.8 (0.1)	
고1	-	-	-	-	-	-	-	-	-	-	-	-	-	-	-	12,021	0.6 (0.1)		12,569	0.5 (0.1)		12,451	0.7 (0.1)	
고2	-	-	-	-	-	-	-	-	-	-	-	-	-	-	-	12,124	0.6 (0.1)		12,508	0.5 (0.1)		12,315	0.5 (0.1)	
고3	-	-	-	-	-	-	-	-	-	-	-	-	-	-	-	11,523	0.9 (0.1)		12,092	0.7 (0.1)		12,123	0.5 (0.1)	
<b>학교급</b>																								
중학교	-	-	-	-	-	-	-	-	-	-	-	-	-	-	-	37,570	0.6 (0.1)		38,474	0.7 (0.1)		37,297	0.6 (0.1)	
고등학교	-	-	-	-	-	-	-	-	-	-	-	-	-	-	-	35,668	0.7 (0.1)		37,169	0.6 (0.0)		36,889	0.5 (0.0)	
일반계고	-	-	-	-	-	-	-	-	-	-	-	-	-	-	-	26,845	0.6 (0.1)		27,278	0.5 (0.0)		28,443	0.5 (0.0)	
특성화계고	-	-	-	-	-	-	-	-	-	-	-	-	-	-	-	8,823	0.9 (0.1)		9,891	0.7 (0.1)		8,446	0.7 (0.1)	
<b>지 역</b>																								
서울	-	-	-	-	-	-	-	-	-	-	-	-	-	-	-	7,848	0.7 (0.1)		11,355	0.7 (0.1)		11,373	0.6 (0.1)	
부산	-	-	-	-	-	-	-	-	-	-	-	-	-	-	-	5,303	0.8 (0.1)		5,157	0.5 (0.1)		4,939	0.5 (0.1)	
대구	-	-	-	-	-	-	-	-	-	-	-	-	-	-	-	5,030	0.5 (0.1)		4,439	0.4 (0.1)		4,312	0.5 (0.1)	
인천	-	-	-	-	-	-	-	-	-	-	-	-	-	-	-	5,008	0.4 (0.1)		4,516	0.5 (0.1)		4,302	0.5 (0.1)	
광주	-	-	-	-	-	-	-	-	-	-	-	-	-	-	-	4,024	0.5 (0.1)		3,309	0.6 (0.1)		3,149	0.4 (0.1)	
대전	-	-	-	-	-	-	-	-	-	-	-	-	-	-	-	3,874	0.4 (0.1)		3,003	0.7 (0.2)		2,975	0.8 (0.1)	
울산	-	-	-	-	-	-	-	-	-	-	-	-	-	-	-	3,478	0.5 (0.1)		2,913	0.7 (0.1)		2,518	0.3 (0.1)	
경기	-	-	-	-	-	-	-	-	-	-	-	-	-	-	-	9,044	0.9 (0.1)		14,427	0.6 (0.1)		15,658	0.6 (0.1)	
강원	-	-	-	-	-	-	-	-	-	-	-	-	-	-	-	3,447	0.7 (0.2)		2,722	0.6 (0.2)		2,486	1.1 (0.2)	
충북	-	-	-	-	-	-	-	-	-	-	-	-	-	-	-	3,500	0.5 (0.1)		2,973	0.6 (0.2)		2,753	1.1 (0.5)	
충남	-	-	-	-	-	-	-	-	-	-	-	-	-	-	-	3,869	0.8 (0.1)		3,457	0.7 (0.1)		3,264	0.3 (0.1)	
전북	-	-	-	-	-	-	-	-	-	-	-	-	-	-	-	3,778	0.7 (0.2)		3,382	0.6 (0.1)		3,133	0.6 (0.1)	
전남	-	-	-	-	-	-	-	-	-	-	-	-	-	-	-	3,381	0.5 (0.1)		3,434	0.7 (0.3)		2,906	0.3 (0.1)	
경북	-	-	-	-	-	-	-	-	-	-	-	-	-	-	-	4,515	0.5 (0.1)		4,028	0.7 (0.2)		3,755	0.5 (0.2)	
경남	-	-	-	-	-	-	-	-	-	-	-	-	-	-	-	4,810	0.5 (0.1)		4,733	0.6 (0.2)		4,920	0.4 (0.1)	
제주	-	-	-	-	-	-	-	-	-	-	-	-	-	-	-	2,329	0.5 (0.2)		1,795	0.5 (0.2)		1,743	0.7 (0.4)	
<b>남학생</b>																								
전 체	-	-	-	-	-	-	-	-	-	-	-	-	-	-	-	38,391	0.7 (0.1)		37,873	0.7 (0.1)		38,221	0.5 (0.0)	
<b>학 년</b>																								
중1	-	-	-	-	-	-	-	-	-	-	-	-	-	-	-	6,519	0.5 (0.1)		6,548	0.5 (0.1)		6,364	0.4 (0.1)	
중2	-	-	-	-	-	-	-	-	-	-	-	-	-	-	-	6,620	0.7 (0.1)		6,413	0.8 (0.1)		6,394	0.5 (0.1)	
중3	-	-	-	-	-	-	-	-	-	-	-	-	-	-	-	6,817	0.7 (0.1)		6,589	0.8 (0.1)		6,525	0.8 (0.1)	
고1	-	-	-	-	-	-	-	-	-	-	-	-	-	-	-	6,229	0.7 (0.1)		6,386	0.5 (0.1)		6,606	0.7 (0.1)	
고2	-	-	-	-	-	-	-	-	-	-	-	-	-	-	-	6,273	0.8 (0.1)		5,954	0.5 (0.1)		6,221	0.5 (0.1)	
고3	-	-	-	-	-	-	-	-	-	-	-	-	-	-	-	5,933	1.0 (0.2)		5,983	0.9 (0.1)		6,111	0.5 (0.1)	
<b>학교급</b>																								
중학교	-	-	-	-	-	-	-	-	-	-	-	-	-	-	-	19,956	0.6 (0.1)		19,550	0.7 (0.1)		19,283	0.6 (0.1)	
고등학교	-	-	-	-	-	-	-	-	-	-	-	-	-	-	-	18,435	0.8 (0.1)		18,323	0.7 (0.1)		18,938	0.5 (0.1)	
일반계고	-	-	-	-	-	-	-	-	-	-	-	-	-	-	-	14,042	0.8 (0.1)		13,946	0.7 (0.1)		14,458	0.5 (0.1)	
특성화계고	-	-	-	-	-	-	-	-	-	-	-	-	-	-	-	4,393	0.9 (0.2)		4,377	0.6 (0.2)		4,480	0.6 (0.1)	

※ 최근 12개월 동안 자살을 시도하여 병원에서 치료를 받은 적이 있는 사람의 분율



(계속: 자살 시도 후 병원 치료 경험률)

(단위: %)

구 분	'05			'06			'07			'08			'09			'10			'11			'12		
	N	분	율(표준오차)	N	분	율(표준오차)	N	분	율(표준오차)	N	분	율(표준오차)	N	분	율(표준오차)	N	분	율(표준오차)	N	분	율(표준오차)	N	분	율(표준오차)
<b>지 역</b>																								
서울	-	-	-	-	-	-	-	-	-	-	-	-	-	-	-	4,018	0.9	(0.2)	5,428	0.8	(0.1)	5,266	0.6	(0.1)
부산	-	-	-	-	-	-	-	-	-	-	-	-	-	-	-	2,804	0.6	(0.2)	2,781	0.6	(0.1)	2,807	0.5	(0.1)
대구	-	-	-	-	-	-	-	-	-	-	-	-	-	-	-	2,650	0.5	(0.1)	2,391	0.6	(0.2)	2,624	0.4	(0.1)
인천	-	-	-	-	-	-	-	-	-	-	-	-	-	-	-	2,566	0.5	(0.1)	2,183	0.5	(0.1)	2,237	0.4	(0.1)
광주	-	-	-	-	-	-	-	-	-	-	-	-	-	-	-	2,149	0.3	(0.1)	1,714	0.6	(0.2)	1,689	0.3	(0.1)
대전	-	-	-	-	-	-	-	-	-	-	-	-	-	-	-	2,110	0.6	(0.1)	1,554	1.0	(0.3)	1,694	0.9	(0.2)
울산	-	-	-	-	-	-	-	-	-	-	-	-	-	-	-	2,170	0.5	(0.1)	1,453	0.7	(0.2)	1,329	0.3	(0.1)
경기	-	-	-	-	-	-	-	-	-	-	-	-	-	-	-	4,825	1.0	(0.2)	7,226	0.6	(0.1)	7,677	0.7	(0.1)
강원	-	-	-	-	-	-	-	-	-	-	-	-	-	-	-	1,771	0.4	(0.2)	1,360	0.5	(0.2)	1,235	0.7	(0.2)
충북	-	-	-	-	-	-	-	-	-	-	-	-	-	-	-	1,861	0.7	(0.2)	1,396	0.7	(0.2)	1,493	0.7	(0.2)
충남	-	-	-	-	-	-	-	-	-	-	-	-	-	-	-	1,975	0.8	(0.2)	1,792	0.8	(0.2)	1,680	0.3	(0.2)
전북	-	-	-	-	-	-	-	-	-	-	-	-	-	-	-	2,005	0.6	(0.3)	1,638	0.7	(0.2)	1,470	0.7	(0.2)
전남	-	-	-	-	-	-	-	-	-	-	-	-	-	-	-	1,752	0.4	(0.2)	1,623	1.0	(0.4)	1,436	0.3	(0.1)
경북	-	-	-	-	-	-	-	-	-	-	-	-	-	-	-	2,136	0.7	(0.2)	2,010	0.9	(0.3)	2,034	0.5	(0.1)
경남	-	-	-	-	-	-	-	-	-	-	-	-	-	-	-	2,318	0.7	(0.2)	2,419	0.8	(0.3)	2,570	0.3	(0.1)
제주	-	-	-	-	-	-	-	-	-	-	-	-	-	-	-	1,281	0.4	(0.2)	905	0.3	(0.2)	980	0.4	(0.1)
<b>여학생</b>																								
전 체	-	-	-	-	-	-	-	-	-	-	-	-	-	-	-	34,847	0.6	(0.0)	37,770	0.5	(0.0)	35,965	0.6	(0.1)
<b>학 년</b>																								
중1	-	-	-	-	-	-	-	-	-	-	-	-	-	-	-	5,949	0.6	(0.1)	6,180	0.4	(0.1)	5,998	0.4	(0.1)
중2	-	-	-	-	-	-	-	-	-	-	-	-	-	-	-	5,879	0.5	(0.1)	6,490	0.7	(0.1)	5,990	0.6	(0.1)
중3	-	-	-	-	-	-	-	-	-	-	-	-	-	-	-	5,786	0.6	(0.1)	6,254	0.8	(0.1)	6,026	0.8	(0.2)
고1	-	-	-	-	-	-	-	-	-	-	-	-	-	-	-	5,792	0.4	(0.1)	6,183	0.4	(0.1)	5,845	0.6	(0.1)
고2	-	-	-	-	-	-	-	-	-	-	-	-	-	-	-	5,851	0.5	(0.1)	6,554	0.5	(0.1)	6,094	0.5	(0.1)
고3	-	-	-	-	-	-	-	-	-	-	-	-	-	-	-	5,590	0.8	(0.1)	6,109	0.5	(0.1)	6,012	0.5	(0.1)
<b>학교급</b>																								
중학교	-	-	-	-	-	-	-	-	-	-	-	-	-	-	-	17,614	0.6	(0.1)	18,924	0.6	(0.1)	18,014	0.6	(0.1)
고등학교	-	-	-	-	-	-	-	-	-	-	-	-	-	-	-	17,233	0.6	(0.1)	18,846	0.5	(0.0)	17,951	0.6	(0.1)
일반계 고	-	-	-	-	-	-	-	-	-	-	-	-	-	-	-	12,803	0.5	(0.1)	13,332	0.4	(0.0)	13,985	0.5	(0.1)
특성화계 고	-	-	-	-	-	-	-	-	-	-	-	-	-	-	-	4,430	0.8	(0.1)	5,514	0.9	(0.1)	3,966	0.8	(0.1)
<b>지 역</b>																								
서울	-	-	-	-	-	-	-	-	-	-	-	-	-	-	-	3,830	0.5	(0.1)	5,927	0.5	(0.1)	6,107	0.5	(0.1)
부산	-	-	-	-	-	-	-	-	-	-	-	-	-	-	-	2,499	0.9	(0.2)	2,376	0.4	(0.1)	2,132	0.5	(0.1)
대구	-	-	-	-	-	-	-	-	-	-	-	-	-	-	-	2,380	0.4	(0.2)	2,048	0.2	(0.1)	1,688	0.6	(0.2)
인천	-	-	-	-	-	-	-	-	-	-	-	-	-	-	-	2,442	0.4	(0.1)	2,333	0.5	(0.1)	2,065	0.7	(0.2)
광주	-	-	-	-	-	-	-	-	-	-	-	-	-	-	-	1,875	0.6	(0.2)	1,595	0.7	(0.2)	1,460	0.5	(0.2)
대전	-	-	-	-	-	-	-	-	-	-	-	-	-	-	-	1,764	0.3	(0.1)	1,449	0.5	(0.1)	1,281	0.6	(0.2)
울산	-	-	-	-	-	-	-	-	-	-	-	-	-	-	-	1,308	0.5	(0.2)	1,460	0.7	(0.2)	1,189	0.2	(0.1)
경기	-	-	-	-	-	-	-	-	-	-	-	-	-	-	-	4,219	0.7	(0.1)	7,201	0.7	(0.1)	7,981	0.6	(0.1)
강원	-	-	-	-	-	-	-	-	-	-	-	-	-	-	-	1,676	1.0	(0.3)	1,362	0.6	(0.3)	1,251	1.5	(0.3)
충북	-	-	-	-	-	-	-	-	-	-	-	-	-	-	-	1,639	0.3	(0.1)	1,577	0.6	(0.2)	1,260	1.5	(0.9)
충남	-	-	-	-	-	-	-	-	-	-	-	-	-	-	-	1,894	0.8	(0.2)	1,665	0.6	(0.2)	1,584	0.2	(0.1)
전북	-	-	-	-	-	-	-	-	-	-	-	-	-	-	-	1,773	0.7	(0.3)	1,744	0.4	(0.1)	1,663	0.6	(0.2)
전남	-	-	-	-	-	-	-	-	-	-	-	-	-	-	-	1,629	0.5	(0.2)	1,811	0.4	(0.2)	1,470	0.4	(0.2)
경북	-	-	-	-	-	-	-	-	-	-	-	-	-	-	-	2,379	0.3	(0.1)	2,018	0.5	(0.1)	1,721	0.6	(0.3)
경남	-	-	-	-	-	-	-	-	-	-	-	-	-	-	-	2,492	0.2	(0.1)	2,314	0.4	(0.1)	2,350	0.6	(0.2)
제주	-	-	-	-	-	-	-	-	-	-	-	-	-	-	-	1,048	0.6	(0.3)	890	0.8	(0.3)	763	1.0	(0.9)



결과표72. 자살 시도 후 병원 치료 경험률(자살 시도자)

(단위: %)

구 분	'05			'06			'07			'08			'09			'10			'11			'12		
	N	분율(표준오차)		N	분율(표준오차)		N	분율(표준오차)		N	분율(표준오차)		N	분율(표준오차)		N	분율(표준오차)		N	분율(표준오차)		N	분율(표준오차)	
<b>전 체</b>																								
전 체	-	-	-	-	-	-	-	-	-	-	-	-	-	-	-	3,616	13.0 (0.8)		3,304	14.5 (0.7)		3,018	13.9 (0.8)	
<b>학 년</b>																								
중1	-	-	-	-	-	-	-	-	-	-	-	-	-	-	-	732	9.2 (1.3)		601	9.6 (1.3)		518	9.3 (1.5)	
중2	-	-	-	-	-	-	-	-	-	-	-	-	-	-	-	698	10.6 (1.4)		711	13.7 (1.4)		602	11.3 (1.5)	
중3	-	-	-	-	-	-	-	-	-	-	-	-	-	-	-	646	12.6 (1.4)		637	15.8 (1.8)		579	16.7 (2.4)	
고1	-	-	-	-	-	-	-	-	-	-	-	-	-	-	-	591	11.4 (1.7)		511	11.9 (1.6)		529	15.6 (1.7)	
고2	-	-	-	-	-	-	-	-	-	-	-	-	-	-	-	509	15.6 (1.9)		438	16.1 (1.9)		439	14.7 (1.5)	
고3	-	-	-	-	-	-	-	-	-	-	-	-	-	-	-	440	21.9 (2.6)		406	22.3 (2.3)		351	16.9 (2.2)	
<b>학교급</b>																								
중학교	-	-	-	-	-	-	-	-	-	-	-	-	-	-	-	2,076	10.8 (0.9)		1,949	13.2 (1.0)		1,699	12.6 (1.1)	
고등학교	-	-	-	-	-	-	-	-	-	-	-	-	-	-	-	1,540	15.9 (1.3)		1,355	16.4 (1.2)		1,319	15.6 (1.0)	
일반계고	-	-	-	-	-	-	-	-	-	-	-	-	-	-	-	1,043	16.3 (1.7)		833	17.4 (1.4)		916	16.0 (1.2)	
특성화계고	-	-	-	-	-	-	-	-	-	-	-	-	-	-	-	497	15.2 (1.6)		522	14.5 (2.1)		403	14.9 (1.9)	
<b>남학생</b>																								
전 체	-	-	-	-	-	-	-	-	-	-	-	-	-	-	-	1,391	18.9 (1.5)		1,167	22.7 (1.5)		1,062	19.4 (1.2)	
<b>학 년</b>																								
중1	-	-	-	-	-	-	-	-	-	-	-	-	-	-	-	249	13.4 (2.7)		195	18.2 (2.9)		153	14.0 (2.9)	
중2	-	-	-	-	-	-	-	-	-	-	-	-	-	-	-	257	16.6 (3.0)		218	24.2 (3.0)		197	17.0 (2.9)	
중3	-	-	-	-	-	-	-	-	-	-	-	-	-	-	-	255	17.6 (2.8)		235	21.7 (3.5)		211	23.9 (3.4)	
고1	-	-	-	-	-	-	-	-	-	-	-	-	-	-	-	217	18.0 (3.6)		185	19.5 (3.1)		209	21.1 (2.8)	
고2	-	-	-	-	-	-	-	-	-	-	-	-	-	-	-	211	22.3 (3.5)		150	22.2 (3.8)		147	20.2 (2.9)	
고3	-	-	-	-	-	-	-	-	-	-	-	-	-	-	-	202	26.5 (4.0)		184	29.5 (3.3)		145	18.7 (3.3)	
<b>학교급</b>																								
중학교	-	-	-	-	-	-	-	-	-	-	-	-	-	-	-	761	15.9 (1.8)		648	21.5 (2.0)		561	18.8 (1.7)	
고등학교	-	-	-	-	-	-	-	-	-	-	-	-	-	-	-	630	22.2 (2.4)		519	24.0 (2.1)		501	20.1 (1.6)	
일반계고	-	-	-	-	-	-	-	-	-	-	-	-	-	-	-	444	22.5 (3.2)		374	26.2 (2.3)		351	20.1 (2.0)	
특성화계고	-	-	-	-	-	-	-	-	-	-	-	-	-	-	-	186	21.2 (3.1)		145	18.3 (4.5)		150	20.0 (2.9)	
<b>여학생</b>																								
전 체	-	-	-	-	-	-	-	-	-	-	-	-	-	-	-	2,225	9.0 (0.7)		2,137	9.6 (0.7)		1,956	10.8 (0.9)	
<b>학 년</b>																								
중1	-	-	-	-	-	-	-	-	-	-	-	-	-	-	-	483	7.0 (1.3)		406	5.4 (1.3)		365	7.1 (1.8)	
중2	-	-	-	-	-	-	-	-	-	-	-	-	-	-	-	441	6.9 (1.3)		493	8.8 (1.3)		405	8.5 (1.4)	
중3	-	-	-	-	-	-	-	-	-	-	-	-	-	-	-	391	9.4 (1.6)		402	12.2 (1.7)		368	12.6 (2.9)	
고1	-	-	-	-	-	-	-	-	-	-	-	-	-	-	-	374	6.8 (1.4)		326	7.1 (1.3)		320	12.0 (1.8)	
고2	-	-	-	-	-	-	-	-	-	-	-	-	-	-	-	298	10.2 (2.1)		288	12.3 (1.7)		292	11.7 (1.8)	
고3	-	-	-	-	-	-	-	-	-	-	-	-	-	-	-	238	17.6 (2.6)		222	15.0 (2.6)		206	15.4 (2.9)	
<b>학교급</b>																								
중학교	-	-	-	-	-	-	-	-	-	-	-	-	-	-	-	1,315	7.7 (0.8)		1,301	8.8 (0.9)		1,138	9.4 (1.3)	
고등학교	-	-	-	-	-	-	-	-	-	-	-	-	-	-	-	910	10.9 (1.1)		836	10.9 (1.1)		818	12.7 (1.2)	
일반계고	-	-	-	-	-	-	-	-	-	-	-	-	-	-	-	599	10.9 (1.5)		459	10.0 (1.3)		565	13.0 (1.4)	
특성화계고	-	-	-	-	-	-	-	-	-	-	-	-	-	-	-	311	10.9 (1.3)		377	12.4 (1.8)		253	12.1 (2.0)	

※ 최근 12개월 동안 자살 시도자 중에서 자살을 시도하여 병원에서 치료를 받은 적이 있는 사람의 분율







결과표73. 주중 평균수면시간

(단위: 시간)


구 분	'05			'06			'07			'08			'09			'10			'11			'12		
	N	평균	표준오차	N	평균	표준오차	N	평균	표준오차	N	평균	표준오차	N	평균	표준오차	N	평균	표준오차	N	평균	표준오차	N	평균	표준오차
<b>전 체</b>																								
전 체	-	-	-	-	-	-	55,204	6.4	(0.0)	56,745	6.3	(0.0)	60,494	6.3	(0.0)	55,700	6.2	(0.0)	64,647	6.4	(0.0)	63,688	6.4	(0.0)
<b>학 년</b>																								
중1	-	-	-	-	-	-	9,180	7.3	(0.0)	9,382	7.3	(0.0)	9,783	7.3	(0.0)	9,007	7.3	(0.0)	10,450	7.4	(0.0)	10,206	7.4	(0.0)
중2	-	-	-	-	-	-	9,140	7.0	(0.0)	9,582	7.0	(0.0)	9,831	7.0	(0.0)	9,008	7.0	(0.0)	10,669	7.1	(0.0)	10,253	7.1	(0.0)
중3	-	-	-	-	-	-	9,562	6.7	(0.0)	9,646	6.6	(0.0)	10,202	6.6	(0.0)	9,403	6.6	(0.0)	10,842	6.7	(0.0)	10,603	6.8	(0.0)
고1	-	-	-	-	-	-	9,628	5.9	(0.0)	9,726	5.9	(0.0)	10,341	5.9	(0.0)	9,437	5.8	(0.0)	10,922	5.9	(0.0)	10,817	5.9	(0.0)
고2	-	-	-	-	-	-	8,899	5.8	(0.0)	9,714	5.7	(0.0)	10,398	5.7	(0.0)	9,655	5.7	(0.0)	11,027	5.7	(0.0)	10,883	5.8	(0.0)
고3	-	-	-	-	-	-	8,795	5.4	(0.0)	8,695	5.4	(0.0)	9,939	5.4	(0.0)	9,190	5.3	(0.0)	10,737	5.4	(0.0)	10,926	5.4	(0.0)
<b>학교급</b>																								
중학교	-	-	-	-	-	-	27,882	7.0	(0.0)	28,610	6.9	(0.0)	29,816	7.0	(0.0)	27,418	7.0	(0.0)	31,961	7.1	(0.0)	31,062	7.1	(0.0)
고등학교	-	-	-	-	-	-	27,322	5.7	(0.0)	28,135	5.7	(0.0)	30,678	5.7	(0.0)	28,282	5.6	(0.0)	32,686	5.7	(0.0)	32,626	5.7	(0.0)
일반계고	-	-	-	-	-	-	19,504	5.5	(0.0)	21,033	5.5	(0.0)	23,218	5.5	(0.0)	21,596	5.4	(0.0)	24,255	5.5	(0.0)	25,370	5.5	(0.0)
특성화계고	-	-	-	-	-	-	7,818	6.3	(0.0)	7,102	6.3	(0.0)	7,460	6.3	(0.0)	6,686	6.1	(0.0)	8,431	6.3	(0.0)	7,256	6.2	(0.0)
<b>지 역</b>																								
서울	-	-	-	-	-	-	6,129	6.2	(0.0)	6,109	6.2	(0.0)	6,594	6.3	(0.0)	5,949	6.2	(0.0)	9,772	6.2	(0.0)	9,808	6.2	(0.0)
부산	-	-	-	-	-	-	4,112	6.4	(0.0)	4,135	6.4	(0.0)	4,380	6.3	(0.0)	4,002	6.3	(0.0)	4,413	6.3	(0.0)	4,338	6.3	(0.0)
대구	-	-	-	-	-	-	3,914	6.4	(0.0)	3,840	6.3	(0.0)	4,131	6.4	(0.1)	3,952	6.4	(0.0)	3,838	6.4	(0.0)	3,754	6.4	(0.1)
인천	-	-	-	-	-	-	3,800	6.4	(0.1)	3,957	6.3	(0.0)	4,156	6.3	(0.0)	3,896	6.2	(0.0)	3,930	6.3	(0.1)	3,696	6.3	(0.1)
광주	-	-	-	-	-	-	3,086	6.1	(0.1)	3,042	6.1	(0.1)	3,290	6.2	(0.1)	3,049	6.0	(0.1)	2,808	6.2	(0.0)	2,671	6.2	(0.1)
대전	-	-	-	-	-	-	2,876	6.3	(0.1)	3,066	6.3	(0.1)	3,145	6.3	(0.0)	3,036	6.2	(0.1)	2,568	6.2	(0.1)	2,549	6.2	(0.1)
울산	-	-	-	-	-	-	2,761	6.3	(0.0)	2,744	6.3	(0.1)	2,944	6.3	(0.0)	2,670	6.3	(0.1)	2,438	6.3	(0.0)	2,189	6.3	(0.1)
경기	-	-	-	-	-	-	6,356	6.3	(0.0)	7,071	6.3	(0.0)	7,679	6.2	(0.0)	6,866	6.2	(0.0)	12,278	6.4	(0.0)	13,307	6.4	(0.0)
강원	-	-	-	-	-	-	2,484	6.6	(0.1)	2,688	6.5	(0.1)	2,940	6.4	(0.1)	2,637	6.4	(0.1)	2,341	6.6	(0.0)	2,119	6.6	(0.1)
충북	-	-	-	-	-	-	2,610	6.6	(0.1)	2,732	6.5	(0.1)	2,917	6.4	(0.1)	2,566	6.4	(0.1)	2,511	6.5	(0.1)	2,316	6.5	(0.1)
충남	-	-	-	-	-	-	2,716	6.7	(0.0)	2,873	6.5	(0.1)	3,112	6.4	(0.1)	2,930	6.3	(0.1)	2,950	6.5	(0.1)	2,801	6.5	(0.1)
전북	-	-	-	-	-	-	2,611	6.3	(0.1)	2,911	6.4	(0.0)	3,057	6.3	(0.1)	2,824	6.3	(0.0)	2,909	6.3	(0.0)	2,689	6.4	(0.1)
전남	-	-	-	-	-	-	2,738	6.5	(0.1)	2,606	6.4	(0.1)	2,615	6.4	(0.1)	2,492	6.4	(0.1)	2,897	6.4	(0.1)	2,488	6.5	(0.1)
경북	-	-	-	-	-	-	3,370	6.4	(0.1)	3,494	6.3	(0.1)	3,723	6.3	(0.1)	3,417	6.2	(0.1)	3,447	6.5	(0.1)	3,243	6.4	(0.1)
경남	-	-	-	-	-	-	3,690	6.5	(0.1)	3,613	6.4	(0.1)	3,945	6.5	(0.1)	3,679	6.4	(0.1)	4,031	6.4	(0.1)	4,239	6.4	(0.1)
제주	-	-	-	-	-	-	1,951	6.5	(0.1)	1,864	6.4	(0.1)	1,866	6.4	(0.1)	1,735	6.2	(0.1)	1,516	6.5	(0.1)	1,481	6.2	(0.1)
<b>남학생</b>																								
전 체	-	-	-	-	-	-	29,307	6.5	(0.0)	29,951	6.5	(0.0)	31,518	6.5	(0.0)	28,893	6.4	(0.0)	31,866	6.5	(0.0)	32,318	6.6	(0.0)
<b>학 년</b>																								
중1	-	-	-	-	-	-	5,031	7.4	(0.0)	5,047	7.4	(0.0)	5,306	7.5	(0.0)	4,676	7.5	(0.0)	5,275	7.6	(0.0)	5,152	7.7	(0.0)
중2	-	-	-	-	-	-	4,897	7.2	(0.0)	5,173	7.2	(0.0)	5,283	7.2	(0.0)	4,760	7.3	(0.0)	5,203	7.3	(0.0)	5,203	7.4	(0.0)
중3	-	-	-	-	-	-	5,016	6.8	(0.0)	5,238	6.8	(0.0)	5,536	6.8	(0.0)	5,030	6.9	(0.0)	5,475	7.0	(0.0)	5,443	7.0	(0.0)
고1	-	-	-	-	-	-	4,980	6.1	(0.0)	5,142	6.0	(0.0)	5,660	6.1	(0.0)	4,882	6.0	(0.0)	5,476	6.1	(0.0)	5,654	6.1	(0.0)
고2	-	-	-	-	-	-	4,781	5.9	(0.0)	4,810	5.9	(0.0)	5,015	5.9	(0.0)	4,948	5.8	(0.0)	5,196	5.9	(0.0)	5,406	5.9	(0.0)
고3	-	-	-	-	-	-	4,602	5.5	(0.0)	4,541	5.5	(0.0)	4,718	5.5	(0.0)	4,597	5.4	(0.0)	5,241	5.5	(0.0)	5,460	5.6	(0.0)
<b>학교급</b>																								
중학교	-	-	-	-	-	-	14,944	7.2	(0.0)	15,458	7.1	(0.0)	16,125	7.2	(0.0)	14,466	7.2	(0.0)	15,953	7.3	(0.0)	15,798	7.4	(0.0)
고등학교	-	-	-	-	-	-	14,363	5.8	(0.0)	14,493	5.8	(0.0)	15,393	5.8	(0.0)	14,427	5.7	(0.0)	15,913	5.8	(0.0)	16,520	5.9	(0.0)
일반계고	-	-	-	-	-	-	10,345	5.6	(0.0)	11,254	5.6	(0.0)	11,909	5.6	(0.0)	11,173	5.6	(0.0)	12,249	5.7	(0.0)	12,730	5.7	(0.0)
특성화계고	-	-	-	-	-	-	4,018	6.4	(0.0)	3,239	6.4	(0.0)	3,484	6.4	(0.0)	3,254	6.2	(0.1)	3,664	6.4	(0.0)	3,790	6.4	(0.0)

※지나주 주중(월~금요일) 수면시간의 평균



(계속: 주중 평균수면시간)

(단위: 시간)

구 분	'05			'06			'07			'08			'09			'10			'11			'12		
	N	평균	표준오차	N	평균	표준오차	N	평균	표준오차	N	평균	표준오차	N	평균	표준오차	N	평균	표준오차	N	평균	표준오차	N	평균	표준오차
<b>지 역</b>																								
서울	-	-	-	-	-	-	3,200	6.4	(0.1)	3,126	6.4	(0.1)	3,342	6.5	(0.1)	2,973	6.4	(0.1)	4,593	6.4	(0.1)	4,454	6.5	(0.1)
부산	-	-	-	-	-	-	2,173	6.5	(0.1)	2,127	6.5	(0.1)	2,153	6.5	(0.1)	2,066	6.4	(0.1)	2,328	6.4	(0.1)	2,416	6.5	(0.1)
대구	-	-	-	-	-	-	1,998	6.5	(0.1)	1,999	6.5	(0.1)	2,154	6.5	(0.1)	2,054	6.6	(0.1)	2,031	6.6	(0.1)	2,266	6.6	(0.1)
인천	-	-	-	-	-	-	1,939	6.5	(0.1)	2,151	6.5	(0.1)	2,226	6.5	(0.1)	1,985	6.4	(0.1)	1,853	6.6	(0.1)	1,901	6.5	(0.1)
광주	-	-	-	-	-	-	1,652	6.2	(0.1)	1,685	6.3	(0.1)	1,789	6.4	(0.1)	1,607	6.2	(0.1)	1,428	6.4	(0.1)	1,401	6.4	(0.1)
대전	-	-	-	-	-	-	1,676	6.4	(0.1)	1,634	6.4	(0.1)	1,735	6.4	(0.1)	1,641	6.4	(0.1)	1,320	6.3	(0.1)	1,431	6.4	(0.1)
울산	-	-	-	-	-	-	1,440	6.4	(0.1)	1,534	6.5	(0.1)	1,701	6.4	(0.1)	1,644	6.4	(0.1)	1,200	6.4	(0.1)	1,135	6.4	(0.1)
경기	-	-	-	-	-	-	3,317	6.5	(0.1)	3,748	6.4	(0.1)	4,059	6.4	(0.1)	3,657	6.4	(0.1)	6,045	6.6	(0.0)	6,387	6.6	(0.0)
강원	-	-	-	-	-	-	1,262	6.7	(0.1)	1,478	6.6	(0.1)	1,553	6.5	(0.1)	1,341	6.6	(0.1)	1,168	6.8	(0.2)	1,060	6.7	(0.2)
충북	-	-	-	-	-	-	1,449	6.8	(0.1)	1,514	6.6	(0.1)	1,610	6.6	(0.1)	1,344	6.5	(0.1)	1,157	6.7	(0.1)	1,251	6.7	(0.2)
충남	-	-	-	-	-	-	1,425	6.8	(0.1)	1,470	6.7	(0.1)	1,581	6.6	(0.1)	1,497	6.5	(0.1)	1,510	6.6	(0.1)	1,426	6.7	(0.1)
전북	-	-	-	-	-	-	1,433	6.4	(0.1)	1,543	6.6	(0.2)	1,574	6.5	(0.2)	1,484	6.5	(0.2)	1,393	6.5	(0.1)	1,243	6.5	(0.2)
전남	-	-	-	-	-	-	1,394	6.6	(0.1)	1,341	6.6	(0.2)	1,320	6.6	(0.2)	1,294	6.5	(0.2)	1,341	6.5	(0.1)	1,219	6.7	(0.2)
경북	-	-	-	-	-	-	1,972	6.6	(0.1)	1,733	6.5	(0.1)	1,758	6.4	(0.1)	1,586	6.3	(0.2)	1,703	6.6	(0.1)	1,733	6.6	(0.1)
경남	-	-	-	-	-	-	2,006	6.6	(0.1)	1,785	6.6	(0.1)	1,906	6.7	(0.1)	1,759	6.6	(0.1)	2,043	6.6	(0.1)	2,186	6.6	(0.1)
제주	-	-	-	-	-	-	971	6.5	(0.2)	1,083	6.6	(0.1)	1,057	6.6	(0.1)	961	6.4	(0.2)	753	6.6	(0.2)	809	6.5	(0.2)
 <b>여학생</b>																								
전 체	-	-	-	-	-	-	25,897	6.2	(0.0)	26,794	6.1	(0.0)	28,976	6.1	(0.0)	26,807	6.0	(0.0)	32,781	6.2	(0.0)	31,370	6.1	(0.0)
<b>학 년</b>																								
중1	-	-	-	-	-	-	4,149	7.1	(0.0)	4,335	7.0	(0.0)	4,477	7.1	(0.0)	4,331	7.0	(0.0)	5,175	7.1	(0.0)	5,054	7.2	(0.0)
중2	-	-	-	-	-	-	4,243	6.8	(0.0)	4,409	6.7	(0.0)	4,548	6.7	(0.0)	4,248	6.7	(0.0)	5,466	6.8	(0.0)	5,050	6.8	(0.0)
중3	-	-	-	-	-	-	4,546	6.5	(0.0)	4,408	6.4	(0.0)	4,666	6.4	(0.0)	4,373	6.3	(0.0)	5,367	6.5	(0.0)	5,160	6.5	(0.0)
고1	-	-	-	-	-	-	4,648	5.8	(0.0)	4,584	5.7	(0.0)	4,681	5.7	(0.0)	4,555	5.6	(0.0)	5,446	5.7	(0.0)	5,163	5.6	(0.0)
고2	-	-	-	-	-	-	4,118	5.7	(0.0)	4,904	5.6	(0.0)	5,383	5.6	(0.0)	4,707	5.5	(0.0)	5,831	5.6	(0.0)	5,477	5.6	(0.0)
고3	-	-	-	-	-	-	4,193	5.3	(0.0)	4,154	5.3	(0.0)	5,221	5.3	(0.0)	4,593	5.2	(0.0)	5,496	5.3	(0.0)	5,466	5.3	(0.0)
<b>학교급</b>																								
중학교	-	-	-	-	-	-	12,938	6.8	(0.0)	13,152	6.7	(0.0)	13,691	6.7	(0.0)	12,952	6.7	(0.0)	16,008	6.8	(0.0)	15,264	6.8	(0.0)
고등학교	-	-	-	-	-	-	12,959	5.6	(0.0)	13,642	5.5	(0.0)	15,285	5.5	(0.0)	13,855	5.4	(0.0)	16,773	5.5	(0.0)	16,106	5.5	(0.0)
일반계고	-	-	-	-	-	-	9,159	5.4	(0.0)	9,779	5.3	(0.0)	11,309	5.4	(0.0)	10,423	5.3	(0.0)	12,006	5.4	(0.0)	12,640	5.4	(0.0)
특성화계고	-	-	-	-	-	-	3,800	6.2	(0.0)	3,863	6.1	(0.0)	3,976	6.0	(0.1)	3,432	5.9	(0.0)	4,767	6.1	(0.0)	3,466	6.0	(0.0)
<b>지 역</b>																								
서울	-	-	-	-	-	-	2,929	6.0	(0.1)	2,983	6.1	(0.1)	3,252	6.1	(0.1)	2,976	5.9	(0.1)	5,179	6.0	(0.1)	5,354	6.0	(0.0)
부산	-	-	-	-	-	-	1,939	6.2	(0.1)	2,008	6.2	(0.1)	2,227	6.2	(0.1)	1,936	6.1	(0.1)	2,085	6.1	(0.1)	1,922	6.1	(0.1)
대구	-	-	-	-	-	-	1,916	6.2	(0.1)	1,841	6.2	(0.1)	1,977	6.2	(0.1)	1,898	6.1	(0.1)	1,807	6.2	(0.1)	1,488	6.2	(0.1)
인천	-	-	-	-	-	-	1,861	6.3	(0.1)	1,806	6.1	(0.1)	1,930	6.1	(0.1)	1,911	6.0	(0.1)	2,077	6.1	(0.1)	1,795	6.1	(0.1)
광주	-	-	-	-	-	-	1,434	6.0	(0.2)	1,357	6.0	(0.1)	1,501	5.9	(0.1)	1,442	5.8	(0.1)	1,380	6.0	(0.1)	1,270	6.0	(0.1)
대전	-	-	-	-	-	-	1,200	6.2	(0.1)	1,432	6.0	(0.1)	1,410	6.1	(0.1)	1,395	6.0	(0.1)	1,248	6.0	(0.1)	1,118	6.0	(0.1)
울산	-	-	-	-	-	-	1,321	6.2	(0.1)	1,210	6.1	(0.1)	1,243	6.1	(0.1)	1,026	6.1	(0.1)	1,238	6.1	(0.1)	1,054	6.1	(0.1)
경기	-	-	-	-	-	-	3,039	6.2	(0.1)	3,323	6.1	(0.1)	3,620	6.0	(0.1)	3,209	6.0	(0.1)	6,233	6.2	(0.0)	6,920	6.1	(0.0)
강원	-	-	-	-	-	-	1,222	6.5	(0.1)	1,210	6.3	(0.2)	1,387	6.2	(0.1)	1,296	6.2	(0.1)	1,173	6.5	(0.2)	1,059	6.4	(0.1)
충북	-	-	-	-	-	-	1,161	6.5	(0.2)	1,218	6.4	(0.2)	1,307	6.2	(0.1)	1,222	6.2	(0.1)	1,354	6.3	(0.1)	1,065	6.3	(0.2)
충남	-	-	-	-	-	-	1,291	6.6	(0.1)	1,403	6.3	(0.1)	1,531	6.2	(0.2)	1,433	6.1	(0.2)	1,440	6.4	(0.1)	1,375	6.3	(0.1)
전북	-	-	-	-	-	-	1,178	6.2	(0.2)	1,368	6.2	(0.1)	1,483	6.2	(0.1)	1,340	6.1	(0.1)	1,516	6.2	(0.1)	1,446	6.3	(0.1)
전남	-	-	-	-	-	-	1,344	6.4	(0.1)	1,265	6.2	(0.2)	1,295	6.3	(0.2)	1,198	6.2	(0.1)	1,556	6.1	(0.1)	1,269	6.3	(0.2)
경북	-	-	-	-	-	-	1,398	6.2	(0.1)	1,761	6.1	(0.1)	1,965	6.1	(0.1)	1,831	6.1	(0.1)	1,744	6.4	(0.1)	1,510	6.2	(0.2)
경남	-	-	-	-	-	-	1,684	6.4	(0.2)	1,828	6.2	(0.2)	2,039	6.2	(0.2)	1,920	6.2	(0.1)	1,988	6.2	(0.2)	2,053	6.3	(0.1)
제주	-	-	-	-	-	-	980	6.4	(0.1)	781	6.3	(0.2)	809	6.1	(0.1)	774	6.0	(0.1)	763	6.3	(0.1)	672	5.9	(0.2)

제3부

정  
신  
보  
건



결과표74. 수면시간 분포

(단위: %)

구 분	'07						'08					
	N	<5	5~6	6~7	7~8	8≤	N	<5	5~6	6~7	7~8	8≤
		분율 (표준오차)	분율 (표준오차)	분율 (표준오차)	분율 (표준오차)	분율 (표준오차)		분율 (표준오차)	분율 (표준오차)	분율 (표준오차)	분율 (표준오차)	분율 (표준오차)
전 체												
전 체	55,204	14.8 (0.3)	21.6 (0.3)	26.1 (0.3)	24.2 (0.3)	13.3 (0.3)	56,745	15.4 (0.3)	22.7 (0.3)	26.1 (0.3)	23.3 (0.3)	12.6 (0.3)
학 년												
중1	9,180	3.5 (0.3)	7.6 (0.4)	21.6 (0.6)	37.4 (0.6)	29.9 (0.7)	9,382	3.5 (0.3)	8.8 (0.4)	21.1 (0.5)	36.7 (0.5)	29.8 (0.7)
중2	9,140	4.2 (0.3)	11.5 (0.5)	26.3 (0.5)	35.9 (0.7)	22.1 (0.6)	9,582	4.7 (0.3)	12.2 (0.5)	26.7 (0.6)	35.5 (0.7)	21.0 (0.6)
중3	9,562	6.8 (0.3)	16.9 (0.5)	30.8 (0.6)	31.9 (0.6)	13.6 (0.5)	9,646	8.1 (0.3)	17.8 (0.5)	29.4 (0.6)	31.6 (0.6)	13.2 (0.5)
고1	9,628	18.6 (0.7)	31.2 (0.6)	29.4 (0.6)	15.2 (0.6)	5.6 (0.4)	9,726	20.1 (0.8)	31.0 (0.6)	29.8 (0.6)	14.3 (0.5)	4.8 (0.3)
고2	8,899	22.8 (0.7)	32.1 (0.7)	27.3 (0.7)	13.5 (0.6)	4.3 (0.3)	9,714	21.5 (0.7)	34.5 (0.7)	28.0 (0.6)	12.6 (0.6)	3.4 (0.2)
고3	8,795	35.9 (1.0)	31.9 (0.6)	20.4 (0.6)	8.7 (0.6)	3.1 (0.3)	8,695	36.3 (0.8)	32.0 (0.6)	20.5 (0.6)	8.2 (0.4)	3.1 (0.3)
학교급												
중학교	27,882	4.9 (0.2)	12.1 (0.3)	26.3 (0.4)	35.0 (0.4)	21.7 (0.5)	28,610	5.5 (0.2)	13.0 (0.3)	25.8 (0.4)	34.6 (0.4)	21.2 (0.5)
고등학교	27,322	25.5 (0.5)	31.7 (0.3)	25.8 (0.4)	12.6 (0.3)	4.4 (0.2)	28,135	25.5 (0.5)	32.5 (0.4)	26.4 (0.4)	11.8 (0.4)	3.8 (0.2)
일반 계 고	19,504	29.6 (0.7)	35.0 (0.4)	24.5 (0.6)	8.8 (0.4)	2.1 (0.2)	21,033	29.5 (0.6)	36.1 (0.4)	24.7 (0.5)	8.0 (0.3)	1.8 (0.1)
특성화계고	7,818	13.5 (0.7)	22.0 (0.6)	29.8 (0.7)	23.6 (0.7)	11.1 (0.6)	7,102	13.4 (0.8)	21.5 (0.8)	31.5 (0.6)	23.7 (0.9)	9.9 (0.6)
남학생												
전 체	29,307	12.6 (0.4)	19.8 (0.5)	25.6 (0.4)	26.0 (0.5)	15.9 (0.5)	29,951	12.7 (0.4)	20.7 (0.5)	25.7 (0.3)	25.4 (0.5)	15.5 (0.5)
학 년												
중1	5,031	2.8 (0.3)	5.6 (0.4)	18.9 (0.9)	37.5 (0.8)	35.2 (1.0)	5,047	2.9 (0.3)	6.2 (0.4)	17.9 (0.6)	36.7 (0.7)	36.3 (0.9)
중2	4,897	2.9 (0.3)	8.1 (0.5)	23.4 (0.8)	38.1 (0.9)	27.5 (0.9)	5,173	3.2 (0.3)	9.2 (0.5)	23.7 (0.7)	37.8 (0.8)	26.2 (0.8)
중3	5,016	5.4 (0.4)	13.9 (0.7)	29.4 (0.7)	35.1 (0.8)	16.1 (0.7)	5,238	5.9 (0.4)	15.3 (0.6)	27.6 (0.7)	34.9 (0.8)	16.3 (0.7)
고1	4,980	15.5 (0.8)	29.0 (0.9)	31.6 (0.8)	17.5 (0.9)	6.5 (0.5)	5,142	14.9 (0.6)	29.8 (0.9)	32.3 (0.8)	17.5 (0.8)	5.6 (0.5)
고2	4,781	20.4 (0.9)	30.7 (0.8)	28.4 (0.9)	15.8 (0.8)	4.7 (0.4)	4,810	18.1 (0.9)	32.9 (0.9)	30.0 (0.9)	14.9 (0.9)	4.1 (0.3)
고3	4,602	31.6 (1.2)	34.0 (0.8)	21.8 (0.8)	9.3 (0.7)	3.2 (0.4)	4,541	33.6 (1.2)	32.1 (0.9)	21.9 (0.9)	9.0 (0.7)	3.5 (0.4)
학교급												
중학교	14,944	3.8 (0.2)	9.3 (0.4)	24.0 (0.5)	36.9 (0.5)	26.1 (0.6)	15,458	4.0 (0.2)	10.3 (0.3)	23.1 (0.4)	36.4 (0.4)	26.1 (0.5)
고등학교	14,363	22.2 (0.6)	31.1 (0.5)	27.4 (0.5)	14.3 (0.5)	4.9 (0.3)	14,493	21.7 (0.6)	31.5 (0.7)	28.3 (0.5)	14.0 (0.6)	4.4 (0.3)
일반 계 고	10,345	25.7 (0.8)	34.4 (0.6)	27.0 (0.6)	10.3 (0.5)	2.5 (0.2)	11,254	25.4 (0.6)	35.4 (0.6)	27.6 (0.6)	9.5 (0.5)	2.1 (0.2)
특성화계고	4,018	12.0 (0.9)	21.7 (1.0)	28.8 (0.9)	25.8 (0.9)	11.8 (0.8)	3,239	10.8 (0.9)	20.2 (1.1)	30.5 (0.8)	27.2 (1.0)	11.3 (0.8)
여학생												
전 체	25,897	17.4 (0.7)	23.6 (0.5)	26.6 (0.4)	22.0 (0.6)	10.4 (0.4)	26,794	18.5 (0.6)	24.9 (0.4)	26.5 (0.4)	20.9 (0.5)	9.3 (0.3)
학 년												
중1	4,149	4.3 (0.4)	9.9 (0.6)	24.7 (0.8)	37.3 (1.0)	23.7 (0.9)	4,335	4.3 (0.4)	11.8 (0.6)	24.8 (0.8)	36.8 (0.8)	22.3 (0.8)
중2	4,243	5.7 (0.6)	15.4 (0.8)	29.7 (0.9)	33.4 (1.0)	15.9 (0.7)	4,409	6.4 (0.4)	15.7 (0.8)	30.2 (0.8)	32.8 (1.0)	14.8 (0.7)
중3	4,546	8.4 (0.5)	20.3 (0.8)	32.4 (0.9)	28.2 (0.8)	10.7 (0.6)	4,408	10.6 (0.5)	20.7 (0.7)	31.5 (0.8)	27.7 (0.8)	9.6 (0.5)
고1	4,648	22.1 (1.1)	33.8 (0.8)	26.9 (0.8)	12.6 (0.8)	4.6 (0.5)	4,584	26.1 (1.3)	32.5 (0.9)	26.9 (0.9)	10.7 (0.7)	3.8 (0.4)
고2	4,118	25.6 (1.1)	33.7 (1.0)	26.2 (1.0)	10.8 (0.7)	3.7 (0.5)	4,904	25.3 (0.9)	36.3 (0.8)	25.7 (0.7)	10.0 (0.6)	2.7 (0.3)
고3	4,193	40.8 (1.6)	29.5 (0.9)	18.7 (1.0)	8.1 (0.9)	2.9 (0.4)	4,154	39.2 (1.2)	31.8 (0.9)	19.1 (0.8)	7.3 (0.5)	2.6 (0.3)
학교급												
중학교	12,938	6.2 (0.3)	15.3 (0.5)	29.0 (0.5)	32.8 (0.6)	16.6 (0.6)	13,152	7.2 (0.3)	16.1 (0.4)	28.9 (0.5)	32.4 (0.5)	15.5 (0.5)
고등학교	12,959	29.2 (0.9)	32.4 (0.5)	24.0 (0.6)	10.6 (0.5)	3.8 (0.3)	13,642	29.8 (0.8)	33.6 (0.6)	24.1 (0.5)	9.4 (0.4)	3.1 (0.2)
일반 계 고	9,159	33.8 (0.9)	35.7 (0.6)	21.7 (0.7)	7.2 (0.4)	1.6 (0.2)	9,779	34.0 (0.9)	36.8 (0.6)	21.5 (0.5)	6.2 (0.3)	1.5 (0.2)
특성화계고	3,800	15.2 (1.1)	22.4 (0.8)	31.0 (1.0)	21.0 (1.1)	10.3 (0.8)	3,863	16.4 (0.9)	23.1 (0.8)	32.7 (0.9)	19.6 (1.0)	8.2 (0.6)

※수면시간 <5: 5시간미만, 5~6: 5시간 이상 6시간 미만, 6~7: 6시간 이상 7시간 미만, 7~8: 7시간 이상 8시간 미만, 8≤: 8시간 이상



(계속: 수면시간 분포)

(단위: %)

구 분	'09						'10					
	N	<5	5-6	6-7	7-8	8≤	N	<5	5-6	6-7	7-8	8≤
		분율 (표준오차)	분율 (표준오차)	분율 (표준오차)	분율 (표준오차)	분율 (표준오차)		분율 (표준오차)	분율 (표준오차)	분율 (표준오차)	분율 (표준오차)	분율 (표준오차)
전 체												
전 체	60,494	15.2 (0.4)	23.5 (0.3)	26.2 (0.3)	22.4 (0.3)	12.8 (0.3)	55,700	16.7 (0.4)	23.5 (0.3)	25.5 (0.3)	22.3 (0.4)	11.9 (0.3)
학 년												
중1	9,783	3.6 (0.3)	7.7 (0.4)	20.7 (0.6)	37.0 (0.6)	30.9 (0.7)	9,007	3.6 (0.2)	8.1 (0.4)	20.5 (0.5)	38.1 (0.7)	29.6 (0.7)
중2	9,831	4.6 (0.3)	11.3 (0.5)	26.8 (0.6)	35.1 (0.7)	22.2 (0.7)	9,008	3.8 (0.3)	11.3 (0.4)	27.4 (0.7)	36.3 (0.7)	21.2 (0.6)
중3	10,202	7.4 (0.3)	17.6 (0.6)	30.8 (0.6)	29.5 (0.7)	14.6 (0.5)	9,403	8.1 (0.5)	16.9 (0.6)	30.4 (0.6)	30.8 (0.6)	13.7 (0.6)
고1	10,341	19.0 (0.7)	31.9 (0.6)	29.7 (0.6)	14.6 (0.5)	4.8 (0.3)	9,437	19.1 (0.7)	34.6 (0.8)	29.9 (0.7)	12.6 (0.5)	3.8 (0.3)
고2	10,398	21.7 (0.7)	34.6 (0.6)	28.1 (0.6)	12.0 (0.5)	3.5 (0.2)	9,655	24.3 (0.8)	34.8 (0.6)	26.1 (0.6)	11.8 (0.5)	3.0 (0.2)
고3	9,939	33.5 (0.9)	35.5 (0.6)	20.3 (0.7)	8.2 (0.4)	2.6 (0.2)	9,190	38.7 (0.9)	32.3 (0.7)	18.6 (0.5)	7.6 (0.4)	2.8 (0.2)
학교급												
중학교	29,816	5.3 (0.2)	12.3 (0.3)	26.2 (0.3)	33.8 (0.4)	22.4 (0.4)	27,418	5.2 (0.2)	12.2 (0.3)	26.2 (0.4)	35.0 (0.5)	21.3 (0.5)
고등학교	30,678	24.6 (0.6)	34.0 (0.4)	26.1 (0.4)	11.6 (0.3)	3.7 (0.2)	28,282	27.3 (0.5)	33.9 (0.4)	24.9 (0.4)	10.7 (0.4)	3.2 (0.2)
일반 계 고	23,218	27.9 (0.7)	37.1 (0.4)	25.0 (0.5)	8.3 (0.3)	1.7 (0.1)	21,596	30.0 (0.6)	36.4 (0.5)	24.1 (0.4)	7.9 (0.4)	1.6 (0.1)
특성화계고	7,460	13.9 (1.1)	23.7 (1.1)	29.9 (0.7)	22.4 (0.9)	10.1 (0.6)	6,686	18.2 (1.0)	25.2 (1.0)	27.7 (0.8)	20.2 (1.0)	8.7 (0.6)
남학생												
전 체	31,518	12.2 (0.5)	21.6 (0.6)	25.6 (0.4)	24.6 (0.5)	16.0 (0.5)	28,893	13.6 (0.5)	21.3 (0.6)	24.8 (0.4)	24.6 (0.6)	15.7 (0.5)
학 년												
중1	5,306	2.3 (0.3)	5.8 (0.4)	16.7 (0.7)	37.4 (0.7)	37.9 (0.9)	4,676	2.2 (0.3)	5.2 (0.4)	16.5 (0.6)	38.1 (0.9)	38.0 (1.1)
중2	5,283	2.8 (0.3)	7.7 (0.5)	22.8 (0.8)	37.7 (0.8)	29.1 (0.8)	4,760	2.5 (0.3)	7.4 (0.5)	22.3 (0.8)	38.7 (0.8)	29.1 (0.8)
중3	5,536	5.2 (0.4)	13.8 (0.7)	29.2 (0.7)	33.9 (0.8)	17.8 (0.7)	5,030	4.9 (0.5)	12.6 (0.6)	28.1 (0.9)	35.2 (0.8)	19.1 (0.8)
고1	5,660	14.5 (0.8)	30.0 (0.9)	32.3 (0.7)	16.8 (0.8)	6.4 (0.5)	4,882	14.9 (0.8)	33.2 (1.1)	32.2 (1.0)	15.2 (0.8)	4.6 (0.4)
고2	5,015	17.6 (0.8)	34.4 (1.0)	29.7 (0.9)	14.1 (0.8)	4.3 (0.4)	4,948	19.5 (0.9)	34.4 (0.9)	28.3 (0.8)	13.9 (0.8)	3.9 (0.4)
고3	4,718	30.1 (1.1)	35.7 (0.9)	21.5 (1.0)	9.6 (0.7)	3.1 (0.4)	4,597	35.7 (1.2)	31.8 (0.9)	19.9 (0.7)	9.5 (0.7)	3.2 (0.3)
학교급												
중학교	16,125	3.5 (0.2)	9.2 (0.3)	23.0 (0.4)	36.3 (0.4)	28.0 (0.5)	14,466	3.2 (0.2)	8.5 (0.3)	22.5 (0.5)	37.3 (0.5)	28.5 (0.6)
고등학교	15,393	20.5 (0.7)	33.3 (0.7)	28.0 (0.6)	13.6 (0.6)	4.6 (0.3)	14,427	23.2 (0.7)	33.1 (0.6)	26.9 (0.5)	12.9 (0.6)	3.9 (0.3)
일반 계 고	11,909	23.5 (0.8)	37.3 (0.7)	27.4 (0.7)	9.7 (0.5)	2.1 (0.2)	11,173	25.6 (0.7)	36.0 (0.6)	26.8 (0.6)	9.7 (0.6)	1.9 (0.2)
특성화계고	3,484	11.2 (1.1)	20.8 (1.2)	29.9 (0.9)	25.9 (1.2)	12.3 (0.8)	3,254	15.1 (1.3)	23.3 (1.6)	27.3 (1.0)	23.7 (1.5)	10.6 (0.9)
여학생												
전 체	28,976	18.5 (0.6)	25.5 (0.5)	26.8 (0.4)	20.0 (0.5)	9.2 (0.3)	26,807	20.1 (0.6)	25.9 (0.5)	26.4 (0.4)	19.9 (0.6)	7.8 (0.3)
학 년												
중1	4,477	5.0 (0.4)	9.9 (0.5)	25.2 (0.8)	36.6 (0.8)	23.3 (0.8)	4,331	5.1 (0.4)	11.2 (0.7)	24.8 (0.9)	38.1 (0.9)	20.7 (0.8)
중2	4,548	6.7 (0.5)	15.3 (0.7)	31.1 (0.7)	32.3 (1.1)	14.6 (0.7)	4,248	5.2 (0.4)	15.7 (0.6)	32.9 (1.0)	33.6 (0.9)	12.6 (0.6)
중3	4,666	9.8 (0.6)	21.8 (0.7)	32.5 (0.8)	24.7 (0.9)	11.1 (0.5)	4,373	11.6 (0.8)	21.6 (0.8)	32.9 (1.0)	26.0 (0.8)	7.8 (0.5)
고1	4,681	24.1 (1.1)	34.0 (1.0)	26.7 (0.9)	12.2 (0.7)	3.1 (0.3)	4,555	23.8 (0.9)	36.2 (1.0)	27.3 (0.9)	9.6 (0.6)	3.0 (0.3)
고2	5,383	26.2 (1.0)	34.9 (0.8)	26.5 (0.8)	9.7 (0.6)	2.7 (0.3)	4,707	29.7 (1.2)	35.2 (0.9)	23.6 (0.8)	9.4 (0.6)	2.0 (0.2)
고3	5,221	37.2 (1.3)	35.2 (0.9)	19.0 (0.8)	6.6 (0.5)	2.0 (0.2)	4,593	41.8 (1.3)	32.9 (1.0)	17.3 (0.8)	5.6 (0.4)	2.4 (0.2)
학교급												
중학교	13,691	7.2 (0.4)	15.8 (0.4)	29.6 (0.4)	31.1 (0.6)	16.3 (0.4)	12,952	7.4 (0.4)	16.3 (0.5)	30.3 (0.5)	32.4 (0.6)	13.6 (0.4)
고등학교	15,285	29.1 (0.8)	34.7 (0.6)	24.1 (0.6)	9.5 (0.5)	2.6 (0.2)	13,855	31.9 (0.7)	34.7 (0.6)	22.7 (0.5)	8.2 (0.4)	2.5 (0.2)
일반 계 고	11,309	32.5 (0.8)	36.9 (0.6)	22.4 (0.6)	6.9 (0.4)	1.3 (0.1)	10,423	34.7 (0.8)	36.8 (0.7)	21.2 (0.5)	5.9 (0.3)	1.4 (0.1)
특성화계고	3,976	17.2 (1.4)	27.2 (1.5)	29.9 (1.0)	18.4 (1.2)	7.4 (0.6)	3,432	21.8 (1.3)	27.3 (0.8)	28.1 (0.9)	16.2 (0.8)	6.5 (0.5)



(계속: 수면시간 분포)

(단위: %)

구 분	'11						'12					
	N	<5	5~6	6~7	7~8	8≤	N	<5	5~6	6~7	7~8	8≤
		분율 (표준오차)	분율 (표준오차)	분율 (표준오차)	분율 (표준오차)	분율 (표준오차)		분율 (표준오차)	분율 (표준오차)	분율 (표준오차)	분율 (표준오차)	분율 (표준오차)
전 체												
전 체	64,647	14.9 (0.3)	22.0 (0.3)	25.5 (0.2)	23.4 (0.3)	14.2 (0.2)	63,688	14.8 (0.3)	22.5 (0.3)	24.7 (0.2)	23.2 (0.3)	14.8 (0.3)
학 년												
중1	10,450	2.8 (0.2)	7.3 (0.3)	18.8 (0.5)	36.5 (0.5)	34.6 (0.6)	10,206	3.1 (0.2)	6.5 (0.3)	17.0 (0.4)	35.9 (0.5)	37.6 (0.7)
중2	10,669	4.6 (0.2)	10.0 (0.4)	24.5 (0.5)	35.8 (0.5)	25.1 (0.6)	10,253	4.3 (0.2)	10.2 (0.4)	21.9 (0.5)	36.4 (0.5)	27.2 (0.7)
중3	10,842	7.0 (0.3)	16.2 (0.4)	28.2 (0.5)	32.0 (0.5)	16.5 (0.5)	10,603	6.5 (0.3)	15.6 (0.5)	27.8 (0.5)	32.7 (0.5)	17.3 (0.5)
고1	10,922	18.2 (0.6)	29.7 (0.6)	29.8 (0.6)	17.2 (0.5)	5.0 (0.2)	10,817	19.4 (0.6)	31.3 (0.5)	29.4 (0.5)	15.4 (0.5)	4.5 (0.3)
고2	11,027	22.3 (0.6)	32.8 (0.6)	29.1 (0.6)	12.2 (0.4)	3.7 (0.2)	10,883	21.5 (0.5)	32.8 (0.6)	28.1 (0.5)	13.6 (0.4)	4.0 (0.3)
고3	10,737	32.6 (0.6)	33.6 (0.5)	21.4 (0.5)	9.1 (0.4)	3.3 (0.2)	10,926	31.1 (0.7)	34.7 (0.6)	22.8 (0.5)	8.6 (0.4)	2.8 (0.2)
학교급												
중학교	31,961	4.9 (0.1)	11.3 (0.3)	24.0 (0.3)	34.7 (0.3)	25.2 (0.4)	31,062	4.7 (0.2)	10.9 (0.3)	22.4 (0.3)	34.9 (0.3)	27.1 (0.5)
고등학교	32,686	24.3 (0.4)	32.0 (0.4)	26.8 (0.4)	12.9 (0.3)	4.0 (0.2)	32,626	24.0 (0.4)	32.9 (0.4)	26.8 (0.4)	12.5 (0.3)	3.8 (0.2)
일반 계 고	24,255	27.2 (0.5)	34.7 (0.4)	25.8 (0.4)	10.1 (0.3)	2.3 (0.1)	25,370	26.4 (0.5)	35.9 (0.4)	26.1 (0.4)	9.6 (0.3)	2.1 (0.1)
특성화계고	8,431	14.3 (0.4)	22.6 (0.6)	30.3 (0.5)	22.6 (0.7)	10.2 (0.5)	7,256	15.5 (0.8)	22.8 (0.9)	29.2 (0.7)	22.9 (0.9)	9.6 (0.7)
남학생												
전 체	31,866	12.0 (0.3)	19.8 (0.5)	25.0 (0.3)	25.3 (0.4)	17.9 (0.5)	32,318	11.7 (0.4)	19.7 (0.5)	24.3 (0.3)	25.4 (0.5)	18.9 (0.5)
학 년												
중1	5,275	1.7 (0.2)	4.7 (0.3)	14.2 (0.5)	35.6 (0.7)	43.8 (0.8)	5,152	2.0 (0.2)	4.4 (0.3)	13.1 (0.6)	34.2 (0.7)	46.3 (0.9)
중2	5,203	3.2 (0.2)	6.7 (0.4)	20.1 (0.7)	37.4 (0.7)	32.6 (0.9)	5,203	2.6 (0.2)	6.8 (0.4)	16.9 (0.6)	38.1 (0.7)	35.6 (0.9)
중3	5,475	4.6 (0.3)	11.9 (0.5)	26.3 (0.6)	35.4 (0.7)	21.8 (0.7)	5,443	4.1 (0.3)	11.0 (0.5)	24.7 (0.6)	37.2 (0.7)	23.1 (0.7)
고1	5,476	12.9 (0.5)	27.1 (0.8)	32.2 (0.7)	21.8 (0.7)	6.0 (0.4)	5,654	14.3 (0.7)	28.3 (0.8)	31.4 (0.7)	19.8 (0.8)	6.2 (0.4)
고2	5,196	17.8 (0.7)	32.0 (0.8)	31.6 (0.8)	14.2 (0.6)	4.4 (0.4)	5,406	17.7 (0.7)	30.1 (0.8)	30.9 (0.7)	16.1 (0.7)	5.1 (0.4)
고3	5,241	29.6 (0.9)	33.0 (0.7)	23.7 (0.7)	10.3 (0.6)	3.5 (0.3)	5,460	26.4 (0.8)	33.3 (0.9)	26.3 (0.8)	10.7 (0.7)	3.4 (0.3)
학교급												
중학교	15,953	3.2 (0.2)	7.9 (0.3)	20.4 (0.4)	36.1 (0.4)	32.4 (0.5)	15,798	2.9 (0.1)	7.5 (0.3)	18.4 (0.4)	36.5 (0.4)	34.6 (0.6)
고등학교	15,913	20.0 (0.4)	30.7 (0.6)	29.2 (0.4)	15.5 (0.5)	4.6 (0.2)	16,520	19.5 (0.5)	30.6 (0.6)	29.5 (0.5)	15.5 (0.5)	4.9 (0.3)
일반 계 고	12,249	22.5 (0.5)	33.4 (0.6)	28.7 (0.5)	12.5 (0.4)	2.8 (0.2)	12,730	21.8 (0.5)	34.1 (0.6)	29.2 (0.5)	12.2 (0.5)	2.8 (0.2)
특성화계고	3,664	11.7 (0.6)	21.3 (0.9)	30.9 (0.8)	25.4 (1.0)	10.8 (0.7)	3,790	11.8 (0.8)	18.7 (0.9)	30.7 (0.9)	26.8 (0.9)	11.9 (0.9)
여학생												
전 체	32,781	18.1 (0.5)	24.4 (0.4)	26.0 (0.3)	21.3 (0.5)	10.3 (0.3)	31,370	18.2 (0.5)	25.5 (0.4)	25.1 (0.3)	20.8 (0.5)	10.5 (0.3)
학 년												
중1	5,175	4.0 (0.3)	10.0 (0.5)	23.7 (0.6)	37.4 (0.7)	24.9 (0.7)	5,054	4.2 (0.3)	8.6 (0.5)	21.0 (0.6)	37.6 (0.7)	28.5 (0.7)
중2	5,466	6.0 (0.4)	13.4 (0.6)	29.1 (0.6)	34.2 (0.7)	17.4 (0.5)	5,050	6.0 (0.3)	13.9 (0.5)	27.1 (0.7)	34.6 (0.7)	18.5 (0.6)
중3	5,367	9.7 (0.5)	20.7 (0.6)	30.4 (0.7)	28.3 (0.7)	10.8 (0.4)	5,160	9.1 (0.5)	20.6 (0.6)	31.1 (0.8)	28.0 (0.7)	11.2 (0.5)
고1	5,446	24.0 (0.8)	32.5 (0.8)	27.3 (0.8)	12.3 (0.5)	4.0 (0.3)	5,163	24.9 (0.9)	34.5 (0.7)	27.2 (0.8)	10.7 (0.6)	2.7 (0.3)
고2	5,831	27.2 (0.9)	33.7 (0.7)	26.2 (0.6)	9.9 (0.5)	3.0 (0.2)	5,477	25.5 (0.7)	35.8 (0.8)	25.1 (0.6)	10.9 (0.5)	2.8 (0.3)
고3	5,496	35.9 (1.0)	34.2 (0.7)	19.0 (0.7)	7.8 (0.5)	3.1 (0.3)	5,466	36.3 (1.0)	36.4 (0.7)	19.0 (0.7)	6.2 (0.5)	2.1 (0.3)
학교급												
중학교	16,008	6.6 (0.2)	14.8 (0.3)	27.8 (0.4)	33.2 (0.5)	17.5 (0.4)	15,264	6.5 (0.2)	14.5 (0.3)	26.5 (0.4)	33.2 (0.4)	19.1 (0.4)
고등학교	16,773	29.0 (0.6)	33.5 (0.5)	24.2 (0.5)	10.0 (0.4)	3.4 (0.2)	16,106	28.9 (0.6)	35.5 (0.5)	23.7 (0.4)	9.3 (0.4)	2.5 (0.2)
일반 계 고	12,006	32.2 (0.6)	36.1 (0.5)	22.7 (0.5)	7.4 (0.4)	1.7 (0.1)	12,640	31.5 (0.6)	37.8 (0.5)	22.7 (0.5)	6.8 (0.3)	1.3 (0.1)
특성화계고	4,767	17.3 (0.7)	24.2 (0.8)	29.6 (0.7)	19.4 (0.8)	9.4 (0.6)	3,466	19.7 (1.0)	27.5 (0.9)	27.5 (0.7)	18.4 (0.9)	6.9 (0.7)

※수면시간 &lt;5: 5시간미만, 5~6: 5시간 이상 6시간 미만, 6~7: 6시간 이상 7시간 미만, 7~8: 7시간 이상 8시간 미만, 8≤: 8시간 이상







결과표75. 주관적 수면 충족률

(단위: %)

구 분	'05			'06			'07			'08			'09			'10			'11			'12		
	N	분율(표준오차)		N	분율(표준오차)		N	분율(표준오차)		N	분율(표준오차)		N	분율(표준오차)		N	분율(표준오차)		N	분율(표준오차)		N	분율(표준오차)	
<b>전 체</b>																								
전 체	58,224	26.2 (0.3)		71,402	26.1 (0.2)		74,698	25.9 (0.3)		75,238	25.6 (0.3)		75,066	26.3 (0.2)		73,238	27.5 (0.3)		75,643	29.9 (0.2)		74,186	28.5 (0.3)	
<b>학 년</b>																								
중1	12,167	30.5 (0.5)		12,876	32.2 (0.5)		13,035	30.6 (0.6)		13,037	32.2 (0.6)		12,714	33.4 (0.6)		12,468	34.5 (0.5)		12,728	38.8 (0.5)		12,362	40.3 (0.5)	
중2	11,998	30.4 (0.7)		12,383	30.7 (0.5)		12,849	30.3 (0.5)		13,056	30.0 (0.6)		12,868	31.3 (0.5)		12,499	33.0 (0.6)		12,903	34.7 (0.5)		12,384	35.5 (0.5)	
중3	11,384	28.3 (0.5)		12,159	28.5 (0.5)		12,936	27.8 (0.5)		12,850	27.7 (0.5)		12,827	27.3 (0.5)		12,603	29.5 (0.5)		12,843	33.2 (0.5)		12,551	30.5 (0.6)	
고1	11,469	19.8 (0.4)		11,624	20.9 (0.5)		12,809	20.9 (0.5)		12,720	20.1 (0.5)		12,477	21.5 (0.5)		12,021	21.3 (0.6)		12,569	24.4 (0.5)		12,451	21.2 (0.5)	
고2	11,206	20.3 (0.5)		11,450	20.8 (0.5)		11,596	22.5 (0.6)		12,375	21.8 (0.5)		12,427	22.3 (0.5)		12,124	23.4 (0.5)		12,508	23.3 (0.4)		12,315	23.3 (0.5)	
고3	-	-	-	10,910	21.2 (0.5)		11,473	21.8 (0.5)		11,200	21.2 (0.5)		11,753	21.6 (0.5)		11,523	23.2 (0.5)		12,092	25.2 (0.5)		12,123	21.1 (0.5)	
<b>학교급</b>																								
중학교	35,549	29.8 (0.4)		37,418	30.5 (0.3)		38,820	29.5 (0.4)		38,943	30.0 (0.4)		38,409	30.6 (0.4)		37,570	32.3 (0.4)		38,474	35.5 (0.3)		37,297	35.3 (0.4)	
고등학교	22,675	20.0 (0.4)		33,984	21.0 (0.3)		35,878	21.7 (0.3)		36,295	21.0 (0.3)		36,657	21.8 (0.3)		35,668	22.6 (0.3)		37,169	24.3 (0.3)		36,889	21.9 (0.3)	
일반계고	15,801	19.6 (0.5)		23,505	20.6 (0.4)		25,051	21.2 (0.4)		26,808	20.7 (0.4)		27,380	21.7 (0.4)		26,845	22.2 (0.4)		27,278	24.1 (0.3)		28,443	21.4 (0.4)	
특성화계고	6,874	21.1 (0.6)		10,479	21.8 (0.6)		10,827	23.1 (0.5)		9,487	21.9 (0.6)		9,277	22.2 (0.7)		8,823	23.9 (0.6)		9,891	24.8 (0.5)		8,446	23.5 (0.8)	
<b>지 역</b>																								
서울	6,604	27.0 (0.6)		7,855	27.6 (0.6)		8,402	27.8 (0.6)		8,077	28.1 (0.5)		8,207	29.9 (0.6)		7,848	30.4 (0.7)		11,355	32.0 (0.6)		11,373	30.7 (0.5)	
부산	4,296	25.9 (0.8)		5,195	23.9 (0.9)		5,530	26.0 (0.7)		5,501	25.5 (0.8)		5,468	27.6 (0.7)		5,303	29.7 (0.9)		5,157	30.5 (0.8)		4,939	27.6 (0.9)	
대구	4,109	24.5 (0.7)		4,953	25.8 (0.8)		5,163	23.8 (0.7)		5,053	23.3 (0.7)		5,063	25.6 (0.7)		5,030	27.7 (0.8)		4,439	29.2 (0.8)		4,312	28.4 (1.0)	
인천	4,049	26.3 (0.9)		4,879	25.8 (0.6)		5,122	26.3 (0.8)		5,240	24.7 (0.7)		5,126	25.9 (0.8)		5,008	26.9 (0.9)		4,516	29.0 (0.9)		4,302	29.3 (1.5)	
광주	3,076	25.2 (0.8)		3,846	24.9 (0.8)		4,076	25.6 (0.8)		4,011	25.8 (0.7)		4,110	25.0 (1.0)		4,024	26.5 (0.9)		3,309	29.7 (1.2)		3,149	26.2 (0.8)	
대전	2,958	26.9 (1.1)		3,798	25.6 (0.9)		3,870	25.0 (0.9)		4,011	27.1 (1.0)		3,948	27.9 (1.1)		3,874	29.1 (1.3)		3,003	29.4 (1.1)		2,975	27.0 (1.0)	
울산	2,691	21.8 (0.7)		3,561	23.3 (0.6)		3,723	23.5 (0.8)		3,665	23.8 (0.9)		3,635	23.0 (0.8)		3,478	24.9 (0.9)		2,913	27.2 (1.1)		2,518	24.7 (1.1)	
경기	6,859	26.5 (1.0)		8,289	25.1 (0.6)		8,761	24.6 (0.7)		9,332	24.0 (0.7)		9,430	24.5 (0.6)		9,044	25.4 (0.6)		14,427	29.5 (0.4)		15,658	28.4 (0.5)	
강원	2,635	25.9 (1.3)		3,402	25.1 (1.1)		3,352	24.3 (0.8)		3,520	23.4 (1.1)		3,553	24.0 (1.3)		3,447	26.9 (1.3)		2,722	29.5 (1.2)		2,486	26.2 (1.8)	
충북	2,785	26.7 (1.1)		3,424	26.5 (1.4)		3,601	25.9 (1.2)		3,657	25.6 (1.1)		3,636	23.6 (1.3)		3,500	25.4 (1.2)		2,973	28.1 (1.0)		2,753	26.1 (1.3)	
충남	2,868	26.7 (1.4)		3,624	28.2 (1.1)		3,740	28.9 (0.9)		3,910	29.4 (1.6)		3,852	27.9 (1.3)		3,869	30.5 (0.9)		3,457	31.4 (1.5)		3,264	29.7 (1.5)	
전북	2,858	27.9 (1.3)		3,336	30.9 (1.4)		3,548	26.1 (1.2)		3,757	27.7 (0.9)		3,799	27.2 (1.1)		3,778	26.9 (1.1)		3,382	30.1 (1.0)		3,133	30.7 (1.4)	
전남	2,929	27.1 (1.2)		3,564	28.5 (1.1)		3,661	29.4 (1.0)		3,581	26.2 (1.0)		3,381	26.9 (1.1)		3,381	27.9 (0.9)		3,434	30.9 (1.1)		2,906	29.3 (1.7)	
경북	3,523	24.5 (0.9)		4,266	24.9 (1.1)		4,497	23.7 (0.8)		4,589	23.4 (1.2)		4,589	23.1 (0.9)		4,515	24.7 (1.0)		4,028	26.9 (1.0)		3,755	26.2 (1.8)	
경남	3,947	25.7 (1.2)		4,848	25.3 (0.9)		5,014	25.2 (1.0)		4,849	25.8 (1.3)		4,933	26.1 (1.0)		4,810	26.9 (1.0)		4,733	27.9 (1.3)		4,920	28.1 (1.1)	
제주	2,037	28.8 (1.1)		2,562	29.7 (1.0)		2,638	29.9 (0.9)		2,485	27.3 (1.3)		2,336	26.6 (1.3)		2,329	28.8 (1.0)		1,795	34.3 (2.1)		1,743	26.9 (2.1)	
<b>남학생</b>																								
전 체	29,874	28.0 (0.4)		37,203	28.6 (0.3)		39,466	28.4 (0.3)		39,278	28.7 (0.3)		39,612	29.4 (0.3)		38,391	31.5 (0.4)		37,873	34.5 (0.3)		38,221	33.2 (0.4)	
<b>학 년</b>																								
중1	6,281	33.9 (0.7)		6,916	36.3 (0.8)		7,102	34.4 (0.7)		6,893	37.0 (0.7)		6,933	38.1 (0.8)		6,519	39.9 (0.7)		6,548	45.8 (0.7)		6,364	47.0 (0.7)	
중2	6,118	33.3 (1.2)		6,405	33.7 (0.8)		6,810	34.1 (0.8)		6,938	34.6 (0.7)		6,965	36.2 (0.6)		6,620	39.4 (0.7)		6,413	41.5 (0.7)		6,394	42.1 (0.7)	
중3	5,836	30.7 (0.7)		6,298	31.0 (0.7)		6,709	30.9 (0.7)		6,900	30.4 (0.7)		7,035	31.0 (0.6)		6,817	33.8 (0.7)		6,589	39.1 (0.6)		6,525	36.0 (0.7)	
고1	5,898	20.3 (0.7)		6,039	22.8 (0.7)		6,602	22.8 (0.7)		6,674	22.5 (0.6)		6,890	24.4 (0.7)		6,229	24.6 (0.8)		6,386	28.0 (0.6)		6,606	25.0 (0.6)	
고2	5,741	19.3 (0.6)		6,005	22.5 (0.7)		6,199	23.6 (0.7)		6,067	24.0 (0.7)		6,104	23.6 (0.8)		6,273	27.0 (0.8)		5,954	25.9 (0.6)		6,221	26.8 (0.7)	
고3	-	-	-	5,540	22.8 (0.8)		6,044	22.7 (0.6)		5,806	23.0 (0.6)		5,685	23.0 (0.7)		5,933	24.8 (0.7)		5,983	27.6 (0.7)		6,111	23.9 (0.6)	
<b>학교급</b>																								
중학교	18,235	32.7 (0.6)		19,619	33.7 (0.5)		20,621	33.1 (0.4)		20,731	33.9 (0.4)		20,933	35.0 (0.4)		19,956	37.6 (0.5)		19,550	42.0 (0.4)		19,283	41.6 (0.4)	
고등학교	11,639	19.8 (0.5)		17,584	22.7 (0.5)		18,845	23.0 (0.4)		18,547	23.1 (0.4)		18,679	23.7 (0.4)		18,435	25.5 (0.5)		18,323	27.2 (0.4)		18,938	25.3 (0.4)	
일반계고	8,177	18.5 (0.6)		12,186	21.8 (0.6)		13,278	22.1 (0.6)		14,247	22.3 (0.5)		14,278	23.2 (0.5)		14,042	24.6 (0.5)		13,946	26.7 (0.4)		14,458	24.6 (0.4)	
특성화계고	3,462	23.1 (0.7)		5,398	24.9 (0.9)		5,567	25.5 (0.6)		4,300	25.6 (0.6)		4,401	25.2 (0.8)		4,393	27.9 (0.8)		4,377	28.8 (0.8)		4,480	27.6 (1.0)	

※ 최근 7일 동안 잠을 잔 시간이 피로회복에 '매우 충분' 또는 '충분'하다고 생각하는 사람의 분율



(계속: 주관적 수면 충족률)

(단위: %)

구 분	'05		'06		'07		'08		'09		'10		'11		'12	
	N	분율(표준오차)	N	분율(표준오차)	N	분율(표준오차)	N	분율(표준오차)	N	분율(표준오차)	N	분율(표준오차)	N	분율(표준오차)	N	분율(표준오차)
<b>지 역</b>																
서울	3,401	28.5 (0.9)	4,008	29.4 (0.8)	4,403	30.2 (0.9)	4,122	30.7 (0.9)	4,224	32.9 (0.9)	4,018	34.7 (1.0)	5,428	37.4 (0.7)	5,266	35.3 (0.8)
부산	2,218	26.7 (1.2)	2,895	26.9 (1.1)	2,903	28.3 (1.1)	2,793	28.3 (1.3)	2,748	29.9 (1.2)	2,804	34.1 (1.3)	2,781	33.9 (1.1)	2,807	32.7 (1.2)
대구	2,129	26.6 (1.2)	2,647	28.4 (1.3)	2,626	26.0 (1.1)	2,618	27.0 (1.0)	2,682	28.4 (1.1)	2,650	31.8 (1.1)	2,391	32.3 (1.4)	2,624	31.4 (1.2)
인천	2,101	29.2 (1.2)	2,481	28.1 (0.9)	2,576	28.8 (1.2)	2,830	27.8 (0.9)	2,792	30.7 (1.1)	2,566	32.0 (1.4)	2,183	32.8 (1.5)	2,237	36.0 (1.9)
광주	1,612	26.5 (1.3)	2,095	27.3 (1.3)	2,193	26.6 (1.1)	2,183	29.7 (1.0)	2,253	28.4 (1.6)	2,149	30.2 (1.3)	1,714	36.4 (1.5)	1,689	29.7 (1.4)
대전	1,649	28.1 (1.4)	2,221	26.6 (1.1)	2,262	26.9 (1.3)	2,088	29.6 (1.4)	2,230	30.5 (1.3)	2,110	33.6 (2.0)	1,554	32.9 (1.6)	1,694	31.9 (1.5)
울산	1,379	23.5 (0.9)	1,786	23.8 (0.8)	1,949	25.6 (1.0)	1,994	26.2 (1.2)	2,098	26.8 (1.1)	2,170	29.3 (1.1)	1,453	32.1 (1.5)	1,329	28.0 (1.9)
경기	3,405	28.2 (1.5)	4,079	28.5 (0.9)	4,572	27.5 (1.0)	4,928	27.8 (0.7)	5,071	27.4 (0.8)	4,825	29.3 (1.0)	7,226	35.0 (0.7)	7,677	33.4 (0.6)
강원	1,318	27.5 (2.0)	1,726	27.3 (1.7)	1,708	26.3 (1.3)	1,927	26.5 (1.1)	1,885	27.3 (0.7)	1,771	31.4 (1.4)	1,360	33.2 (2.1)	1,235	31.2 (2.0)
충북	1,501	29.4 (1.8)	1,788	27.7 (2.0)	1,965	29.5 (1.6)	2,006	27.8 (1.4)	2,008	27.0 (1.7)	1,861	30.7 (2.4)	1,396	31.4 (1.5)	1,493	31.4 (2.1)
충남	1,511	30.2 (1.6)	1,827	30.9 (1.6)	1,960	31.2 (1.2)	1,981	32.4 (1.6)	1,963	32.5 (1.3)	1,975	33.6 (1.9)	1,792	36.6 (1.8)	1,680	34.9 (2.0)
전북	1,448	29.3 (1.5)	1,727	34.9 (2.5)	1,907	29.3 (1.5)	1,997	31.4 (1.2)	1,983	30.0 (2.4)	2,005	30.0 (1.5)	1,638	33.4 (1.9)	1,470	35.6 (2.1)
전남	1,383	27.2 (1.7)	1,764	31.6 (1.6)	1,856	31.2 (1.4)	1,810	29.1 (1.5)	1,734	30.6 (2.0)	1,752	31.7 (1.5)	1,623	35.7 (1.5)	1,436	34.4 (2.2)
경북	1,848	26.6 (1.2)	2,301	27.3 (1.4)	2,616	25.9 (0.7)	2,272	26.2 (1.9)	2,182	26.0 (1.4)	2,136	28.1 (1.6)	2,010	31.1 (1.4)	2,034	30.0 (1.9)
경남	1,909	28.6 (1.8)	2,538	27.7 (1.3)	2,688	28.6 (1.2)	2,352	29.1 (1.4)	2,426	29.3 (1.3)	2,318	30.6 (1.1)	2,419	31.9 (1.5)	2,570	32.3 (1.8)
제주	1,062	31.4 (1.6)	1,320	31.7 (1.9)	1,282	32.8 (1.4)	1,377	29.8 (1.2)	1,333	29.0 (2.3)	1,281	30.1 (1.9)	905	38.9 (3.6)	980	33.2 (1.3)
<b>여학생</b>																
전 체	28,350	24.2 (0.3)	34,199	23.3 (0.3)	35,232	23.0 (0.3)	35,960	22.1 (0.3)	35,454	22.7 (0.3)	34,847	22.9 (0.4)	37,770	24.7 (0.3)	35,965	23.2 (0.3)
<b>학 년</b>																
중1	5,886	26.5 (0.7)	5,960	27.5 (0.7)	5,933	26.2 (0.8)	6,144	26.9 (0.7)	5,781	28.3 (0.8)	5,949	28.6 (0.8)	6,180	31.2 (0.6)	5,998	33.1 (0.7)
중2	5,880	27.2 (0.7)	5,978	27.3 (0.8)	6,039	25.9 (0.7)	6,118	24.7 (0.7)	5,903	25.7 (0.7)	5,879	25.9 (0.9)	6,490	27.4 (0.6)	5,990	28.2 (0.7)
중3	5,548	25.6 (0.7)	5,861	25.8 (0.7)	6,227	24.3 (0.7)	5,950	24.7 (0.7)	5,792	22.9 (0.6)	5,786	24.7 (0.7)	6,254	26.7 (0.6)	6,026	24.5 (0.7)
고1	5,571	19.2 (0.6)	5,585	18.7 (0.7)	6,207	18.8 (0.7)	6,046	17.3 (0.6)	5,587	18.3 (0.7)	5,792	17.4 (0.7)	6,183	20.4 (0.6)	5,845	16.9 (0.6)
고2	5,465	21.4 (0.9)	5,445	18.9 (0.7)	5,397	21.3 (0.9)	6,308	19.4 (0.7)	6,323	20.8 (0.7)	5,851	19.3 (0.6)	6,554	20.4 (0.6)	6,094	19.4 (0.6)
고3	-	-	5,370	19.6 (0.7)	5,429	20.9 (0.9)	5,394	19.2 (0.6)	6,068	20.1 (0.8)	5,590	21.5 (0.8)	6,109	22.5 (0.7)	6,012	17.9 (0.5)
<b>학교급</b>																
중학교	17,314	26.5 (0.4)	17,799	26.9 (0.4)	18,199	25.5 (0.5)	18,212	25.4 (0.5)	17,476	25.6 (0.4)	17,614	26.4 (0.6)	18,924	28.4 (0.4)	18,014	28.5 (0.4)
고등학교	11,036	20.3 (0.6)	16,400	19.0 (0.5)	17,033	20.3 (0.5)	17,748	18.6 (0.5)	17,978	19.7 (0.4)	17,233	19.4 (0.4)	18,846	21.1 (0.4)	17,951	18.1 (0.4)
일 반 계 고	7,624	20.8 (0.7)	11,319	19.4 (0.6)	11,773	20.3 (0.6)	12,561	19.0 (0.6)	13,102	20.1 (0.5)	12,803	19.5 (0.4)	13,332	21.3 (0.5)	13,985	17.9 (0.5)
특성화계고	3,412	18.8 (0.9)	5,081	18.2 (0.7)	5,260	20.2 (0.6)	5,187	17.4 (0.7)	4,876	18.5 (0.7)	4,430	19.0 (0.7)	5,514	20.1 (0.6)	3,966	18.8 (0.7)
<b>지 역</b>																
서울	3,203	25.3 (0.9)	3,847	25.5 (1.0)	3,999	25.1 (0.7)	3,955	25.3 (0.7)	3,983	26.6 (0.8)	3,830	25.6 (0.8)	5,927	26.1 (0.7)	6,107	25.6 (0.7)
부산	2,078	24.9 (1.0)	2,300	20.2 (1.2)	2,627	23.3 (0.8)	2,708	22.3 (1.0)	2,720	25.0 (0.9)	2,499	24.6 (1.2)	2,376	26.7 (1.1)	2,132	21.7 (1.3)
대구	1,980	21.9 (0.9)	2,306	22.5 (0.8)	2,537	21.2 (0.9)	2,435	18.8 (1.0)	2,381	22.1 (0.9)	2,380	22.7 (1.0)	2,048	25.6 (1.1)	1,688	24.9 (1.7)
인천	1,948	23.3 (1.2)	2,398	23.3 (0.9)	2,546	23.5 (0.9)	2,410	21.4 (0.9)	2,334	20.6 (0.8)	2,442	21.2 (1.1)	2,333	24.7 (1.0)	2,065	21.9 (1.7)
광주	1,464	23.7 (1.3)	1,751	22.2 (1.3)	1,883	24.4 (1.6)	1,828	21.6 (0.9)	1,857	21.3 (1.6)	1,875	22.5 (1.5)	1,595	22.4 (1.3)	1,460	22.5 (1.3)
대전	1,309	25.6 (1.4)	1,577	24.4 (1.1)	1,608	22.9 (1.3)	1,923	24.3 (1.1)	1,718	24.9 (1.8)	1,764	24.0 (1.0)	1,449	25.5 (1.5)	1,281	21.7 (1.2)
울산	1,312	19.8 (1.1)	1,775	22.8 (0.9)	1,774	20.8 (0.9)	1,671	21.0 (1.2)	1,537	18.3 (1.0)	1,308	19.7 (1.1)	1,460	21.3 (1.3)	1,189	20.9 (1.0)
경기	3,454	24.5 (0.9)	4,210	21.4 (0.7)	4,189	21.4 (0.9)	4,404	19.8 (0.9)	4,359	21.2 (0.8)	4,219	21.1 (1.0)	7,201	23.6 (0.5)	7,981	23.0 (0.6)
강원	1,317	24.2 (1.5)	1,676	22.7 (1.3)	1,644	22.0 (1.0)	1,593	19.9 (1.5)	1,668	20.4 (2.3)	1,676	21.9 (2.0)	1,362	25.4 (2.2)	1,251	20.7 (1.7)
충북	1,284	23.6 (1.5)	1,636	25.0 (1.7)	1,636	21.8 (1.5)	1,651	23.1 (2.1)	1,628	19.8 (1.3)	1,639	19.5 (1.0)	1,577	24.3 (1.4)	1,260	20.2 (1.8)
충남	1,357	22.8 (1.9)	1,797	25.2 (1.3)	1,780	26.4 (1.6)	1,929	26.1 (1.7)	1,889	22.8 (0.9)	1,894	27.0 (1.7)	1,665	25.7 (0.9)	1,584	23.9 (1.6)
전북	1,410	26.4 (2.1)	1,609	26.7 (1.2)	1,641	22.7 (1.9)	1,760	23.7 (1.3)	1,816	24.1 (1.4)	1,773	23.6 (1.3)	1,744	26.5 (1.0)	1,663	25.4 (1.1)
전남	1,546	26.9 (1.6)	1,800	25.3 (1.2)	1,805	27.5 (1.1)	1,771	23.1 (1.7)	1,647	22.8 (1.3)	1,629	23.7 (1.1)	1,811	25.7 (1.3)	1,470	23.7 (1.9)
경북	1,675	21.9 (1.0)	1,965	21.9 (1.4)	1,881	21.1 (1.2)	2,317	20.0 (1.3)	2,407	19.6 (1.1)	2,379	20.8 (1.4)	2,018	21.9 (1.3)	1,721	21.7 (2.5)
경남	2,038	22.5 (0.9)	2,310	22.5 (1.6)	2,326	21.2 (1.7)	2,497	21.9 (1.4)	2,507	22.2 (1.4)	2,492	22.6 (1.3)	2,314	23.4 (1.4)	2,350	23.3 (1.4)
제주	975	25.9 (1.3)	1,242	27.6 (1.0)	1,356	26.7 (1.3)	1,108	24.5 (2.0)	1,003	23.9 (0.6)	1,048	27.4 (1.5)	890	29.4 (1.3)	763	20.1 (2.3)



결과표76. 학교에서 점심식사 후 치솔질 실천율

(단위: %)


구 분	'05		'06		'07		'08		'09		'10		'11		'12	
	N	분율(표준오차)	N	분율(표준오차)	N	분율(표준오차)	N	분율(표준오차)	N	분율(표준오차)	N	분율(표준오차)	N	분율(표준오차)	N	분율(표준오차)
<b>전 체</b>																
전 체	58,224	24.4 (0.6)	71,401	31.8 (0.6)	74,698	31.3 (0.7)	75,238	34.5 (0.6)	75,066	38.0 (0.7)	73,238	40.8 (0.8)	75,643	41.3 (0.6)	74,186	38.6 (0.7)
<b>학 년</b>																
중1	12,167	12.1 (0.6)	12,876	17.4 (0.6)	13,035	13.4 (0.6)	13,037	16.4 (0.8)	12,714	18.4 (0.8)	12,468	21.1 (1.1)	12,728	20.1 (0.9)	12,362	19.0 (0.7)
중2	11,998	15.5 (0.7)	12,382	18.2 (0.8)	12,849	17.2 (0.8)	13,056	17.3 (0.7)	12,868	21.4 (1.2)	12,499	24.5 (0.9)	12,903	24.1 (0.8)	12,384	23.8 (0.9)
중3	11,384	20.0 (0.8)	12,159	23.2 (0.9)	12,936	21.4 (0.9)	12,850	24.7 (1.0)	12,827	25.4 (1.0)	12,603	32.2 (1.2)	12,843	33.5 (1.1)	12,551	30.8 (0.9)
고1	11,469	36.3 (1.4)	11,624	39.7 (1.3)	12,809	40.1 (1.4)	12,720	43.2 (1.3)	12,477	46.9 (1.4)	12,021	50.2 (1.4)	12,569	49.3 (1.2)	12,451	45.0 (1.3)
고2	11,206	42.8 (1.3)	11,450	45.8 (1.3)	11,596	46.5 (1.4)	12,375	50.4 (1.2)	12,427	55.6 (1.4)	12,124	55.7 (1.4)	12,508	56.7 (1.3)	12,315	51.5 (1.3)
고3	-	-	10,910	52.8 (1.4)	11,473	55.0 (1.4)	11,200	59.2 (1.3)	11,753	61.8 (1.2)	11,523	61.3 (1.2)	12,092	63.3 (1.1)	12,123	59.9 (1.3)
<b>학교급</b>																
중학교	35,549	15.7 (0.5)	37,417	19.6 (0.5)	38,820	17.4 (0.6)	38,943	19.5 (0.6)	38,409	21.8 (0.7)	37,570	26.0 (0.8)	38,474	26.0 (0.7)	37,297	24.7 (0.6)
고등학교	22,675	39.5 (1.1)	33,984	46.0 (1.1)	35,878	46.8 (1.2)	36,295	50.5 (1.0)	36,657	54.6 (1.1)	35,668	55.7 (1.1)	37,169	56.3 (1.0)	36,889	52.1 (1.1)
일반계고	15,801	46.4 (1.3)	23,505	54.6 (1.2)	25,051	55.1 (1.4)	26,808	57.4 (1.1)	27,380	60.7 (1.2)	26,845	60.9 (1.4)	27,278	61.1 (1.1)	28,443	57.0 (1.3)
특성화계고	6,874	21.6 (1.8)	10,479	23.8 (1.7)	10,827	24.3 (1.8)	9,487	30.2 (1.9)	9,277	36.0 (2.2)	8,823	39.0 (1.8)	9,891	40.7 (1.6)	8,446	35.7 (2.1)
<b>지 역</b>																
서울	6,604	10.1 (0.9)	7,855	16.1 (1.1)	8,402	15.7 (1.2)	8,077	15.5 (1.1)	8,207	18.1 (1.4)	7,848	21.8 (1.5)	11,355	23.3 (1.3)	11,373	23.6 (1.2)
부산	4,296	26.0 (1.5)	5,194	31.1 (2.0)	5,530	31.8 (1.9)	5,501	37.5 (1.8)	5,468	34.9 (2.0)	5,303	39.6 (2.3)	5,157	41.2 (2.2)	4,939	34.9 (2.3)
대구	4,109	25.6 (1.8)	4,953	33.4 (1.7)	5,163	33.2 (1.9)	5,053	36.1 (2.0)	5,063	38.6 (2.4)	5,030	39.0 (2.5)	4,439	41.2 (2.4)	4,312	37.0 (2.5)
인천	4,049	18.3 (2.0)	4,879	23.8 (2.0)	5,122	22.9 (2.0)	5,240	28.0 (1.9)	5,126	31.5 (1.6)	5,008	35.5 (2.2)	4,516	37.3 (2.3)	4,302	33.9 (2.5)
광주	3,076	31.9 (2.1)	3,846	37.0 (2.2)	4,076	36.5 (2.4)	4,011	43.1 (2.0)	4,110	49.9 (2.7)	4,024	55.1 (1.9)	3,309	51.7 (2.5)	3,149	50.5 (3.2)
대전	2,958	34.8 (2.5)	3,798	43.4 (2.1)	3,870	41.1 (2.3)	4,011	43.7 (2.2)	3,948	48.1 (2.5)	3,874	50.6 (2.6)	3,003	48.8 (3.0)	2,975	47.5 (3.2)
울산	2,691	30.1 (1.8)	3,561	38.8 (1.9)	3,723	38.7 (2.1)	3,665	38.6 (1.9)	3,635	44.4 (2.6)	3,478	43.9 (2.1)	2,913	49.1 (2.4)	2,518	41.8 (3.0)
경기	6,859	23.4 (1.7)	8,290	30.6 (1.7)	8,761	30.5 (2.0)	9,332	36.6 (1.7)	9,430	39.9 (1.9)	9,044	42.3 (2.0)	14,427	39.9 (1.3)	15,658	37.7 (1.2)
강원	2,635	21.8 (1.9)	3,402	31.5 (2.2)	3,352	30.8 (2.6)	3,520	33.1 (2.7)	3,553	39.0 (3.2)	3,447	37.4 (3.4)	2,722	38.7 (3.3)	2,486	34.7 (3.6)
충북	2,785	34.0 (3.4)	3,424	40.8 (2.9)	3,601	40.2 (3.8)	3,657	37.2 (3.2)	3,636	39.7 (2.4)	3,500	43.6 (2.9)	2,973	49.9 (4.3)	2,753	48.6 (5.4)
충남	2,868	43.5 (3.3)	3,624	53.4 (3.1)	3,740	49.3 (3.9)	3,910	47.2 (3.4)	3,852	56.3 (4.0)	3,869	56.1 (4.2)	3,457	57.0 (4.6)	3,264	56.0 (3.0)
전북	2,858	37.6 (3.5)	3,336	47.5 (3.5)	3,548	46.3 (4.0)	3,757	46.1 (2.7)	3,799	52.7 (3.0)	3,778	54.8 (3.1)	3,382	57.6 (2.5)	3,133	52.3 (4.1)
전남	2,929	39.7 (3.1)	3,564	47.2 (2.4)	3,661	46.4 (3.4)	3,581	45.1 (2.5)	3,381	54.2 (3.7)	3,381	53.2 (3.8)	3,434	54.8 (3.4)	2,906	55.4 (4.5)
경북	3,523	25.0 (2.8)	4,265	36.7 (3.6)	4,497	35.7 (3.4)	4,589	42.2 (3.1)	4,589	45.4 (3.1)	4,515	49.6 (3.2)	4,028	54.4 (3.6)	3,755	43.4 (4.5)
경남	3,947	31.5 (2.9)	4,848	38.7 (3.2)	5,014	38.7 (3.0)	4,849	44.8 (3.3)	4,933	47.4 (3.1)	4,810	50.2 (4.0)	4,733	47.8 (3.6)	4,920	44.6 (2.8)
제주	2,037	23.3 (2.2)	2,562	28.5 (2.0)	2,638	27.2 (2.5)	2,485	27.8 (2.7)	2,336	28.8 (4.3)	2,329	38.5 (4.5)	1,795	35.5 (3.2)	1,743	34.8 (4.8)
<b>남학생</b>																
전 체	29,874	17.6 (0.6)	37,203	25.1 (0.6)	39,466	23.9 (0.7)	39,278	27.5 (0.8)	39,612	30.0 (0.9)	38,391	31.4 (1.0)	37,873	30.6 (0.7)	38,221	26.9 (0.7)
<b>학 년</b>																
중1	6,281	10.5 (0.5)	6,916	16.9 (0.7)	7,102	12.4 (0.5)	6,893	13.7 (0.6)	6,933	15.0 (0.6)	6,519	16.8 (0.8)	6,548	15.6 (0.8)	6,364	15.1 (0.6)
중2	6,118	11.4 (0.6)	6,404	15.8 (0.7)	6,810	13.3 (0.7)	6,938	14.2 (0.7)	6,965	15.2 (0.8)	6,620	17.1 (0.7)	6,413	15.9 (0.7)	6,394	15.8 (0.7)
중3	5,836	12.7 (0.7)	6,299	17.8 (0.8)	6,709	14.7 (0.7)	6,900	16.3 (0.8)	7,035	16.3 (0.8)	6,817	20.7 (0.9)	6,589	18.9 (0.8)	6,525	17.6 (0.7)
고1	5,898	26.5 (1.4)	6,039	30.0 (1.4)	6,602	28.8 (1.4)	6,674	35.0 (1.5)	6,890	37.9 (1.7)	6,229	38.9 (2.0)	6,386	36.6 (1.3)	6,606	30.3 (1.3)
고2	5,741	30.0 (1.6)	6,005	34.0 (1.6)	6,199	35.9 (1.9)	6,067	40.3 (1.8)	6,104	44.3 (2.1)	6,273	45.1 (2.0)	5,954	42.9 (1.7)	6,221	35.8 (1.4)
고3	-	-	5,540	40.6 (1.7)	6,044	43.4 (1.8)	5,806	49.9 (1.9)	5,685	52.7 (1.8)	5,933	49.9 (1.9)	5,983	52.6 (1.4)	6,111	45.4 (1.6)
<b>학교급</b>																
중학교	18,235	11.5 (0.4)	19,619	16.9 (0.5)	20,621	13.5 (0.4)	20,731	14.7 (0.5)	20,933	15.5 (0.5)	19,956	18.2 (0.6)	19,550	16.8 (0.6)	19,283	16.2 (0.5)
고등학교	11,639	28.2 (1.3)	17,584	34.8 (1.2)	18,845	35.7 (1.4)	18,547	41.3 (1.4)	18,679	44.8 (1.5)	18,435	44.5 (1.6)	18,323	44.0 (1.2)	18,938	37.1 (1.2)
일반계고	8,177	33.5 (1.6)	12,186	41.9 (1.5)	13,278	43.1 (1.8)	14,247	47.5 (1.6)	14,278	51.0 (1.8)	14,042	49.4 (2.0)	13,946	48.2 (1.4)	14,458	41.6 (1.4)
특성화계고	3,462	14.6 (1.8)	5,398	16.7 (1.5)	5,567	16.2 (1.6)	4,300	23.9 (2.4)	4,401	26.4 (2.3)	4,393	29.6 (2.7)	4,377	30.5 (1.8)	4,480	22.4 (1.7)

※ 최근 7일 동안 학교에서 점심식사 후 치솔질을 한 사람의 분율



(계속: 학교에서 점심식사 후 치솔질 실천율)

(단위: %)

구 분	'05		'06		'07		'08		'09		'10		'11		'12	
	N	분율(표준오차)	N	분율(표준오차)	N	분율(표준오차)	N	분율(표준오차)	N	분율(표준오차)	N	분율(표준오차)	N	분율(표준오차)	N	분율(표준오차)
<b>지 역</b>																
서울	3,401	7.7 (0.7)	4,008	13.0 (0.8)	4,403	11.9 (0.9)	4,122	12.0 (0.8)	4,224	14.0 (1.3)	4,018	15.0 (1.2)	5,428	16.1 (1.0)	5,266	14.6 (1.1)
부산	2,218	20.9 (2.2)	2,895	27.4 (2.7)	2,903	26.3 (3.1)	2,793	34.6 (3.3)	2,748	29.6 (3.2)	2,804	33.2 (3.7)	2,781	31.5 (2.1)	2,807	25.2 (2.1)
대구	2,129	17.0 (1.5)	2,647	26.3 (2.2)	2,626	24.9 (2.4)	2,618	26.2 (2.0)	2,682	28.7 (3.3)	2,650	27.7 (2.2)	2,391	29.0 (1.9)	2,624	24.6 (1.9)
인천	2,101	10.8 (1.2)	2,481	17.2 (1.7)	2,576	14.3 (1.2)	2,830	19.5 (1.5)	2,792	24.1 (2.2)	2,566	23.5 (2.0)	2,183	25.7 (2.3)	2,237	22.0 (2.0)
광주	1,612	23.5 (2.8)	2,095	29.2 (3.4)	2,193	29.1 (3.7)	2,183	34.9 (3.0)	2,253	39.8 (3.0)	2,149	44.2 (2.6)	1,714	38.0 (3.3)	1,689	34.2 (4.0)
대전	1,649	24.1 (2.3)	2,221	32.7 (1.9)	2,262	30.9 (2.3)	2,088	32.4 (3.2)	2,230	37.1 (3.1)	2,110	37.2 (2.9)	1,554	33.9 (3.3)	1,694	33.8 (3.0)
울산	1,379	26.0 (2.5)	1,786	33.1 (2.7)	1,949	32.4 (3.2)	1,994	32.5 (2.8)	2,098	34.7 (2.7)	2,170	33.9 (2.4)	1,453	37.0 (3.0)	1,329	33.7 (4.3)
경기	3,405	17.6 (1.7)	4,080	24.0 (1.5)	4,572	23.5 (2.0)	4,928	29.4 (1.9)	5,071	32.7 (2.2)	4,825	33.5 (2.4)	7,226	30.4 (1.2)	7,677	26.8 (1.1)
강원	1,318	19.1 (2.8)	1,726	26.4 (3.5)	1,708	24.9 (4.7)	1,927	26.1 (3.8)	1,885	30.6 (4.6)	1,771	27.1 (3.8)	1,360	28.4 (6.3)	1,235	23.2 (3.6)
충북	1,501	20.7 (2.5)	1,788	31.3 (3.1)	1,965	29.8 (3.0)	2,006	28.2 (2.8)	2,008	31.5 (4.7)	1,861	34.4 (5.4)	1,396	34.2 (4.2)	1,493	33.2 (5.2)
충남	1,511	27.1 (2.9)	1,827	38.3 (3.0)	1,960	34.6 (3.5)	1,981	36.4 (3.9)	1,963	43.4 (5.3)	1,975	42.1 (6.3)	1,792	41.5 (5.2)	1,680	42.9 (3.7)
전북	1,448	28.8 (3.7)	1,727	38.5 (4.0)	1,907	37.6 (4.3)	1,997	36.4 (4.8)	1,983	42.4 (6.9)	2,005	44.0 (4.8)	1,638	45.6 (3.9)	1,470	33.5 (3.6)
전남	1,383	28.8 (3.7)	1,764	37.4 (3.5)	1,856	37.0 (4.2)	1,810	39.4 (4.0)	1,734	42.4 (4.6)	1,752	42.9 (5.8)	1,623	43.3 (4.0)	1,436	39.5 (4.4)
경북	1,848	16.0 (2.5)	2,300	26.5 (2.9)	2,616	24.2 (2.9)	2,272	35.5 (5.0)	2,182	37.3 (4.8)	2,136	42.1 (5.9)	2,010	43.4 (5.0)	2,034	33.7 (5.3)
경남	1,909	21.5 (2.1)	2,538	31.2 (2.9)	2,688	30.2 (3.1)	2,352	34.4 (3.7)	2,426	33.1 (4.0)	2,318	38.9 (5.0)	2,419	35.0 (3.5)	2,570	31.5 (3.1)
제주	1,062	16.5 (1.9)	1,320	23.4 (3.4)	1,282	21.3 (4.5)	1,377	20.6 (3.1)	1,333	20.8 (3.0)	1,281	28.4 (4.4)	905	24.0 (4.3)	980	19.9 (2.8)
 <b>여학생</b>																
전 체	28,350	32.1 (1.0)	34,198	39.3 (1.1)	35,232	39.6 (1.1)	35,960	42.3 (1.0)	35,454	47.1 (1.1)	34,847	51.3 (1.1)	37,770	53.2 (0.9)	35,965	51.6 (0.9)
<b>학 년</b>																
중1	5,886	13.9 (1.0)	5,960	17.9 (1.0)	5,933	14.5 (1.0)	6,144	19.4 (1.4)	5,781	22.1 (1.4)	5,949	25.7 (1.7)	6,180	25.0 (1.4)	5,998	23.3 (1.2)
중2	5,880	20.2 (1.3)	5,978	20.9 (1.3)	6,039	21.7 (1.5)	6,118	20.9 (1.2)	5,903	28.4 (1.9)	5,879	32.6 (1.5)	6,490	33.0 (1.3)	5,990	32.5 (1.3)
중3	5,548	28.2 (1.5)	5,860	29.1 (1.4)	6,227	28.9 (1.4)	5,950	34.4 (1.5)	5,792	36.0 (1.6)	5,786	45.1 (1.8)	6,254	49.7 (1.6)	6,026	45.0 (1.4)
고1	5,571	47.6 (2.1)	5,585	50.7 (2.0)	6,207	52.7 (2.4)	6,046	52.6 (2.2)	5,587	57.1 (2.4)	5,792	63.2 (1.7)	6,183	63.6 (1.6)	5,845	61.4 (1.7)
고2	5,465	57.1 (2.0)	5,445	59.2 (2.0)	5,397	58.4 (2.2)	6,308	61.6 (1.8)	6,323	68.3 (1.8)	5,851	67.9 (2.1)	6,554	72.4 (1.3)	6,094	69.0 (1.6)
고3	-	- -	5,370	66.4 (2.1)	5,429	67.9 (1.8)	5,394	69.5 (2.0)	6,068	71.8 (1.8)	5,590	74.0 (1.7)	6,109	75.4 (1.4)	6,012	76.2 (1.3)
<b>학교급</b>																
중학교	17,314	20.4 (0.9)	17,798	22.6 (0.9)	18,199	21.8 (0.9)	18,212	24.9 (0.9)	17,476	28.9 (1.1)	17,614	34.5 (1.2)	18,924	36.1 (1.0)	18,014	33.9 (0.9)
고등학교	11,036	52.3 (1.8)	16,400	58.6 (1.7)	17,033	59.4 (1.7)	17,748	60.8 (1.5)	17,978	65.7 (1.6)	17,233	68.3 (1.5)	18,846	70.4 (1.1)	17,951	68.8 (1.2)
일 반 계 고	7,624	60.8 (2.2)	11,319	68.5 (1.9)	11,773	68.4 (2.0)	12,561	68.3 (1.8)	13,102	71.3 (1.8)	12,803	73.7 (1.7)	13,332	75.5 (1.3)	13,985	74.0 (1.3)
특성화계고	3,412	29.7 (2.6)	5,081	32.2 (2.6)	5,260	33.8 (2.8)	5,187	37.8 (2.3)	4,876	47.5 (3.2)	4,430	50.4 (2.3)	5,514	52.9 (1.8)	3,966	51.1 (2.2)
<b>지 역</b>																
서울	3,203	12.8 (1.5)	3,847	19.4 (1.8)	3,999	20.1 (1.8)	3,955	19.5 (1.8)	3,983	22.7 (2.1)	3,830	29.3 (2.0)	5,927	31.3 (1.9)	6,107	33.4 (1.5)
부산	2,078	31.9 (3.5)	2,299	35.5 (4.8)	2,627	38.3 (4.3)	2,708	41.0 (3.1)	2,720	41.2 (3.6)	2,499	47.0 (4.0)	2,376	52.5 (3.6)	2,132	46.2 (4.6)
대구	1,980	36.6 (3.3)	2,306	42.4 (3.5)	2,537	43.6 (3.6)	2,435	48.2 (3.1)	2,381	50.6 (3.9)	2,380	52.5 (3.7)	2,048	55.4 (3.6)	1,688	51.4 (3.5)
인천	1,948	26.3 (3.5)	2,398	31.0 (3.6)	2,546	32.4 (3.4)	2,410	37.3 (3.4)	2,334	39.6 (2.9)	2,442	48.7 (3.3)	2,333	50.1 (3.6)	2,065	47.0 (4.4)
광주	1,464	41.0 (4.0)	1,751	45.7 (4.1)	1,883	44.7 (4.4)	1,828	52.0 (4.6)	1,857	60.8 (2.9)	1,875	66.9 (3.9)	1,595	66.4 (3.0)	1,460	68.0 (3.0)
대전	1,309	46.6 (4.7)	1,577	55.5 (4.6)	1,608	52.8 (4.8)	1,923	56.4 (3.8)	1,718	60.5 (2.8)	1,764	65.6 (3.1)	1,449	65.4 (2.7)	1,281	62.5 (4.1)
울산	1,312	35.0 (4.3)	1,775	45.7 (4.1)	1,774	46.4 (4.0)	1,671	45.9 (3.4)	1,537	56.0 (4.1)	1,308	55.8 (2.9)	1,460	63.5 (3.2)	1,189	51.1 (5.3)
경기	3,454	29.8 (2.6)	4,210	37.8 (2.5)	4,189	38.1 (2.6)	4,404	44.5 (2.2)	4,359	47.7 (2.6)	4,219	51.8 (2.9)	7,201	50.1 (1.6)	7,981	49.5 (1.6)
강원	1,317	24.7 (3.7)	1,676	37.1 (4.6)	1,644	37.3 (4.9)	1,593	40.8 (5.3)	1,668	48.3 (6.0)	1,676	48.7 (6.4)	1,362	50.0 (6.2)	1,251	47.3 (6.0)
충북	1,284	48.9 (4.5)	1,636	51.7 (5.0)	1,636	52.0 (5.3)	1,651	47.5 (5.8)	1,628	48.9 (5.4)	1,639	54.0 (5.4)	1,577	67.5 (3.7)	1,260	65.6 (6.2)
충남	1,357	61.9 (5.7)	1,797	70.6 (3.8)	1,780	66.1 (5.8)	1,929	59.3 (6.4)	1,889	70.8 (6.7)	1,894	71.9 (5.1)	1,665	74.3 (4.1)	1,584	70.7 (4.3)
전북	1,410	46.8 (4.6)	1,609	57.2 (5.2)	1,641	55.7 (5.5)	1,760	56.7 (3.9)	1,816	64.0 (5.3)	1,773	66.5 (4.8)	1,744	70.6 (3.6)	1,663	72.7 (3.5)
전남	1,546	52.0 (4.2)	1,800	57.9 (4.5)	1,805	56.7 (4.6)	1,771	51.3 (4.0)	1,647	67.2 (6.4)	1,629	64.5 (4.5)	1,811	67.2 (4.4)	1,470	72.8 (4.6)
경북	1,675	35.9 (4.5)	1,965	49.1 (5.5)	1,881	49.7 (4.8)	2,317	50.2 (4.3)	2,407	55.2 (4.4)	2,379	58.5 (5.2)	2,018	67.2 (4.0)	1,721	54.5 (6.2)
경남	2,038	42.5 (5.5)	2,310	47.4 (6.1)	2,326	48.6 (5.3)	2,497	57.1 (4.7)	2,507	64.2 (4.4)	2,492	63.3 (4.8)	2,314	62.5 (5.4)	2,350	59.5 (3.5)
제주	975	31.0 (4.3)	1,242	34.1 (5.7)	1,356	33.6 (5.5)	1,108	35.7 (6.3)	1,003	37.6 (7.9)	1,048	49.5 (6.8)	890	48.1 (3.8)	763	51.1 (6.4)



결과표77. 1일 3회 이상 치솔질 실천율

(단위: %)


구 분	'05			'06			'07			'08			'09			'10			'11			'12		
	N	분율(표준오차)		N	분율(표준오차)		N	분율(표준오차)		N	분율(표준오차)		N	분율(표준오차)		N	분율(표준오차)		N	분율(표준오차)		N	분율(표준오차)	
<b>전 체</b>																								
전 체	-	-	-	-	-	-	74,698	82.8 (0.2)		75,238	82.4 (0.2)		75,066	83.2 (0.2)		73,238	83.9 (0.2)		75,643	84.1 (0.2)		74,186	83.4 (0.2)	
<b>학 년</b>																								
중1	-	-	-	-	-	-	13,035	83.3 (0.4)		13,037	81.8 (0.5)		12,714	83.3 (0.5)		12,468	84.3 (0.5)		12,728	84.0 (0.4)		12,362	84.2 (0.4)	
중2	-	-	-	-	-	-	12,849	82.0 (0.5)		13,056	82.1 (0.4)		12,868	82.7 (0.5)		12,499	83.2 (0.5)		12,903	84.1 (0.4)		12,384	82.9 (0.4)	
중3	-	-	-	-	-	-	12,936	83.7 (0.4)		12,850	81.8 (0.5)		12,827	82.7 (0.4)		12,603	84.0 (0.4)		12,843	84.4 (0.4)		12,551	83.8 (0.4)	
고1	-	-	-	-	-	-	12,809	81.8 (0.5)		12,720	82.1 (0.5)		12,477	82.2 (0.5)		12,021	83.1 (0.6)		12,569	83.4 (0.4)		12,451	83.1 (0.4)	
고2	-	-	-	-	-	-	11,596	82.5 (0.6)		12,375	82.9 (0.4)		12,427	83.2 (0.6)		12,124	84.2 (0.5)		12,508	83.2 (0.5)		12,315	83.3 (0.5)	
고3	-	-	-	-	-	-	11,473	83.9 (0.6)		11,200	83.8 (0.5)		11,753	85.2 (0.5)		11,523	84.7 (0.4)		12,092	85.2 (0.5)		12,123	83.3 (0.5)	
<b>학교급</b>																								
중학교	-	-	-	-	-	-	38,820	83.0 (0.3)		38,943	81.9 (0.3)		38,409	82.9 (0.3)		37,570	83.8 (0.3)		38,474	84.2 (0.3)		37,297	83.6 (0.3)	
고등학교	-	-	-	-	-	-	35,878	82.7 (0.3)		36,295	82.9 (0.3)		36,657	83.5 (0.3)		35,668	84.0 (0.3)		37,169	83.9 (0.3)		36,889	83.2 (0.3)	
일반계고	-	-	-	-	-	-	25,051	84.4 (0.4)		26,808	84.5 (0.4)		27,380	84.8 (0.4)		26,845	85.2 (0.4)		27,278	85.1 (0.4)		28,443	84.5 (0.4)	
특성화계고	-	-	-	-	-	-	10,827	78.0 (0.5)		9,487	78.0 (0.6)		9,277	79.3 (0.7)		8,823	80.0 (0.5)		9,891	79.9 (0.6)		8,446	78.9 (0.6)	
<b>지 역</b>																								
서울	-	-	-	-	-	-	8,402	81.6 (0.6)		8,077	80.2 (0.5)		8,207	80.1 (0.6)		7,848	81.8 (0.7)		11,355	80.8 (0.5)		11,373	81.8 (0.5)	
부산	-	-	-	-	-	-	5,530	84.5 (0.7)		5,501	84.1 (0.7)		5,468	83.3 (0.7)		5,303	84.4 (0.7)		5,157	85.0 (0.8)		4,939	82.9 (0.9)	
대구	-	-	-	-	-	-	5,163	83.4 (0.6)		5,053	82.2 (1.0)		5,063	83.7 (0.9)		5,030	83.8 (0.7)		4,439	83.8 (0.8)		4,312	84.1 (0.8)	
인천	-	-	-	-	-	-	5,122	80.5 (0.7)		5,240	81.4 (0.7)		5,126	82.2 (0.8)		5,008	81.6 (0.9)		4,516	82.6 (1.0)		4,302	83.8 (1.0)	
광주	-	-	-	-	-	-	4,076	82.8 (0.6)		4,011	83.6 (0.8)		4,110	84.5 (1.3)		4,024	85.4 (0.9)		3,309	85.7 (0.8)		3,149	85.1 (1.0)	
대전	-	-	-	-	-	-	3,870	84.1 (0.7)		4,011	84.2 (0.7)		3,948	83.4 (0.9)		3,874	86.4 (0.9)		3,003	84.5 (1.1)		2,975	82.9 (0.8)	
울산	-	-	-	-	-	-	3,723	85.5 (0.6)		3,665	84.5 (0.6)		3,635	86.5 (0.8)		3,478	85.2 (0.9)		2,913	86.6 (0.8)		2,518	84.2 (1.2)	
경기	-	-	-	-	-	-	8,761	83.5 (0.4)		9,332	84.2 (0.4)		9,430	85.0 (0.5)		9,044	85.4 (0.5)		14,427	86.1 (0.4)		15,658	85.0 (0.4)	
강원	-	-	-	-	-	-	3,352	82.2 (1.0)		3,520	77.6 (1.4)		3,553	81.4 (1.1)		3,447	80.6 (1.3)		2,722	80.9 (1.3)		2,486	80.7 (0.9)	
충북	-	-	-	-	-	-	3,601	81.8 (1.1)		3,657	80.9 (0.9)		3,636	83.0 (0.6)		3,500	82.3 (1.0)		2,973	83.9 (0.9)		2,753	82.1 (1.3)	
충남	-	-	-	-	-	-	3,740	82.5 (1.0)		3,910	81.8 (1.1)		3,852	83.3 (1.3)		3,869	86.1 (0.9)		3,457	84.8 (1.2)		3,264	84.3 (1.0)	
전북	-	-	-	-	-	-	3,548	80.5 (1.4)		3,757	79.9 (0.9)		3,799	83.0 (0.8)		3,778	81.7 (0.8)		3,382	84.3 (0.9)		3,133	83.2 (1.0)	
전남	-	-	-	-	-	-	3,661	84.5 (0.9)		3,581	82.0 (0.7)		3,381	84.7 (0.9)		3,381	83.4 (1.4)		3,434	86.4 (0.9)		2,906	85.1 (1.4)	
경북	-	-	-	-	-	-	4,497	82.7 (1.1)		4,589	82.4 (0.9)		4,589	82.7 (1.3)		4,515	85.7 (1.0)		4,028	83.6 (1.1)		3,755	82.6 (1.4)	
경남	-	-	-	-	-	-	5,014	84.7 (0.7)		4,849	84.5 (1.1)		4,933	85.0 (0.9)		4,810	85.1 (1.1)		4,733	84.8 (1.0)		4,920	83.3 (1.1)	
제주	-	-	-	-	-	-	2,638	77.2 (0.8)		2,485	76.4 (1.0)		2,336	77.3 (1.3)		2,329	79.4 (1.7)		1,795	78.5 (1.5)		1,743	76.0 (1.5)	
<b>남학생</b>																								
전 체	-	-	-	-	-	-	39,466	80.3 (0.3)		39,278	79.4 (0.3)		39,612	80.2 (0.3)		38,391	80.5 (0.3)		37,873	80.8 (0.3)		38,221	80.0 (0.3)	
<b>학 년</b>																								
중1	-	-	-	-	-	-	7,102	82.0 (0.5)		6,893	79.4 (0.7)		6,933	80.7 (0.6)		6,519	81.5 (0.7)		6,548	81.6 (0.5)		6,364	82.1 (0.5)	
중2	-	-	-	-	-	-	6,810	79.8 (0.6)		6,938	79.4 (0.5)		6,965	80.4 (0.6)		6,620	80.2 (0.6)		6,413	81.7 (0.6)		6,394	79.9 (0.5)	
중3	-	-	-	-	-	-	6,709	81.9 (0.6)		6,900	79.0 (0.6)		7,035	79.2 (0.6)		6,817	79.6 (0.6)		6,589	81.0 (0.5)		6,525	80.7 (0.6)	
고1	-	-	-	-	-	-	6,602	78.7 (0.6)		6,674	78.7 (0.7)		6,890	79.4 (0.6)		6,229	79.6 (0.8)		6,386	80.3 (0.6)		6,606	79.1 (0.6)	
고2	-	-	-	-	-	-	6,199	79.1 (0.8)		6,067	79.7 (0.6)		6,104	80.0 (0.8)		6,273	80.9 (0.8)		5,954	79.0 (0.7)		6,221	79.4 (0.6)	
고3	-	-	-	-	-	-	6,044	79.8 (0.7)		5,806	80.2 (0.7)		5,685	81.9 (0.7)		5,933	81.2 (0.7)		5,983	81.5 (0.6)		6,111	78.6 (0.6)	
<b>학교급</b>																								
중학교	-	-	-	-	-	-	20,621	81.2 (0.4)		20,731	79.2 (0.4)		20,933	80.1 (0.4)		19,956	80.4 (0.4)		19,550	81.4 (0.4)		19,283	80.9 (0.3)	
고등학교	-	-	-	-	-	-	18,845	79.2 (0.4)		18,547	79.5 (0.4)		18,679	80.4 (0.5)		18,435	80.6 (0.5)		18,323	80.3 (0.4)		18,938	79.1 (0.4)	
일반계고	-	-	-	-	-	-	13,278	80.9 (0.5)		14,247	81.1 (0.4)		14,278	81.7 (0.5)		14,042	81.8 (0.6)		13,946	81.4 (0.4)		14,458	80.3 (0.4)	
특성화계고	-	-	-	-	-	-	5,567	74.6 (0.6)		4,300	75.0 (0.9)		4,401	76.6 (0.8)		4,393	76.8 (0.9)		4,377	76.5 (0.9)		4,480	75.1 (0.7)	

※어제 하루 동안 치솔질을 한 횟수가 총 3회 이상인 사람의 분율



(계속: 1일 3회 이상 치솔질 실천율)

(단위: %)

구 분	'05			'06			'07			'08			'09			'10			'11			'12		
	N	분	일(표준오차)	N	분	일(표준오차)	N	분	일(표준오차)	N	분	일(표준오차)	N	분	일(표준오차)	N	분	일(표준오차)	N	분	일(표준오차)	N	분	일(표준오차)
<b>지 역</b>																								
서울	-	-	-	-	-	-	4,403	79.2	(0.8)	4,122	77.9	(0.6)	4,224	77.7	(0.7)	4,018	78.5	(0.9)	5,428	77.9	(0.7)	5,266	78.7	(0.6)
부산	-	-	-	-	-	-	2,903	83.3	(1.0)	2,793	82.7	(1.0)	2,748	79.9	(0.8)	2,804	81.2	(0.8)	2,781	81.2	(0.8)	2,807	79.7	(0.9)
대구	-	-	-	-	-	-	2,626	81.5	(0.8)	2,618	78.5	(1.1)	2,682	80.4	(1.2)	2,650	80.9	(0.8)	2,391	80.0	(0.9)	2,624	79.6	(0.8)
인천	-	-	-	-	-	-	2,576	78.4	(1.1)	2,830	78.8	(0.8)	2,792	78.5	(0.9)	2,566	76.9	(0.8)	2,183	79.1	(1.4)	2,237	80.0	(1.0)
광주	-	-	-	-	-	-	2,193	81.1	(0.8)	2,183	80.4	(0.9)	2,253	81.2	(1.4)	2,149	82.1	(1.6)	1,714	82.9	(0.9)	1,689	80.9	(1.3)
대전	-	-	-	-	-	-	2,262	80.5	(0.8)	2,088	81.8	(0.9)	2,230	79.7	(1.2)	2,110	82.1	(1.0)	1,554	81.0	(1.3)	1,694	80.2	(1.2)
울산	-	-	-	-	-	-	1,949	83.0	(0.7)	1,994	82.6	(0.7)	2,098	83.4	(0.7)	2,170	83.1	(0.9)	1,453	84.0	(1.2)	1,329	82.1	(1.1)
경기	-	-	-	-	-	-	4,572	80.5	(0.6)	4,928	81.1	(0.6)	5,071	82.9	(0.7)	4,825	82.5	(0.8)	7,226	83.8	(0.5)	7,677	82.1	(0.5)
강원	-	-	-	-	-	-	1,708	79.4	(1.1)	1,927	73.5	(1.9)	1,885	78.3	(1.3)	1,771	75.8	(1.4)	1,360	75.6	(2.0)	1,235	77.5	(1.5)
충북	-	-	-	-	-	-	1,965	79.1	(1.5)	2,006	77.0	(1.1)	2,008	80.8	(1.0)	1,861	77.6	(1.1)	1,396	80.4	(1.6)	1,493	78.1	(1.1)
충남	-	-	-	-	-	-	1,960	80.1	(1.2)	1,981	77.0	(1.2)	1,963	79.3	(1.8)	1,975	83.0	(1.2)	1,792	80.7	(1.2)	1,680	79.9	(1.1)
전북	-	-	-	-	-	-	1,907	77.9	(1.4)	1,997	76.4	(1.1)	1,983	78.9	(1.8)	2,005	78.0	(1.2)	1,638	80.3	(1.1)	1,470	79.9	(1.5)
전남	-	-	-	-	-	-	1,856	81.4	(1.1)	1,810	78.9	(1.1)	1,734	80.8	(1.7)	1,752	79.5	(2.7)	1,623	83.0	(1.4)	1,436	80.1	(1.7)
경북	-	-	-	-	-	-	2,616	78.9	(1.2)	2,272	78.9	(1.3)	2,182	79.0	(1.6)	2,136	82.5	(1.6)	2,010	80.4	(1.5)	2,034	78.9	(1.6)
경남	-	-	-	-	-	-	2,688	81.7	(0.8)	2,352	80.8	(1.3)	2,426	81.4	(1.1)	2,318	80.9	(1.1)	2,419	80.8	(1.0)	2,570	79.0	(1.4)
제주	-	-	-	-	-	-	1,282	75.1	(0.7)	1,377	70.8	(1.1)	1,333	74.5	(1.7)	1,281	74.6	(1.8)	905	73.8	(1.5)	980	70.1	(1.1)
 <b>여학생</b>																								
전 체	-	-	-	-	-	-	35,232	85.8	(0.3)	35,960	85.8	(0.3)	35,454	86.5	(0.3)	34,847	87.7	(0.3)	37,770	87.7	(0.2)	35,965	87.3	(0.2)
<b>학 년</b>																								
중1	-	-	-	-	-	-	5,933	84.7	(0.6)	6,144	84.6	(0.6)	5,781	86.2	(0.6)	5,949	87.3	(0.6)	6,180	86.7	(0.5)	5,998	86.5	(0.5)
중2	-	-	-	-	-	-	6,039	84.4	(0.5)	6,118	85.3	(0.5)	5,903	85.3	(0.6)	5,879	86.5	(0.5)	6,490	86.8	(0.4)	5,990	86.2	(0.5)
중3	-	-	-	-	-	-	6,227	85.8	(0.6)	5,950	85.1	(0.6)	5,792	86.6	(0.5)	5,786	89.0	(0.5)	6,254	88.3	(0.5)	6,026	87.1	(0.6)
고1	-	-	-	-	-	-	6,207	85.2	(0.8)	6,046	85.9	(0.7)	5,587	85.3	(0.7)	5,792	87.2	(0.6)	6,183	86.8	(0.5)	5,845	87.4	(0.6)
고2	-	-	-	-	-	-	5,397	86.4	(0.7)	6,308	86.5	(0.6)	6,323	86.7	(0.6)	5,851	87.9	(0.6)	6,554	87.9	(0.5)	6,094	87.7	(0.5)
고3	-	-	-	-	-	-	5,429	88.4	(0.6)	5,394	87.8	(0.6)	6,068	88.8	(0.6)	5,590	88.5	(0.5)	6,109	89.5	(0.5)	6,012	88.6	(0.5)
<b>학교급</b>																								
중학교	-	-	-	-	-	-	18,199	85.0	(0.3)	18,212	85.0	(0.3)	17,476	86.0	(0.3)	17,614	87.6	(0.3)	18,924	87.3	(0.3)	18,014	86.6	(0.3)
고등학교	-	-	-	-	-	-	17,033	86.6	(0.4)	17,748	86.7	(0.4)	17,978	86.9	(0.4)	17,233	87.9	(0.4)	18,846	88.1	(0.3)	17,951	87.9	(0.4)
일 반 계 고	-	-	-	-	-	-	11,773	88.2	(0.4)	12,561	88.3	(0.4)	13,102	88.3	(0.5)	12,803	89.1	(0.4)	13,332	89.3	(0.4)	13,985	89.2	(0.4)
특성화계고	-	-	-	-	-	-	5,260	82.1	(0.7)	5,187	81.7	(0.7)	4,876	82.6	(0.7)	4,430	83.7	(0.7)	5,514	83.9	(0.6)	3,966	83.4	(0.7)
<b>지 역</b>																								
서울	-	-	-	-	-	-	3,999	84.3	(0.6)	3,955	82.9	(0.6)	3,983	82.7	(0.7)	3,830	85.3	(0.7)	5,927	84.1	(0.6)	6,107	85.1	(0.5)
부산	-	-	-	-	-	-	2,627	85.8	(0.9)	2,708	85.9	(0.9)	2,720	87.2	(0.7)	2,499	88.1	(0.9)	2,376	89.4	(0.7)	2,132	86.5	(1.2)
대구	-	-	-	-	-	-	2,537	85.7	(0.7)	2,435	86.8	(0.9)	2,381	87.7	(0.8)	2,380	87.1	(0.9)	2,048	88.2	(0.8)	1,688	89.3	(0.9)
인천	-	-	-	-	-	-	2,546	82.7	(0.6)	2,410	84.3	(1.0)	2,334	86.2	(0.8)	2,442	86.7	(0.7)	2,333	86.4	(0.9)	2,065	88.1	(1.1)
광주	-	-	-	-	-	-	1,883	84.8	(1.0)	1,828	87.0	(0.9)	1,857	88.1	(1.0)	1,875	89.0	(1.4)	1,595	88.7	(1.1)	1,460	89.5	(0.9)
대전	-	-	-	-	-	-	1,608	88.2	(0.8)	1,923	87.0	(0.8)	1,718	87.5	(1.0)	1,764	91.3	(0.9)	1,449	88.4	(1.0)	1,281	85.9	(1.0)
울산	-	-	-	-	-	-	1,774	88.5	(0.9)	1,671	86.8	(0.9)	1,537	90.1	(1.1)	1,308	87.7	(1.5)	1,460	89.8	(0.7)	1,189	86.7	(1.8)
경기	-	-	-	-	-	-	4,189	86.7	(0.7)	4,404	87.6	(0.6)	4,359	87.2	(0.6)	4,219	88.6	(0.5)	7,201	88.6	(0.4)	7,981	88.2	(0.4)
강원	-	-	-	-	-	-	1,644	85.4	(1.2)	1,593	82.3	(1.6)	1,668	84.9	(1.7)	1,676	86.0	(1.2)	1,362	86.9	(1.3)	1,251	84.3	(1.4)
충북	-	-	-	-	-	-	1,636	85.0	(1.5)	1,651	85.2	(1.1)	1,628	85.5	(1.1)	1,639	87.5	(0.9)	1,577	87.9	(0.9)	1,260	86.5	(1.9)
충남	-	-	-	-	-	-	1,780	85.3	(1.3)	1,929	87.1	(0.9)	1,889	87.8	(1.5)	1,894	89.6	(1.0)	1,665	89.4	(0.9)	1,584	89.1	(1.1)
전북	-	-	-	-	-	-	1,641	83.4	(1.8)	1,760	83.7	(1.5)	1,816	87.6	(0.8)	1,773	85.8	(1.7)	1,744	88.6	(1.0)	1,663	86.9	(1.1)
전남	-	-	-	-	-	-	1,805	87.9	(1.1)	1,771	85.5	(1.1)	1,647	88.9	(0.7)	1,629	87.8	(1.0)	1,811	90.1	(1.3)	1,470	90.4	(1.0)
경북	-	-	-	-	-	-	1,881	87.4	(1.2)	2,317	86.7	(1.0)	2,407	87.1	(1.2)	2,379	89.4	(1.0)	2,018	87.3	(1.0)	1,721	86.9	(1.7)
경남	-	-	-	-	-	-	2,326	88.1	(0.8)	2,497	88.8	(0.9)	2,507	89.3	(0.8)	2,492	90.0	(0.9)	2,314	89.4	(0.9)	2,350	88.1	(0.9)
제주	-	-	-	-	-	-	1,356	79.4	(1.5)	1,108	82.5	(1.2)	1,003	80.4	(1.3)	1,048	84.8	(1.2)	890	83.6	(1.3)	763	82.5	(1.7)

제3부

구강보건



결과표78. 연간 구강진료 경험률

(단위: %)

구 분	'05		'06		'07		'08		'09		'10		'11		'12	
	N	분율(표준오차)	N	분율(표준오차)	N	분율(표준오차)	N	분율(표준오차)	N	분율(표준오차)	N	분율(표준오차)	N	분율(표준오차)	N	분율(표준오차)
<b>전 체</b>																
전 체	58,224	53.7 (0.5)	71,402	59.2 (0.4)	74,698	61.1 (0.4)	75,238	56.9 (0.4)	75,066	64.6 (0.3)	73,238	64.9 (0.3)	75,643	66.8 (0.3)	74,186	64.7 (0.3)
<b>학 년</b>																
중1	12,167	57.8 (0.7)	12,876	69.4 (0.7)	13,035	72.0 (0.7)	13,037	69.9 (0.9)	12,714	79.2 (0.5)	12,468	78.0 (0.6)	12,728	82.9 (0.5)	12,362	77.2 (0.6)
중2	11,998	55.5 (0.8)	12,383	58.0 (0.8)	12,849	62.5 (0.8)	13,056	54.1 (0.7)	12,868	62.8 (0.7)	12,499	63.8 (0.6)	12,903	65.8 (0.5)	12,384	69.4 (0.5)
중3	11,384	54.3 (0.8)	12,159	58.2 (0.9)	12,936	57.3 (0.8)	12,850	51.8 (0.7)	12,827	56.4 (0.7)	12,603	57.2 (0.7)	12,843	58.6 (0.5)	12,551	57.6 (0.5)
고1	11,469	51.1 (0.6)	11,624	65.9 (0.8)	12,809	65.4 (0.7)	12,720	63.4 (0.8)	12,477	76.9 (0.6)	12,021	76.6 (0.6)	12,569	79.6 (0.5)	12,451	68.0 (0.8)
고2	11,206	48.6 (0.7)	11,450	51.4 (0.7)	11,596	56.2 (0.8)	12,375	52.0 (0.7)	12,427	59.7 (0.6)	12,124	60.8 (0.6)	12,508	60.8 (0.6)	12,315	64.2 (0.6)
고3	-	-	10,910	50.4 (0.9)	11,473	51.1 (0.8)	11,200	48.7 (0.8)	11,753	52.0 (0.6)	11,523	52.9 (0.7)	12,092	53.5 (0.6)	12,123	53.1 (0.6)
<b>학교급</b>																
중학교	35,549	56.0 (0.7)	37,418	61.9 (0.6)	38,820	63.9 (0.6)	38,943	58.6 (0.5)	38,409	66.0 (0.4)	37,570	66.2 (0.5)	38,474	68.8 (0.4)	37,297	67.8 (0.4)
고등학교	22,675	49.9 (0.6)	33,984	56.0 (0.5)	35,878	57.9 (0.6)	36,295	55.1 (0.5)	36,657	63.1 (0.4)	35,668	63.5 (0.4)	37,169	64.8 (0.4)	36,889	61.8 (0.4)
일반계고	15,801	52.0 (0.7)	23,505	58.0 (0.6)	25,051	59.9 (0.7)	26,808	58.3 (0.6)	27,380	65.4 (0.5)	26,845	66.2 (0.5)	27,278	67.1 (0.5)	28,443	63.6 (0.4)
특성화계고	6,874	44.3 (0.8)	10,479	51.0 (1.0)	10,827	52.5 (1.0)	9,487	45.8 (0.8)	9,277	55.9 (0.9)	8,823	55.1 (0.6)	9,891	57.2 (0.7)	8,446	55.7 (0.9)
<b>지 역</b>																
서울	6,604	51.9 (0.7)	7,855	57.0 (0.9)	8,402	59.5 (1.0)	8,077	59.6 (0.9)	8,207	65.2 (0.8)	7,848	67.2 (0.7)	11,355	71.5 (0.7)	11,373	68.4 (0.8)
부산	4,296	48.3 (1.1)	5,194	55.0 (1.1)	5,530	57.1 (1.2)	5,501	53.8 (1.0)	5,468	60.4 (1.0)	5,303	65.3 (0.9)	5,157	67.3 (1.0)	4,939	64.5 (0.8)
대구	4,109	51.7 (1.0)	4,953	56.0 (1.0)	5,163	54.9 (1.1)	5,053	50.7 (1.0)	5,063	59.7 (0.9)	5,030	59.2 (0.8)	4,439	61.7 (1.1)	4,312	59.1 (1.1)
인천	4,049	58.6 (2.0)	4,879	60.9 (1.5)	5,122	61.4 (1.4)	5,240	54.7 (0.9)	5,126	58.1 (1.0)	5,008	61.4 (0.7)	4,516	61.4 (1.0)	4,302	61.8 (0.9)
광주	3,076	58.9 (1.2)	3,846	62.7 (1.1)	4,076	64.5 (1.1)	4,011	60.3 (1.1)	4,110	71.6 (1.4)	4,024	72.4 (0.8)	3,309	71.4 (1.2)	3,149	72.0 (1.0)
대전	2,958	50.9 (1.5)	3,798	58.6 (1.7)	3,870	60.7 (1.5)	4,011	58.8 (1.3)	3,948	64.5 (1.0)	3,874	66.1 (1.0)	3,003	68.7 (1.0)	2,975	60.6 (1.6)
울산	2,691	53.2 (1.0)	3,561	62.2 (1.1)	3,723	60.7 (0.8)	3,665	58.6 (1.2)	3,635	67.7 (0.8)	3,478	65.9 (1.1)	2,913	68.3 (1.1)	2,518	70.2 (1.3)
경기	6,859	62.4 (1.6)	8,290	66.8 (1.3)	8,761	68.9 (1.3)	9,332	60.7 (1.0)	9,430	66.2 (0.7)	9,044	64.6 (0.9)	14,427	67.3 (0.6)	15,658	64.7 (0.6)
강원	2,635	48.7 (2.0)	3,402	53.9 (1.2)	3,352	53.7 (2.0)	3,520	53.0 (1.2)	3,553	60.5 (1.2)	3,447	59.8 (1.3)	2,722	61.9 (1.5)	2,486	63.5 (1.6)
충북	2,785	43.7 (1.3)	3,424	49.4 (1.1)	3,601	52.6 (1.2)	3,657	48.2 (1.4)	3,636	56.3 (0.9)	3,500	55.5 (0.8)	2,973	57.9 (1.2)	2,753	57.7 (1.3)
충남	2,868	45.4 (1.8)	3,624	55.3 (1.7)	3,740	57.2 (1.5)	3,910	51.6 (1.6)	3,852	59.4 (1.3)	3,869	59.0 (1.5)	3,457	60.6 (1.7)	3,264	63.4 (1.3)
전북	2,858	49.9 (1.5)	3,336	57.2 (1.4)	3,548	56.2 (1.4)	3,757	53.9 (0.9)	3,799	65.4 (1.6)	3,778	64.2 (0.9)	3,382	68.7 (1.2)	3,133	67.8 (1.5)
전남	2,929	52.8 (1.3)	3,564	55.6 (1.6)	3,661	58.9 (1.3)	3,581	54.0 (1.3)	3,381	69.7 (1.2)	3,381	67.4 (0.9)	3,434	66.0 (1.3)	2,906	65.3 (1.2)
경북	3,523	49.2 (1.3)	4,266	55.4 (1.3)	4,497	58.0 (1.6)	4,589	55.0 (1.3)	4,589	61.4 (1.1)	4,515	64.2 (1.1)	4,028	61.9 (1.4)	3,755	63.1 (1.5)
경남	3,947	49.5 (1.0)	4,848	58.0 (1.2)	5,014	62.7 (1.1)	4,849	58.3 (1.6)	4,933	74.2 (1.2)	4,810	71.6 (2.1)	4,733	70.7 (1.2)	4,920	63.1 (1.0)
제주	2,037	56.7 (1.8)	2,562	57.9 (0.9)	2,638	54.8 (1.1)	2,485	47.8 (0.9)	2,336	62.3 (1.0)	2,329	62.3 (1.1)	1,795	63.0 (1.5)	1,743	61.6 (1.5)
<b>남학생</b>																
전 체	29,874	48.8 (0.5)	37,204	55.2 (0.5)	39,466	56.7 (0.5)	39,278	52.8 (0.5)	39,612	61.3 (0.4)	38,391	61.9 (0.4)	37,873	63.4 (0.4)	38,221	62.1 (0.4)
<b>학 년</b>																
중1	6,281	52.6 (0.9)	6,916	65.4 (0.8)	7,102	68.0 (0.9)	6,893	65.9 (1.0)	6,933	75.8 (0.7)	6,519	75.4 (0.8)	6,548	80.2 (0.7)	6,364	74.0 (0.8)
중2	6,118	50.9 (1.0)	6,405	54.5 (1.1)	6,810	58.0 (1.1)	6,938	50.8 (0.8)	6,965	60.0 (0.8)	6,620	60.8 (0.8)	6,413	63.1 (0.7)	6,394	67.4 (0.7)
중3	5,836	49.3 (1.0)	6,299	53.2 (1.1)	6,709	53.2 (1.0)	6,900	47.5 (0.8)	7,035	53.5 (0.9)	6,817	53.7 (0.8)	6,589	56.0 (0.7)	6,525	55.7 (0.8)
고1	5,898	46.2 (0.9)	6,039	62.0 (0.9)	6,602	60.9 (1.2)	6,674	59.3 (1.1)	6,890	73.4 (0.9)	6,229	73.8 (0.9)	6,386	76.6 (0.7)	6,606	65.8 (1.1)
고2	5,741	44.0 (0.8)	6,005	47.3 (0.9)	6,199	52.3 (1.1)	6,067	47.7 (0.9)	6,104	56.0 (1.0)	6,273	58.2 (0.8)	5,954	57.2 (0.9)	6,221	61.6 (0.9)
고3	-	-	5,540	46.8 (1.1)	6,044	45.7 (1.2)	5,806	44.2 (1.0)	5,685	48.6 (0.9)	5,933	49.5 (0.8)	5,983	47.8 (0.7)	6,111	49.4 (0.8)
<b>학교급</b>																
중학교	18,235	51.0 (0.8)	19,620	57.7 (0.7)	20,621	59.7 (0.7)	20,731	54.7 (0.6)	20,933	62.9 (0.5)	19,956	63.1 (0.5)	19,550	66.2 (0.5)	19,283	65.5 (0.5)
고등학교	11,639	45.1 (0.6)	17,584	52.2 (0.7)	18,845	53.3 (0.7)	18,547	50.8 (0.7)	18,679	59.6 (0.6)	18,435	60.7 (0.5)	18,323	60.7 (0.6)	18,938	58.9 (0.6)
일반계고	8,177	47.2 (0.8)	12,186	54.1 (0.8)	13,278	55.3 (0.9)	14,247	54.5 (0.8)	14,278	62.3 (0.7)	14,042	63.2 (0.6)	13,946	63.3 (0.6)	14,458	61.1 (0.6)
특성화계고	3,462	39.9 (1.1)	5,398	47.5 (1.1)	5,567	48.1 (1.3)	4,300	40.5 (0.9)	4,401	51.6 (0.9)	4,393	52.9 (1.0)	4,377	52.5 (1.0)	4,480	52.0 (1.1)


※최근 12개월 동안 1회 이상 치과진료(치과, 보건소에서의 구강검진 포함)를 받은 적이 있는 사람의 분율

※'09, '10년 설문문항 변경으로 '05~'08년 결과와 '09, '10년 이후 결과는 연도비교 시 주의



(계속: 연간 구강진료 경험률)

(단위: %)

구 분	'05		'06		'07		'08		'09		'10		'11		'12	
	N	분율(표준오차)	N	분율(표준오차)	N	분율(표준오차)	N	분율(표준오차)	N	분율(표준오차)	N	분율(표준오차)	N	분율(표준오차)	N	분율(표준오차)
<b>지 역</b>																
서울	3,401	46.9 (0.9)	4,008	52.7 (1.1)	4,403	55.1 (1.2)	4,122	55.9 (1.3)	4,224	62.3 (1.1)	4,018	64.4 (0.9)	5,428	68.4 (0.9)	5,266	65.1 (1.1)
부산	2,218	44.1 (1.1)	2,895	51.7 (1.1)	2,903	52.9 (1.5)	2,793	49.8 (1.3)	2,748	57.7 (1.1)	2,804	62.0 (1.1)	2,781	63.4 (1.3)	2,807	62.5 (1.2)
대구	2,129	47.2 (1.1)	2,647	52.2 (1.2)	2,626	49.3 (1.2)	2,618	47.0 (1.3)	2,682	56.8 (1.3)	2,650	56.1 (1.3)	2,391	58.6 (1.5)	2,624	55.2 (1.6)
인천	2,101	54.6 (2.8)	2,481	57.0 (1.9)	2,576	57.7 (1.7)	2,830	50.6 (1.1)	2,792	54.8 (1.4)	2,566	59.5 (1.2)	2,183	57.9 (1.4)	2,237	59.6 (1.3)
광주	1,612	53.9 (1.4)	2,095	58.7 (1.3)	2,193	60.4 (1.5)	2,183	56.8 (1.7)	2,253	66.7 (2.4)	2,149	69.5 (1.9)	1,714	70.0 (1.2)	1,689	70.7 (1.5)
대전	1,649	45.1 (1.6)	2,221	54.3 (1.8)	2,262	55.5 (1.5)	2,088	54.9 (1.6)	2,230	60.6 (1.6)	2,110	64.0 (1.6)	1,554	66.1 (1.2)	1,694	58.7 (2.0)
울산	1,379	49.1 (1.3)	1,786	58.8 (1.1)	1,949	57.0 (1.3)	1,994	54.7 (1.4)	2,098	65.0 (1.2)	2,170	63.3 (1.1)	1,453	65.1 (1.6)	1,329	68.4 (1.9)
경기	3,405	57.1 (1.7)	4,080	63.4 (1.5)	4,572	64.9 (1.6)	4,928	56.6 (1.3)	5,071	63.3 (0.9)	4,825	61.5 (1.0)	7,226	63.4 (0.9)	7,677	61.6 (0.8)
강원	1,318	44.1 (1.5)	1,726	49.9 (1.6)	1,708	47.9 (2.3)	1,927	50.8 (1.9)	1,885	56.7 (1.3)	1,771	57.7 (1.7)	1,360	58.8 (2.1)	1,235	62.3 (3.1)
충북	1,501	39.5 (1.8)	1,788	44.4 (1.2)	1,965	48.2 (1.4)	2,006	42.4 (1.2)	2,008	52.1 (1.2)	1,861	52.6 (1.6)	1,396	52.4 (1.7)	1,493	57.0 (1.8)
충남	1,511	39.7 (2.3)	1,827	47.8 (1.6)	1,960	52.7 (2.3)	1,981	46.8 (1.3)	1,963	54.7 (1.9)	1,975	57.0 (1.3)	1,792	55.5 (2.2)	1,680	61.9 (1.6)
전북	1,448	46.1 (1.2)	1,727	52.2 (1.7)	1,907	50.0 (1.3)	1,997	50.6 (1.8)	1,983	61.4 (1.7)	2,005	61.5 (1.2)	1,638	64.4 (1.0)	1,470	64.2 (2.3)
전남	1,383	47.9 (1.6)	1,764	54.1 (1.8)	1,856	54.5 (1.6)	1,810	49.1 (1.9)	1,734	67.4 (2.0)	1,752	64.7 (1.5)	1,623	64.9 (1.7)	1,436	63.8 (1.6)
경북	1,848	43.0 (1.3)	2,301	51.3 (1.0)	2,616	53.8 (1.9)	2,272	50.7 (1.6)	2,182	58.1 (1.3)	2,136	61.3 (1.5)	2,010	58.6 (1.6)	2,034	59.9 (1.8)
경남	1,909	45.9 (1.7)	2,538	54.3 (2.2)	2,688	60.2 (1.4)	2,352	53.7 (2.2)	2,426	70.2 (1.5)	2,318	65.7 (1.9)	2,419	67.6 (1.6)	2,570	61.4 (1.3)
제주	1,062	50.3 (1.6)	1,320	53.3 (1.0)	1,282	50.8 (1.5)	1,377	42.8 (1.2)	1,333	59.3 (0.9)	1,281	60.6 (1.1)	905	61.3 (1.9)	980	57.0 (1.6)
 <b>여학생</b>																
전 체	28,350	59.2 (0.6)	34,198	63.7 (0.5)	35,232	66.0 (0.5)	35,960	61.5 (0.4)	35,454	68.2 (0.4)	34,847	68.2 (0.5)	37,770	70.6 (0.3)	35,965	67.6 (0.4)
<b>학 년</b>																
중1	5,886	63.7 (1.0)	5,960	74.1 (0.9)	5,933	76.6 (0.9)	6,144	74.5 (1.0)	5,781	83.0 (0.6)	5,949	80.8 (0.8)	6,180	85.8 (0.6)	5,998	80.7 (0.7)
중2	5,880	60.7 (1.0)	5,978	61.9 (0.9)	6,039	67.6 (0.9)	6,118	57.8 (0.9)	5,903	66.0 (0.9)	5,879	67.2 (0.9)	6,490	68.7 (0.7)	5,990	71.5 (0.7)
중3	5,548	60.0 (1.0)	5,860	63.7 (1.1)	6,227	61.8 (1.0)	5,950	56.9 (0.9)	5,792	59.7 (0.9)	5,786	61.1 (1.1)	6,254	61.6 (0.7)	6,026	59.6 (0.7)
고1	5,571	56.7 (0.9)	5,585	70.2 (1.1)	6,207	70.4 (0.9)	6,046	68.1 (1.0)	5,587	80.9 (0.7)	5,792	79.7 (0.9)	6,183	82.9 (0.7)	5,845	70.5 (1.1)
고2	5,465	53.8 (1.1)	5,445	56.0 (1.1)	5,397	60.6 (1.1)	6,308	56.8 (0.9)	6,323	64.0 (0.9)	5,851	63.9 (0.8)	6,554	64.9 (0.7)	6,094	67.1 (0.8)
고3	-	- -	5,370	54.5 (1.2)	5,429	57.2 (0.9)	5,394	53.6 (0.9)	6,068	55.8 (0.7)	5,590	56.7 (1.0)	6,109	59.9 (0.8)	6,012	57.2 (0.7)
<b>학교급</b>																
중학교	17,314	61.5 (0.8)	17,798	66.5 (0.7)	18,199	68.6 (0.7)	18,212	63.1 (0.7)	17,476	69.5 (0.6)	17,614	69.6 (0.7)	18,924	71.8 (0.5)	18,014	70.3 (0.5)
고등학교	11,036	55.3 (0.8)	16,400	60.4 (0.7)	17,033	63.1 (0.6)	17,748	59.8 (0.6)	17,978	67.0 (0.6)	17,233	66.8 (0.7)	18,846	69.4 (0.5)	17,951	65.0 (0.5)
일 반 계 고	7,624	57.4 (1.0)	11,319	62.3 (0.7)	11,773	65.0 (0.7)	12,561	62.4 (0.7)	13,102	68.8 (0.7)	12,803	69.5 (0.8)	13,332	71.4 (0.6)	13,985	66.5 (0.6)
특성화계고	3,412	49.5 (1.1)	5,081	55.1 (1.4)	5,260	57.7 (1.2)	5,187	52.1 (0.8)	4,876	61.0 (0.9)	4,430	57.7 (0.9)	5,514	62.9 (0.9)	3,966	60.0 (1.2)
<b>지 역</b>																
서울	3,203	57.5 (1.1)	3,847	61.7 (1.1)	3,999	64.4 (1.2)	3,955	63.7 (1.2)	3,983	68.4 (1.0)	3,830	70.2 (1.2)	5,927	74.9 (0.7)	6,107	72.1 (0.8)
부산	2,078	53.3 (1.4)	2,299	58.9 (1.6)	2,627	62.1 (1.4)	2,708	58.5 (1.0)	2,720	63.6 (1.4)	2,499	69.1 (1.1)	2,376	71.8 (1.2)	2,132	66.7 (1.3)
대구	1,980	57.5 (1.2)	2,306	60.9 (1.4)	2,537	61.7 (1.3)	2,435	55.2 (1.3)	2,381	63.2 (1.3)	2,380	62.9 (1.1)	2,048	65.3 (1.3)	1,688	63.6 (1.3)
인천	1,948	63.0 (2.5)	2,398	65.3 (2.0)	2,546	65.5 (1.9)	2,410	59.2 (1.3)	2,334	61.7 (1.0)	2,442	63.5 (1.2)	2,333	65.2 (1.3)	2,065	64.3 (1.2)
광주	1,464	64.4 (1.4)	1,751	67.0 (1.1)	1,883	69.0 (1.4)	1,828	64.1 (1.4)	1,857	76.9 (1.2)	1,875	75.5 (1.9)	1,595	72.9 (1.9)	1,460	73.4 (1.5)
대전	1,309	57.3 (1.8)	1,577	63.5 (2.1)	1,608	66.7 (1.5)	1,923	63.2 (1.6)	1,718	68.9 (1.3)	1,764	68.5 (1.5)	1,449	71.6 (1.6)	1,281	62.8 (2.5)
울산	1,312	58.2 (1.5)	1,775	66.3 (1.4)	1,774	65.2 (1.2)	1,671	63.4 (1.1)	1,537	70.9 (0.8)	1,308	69.1 (1.5)	1,460	72.0 (1.1)	1,189	72.2 (2.1)
경기	3,454	68.3 (1.8)	4,210	70.5 (1.3)	4,189	73.4 (1.4)	4,404	65.2 (1.3)	4,359	69.3 (1.0)	4,219	68.1 (1.3)	7,201	71.5 (0.7)	7,981	68.0 (0.7)
강원	1,317	53.6 (2.0)	1,676	58.3 (1.3)	1,644	60.2 (1.1)	1,593	55.3 (1.1)	1,668	64.7 (1.2)	1,676	62.1 (1.6)	1,362	65.2 (1.4)	1,251	64.8 (2.3)
충북	1,284	48.6 (1.7)	1,636	55.2 (1.4)	1,636	57.6 (1.4)	1,651	54.9 (1.8)	1,628	61.0 (1.3)	1,639	58.8 (1.1)	1,577	64.0 (1.8)	1,260	58.4 (2.5)
충남	1,357	51.8 (1.5)	1,797	63.7 (1.9)	1,780	62.3 (1.5)	1,929	57.0 (1.9)	1,889	64.6 (1.4)	1,894	61.3 (2.8)	1,665	66.4 (1.9)	1,584	65.0 (2.0)
전북	1,410	53.9 (2.6)	1,609	62.7 (1.4)	1,641	63.0 (1.3)	1,760	57.5 (1.8)	1,816	69.7 (1.2)	1,773	67.2 (1.1)	1,744	73.4 (1.3)	1,663	71.7 (1.8)
전남	1,546	58.3 (1.6)	1,800	57.1 (2.0)	1,805	63.8 (1.4)	1,771	59.4 (1.6)	1,647	72.2 (1.5)	1,629	70.4 (1.5)	1,811	67.3 (1.6)	1,470	67.0 (1.7)
경북	1,675	56.7 (1.7)	1,965	60.4 (2.4)	1,881	63.1 (1.7)	2,317	60.2 (1.4)	2,407	65.3 (1.2)	2,379	67.7 (1.3)	2,018	65.8 (1.6)	1,721	66.7 (1.6)
경남	2,038	53.4 (1.0)	2,310	62.3 (1.5)	2,326	65.5 (1.5)	2,497	63.7 (1.5)	2,507	79.0 (1.1)	2,492	78.5 (1.9)	2,314	74.2 (1.2)	2,350	65.0 (1.7)
제주	975	63.9 (2.2)	1,242	62.9 (1.1)	1,356	59.3 (0.9)	1,108	53.2 (1.5)	1,003	65.6 (1.4)	1,048	64.2 (1.6)	890	64.8 (1.8)	763	66.5 (2.2)

제3부

구강보건



결과표79. 연간 실란트(치아홈메우기) 경험률

(단위: %)


구 분	'05		'06		'07		'08		'09		'10		'11		'12	
	N	분율(표준오차)	N	분율(표준오차)	N	분율(표준오차)	N	분율(표준오차)	N	분율(표준오차)	N	분율(표준오차)	N	분율(표준오차)	N	분율(표준오차)
<b>전 체</b>																
전 체	58,224	20.6 (0.2)	71,401	25.5 (0.2)	74,698	24.3 (0.3)	75,238	21.5 (0.2)	75,066	24.6 (0.2)	73,238	26.5 (0.2)	75,643	27.0 (0.2)	74,186	25.4 (0.2)
<b>학 년</b>																
중1	12,167	23.8 (0.5)	12,876	29.1 (0.5)	13,035	28.1 (0.5)	13,037	25.6 (0.6)	12,714	27.7 (0.5)	12,468	29.1 (0.6)	12,728	30.5 (0.5)	12,362	29.9 (0.5)
중2	11,998	21.8 (0.5)	12,382	27.4 (0.5)	12,849	25.2 (0.5)	13,056	22.1 (0.4)	12,868	23.9 (0.4)	12,499	25.8 (0.6)	12,903	26.7 (0.4)	12,384	26.6 (0.5)
중3	11,384	20.8 (0.4)	12,159	26.3 (0.5)	12,936	23.9 (0.6)	12,850	22.0 (0.5)	12,827	23.1 (0.5)	12,603	26.1 (0.5)	12,843	25.7 (0.4)	12,551	24.2 (0.4)
고1	11,469	19.1 (0.5)	11,624	25.4 (0.5)	12,809	25.2 (0.5)	12,720	21.3 (0.4)	12,477	27.5 (0.5)	12,021	28.0 (0.5)	12,569	28.4 (0.4)	12,451	24.2 (0.5)
고2	11,206	16.8 (0.4)	11,450	22.6 (0.5)	11,596	22.3 (0.5)	12,375	19.9 (0.5)	12,427	24.1 (0.5)	12,124	26.6 (0.5)	12,508	26.6 (0.4)	12,315	25.7 (0.5)
고3	-	-	10,910	21.3 (0.7)	11,473	20.0 (0.5)	11,200	17.4 (0.4)	11,753	21.1 (0.4)	11,523	23.3 (0.4)	12,092	23.9 (0.5)	12,123	22.5 (0.4)
<b>학교급</b>																
중학교	35,549	22.2 (0.3)	37,417	27.6 (0.3)	38,820	25.7 (0.4)	38,943	23.3 (0.3)	38,409	24.9 (0.3)	37,570	27.0 (0.4)	38,474	27.6 (0.3)	37,297	26.8 (0.3)
고등학교	22,675	18.0 (0.3)	33,984	23.1 (0.3)	35,878	22.6 (0.4)	36,295	19.7 (0.3)	36,657	24.3 (0.3)	35,668	26.0 (0.3)	37,169	26.4 (0.3)	36,889	24.1 (0.3)
일반계고	15,801	18.7 (0.4)	23,505	24.0 (0.4)	25,051	23.2 (0.4)	26,808	20.6 (0.3)	27,380	25.4 (0.4)	26,845	27.3 (0.3)	27,278	27.3 (0.3)	28,443	25.0 (0.3)
특성화계고	6,874	16.2 (0.5)	10,479	21.0 (0.6)	10,827	21.0 (0.5)	9,487	16.8 (0.4)	9,277	20.8 (0.7)	8,823	21.8 (0.5)	9,891	23.2 (0.5)	8,446	21.3 (0.5)
<b>지 역</b>																
서울	6,604	19.6 (0.5)	7,855	23.1 (0.6)	8,402	23.1 (0.5)	8,077	21.0 (0.5)	8,207	23.5 (0.6)	7,848	26.2 (0.5)	11,355	27.0 (0.5)	11,373	25.1 (0.5)
부산	4,296	18.4 (0.7)	5,194	22.6 (0.8)	5,530	22.2 (0.7)	5,501	20.0 (0.6)	5,468	22.0 (0.7)	5,303	25.5 (0.5)	5,157	26.0 (0.7)	4,939	25.0 (0.7)
대구	4,109	17.6 (0.7)	4,953	23.7 (0.8)	5,163	21.0 (0.8)	5,053	19.6 (0.7)	5,063	22.5 (0.6)	5,030	24.2 (0.8)	4,439	25.5 (0.8)	4,312	24.7 (0.7)
인천	4,049	21.2 (0.7)	4,879	25.4 (0.8)	5,122	21.7 (0.8)	5,240	18.6 (0.6)	5,126	20.9 (0.6)	5,008	23.9 (0.7)	4,516	24.0 (0.8)	4,302	23.0 (0.8)
광주	3,076	26.0 (0.9)	3,846	30.8 (0.8)	4,076	30.1 (0.7)	4,011	26.2 (0.8)	4,110	30.8 (0.8)	4,024	32.7 (0.5)	3,309	33.3 (0.7)	3,149	32.0 (1.1)
대전	2,958	18.4 (0.8)	3,798	24.6 (1.1)	3,870	23.6 (1.0)	4,011	21.0 (0.8)	3,948	25.1 (0.7)	3,874	27.1 (0.9)	3,003	28.1 (0.9)	2,975	24.8 (1.0)
울산	2,691	24.8 (0.8)	3,561	30.3 (0.7)	3,723	26.3 (0.7)	3,665	25.1 (0.8)	3,635	27.1 (0.7)	3,478	27.2 (0.9)	2,913	30.1 (1.0)	2,518	28.3 (1.1)
경기	6,859	22.4 (0.8)	8,290	27.5 (0.7)	8,761	26.8 (0.8)	9,332	22.4 (0.6)	9,430	24.7 (0.6)	9,044	25.3 (0.7)	14,427	26.4 (0.5)	15,658	24.7 (0.5)
강원	2,635	21.6 (0.7)	3,402	25.8 (1.1)	3,352	22.3 (1.0)	3,520	19.6 (0.9)	3,553	23.3 (0.9)	3,447	26.3 (1.0)	2,722	25.9 (1.2)	2,486	23.0 (0.9)
충북	2,785	14.8 (1.0)	3,424	19.2 (0.9)	3,601	18.1 (0.6)	3,657	16.2 (0.8)	3,636	20.1 (0.8)	3,500	22.6 (0.8)	2,973	23.6 (0.8)	2,753	23.5 (2.0)
충남	2,868	22.8 (1.4)	3,624	27.0 (1.0)	3,740	24.7 (0.7)	3,910	22.5 (1.5)	3,852	24.3 (0.9)	3,869	26.4 (1.0)	3,457	25.5 (0.7)	3,264	25.9 (0.7)
전북	2,858	20.5 (0.9)	3,336	26.8 (1.2)	3,548	24.5 (1.3)	3,757	21.7 (0.6)	3,799	25.2 (1.2)	3,778	28.2 (1.2)	3,382	29.2 (1.0)	3,133	28.3 (1.0)
전남	2,929	24.0 (1.5)	3,564	28.5 (0.8)	3,661	28.9 (1.0)	3,581	23.8 (0.8)	3,381	28.2 (1.3)	3,381	29.4 (0.9)	3,434	29.6 (0.8)	2,906	26.4 (0.8)
경북	3,523	18.7 (0.6)	4,265	24.3 (0.8)	4,497	23.4 (1.1)	4,589	22.4 (1.0)	4,589	25.6 (1.2)	4,515	27.5 (1.0)	4,028	26.3 (0.7)	3,755	25.9 (1.1)
경남	3,947	19.8 (0.9)	4,848	27.2 (0.8)	5,014	24.3 (0.9)	4,849	23.3 (0.7)	4,933	30.2 (1.0)	4,810	31.4 (1.0)	4,733	29.3 (0.8)	4,920	26.8 (0.8)
제주	2,037	22.4 (0.7)	2,562	24.1 (1.1)	2,638	22.4 (0.9)	2,485	18.7 (0.8)	2,336	24.2 (0.6)	2,329	26.2 (1.2)	1,795	25.2 (0.9)	1,743	25.2 (1.5)
<b>남학생</b>																
전 체	29,874	19.6 (0.3)	37,203	23.6 (0.3)	39,466	22.1 (0.3)	39,278	19.5 (0.2)	39,612	21.5 (0.3)	38,391	23.5 (0.3)	37,873	23.5 (0.3)	38,221	22.1 (0.3)
<b>학 년</b>																
중1	6,281	21.6 (0.6)	6,916	26.2 (0.6)	7,102	25.5 (0.6)	6,893	22.4 (0.6)	6,933	24.1 (0.6)	6,519	25.2 (0.7)	6,548	26.6 (0.6)	6,364	25.7 (0.6)
중2	6,118	19.3 (0.7)	6,404	25.4 (0.8)	6,810	22.3 (0.6)	6,938	19.6 (0.6)	6,965	20.8 (0.6)	6,620	22.4 (0.6)	6,413	23.4 (0.6)	6,394	22.4 (0.5)
중3	5,836	20.1 (0.6)	6,299	23.2 (0.7)	6,709	20.7 (0.7)	6,900	19.2 (0.6)	7,035	19.9 (0.7)	6,817	22.3 (0.7)	6,589	22.4 (0.6)	6,525	21.1 (0.6)
고1	5,898	19.1 (0.7)	6,039	24.6 (0.8)	6,602	23.7 (0.8)	6,674	20.5 (0.6)	6,890	24.1 (0.6)	6,229	25.5 (0.7)	6,386	25.3 (0.5)	6,606	20.8 (0.5)
고2	5,741	17.4 (0.5)	6,005	21.5 (0.6)	6,199	21.1 (0.7)	6,067	18.7 (0.7)	6,104	21.0 (0.6)	6,273	24.3 (0.7)	5,954	23.7 (0.6)	6,221	23.3 (0.6)
고3	-	-	5,540	20.1 (0.8)	6,044	18.4 (0.7)	5,806	16.3 (0.5)	5,685	19.1 (0.6)	5,933	21.2 (0.6)	5,983	19.9 (0.6)	6,111	19.6 (0.5)
<b>학교급</b>																
중학교	18,235	20.4 (0.3)	19,619	24.9 (0.4)	20,621	22.8 (0.4)	20,731	20.4 (0.4)	20,933	21.6 (0.4)	19,956	23.3 (0.4)	19,550	24.1 (0.4)	19,283	23.0 (0.4)
고등학교	11,639	18.3 (0.5)	17,584	22.1 (0.4)	18,845	21.2 (0.5)	18,547	18.6 (0.3)	18,679	21.5 (0.4)	18,435	23.7 (0.4)	18,323	23.0 (0.3)	18,938	21.2 (0.4)
일반계고	8,177	19.2 (0.6)	12,186	23.0 (0.5)	13,278	21.9 (0.6)	14,247	19.8 (0.4)	14,278	22.7 (0.4)	14,042	24.9 (0.4)	13,946	23.9 (0.4)	14,458	21.9 (0.4)
특성화계고	3,462	16.0 (0.6)	5,398	20.0 (0.7)	5,567	19.4 (0.8)	4,300	15.3 (0.6)	4,401	17.8 (0.6)	4,393	20.0 (0.9)	4,377	20.1 (0.8)	4,480	19.0 (0.6)

※ 최근 12개월 동안 실란트(치아홈메우기)를 받은 적이 있는 사람의 분율



(계속: 연간 실란트(치아홈메우기) 경험률)

(단위: %)

구 분	'05		'06		'07		'08		'09		'10		'11		'12	
	N	분율(표준오차)	N	분율(표준오차)	N	분율(표준오차)	N	분율(표준오차)	N	분율(표준오차)	N	분율(표준오차)	N	분율(표준오차)	N	분율(표준오차)
<b>지 역</b>																
서울	3,401	18.2 (0.6)	4,008	21.5 (0.8)	4,403	20.7 (0.7)	4,122	19.3 (0.7)	4,224	20.4 (0.7)	4,018	23.4 (0.7)	5,428	23.3 (0.6)	5,266	22.0 (0.6)
부산	2,218	18.8 (1.0)	2,895	21.5 (0.8)	2,903	20.5 (0.8)	2,793	18.5 (0.9)	2,748	18.6 (0.8)	2,804	22.2 (0.7)	2,781	21.9 (0.8)	2,807	22.1 (0.9)
대구	2,129	17.5 (0.9)	2,647	22.0 (0.9)	2,626	19.3 (1.1)	2,618	18.3 (1.0)	2,682	20.5 (1.0)	2,650	21.2 (1.0)	2,391	23.2 (1.1)	2,624	20.8 (1.2)
인천	2,101	20.8 (1.0)	2,481	23.8 (1.0)	2,576	19.6 (1.0)	2,830	17.4 (0.8)	2,792	18.1 (0.8)	2,566	20.8 (0.7)	2,183	21.2 (0.9)	2,237	19.7 (0.8)
광주	1,612	24.1 (1.1)	2,095	29.3 (1.0)	2,193	27.0 (0.9)	2,183	24.3 (1.0)	2,253	27.6 (0.7)	2,149	29.7 (1.0)	1,714	29.6 (0.9)	1,689	28.5 (1.2)
대전	1,649	17.3 (0.9)	2,221	21.8 (1.2)	2,262	21.0 (0.9)	2,088	19.2 (1.0)	2,230	21.5 (0.8)	2,110	24.9 (1.2)	1,554	25.8 (0.9)	1,694	22.2 (1.4)
울산	1,379	25.2 (1.1)	1,786	27.5 (0.9)	1,949	23.6 (1.2)	1,994	24.2 (0.9)	2,098	24.5 (0.8)	2,170	25.1 (0.8)	1,453	26.4 (1.3)	1,329	24.7 (1.4)
경기	3,405	20.7 (0.8)	4,080	25.6 (0.8)	4,572	24.2 (0.9)	4,928	19.7 (0.6)	5,071	22.0 (0.7)	4,825	21.7 (0.6)	7,226	22.8 (0.6)	7,677	21.2 (0.6)
강원	1,318	20.5 (1.0)	1,726	23.9 (1.4)	1,708	19.3 (0.9)	1,927	17.9 (0.9)	1,885	19.7 (1.1)	1,771	23.6 (1.3)	1,360	22.5 (1.7)	1,235	19.8 (0.8)
충북	1,501	16.1 (1.0)	1,788	17.2 (1.0)	1,965	17.1 (0.9)	2,006	14.3 (1.0)	2,008	17.7 (1.6)	1,861	20.8 (0.6)	1,396	19.5 (1.0)	1,493	18.6 (1.7)
충남	1,511	21.3 (1.1)	1,827	23.9 (1.1)	1,960	22.1 (1.2)	1,981	19.3 (1.1)	1,963	21.2 (1.1)	1,975	24.4 (1.1)	1,792	20.9 (1.0)	1,680	23.9 (1.0)
전북	1,448	18.8 (1.1)	1,727	25.3 (1.3)	1,907	22.4 (1.4)	1,997	20.0 (1.1)	1,983	20.8 (1.1)	2,005	25.1 (1.2)	1,638	25.4 (1.1)	1,470	25.3 (1.2)
전남	1,383	22.2 (1.5)	1,764	26.1 (1.0)	1,856	27.5 (1.1)	1,810	20.2 (0.8)	1,734	24.9 (1.4)	1,752	26.8 (1.1)	1,623	27.4 (1.2)	1,436	23.4 (1.5)
경북	1,848	18.1 (0.8)	2,300	22.8 (0.8)	2,616	21.6 (1.4)	2,272	19.9 (1.1)	2,182	21.6 (0.8)	2,136	24.5 (1.6)	2,010	23.7 (1.0)	2,034	22.5 (1.0)
경남	1,909	18.5 (1.1)	2,538	24.9 (1.2)	2,688	23.1 (1.1)	2,352	22.3 (0.7)	2,426	26.8 (1.1)	2,318	28.2 (1.2)	2,419	26.1 (1.0)	2,570	23.1 (0.9)
제주	1,062	22.1 (0.9)	1,320	21.9 (1.2)	1,282	21.3 (1.5)	1,377	16.7 (1.0)	1,333	20.3 (1.2)	1,281	23.2 (1.0)	905	23.2 (1.3)	980	20.7 (1.3)
 <b>여학생</b>																
전 체	28,350	21.8 (0.4)	34,198	27.7 (0.4)	35,232	26.8 (0.4)	35,960	23.8 (0.4)	35,454	28.1 (0.3)	34,847	29.8 (0.4)	37,770	30.8 (0.3)	35,965	29.2 (0.3)
<b>학 년</b>																
중1	5,886	26.2 (0.8)	5,960	32.3 (0.8)	5,933	31.1 (0.8)	6,144	29.3 (0.8)	5,781	31.6 (0.9)	5,949	33.3 (0.9)	6,180	34.8 (0.7)	5,998	34.5 (0.7)
중2	5,880	24.6 (0.7)	5,978	29.6 (0.7)	6,039	28.6 (0.8)	6,118	25.0 (0.6)	5,903	27.5 (0.6)	5,879	29.6 (1.0)	6,490	30.3 (0.6)	5,990	31.2 (0.7)
중3	5,548	21.5 (0.7)	5,860	29.8 (0.7)	6,227	27.5 (0.8)	5,950	25.2 (0.8)	5,792	26.9 (0.7)	5,786	30.4 (0.8)	6,254	29.3 (0.6)	6,026	27.5 (0.6)
고1	5,571	19.1 (0.6)	5,585	26.2 (0.7)	6,207	26.9 (0.7)	6,046	22.3 (0.6)	5,587	31.3 (0.8)	5,792	30.7 (0.7)	6,183	31.9 (0.7)	5,845	28.1 (0.7)
고2	5,465	16.2 (0.6)	5,445	24.0 (0.8)	5,397	23.6 (0.9)	6,308	21.3 (0.6)	6,323	27.6 (0.8)	5,851	29.2 (0.7)	6,554	29.9 (0.6)	6,094	28.3 (0.7)
고3	-	-	5,370	22.5 (1.0)	5,429	21.9 (0.8)	5,394	18.6 (0.6)	6,068	23.4 (0.6)	5,590	25.7 (0.7)	6,109	28.5 (0.6)	6,012	25.7 (0.6)
<b>학교급</b>																
중학교	17,314	24.2 (0.5)	17,798	30.6 (0.5)	18,199	29.1 (0.6)	18,212	26.5 (0.5)	17,476	28.6 (0.4)	17,614	31.1 (0.7)	18,924	31.4 (0.4)	18,014	31.0 (0.4)
고등학교	11,036	17.7 (0.5)	16,400	24.3 (0.5)	17,033	24.2 (0.5)	17,748	20.8 (0.4)	17,978	27.5 (0.5)	17,233	28.6 (0.4)	18,846	30.2 (0.4)	17,951	27.4 (0.4)
일 반 계 고	7,624	18.2 (0.6)	11,319	25.1 (0.6)	11,773	24.7 (0.6)	12,561	21.6 (0.5)	13,102	28.4 (0.5)	12,803	29.9 (0.5)	13,332	31.1 (0.5)	13,985	28.4 (0.4)
특성화계고	3,412	16.4 (0.8)	5,081	22.1 (1.0)	5,260	22.9 (0.8)	5,187	18.5 (0.7)	4,876	24.3 (1.1)	4,430	24.0 (0.6)	5,514	26.8 (0.6)	3,966	23.9 (0.8)
<b>지 역</b>																
서울	3,203	21.1 (0.8)	3,847	24.9 (0.9)	3,999	25.9 (0.8)	3,955	22.9 (0.8)	3,983	27.0 (0.8)	3,830	29.3 (0.8)	5,927	31.1 (0.6)	6,107	28.6 (0.6)
부산	2,078	17.8 (0.9)	2,299	23.8 (1.3)	2,627	24.2 (0.8)	2,708	21.8 (0.9)	2,720	26.0 (0.8)	2,499	29.4 (0.6)	2,376	30.7 (1.0)	2,132	28.2 (0.9)
대구	1,980	17.7 (0.9)	2,306	25.8 (1.0)	2,537	23.0 (1.1)	2,435	21.1 (1.0)	2,381	24.9 (0.6)	2,380	27.9 (1.2)	2,048	28.1 (0.9)	1,688	29.3 (1.1)
인천	1,948	21.6 (0.8)	2,398	27.1 (1.2)	2,546	24.0 (0.9)	2,410	20.0 (0.9)	2,334	24.0 (0.8)	2,442	27.3 (1.1)	2,333	27.2 (1.1)	2,065	26.7 (1.2)
광주	1,464	28.1 (1.4)	1,751	32.3 (1.2)	1,883	33.5 (1.2)	1,828	28.4 (1.1)	1,857	34.2 (1.5)	1,875	36.1 (1.4)	1,595	37.4 (1.2)	1,460	35.7 (1.5)
대전	1,309	19.7 (1.3)	1,577	27.8 (1.4)	1,608	26.6 (1.0)	1,923	23.1 (1.1)	1,718	29.2 (1.2)	1,764	29.5 (1.2)	1,449	30.8 (1.3)	1,281	27.6 (1.3)
울산	1,312	24.4 (1.3)	1,775	33.8 (1.0)	1,774	29.5 (1.1)	1,671	26.2 (1.2)	1,537	30.3 (1.2)	1,308	29.7 (1.2)	1,460	34.6 (1.1)	1,189	32.4 (1.5)
경기	3,454	24.3 (1.2)	4,210	29.7 (0.9)	4,189	29.7 (1.2)	4,404	25.3 (1.0)	4,359	27.6 (0.8)	4,219	29.2 (1.2)	7,201	30.4 (0.7)	7,981	28.6 (0.6)
강원	1,317	22.7 (1.0)	1,676	28.0 (1.3)	1,644	25.6 (1.0)	1,593	21.5 (1.4)	1,668	27.3 (1.1)	1,676	29.4 (1.5)	1,362	29.7 (1.8)	1,251	26.5 (1.8)
충북	1,284	13.3 (1.2)	1,636	21.4 (1.1)	1,636	19.3 (0.9)	1,651	18.3 (1.3)	1,628	23.0 (1.1)	1,639	24.6 (1.4)	1,577	28.2 (1.5)	1,260	29.0 (2.8)
충남	1,357	24.6 (1.9)	1,797	30.4 (1.8)	1,780	27.7 (1.3)	1,929	26.2 (2.3)	1,889	27.8 (1.0)	1,894	28.6 (1.9)	1,665	30.5 (1.3)	1,584	28.2 (0.9)
전북	1,410	22.4 (1.1)	1,609	28.3 (1.7)	1,641	26.9 (1.8)	1,760	23.5 (1.1)	1,816	29.9 (1.2)	1,773	31.6 (1.5)	1,744	33.4 (1.0)	1,663	31.6 (1.4)
전남	1,546	26.0 (2.3)	1,800	31.2 (2.0)	1,805	30.4 (1.4)	1,771	27.7 (0.9)	1,647	31.9 (2.2)	1,629	32.3 (1.3)	1,811	32.0 (1.4)	1,470	29.7 (1.3)
경북	1,675	19.4 (1.0)	1,965	26.2 (1.4)	1,881	25.5 (1.2)	2,317	25.5 (1.1)	2,407	30.3 (1.5)	2,379	30.9 (1.0)	2,018	29.3 (1.0)	1,721	29.9 (1.7)
경남	2,038	21.3 (1.0)	2,310	30.0 (1.2)	2,326	25.6 (1.3)	2,497	24.4 (1.1)	2,507	34.1 (1.2)	2,492	35.2 (1.4)	2,314	32.9 (0.9)	2,350	31.1 (1.1)
제주	975	22.8 (1.0)	1,242	26.6 (1.7)	1,356	23.6 (1.1)	1,108	21.0 (1.5)	1,003	28.4 (0.8)	1,048	29.5 (1.5)	890	27.4 (0.8)	763	30.1 (1.8)



결과표80. 연간 불소도포 경험률

(단위: %)


구 분	'05		'06		'07		'08		'09		'10		'11		'12	
	N	분율(표준오차)	N	분율(표준오차)	N	분율(표준오차)	N	분율(표준오차)	N	분율(표준오차)	N	분율(표준오차)	N	분율(표준오차)	N	분율(표준오차)
<b>전 체</b>																
전 체	58,224	12.9 (0.2)	71,398	8.4 (0.2)	74,698	6.5 (0.2)	75,238	6.1 (0.2)	75,066	6.0 (0.1)	73,238	6.5 (0.1)	75,643	7.0 (0.2)	74,186	8.3 (0.3)
<b>학 년</b>																
중1	12,167	20.4 (0.5)	12,875	15.2 (0.5)	13,035	10.5 (0.5)	13,037	10.5 (0.5)	12,714	10.3 (0.4)	12,468	10.5 (0.5)	12,728	12.0 (0.4)	12,362	14.8 (0.7)
중2	11,998	13.2 (0.4)	12,380	8.6 (0.3)	12,849	7.2 (0.4)	13,056	6.5 (0.3)	12,868	6.7 (0.3)	12,499	7.5 (0.3)	12,903	8.4 (0.4)	12,384	9.6 (0.5)
중3	11,384	11.9 (0.4)	12,159	7.6 (0.3)	12,936	5.8 (0.3)	12,850	5.7 (0.3)	12,827	5.6 (0.3)	12,603	6.2 (0.3)	12,843	6.9 (0.3)	12,551	7.5 (0.5)
고1	11,469	9.7 (0.3)	11,624	6.9 (0.3)	12,809	5.5 (0.2)	12,720	5.6 (0.3)	12,477	5.3 (0.3)	12,021	5.6 (0.2)	12,569	6.3 (0.3)	12,451	7.5 (0.4)
고2	11,206	7.7 (0.3)	11,450	5.7 (0.3)	11,596	5.1 (0.3)	12,375	4.1 (0.2)	12,427	4.1 (0.2)	12,124	5.0 (0.3)	12,508	4.3 (0.2)	12,315	6.3 (0.4)
고3	-	-	10,910	5.4 (0.3)	11,473	4.3 (0.3)	11,200	3.8 (0.2)	11,753	3.8 (0.2)	11,523	4.3 (0.2)	12,092	4.3 (0.2)	12,123	4.6 (0.3)
<b>학교급</b>																
중학교	35,549	15.3 (0.3)	37,414	10.5 (0.3)	38,820	7.8 (0.3)	38,943	7.6 (0.3)	38,409	7.5 (0.2)	37,570	8.0 (0.2)	38,474	9.1 (0.3)	37,297	10.5 (0.4)
고등학교	22,675	8.7 (0.2)	33,984	6.0 (0.2)	35,878	5.0 (0.2)	36,295	4.6 (0.1)	36,657	4.4 (0.1)	35,668	5.0 (0.1)	37,169	5.0 (0.2)	36,889	6.1 (0.3)
일반계고	15,801	8.9 (0.3)	23,505	5.8 (0.2)	25,051	5.2 (0.2)	26,808	4.7 (0.2)	27,380	4.5 (0.2)	26,845	5.2 (0.2)	27,278	5.1 (0.2)	28,443	6.4 (0.3)
특성화계고	6,874	8.1 (0.4)	10,479	6.5 (0.5)	10,827	4.6 (0.3)	9,487	4.3 (0.2)	9,277	4.2 (0.2)	8,823	4.1 (0.2)	9,891	4.6 (0.4)	8,446	5.4 (0.5)
<b>지 역</b>																
서울	6,604	14.8 (0.5)	7,855	10.0 (0.4)	8,402	7.5 (0.4)	8,077	7.2 (0.4)	8,207	6.4 (0.3)	7,848	6.9 (0.4)	11,355	7.0 (0.3)	11,373	7.0 (0.3)
부산	4,296	12.6 (0.5)	5,194	7.6 (0.5)	5,530	5.5 (0.3)	5,501	4.7 (0.2)	5,468	4.0 (0.3)	5,303	4.9 (0.3)	5,157	4.8 (0.3)	4,939	5.3 (0.3)
대구	4,109	11.2 (0.5)	4,953	6.3 (0.5)	5,163	4.3 (0.3)	5,053	4.1 (0.3)	5,063	4.2 (0.3)	5,030	4.5 (0.4)	4,439	4.9 (0.3)	4,312	4.3 (0.3)
인천	4,049	13.0 (0.5)	4,878	9.2 (0.6)	5,122	6.2 (0.4)	5,240	6.2 (0.4)	5,126	5.3 (0.3)	5,008	5.3 (0.3)	4,516	5.4 (0.3)	4,302	6.4 (0.7)
광주	3,076	14.1 (0.6)	3,845	8.1 (0.5)	4,076	6.4 (0.4)	4,011	6.2 (0.4)	4,110	6.3 (0.4)	4,024	7.9 (0.4)	3,309	7.3 (0.6)	3,149	6.4 (0.5)
대전	2,958	10.8 (0.6)	3,798	7.1 (0.7)	3,870	5.9 (0.4)	4,011	4.5 (0.4)	3,948	6.3 (0.3)	3,874	5.4 (0.4)	3,003	5.3 (0.5)	2,975	4.7 (0.4)
울산	2,691	12.3 (0.7)	3,561	7.4 (0.7)	3,723	6.6 (0.5)	3,665	5.1 (0.5)	3,635	5.2 (0.4)	3,478	6.1 (0.3)	2,913	7.0 (0.4)	2,518	9.8 (1.0)
경기	6,859	13.4 (0.6)	8,290	8.7 (0.6)	8,761	7.5 (0.5)	9,332	7.4 (0.5)	9,430	7.0 (0.5)	9,044	7.4 (0.4)	14,427	7.8 (0.3)	15,658	8.8 (0.6)
강원	2,635	12.0 (0.7)	3,401	7.3 (0.5)	3,352	5.9 (0.5)	3,520	6.5 (1.0)	3,553	7.5 (1.1)	3,447	7.6 (0.7)	2,722	8.7 (2.0)	2,486	11.3 (1.4)
충북	2,785	10.0 (0.8)	3,424	6.3 (0.5)	3,601	5.8 (0.5)	3,657	5.3 (0.4)	3,636	5.1 (0.6)	3,500	4.9 (0.4)	2,973	5.3 (0.5)	2,753	9.4 (2.1)
충남	2,868	12.5 (0.7)	3,624	10.7 (1.5)	3,740	7.2 (0.5)	3,910	7.0 (0.8)	3,852	6.6 (0.7)	3,869	7.1 (0.7)	3,457	13.1 (2.1)	3,264	20.6 (3.1)
전북	2,858	12.3 (0.6)	3,336	9.2 (0.5)	3,548	6.2 (0.6)	3,757	5.5 (0.5)	3,799	6.4 (0.5)	3,778	8.5 (0.9)	3,382	9.6 (1.2)	3,133	13.3 (1.5)
전남	2,929	13.3 (0.6)	3,564	7.7 (0.5)	3,661	5.4 (0.5)	3,581	5.1 (0.4)	3,381	5.9 (0.4)	3,381	7.3 (0.5)	3,434	7.4 (0.6)	2,906	7.6 (1.0)
경북	3,523	11.0 (0.5)	4,265	6.1 (0.5)	4,497	5.2 (0.5)	4,589	4.4 (0.4)	4,589	5.2 (0.4)	4,515	5.4 (0.4)	4,028	7.1 (1.0)	3,755	9.7 (1.6)
경남	3,947	11.0 (0.8)	4,848	7.3 (0.5)	5,014	5.5 (0.4)	4,849	4.8 (0.5)	4,933	5.1 (0.4)	4,810	5.2 (0.5)	4,733	4.8 (0.4)	4,920	6.4 (1.1)
제주	2,037	14.7 (0.9)	2,562	10.2 (0.9)	2,638	6.6 (0.5)	2,485	5.6 (0.6)	2,336	6.7 (0.8)	2,329	8.1 (1.2)	1,795	7.7 (0.8)	1,743	9.3 (1.3)
<b>남학생</b>																
전 체	29,874	12.5 (0.3)	37,203	8.2 (0.2)	39,466	6.2 (0.2)	39,278	5.8 (0.2)	39,612	5.8 (0.2)	38,391	6.5 (0.2)	37,873	6.4 (0.2)	38,221	7.7 (0.3)
<b>학 년</b>																
중1	6,281	18.3 (0.7)	6,916	13.2 (0.7)	7,102	9.5 (0.6)	6,893	9.6 (0.7)	6,933	9.5 (0.6)	6,519	10.3 (0.6)	6,548	11.5 (0.5)	6,364	13.6 (1.0)
중2	6,118	12.8 (0.5)	6,404	8.7 (0.5)	6,810	6.6 (0.5)	6,938	6.1 (0.4)	6,965	7.0 (0.5)	6,620	7.7 (0.4)	6,413	7.8 (0.4)	6,394	8.8 (0.5)
중3	5,836	12.2 (0.5)	6,299	7.5 (0.5)	6,709	5.7 (0.4)	6,900	5.1 (0.4)	7,035	5.3 (0.4)	6,817	6.0 (0.3)	6,589	6.2 (0.3)	6,525	6.7 (0.6)
고1	5,898	9.8 (0.5)	6,039	7.4 (0.5)	6,602	5.5 (0.4)	6,674	5.6 (0.4)	6,890	5.3 (0.3)	6,229	5.7 (0.4)	6,386	5.6 (0.4)	6,606	7.1 (0.6)
고2	5,741	7.8 (0.4)	6,005	5.9 (0.4)	6,199	4.9 (0.4)	6,067	4.1 (0.3)	6,104	4.1 (0.3)	6,273	5.2 (0.3)	5,954	3.7 (0.2)	6,221	6.1 (0.5)
고3	-	-	5,540	5.8 (0.4)	6,044	4.4 (0.4)	5,806	3.8 (0.3)	5,685	3.7 (0.3)	5,933	4.4 (0.3)	5,983	3.7 (0.3)	6,111	4.5 (0.4)
<b>학교급</b>																
중학교	18,235	14.6 (0.4)	19,619	9.8 (0.3)	20,621	7.3 (0.3)	20,731	6.9 (0.4)	20,933	7.2 (0.4)	19,956	8.0 (0.3)	19,550	8.4 (0.3)	19,283	9.6 (0.5)
고등학교	11,639	8.9 (0.3)	17,584	6.4 (0.3)	18,845	4.9 (0.3)	18,547	4.6 (0.2)	18,679	4.4 (0.2)	18,435	5.1 (0.2)	18,323	4.3 (0.2)	18,938	5.9 (0.4)
일반계고	8,177	9.2 (0.4)	12,186	6.1 (0.3)	13,278	5.0 (0.3)	14,247	4.7 (0.3)	14,278	4.5 (0.2)	14,042	5.4 (0.2)	13,946	4.5 (0.2)	14,458	6.2 (0.4)
특성화계고	3,462	8.1 (0.5)	5,398	6.9 (0.5)	5,567	4.7 (0.3)	4,300	4.2 (0.3)	4,401	4.3 (0.3)	4,393	4.1 (0.3)	4,377	3.9 (0.4)	4,480	5.0 (0.6)

※ 최근 12개월 동안 불소도포를 받은 적이 있는 사람의 분율



(계속: 연간 불소도포 경험률)

(단위: %)

구 분	'05		'06		'07		'08		'09		'10		'11		'12	
	N	분율(표준오차)	N	분율(표준오차)	N	분율(표준오차)	N	분율(표준오차)	N	분율(표준오차)	N	분율(표준오차)	N	분율(표준오차)	N	분율(표준오차)
<b>지 역</b>																
서울	3,401	13.6 (0.8)	4,008	9.7 (0.6)	4,403	7.0 (0.4)	4,122	6.7 (0.5)	4,224	6.3 (0.4)	4,018	6.6 (0.5)	5,428	6.4 (0.3)	5,266	6.4 (0.3)
부산	2,218	13.0 (0.8)	2,895	7.1 (0.5)	2,903	4.6 (0.4)	2,793	4.6 (0.3)	2,748	3.9 (0.4)	2,804	5.0 (0.5)	2,781	5.2 (0.5)	2,807	5.4 (0.4)
대구	2,129	10.8 (0.7)	2,647	6.3 (0.6)	2,626	4.1 (0.4)	2,618	3.9 (0.4)	2,682	4.2 (0.5)	2,650	4.4 (0.5)	2,391	4.6 (0.4)	2,624	3.5 (0.4)
인천	2,101	12.4 (0.7)	2,481	8.7 (0.7)	2,576	5.7 (0.7)	2,830	6.0 (0.6)	2,792	5.5 (0.5)	2,566	4.8 (0.5)	2,183	4.8 (0.5)	2,237	6.3 (0.8)
광주	1,612	13.9 (1.0)	2,095	8.4 (0.9)	2,193	5.6 (0.6)	2,183	6.0 (0.7)	2,253	6.7 (0.5)	2,149	8.2 (0.7)	1,714	6.2 (0.7)	1,689	5.5 (0.6)
대전	1,649	9.8 (0.8)	2,221	5.8 (0.6)	2,262	5.5 (0.5)	2,088	3.6 (0.5)	2,230	6.0 (0.4)	2,110	5.3 (0.4)	1,554	5.2 (0.7)	1,694	4.2 (0.3)
울산	1,379	13.0 (1.0)	1,786	6.9 (0.6)	1,949	6.3 (0.7)	1,994	4.7 (0.6)	2,098	4.5 (0.6)	2,170	5.8 (0.5)	1,453	6.8 (0.6)	1,329	9.4 (1.6)
경기	3,405	12.8 (0.7)	4,080	9.2 (0.7)	4,572	7.6 (0.7)	4,928	7.3 (0.7)	5,071	7.0 (0.7)	4,825	7.5 (0.5)	7,226	7.1 (0.4)	7,677	8.4 (0.6)
강원	1,318	12.2 (1.2)	1,726	6.8 (0.6)	1,708	5.6 (0.6)	1,927	7.1 (1.4)	1,885	6.5 (1.0)	1,771	7.7 (1.0)	1,360	7.4 (1.9)	1,235	11.4 (1.6)
충북	1,501	9.9 (1.0)	1,788	6.5 (0.6)	1,965	4.9 (0.6)	2,006	4.6 (0.5)	2,008	3.6 (0.6)	1,861	4.7 (0.5)	1,396	5.1 (0.8)	1,493	10.9 (3.6)
충남	1,511	12.8 (1.1)	1,827	9.8 (1.0)	1,960	7.5 (0.7)	1,981	6.1 (0.6)	1,963	6.8 (1.3)	1,975	8.7 (1.3)	1,792	10.4 (1.7)	1,680	16.9 (3.2)
전북	1,448	12.0 (0.9)	1,727	9.3 (0.8)	1,907	5.0 (0.6)	1,997	4.8 (0.5)	1,983	5.9 (0.7)	2,005	8.2 (0.9)	1,638	7.3 (1.0)	1,470	13.2 (2.6)
전남	1,383	13.1 (1.0)	1,764	7.3 (0.8)	1,856	5.4 (0.6)	1,810	5.1 (0.7)	1,734	5.6 (0.7)	1,752	7.4 (0.5)	1,623	7.4 (0.7)	1,436	7.2 (1.7)
경북	1,848	10.9 (0.8)	2,300	6.2 (0.6)	2,616	5.2 (0.7)	2,272	4.0 (0.5)	2,182	4.8 (0.7)	2,136	5.6 (0.6)	2,010	6.9 (1.0)	2,034	7.6 (1.5)
경남	1,909	11.4 (1.3)	2,538	6.6 (0.7)	2,688	5.6 (0.5)	2,352	4.6 (0.7)	2,426	4.8 (0.6)	2,318	5.7 (0.5)	2,419	4.0 (0.5)	2,570	5.7 (0.9)
제주	1,062	14.8 (1.4)	1,320	9.8 (1.0)	1,282	5.5 (0.7)	1,377	5.2 (0.9)	1,333	6.8 (0.7)	1,281	9.1 (2.2)	905	7.0 (0.9)	980	8.6 (2.0)
 <b>여학생</b>																
전 체	28,350	13.4 (0.3)	34,195	8.6 (0.2)	35,232	6.8 (0.2)	35,960	6.5 (0.2)	35,454	6.2 (0.2)	34,847	6.5 (0.2)	37,770	7.7 (0.3)	35,965	8.9 (0.4)
<b>학 년</b>																
중1	5,886	22.8 (0.8)	5,959	17.4 (0.7)	5,933	11.6 (0.7)	6,144	11.5 (0.7)	5,781	11.1 (0.6)	5,949	10.6 (0.7)	6,180	12.6 (0.6)	5,998	16.1 (0.9)
중2	5,880	13.7 (0.5)	5,976	8.5 (0.5)	6,039	7.8 (0.5)	6,118	6.9 (0.4)	5,903	6.3 (0.4)	5,879	7.2 (0.4)	6,490	9.1 (0.5)	5,990	10.5 (0.7)
중3	5,548	11.5 (0.5)	5,860	7.7 (0.4)	6,227	5.9 (0.4)	5,950	6.5 (0.4)	5,792	6.0 (0.4)	5,786	6.5 (0.4)	6,254	7.7 (0.5)	6,026	8.3 (0.8)
고1	5,571	9.5 (0.4)	5,585	6.4 (0.4)	6,207	5.5 (0.3)	6,046	5.7 (0.3)	5,587	5.3 (0.4)	5,792	5.4 (0.3)	6,183	7.0 (0.5)	5,845	7.9 (0.7)
고2	5,465	7.5 (0.5)	5,445	5.4 (0.4)	5,397	5.4 (0.4)	6,308	4.1 (0.3)	6,323	4.2 (0.3)	5,851	4.8 (0.4)	6,554	5.1 (0.3)	6,094	6.6 (0.7)
고3	-	-	5,370	4.9 (0.5)	5,429	4.3 (0.4)	5,394	3.8 (0.3)	6,068	3.9 (0.3)	5,590	4.3 (0.3)	6,109	5.1 (0.4)	6,012	4.7 (0.4)
<b>학교급</b>																
중학교	17,314	16.2 (0.4)	17,795	11.2 (0.4)	18,199	8.4 (0.3)	18,212	8.3 (0.4)	17,476	7.8 (0.3)	17,614	8.1 (0.4)	18,924	9.8 (0.4)	18,014	11.5 (0.6)
고등학교	11,036	8.5 (0.3)	16,400	5.6 (0.3)	17,033	5.1 (0.2)	17,748	4.6 (0.2)	17,978	4.5 (0.2)	17,233	4.8 (0.2)	18,846	5.7 (0.3)	17,951	6.4 (0.5)
일 반 계 고	7,624	8.7 (0.4)	11,319	5.5 (0.3)	11,773	5.3 (0.3)	12,561	4.6 (0.2)	13,102	4.5 (0.2)	12,803	5.1 (0.2)	13,332	5.8 (0.4)	13,985	6.5 (0.6)
특성화계고	3,412	8.1 (0.6)	5,081	5.9 (0.7)	5,260	4.4 (0.5)	5,187	4.4 (0.3)	4,876	4.2 (0.3)	4,430	4.1 (0.3)	5,514	5.5 (0.5)	3,966	5.9 (0.9)
<b>지 역</b>																
서울	3,203	16.1 (0.8)	3,847	10.3 (0.6)	3,999	8.2 (0.6)	3,955	7.8 (0.5)	3,983	6.5 (0.5)	3,830	7.3 (0.5)	5,927	7.6 (0.4)	6,107	7.6 (0.4)
부산	2,078	12.2 (0.8)	2,299	8.1 (0.9)	2,627	6.5 (0.6)	2,708	4.9 (0.4)	2,720	4.1 (0.4)	2,499	4.8 (0.4)	2,376	4.3 (0.5)	2,132	5.3 (0.6)
대구	1,980	11.8 (0.8)	2,306	6.4 (0.6)	2,537	4.7 (0.4)	2,435	4.5 (0.3)	2,381	4.2 (0.5)	2,380	4.6 (0.4)	2,048	5.3 (0.5)	1,688	5.2 (0.4)
인천	1,948	13.7 (0.9)	2,397	9.7 (0.9)	2,546	6.7 (0.7)	2,410	6.4 (0.5)	2,334	5.1 (0.5)	2,442	5.9 (0.6)	2,333	6.1 (0.5)	2,065	6.5 (0.8)
광주	1,464	14.2 (0.8)	1,750	7.8 (0.7)	1,883	7.3 (0.4)	1,828	6.4 (0.6)	1,857	5.8 (0.4)	1,875	7.5 (0.5)	1,595	8.4 (0.9)	1,460	7.5 (0.7)
대전	1,309	12.0 (1.0)	1,577	8.6 (1.3)	1,608	6.3 (0.6)	1,923	5.6 (0.5)	1,718	6.7 (0.5)	1,764	5.5 (0.6)	1,449	5.5 (0.6)	1,281	5.3 (0.7)
울산	1,312	11.5 (0.9)	1,775	8.0 (0.9)	1,774	7.0 (0.7)	1,671	5.5 (0.7)	1,537	6.0 (0.4)	1,308	6.5 (0.6)	1,460	7.2 (0.5)	1,189	10.3 (1.4)
경기	3,454	14.2 (0.8)	4,210	8.1 (0.6)	4,189	7.3 (0.7)	4,404	7.5 (0.6)	4,359	6.9 (0.6)	4,219	7.3 (0.6)	7,201	8.5 (0.5)	7,981	9.2 (0.6)
강원	1,317	11.9 (1.1)	1,675	7.8 (0.7)	1,644	6.4 (0.7)	1,593	5.8 (0.9)	1,668	8.6 (1.6)	1,676	7.5 (1.3)	1,362	10.2 (2.6)	1,251	11.1 (2.2)
충북	1,284	10.1 (1.4)	1,636	6.2 (1.0)	1,636	6.8 (0.7)	1,651	6.1 (0.8)	1,628	6.7 (1.4)	1,639	5.2 (0.8)	1,577	5.6 (0.5)	1,260	7.7 (2.2)
충남	1,357	12.3 (1.0)	1,797	11.8 (2.3)	1,780	6.9 (0.8)	1,929	8.0 (1.6)	1,889	6.4 (0.6)	1,894	5.4 (0.5)	1,665	16.1 (3.4)	1,584	24.7 (5.8)
전북	1,410	12.6 (1.2)	1,609	9.0 (0.7)	1,641	7.5 (1.0)	1,760	6.3 (0.9)	1,816	6.8 (0.7)	1,773	8.7 (1.8)	1,744	12.1 (2.4)	1,663	13.4 (2.3)
전남	1,546	13.6 (1.0)	1,800	8.1 (0.7)	1,805	5.5 (0.6)	1,771	5.1 (0.5)	1,647	6.3 (0.6)	1,629	7.2 (0.7)	1,811	7.3 (0.7)	1,470	8.1 (0.7)
경북	1,675	11.2 (0.9)	1,965	6.1 (0.8)	1,881	5.1 (0.6)	2,317	4.9 (0.5)	2,407	5.6 (0.6)	2,379	5.3 (0.5)	2,018	7.3 (1.4)	1,721	12.3 (2.4)
경남	2,038	10.6 (1.0)	2,310	8.1 (0.9)	2,326	5.4 (0.6)	2,497	5.0 (0.5)	2,507	5.3 (0.4)	2,492	4.7 (0.8)	2,314	5.7 (0.7)	2,350	7.2 (2.0)
제주	975	14.6 (1.2)	1,242	10.6 (1.2)	1,356	7.7 (0.7)	1,108	6.0 (0.7)	1,003	6.5 (1.5)	1,048	6.9 (0.9)	890	8.6 (1.0)	763	10.0 (1.7)



결과표81. 연간 스케일링 경험률

(단위: %)

구 분	'05		'06		'07		'08		'09		'10		'11		'12	
	N	분율(표준오차)	N	분율(표준오차)	N	분율(표준오차)	N	분율(표준오차)	N	분율(표준오차)	N	분율(표준오차)	N	분율(표준오차)	N	분율(표준오차)
<b>전 체</b>																
전 체	58,224	13.9 (0.2)	71,397	16.4 (0.2)	74,698	16.2 (0.2)	75,238	15.5 (0.2)	75,066	18.1 (0.2)	73,238	19.6 (0.2)	75,643	20.5 (0.2)	74,186	20.0 (0.2)
<b>학 년</b>																
중1	12,167	12.5 (0.4)	12,876	15.7 (0.4)	13,035	15.4 (0.4)	13,037	15.6 (0.4)	12,714	20.2 (0.5)	12,468	19.6 (0.5)	12,728	19.2 (0.4)	12,362	18.6 (0.4)
중2	11,998	13.4 (0.5)	12,380	15.5 (0.4)	12,849	15.1 (0.4)	13,056	15.0 (0.4)	12,868	18.1 (0.5)	12,499	19.2 (0.5)	12,903	19.3 (0.4)	12,384	18.9 (0.4)
중3	11,384	14.5 (0.4)	12,159	16.9 (0.5)	12,936	15.7 (0.5)	12,850	15.0 (0.4)	12,827	16.8 (0.6)	12,603	18.6 (0.4)	12,843	20.1 (0.4)	12,551	18.6 (0.4)
고1	11,469	15.1 (0.4)	11,623	17.4 (0.4)	12,809	18.1 (0.6)	12,720	16.4 (0.4)	12,477	20.1 (0.5)	12,021	21.5 (0.5)	12,569	22.0 (0.5)	12,451	21.1 (0.4)
고2	11,206	14.3 (0.4)	11,449	16.3 (0.5)	11,596	16.8 (0.6)	12,375	15.7 (0.4)	12,427	17.8 (0.4)	12,124	19.5 (0.5)	12,508	21.8 (0.4)	12,315	21.2 (0.4)
고3	-	-	10,910	17.1 (0.6)	11,473	16.5 (0.5)	11,200	15.5 (0.4)	11,753	15.7 (0.4)	11,523	19.0 (0.5)	12,092	20.4 (0.4)	12,123	21.5 (0.4)
<b>학교급</b>																
중학교	35,549	13.4 (0.3)	37,415	16.0 (0.3)	38,820	15.4 (0.3)	38,943	15.2 (0.3)	38,409	18.3 (0.4)	37,570	19.2 (0.4)	38,474	19.5 (0.3)	37,297	18.7 (0.3)
고등학교	22,675	14.7 (0.3)	33,982	16.9 (0.3)	35,878	17.2 (0.4)	36,295	15.9 (0.3)	36,657	17.9 (0.3)	35,668	20.0 (0.3)	37,169	21.4 (0.3)	36,889	21.3 (0.3)
일반계고	15,801	16.5 (0.4)	23,504	18.1 (0.4)	25,051	18.2 (0.5)	26,808	17.2 (0.3)	27,380	19.3 (0.3)	26,845	21.6 (0.3)	27,278	22.8 (0.3)	28,443	22.5 (0.3)
특성화계고	6,874	10.1 (0.4)	10,478	13.8 (0.5)	10,827	14.4 (0.4)	9,487	12.2 (0.4)	9,277	13.8 (0.7)	8,823	15.0 (0.4)	9,891	16.9 (0.4)	8,446	17.1 (0.5)
<b>지 역</b>																
서울	6,604	15.4 (0.5)	7,855	18.2 (0.7)	8,402	17.8 (0.6)	8,077	17.5 (0.5)	8,207	19.6 (0.6)	7,848	22.2 (0.7)	11,355	23.9 (0.5)	11,373	23.6 (0.6)
부산	4,296	13.2 (0.7)	5,194	15.8 (0.6)	5,530	14.8 (0.6)	5,501	14.4 (0.6)	5,468	16.7 (0.6)	5,303	19.3 (0.7)	5,157	20.2 (0.7)	4,939	20.2 (0.7)
대구	4,109	13.1 (0.6)	4,953	16.0 (0.6)	5,163	14.7 (0.6)	5,053	14.4 (0.6)	5,063	15.4 (0.6)	5,030	17.9 (0.7)	4,439	19.7 (1.0)	4,312	20.1 (0.6)
인천	4,049	12.4 (0.6)	4,878	15.0 (0.8)	5,122	13.8 (0.6)	5,240	13.3 (0.6)	5,126	15.4 (0.5)	5,008	17.5 (0.5)	4,516	18.8 (0.6)	4,302	16.5 (0.6)
광주	3,076	18.8 (0.8)	3,844	20.0 (0.7)	4,076	20.7 (0.7)	4,011	19.0 (0.6)	4,110	21.8 (0.5)	4,024	24.8 (0.5)	3,309	25.0 (0.8)	3,149	25.8 (0.8)
대전	2,958	12.8 (0.7)	3,798	14.8 (0.6)	3,870	13.9 (0.6)	4,011	15.9 (0.7)	3,948	17.7 (0.8)	3,874	19.4 (0.8)	3,003	20.6 (0.9)	2,975	19.0 (1.1)
울산	2,691	15.2 (0.6)	3,561	17.9 (0.6)	3,723	17.3 (0.7)	3,665	16.2 (0.5)	3,635	20.3 (0.7)	3,478	20.9 (0.7)	2,913	22.9 (0.9)	2,518	20.9 (0.9)
경기	6,859	15.6 (0.6)	8,290	17.4 (0.6)	8,761	18.6 (0.7)	9,332	16.9 (0.6)	9,430	20.1 (0.7)	9,044	20.7 (0.6)	14,427	21.2 (0.5)	15,658	20.9 (0.4)
강원	2,635	11.2 (1.0)	3,402	15.1 (0.7)	3,352	14.6 (0.7)	3,520	13.3 (0.8)	3,553	16.1 (0.9)	3,447	16.7 (0.9)	2,722	16.9 (0.7)	2,486	17.1 (1.3)
충북	2,785	9.3 (0.8)	3,424	11.2 (0.5)	3,601	10.7 (0.7)	3,657	11.3 (0.6)	3,636	12.9 (0.6)	3,500	13.9 (0.6)	2,973	13.8 (0.8)	2,753	15.3 (1.4)
충남	2,868	11.1 (0.8)	3,624	14.4 (1.1)	3,740	14.0 (1.3)	3,910	14.0 (0.7)	3,852	15.9 (0.7)	3,869	17.5 (0.7)	3,457	17.1 (0.9)	3,264	17.0 (1.0)
전북	2,858	13.1 (0.7)	3,336	15.9 (0.9)	3,548	15.0 (0.8)	3,757	12.9 (0.7)	3,799	15.0 (0.8)	3,778	16.8 (1.1)	3,382	18.3 (0.7)	3,133	18.1 (1.0)
전남	2,929	14.0 (0.9)	3,564	15.2 (0.9)	3,661	16.7 (1.0)	3,581	15.2 (0.7)	3,381	18.0 (0.7)	3,381	18.0 (0.6)	3,434	19.7 (0.9)	2,906	17.2 (0.8)
경북	3,523	11.3 (0.8)	4,264	14.5 (1.0)	4,497	12.9 (0.7)	4,589	14.8 (1.1)	4,589	16.8 (0.9)	4,515	17.2 (0.7)	4,028	17.4 (0.8)	3,755	17.2 (0.9)
경남	3,947	11.5 (0.7)	4,848	16.0 (0.8)	5,014	15.4 (0.6)	4,849	14.2 (0.8)	4,933	18.8 (1.1)	4,810	18.6 (0.8)	4,733	18.9 (0.9)	4,920	18.2 (0.6)
제주	2,037	10.7 (0.7)	2,562	13.6 (0.6)	2,638	13.0 (0.7)	2,485	10.8 (0.7)	2,336	14.6 (0.6)	2,329	17.0 (0.9)	1,795	16.4 (1.0)	1,743	17.3 (1.5)
<b>남학생</b>																
전 체	29,874	13.1 (0.3)	37,202	15.9 (0.3)	39,466	15.1 (0.3)	39,278	14.5 (0.3)	39,612	16.7 (0.3)	38,391	18.0 (0.3)	37,873	18.6 (0.3)	38,221	17.9 (0.3)
<b>학 년</b>																
중1	6,281	11.2 (0.5)	6,916	15.0 (0.5)	7,102	14.7 (0.5)	6,893	14.8 (0.6)	6,933	18.0 (0.5)	6,519	18.2 (0.7)	6,548	17.6 (0.6)	6,364	16.0 (0.5)
중2	6,118	12.6 (0.6)	6,404	15.0 (0.6)	6,810	13.9 (0.6)	6,938	14.2 (0.6)	6,965	16.5 (0.6)	6,620	17.6 (0.6)	6,413	17.5 (0.5)	6,394	16.7 (0.5)
중3	5,836	14.2 (0.6)	6,299	16.0 (0.6)	6,709	14.8 (0.6)	6,900	14.1 (0.5)	7,035	15.4 (0.7)	6,817	16.8 (0.5)	6,589	18.4 (0.5)	6,525	16.5 (0.5)
고1	5,898	14.5 (0.7)	6,039	16.7 (0.6)	6,602	16.6 (0.8)	6,674	15.4 (0.6)	6,890	18.9 (0.6)	6,229	20.0 (0.7)	6,386	20.5 (0.6)	6,606	19.2 (0.6)
고2	5,741	13.5 (0.5)	6,004	15.9 (0.5)	6,199	15.5 (0.7)	6,067	14.5 (0.6)	6,104	16.8 (0.6)	6,273	18.1 (0.6)	5,954	20.3 (0.7)	6,221	19.8 (0.6)
고3	-	-	5,540	17.1 (1.0)	6,044	15.0 (0.8)	5,806	14.3 (0.6)	5,685	14.7 (0.5)	5,933	17.4 (0.6)	5,983	17.4 (0.5)	6,111	18.7 (0.6)
<b>학교급</b>																
중학교	18,235	12.6 (0.3)	19,619	15.3 (0.4)	20,621	14.5 (0.3)	20,731	14.4 (0.4)	20,933	16.6 (0.4)	19,956	17.5 (0.4)	19,550	17.8 (0.4)	19,283	16.4 (0.3)
고등학교	11,639	14.0 (0.5)	17,583	16.5 (0.5)	18,845	15.8 (0.4)	18,547	14.7 (0.4)	18,679	16.8 (0.4)	18,435	18.5 (0.4)	18,323	19.4 (0.4)	18,938	19.2 (0.4)
일반계고	8,177	15.7 (0.6)	12,186	17.3 (0.6)	13,278	16.8 (0.6)	14,247	16.1 (0.5)	14,278	18.4 (0.5)	14,042	20.0 (0.4)	13,946	20.7 (0.4)	14,458	20.4 (0.5)
특성화계고	3,462	9.9 (0.5)	5,397	14.5 (0.7)	5,567	13.1 (0.7)	4,300	10.9 (0.6)	4,401	12.3 (0.6)	4,393	13.9 (0.6)	4,377	15.5 (0.6)	4,480	15.5 (0.6)

※ 최근 12개월 동안 스케일링을 받은 적이 있는 사람의 분율



(계속: 연간 스케일링 경험률)

(단위: %)

구 분	'05		'06		'07		'08		'09		'10		'11		'12	
	N	분율(표준오차)	N	분율(표준오차)	N	분율(표준오차)	N	분율(표준오차)	N	분율(표준오차)	N	분율(표준오차)	N	분율(표준오차)	N	분율(표준오차)
지 역																
서울	3,401	14.5 (0.7)	4,008	17.1 (0.9)	4,403	16.0 (0.6)	4,122	16.1 (0.6)	4,224	17.7 (0.8)	4,018	20.0 (0.8)	5,428	21.9 (0.5)	5,266	20.2 (0.8)
부산	2,218	12.2 (0.9)	2,895	16.1 (0.9)	2,903	12.9 (0.6)	2,793	13.5 (0.7)	2,748	15.5 (0.8)	2,804	17.4 (1.0)	2,781	17.7 (0.6)	2,807	17.5 (1.0)
대구	2,129	12.1 (0.8)	2,647	15.2 (0.6)	2,626	13.6 (0.9)	2,618	13.9 (0.9)	2,682	15.2 (0.8)	2,650	16.4 (1.1)	2,391	18.6 (1.4)	2,624	18.2 (0.8)
인천	2,101	11.9 (0.9)	2,481	14.9 (1.1)	2,576	12.3 (0.5)	2,830	12.1 (0.6)	2,792	14.0 (0.7)	2,566	16.1 (0.8)	2,183	17.6 (0.9)	2,237	15.0 (0.9)
광주	1,612	17.9 (0.9)	2,095	19.8 (1.1)	2,193	20.4 (0.9)	2,183	18.6 (0.8)	2,253	21.2 (0.7)	2,149	23.4 (1.0)	1,714	23.9 (1.0)	1,689	24.5 (1.1)
대전	1,649	11.7 (1.0)	2,221	14.3 (0.8)	2,262	12.6 (0.8)	2,088	15.3 (1.0)	2,230	16.2 (0.9)	2,110	19.2 (1.1)	1,554	19.1 (1.1)	1,694	17.5 (1.2)
울산	1,379	15.3 (0.9)	1,786	17.6 (1.0)	1,949	15.8 (1.0)	1,994	15.0 (0.5)	2,098	18.5 (1.0)	2,170	18.9 (0.8)	1,453	20.3 (1.2)	1,329	20.2 (1.0)
경기	3,405	14.7 (0.8)	4,080	16.9 (0.7)	4,572	17.4 (0.8)	4,928	15.8 (0.7)	5,071	18.4 (0.7)	4,825	18.8 (0.7)	7,226	19.0 (0.6)	7,677	18.3 (0.5)
강원	1,318	10.8 (0.8)	1,726	13.8 (0.9)	1,708	13.3 (1.1)	1,927	13.5 (1.3)	1,885	13.9 (1.3)	1,771	16.2 (1.2)	1,360	15.3 (1.1)	1,235	16.6 (1.9)
충북	1,501	9.5 (0.9)	1,788	10.6 (0.6)	1,965	9.0 (0.7)	2,006	10.7 (0.8)	2,008	11.0 (0.8)	1,861	12.6 (0.7)	1,396	10.9 (0.8)	1,493	13.0 (1.5)
충남	1,511	10.7 (1.2)	1,827	14.3 (1.1)	1,960	14.9 (2.2)	1,981	12.8 (0.7)	1,963	14.9 (1.1)	1,975	17.6 (0.9)	1,792	15.2 (0.6)	1,680	16.4 (1.2)
전북	1,448	11.9 (0.8)	1,727	14.0 (1.3)	1,907	14.0 (1.1)	1,997	12.9 (0.9)	1,983	13.0 (1.3)	2,005	15.2 (1.1)	1,638	17.0 (1.2)	1,470	16.6 (1.6)
전남	1,383	12.8 (1.0)	1,764	15.6 (1.3)	1,856	15.8 (1.0)	1,810	14.4 (1.5)	1,734	18.2 (1.0)	1,752	17.1 (0.6)	1,623	18.9 (1.2)	1,436	14.5 (1.1)
경북	1,848	11.6 (1.3)	2,299	14.7 (1.1)	2,616	12.8 (1.1)	2,272	13.6 (1.4)	2,182	15.6 (1.0)	2,136	16.2 (0.7)	2,010	16.8 (1.1)	2,034	15.2 (1.2)
경남	1,909	10.8 (0.7)	2,538	15.4 (1.4)	2,688	15.1 (1.0)	2,352	12.8 (1.0)	2,426	17.8 (1.5)	2,318	16.9 (1.1)	2,419	17.3 (1.3)	2,570	17.3 (0.8)
제주	1,062	10.2 (0.8)	1,320	13.8 (1.1)	1,282	11.8 (0.7)	1,377	11.9 (0.8)	1,333	14.8 (1.0)	1,281	17.4 (1.0)	905	13.5 (1.4)	980	13.6 (1.1)
여학생																
전 체	28,350	14.7 (0.3)	34,195	17.0 (0.3)	35,232	17.6 (0.4)	35,960	16.6 (0.3)	35,454	19.7 (0.3)	34,847	21.3 (0.3)	37,770	22.5 (0.3)	35,965	22.4 (0.3)
학 년																
중1	5,886	13.9 (0.7)	5,960	16.4 (0.6)	5,933	16.3 (0.6)	6,144	16.4 (0.6)	5,781	22.6 (0.7)	5,949	21.1 (0.7)	6,180	20.9 (0.6)	5,998	21.5 (0.6)
중2	5,880	14.2 (0.6)	5,976	16.0 (0.5)	6,039	16.5 (0.6)	6,118	15.9 (0.6)	5,903	19.9 (0.6)	5,879	21.0 (0.7)	6,490	21.2 (0.6)	5,990	21.3 (0.6)
중3	5,548	14.8 (0.6)	5,860	17.9 (0.7)	6,227	16.7 (0.7)	5,950	16.0 (0.7)	5,792	18.5 (0.8)	5,786	20.8 (0.6)	6,254	21.9 (0.6)	6,026	20.9 (0.6)
고1	5,571	15.7 (0.6)	5,584	18.2 (0.6)	6,207	19.7 (0.8)	6,046	17.5 (0.6)	5,587	21.4 (0.8)	5,792	23.2 (0.7)	6,183	23.7 (0.7)	5,845	23.2 (0.6)
고2	5,465	15.2 (0.7)	5,445	16.6 (0.7)	5,397	18.2 (0.9)	6,308	17.1 (0.6)	6,323	19.0 (0.6)	5,851	21.1 (0.7)	6,554	23.5 (0.6)	6,094	22.8 (0.7)
고3	-	-	5,370	17.1 (0.7)	5,429	18.1 (0.7)	5,394	16.9 (0.7)	6,068	16.9 (0.5)	5,590	20.7 (0.6)	6,109	23.8 (0.6)	6,012	24.8 (0.7)
학교급																
중학교	17,314	14.3 (0.4)	17,796	16.8 (0.4)	18,199	16.5 (0.4)	18,212	16.1 (0.4)	17,476	20.3 (0.5)	17,614	21.0 (0.5)	18,924	21.4 (0.4)	18,014	21.2 (0.4)
고등학교	11,036	15.5 (0.5)	16,399	17.3 (0.4)	17,033	18.7 (0.6)	17,748	17.2 (0.4)	17,978	19.1 (0.4)	17,233	21.7 (0.4)	18,846	23.7 (0.4)	17,951	23.6 (0.4)
일 반 계 고	7,624	17.4 (0.6)	11,318	19.0 (0.5)	11,773	19.7 (0.7)	12,561	18.3 (0.5)	13,102	20.2 (0.4)	12,803	23.3 (0.4)	13,332	25.1 (0.5)	13,985	24.9 (0.5)
특성화계고	3,412	10.3 (0.7)	5,081	13.0 (0.7)	5,260	15.9 (0.6)	5,187	13.8 (0.6)	4,876	15.5 (1.1)	4,430	16.2 (0.6)	5,514	18.7 (0.5)	3,966	19.1 (0.9)
지 역																
서울	3,203	16.4 (0.8)	3,847	19.5 (0.8)	3,999	19.7 (1.1)	3,955	19.0 (0.8)	3,983	21.7 (0.9)	3,830	24.7 (0.9)	5,927	26.1 (0.7)	6,107	27.2 (0.7)
부산	2,078	14.4 (0.8)	2,299	15.3 (0.7)	2,627	17.0 (1.0)	2,708	15.5 (0.7)	2,720	18.2 (0.7)	2,499	21.5 (1.0)	2,376	23.1 (1.1)	2,132	23.4 (0.9)
대구	1,980	14.4 (1.0)	2,306	17.1 (0.8)	2,537	16.2 (0.7)	2,435	15.0 (0.6)	2,381	15.7 (0.8)	2,380	19.7 (0.9)	2,048	21.0 (1.4)	1,688	22.3 (0.9)
인천	1,948	12.9 (0.8)	2,397	15.0 (0.8)	2,546	15.3 (0.9)	2,410	14.5 (0.9)	2,334	17.0 (0.7)	2,442	19.0 (0.8)	2,333	20.0 (0.8)	2,065	18.1 (1.1)
광주	1,464	19.8 (1.3)	1,749	20.1 (0.8)	1,883	21.1 (1.2)	1,828	19.4 (0.6)	1,857	22.6 (0.9)	1,875	26.2 (0.9)	1,595	26.2 (1.2)	1,460	27.2 (1.1)
대전	1,309	14.1 (1.1)	1,577	15.5 (0.8)	1,608	15.4 (0.8)	1,923	16.5 (0.9)	1,718	19.3 (1.2)	1,764	19.6 (1.1)	1,449	22.2 (1.3)	1,281	20.6 (1.9)
울산	1,312	15.2 (0.8)	1,775	18.2 (0.8)	1,774	19.3 (0.9)	1,671	17.7 (0.9)	1,537	22.5 (0.9)	1,308	23.3 (1.1)	1,460	25.9 (1.3)	1,189	21.7 (1.5)
경기	3,454	16.6 (0.8)	4,210	18.0 (0.8)	4,189	19.8 (0.9)	4,404	18.1 (0.8)	4,359	22.0 (0.9)	4,219	22.8 (0.7)	7,201	23.6 (0.7)	7,981	23.6 (0.6)
강원	1,317	11.7 (1.4)	1,676	16.5 (1.0)	1,644	16.0 (0.8)	1,593	13.1 (0.9)	1,668	18.5 (0.7)	1,676	17.3 (1.0)	1,362	18.7 (1.1)	1,251	17.6 (2.0)
충북	1,284	9.2 (1.0)	1,636	11.9 (1.0)	1,636	12.7 (0.9)	1,651	11.9 (0.8)	1,628	14.9 (0.9)	1,639	15.3 (0.9)	1,577	17.1 (0.8)	1,260	17.9 (2.1)
충남	1,357	11.5 (0.9)	1,797	14.5 (1.8)	1,780	13.1 (1.1)	1,929	15.4 (1.2)	1,889	16.9 (0.8)	1,894	17.4 (1.2)	1,665	19.3 (1.4)	1,584	17.6 (1.4)
전북	1,410	14.4 (1.0)	1,609	18.0 (1.3)	1,641	16.0 (1.3)	1,760	13.0 (1.0)	1,816	17.2 (0.9)	1,773	18.5 (2.2)	1,744	19.7 (0.9)	1,663	19.7 (1.3)
전남	1,546	15.3 (1.4)	1,800	14.8 (1.0)	1,805	17.7 (1.4)	1,771	16.2 (0.9)	1,647	17.8 (0.6)	1,629	19.0 (1.0)	1,811	20.6 (1.6)	1,470	20.2 (1.3)
경북	1,675	11.0 (0.7)	1,965	14.2 (1.1)	1,881	13.0 (0.8)	2,317	16.2 (1.2)	2,407	18.2 (1.4)	2,379	18.3 (1.0)	2,018	18.2 (1.3)	1,721	19.5 (0.8)
경남	2,038	12.2 (1.1)	2,310	16.6 (1.1)	2,326	15.7 (0.9)	2,497	15.9 (0.9)	2,507	19.9 (1.1)	2,492	20.5 (0.8)	2,314	20.8 (1.3)	2,350	19.2 (0.9)
제주	975	11.3 (0.9)	1,242	13.4 (0.9)	1,356	14.2 (0.6)	1,108	9.7 (0.9)	1,003	14.4 (0.6)	1,048	16.5 (1.5)	890	19.5 (1.4)	763	21.4 (1.5)



결과표82. 연간 구강질환 증상 경험률

(단위: %)


구 분	'05		'06		'07		'08		'09		'10		'11		'12	
	N	분율(표준오차)	N	분율(표준오차)	N	분율(표준오차)	N	분율(표준오차)	N	분율(표준오차)	N	분율(표준오차)	N	분율(표준오차)	N	분율(표준오차)
<b>전 체</b>																
전 체	58,224	69.5 (0.3)	71,404	70.7 (0.3)	74,698	73.0 (0.3)	75,238	68.9 (0.3)	75,066	67.4 (0.3)	73,238	65.8 (0.3)	75,643	65.2 (0.2)	74,186	63.7 (0.2)
<b>학 년</b>																
중1	12,167	63.6 (0.5)	12,876	63.5 (0.6)	13,035	67.4 (0.6)	13,037	63.8 (0.5)	12,714	61.8 (0.5)	12,468	60.2 (0.5)	12,728	58.2 (0.5)	12,362	56.3 (0.5)
중2	11,998	67.0 (0.7)	12,384	66.1 (0.7)	12,849	69.8 (0.6)	13,056	65.3 (0.6)	12,868	63.6 (0.5)	12,499	61.4 (0.6)	12,903	61.4 (0.5)	12,384	58.9 (0.5)
중3	11,384	69.1 (0.6)	12,160	70.0 (0.6)	12,936	72.2 (0.5)	12,850	67.1 (0.6)	12,827	66.5 (0.6)	12,603	64.6 (0.6)	12,843	63.5 (0.5)	12,551	63.1 (0.5)
고1	11,469	73.9 (0.5)	11,624	75.8 (0.6)	12,809	76.7 (0.5)	12,720	72.3 (0.5)	12,477	69.5 (0.6)	12,021	69.4 (0.6)	12,569	68.3 (0.5)	12,451	66.1 (0.5)
고2	11,206	75.8 (0.5)	11,450	74.7 (0.6)	11,596	76.5 (0.5)	12,375	72.2 (0.6)	12,427	70.5 (0.5)	12,124	68.9 (0.6)	12,508	69.7 (0.5)	12,315	67.6 (0.6)
고3	-	-	10,910	76.4 (0.6)	11,473	76.8 (0.6)	11,200	73.5 (0.5)	11,753	72.5 (0.5)	11,523	70.4 (0.7)	12,092	69.7 (0.5)	12,123	69.2 (0.5)
<b>학교급</b>																
중학교	35,549	66.5 (0.4)	37,420	66.5 (0.4)	38,820	69.8 (0.4)	38,943	65.4 (0.4)	38,409	64.0 (0.3)	37,570	62.1 (0.4)	38,474	61.1 (0.3)	37,297	59.5 (0.3)
고등학교	22,675	74.8 (0.4)	33,984	75.6 (0.4)	35,878	76.7 (0.4)	36,295	72.6 (0.4)	36,657	70.8 (0.4)	35,668	69.6 (0.4)	37,169	69.2 (0.3)	36,889	67.6 (0.3)
일반계고	15,801	74.8 (0.5)	23,505	75.9 (0.5)	25,051	76.0 (0.4)	26,808	72.4 (0.4)	27,380	70.5 (0.4)	26,845	69.5 (0.5)	27,278	69.0 (0.4)	28,443	67.4 (0.4)
특성화계고	6,874	74.8 (0.8)	10,479	74.9 (0.7)	10,827	78.4 (0.7)	9,487	73.3 (0.6)	9,277	71.6 (0.7)	8,823	69.7 (0.9)	9,891	69.8 (0.6)	8,446	68.5 (0.7)
<b>지 역</b>																
서울	6,604	68.5 (0.7)	7,855	71.7 (0.8)	8,402	73.3 (0.7)	8,077	69.7 (0.7)	8,207	68.4 (0.7)	7,848	66.4 (0.9)	11,355	65.7 (0.5)	11,373	62.9 (0.6)
부산	4,296	68.5 (1.0)	5,195	69.3 (1.0)	5,530	72.5 (0.7)	5,501	67.3 (0.8)	5,468	64.5 (0.8)	5,303	64.0 (1.0)	5,157	64.9 (1.0)	4,939	64.0 (1.0)
대구	4,109	66.9 (0.9)	4,953	69.2 (0.8)	5,163	71.4 (0.9)	5,053	66.0 (0.7)	5,063	65.2 (0.9)	5,030	64.9 (0.9)	4,439	63.4 (1.1)	4,312	61.1 (1.2)
인천	4,049	68.6 (0.9)	4,879	69.0 (1.1)	5,122	73.3 (0.7)	5,240	66.7 (1.1)	5,126	66.9 (0.9)	5,008	65.5 (0.8)	4,516	65.4 (1.0)	4,302	63.7 (1.0)
광주	3,076	75.5 (0.7)	3,846	74.6 (0.8)	4,076	76.3 (0.7)	4,011	71.1 (1.1)	4,110	69.7 (0.8)	4,024	67.2 (0.7)	3,309	66.2 (0.9)	3,149	66.8 (1.3)
대전	2,958	69.4 (1.1)	3,798	67.8 (1.8)	3,870	72.2 (0.8)	4,011	69.3 (1.0)	3,948	67.4 (1.3)	3,874	64.8 (1.0)	3,003	64.2 (1.3)	2,975	64.8 (1.4)
울산	2,691	69.7 (1.0)	3,561	69.4 (1.1)	3,723	71.4 (0.8)	3,665	66.6 (0.8)	3,635	65.9 (0.9)	3,478	64.0 (1.2)	2,913	63.6 (1.1)	2,518	61.2 (1.4)
경기	6,859	68.3 (0.9)	8,291	70.0 (0.8)	8,761	71.8 (0.8)	9,332	68.6 (0.7)	9,430	65.9 (0.6)	9,044	64.7 (0.7)	14,427	64.5 (0.5)	15,658	62.4 (0.5)
강원	2,635	74.3 (1.3)	3,402	74.6 (1.2)	3,352	75.0 (1.6)	3,520	71.9 (1.3)	3,553	69.2 (1.5)	3,447	68.6 (1.0)	2,722	67.0 (1.3)	2,486	67.2 (1.3)
충북	2,785	68.5 (1.6)	3,424	68.9 (1.3)	3,601	74.1 (1.0)	3,657	69.4 (1.2)	3,636	68.2 (0.9)	3,500	68.1 (1.1)	2,973	63.5 (1.2)	2,753	65.6 (1.1)
충남	2,868	69.3 (1.2)	3,624	69.8 (1.3)	3,740	72.5 (1.1)	3,910	69.5 (1.1)	3,852	69.3 (1.0)	3,869	66.6 (1.4)	3,457	64.2 (1.3)	3,264	65.5 (1.2)
전북	2,858	71.2 (1.4)	3,336	71.1 (2.2)	3,548	74.7 (1.2)	3,757	69.4 (0.7)	3,799	67.4 (1.1)	3,778	67.5 (0.9)	3,382	66.7 (1.1)	3,133	63.6 (1.4)
전남	2,929	73.7 (1.0)	3,564	74.3 (1.0)	3,661	75.3 (0.8)	3,581	70.9 (1.5)	3,381	72.5 (1.6)	3,381	67.9 (1.9)	3,434	68.2 (1.3)	2,906	65.6 (1.2)
경북	3,523	70.0 (1.1)	4,266	69.9 (1.0)	4,497	72.3 (1.0)	4,589	68.7 (1.2)	4,589	67.9 (1.1)	4,515	64.8 (1.6)	4,028	64.0 (1.2)	3,755	64.5 (1.3)
경남	3,947	72.9 (1.0)	4,848	71.9 (1.2)	5,014	74.7 (0.9)	4,849	69.5 (0.9)	4,933	67.6 (1.0)	4,810	66.6 (1.3)	4,733	67.0 (1.4)	4,920	64.8 (0.7)
제주	2,037	70.1 (1.4)	2,562	74.7 (1.1)	2,638	75.5 (0.9)	2,485	71.0 (0.7)	2,336	72.9 (0.9)	2,329	68.8 (1.4)	1,795	66.3 (1.7)	1,743	67.6 (1.2)
<b>남학생</b>																
전 체	29,874	64.8 (0.4)	37,204	66.0 (0.4)	39,466	69.1 (0.3)	39,278	65.2 (0.3)	39,612	63.8 (0.3)	38,391	61.9 (0.4)	37,873	61.5 (0.3)	38,221	60.1 (0.3)
<b>학 년</b>																
중1	6,281	58.8 (0.7)	6,916	60.1 (0.9)	7,102	63.4 (0.7)	6,893	60.7 (0.8)	6,933	59.0 (0.8)	6,519	58.1 (0.8)	6,548	57.0 (0.8)	6,364	54.4 (0.7)
중2	6,118	61.4 (0.9)	6,405	60.5 (0.8)	6,810	65.5 (0.7)	6,938	61.8 (0.8)	6,965	59.8 (0.9)	6,620	57.6 (0.8)	6,413	57.6 (0.8)	6,394	55.5 (0.7)
중3	5,836	64.2 (0.8)	6,299	65.4 (0.8)	6,709	67.4 (0.7)	6,900	63.7 (0.7)	7,035	62.5 (0.8)	6,817	60.1 (0.7)	6,589	58.7 (0.7)	6,525	59.2 (0.8)
고1	5,898	69.9 (0.8)	6,039	71.1 (0.8)	6,602	72.7 (0.6)	6,674	68.2 (0.7)	6,890	65.2 (0.7)	6,229	65.4 (0.8)	6,386	64.5 (0.6)	6,606	61.9 (0.6)
고2	5,741	71.6 (0.6)	6,005	69.5 (0.8)	6,199	73.4 (0.6)	6,067	67.1 (0.8)	6,104	67.0 (0.7)	6,273	64.6 (0.9)	5,954	66.0 (0.7)	6,221	62.6 (0.7)
고3	-	-	5,540	71.4 (0.8)	6,044	73.3 (0.8)	5,806	70.4 (0.7)	5,685	69.3 (0.8)	5,933	65.5 (0.9)	5,983	64.8 (0.7)	6,111	66.3 (0.7)
<b>학교급</b>																
중학교	18,235	61.3 (0.5)	19,620	62.0 (0.6)	20,621	65.5 (0.4)	20,731	62.1 (0.5)	20,933	60.5 (0.5)	19,956	58.6 (0.5)	19,550	57.8 (0.5)	19,283	56.4 (0.5)
고등학교	11,639	70.7 (0.5)	17,584	70.7 (0.5)	18,845	73.1 (0.4)	18,547	68.5 (0.5)	18,679	67.1 (0.5)	18,435	65.2 (0.5)	18,323	65.1 (0.4)	18,938	63.6 (0.4)
일반계고	8,177	70.7 (0.6)	12,186	70.9 (0.6)	13,278	72.4 (0.5)	14,247	68.2 (0.6)	14,278	66.6 (0.5)	14,042	65.1 (0.6)	13,946	64.9 (0.5)	14,458	63.2 (0.5)
특성화계고	3,462	70.7 (0.9)	5,398	70.0 (0.9)	5,567	75.0 (0.8)	4,300	69.2 (0.7)	4,401	68.6 (0.9)	4,393	65.5 (1.0)	4,377	65.8 (0.9)	4,480	64.9 (1.0)

※최근 12개월 동안 구강질환 증상(치아가 깨지거나 부러짐, 차갑거나 뜨거운 음료 혹은 음식을 마시거나 먹을 때 치아가 아픔, 치아가 쏘이고 욕신거리고 아픔, 잇몸이 아프거나 피가 남, 혀 또는 입 안쪽 뺨이 욕신거리며 아픔, 불쾌한 입 냄새가 남)을 한 가지 이상 경험한 적이 있는 사람의 분율



(계속: 연간 구강질환 증상 경험률)

(단위: %)

구 분	'05		'06		'07		'08		'09		'10		'11		'12	
	N	분율(표준오차)	N	분율(표준오차)	N	분율(표준오차)	N	분율(표준오차)	N	분율(표준오차)	N	분율(표준오차)	N	분율(표준오차)	N	분율(표준오차)
<b>지 역</b>																
서울	3,401	63.4 (1.0)	4,008	66.6 (1.0)	4,403	68.5 (0.9)	4,122	66.5 (0.9)	4,224	64.8 (0.8)	4,018	63.0 (1.2)	5,428	61.5 (0.6)	5,266	58.8 (0.9)
부산	2,218	64.0 (1.2)	2,895	63.6 (1.0)	2,903	68.5 (0.9)	2,793	62.6 (1.1)	2,748	59.9 (0.9)	2,804	59.4 (1.2)	2,781	59.8 (1.2)	2,807	60.4 (1.3)
대구	2,129	61.6 (1.3)	2,647	64.0 (1.1)	2,626	66.9 (1.1)	2,618	61.0 (0.8)	2,682	61.3 (1.1)	2,650	59.8 (1.0)	2,391	60.7 (1.5)	2,624	57.9 (1.3)
인천	2,101	63.7 (1.2)	2,481	65.1 (1.2)	2,576	68.5 (1.1)	2,830	61.9 (1.3)	2,792	62.8 (0.9)	2,566	60.9 (1.2)	2,183	61.2 (1.4)	2,237	60.0 (1.6)
광주	1,612	71.5 (1.1)	2,095	72.0 (1.0)	2,193	73.8 (1.0)	2,183	68.2 (0.9)	2,253	68.1 (1.5)	2,149	64.4 (1.1)	1,714	65.0 (1.2)	1,689	63.9 (1.4)
대전	1,649	65.7 (1.4)	2,221	64.4 (1.4)	2,262	67.6 (1.2)	2,088	66.6 (1.4)	2,230	64.1 (2.1)	2,110	62.5 (1.8)	1,554	60.8 (1.5)	1,694	60.3 (1.5)
울산	1,379	64.2 (1.4)	1,786	64.6 (1.6)	1,949	69.1 (0.9)	1,994	63.4 (1.1)	2,098	62.0 (0.8)	2,170	59.2 (1.1)	1,453	59.6 (1.4)	1,329	56.8 (1.4)
경기	3,405	63.1 (1.0)	4,080	65.1 (1.0)	4,572	67.5 (0.9)	4,928	64.7 (0.9)	5,071	62.2 (0.9)	4,825	60.9 (0.9)	7,226	60.6 (0.6)	7,677	58.7 (0.7)
강원	1,318	68.4 (1.0)	1,726	70.9 (2.0)	1,708	70.7 (2.1)	1,927	68.3 (1.5)	1,885	66.0 (1.6)	1,771	65.5 (1.2)	1,360	64.8 (2.4)	1,235	63.8 (1.5)
충북	1,501	62.8 (2.4)	1,788	63.7 (1.6)	1,965	70.2 (1.2)	2,006	66.7 (0.9)	2,008	64.8 (0.9)	1,861	64.3 (1.8)	1,396	59.7 (1.7)	1,493	64.3 (0.9)
충남	1,511	65.8 (1.7)	1,827	65.5 (1.9)	1,960	69.5 (1.5)	1,981	66.2 (1.5)	1,963	66.8 (1.8)	1,975	63.3 (2.2)	1,792	61.8 (1.6)	1,680	61.8 (1.3)
전북	1,448	67.0 (1.4)	1,727	67.0 (2.7)	1,907	73.2 (1.4)	1,997	66.8 (1.2)	1,983	65.2 (2.2)	2,005	65.1 (1.5)	1,638	64.9 (1.3)	1,470	59.8 (1.9)
전남	1,383	70.6 (1.8)	1,764	70.6 (1.6)	1,856	72.4 (1.1)	1,810	67.1 (1.5)	1,734	69.1 (1.6)	1,752	63.0 (1.5)	1,623	65.3 (1.6)	1,436	61.9 (1.2)
경북	1,848	66.7 (1.2)	2,301	65.7 (1.6)	2,616	69.6 (1.4)	2,272	64.1 (1.3)	2,182	64.9 (1.6)	2,136	60.0 (1.9)	2,010	59.5 (1.8)	2,034	59.7 (1.2)
경남	1,909	68.8 (1.5)	2,538	65.8 (1.5)	2,688	70.5 (1.0)	2,352	66.2 (1.4)	2,426	62.7 (0.9)	2,318	61.9 (1.2)	2,419	62.9 (1.5)	2,570	63.6 (1.4)
제주	1,062	65.1 (1.9)	1,320	71.3 (1.6)	1,282	71.3 (1.3)	1,377	69.3 (1.4)	1,333	70.6 (1.4)	1,281	67.5 (2.2)	905	61.6 (2.1)	980	63.8 (1.1)
 <b>여학생</b>																
전 체	28,350	74.9 (0.4)	34,200	76.1 (0.4)	35,232	77.6 (0.3)	35,960	73.0 (0.3)	35,454	71.4 (0.3)	34,847	70.2 (0.4)	37,770	69.3 (0.3)	35,965	67.6 (0.3)
<b>학 년</b>																
중1	5,886	69.1 (0.7)	5,960	67.5 (0.8)	5,933	71.9 (0.8)	6,144	67.1 (0.6)	5,781	64.9 (0.7)	5,949	62.5 (0.8)	6,180	59.5 (0.7)	5,998	58.5 (0.7)
중2	5,880	73.3 (0.8)	5,979	72.4 (0.8)	6,039	74.8 (0.7)	6,118	69.2 (0.8)	5,903	67.8 (0.7)	5,879	65.5 (0.8)	6,490	65.4 (0.6)	5,990	62.6 (0.7)
중3	5,548	74.6 (0.8)	5,861	75.1 (0.8)	6,227	77.6 (0.6)	5,950	70.9 (0.8)	5,792	71.2 (0.7)	5,786	69.5 (0.8)	6,254	68.9 (0.7)	6,026	67.3 (0.7)
고1	5,571	78.5 (0.7)	5,585	81.0 (0.6)	6,207	81.1 (0.5)	6,046	76.9 (0.7)	5,587	74.5 (0.6)	5,792	73.9 (0.7)	6,183	72.7 (0.6)	5,845	70.7 (0.7)
고2	5,465	80.4 (0.7)	5,445	80.7 (0.7)	5,397	80.0 (0.7)	6,308	77.9 (0.6)	6,323	74.4 (0.7)	5,851	73.8 (0.6)	6,554	73.9 (0.6)	6,094	73.3 (0.6)
고3	-	- -	5,370	81.9 (0.7)	5,429	80.8 (0.8)	5,394	76.9 (0.7)	6,068	76.0 (0.6)	5,590	75.9 (0.6)	6,109	75.2 (0.6)	6,012	72.4 (0.6)
<b>학교급</b>																
중학교	17,314	72.3 (0.5)	17,800	71.7 (0.5)	18,199	74.8 (0.4)	18,212	69.1 (0.5)	17,476	68.0 (0.4)	17,614	65.9 (0.5)	18,924	64.7 (0.4)	18,014	62.9 (0.4)
고등학교	11,036	79.5 (0.5)	16,400	81.2 (0.4)	17,033	80.6 (0.4)	17,748	77.2 (0.4)	17,978	74.9 (0.4)	17,233	74.5 (0.4)	18,846	73.9 (0.3)	17,951	72.1 (0.4)
일 반 계 고	7,624	79.4 (0.5)	11,319	81.4 (0.5)	11,773	80.1 (0.5)	12,561	76.9 (0.4)	13,102	74.9 (0.4)	12,803	74.5 (0.5)	13,332	73.7 (0.4)	13,985	71.9 (0.4)
특성화계고	3,412	79.6 (0.9)	5,081	80.7 (0.8)	5,260	82.3 (0.9)	5,187	78.2 (0.7)	4,876	75.2 (0.9)	4,430	74.7 (0.7)	5,514	74.6 (0.6)	3,966	72.8 (0.7)
<b>지 역</b>																
서울	3,203	74.2 (0.9)	3,847	77.5 (1.0)	3,999	78.5 (0.7)	3,955	73.2 (0.9)	3,983	72.4 (0.8)	3,830	70.1 (1.1)	5,927	70.3 (0.6)	6,107	67.4 (0.7)
부산	2,078	73.8 (1.0)	2,300	76.0 (0.9)	2,627	77.3 (0.7)	2,708	72.9 (0.8)	2,720	69.9 (1.1)	2,499	69.4 (1.0)	2,376	71.0 (1.2)	2,132	68.1 (1.2)
대구	1,980	73.5 (1.1)	2,306	75.8 (0.9)	2,537	77.0 (1.0)	2,435	72.1 (0.9)	2,381	69.9 (1.1)	2,380	70.8 (1.1)	2,048	66.5 (1.1)	1,688	64.7 (1.6)
인천	1,948	73.9 (0.8)	2,398	73.4 (1.3)	2,546	78.6 (0.7)	2,410	72.0 (1.2)	2,334	71.5 (1.0)	2,442	70.5 (0.8)	2,333	70.0 (0.9)	2,065	67.7 (1.1)
광주	1,464	79.9 (0.9)	1,751	77.4 (1.3)	1,883	79.1 (0.7)	1,828	74.2 (1.3)	1,857	71.5 (1.5)	1,875	70.3 (0.8)	1,595	67.4 (1.4)	1,460	69.8 (1.8)
대전	1,309	73.6 (1.1)	1,577	71.6 (2.8)	1,608	77.5 (1.1)	1,923	72.4 (1.2)	1,718	71.0 (1.0)	1,764	67.3 (1.0)	1,449	67.9 (1.7)	1,281	69.7 (1.5)
울산	1,312	76.4 (1.1)	1,775	75.3 (1.0)	1,774	74.3 (1.2)	1,671	70.5 (0.8)	1,537	70.7 (1.4)	1,308	69.8 (1.5)	1,460	68.3 (1.2)	1,189	66.2 (1.7)
경기	3,454	74.1 (1.1)	4,211	75.4 (0.8)	4,189	76.5 (1.0)	4,404	72.9 (0.9)	4,359	69.9 (0.6)	4,219	69.0 (0.9)	7,201	68.7 (0.6)	7,981	66.4 (0.6)
강원	1,317	80.7 (0.7)	1,676	78.7 (1.2)	1,644	79.8 (0.8)	1,593	76.0 (1.5)	1,668	72.9 (1.8)	1,676	72.0 (1.8)	1,362	69.5 (1.0)	1,251	71.1 (1.3)
충북	1,284	74.9 (1.2)	1,636	74.8 (1.5)	1,636	78.6 (1.1)	1,651	72.6 (1.9)	1,628	72.1 (1.0)	1,639	72.4 (1.3)	1,577	67.7 (1.4)	1,260	66.9 (1.8)
충남	1,357	73.2 (1.7)	1,797	74.6 (1.2)	1,780	75.9 (1.4)	1,929	73.1 (1.4)	1,889	72.2 (1.3)	1,894	70.3 (1.9)	1,665	67.0 (1.3)	1,584	69.6 (1.3)
전북	1,410	75.7 (2.0)	1,609	75.5 (2.4)	1,641	76.2 (1.9)	1,760	72.3 (1.1)	1,816	69.8 (1.9)	1,773	70.2 (1.5)	1,744	68.6 (1.3)	1,663	67.8 (1.6)
전남	1,546	77.2 (1.1)	1,800	78.4 (1.4)	1,805	78.4 (1.1)	1,771	75.0 (1.7)	1,647	76.3 (1.2)	1,629	73.2 (1.9)	1,811	71.4 (1.5)	1,470	69.5 (1.9)
경북	1,675	74.0 (1.6)	1,965	75.0 (1.3)	1,881	75.6 (1.3)	2,317	74.2 (1.4)	2,407	71.6 (1.1)	2,379	70.5 (1.1)	2,018	69.2 (1.3)	1,721	69.9 (1.7)
경남	2,038	77.3 (1.5)	2,310	78.9 (1.7)	2,326	79.7 (0.7)	2,497	73.3 (0.8)	2,507	73.3 (1.1)	2,492	72.1 (1.5)	2,314	71.8 (1.7)	2,350	66.1 (1.1)
제주	975	75.8 (0.7)	1,242	78.3 (1.1)	1,356	80.2 (1.3)	1,108	72.8 (1.5)	1,003	75.4 (1.1)	1,048	70.3 (1.6)	890	71.5 (1.4)	763	71.8 (1.3)

제3부

구강보건



결과표83. 운동이나 사고로 인한 치아 파절률

(단위: %)

구 분	'05			'06			'07			'08			'09			'10			'11			'12		
	N	분율(표준오차)		N	분율(표준오차)		N	분율(표준오차)		N	분율(표준오차)		N	분율(표준오차)		N	분율(표준오차)		N	분율(표준오차)		N	분율(표준오차)	
<b>전 체</b>																								
전 체	-	-	-	-	-	-	-	-	-	-	-	-	-	-	-	10,524	37.8 (0.6)		10,254	40.1 (0.6)		9,597	42.1 (0.6)	
<b>학 년</b>																								
중1	-	-	-	-	-	-	-	-	-	-	-	-	-	-	-	1,662	37.5 (1.4)		1,532	39.8 (1.3)		1,516	41.5 (1.2)	
중2	-	-	-	-	-	-	-	-	-	-	-	-	-	-	-	1,620	39.6 (1.5)		1,588	41.3 (1.4)		1,466	40.4 (1.5)	
중3	-	-	-	-	-	-	-	-	-	-	-	-	-	-	-	1,718	38.6 (1.5)		1,711	43.9 (1.4)		1,543	45.1 (1.3)	
고1	-	-	-	-	-	-	-	-	-	-	-	-	-	-	-	1,872	38.9 (1.4)		1,881	39.8 (1.3)		1,646	46.0 (1.3)	
고2	-	-	-	-	-	-	-	-	-	-	-	-	-	-	-	1,857	35.8 (1.4)		1,819	38.1 (1.3)		1,727	40.4 (1.3)	
고3	-	-	-	-	-	-	-	-	-	-	-	-	-	-	-	1,795	36.7 (1.4)		1,723	37.9 (1.2)		1,699	39.5 (1.3)	
<b>학교급</b>																								
중학교	-	-	-	-	-	-	-	-	-	-	-	-	-	-	-	5,000	38.5 (0.9)		4,831	41.8 (0.8)		4,525	42.4 (0.8)	
고등학교	-	-	-	-	-	-	-	-	-	-	-	-	-	-	-	5,524	37.2 (0.9)		5,423	38.6 (0.8)		5,072	41.9 (0.8)	
일반계고	-	-	-	-	-	-	-	-	-	-	-	-	-	-	-	3,678	40.2 (1.1)		3,512	40.8 (1.0)		3,552	43.2 (0.9)	
특성화계고	-	-	-	-	-	-	-	-	-	-	-	-	-	-	-	1,846	31.0 (1.1)		1,911	34.1 (1.2)		1,520	39.0 (1.5)	
<b>지 역</b>																								
서울	-	-	-	-	-	-	-	-	-	-	-	-	-	-	-	1,051	39.4 (1.5)		1,411	45.0 (1.5)		1,382	44.4 (1.4)	
부산	-	-	-	-	-	-	-	-	-	-	-	-	-	-	-	715	33.8 (1.9)		622	36.7 (2.3)		580	43.6 (2.4)	
대구	-	-	-	-	-	-	-	-	-	-	-	-	-	-	-	630	38.0 (2.3)		532	40.1 (2.1)		482	42.3 (2.3)	
인천	-	-	-	-	-	-	-	-	-	-	-	-	-	-	-	656	38.6 (1.7)		610	40.9 (2.3)		545	42.2 (2.5)	
광주	-	-	-	-	-	-	-	-	-	-	-	-	-	-	-	525	40.5 (1.5)		434	38.5 (2.6)		411	44.4 (2.3)	
대전	-	-	-	-	-	-	-	-	-	-	-	-	-	-	-	533	37.3 (2.0)		383	40.8 (2.8)		405	47.1 (2.1)	
울산	-	-	-	-	-	-	-	-	-	-	-	-	-	-	-	460	38.8 (2.1)		376	38.9 (2.2)		262	46.6 (3.1)	
경기	-	-	-	-	-	-	-	-	-	-	-	-	-	-	-	1,150	41.9 (1.7)		1,945	40.9 (1.1)		1,912	44.2 (1.2)	
강원	-	-	-	-	-	-	-	-	-	-	-	-	-	-	-	582	34.8 (2.8)		436	35.6 (2.9)		408	37.0 (3.0)	
충북	-	-	-	-	-	-	-	-	-	-	-	-	-	-	-	594	32.7 (2.1)		447	40.8 (2.3)		403	39.7 (3.3)	
충남	-	-	-	-	-	-	-	-	-	-	-	-	-	-	-	610	34.4 (3.2)		468	39.5 (2.5)		464	35.0 (3.3)	
전북	-	-	-	-	-	-	-	-	-	-	-	-	-	-	-	585	39.2 (2.6)		478	38.6 (2.9)		380	41.8 (2.7)	
전남	-	-	-	-	-	-	-	-	-	-	-	-	-	-	-	604	32.9 (2.7)		557	38.6 (2.8)		455	34.0 (3.4)	
경북	-	-	-	-	-	-	-	-	-	-	-	-	-	-	-	665	34.0 (2.1)		561	38.0 (3.3)		508	44.0 (2.6)	
경남	-	-	-	-	-	-	-	-	-	-	-	-	-	-	-	801	35.8 (2.7)		725	35.5 (2.0)		723	37.8 (1.8)	
제주	-	-	-	-	-	-	-	-	-	-	-	-	-	-	-	363	28.5 (2.7)		269	32.3 (2.9)		277	36.2 (3.0)	
<b>남학생</b>																								
전 체	-	-	-	-	-	-	-	-	-	-	-	-	-	-	-	5,677	44.4 (0.8)		5,238	47.8 (0.8)		5,108	48.7 (0.7)	
<b>학 년</b>																								
중1	-	-	-	-	-	-	-	-	-	-	-	-	-	-	-	902	41.0 (2.0)		822	47.2 (1.8)		775	46.7 (1.7)	
중2	-	-	-	-	-	-	-	-	-	-	-	-	-	-	-	839	45.8 (2.0)		776	47.8 (2.0)		744	47.3 (1.9)	
중3	-	-	-	-	-	-	-	-	-	-	-	-	-	-	-	958	46.5 (2.0)		912	51.8 (2.0)		823	50.0 (1.8)	
고1	-	-	-	-	-	-	-	-	-	-	-	-	-	-	-	972	48.0 (1.7)		953	48.4 (1.9)		905	54.4 (1.6)	
고2	-	-	-	-	-	-	-	-	-	-	-	-	-	-	-	1,028	42.8 (1.8)		900	46.1 (1.8)		919	48.9 (1.8)	
고3	-	-	-	-	-	-	-	-	-	-	-	-	-	-	-	978	42.4 (1.8)		875	45.5 (1.8)		942	45.2 (1.6)	
<b>학교급</b>																								
중학교	-	-	-	-	-	-	-	-	-	-	-	-	-	-	-	2,699	44.4 (1.2)		2,510	49.1 (1.2)		2,342	48.0 (1.0)	
고등학교	-	-	-	-	-	-	-	-	-	-	-	-	-	-	-	2,978	44.4 (1.0)		2,728	46.7 (1.0)		2,766	49.3 (1.0)	
일반계고	-	-	-	-	-	-	-	-	-	-	-	-	-	-	-	2,025	48.2 (1.1)		1,884	49.1 (1.3)		1,923	50.3 (1.1)	
특성화계고	-	-	-	-	-	-	-	-	-	-	-	-	-	-	-	953	36.6 (1.7)		844	41.5 (1.6)		843	47.0 (1.8)	

※ 최근 12개월 동안 치아가 깨지거나 부러진 사람 중에서 운동이나 사고로 인해 치아가 깨지거나 부러진 사람의 분율



(단위: %)

제3부  
구강보건



결과표84. 연간 구강보건교육 경험률

(단위: %)


구 분	'05			'06			'07			'08			'09			'10			'11			'12		
	N	분율(표준인자)		N	분율(표준인자)		N	분율(표준인자)		N	분율(표준인자)		N	분율(표준인자)		N	분율(표준인자)		N	분율(표준인자)		N	분율(표준인자)	
<b>전 체</b>																								
전 체	-	-	-	-	-	-	-	-	-	-	-	-	-	-	-	73,238	22.0 (0.4)		75,643	20.9 (0.3)		74,186	21.0 (0.4)	
<b>학 년</b>																								
중1	-	-	-	-	-	-	-	-	-	-	-	-	-	-	-	12,468	38.9 (0.8)		12,728	39.2 (0.8)		12,362	38.1 (0.8)	
중2	-	-	-	-	-	-	-	-	-	-	-	-	-	-	-	12,499	26.6 (0.7)		12,903	24.9 (0.6)		12,384	28.6 (0.7)	
중3	-	-	-	-	-	-	-	-	-	-	-	-	-	-	-	12,603	21.2 (0.8)		12,843	20.5 (0.6)		12,551	19.3 (0.6)	
고1	-	-	-	-	-	-	-	-	-	-	-	-	-	-	-	12,021	22.0 (0.9)		12,569	20.8 (0.6)		12,451	18.6 (0.7)	
고2	-	-	-	-	-	-	-	-	-	-	-	-	-	-	-	12,124	15.3 (0.6)		12,508	12.4 (0.5)		12,315	14.0 (0.6)	
고3	-	-	-	-	-	-	-	-	-	-	-	-	-	-	-	11,523	8.3 (0.6)		12,092	8.4 (0.4)		12,123	8.8 (0.4)	
<b>학교급</b>																								
중학교	-	-	-	-	-	-	-	-	-	-	-	-	-	-	-	37,570	28.8 (0.5)		38,474	28.0 (0.5)		37,297	28.4 (0.5)	
고등학교	-	-	-	-	-	-	-	-	-	-	-	-	-	-	-	35,668	15.3 (0.4)		37,169	13.9 (0.4)		36,889	13.8 (0.4)	
일반계고	-	-	-	-	-	-	-	-	-	-	-	-	-	-	-	26,845	14.9 (0.6)		27,278	12.7 (0.4)		28,443	13.1 (0.5)	
특성화계고	-	-	-	-	-	-	-	-	-	-	-	-	-	-	-	8,823	16.5 (0.6)		9,891	18.0 (0.9)		8,446	16.4 (1.1)	
<b>지 역</b>																								
서울	-	-	-	-	-	-	-	-	-	-	-	-	-	-	-	7,848	21.1 (0.7)		11,355	21.6 (0.6)		11,373	21.4 (0.7)	
부산	-	-	-	-	-	-	-	-	-	-	-	-	-	-	-	5,303	20.6 (0.8)		5,157	19.5 (0.9)		4,939	18.7 (0.8)	
대구	-	-	-	-	-	-	-	-	-	-	-	-	-	-	-	5,030	20.2 (0.8)		4,439	22.1 (0.9)		4,312	18.4 (1.0)	
인천	-	-	-	-	-	-	-	-	-	-	-	-	-	-	-	5,008	20.9 (1.2)		4,516	20.4 (1.2)		4,302	17.7 (1.3)	
광주	-	-	-	-	-	-	-	-	-	-	-	-	-	-	-	4,024	30.1 (1.9)		3,309	28.4 (1.1)		3,149	30.4 (1.5)	
대전	-	-	-	-	-	-	-	-	-	-	-	-	-	-	-	3,874	16.3 (1.1)		3,003	15.3 (1.2)		2,975	16.1 (1.2)	
울산	-	-	-	-	-	-	-	-	-	-	-	-	-	-	-	3,478	22.5 (1.1)		2,913	19.7 (1.3)		2,518	21.8 (1.7)	
경기	-	-	-	-	-	-	-	-	-	-	-	-	-	-	-	9,044	19.5 (0.8)		14,427	18.0 (0.5)		15,658	19.3 (0.7)	
강원	-	-	-	-	-	-	-	-	-	-	-	-	-	-	-	3,447	22.0 (1.2)		2,722	21.3 (2.9)		2,486	21.0 (1.1)	
충북	-	-	-	-	-	-	-	-	-	-	-	-	-	-	-	3,500	18.8 (1.8)		2,973	18.1 (1.6)		2,753	15.6 (1.3)	
충남	-	-	-	-	-	-	-	-	-	-	-	-	-	-	-	3,869	25.3 (3.7)		3,457	21.4 (1.6)		3,264	25.6 (2.5)	
전북	-	-	-	-	-	-	-	-	-	-	-	-	-	-	-	3,778	27.6 (1.8)		3,382	27.9 (1.8)		3,133	34.6 (3.0)	
전남	-	-	-	-	-	-	-	-	-	-	-	-	-	-	-	3,381	33.2 (2.3)		3,434	26.5 (3.1)		2,906	21.6 (2.1)	
경북	-	-	-	-	-	-	-	-	-	-	-	-	-	-	-	4,515	21.3 (1.4)		4,028	22.6 (1.6)		3,755	19.9 (1.9)	
경남	-	-	-	-	-	-	-	-	-	-	-	-	-	-	-	4,810	26.2 (1.2)		4,733	21.3 (1.2)		4,920	22.7 (2.1)	
제주	-	-	-	-	-	-	-	-	-	-	-	-	-	-	-	2,329	25.9 (1.9)		1,795	25.6 (1.6)		1,743	21.3 (2.3)	
<b>남학생</b>																								
전 체	-	-	-	-	-	-	-	-	-	-	-	-	-	-	-	38,391	24.6 (0.5)		37,873	23.0 (0.4)		38,221	22.5 (0.4)	
<b>학 년</b>																								
중1	-	-	-	-	-	-	-	-	-	-	-	-	-	-	-	6,519	41.5 (1.0)		6,548	40.2 (1.0)		6,364	38.0 (0.8)	
중2	-	-	-	-	-	-	-	-	-	-	-	-	-	-	-	6,620	28.6 (1.0)		6,413	27.5 (0.8)		6,394	30.1 (0.9)	
중3	-	-	-	-	-	-	-	-	-	-	-	-	-	-	-	6,817	24.1 (1.0)		6,589	22.9 (0.8)		6,525	21.3 (0.8)	
고1	-	-	-	-	-	-	-	-	-	-	-	-	-	-	-	6,229	26.3 (1.1)		6,386	24.2 (0.9)		6,606	21.5 (0.7)	
고2	-	-	-	-	-	-	-	-	-	-	-	-	-	-	-	6,273	17.8 (0.8)		5,954	14.0 (0.7)		6,221	16.0 (0.8)	
고3	-	-	-	-	-	-	-	-	-	-	-	-	-	-	-	5,933	9.7 (0.9)		5,983	10.0 (0.5)		6,111	9.9 (0.5)	
<b>학교급</b>																								
중학교	-	-	-	-	-	-	-	-	-	-	-	-	-	-	-	19,956	31.2 (0.7)		19,550	30.0 (0.5)		19,283	29.6 (0.6)	
고등학교	-	-	-	-	-	-	-	-	-	-	-	-	-	-	-	18,435	18.0 (0.6)		18,323	16.2 (0.5)		18,938	15.8 (0.5)	
일반계고	-	-	-	-	-	-	-	-	-	-	-	-	-	-	-	14,042	17.8 (0.8)		13,946	15.1 (0.5)		14,458	15.5 (0.5)	
특성화계고	-	-	-	-	-	-	-	-	-	-	-	-	-	-	-	4,393	18.8 (0.7)		4,377	19.4 (1.2)		4,480	16.7 (1.2)	

※ 최근 12개월 동안 학교에서(수업시간, 방송교육, 강당에서의 교육 등 모두 포함) 치아(구강)건강 교육을 받은 적이 있는 사람의 분율



(계속: 연간 구강보건교육 경험률)

(단위: %)

구 분	'05			'06			'07			'08			'09			'10			'11			'12		
	N	분	일(표준오차)	N	분	일(표준오차)	N	분	일(표준오차)	N	분	일(표준오차)	N	분	일(표준오차)	N	분	일(표준오차)	N	분	일(표준오차)	N	분	일(표준오차)
지 역																								
서울	-	-	-	-	-	-	-	-	-	-	-	-	-	-	-	4,018	23.7	(1.1)	5,428	23.6	(0.9)	5,266	22.6	(1.0)
부산	-	-	-	-	-	-	-	-	-	-	-	-	-	-	-	2,804	23.3	(1.1)	2,781	22.8	(1.5)	2,807	20.4	(1.3)
대구	-	-	-	-	-	-	-	-	-	-	-	-	-	-	-	2,650	21.8	(1.2)	2,391	24.4	(1.4)	2,624	19.9	(1.0)
인천	-	-	-	-	-	-	-	-	-	-	-	-	-	-	-	2,566	23.6	(1.3)	2,183	22.1	(1.5)	2,237	20.6	(1.6)
광주	-	-	-	-	-	-	-	-	-	-	-	-	-	-	-	2,149	32.2	(2.4)	1,714	30.9	(2.1)	1,689	33.9	(2.1)
대전	-	-	-	-	-	-	-	-	-	-	-	-	-	-	-	2,110	18.4	(1.3)	1,554	16.6	(1.7)	1,694	18.1	(1.6)
울산	-	-	-	-	-	-	-	-	-	-	-	-	-	-	-	2,170	24.3	(1.2)	1,453	22.5	(1.8)	1,329	22.5	(1.7)
경기	-	-	-	-	-	-	-	-	-	-	-	-	-	-	-	4,825	21.7	(1.0)	7,226	19.8	(0.7)	7,677	21.6	(0.8)
강원	-	-	-	-	-	-	-	-	-	-	-	-	-	-	-	1,771	23.7	(1.7)	1,360	21.6	(3.7)	1,235	19.2	(1.7)
충북	-	-	-	-	-	-	-	-	-	-	-	-	-	-	-	1,861	22.6	(1.6)	1,396	18.9	(1.9)	1,493	18.3	(2.0)
충남	-	-	-	-	-	-	-	-	-	-	-	-	-	-	-	1,975	30.4	(6.6)	1,792	22.5	(1.8)	1,680	24.4	(2.0)
전북	-	-	-	-	-	-	-	-	-	-	-	-	-	-	-	2,005	29.1	(1.8)	1,638	29.5	(2.6)	1,470	36.5	(3.5)
전남	-	-	-	-	-	-	-	-	-	-	-	-	-	-	-	1,752	37.8	(2.6)	1,623	30.4	(3.2)	1,436	24.0	(1.2)
경북	-	-	-	-	-	-	-	-	-	-	-	-	-	-	-	2,136	23.3	(1.8)	2,010	24.0	(2.8)	2,034	20.3	(1.8)
경남	-	-	-	-	-	-	-	-	-	-	-	-	-	-	-	2,318	29.1	(1.3)	2,419	24.6	(1.9)	2,570	22.7	(2.4)
제주	-	-	-	-	-	-	-	-	-	-	-	-	-	-	-	1,281	29.1	(2.4)	905	29.8	(1.2)	980	23.4	(2.4)
 여학생																								
전 체	-	-	-	-	-	-	-	-	-	-	-	-	-	-	-	34,847	19.2	(0.5)	37,770	18.6	(0.4)	35,965	19.3	(0.6)
학 년																								
중1	-	-	-	-	-	-	-	-	-	-	-	-	-	-	-	5,949	36.1	(1.0)	6,180	38.1	(1.0)	5,998	38.1	(1.1)
중2	-	-	-	-	-	-	-	-	-	-	-	-	-	-	-	5,879	24.4	(0.9)	6,490	22.1	(0.8)	5,990	27.0	(1.0)
중3	-	-	-	-	-	-	-	-	-	-	-	-	-	-	-	5,786	17.9	(0.9)	6,254	17.9	(0.7)	6,026	17.1	(0.9)
고1	-	-	-	-	-	-	-	-	-	-	-	-	-	-	-	5,792	17.1	(1.2)	6,183	16.9	(0.7)	5,845	15.4	(0.9)
고2	-	-	-	-	-	-	-	-	-	-	-	-	-	-	-	5,851	12.5	(0.8)	6,554	10.5	(0.7)	6,094	11.9	(0.9)
고3	-	-	-	-	-	-	-	-	-	-	-	-	-	-	-	5,590	6.8	(0.6)	6,109	6.7	(0.4)	6,012	7.6	(0.7)
학교급																								
중학교	-	-	-	-	-	-	-	-	-	-	-	-	-	-	-	17,614	26.1	(0.7)	18,924	25.8	(0.6)	18,014	27.1	(0.8)
고등학교	-	-	-	-	-	-	-	-	-	-	-	-	-	-	-	17,233	12.2	(0.5)	18,846	11.4	(0.4)	17,951	11.7	(0.7)
일반계고	-	-	-	-	-	-	-	-	-	-	-	-	-	-	-	12,803	11.7	(0.6)	13,332	10.0	(0.5)	13,985	10.4	(0.7)
특성화계고	-	-	-	-	-	-	-	-	-	-	-	-	-	-	-	4,430	13.8	(0.8)	5,514	16.2	(1.0)	3,966	16.0	(1.9)
지 역																								
서울	-	-	-	-	-	-	-	-	-	-	-	-	-	-	-	3,830	18.2	(1.0)	5,927	19.4	(0.9)	6,107	20.1	(1.0)
부산	-	-	-	-	-	-	-	-	-	-	-	-	-	-	-	2,499	17.5	(1.3)	2,376	15.6	(1.3)	2,132	16.7	(1.7)
대구	-	-	-	-	-	-	-	-	-	-	-	-	-	-	-	2,380	18.3	(1.0)	2,048	19.5	(1.5)	1,688	16.7	(1.8)
인천	-	-	-	-	-	-	-	-	-	-	-	-	-	-	-	2,442	17.9	(1.9)	2,333	18.5	(2.4)	2,065	14.6	(1.9)
광주	-	-	-	-	-	-	-	-	-	-	-	-	-	-	-	1,875	27.9	(3.0)	1,595	25.7	(2.5)	1,460	26.6	(2.8)
대전	-	-	-	-	-	-	-	-	-	-	-	-	-	-	-	1,764	13.9	(1.7)	1,449	13.8	(1.9)	1,281	14.0	(2.0)
울산	-	-	-	-	-	-	-	-	-	-	-	-	-	-	-	1,308	20.3	(2.0)	1,460	16.5	(1.9)	1,189	21.0	(2.8)
경기	-	-	-	-	-	-	-	-	-	-	-	-	-	-	-	4,219	17.0	(1.2)	7,201	16.0	(0.7)	7,981	16.7	(0.8)
강원	-	-	-	-	-	-	-	-	-	-	-	-	-	-	-	1,676	20.2	(1.6)	1,362	21.0	(3.3)	1,251	23.1	(2.2)
충북	-	-	-	-	-	-	-	-	-	-	-	-	-	-	-	1,639	14.6	(2.7)	1,577	17.2	(2.4)	1,260	12.7	(1.8)
충남	-	-	-	-	-	-	-	-	-	-	-	-	-	-	-	1,894	19.6	(1.6)	1,665	20.3	(2.0)	1,584	26.8	(5.0)
전북	-	-	-	-	-	-	-	-	-	-	-	-	-	-	-	1,773	25.9	(3.8)	1,744	26.1	(2.7)	1,663	32.5	(4.0)
전남	-	-	-	-	-	-	-	-	-	-	-	-	-	-	-	1,629	28.2	(2.2)	1,811	22.3	(3.3)	1,470	19.0	(3.5)
경북	-	-	-	-	-	-	-	-	-	-	-	-	-	-	-	2,379	19.0	(1.8)	2,018	21.1	(1.7)	1,721	19.5	(3.9)
경남	-	-	-	-	-	-	-	-	-	-	-	-	-	-	-	2,492	22.9	(2.1)	2,314	17.6	(1.6)	2,350	22.6	(3.6)
제주	-	-	-	-	-	-	-	-	-	-	-	-	-	-	-	1,048	22.5	(3.2)	890	21.0	(2.6)	763	19.1	(4.1)

제3부

구강보건



결과표85. 주관적 구강건강 인지율

(단위: %)

구 분	'05			'06			'07			'08			'09			'10			'11			'12		
	N	분율(표준오차)		N	분율(표준오차)		N	분율(표준오차)		N	분율(표준오차)		N	분율(표준오차)		N	분율(표준오차)		N	분율(표준오차)		N	분율(표준오차)	
<b>전 체</b>																								
전 체	-	-	-	-	-	-	-	-	-	-	-	-	-	-	-	73,238	33.1 (0.3)		75,643	34.2 (0.2)		74,186	35.7 (0.3)	
<b>학 년</b>																								
중1	-	-	-	-	-	-	-	-	-	-	-	-	-	-	-	12,468	35.4 (0.6)		12,728	37.6 (0.6)		12,362	40.0 (0.5)	
중2	-	-	-	-	-	-	-	-	-	-	-	-	-	-	-	12,499	34.0 (0.6)		12,903	36.0 (0.5)		12,384	38.2 (0.5)	
중3	-	-	-	-	-	-	-	-	-	-	-	-	-	-	-	12,603	33.7 (0.5)		12,843	35.7 (0.5)		12,551	36.2 (0.4)	
고1	-	-	-	-	-	-	-	-	-	-	-	-	-	-	-	12,021	31.1 (0.6)		12,569	32.0 (0.5)		12,451	34.0 (0.5)	
고2	-	-	-	-	-	-	-	-	-	-	-	-	-	-	-	12,124	32.0 (0.6)		12,508	31.3 (0.5)		12,315	33.7 (0.5)	
고3	-	-	-	-	-	-	-	-	-	-	-	-	-	-	-	11,523	32.5 (0.6)		12,092	32.7 (0.5)		12,123	32.7 (0.6)	
<b>학교급</b>																								
중학교	-	-	-	-	-	-	-	-	-	-	-	-	-	-	-	37,570	34.4 (0.4)		38,474	36.4 (0.3)		37,297	38.1 (0.3)	
고등학교	-	-	-	-	-	-	-	-	-	-	-	-	-	-	-	35,668	31.8 (0.4)		37,169	32.0 (0.3)		36,889	33.5 (0.4)	
일반계고	-	-	-	-	-	-	-	-	-	-	-	-	-	-	-	26,845	33.9 (0.5)		27,278	34.3 (0.4)		28,443	35.4 (0.4)	
특성화계고	-	-	-	-	-	-	-	-	-	-	-	-	-	-	-	8,823	25.0 (0.9)		9,891	24.3 (0.6)		8,446	27.0 (0.7)	
<b>지 역</b>																								
서울	-	-	-	-	-	-	-	-	-	-	-	-	-	-	-	7,848	34.3 (0.8)		11,355	36.5 (0.5)		11,373	38.1 (0.6)	
부산	-	-	-	-	-	-	-	-	-	-	-	-	-	-	-	5,303	34.2 (0.8)		5,157	36.1 (0.8)		4,939	37.0 (0.9)	
대구	-	-	-	-	-	-	-	-	-	-	-	-	-	-	-	5,030	31.4 (0.8)		4,439	34.6 (0.9)		4,312	37.0 (1.0)	
인천	-	-	-	-	-	-	-	-	-	-	-	-	-	-	-	5,008	32.3 (0.8)		4,516	33.2 (0.8)		4,302	37.3 (1.0)	
광주	-	-	-	-	-	-	-	-	-	-	-	-	-	-	-	4,024	33.3 (0.9)		3,309	34.1 (0.9)		3,149	36.8 (1.2)	
대전	-	-	-	-	-	-	-	-	-	-	-	-	-	-	-	3,874	35.5 (1.0)		3,003	36.0 (1.0)		2,975	36.6 (1.2)	
울산	-	-	-	-	-	-	-	-	-	-	-	-	-	-	-	3,478	35.0 (0.9)		2,913	36.0 (1.1)		2,518	37.1 (1.4)	
경기	-	-	-	-	-	-	-	-	-	-	-	-	-	-	-	9,044	33.1 (0.8)		14,427	34.1 (0.5)		15,658	35.7 (0.5)	
강원	-	-	-	-	-	-	-	-	-	-	-	-	-	-	-	3,447	31.5 (1.3)		2,722	29.3 (1.2)		2,486	32.9 (2.3)	
충북	-	-	-	-	-	-	-	-	-	-	-	-	-	-	-	3,500	30.6 (0.8)		2,973	32.4 (0.9)		2,753	30.8 (1.2)	
충남	-	-	-	-	-	-	-	-	-	-	-	-	-	-	-	3,869	32.8 (1.3)		3,457	34.6 (1.2)		3,264	33.1 (1.3)	
전북	-	-	-	-	-	-	-	-	-	-	-	-	-	-	-	3,778	30.4 (1.1)		3,382	35.0 (1.3)		3,133	34.3 (1.0)	
전남	-	-	-	-	-	-	-	-	-	-	-	-	-	-	-	3,381	34.4 (0.9)		3,434	31.7 (1.2)		2,906	33.4 (1.7)	
경북	-	-	-	-	-	-	-	-	-	-	-	-	-	-	-	4,515	34.0 (1.5)		4,028	31.6 (1.0)		3,755	34.7 (1.5)	
경남	-	-	-	-	-	-	-	-	-	-	-	-	-	-	-	4,810	31.6 (1.1)		4,733	31.7 (1.1)		4,920	33.8 (0.8)	
제주	-	-	-	-	-	-	-	-	-	-	-	-	-	-	-	2,329	30.5 (1.2)		1,795	31.4 (1.5)		1,743	30.5 (0.8)	
<b>남학생</b>																								
전 체	-	-	-	-	-	-	-	-	-	-	-	-	-	-	-	38,391	35.5 (0.4)		37,873	36.4 (0.3)		38,221	38.2 (0.3)	
<b>학 년</b>																								
중1	-	-	-	-	-	-	-	-	-	-	-	-	-	-	-	6,519	37.1 (0.7)		6,548	39.1 (0.7)		6,364	42.1 (0.8)	
중2	-	-	-	-	-	-	-	-	-	-	-	-	-	-	-	6,620	36.1 (0.7)		6,413	38.7 (0.7)		6,394	41.6 (0.7)	
중3	-	-	-	-	-	-	-	-	-	-	-	-	-	-	-	6,817	36.6 (0.7)		6,589	38.2 (0.6)		6,525	38.7 (0.6)	
고1	-	-	-	-	-	-	-	-	-	-	-	-	-	-	-	6,229	33.8 (0.9)		6,386	33.8 (0.6)		6,606	36.0 (0.7)	
고2	-	-	-	-	-	-	-	-	-	-	-	-	-	-	-	6,273	34.9 (0.9)		5,954	33.5 (0.7)		6,221	35.6 (0.8)	
고3	-	-	-	-	-	-	-	-	-	-	-	-	-	-	-	5,933	34.3 (0.9)		5,983	35.4 (0.7)		6,111	35.7 (0.8)	
<b>학교급</b>																								
중학교	-	-	-	-	-	-	-	-	-	-	-	-	-	-	-	19,956	36.6 (0.5)		19,550	38.7 (0.5)		19,283	40.8 (0.4)	
고등학교	-	-	-	-	-	-	-	-	-	-	-	-	-	-	-	18,435	34.3 (0.6)		18,323	34.2 (0.4)		18,938	35.7 (0.5)	
일반계고	-	-	-	-	-	-	-	-	-	-	-	-	-	-	-	14,042	36.4 (0.7)		13,946	36.5 (0.5)		14,458	37.6 (0.6)	
특성화계고	-	-	-	-	-	-	-	-	-	-	-	-	-	-	-	4,393	27.9 (1.1)		4,377	27.0 (0.7)		4,480	29.5 (0.8)	

※평상시 본인의 구강건강이 '매우 좋은' 또는 '좋은' 편이라고 생각하는 사람의 분율



(계속: 주관적 구강건강 인지율)

(단위: %)

구 분	'05			'06			'07			'08			'09			'10			'11			'12		
	N	분	일(표준오차)	N	분	일(표준오차)	N	분	일(표준오차)	N	분	일(표준오차)	N	분	일(표준오차)	N	분	일(표준오차)	N	분	일(표준오차)	N	분	일(표준오차)
<b>지 역</b>																								
서울	-	-	-	-	-	-	-	-	-	-	-	-	-	-	-	4,018	36.1	(1.1)	5,428	38.9	(0.7)	5,266	40.0	(0.9)
부산	-	-	-	-	-	-	-	-	-	-	-	-	-	-	-	2,804	37.6	(1.0)	2,781	39.1	(1.0)	2,807	38.7	(1.1)
대구	-	-	-	-	-	-	-	-	-	-	-	-	-	-	-	2,650	34.7	(1.1)	2,391	35.5	(1.2)	2,624	39.2	(1.1)
인천	-	-	-	-	-	-	-	-	-	-	-	-	-	-	-	2,566	34.9	(1.1)	2,183	35.8	(1.2)	2,237	41.1	(1.1)
광주	-	-	-	-	-	-	-	-	-	-	-	-	-	-	-	2,149	34.0	(1.5)	1,714	37.1	(0.7)	1,689	39.3	(1.4)
대전	-	-	-	-	-	-	-	-	-	-	-	-	-	-	-	2,110	37.6	(1.3)	1,554	36.8	(1.5)	1,694	40.9	(1.4)
울산	-	-	-	-	-	-	-	-	-	-	-	-	-	-	-	2,170	36.0	(1.0)	1,453	37.9	(1.4)	1,329	39.8	(1.7)
경기	-	-	-	-	-	-	-	-	-	-	-	-	-	-	-	4,825	35.3	(1.0)	7,226	36.7	(0.7)	7,677	38.7	(0.7)
강원	-	-	-	-	-	-	-	-	-	-	-	-	-	-	-	1,771	33.8	(1.4)	1,360	31.5	(1.9)	1,235	38.1	(2.1)
충북	-	-	-	-	-	-	-	-	-	-	-	-	-	-	-	1,861	32.9	(1.1)	1,396	34.9	(1.0)	1,493	31.9	(1.8)
충남	-	-	-	-	-	-	-	-	-	-	-	-	-	-	-	1,975	34.8	(1.9)	1,792	36.0	(1.8)	1,680	34.6	(1.6)
전북	-	-	-	-	-	-	-	-	-	-	-	-	-	-	-	2,005	32.9	(1.4)	1,638	37.2	(1.7)	1,470	35.8	(1.3)
전남	-	-	-	-	-	-	-	-	-	-	-	-	-	-	-	1,752	36.4	(1.3)	1,623	33.5	(1.4)	1,436	37.0	(2.4)
경북	-	-	-	-	-	-	-	-	-	-	-	-	-	-	-	2,136	38.2	(1.7)	2,010	33.8	(1.5)	2,034	36.9	(1.7)
경남	-	-	-	-	-	-	-	-	-	-	-	-	-	-	-	2,318	34.7	(1.2)	2,419	33.0	(1.3)	2,570	34.9	(1.2)
제주	-	-	-	-	-	-	-	-	-	-	-	-	-	-	-	1,281	30.8	(1.3)	905	34.2	(2.1)	980	31.2	(0.9)
<b>여학생</b>																								
전 체	-	-	-	-	-	-	-	-	-	-	-	-	-	-	-	34,847	30.5	(0.4)	37,770	31.7	(0.3)	35,965	33.0	(0.3)
<b>학 년</b>																								
중1	-	-	-	-	-	-	-	-	-	-	-	-	-	-	-	5,949	33.6	(0.8)	6,180	35.9	(0.8)	5,998	37.7	(0.7)
중2	-	-	-	-	-	-	-	-	-	-	-	-	-	-	-	5,879	31.8	(0.9)	6,490	33.0	(0.7)	5,990	34.5	(0.7)
중3	-	-	-	-	-	-	-	-	-	-	-	-	-	-	-	5,786	30.4	(0.6)	6,254	32.9	(0.6)	6,026	33.5	(0.7)
고1	-	-	-	-	-	-	-	-	-	-	-	-	-	-	-	5,792	27.9	(0.9)	6,183	30.0	(0.6)	5,845	31.8	(0.8)
고2	-	-	-	-	-	-	-	-	-	-	-	-	-	-	-	5,851	28.6	(0.7)	6,554	28.8	(0.7)	6,094	31.5	(0.7)
고3	-	-	-	-	-	-	-	-	-	-	-	-	-	-	-	5,590	30.5	(0.9)	6,109	29.6	(0.6)	6,012	29.3	(0.7)
<b>학교급</b>																								
중학교	-	-	-	-	-	-	-	-	-	-	-	-	-	-	-	17,614	31.9	(0.5)	18,924	33.9	(0.4)	18,014	35.2	(0.5)
고등학교	-	-	-	-	-	-	-	-	-	-	-	-	-	-	-	17,233	29.0	(0.5)	18,846	29.5	(0.4)	17,951	30.9	(0.5)
일 반 계 고	-	-	-	-	-	-	-	-	-	-	-	-	-	-	-	12,803	31.2	(0.5)	13,332	31.9	(0.5)	13,985	32.9	(0.5)
특성화계고	-	-	-	-	-	-	-	-	-	-	-	-	-	-	-	4,430	21.5	(0.9)	5,514	21.1	(0.7)	3,966	24.0	(0.8)
<b>지 역</b>																								
서울	-	-	-	-	-	-	-	-	-	-	-	-	-	-	-	3,830	32.3	(1.0)	5,927	33.8	(0.7)	6,107	35.9	(0.8)
부산	-	-	-	-	-	-	-	-	-	-	-	-	-	-	-	2,499	30.3	(1.0)	2,376	32.8	(1.1)	2,132	35.1	(1.4)
대구	-	-	-	-	-	-	-	-	-	-	-	-	-	-	-	2,380	27.5	(1.0)	2,048	33.4	(1.2)	1,688	34.4	(1.7)
인천	-	-	-	-	-	-	-	-	-	-	-	-	-	-	-	2,442	29.3	(1.1)	2,333	30.3	(1.0)	2,065	33.3	(1.5)
광주	-	-	-	-	-	-	-	-	-	-	-	-	-	-	-	1,875	32.5	(1.8)	1,595	30.8	(1.8)	1,460	34.2	(1.7)
대전	-	-	-	-	-	-	-	-	-	-	-	-	-	-	-	1,764	33.1	(1.5)	1,449	35.1	(1.5)	1,281	31.9	(2.2)
울산	-	-	-	-	-	-	-	-	-	-	-	-	-	-	-	1,308	33.9	(1.2)	1,460	33.8	(1.3)	1,189	33.9	(2.0)
경기	-	-	-	-	-	-	-	-	-	-	-	-	-	-	-	4,219	30.7	(1.0)	7,201	31.2	(0.7)	7,981	32.6	(0.6)
강원	-	-	-	-	-	-	-	-	-	-	-	-	-	-	-	1,676	28.9	(1.5)	1,362	26.7	(1.6)	1,251	27.1	(1.8)
충북	-	-	-	-	-	-	-	-	-	-	-	-	-	-	-	1,639	27.9	(1.8)	1,577	29.7	(1.3)	1,260	29.5	(2.2)
충남	-	-	-	-	-	-	-	-	-	-	-	-	-	-	-	1,894	30.5	(1.1)	1,665	33.1	(1.3)	1,584	31.4	(1.6)
전북	-	-	-	-	-	-	-	-	-	-	-	-	-	-	-	1,773	27.7	(1.5)	1,744	32.5	(1.5)	1,663	32.6	(1.5)
전남	-	-	-	-	-	-	-	-	-	-	-	-	-	-	-	1,629	32.3	(1.1)	1,811	29.7	(1.6)	1,470	29.5	(1.6)
경북	-	-	-	-	-	-	-	-	-	-	-	-	-	-	-	2,379	29.0	(1.7)	2,018	29.0	(1.0)	1,721	32.1	(2.1)
경남	-	-	-	-	-	-	-	-	-	-	-	-	-	-	-	2,492	27.9	(1.0)	2,314	30.2	(1.2)	2,350	32.5	(1.2)
제주	-	-	-	-	-	-	-	-	-	-	-	-	-	-	-	1,048	30.2	(2.1)	890	28.4	(1.9)	763	29.8	(1.2)

제3부

구강보건



결과표86. 천식 의사진단율

(단위: %)

구 분	'05			'06			'07			'08			'09			'10			'11			'12		
	N	분율(표준오차)		N	분율(표준오차)		N	분율(표준오차)		N	분율(표준오차)		N	분율(표준오차)		N	분율(표준오차)		N	분율(표준오차)		N	분율(표준오차)	
<b>전 체</b>																								
전 체	-	-	-	-	-	-	74,698	8.5 (0.1)		75,238	8.0 (0.1)		75,066	8.0 (0.1)		73,238	9.0 (0.1)		75,643	9.2 (0.1)		74,186	9.3 (0.1)	
<b>학 년</b>																								
중1	-	-	-	-	-	-	13,035	8.5 (0.3)		13,037	8.3 (0.3)		12,714	8.6 (0.3)		12,468	9.6 (0.3)		12,728	10.3 (0.3)		12,362	10.4 (0.3)	
중2	-	-	-	-	-	-	12,849	9.2 (0.3)		13,056	8.7 (0.3)		12,868	9.1 (0.3)		12,499	9.3 (0.3)		12,903	10.1 (0.3)		12,384	9.6 (0.3)	
중3	-	-	-	-	-	-	12,936	9.0 (0.3)		12,850	8.9 (0.3)		12,827	8.4 (0.3)		12,603	9.5 (0.3)		12,843	9.4 (0.3)		12,551	9.7 (0.3)	
고1	-	-	-	-	-	-	12,809	8.3 (0.3)		12,720	7.9 (0.3)		12,477	7.7 (0.3)		12,021	9.3 (0.3)		12,569	8.7 (0.3)		12,451	9.3 (0.3)	
고2	-	-	-	-	-	-	11,596	8.5 (0.3)		12,375	7.2 (0.3)		12,427	7.7 (0.3)		12,124	8.1 (0.3)		12,508	8.6 (0.3)		12,315	8.8 (0.2)	
고3	-	-	-	-	-	-	11,473	7.7 (0.3)		11,200	6.9 (0.3)		11,753	6.7 (0.3)		11,523	8.4 (0.3)		12,092	8.2 (0.3)		12,123	8.3 (0.3)	
<b>학교급</b>																								
중학교	-	-	-	-	-	-	38,820	8.9 (0.2)		38,943	8.6 (0.2)		38,409	8.7 (0.2)		37,570	9.5 (0.2)		38,474	9.9 (0.2)		37,297	9.9 (0.2)	
고등학교	-	-	-	-	-	-	35,878	8.1 (0.2)		36,295	7.4 (0.2)		36,657	7.4 (0.2)		35,668	8.6 (0.2)		37,169	8.5 (0.2)		36,889	8.8 (0.2)	
일반계고	-	-	-	-	-	-	25,051	8.2 (0.2)		26,808	7.4 (0.2)		27,380	7.5 (0.2)		26,845	8.5 (0.2)		27,278	8.5 (0.2)		28,443	8.7 (0.2)	
특성화계고	-	-	-	-	-	-	10,827	8.1 (0.3)		9,487	7.2 (0.3)		9,277	7.0 (0.3)		8,823	9.0 (0.4)		9,891	8.4 (0.3)		8,446	9.1 (0.3)	
<b>지 역</b>																								
서울	-	-	-	-	-	-	8,402	9.2 (0.3)		8,077	8.5 (0.3)		8,207	8.7 (0.3)		7,848	9.0 (0.3)		11,355	9.6 (0.3)		11,373	9.2 (0.3)	
부산	-	-	-	-	-	-	5,530	7.9 (0.4)		5,501	6.7 (0.3)		5,468	6.6 (0.4)		5,303	7.6 (0.4)		5,157	7.5 (0.3)		4,939	8.5 (0.5)	
대구	-	-	-	-	-	-	5,163	8.3 (0.4)		5,053	8.8 (0.4)		5,063	9.6 (0.4)		5,030	10.1 (0.5)		4,439	9.5 (0.4)		4,312	11.2 (0.4)	
인천	-	-	-	-	-	-	5,122	8.0 (0.5)		5,240	8.0 (0.5)		5,126	8.1 (0.3)		5,008	9.0 (0.3)		4,516	9.5 (0.4)		4,302	9.3 (0.6)	
광주	-	-	-	-	-	-	4,076	9.0 (0.5)		4,011	8.3 (0.3)		4,110	7.9 (0.6)		4,024	9.6 (0.5)		3,309	9.6 (0.6)		3,149	9.8 (0.6)	
대전	-	-	-	-	-	-	3,870	9.1 (0.6)		4,011	8.4 (0.4)		3,948	7.9 (0.3)		3,874	8.5 (0.4)		3,003	8.9 (0.6)		2,975	9.6 (0.5)	
울산	-	-	-	-	-	-	3,723	8.4 (0.6)		3,665	6.5 (0.4)		3,635	6.6 (0.4)		3,478	6.8 (0.4)		2,913	8.2 (0.4)		2,518	7.7 (0.5)	
경기	-	-	-	-	-	-	8,761	8.6 (0.4)		9,332	8.6 (0.4)		9,430	8.2 (0.3)		9,044	9.4 (0.3)		14,427	9.8 (0.3)		15,658	9.9 (0.3)	
강원	-	-	-	-	-	-	3,352	7.6 (0.6)		3,520	6.9 (0.4)		3,553	7.3 (0.5)		3,447	8.7 (0.6)		2,722	8.2 (0.9)		2,486	9.4 (0.8)	
충북	-	-	-	-	-	-	3,601	8.1 (0.7)		3,657	6.6 (0.3)		3,636	7.3 (0.4)		3,500	8.8 (0.6)		2,973	8.5 (0.4)		2,753	7.8 (0.4)	
충남	-	-	-	-	-	-	3,740	10.3 (0.7)		3,910	7.8 (0.5)		3,852	8.6 (0.6)		3,869	9.1 (0.7)		3,457	9.1 (0.5)		3,264	9.8 (0.6)	
전북	-	-	-	-	-	-	3,548	8.3 (0.6)		3,757	9.1 (0.8)		3,799	9.3 (0.4)		3,778	10.3 (0.6)		3,382	9.7 (0.9)		3,133	8.9 (0.7)	
전남	-	-	-	-	-	-	3,661	7.2 (0.4)		3,581	6.1 (0.5)		3,381	6.6 (0.5)		3,381	9.0 (0.7)		3,434	7.9 (0.4)		2,906	7.2 (0.6)	
경북	-	-	-	-	-	-	4,497	9.1 (0.6)		4,589	8.9 (0.5)		4,589	8.8 (0.7)		4,515	9.7 (0.5)		4,028	9.7 (0.5)		3,755	10.0 (0.6)	
경남	-	-	-	-	-	-	5,014	7.5 (0.5)		4,849	6.6 (0.4)		4,933	6.6 (0.4)		4,810	8.0 (0.6)		4,733	8.5 (0.6)		4,920	8.4 (0.4)	
제주	-	-	-	-	-	-	2,638	10.1 (0.6)		2,485	8.9 (0.6)		2,336	8.6 (0.4)		2,329	11.5 (0.5)		1,795	9.1 (0.7)		1,743	10.7 (0.4)	
<b>남학생</b>																								
전 체	-	-	-	-	-	-	39,466	9.7 (0.2)		39,278	9.1 (0.2)		39,612	8.9 (0.2)		38,391	10.2 (0.2)		37,873	10.2 (0.2)		38,221	10.1 (0.2)	
<b>학 년</b>																								
중1	-	-	-	-	-	-	7,102	9.3 (0.5)		6,893	9.0 (0.4)		6,933	8.9 (0.4)		6,519	10.6 (0.4)		6,548	11.5 (0.4)		6,364	10.9 (0.4)	
중2	-	-	-	-	-	-	6,810	10.0 (0.4)		6,938	10.1 (0.5)		6,965	9.9 (0.4)		6,620	10.5 (0.4)		6,413	11.3 (0.5)		6,394	10.3 (0.4)	
중3	-	-	-	-	-	-	6,709	10.2 (0.4)		6,900	9.8 (0.5)		7,035	10.1 (0.5)		6,817	10.5 (0.4)		6,589	10.6 (0.4)		6,525	10.5 (0.4)	
고1	-	-	-	-	-	-	6,602	9.5 (0.4)		6,674	8.5 (0.4)		6,890	8.8 (0.5)		6,229	10.6 (0.4)		6,386	9.3 (0.3)		6,606	10.2 (0.4)	
고2	-	-	-	-	-	-	6,199	10.2 (0.4)		6,067	8.6 (0.4)		6,104	8.3 (0.4)		6,273	9.2 (0.4)		5,954	9.6 (0.4)		6,221	9.5 (0.4)	
고3	-	-	-	-	-	-	6,044	8.9 (0.5)		5,806	8.2 (0.4)		5,685	7.6 (0.4)		5,933	9.9 (0.5)		5,983	9.0 (0.4)		6,111	9.3 (0.4)	
<b>학교급</b>																								
중학교	-	-	-	-	-	-	20,621	9.9 (0.3)		20,731	9.6 (0.3)		20,933	9.6 (0.2)		19,956	10.5 (0.2)		19,550	11.1 (0.3)		19,283	10.6 (0.3)	
고등학교	-	-	-	-	-	-	18,845	9.5 (0.3)		18,547	8.5 (0.3)		18,679	8.2 (0.3)		18,435	9.9 (0.2)		18,323	9.3 (0.2)		18,938	9.7 (0.2)	
일반계고	-	-	-	-	-	-	13,278	9.8 (0.3)		14,247	8.6 (0.3)		14,278	8.6 (0.4)		14,042	9.9 (0.3)		13,946	9.3 (0.3)		14,458	9.8 (0.3)	
특성화계고	-	-	-	-	-	-	5,567	8.9 (0.5)		4,300	8.0 (0.4)		4,401	7.0 (0.5)		4,393	10.0 (0.4)		4,377	9.4 (0.4)		4,480	9.3 (0.5)	

※태어나서 지금까지 천식이라고 의사에게 진단받은 적이 있는 사람의 분율



(계속: 천식 의사진단율)

(단위: %)

구 분	'05			'06			'07			'08			'09			'10			'11			'12		
	N	분	입(표준오차)	N	분	입(표준오차)	N	분	입(표준오차)	N	분	입(표준오차)	N	분	입(표준오차)	N	분	입(표준오차)	N	분	입(표준오차)	N	분	입(표준오차)
<b>지 역</b>																								
서울	-	-	-	-	-	-	4,403	10.8	(0.5)	4,122	9.8	(0.5)	4,224	9.4	(0.5)	4,018	10.7	(0.4)	5,428	10.6	(0.4)	5,266	9.6	(0.4)
부산	-	-	-	-	-	-	2,903	8.6	(0.5)	2,793	7.0	(0.4)	2,748	7.3	(0.5)	2,804	8.2	(0.5)	2,781	8.0	(0.5)	2,807	10.1	(0.7)
대구	-	-	-	-	-	-	2,626	8.9	(0.6)	2,618	10.2	(0.6)	2,682	10.2	(0.6)	2,650	10.4	(0.4)	2,391	10.7	(0.5)	2,624	12.2	(0.6)
인천	-	-	-	-	-	-	2,576	9.1	(0.6)	2,830	9.2	(0.7)	2,792	8.9	(0.5)	2,566	10.0	(0.4)	2,183	9.6	(0.5)	2,237	9.8	(0.9)
광주	-	-	-	-	-	-	2,193	11.0	(0.7)	2,183	9.3	(0.5)	2,253	9.2	(0.6)	2,149	12.2	(0.5)	1,714	11.0	(0.9)	1,689	9.9	(0.8)
대전	-	-	-	-	-	-	2,262	10.4	(0.6)	2,088	9.2	(0.5)	2,230	9.1	(0.5)	2,110	10.4	(0.5)	1,554	9.7	(0.8)	1,694	10.5	(0.5)
울산	-	-	-	-	-	-	1,949	9.6	(0.8)	1,994	7.1	(0.5)	2,098	7.7	(0.5)	2,170	8.1	(0.4)	1,453	8.6	(0.6)	1,329	8.0	(0.6)
경기	-	-	-	-	-	-	4,572	9.2	(0.6)	4,928	10.0	(0.5)	5,071	9.6	(0.5)	4,825	10.4	(0.4)	7,226	10.6	(0.4)	7,677	10.9	(0.4)
강원	-	-	-	-	-	-	1,708	7.8	(0.7)	1,927	8.0	(0.6)	1,885	8.3	(0.7)	1,771	9.5	(0.4)	1,360	9.7	(1.2)	1,235	10.7	(1.6)
충북	-	-	-	-	-	-	1,965	9.8	(0.8)	2,006	7.1	(0.4)	2,008	8.2	(0.5)	1,861	9.3	(0.8)	1,396	9.4	(0.7)	1,493	8.2	(0.5)
충남	-	-	-	-	-	-	1,960	11.5	(1.0)	1,981	9.1	(0.8)	1,963	9.1	(1.0)	1,975	10.6	(0.9)	1,792	9.4	(0.8)	1,680	9.9	(0.6)
전북	-	-	-	-	-	-	1,907	10.7	(0.9)	1,997	9.1	(1.0)	1,983	9.0	(0.6)	2,005	11.7	(0.8)	1,638	11.1	(1.6)	1,470	8.3	(0.7)
전남	-	-	-	-	-	-	1,856	8.2	(0.6)	1,810	7.3	(0.6)	1,734	7.5	(0.7)	1,752	10.7	(0.8)	1,623	10.0	(0.5)	1,436	8.8	(0.7)
경북	-	-	-	-	-	-	2,616	10.4	(0.8)	2,272	10.1	(0.7)	2,182	9.8	(1.1)	2,136	10.5	(0.5)	2,010	11.0	(0.7)	2,034	11.4	(0.7)
경남	-	-	-	-	-	-	2,688	9.2	(0.7)	2,352	6.8	(0.6)	2,426	7.1	(0.5)	2,318	9.0	(0.8)	2,419	10.2	(0.8)	2,570	9.3	(0.5)
제주	-	-	-	-	-	-	1,282	10.7	(0.8)	1,377	10.3	(0.8)	1,333	8.4	(0.8)	1,281	12.8	(0.8)	905	10.9	(0.9)	980	10.1	(0.9)
<b>여학생</b>																								
전 체	-	-	-	-	-	-	35,232	7.2	(0.2)	35,960	6.8	(0.2)	35,454	7.0	(0.2)	34,847	7.7	(0.2)	37,770	8.1	(0.2)	35,965	8.5	(0.2)
<b>학 년</b>																								
중1	-	-	-	-	-	-	5,933	7.5	(0.4)	6,144	7.5	(0.4)	5,781	8.3	(0.4)	5,949	8.5	(0.4)	6,180	9.0	(0.4)	5,998	9.8	(0.4)
중2	-	-	-	-	-	-	6,039	8.3	(0.5)	6,118	7.2	(0.4)	5,903	8.2	(0.4)	5,879	8.1	(0.4)	6,490	8.8	(0.4)	5,990	8.8	(0.4)
중3	-	-	-	-	-	-	6,227	7.6	(0.4)	5,950	7.8	(0.4)	5,792	6.3	(0.4)	5,786	8.4	(0.4)	6,254	8.1	(0.4)	6,026	8.8	(0.4)
고1	-	-	-	-	-	-	6,207	6.9	(0.3)	6,046	7.2	(0.4)	5,587	6.5	(0.4)	5,792	7.8	(0.4)	6,183	8.0	(0.4)	5,845	8.4	(0.3)
고2	-	-	-	-	-	-	5,397	6.6	(0.4)	6,308	5.7	(0.3)	6,323	7.0	(0.4)	5,851	6.9	(0.4)	6,554	7.6	(0.4)	6,094	8.0	(0.3)
고3	-	-	-	-	-	-	5,429	6.3	(0.3)	5,394	5.5	(0.3)	6,068	5.8	(0.3)	5,590	6.7	(0.4)	6,109	7.2	(0.3)	6,012	7.2	(0.4)
<b>학교급</b>																								
중학교	-	-	-	-	-	-	18,199	7.8	(0.3)	18,212	7.5	(0.2)	17,476	7.6	(0.2)	17,614	8.3	(0.3)	18,924	8.7	(0.2)	18,014	9.1	(0.2)
고등학교	-	-	-	-	-	-	17,033	6.6	(0.2)	17,748	6.1	(0.2)	17,978	6.4	(0.2)	17,233	7.1	(0.2)	18,846	7.6	(0.2)	17,951	7.9	(0.2)
일 반 계 고	-	-	-	-	-	-	11,773	6.4	(0.2)	12,561	6.1	(0.2)	13,102	6.3	(0.2)	12,803	7.0	(0.3)	13,332	7.7	(0.2)	13,985	7.6	(0.2)
특성화계고	-	-	-	-	-	-	5,260	7.2	(0.4)	5,187	6.2	(0.4)	4,876	6.9	(0.4)	4,430	7.7	(0.6)	5,514	7.3	(0.4)	3,966	8.8	(0.4)
<b>지 역</b>																								
서울	-	-	-	-	-	-	3,999	7.3	(0.4)	3,955	7.0	(0.3)	3,983	7.8	(0.5)	3,830	7.2	(0.4)	5,927	8.5	(0.4)	6,107	8.8	(0.3)
부산	-	-	-	-	-	-	2,627	7.1	(0.5)	2,708	6.4	(0.3)	2,720	5.8	(0.5)	2,499	7.0	(0.5)	2,376	6.9	(0.5)	2,132	6.6	(0.4)
대구	-	-	-	-	-	-	2,537	7.6	(0.5)	2,435	7.2	(0.5)	2,381	8.8	(0.5)	2,380	9.8	(0.8)	2,048	8.2	(0.5)	1,688	10.0	(0.5)
인천	-	-	-	-	-	-	2,546	6.8	(0.6)	2,410	6.8	(0.5)	2,334	7.4	(0.6)	2,442	7.8	(0.6)	2,333	9.5	(0.6)	2,065	8.9	(0.6)
광주	-	-	-	-	-	-	1,883	6.7	(0.4)	1,828	7.2	(0.5)	1,857	6.5	(0.6)	1,875	6.8	(0.5)	1,595	8.1	(0.6)	1,460	9.8	(0.8)
대전	-	-	-	-	-	-	1,608	7.6	(0.8)	1,923	7.5	(0.6)	1,718	6.5	(0.4)	1,764	6.5	(0.5)	1,449	8.1	(0.7)	1,281	8.7	(0.9)
울산	-	-	-	-	-	-	1,774	7.0	(0.5)	1,671	5.7	(0.6)	1,537	5.2	(0.5)	1,308	5.3	(0.5)	1,460	7.8	(0.7)	1,189	7.3	(0.8)
경기	-	-	-	-	-	-	4,189	7.9	(0.5)	4,404	7.0	(0.5)	4,359	6.6	(0.4)	4,219	8.3	(0.5)	7,201	8.9	(0.4)	7,981	8.8	(0.3)
강원	-	-	-	-	-	-	1,644	7.3	(0.8)	1,593	5.7	(0.4)	1,668	6.2	(0.6)	1,676	7.8	(1.1)	1,362	6.5	(0.6)	1,251	7.9	(0.6)
충북	-	-	-	-	-	-	1,636	6.2	(0.8)	1,651	6.1	(0.4)	1,628	6.3	(0.5)	1,639	8.2	(0.6)	1,577	7.5	(0.7)	1,260	7.4	(0.6)
충남	-	-	-	-	-	-	1,780	9.0	(0.9)	1,929	6.3	(0.5)	1,889	8.0	(0.7)	1,894	7.3	(0.8)	1,665	8.6	(0.6)	1,584	9.6	(0.9)
전북	-	-	-	-	-	-	1,641	5.7	(0.7)	1,760	9.1	(1.0)	1,816	9.6	(0.7)	1,773	8.8	(0.9)	1,744	8.2	(0.8)	1,663	9.5	(0.9)
전남	-	-	-	-	-	-	1,805	6.1	(0.6)	1,771	4.9	(0.6)	1,647	5.6	(0.5)	1,629	7.3	(0.9)	1,811	5.7	(0.5)	1,470	5.6	(0.6)
경북	-	-	-	-	-	-	1,881	7.5	(0.8)	2,317	7.3	(0.8)	2,407	7.5	(0.7)	2,379	8.8	(0.9)	2,018	8.3	(0.5)	1,721	8.5	(0.6)
경남	-	-	-	-	-	-	2,326	5.5	(0.5)	2,497	6.5	(0.5)	2,507	5.9	(0.5)	2,492	6.8	(0.6)	2,314	6.6	(0.6)	2,350	7.4	(0.5)
제주	-	-	-	-	-	-	1,356	9.5	(0.9)	1,108	7.4	(0.8)	1,003	8.7	(0.6)	1,048	10.1	(0.5)	890	7.1	(0.9)	763	11.4	(0.7)



결과표87. 연간 천식 의사진단자의 치료율

(단위: %)


구 분	'05			'06			'07			'08			'09			'10			'11			'12		
	N	분율(표준오차)		N	분율(표준오차)		N	분율(표준오차)		N	분율(표준오차)		N	분율(표준오차)		N	분율(표준오차)		N	분율(표준오차)		N	분율(표준오차)	
<b>전 체</b>																								
전 체	-	-	-	-	-	-	-	-	-	-	-	-	1,663	58.3 (1.5)		1,782	71.5 (1.3)		1,694	69.7 (1.1)		1,775	70.0 ( 1.2)	
<b>학 년</b>																								
중1	-	-	-	-	-	-	-	-	-	-	-	-	325	65.2 (3.5)		354	74.9 (2.9)		366	76.3 (2.3)		404	71.7 ( 2.3)	
중2	-	-	-	-	-	-	-	-	-	-	-	-	337	57.4 (3.2)		338	75.4 (2.7)		338	76.3 (2.4)		315	72.0 ( 2.8)	
중3	-	-	-	-	-	-	-	-	-	-	-	-	318	64.7 (2.7)		315	67.1 (3.1)		320	66.9 (2.8)		281	68.8 ( 2.8)	
고1	-	-	-	-	-	-	-	-	-	-	-	-	276	50.1 (3.9)		265	65.5 (3.6)		233	62.6 (3.0)		287	62.9 ( 2.8)	
고2	-	-	-	-	-	-	-	-	-	-	-	-	249	52.0 (3.2)		265	77.3 (3.0)		246	65.2 (3.3)		262	72.3 ( 2.7)	
고3	-	-	-	-	-	-	-	-	-	-	-	-	158	58.7 (4.8)		245	68.1 (3.4)		191	65.6 (3.3)		226	72.5 ( 3.8)	
<b>학교급</b>																								
중학교	-	-	-	-	-	-	-	-	-	-	-	-	980	62.4 (2.0)		1,007	72.7 (1.7)		1,024	73.3 (1.5)		1,000	70.9 ( 1.5)	
고등학교	-	-	-	-	-	-	-	-	-	-	-	-	683	52.9 (2.3)		775	70.0 (2.2)		670	64.5 (1.8)		775	68.9 ( 1.8)	
일반계고	-	-	-	-	-	-	-	-	-	-	-	-	490	56.4 (2.5)		554	70.0 (2.7)		464	64.7 (2.0)		553	68.2 ( 2.0)	
특성화계고	-	-	-	-	-	-	-	-	-	-	-	-	193	44.9 (4.3)		221	70.1 (3.5)		206	63.9 (3.8)		222	70.4 ( 4.0)	
<b>지 역</b>																								
서울	-	-	-	-	-	-	-	-	-	-	-	-	185	62.6 (3.8)		181	80.7 (3.2)		245	71.7 (2.7)		261	72.5 ( 2.4)	
부산	-	-	-	-	-	-	-	-	-	-	-	-	81	58.2 (4.5)		104	65.1 (4.9)		76	70.5 (5.5)		117	64.1 ( 3.8)	
대구	-	-	-	-	-	-	-	-	-	-	-	-	119	58.2 (5.7)		97	81.5 (4.2)		101	71.8 (3.4)		94	82.8 ( 3.7)	
인천	-	-	-	-	-	-	-	-	-	-	-	-	120	59.9 (3.6)		122	72.0 (3.4)		106	73.2 (4.8)		103	74.4 ( 5.1)	
광주	-	-	-	-	-	-	-	-	-	-	-	-	90	48.5 (8.8)		112	69.7 (3.2)		75	56.2 (3.6)		76	75.9 ( 4.1)	
대전	-	-	-	-	-	-	-	-	-	-	-	-	98	57.7 (3.9)		77	74.7 (4.5)		68	74.1 (5.9)		79	74.2 ( 3.9)	
울산	-	-	-	-	-	-	-	-	-	-	-	-	71	59.4 (5.6)		74	76.6 (3.7)		67	56.9 (5.5)		55	65.5 ( 6.7)	
경기	-	-	-	-	-	-	-	-	-	-	-	-	230	57.2 (3.7)		235	68.4 (3.5)		337	69.0 (2.4)		403	69.8 ( 2.3)	
강원	-	-	-	-	-	-	-	-	-	-	-	-	73	59.2 (5.7)		82	68.2 (4.7)		48	76.7 (5.1)		49	49.6 (12.0)	
충북	-	-	-	-	-	-	-	-	-	-	-	-	74	54.6 (5.8)		94	59.9 (5.7)		60	74.0 (5.6)		58	53.7 ( 9.8)	
충남	-	-	-	-	-	-	-	-	-	-	-	-	90	69.8 (6.6)		97	68.1 (7.7)		77	61.5 (5.4)		86	72.1 ( 4.7)	
전북	-	-	-	-	-	-	-	-	-	-	-	-	106	61.5 (5.1)		137	68.2 (3.6)		106	69.7 (4.5)		80	69.9 ( 6.5)	
전남	-	-	-	-	-	-	-	-	-	-	-	-	70	54.0 (7.3)		86	68.0 (4.0)		85	72.1 (6.4)		61	53.9 ( 7.5)	
경북	-	-	-	-	-	-	-	-	-	-	-	-	100	52.8 (3.8)		98	61.1 (6.2)		100	74.7 (7.2)		91	74.0 ( 4.3)	
경남	-	-	-	-	-	-	-	-	-	-	-	-	96	51.1 (7.7)		115	77.6 (4.7)		97	68.3 (5.2)		107	69.0 ( 5.0)	
제주	-	-	-	-	-	-	-	-	-	-	-	-	60	73.4 (6.1)		71	65.5 (6.3)		46	67.2 (6.3)		55	84.0 ( 4.7)	
<b>남학생</b>																								
전 체	-	-	-	-	-	-	-	-	-	-	-	-	1,046	59.7 (1.9)		1,106	70.6 (1.8)		985	69.0 (1.5)		1,034	68.9 ( 1.5)	
<b>학 년</b>																								
중1	-	-	-	-	-	-	-	-	-	-	-	-	211	70.6 (3.7)		217	78.7 (3.7)		225	77.9 (3.0)		242	72.9 ( 2.9)	
중2	-	-	-	-	-	-	-	-	-	-	-	-	207	56.6 (4.2)		208	72.0 (3.8)		193	77.6 (3.0)		181	68.2 ( 3.8)	
중3	-	-	-	-	-	-	-	-	-	-	-	-	209	64.0 (3.5)		193	65.5 (4.4)		196	66.0 (3.4)		174	65.7 ( 3.5)	
고1	-	-	-	-	-	-	-	-	-	-	-	-	175	53.8 (5.0)		160	64.0 (4.7)		141	61.3 (4.1)		166	62.4 ( 3.7)	
고2	-	-	-	-	-	-	-	-	-	-	-	-	146	51.4 (3.9)		169	74.6 (4.1)		135	58.8 (4.4)		133	69.8 ( 4.0)	
고3	-	-	-	-	-	-	-	-	-	-	-	-	98	59.6 (5.9)		159	67.5 (4.2)		95	66.2 (4.9)		138	74.5 ( 4.0)	
<b>학교급</b>																								
중학교	-	-	-	-	-	-	-	-	-	-	-	-	627	63.9 (2.4)		618	72.4 (2.3)		614	73.9 (1.8)		597	69.3 ( 2.0)	
고등학교	-	-	-	-	-	-	-	-	-	-	-	-	419	54.5 (3.0)		488	68.5 (2.8)		371	61.8 (2.7)		437	68.5 ( 2.4)	
일반계고	-	-	-	-	-	-	-	-	-	-	-	-	311	59.7 (3.0)		361	69.1 (3.5)		266	63.3 (2.9)		315	68.2 ( 2.7)	
특성화계고	-	-	-	-	-	-	-	-	-	-	-	-	108	42.5 (6.2)		127	66.9 (4.3)		105	58.1 (5.9)		122	69.1 ( 4.8)	

※ 최근 12개월 동안 천식 의사진단자 중에서 천식을 위해 '증상이 없더라도 규칙적으로 치료' 또는 '증상이 있을 때만 치료' 받은 적이 있는 사람의 분율



(계속: 연간 천식 의사진단자의 치료율)

(단위: %)

구 분	'05			'06			'07			'08			'09			'10			'11			'12		
	N	분율(표준오차)		N	분율(표준오차)		N	분율(표준오차)		N	분율(표준오차)		N	분율(표준오차)		N	분율(표준오차)		N	분율(표준오차)		N	분율(표준오차)	
<b>지 역</b>																								
서울	-	-	-	-	-	-	-	-	-	-	-	-	111	60.9( 4.6)		116	77.2( 4.1)		138	68.8( 4.0)		141	69.4( 3.4)	
부산	-	-	-	-	-	-	-	-	-	-	-	-	51	59.3( 5.5)		57	71.5( 6.6)		47	72.5( 6.3)		82	68.0( 4.7)	
대구	-	-	-	-	-	-	-	-	-	-	-	-	72	62.2( 7.1)		56	78.0( 6.0)		55	73.4( 5.7)		61	81.0( 4.4)	
인천	-	-	-	-	-	-	-	-	-	-	-	-	76	54.7( 4.4)		68	75.6( 4.4)		51	69.6( 7.0)		54	63.4( 8.3)	
광주	-	-	-	-	-	-	-	-	-	-	-	-	65	43.9(11.3)		81	67.1( 3.3)		49	54.2( 5.2)		42	75.1( 5.7)	
대전	-	-	-	-	-	-	-	-	-	-	-	-	59	57.5( 4.6)		57	76.7( 5.3)		43	68.9( 8.0)		50	74.0( 6.1)	
울산	-	-	-	-	-	-	-	-	-	-	-	-	52	60.4( 6.3)		50	68.8( 5.5)		42	50.1( 7.8)		35	68.4( 7.8)	
경기	-	-	-	-	-	-	-	-	-	-	-	-	142	63.9( 4.2)		152	68.7( 4.7)		180	69.8( 2.9)		227	69.4( 3.3)	
강원	-	-	-	-	-	-	-	-	-	-	-	-	45	56.7( 8.3)		46	65.5( 6.7)		30	68.2(10.2)		32	55.8(11.4)	
충북	-	-	-	-	-	-	-	-	-	-	-	-	53	53.0( 8.2)		53	56.7( 6.2)		29	84.4( 7.5)		32	55.3(11.4)	
충남	-	-	-	-	-	-	-	-	-	-	-	-	53	71.5( 5.6)		68	67.2( 8.8)		41	60.5( 7.7)		50	71.3( 5.6)	
전북	-	-	-	-	-	-	-	-	-	-	-	-	71	59.5( 5.7)		77	68.4( 4.6)		69	70.6( 4.6)		38	67.3( 9.6)	
전남	-	-	-	-	-	-	-	-	-	-	-	-	45	56.2( 7.8)		51	73.1( 5.3)		55	70.5( 7.9)		35	46.6( 9.9)	
경북	-	-	-	-	-	-	-	-	-	-	-	-	58	57.0( 5.5)		61	54.5( 7.7)		63	73.8( 8.8)		53	76.4( 6.4)	
경남	-	-	-	-	-	-	-	-	-	-	-	-	57	57.2( 9.8)		67	73.8( 6.3)		65	70.2( 6.5)		67	70.4( 6.6)	
제주	-	-	-	-	-	-	-	-	-	-	-	-	36	68.0( 8.7)		46	64.6( 8.0)		28	68.2( 8.5)		35	78.2( 7.9)	
 <b>여학생</b>																								
<b>전 체</b>	-	-	-	-	-	-	-	-	-	-	-	-	617	55.9( 2.3)		676	72.9( 1.7)		709	70.8( 1.7)		741	71.5( 1.9)	
<b>학 년</b>																								
중1	-	-	-	-	-	-	-	-	-	-	-	-	114	56.9( 6.1)		137	69.0( 4.5)		141	73.8( 3.5)		162	69.9( 3.5)	
중2	-	-	-	-	-	-	-	-	-	-	-	-	130	58.6( 4.5)		130	81.0( 3.8)		145	74.4( 3.8)		134	77.1( 3.9)	
중3	-	-	-	-	-	-	-	-	-	-	-	-	109	66.0( 5.1)		122	69.8( 4.3)		124	68.3( 4.7)		107	73.6( 4.5)	
고1	-	-	-	-	-	-	-	-	-	-	-	-	101	42.4( 4.7)		105	68.0( 5.3)		92	64.9( 4.3)		121	63.4( 4.2)	
고2	-	-	-	-	-	-	-	-	-	-	-	-	103	53.0( 5.2)		96	82.3( 3.7)		111	75.4( 4.3)		129	75.4( 4.2)	
고3	-	-	-	-	-	-	-	-	-	-	-	-	60	57.1( 7.6)		86	69.3( 5.9)		96	64.9( 5.0)		88	69.5( 6.2)	
<b>학교급</b>																								
중학교	-	-	-	-	-	-	-	-	-	-	-	-	353	60.1( 3.4)		389	73.1( 2.2)		410	72.3( 2.3)		403	73.4( 2.4)	
고등학교	-	-	-	-	-	-	-	-	-	-	-	-	264	50.0( 3.2)		287	72.7( 2.7)		299	68.5( 2.6)		338	69.4( 2.9)	
일반계 고	-	-	-	-	-	-	-	-	-	-	-	-	179	50.3( 3.9)		193	71.6( 3.4)		198	66.7( 3.1)		238	68.2( 3.2)	
특성화계 고	-	-	-	-	-	-	-	-	-	-	-	-	85	49.2( 5.2)		94	75.7( 4.3)		101	73.7( 4.4)		100	71.9( 6.0)	
<b>지 역</b>																								
서울	-	-	-	-	-	-	-	-	-	-	-	-	74	65.2( 5.7)		65	87.7( 3.7)		107	75.9( 3.9)		120	77.0( 3.2)	
부산	-	-	-	-	-	-	-	-	-	-	-	-	30	56.0( 7.4)		47	56.8( 7.0)		29	66.7( 9.4)		35	56.2( 8.2)	
대구	-	-	-	-	-	-	-	-	-	-	-	-	47	51.3( 6.5)		41	85.6( 5.1)		46	69.9( 4.1)		33	85.4( 5.5)	
인천	-	-	-	-	-	-	-	-	-	-	-	-	44	69.5( 6.2)		54	67.3( 5.1)		55	77.0( 5.6)		49	85.3( 4.7)	
광주	-	-	-	-	-	-	-	-	-	-	-	-	25	60.8( 9.8)		31	76.6( 5.9)		26	60.0( 6.1)		34	76.7( 5.1)	
대전	-	-	-	-	-	-	-	-	-	-	-	-	39	58.0( 6.5)		20	69.3( 9.0)		25	84.5( 6.3)		29	74.5( 5.9)	
울산	-	-	-	-	-	-	-	-	-	-	-	-	19	57.1( 9.7)		24	86.8( 4.1)		25	70.9( 6.4)		20	60.7( 9.1)	
경기	-	-	-	-	-	-	-	-	-	-	-	-	88	47.4( 4.9)		83	67.7( 4.3)		157	68.0( 3.5)		176	70.5( 3.6)	
강원	-	-	-	-	-	-	-	-	-	-	-	-	28	63.8( 9.1)		36	71.1( 5.7)		18	90.6( 7.6)		17	38.7(18.7)	
충북	-	-	-	-	-	-	-	-	-	-	-	-	21	57.3( 8.6)		41	63.8( 7.0)		31	61.1( 9.6)		26	51.5(13.9)	
충남	-	-	-	-	-	-	-	-	-	-	-	-	37	67.1(13.8)		29	71.0( 8.8)		36	62.9( 5.4)		36	73.4( 8.4)	
전북	-	-	-	-	-	-	-	-	-	-	-	-	35	64.6( 9.5)		60	68.1( 4.8)		37	68.0( 7.8)		42	72.3( 7.8)	
전남	-	-	-	-	-	-	-	-	-	-	-	-	25	49.6(11.5)		35	61.0( 8.4)		30	76.6(10.2)		26	62.7(11.8)	
경북	-	-	-	-	-	-	-	-	-	-	-	-	42	43.2( 7.2)		37	74.0( 7.4)		37	76.8( 9.5)		38	70.5( 6.4)	
경남	-	-	-	-	-	-	-	-	-	-	-	-	39	39.3( 7.1)		48	83.7( 4.3)		32	63.7( 9.7)		40	67.0(10.9)	
제주	-	-	-	-	-	-	-	-	-	-	-	-	24	80.5( 9.7)		25	66.8( 7.4)		18	65.7(12.0)		20	90.6( 3.7)	



결과표88. 평생 천식 의사진단자의 연간 운동 유발성 천식 증상 경험률

(단위: %)

구 분	'05			'06			'07			'08			'09			'10			'11			'12		
	N	분율(표준오차)		N	분율(표준오차)		N	분율(표준오차)		N	분율(표준오차)		N	분율(표준오차)		N	분율(표준오차)		N	분율(표준오차)		N	분율(표준오차)	
<b>전 체</b>																								
전 체	-	-	-	-	-	-	6,320	49.6 (0.8)		5,879	43.1 (0.7)		6,008	37.7 (0.7)		6,586	34.7 (0.7)		6,816	35.7 (0.6)		6,946	37.2 (0.6)	
<b>학 년</b>																								
중1	-	-	-	-	-	-	1,081	45.2 (1.6)		1,067	41.6 (1.6)		1,080	35.8 (1.9)		1,193	32.0 (1.4)		1,271	32.8 (1.4)		1,277	36.7 (1.5)	
중2	-	-	-	-	-	-	1,156	51.5 (1.8)		1,098	43.7 (1.7)		1,155	36.1 (1.6)		1,153	32.8 (1.6)		1,257	32.8 (1.4)		1,196	38.1 (1.5)	
중3	-	-	-	-	-	-	1,144	48.6 (1.8)		1,074	42.4 (1.7)		1,089	39.9 (1.6)		1,193	35.7 (1.7)		1,190	38.1 (1.4)		1,189	36.1 (1.5)	
고1	-	-	-	-	-	-	1,078	50.2 (1.9)		1,001	42.8 (1.8)		947	40.4 (1.6)		1,089	36.9 (1.7)		1,084	36.7 (1.5)		1,170	37.1 (1.3)	
고2	-	-	-	-	-	-	984	49.7 (1.8)		875	44.0 (2.0)		969	38.8 (2.0)		999	33.8 (2.0)		1,058	38.1 (1.6)		1,081	39.0 (1.5)	
고3	-	-	-	-	-	-	877	52.7 (2.1)		764	44.8 (2.0)		768	35.3 (2.0)		959	37.3 (1.6)		956	36.2 (1.7)		1,033	36.1 (1.5)	
<b>학교급</b>																								
중학교	-	-	-	-	-	-	3,381	48.6 (1.1)		3,239	42.6 (0.9)		3,324	37.3 (1.0)		3,539	33.5 (0.9)		3,718	34.5 (0.8)		3,662	36.9 (0.9)	
고등학교	-	-	-	-	-	-	2,939	50.8 (1.2)		2,640	43.8 (1.2)		2,684	38.3 (1.1)		3,047	36.1 (1.2)		3,098	37.0 (0.9)		3,284	37.4 (0.8)	
일반계고	-	-	-	-	-	-	2,078	49.8 (1.4)		1,981	41.8 (1.4)		2,045	37.0 (1.3)		2,272	35.9 (1.4)		2,286	35.8 (1.0)		2,502	36.9 (0.9)	
특성화계고	-	-	-	-	-	-	861	53.5 (2.2)		659	49.8 (2.1)		639	42.9 (1.9)		775	36.8 (2.0)		812	41.2 (2.0)		782	39.1 (1.7)	
<b>지 역</b>																								
서울	-	-	-	-	-	-	773	46.1 (1.4)		679	43.0 (1.7)		716	36.1 (1.7)		702	32.3 (1.9)		1,075	33.2 (1.3)		1,056	39.7 (1.5)	
부산	-	-	-	-	-	-	435	51.1 (2.4)		374	42.8 (2.1)		360	30.9 (1.9)		398	37.0 (2.6)		386	34.9 (2.0)		426	31.9 (2.1)	
대구	-	-	-	-	-	-	421	48.3 (2.3)		460	39.6 (2.6)		487	30.0 (1.9)		511	34.2 (1.7)		430	32.2 (1.8)		489	34.4 (1.7)	
인천	-	-	-	-	-	-	411	40.9 (2.4)		420	46.4 (2.6)		430	35.2 (2.1)		463	33.0 (1.7)		415	32.6 (2.8)		417	38.8 (2.3)	
광주	-	-	-	-	-	-	378	50.2 (2.7)		333	43.4 (2.6)		314	43.7 (2.5)		379	40.6 (2.3)		320	31.7 (3.1)		299	38.5 (2.3)	
대전	-	-	-	-	-	-	348	53.6 (1.9)		336	45.0 (2.2)		312	38.8 (3.0)		339	35.7 (2.6)		267	38.5 (1.8)		296	32.6 (2.9)	
울산	-	-	-	-	-	-	306	47.1 (3.2)		241	39.6 (3.2)		248	39.4 (3.3)		262	37.6 (3.0)		236	35.3 (3.0)		197	36.7 (2.8)	
경기	-	-	-	-	-	-	766	49.5 (2.5)		769	43.6 (1.8)		768	40.3 (1.9)		839	34.5 (1.8)		1,426	37.9 (1.4)		1,551	36.8 (1.1)	
강원	-	-	-	-	-	-	259	47.4 (3.0)		242	49.0 (2.5)		263	41.9 (3.8)		298	32.2 (3.2)		193	42.8 (3.7)		214	33.2 (3.8)	
충북	-	-	-	-	-	-	295	49.6 (2.2)		239	43.1 (3.4)		274	40.7 (3.5)		297	36.2 (3.7)		246	38.7 (3.4)		219	37.5 (4.2)	
충남	-	-	-	-	-	-	361	50.4 (2.2)		295	42.8 (2.4)		348	38.7 (3.3)		346	30.4 (2.6)		299	32.6 (3.0)		320	37.4 (2.5)	
전북	-	-	-	-	-	-	285	56.7 (3.5)		335	44.8 (3.6)		341	42.3 (3.2)		370	38.2 (3.1)		321	39.1 (3.1)		283	35.8 (2.7)	
전남	-	-	-	-	-	-	254	59.0 (2.3)		215	43.0 (2.8)		217	47.5 (4.0)		291	38.6 (3.9)		269	40.5 (4.0)		216	37.4 (3.6)	
경북	-	-	-	-	-	-	401	53.4 (3.3)		383	38.5 (3.4)		400	29.4 (2.9)		448	35.5 (3.5)		386	31.2 (2.4)		379	34.5 (4.4)	
경남	-	-	-	-	-	-	372	53.8 (3.5)		335	40.4 (3.6)		322	39.9 (2.5)		385	36.3 (3.8)		387	37.0 (2.1)		406	41.8 (2.4)	
제주	-	-	-	-	-	-	255	54.0 (3.1)		223	52.6 (4.1)		208	45.7 (1.9)		258	32.6 (1.8)		160	39.7 (3.2)		178	48.6 (2.7)	
<b>남학생</b>																								
전 체	-	-	-	-	-	-	3,794	49.6 (1.0)		3,496	42.9 (0.9)		3,493	37.1 (1.0)		3,899	33.5 (1.0)		3,796	34.9 (0.8)		3,906	34.0 (0.8)	
<b>학 년</b>																								
중1	-	-	-	-	-	-	636	45.2 (2.1)		619	39.3 (2.2)		621	34.5 (2.3)		685	29.0 (1.9)		726	31.9 (1.8)		700	35.2 (2.1)	
중2	-	-	-	-	-	-	676	51.2 (2.3)		668	42.8 (2.2)		683	33.7 (2.2)		679	31.3 (2.0)		699	28.9 (1.7)		668	33.5 (1.9)	
중3	-	-	-	-	-	-	668	46.7 (2.4)		637	39.9 (2.3)		685	38.9 (2.2)		720	33.7 (2.1)		684	38.1 (1.8)		675	32.2 (2.0)	
고1	-	-	-	-	-	-	651	51.7 (2.4)		577	46.5 (2.4)		560	40.8 (2.3)		637	34.2 (2.3)		601	37.0 (1.8)		684	32.1 (1.7)	
고2	-	-	-	-	-	-	639	50.9 (2.3)		519	43.6 (2.5)		518	39.6 (2.7)		596	36.6 (2.8)		560	37.6 (2.1)		581	37.5 (2.0)	
고3	-	-	-	-	-	-	524	53.0 (2.6)		476	46.7 (2.6)		426	35.0 (2.4)		582	36.7 (2.1)		526	36.7 (2.2)		598	33.5 (1.9)	
<b>학교급</b>																								
중학교	-	-	-	-	-	-	1,980	47.7 (1.4)		1,924	40.7 (1.2)		1,989	35.8 (1.2)		2,084	31.4 (1.2)		2,109	32.9 (1.1)		2,043	33.6 (1.2)	
고등학교	-	-	-	-	-	-	1,814	51.8 (1.3)		1,572	45.6 (1.5)		1,504	38.7 (1.5)		1,815	35.8 (1.7)		1,687	37.1 (1.2)		1,863	34.3 (1.0)	
일반계고	-	-	-	-	-	-	1,302	51.1 (1.6)		1,222	43.4 (1.8)		1,201	38.0 (1.8)		1,387	35.7 (2.0)		1,282	35.1 (1.2)		1,433	35.3 (1.2)	
특성화계고	-	-	-	-	-	-	512	53.9 (2.1)		350	52.1 (2.8)		303	41.3 (3.1)		428	36.0 (3.0)		405	43.4 (3.0)		430	31.1 (1.9)	

※ 평생 천식 의사진단자 중에서 최근 12개월 동안 운동 중이나 운동 후에 숨 쉴 때 가슴에서 쌕쌕거리는 소리나 휘파람 소리가 난 적이 있는 사람의 분율



(계속: 평생 천식 의사진단자의 연간 운동 유발성 천식 증상 경험률)

(단위: %)

구 분	'05			'06			'07			'08			'09			'10			'11			'12		
	N	분	입(표준오차)	N	분	입(표준오차)	N	분	입(표준오차)	N	분	입(표준오차)	N	분	입(표준오차)	N	분	입(표준오차)	N	분	입(표준오차)	N	분	입(표준오차)
<b>지 역</b>																								
서울	-	-	-	-	-	-	481	46.6	(1.9)	406	42.6	(2.4)	392	36.6	(2.7)	424	30.5	(2.3)	588	33.1	(1.7)	522	36.1	(2.0)
부산	-	-	-	-	-	-	246	49.4	(2.9)	204	41.1	(3.2)	200	28.5	(2.9)	222	36.8	(3.5)	221	38.1	(2.6)	290	27.4	(2.5)
대구	-	-	-	-	-	-	232	48.4	(3.2)	272	36.0	(3.2)	268	28.8	(2.7)	284	33.5	(2.4)	255	29.2	(2.1)	322	31.6	(2.5)
인천	-	-	-	-	-	-	234	36.7	(3.2)	260	47.1	(3.7)	250	32.9	(2.2)	267	33.7	(2.2)	206	27.0	(3.7)	230	35.1	(3.3)
광주	-	-	-	-	-	-	244	52.0	(2.6)	203	44.6	(2.8)	202	46.0	(2.9)	256	39.2	(3.6)	191	28.2	(4.2)	161	33.6	(4.0)
대전	-	-	-	-	-	-	228	49.3	(2.8)	195	43.7	(3.0)	200	42.4	(3.5)	220	34.5	(3.4)	145	39.5	(3.6)	184	32.0	(3.4)
울산	-	-	-	-	-	-	185	47.4	(3.7)	144	37.9	(3.8)	164	35.7	(2.9)	184	35.5	(3.4)	122	34.8	(3.3)	110	33.2	(2.8)
경기	-	-	-	-	-	-	434	49.4	(3.1)	485	43.5	(2.3)	472	39.1	(2.4)	489	33.8	(2.8)	783	36.6	(1.7)	839	34.6	(1.5)
강원	-	-	-	-	-	-	146	44.7	(4.3)	154	49.5	(4.0)	155	38.3	(3.0)	174	34.9	(3.9)	117	49.4	(3.7)	122	29.4	(4.3)
충북	-	-	-	-	-	-	189	50.9	(2.7)	138	45.2	(3.9)	177	37.3	(4.2)	171	33.4	(4.3)	130	39.3	(4.8)	124	34.7	(4.9)
충남	-	-	-	-	-	-	205	48.8	(2.5)	173	43.4	(2.2)	189	35.4	(3.0)	212	29.7	(4.0)	158	31.7	(5.4)	172	35.5	(4.0)
전북	-	-	-	-	-	-	198	54.8	(4.0)	189	45.6	(4.5)	186	42.4	(4.8)	225	35.4	(4.1)	178	39.3	(5.0)	137	31.3	(4.4)
전남	-	-	-	-	-	-	144	64.0	(2.7)	130	44.5	(2.9)	131	47.5	(3.9)	172	33.1	(5.0)	162	35.7	(5.2)	127	30.7	(3.8)
경북	-	-	-	-	-	-	253	56.7	(3.8)	225	38.3	(3.5)	213	29.4	(4.3)	238	34.1	(5.0)	216	30.4	(3.8)	229	32.6	(4.5)
경남	-	-	-	-	-	-	242	55.5	(3.8)	175	44.2	(5.7)	173	41.7	(4.2)	202	34.4	(4.5)	232	36.5	(2.5)	235	38.5	(3.4)
제주	-	-	-	-	-	-	133	57.5	(4.3)	143	46.1	(4.2)	121	46.8	(3.6)	159	31.3	(2.8)	92	40.0	(4.9)	102	44.7	(4.8)
<b>여학생</b>																								
전 체	-	-	-	-	-	-	2,526	49.5	(1.3)	2,383	43.4	(1.2)	2,515	38.7	(1.1)	2,687	36.6	(1.2)	3,020	36.8	(0.9)	3,040	41.4	(0.9)
<b>학 년</b>																								
중1	-	-	-	-	-	-	445	45.2	(3.0)	448	44.7	(2.5)	459	37.5	(2.9)	508	36.1	(2.5)	545	33.9	(2.2)	577	38.5	(2.0)
중2	-	-	-	-	-	-	480	52.0	(3.1)	430	45.1	(2.9)	472	39.4	(2.9)	474	35.1	(2.7)	558	38.2	(2.2)	528	44.0	(2.1)
중3	-	-	-	-	-	-	476	51.6	(2.8)	437	46.0	(2.6)	404	41.8	(2.4)	473	38.4	(3.0)	506	38.0	(2.2)	514	41.1	(2.1)
고1	-	-	-	-	-	-	427	48.0	(2.8)	424	37.8	(2.4)	387	39.8	(2.5)	452	41.1	(2.4)	483	36.3	(2.2)	486	43.7	(2.0)
고2	-	-	-	-	-	-	345	47.6	(3.2)	356	44.6	(3.3)	451	37.7	(2.6)	403	29.6	(2.8)	498	38.8	(2.3)	500	41.0	(2.3)
고3	-	-	-	-	-	-	353	52.1	(3.1)	288	41.7	(3.1)	342	35.7	(3.2)	377	38.3	(2.7)	430	35.4	(2.6)	435	39.9	(2.3)
<b>학교급</b>																								
중학교	-	-	-	-	-	-	1,401	49.7	(1.7)	1,315	45.3	(1.6)	1,335	39.4	(1.6)	1,455	36.6	(1.7)	1,609	36.7	(1.2)	1,619	41.1	(1.2)
고등학교	-	-	-	-	-	-	1,125	49.1	(2.0)	1,068	41.0	(1.6)	1,180	37.8	(1.5)	1,232	36.6	(1.6)	1,411	36.9	(1.4)	1,421	41.7	(1.3)
일 반 계 고	-	-	-	-	-	-	776	47.6	(2.2)	759	39.3	(1.9)	844	35.4	(1.7)	885	36.1	(1.9)	1,004	36.6	(1.7)	1,069	39.2	(1.4)
특성화계고	-	-	-	-	-	-	349	52.9	(4.1)	309	46.1	(3.0)	336	44.9	(3.1)	347	37.9	(2.8)	407	37.9	(2.5)	352	48.9	(2.6)
<b>지 역</b>																								
서울	-	-	-	-	-	-	292	45.1	(2.7)	273	43.7	(3.0)	324	35.4	(2.5)	278	35.2	(3.1)	487	33.4	(2.0)	534	44.0	(1.8)
부산	-	-	-	-	-	-	189	53.5	(4.2)	170	45.0	(3.6)	160	34.6	(2.9)	176	37.2	(3.2)	165	30.6	(3.1)	136	39.9	(3.3)
대구	-	-	-	-	-	-	189	48.2	(3.4)	188	45.8	(3.4)	219	31.5	(2.5)	227	35.0	(3.1)	175	36.7	(3.6)	167	38.3	(2.6)
인천	-	-	-	-	-	-	177	47.0	(4.6)	160	45.3	(3.1)	180	38.3	(3.5)	196	32.0	(2.7)	209	38.8	(2.8)	187	43.2	(2.8)
광주	-	-	-	-	-	-	134	47.0	(4.8)	130	41.9	(4.6)	112	40.3	(2.8)	123	43.1	(2.5)	129	36.7	(4.0)	138	43.8	(3.4)
대전	-	-	-	-	-	-	120	60.3	(2.6)	141	46.7	(3.9)	112	33.3	(4.4)	119	38.0	(4.4)	122	37.1	(4.3)	112	33.4	(3.4)
울산	-	-	-	-	-	-	121	46.7	(4.8)	97	42.1	(5.7)	84	45.9	(5.3)	78	41.5	(5.3)	114	36.1	(4.2)	87	41.0	(4.5)
경기	-	-	-	-	-	-	332	49.6	(3.5)	284	43.9	(2.6)	296	42.1	(3.0)	350	35.5	(3.2)	643	39.7	(2.1)	712	39.7	(1.9)
강원	-	-	-	-	-	-	113	50.6	(4.4)	88	48.3	(4.4)	108	47.3	(7.2)	124	28.6	(4.0)	76	32.0	(8.0)	92	38.9	(7.1)
충북	-	-	-	-	-	-	106	47.4	(3.5)	101	40.3	(6.0)	97	45.8	(5.1)	126	39.7	(6.3)	116	37.9	(5.5)	95	41.1	(6.0)
충남	-	-	-	-	-	-	156	52.9	(3.8)	122	41.7	(5.2)	159	42.9	(5.9)	134	31.6	(5.0)	141	33.7	(4.2)	148	39.6	(3.3)
전북	-	-	-	-	-	-	87	60.7	(5.1)	146	43.9	(5.0)	155	42.2	(4.3)	145	42.3	(4.5)	143	38.8	(3.3)	146	40.2	(3.3)
전남	-	-	-	-	-	-	110	51.7	(4.4)	85	40.5	(4.7)	86	47.4	(6.2)	119	47.5	(5.7)	107	49.7	(5.0)	89	48.8	(5.3)
경북	-	-	-	-	-	-	148	47.8	(4.5)	158	38.8	(7.6)	187	29.3	(4.3)	210	37.5	(3.6)	170	32.6	(4.5)	150	37.6	(5.9)
경남	-	-	-	-	-	-	130	50.5	(6.9)	160	35.6	(5.2)	149	37.4	(3.4)	183	39.4	(4.6)	155	37.9	(4.2)	171	46.4	(3.1)
제주	-	-	-	-	-	-	122	49.6	(4.1)	80	62.7	(6.3)	87	44.5	(4.1)	99	34.4	(3.1)	68	39.2	(3.6)	76	52.5	(4.8)



결과표89. 연간 천식 의사진단자의 운동 유발성 천식 증상 경험률

(단위: %)

구 분	'05			'06			'07			'08			'09			'10			'11			'12		
	N	분율(표준오차)		N	분율(표준오차)		N	분율(표준오차)		N	분율(표준오차)		N	분율(표준오차)		N	분율(표준오차)		N	분율(표준오차)		N	분율(표준오차)	
<b>전 체</b>																								
전 체	-	-	-	-	-	-	-	-	-	-	-	-	1,663	56.7 (1.4)		1,782	51.9 (1.5)		1,694	54.2 (1.3)		1,775	52.5( 1.2)	
<b>학 년</b>																								
중1	-	-	-	-	-	-	-	-	-	-	-	-	325	52.3 (3.3)		354	46.2 (3.0)		366	45.7 (2.7)		404	50.8( 2.9)	
중2	-	-	-	-	-	-	-	-	-	-	-	-	337	50.2 (3.7)		338	48.8 (3.0)		338	51.6 (2.9)		315	52.8( 2.9)	
중3	-	-	-	-	-	-	-	-	-	-	-	-	318	58.2 (2.9)		315	53.9 (3.5)		320	57.7 (2.9)		281	49.1( 3.2)	
고1	-	-	-	-	-	-	-	-	-	-	-	-	276	60.6 (3.4)		265	53.0 (3.5)		233	55.0 (3.1)		287	55.9( 2.8)	
고2	-	-	-	-	-	-	-	-	-	-	-	-	249	60.3 (3.9)		265	57.2 (3.4)		246	62.3 (3.2)		262	52.3( 3.1)	
고3	-	-	-	-	-	-	-	-	-	-	-	-	158	62.3 (4.4)		245	54.6 (4.0)		191	56.9 (4.0)		226	55.0( 3.9)	
<b>학교급</b>																								
중학교	-	-	-	-	-	-	-	-	-	-	-	-	980	53.5 (2.0)		1,007	49.4 (2.0)		1,024	51.5 (1.7)		1,000	50.9( 1.7)	
고등학교	-	-	-	-	-	-	-	-	-	-	-	-	683	60.9 (1.9)		775	54.8 (2.2)		670	58.2 (2.0)		775	54.4( 1.8)	
일반계고	-	-	-	-	-	-	-	-	-	-	-	-	490	62.1 (2.5)		554	55.0 (2.8)		464	55.0 (2.3)		553	56.1( 1.9)	
특성화계고	-	-	-	-	-	-	-	-	-	-	-	-	193	58.2 (2.4)		221	54.3 (3.0)		206	66.4 (3.4)		222	50.3( 3.9)	
<b>지 역</b>																								
서울	-	-	-	-	-	-	-	-	-	-	-	-	185	53.7 (3.8)		181	44.4 (4.3)		245	50.6 (3.1)		261	56.5( 3.1)	
부산	-	-	-	-	-	-	-	-	-	-	-	-	81	49.4 (4.2)		104	53.7 (3.8)		76	52.0 (4.9)		117	43.5( 4.7)	
대구	-	-	-	-	-	-	-	-	-	-	-	-	119	42.6 (3.9)		97	53.4 (3.9)		101	53.3 (4.1)		94	42.3( 5.0)	
인천	-	-	-	-	-	-	-	-	-	-	-	-	120	46.4 (3.7)		122	45.8 (4.1)		106	49.3 (5.6)		103	56.6( 5.2)	
광주	-	-	-	-	-	-	-	-	-	-	-	-	90	58.3 (3.4)		112	57.3 (4.0)		75	46.3 (5.8)		76	52.8( 5.3)	
대전	-	-	-	-	-	-	-	-	-	-	-	-	98	54.9 (4.1)		77	46.5 (6.0)		68	56.0 (8.9)		79	50.1( 5.2)	
울산	-	-	-	-	-	-	-	-	-	-	-	-	71	59.0 (4.0)		74	58.6 (5.0)		67	48.6 (6.0)		55	47.7( 7.4)	
경기	-	-	-	-	-	-	-	-	-	-	-	-	230	62.0 (3.2)		235	52.6 (3.9)		337	61.3 (2.9)		403	53.3( 2.4)	
강원	-	-	-	-	-	-	-	-	-	-	-	-	73	55.7 (4.2)		82	49.9 (4.7)		48	67.0 (7.8)		49	39.0(10.8)	
충북	-	-	-	-	-	-	-	-	-	-	-	-	74	59.9 (7.5)		94	51.3 (4.9)		60	63.5 (6.1)		58	53.0( 8.6)	
충남	-	-	-	-	-	-	-	-	-	-	-	-	90	56.9 (6.0)		97	45.1 (6.8)		77	36.8 (5.0)		86	40.8( 5.2)	
전북	-	-	-	-	-	-	-	-	-	-	-	-	106	57.4 (7.2)		137	56.6 (4.7)		106	52.6 (4.4)		80	58.3( 4.6)	
전남	-	-	-	-	-	-	-	-	-	-	-	-	70	74.8 (6.3)		86	55.9 (5.0)		85	58.3 (6.9)		61	52.3( 7.5)	
경북	-	-	-	-	-	-	-	-	-	-	-	-	100	51.4 (5.7)		98	58.6 (6.1)		100	52.5 (4.9)		91	54.9( 4.3)	
경남	-	-	-	-	-	-	-	-	-	-	-	-	96	58.5 (7.0)		115	60.9 (4.2)		97	51.0 (4.1)		107	58.9( 4.8)	
제주	-	-	-	-	-	-	-	-	-	-	-	-	60	74.4 (2.9)		71	57.5 (2.5)		46	61.2 (7.8)		55	64.9( 6.0)	
<b>남학생</b>																								
전 체	-	-	-	-	-	-	-	-	-	-	-	-	1,046	57.7 (1.8)		1,106	50.4 (2.1)		985	53.2 (1.7)		1,034	48.5( 1.6)	
<b>학 년</b>																								
중1	-	-	-	-	-	-	-	-	-	-	-	-	211	55.7 (3.8)		217	41.7 (3.9)		225	46.7 (3.3)		242	49.3( 3.8)	
중2	-	-	-	-	-	-	-	-	-	-	-	-	207	46.3 (4.5)		208	47.7 (3.9)		193	50.6 (3.8)		181	50.8( 3.8)	
중3	-	-	-	-	-	-	-	-	-	-	-	-	209	59.2 (4.1)		193	52.1 (5.0)		196	55.1 (3.6)		174	42.3( 3.8)	
고1	-	-	-	-	-	-	-	-	-	-	-	-	175	60.7 (4.2)		160	50.1 (4.7)		141	52.5 (3.8)		166	50.2( 3.6)	
고2	-	-	-	-	-	-	-	-	-	-	-	-	146	66.0 (5.0)		169	58.4 (4.6)		135	63.5 (4.1)		133	49.0( 4.3)	
고3	-	-	-	-	-	-	-	-	-	-	-	-	98	61.0 (4.9)		159	54.9 (4.8)		95	53.6 (5.6)		138	49.5( 4.3)	
<b>학교급</b>																								
중학교	-	-	-	-	-	-	-	-	-	-	-	-	627	53.8 (2.5)		618	46.9 (2.8)		614	50.7 (2.1)		597	47.7( 2.2)	
고등학교	-	-	-	-	-	-	-	-	-	-	-	-	419	62.5 (2.5)		488	54.4 (3.0)		371	56.9 (2.7)		437	49.6( 2.4)	
일반계고	-	-	-	-	-	-	-	-	-	-	-	-	311	65.4 (3.1)		361	54.9 (3.8)		266	50.9 (2.9)		315	52.6( 2.6)	
특성화계고	-	-	-	-	-	-	-	-	-	-	-	-	108	55.6 (4.0)		127	52.9 (3.9)		105	71.1 (4.7)		122	41.4( 5.1)	

※ 최근 12개월 동안 천식 의사진단자 중에서 운동 중이나 운동 후에 숨 쉴 때 가슴에서 쌉쌉거리는 소리나 휘파람 소리가 난 적이 있는 사람의 분율



(계속: 연간 천식 의사진단자의 운동 유발성 천식 증상 경험률)

(단위: %)

구 분	'05			'06			'07			'08			'09			'10			'11			'12		
	N	분	일(표준오차)	N	분	일(표준오차)	N	분	일(표준오차)	N	분	일(표준오차)	N	분	일(표준오차)	N	분	일(표준오차)	N	분	일(표준오차)	N	분	일(표준오차)
<b>지 역</b>																								
서울	-	-	-	-	-	-	-	-	-	-	-	-	111	54.7( 5.0)	116	44.1( 5.7)	138	50.7( 3.7)	141	53.5( 3.8)				
부산	-	-	-	-	-	-	-	-	-	-	-	-	51	49.6( 5.2)	57	58.1( 4.9)	47	54.4( 6.6)	82	43.5( 5.9)				
대구	-	-	-	-	-	-	-	-	-	-	-	-	72	42.2( 5.0)	56	47.5( 5.9)	55	53.8( 5.2)	61	39.8( 6.4)				
인천	-	-	-	-	-	-	-	-	-	-	-	-	76	43.3( 4.2)	68	51.9( 5.7)	51	45.3( 7.4)	54	40.9( 7.6)				
광주	-	-	-	-	-	-	-	-	-	-	-	-	65	57.8( 4.0)	81	50.6( 4.3)	49	47.0( 6.8)	42	51.8( 6.9)				
대전	-	-	-	-	-	-	-	-	-	-	-	-	59	55.2( 5.9)	57	46.1( 7.7)	43	58.7(11.6)	50	47.4( 5.4)				
울산	-	-	-	-	-	-	-	-	-	-	-	-	52	58.6( 5.9)	50	54.9( 6.0)	42	52.1( 5.0)	35	40.9( 6.8)				
경기	-	-	-	-	-	-	-	-	-	-	-	-	142	62.9( 4.2)	152	48.9( 5.2)	180	56.6( 3.8)	227	47.6( 3.1)				
강원	-	-	-	-	-	-	-	-	-	-	-	-	45	55.5( 7.6)	46	58.1( 5.6)	30	71.0( 8.2)	32	29.2( 9.2)				
충북	-	-	-	-	-	-	-	-	-	-	-	-	53	63.9( 8.0)	53	49.3( 6.5)	29	71.1( 8.0)	32	41.8( 8.2)				
충남	-	-	-	-	-	-	-	-	-	-	-	-	53	56.0( 8.4)	68	41.8( 9.0)	41	36.4( 5.9)	50	38.2( 6.9)				
전북	-	-	-	-	-	-	-	-	-	-	-	-	71	62.3( 9.3)	77	54.8( 5.4)	69	54.3( 6.1)	38	55.1( 7.9)				
전남	-	-	-	-	-	-	-	-	-	-	-	-	45	80.9( 7.5)	51	52.1( 6.2)	55	57.4( 9.1)	35	48.2( 8.6)				
경북	-	-	-	-	-	-	-	-	-	-	-	-	58	54.4( 8.0)	61	62.5( 7.6)	63	50.8( 6.7)	53	61.5( 9.7)				
경남	-	-	-	-	-	-	-	-	-	-	-	-	57	62.2( 8.7)	67	59.6( 5.2)	65	47.3( 6.4)	67	61.8( 5.2)				
제주	-	-	-	-	-	-	-	-	-	-	-	-	36	74.7( 4.3)	46	58.1( 3.2)	28	58.9(12.3)	35	55.9( 8.6)				
<b>여학생</b>																								
전 체	-	-	-	-	-	-	-	-	-	-	-	-	617	55.0( 2.1)	676	54.3( 2.1)	709	55.8( 2.1)	741	58.1( 1.9)				
<b>학 년</b>																								
중1	-	-	-	-	-	-	-	-	-	-	-	-	114	47.1( 6.0)	137	52.9( 5.1)	141	44.1( 4.3)	162	53.0( 4.2)				
중2	-	-	-	-	-	-	-	-	-	-	-	-	130	55.6( 5.5)	130	50.5( 5.5)	145	52.9( 4.5)	134	55.4( 4.4)				
중3	-	-	-	-	-	-	-	-	-	-	-	-	109	56.3( 4.8)	122	56.8( 5.0)	124	61.9( 4.6)	107	59.5( 5.1)				
고1	-	-	-	-	-	-	-	-	-	-	-	-	101	60.2( 5.8)	105	57.8( 5.1)	92	59.4( 5.0)	121	63.6( 4.4)				
고2	-	-	-	-	-	-	-	-	-	-	-	-	103	51.2( 5.7)	96	55.0( 5.2)	111	60.4( 4.8)	129	56.5( 4.7)				
고3	-	-	-	-	-	-	-	-	-	-	-	-	60	64.7( 8.2)	86	53.9( 6.7)	96	60.7( 5.7)	88	63.1( 6.7)				
<b>학교급</b>																								
중학교	-	-	-	-	-	-	-	-	-	-	-	-	353	52.8( 2.7)	389	53.3( 2.9)	410	52.7( 2.8)	403	55.6( 2.7)				
고등학교	-	-	-	-	-	-	-	-	-	-	-	-	264	58.1( 3.5)	287	55.6( 3.2)	299	60.2( 3.0)	338	60.9( 2.7)				
일반계고	-	-	-	-	-	-	-	-	-	-	-	-	179	56.0( 4.3)	193	55.3( 4.0)	198	60.8( 3.5)	238	60.9( 3.1)				
특성화계고	-	-	-	-	-	-	-	-	-	-	-	-	85	62.9( 5.7)	94	56.6( 4.8)	101	58.4( 5.8)	100	60.9( 5.5)				
<b>지 역</b>																								
서울	-	-	-	-	-	-	-	-	-	-	-	-	74	52.2( 5.8)	65	45.1( 6.1)	107	50.3( 4.7)	120	60.9( 4.5)				
부산	-	-	-	-	-	-	-	-	-	-	-	-	30	48.9( 7.3)	47	47.9( 5.8)	29	47.8( 8.3)	35	43.5( 7.0)				
대구	-	-	-	-	-	-	-	-	-	-	-	-	47	43.4( 5.4)	41	60.1( 5.1)	46	52.7( 7.0)	33	45.7( 8.1)				
인천	-	-	-	-	-	-	-	-	-	-	-	-	44	52.0( 6.4)	54	38.1( 6.1)	55	53.5( 6.8)	49	72.1( 4.8)				
광주	-	-	-	-	-	-	-	-	-	-	-	-	25	59.7( 8.8)	31	74.7( 7.2)	26	45.1( 8.3)	34	53.8( 7.2)				
대전	-	-	-	-	-	-	-	-	-	-	-	-	39	54.4( 6.0)	20	47.6(10.9)	25	50.5(10.9)	29	53.9( 9.5)				
울산	-	-	-	-	-	-	-	-	-	-	-	-	19	60.1( 7.4)	24	63.5( 8.3)	25	41.5(11.5)	20	58.7(12.6)				
경기	-	-	-	-	-	-	-	-	-	-	-	-	88	60.6( 4.6)	83	59.2( 6.0)	157	66.9( 4.0)	176	62.0( 3.7)				
강원	-	-	-	-	-	-	-	-	-	-	-	-	28	56.0( 7.6)	36	40.8( 6.1)	18	60.6(18.2)	17	56.3(22.5)				
충북	-	-	-	-	-	-	-	-	-	-	-	-	21	53.2(12.8)	41	53.6( 7.5)	31	54.0(10.9)	26	68.7( 9.9)				
충남	-	-	-	-	-	-	-	-	-	-	-	-	37	58.1(10.8)	29	55.1( 5.0)	36	37.4( 9.7)	36	44.9( 7.8)				
전북	-	-	-	-	-	-	-	-	-	-	-	-	35	49.5( 9.7)	60	58.8( 4.9)	37	49.3( 8.9)	42	61.2( 7.1)				
전남	-	-	-	-	-	-	-	-	-	-	-	-	25	62.5( 8.9)	35	61.0( 9.0)	30	60.8( 8.6)	26	57.2(10.7)				
경북	-	-	-	-	-	-	-	-	-	-	-	-	42	44.5( 9.4)	37	51.1( 8.8)	37	56.9( 8.3)	38	44.9( 8.6)				
경남	-	-	-	-	-	-	-	-	-	-	-	-	39	51.4( 8.3)	48	63.0( 6.7)	32	59.6( 8.9)	40	54.7( 9.6)				
제주	-	-	-	-	-	-	-	-	-	-	-	-	24	74.0( 4.8)	25	56.7( 5.3)	18	64.5( 3.9)	20	75.1(10.0)				



결과표90. 전식으로 인한 학교 결석률

(단위: %)

구 분	'05			'06			'07			'08			'09			'10			'11			'12		
	N	분율(표준오차)		N	분율(표준오차)		N	분율(표준오차)		N	분율(표준오차)		N	분율(표준오차)		N	분율(표준오차)		N	분율(표준오차)		N	분율(표준오차)	
<b>전 체</b>																								
전 체	-	-	-	-	-	-	-	-	-	-	-	-	1,663	20.9 (1.1)		1,782	24.4 (1.1)		1,694	24.9 (1.2)		1,775	23.4 (1.0)	
<b>학 년</b>																								
중1	-	-	-	-	-	-	-	-	-	-	-	-	325	21.6 (2.9)		354	25.9 (2.5)		366	27.7 (2.5)		404	24.6 (2.2)	
중2	-	-	-	-	-	-	-	-	-	-	-	-	337	19.3 (2.6)		338	26.4 (2.7)		338	24.6 (2.3)		315	27.7 (2.5)	
중3	-	-	-	-	-	-	-	-	-	-	-	-	318	18.1 (2.5)		315	22.5 (2.7)		320	27.9 (2.6)		281	26.1 (2.9)	
고1	-	-	-	-	-	-	-	-	-	-	-	-	276	22.0 (2.9)		265	22.1 (2.9)		233	20.4 (2.7)		287	19.7 (2.3)	
고2	-	-	-	-	-	-	-	-	-	-	-	-	249	21.3 (3.6)		265	25.0 (3.4)		246	24.6 (3.0)		262	18.2 (2.4)	
고3	-	-	-	-	-	-	-	-	-	-	-	-	158	24.7 (3.8)		245	24.4 (3.1)		191	21.8 (3.4)		226	23.0 (3.0)	
<b>학교급</b>																								
중학교	-	-	-	-	-	-	-	-	-	-	-	-	980	19.7 (1.4)		1,007	25.0 (1.5)		1,024	26.7 (1.4)		1,000	26.0 (1.5)	
고등학교	-	-	-	-	-	-	-	-	-	-	-	-	683	22.4 (1.8)		775	23.7 (1.7)		670	22.4 (2.0)		775	20.2 (1.4)	
일반계고	-	-	-	-	-	-	-	-	-	-	-	-	490	20.7 (2.1)		554	20.3 (1.9)		464	19.4 (2.1)		553	17.5 (1.6)	
특성화계고	-	-	-	-	-	-	-	-	-	-	-	-	193	26.4 (3.5)		221	32.7 (3.4)		206	29.8 (4.3)		222	26.7 (2.8)	
<b>지 역</b>																								
서울	-	-	-	-	-	-	-	-	-	-	-	-	185	25.0 (3.0)		181	26.0 (3.4)		245	27.4 (2.8)		261	25.1 (2.4)	
부산	-	-	-	-	-	-	-	-	-	-	-	-	81	18.7 (3.7)		104	23.7 (4.3)		76	23.9 (4.8)		117	29.9 (4.5)	
대구	-	-	-	-	-	-	-	-	-	-	-	-	119	15.2 (3.0)		97	27.4 (4.4)		101	19.6 (3.8)		94	17.8 (3.9)	
인천	-	-	-	-	-	-	-	-	-	-	-	-	120	19.0 (3.3)		122	29.3 (4.1)		106	21.2 (4.1)		103	19.5 (4.1)	
광주	-	-	-	-	-	-	-	-	-	-	-	-	90	25.0 (6.5)		112	32.2 (4.4)		75	22.3 (4.0)		76	11.4 (2.8)	
대전	-	-	-	-	-	-	-	-	-	-	-	-	98	26.0 (4.6)		77	22.7 (3.8)		68	32.9 (5.6)		79	25.3 (4.8)	
울산	-	-	-	-	-	-	-	-	-	-	-	-	71	28.5 (4.3)		74	17.1 (3.5)		67	30.0 (5.8)		55	9.8 (4.0)	
경기	-	-	-	-	-	-	-	-	-	-	-	-	230	17.3 (2.2)		235	20.4 (2.6)		337	22.3 (2.4)		403	19.7 (1.9)	
강원	-	-	-	-	-	-	-	-	-	-	-	-	73	24.9 (6.4)		82	26.6 (4.0)		48	34.9 (6.9)		49	47.4 (5.1)	
충북	-	-	-	-	-	-	-	-	-	-	-	-	74	17.3 (4.8)		94	22.6 (5.6)		60	15.1 (4.6)		58	39.9 (9.5)	
충남	-	-	-	-	-	-	-	-	-	-	-	-	90	10.7 (3.2)		97	24.2 (4.6)		77	27.2 (4.5)		86	24.9 (4.4)	
전북	-	-	-	-	-	-	-	-	-	-	-	-	106	27.4 (5.1)		137	25.5 (3.2)		106	31.2 (4.7)		80	17.8 (4.8)	
전남	-	-	-	-	-	-	-	-	-	-	-	-	70	27.6 (8.0)		86	15.3 (3.8)		85	42.4 (8.8)		61	28.0 (4.5)	
경북	-	-	-	-	-	-	-	-	-	-	-	-	100	11.1 (3.1)		98	29.1 (3.5)		100	21.4 (5.6)		91	20.7 (5.4)	
경남	-	-	-	-	-	-	-	-	-	-	-	-	96	28.1 (5.8)		115	30.9 (4.2)		97	18.1 (4.3)		107	25.4 (3.6)	
제주	-	-	-	-	-	-	-	-	-	-	-	-	60	23.8 (5.9)		71	26.4 (5.0)		46	18.1 (6.2)		55	41.7 (6.4)	
<b>남학생</b>																								
전 체	-	-	-	-	-	-	-	-	-	-	-	-	1,046	22.2 (1.6)		1,106	26.2 (1.5)		985	26.0 (1.7)		1,034	21.9 (1.4)	
<b>학 년</b>																								
중1	-	-	-	-	-	-	-	-	-	-	-	-	211	25.2 (3.9)		217	28.0 (3.5)		225	29.8 (3.1)		242	24.2 (3.0)	
중2	-	-	-	-	-	-	-	-	-	-	-	-	207	17.3 (2.8)		208	29.5 (3.6)		193	21.1 (3.1)		181	23.0 (3.2)	
중3	-	-	-	-	-	-	-	-	-	-	-	-	209	18.9 (3.1)		193	23.8 (3.5)		196	33.0 (3.3)		174	26.5 (3.4)	
고1	-	-	-	-	-	-	-	-	-	-	-	-	175	23.1 (4.0)		160	22.4 (4.0)		141	18.7 (3.5)		166	19.0 (2.8)	
고2	-	-	-	-	-	-	-	-	-	-	-	-	146	28.9 (5.4)		169	26.8 (4.6)		135	27.5 (4.4)		133	16.5 (3.7)	
고3	-	-	-	-	-	-	-	-	-	-	-	-	98	20.9 (4.6)		159	25.9 (3.9)		95	22.0 (5.2)		138	20.6 (3.6)	
<b>학교급</b>																								
중학교	-	-	-	-	-	-	-	-	-	-	-	-	627	20.5 (2.0)		618	27.2 (2.1)		614	28.1 (1.9)		597	24.5 (1.9)	
고등학교	-	-	-	-	-	-	-	-	-	-	-	-	419	24.4 (2.6)		488	24.9 (2.2)		371	22.9 (3.1)		437	18.6 (1.9)	
일반계고	-	-	-	-	-	-	-	-	-	-	-	-	311	23.8 (2.9)		361	21.2 (2.5)		266	19.3 (2.7)		315	17.1 (2.1)	
특성화계고	-	-	-	-	-	-	-	-	-	-	-	-	108	25.7 (5.2)		127	34.7 (4.4)		105	31.3 (7.6)		122	22.8 (3.7)	

※ 최근 12개월 동안 전식 의사진단자 중에서 전식으로 인해 학교를 결석한 적이 있는 사람의 비율



(계속: 전식으로 인한 학교 결석률)

(단위: %)

구 분	'05			'06			'07			'08			'09			'10			'11			'12		
	N	분	율(표준오차)	N	분	율(표준오차)	N	분	율(표준오차)	N	분	율(표준오차)	N	분	율(표준오차)	N	분	율(표준오차)	N	분	율(표준오차)	N	분	율(표준오차)
<b>지 역</b>																								
서울	-	-	-	-	-	-	-	-	-	-	-	-	111	29.4( 3.6)	116	23.8( 4.6)	138	26.1( 3.9)	141	23.8( 3.5)				
부산	-	-	-	-	-	-	-	-	-	-	-	-	51	20.4( 4.9)	57	32.6( 6.0)	47	18.6( 6.8)	82	29.8( 5.9)				
대구	-	-	-	-	-	-	-	-	-	-	-	-	72	16.2( 4.0)	56	30.7( 5.7)	55	19.1( 5.2)	61	17.6( 4.8)				
인천	-	-	-	-	-	-	-	-	-	-	-	-	76	19.9( 4.6)	68	32.8( 6.4)	51	20.3( 4.7)	54	11.5( 3.9)				
광주	-	-	-	-	-	-	-	-	-	-	-	-	65	29.1( 7.9)	81	24.1( 3.1)	49	24.0( 4.5)	42	7.4( 4.0)				
대전	-	-	-	-	-	-	-	-	-	-	-	-	59	28.7( 8.0)	57	27.5( 4.5)	43	40.0( 6.4)	50	12.8( 4.6)				
울산	-	-	-	-	-	-	-	-	-	-	-	-	52	26.0( 4.7)	50	15.4( 4.5)	42	33.6( 7.6)	35	13.3( 4.7)				
경기	-	-	-	-	-	-	-	-	-	-	-	-	142	12.5( 2.7)	152	22.2( 3.3)	180	21.0( 3.1)	227	15.8( 2.4)				
강원	-	-	-	-	-	-	-	-	-	-	-	-	45	35.2( 9.7)	46	30.9( 5.7)	30	40.9(10.0)	32	47.0( 7.2)				
충북	-	-	-	-	-	-	-	-	-	-	-	-	53	20.9( 5.8)	53	34.8( 7.4)	29	16.4( 6.8)	32	35.2(12.3)				
충남	-	-	-	-	-	-	-	-	-	-	-	-	53	11.4( 4.1)	68	27.4( 5.5)	41	28.8( 7.9)	50	29.3( 7.9)				
전북	-	-	-	-	-	-	-	-	-	-	-	-	71	32.9( 7.1)	77	27.1( 5.6)	69	38.6( 8.7)	38	19.5( 7.5)				
전남	-	-	-	-	-	-	-	-	-	-	-	-	45	37.2(10.0)	51	14.7( 5.2)	55	45.7(12.0)	35	37.0( 8.8)				
경북	-	-	-	-	-	-	-	-	-	-	-	-	58	9.3( 4.2)	61	31.6( 4.1)	63	24.4( 7.3)	53	24.8( 5.1)				
경남	-	-	-	-	-	-	-	-	-	-	-	-	57	32.1( 8.9)	67	36.3( 5.3)	65	18.9( 5.3)	67	27.4( 5.7)				
제주	-	-	-	-	-	-	-	-	-	-	-	-	36	34.9(10.0)	46	31.1( 8.2)	28	15.1( 7.0)	35	27.0( 7.5)				
<b>여학생</b>																								
전 체	-	-	-	-	-	-	-	-	-	-	-	-	617	18.6( 1.7)	676	21.6( 1.7)	709	23.3( 1.6)	741	25.5( 1.6)				
<b>학 년</b>																								
중1	-	-	-	-	-	-	-	-	-	-	-	-	114	16.2( 4.1)	137	22.8( 3.6)	141	24.2( 3.7)	162	25.4( 3.4)				
중2	-	-	-	-	-	-	-	-	-	-	-	-	130	22.1( 4.7)	130	21.2( 4.2)	145	29.5( 3.7)	134	34.1( 4.2)				
중3	-	-	-	-	-	-	-	-	-	-	-	-	109	16.4( 4.0)	122	20.4( 4.6)	124	19.4( 3.6)	107	25.3( 4.3)				
고1	-	-	-	-	-	-	-	-	-	-	-	-	101	19.6( 4.4)	105	21.6( 4.2)	92	23.3( 4.3)	121	20.7( 3.7)				
고2	-	-	-	-	-	-	-	-	-	-	-	-	103	9.1( 2.6)	96	21.7( 4.7)	111	19.9( 3.9)	129	20.4( 3.2)				
고3	-	-	-	-	-	-	-	-	-	-	-	-	60	31.6( 7.2)	86	21.5( 5.2)	96	21.7( 4.7)	88	26.6( 4.7)				
<b>학교급</b>																								
중학교	-	-	-	-	-	-	-	-	-	-	-	-	353	18.4( 2.0)	389	21.5( 2.2)	410	24.6( 2.1)	403	28.2( 2.3)				
고등학교	-	-	-	-	-	-	-	-	-	-	-	-	264	18.9( 2.8)	287	21.6( 2.8)	299	21.6( 2.6)	338	22.2( 2.3)				
일 반 계 고	-	-	-	-	-	-	-	-	-	-	-	-	179	15.0( 3.0)	193	18.6( 3.1)	198	19.6( 3.2)	238	18.1( 2.5)				
특성화계고	-	-	-	-	-	-	-	-	-	-	-	-	85	27.6( 5.6)	94	29.4( 5.3)	101	27.2( 3.9)	100	31.4( 4.7)				
<b>지 역</b>																								
서울	-	-	-	-	-	-	-	-	-	-	-	-	74	18.3( 4.9)	65	30.5( 4.6)	107	29.3( 3.9)	120	27.0( 3.5)				
부산	-	-	-	-	-	-	-	-	-	-	-	-	30	15.2( 5.6)	47	11.9( 4.6)	29	33.4( 8.4)	35	30.0( 6.7)				
대구	-	-	-	-	-	-	-	-	-	-	-	-	47	13.6( 3.9)	41	23.5( 6.3)	46	20.2( 5.7)	33	18.1( 5.4)				
인천	-	-	-	-	-	-	-	-	-	-	-	-	44	17.5( 5.2)	54	24.7( 5.2)	55	22.1( 6.4)	49	27.4( 6.4)				
광주	-	-	-	-	-	-	-	-	-	-	-	-	25	14.0( 5.3)	31	53.2(12.7)	26	19.2( 7.0)	34	15.5( 6.1)				
대전	-	-	-	-	-	-	-	-	-	-	-	-	39	22.1( 5.4)	20	10.0( 5.0)	25	18.7( 7.5)	29	42.4( 8.8)				
울산	-	-	-	-	-	-	-	-	-	-	-	-	19	34.1( 7.3)	24	19.3( 6.9)	25	22.6( 6.6)	20	4.4( 3.9)				
경기	-	-	-	-	-	-	-	-	-	-	-	-	88	24.4( 3.6)	83	17.1( 4.4)	157	23.7( 3.7)	176	25.5( 3.4)				
강원	-	-	-	-	-	-	-	-	-	-	-	-	28	6.0( 4.0)	36	21.9( 6.2)	18	25.2(10.1)	17	48.0( 9.0)				
충북	-	-	-	-	-	-	-	-	-	-	-	-	21	11.1( 6.1)	41	8.1( 3.3)	31	13.4( 6.5)	26	46.5(15.4)				
충남	-	-	-	-	-	-	-	-	-	-	-	-	37	9.8( 4.6)	29	14.4( 6.8)	36	25.1( 5.9)	36	17.9( 5.1)				
전북	-	-	-	-	-	-	-	-	-	-	-	-	35	18.5( 5.3)	60	23.7( 2.9)	37	16.7( 5.3)	42	16.3( 5.8)				
전남	-	-	-	-	-	-	-	-	-	-	-	-	25	8.2( 4.4)	35	16.2( 6.3)	30	32.8( 7.8)	26	17.4( 7.0)				
경북	-	-	-	-	-	-	-	-	-	-	-	-	42	15.3( 6.5)	37	24.3( 6.7)	37	14.1( 7.2)	38	14.7( 7.3)				
경남	-	-	-	-	-	-	-	-	-	-	-	-	39	20.2( 7.0)	48	22.4( 5.5)	32	16.3( 7.3)	40	22.5( 6.3)				
제주	-	-	-	-	-	-	-	-	-	-	-	-	24	9.3( 3.6)	25	19.4( 6.3)	18	22.5( 9.9)	20	58.4( 8.0)				



결과표91. 알레르기비염 의사진단율

(단위: %)

구 분	'05			'06			'07			'08			'09			'10			'11			'12		
	N	분율(표준오차)		N	분율(표준오차)		N	분율(표준오차)		N	분율(표준오차)		N	분율(표준오차)		N	분율(표준오차)		N	분율(표준오차)		N	분율(표준오차)	
<b>전 체</b>																								
전 체	-	-	-	-	-	-	74,698	24.5 (0.3)		75,238	26.3 (0.3)		75,066	27.9 (0.2)		73,238	32.2 (0.3)		75,643	33.9 (0.3)		74,186	33.9 (0.2)	
<b>학 년</b>																								
중1	-	-	-	-	-	-	13,035	21.2 (0.5)		13,037	22.8 (0.5)		12,714	24.9 (0.5)		12,468	29.8 (0.5)		12,728	32.2 (0.5)		12,362	31.5 (0.5)	
중2	-	-	-	-	-	-	12,849	23.3 (0.5)		13,056	25.4 (0.5)		12,868	25.9 (0.5)		12,499	31.0 (0.6)		12,903	33.3 (0.5)		12,384	33.2 (0.5)	
중3	-	-	-	-	-	-	12,936	24.2 (0.6)		12,850	26.5 (0.5)		12,827	27.7 (0.5)		12,603	31.0 (0.6)		12,843	34.2 (0.5)		12,551	33.9 (0.5)	
고1	-	-	-	-	-	-	12,809	25.0 (0.5)		12,720	27.2 (0.5)		12,477	28.3 (0.5)		12,021	32.8 (0.6)		12,569	33.3 (0.5)		12,451	35.2 (0.5)	
고2	-	-	-	-	-	-	11,596	27.0 (0.5)		12,375	27.9 (0.6)		12,427	30.5 (0.6)		12,124	34.5 (0.6)		12,508	34.6 (0.5)		12,315	34.2 (0.5)	
고3	-	-	-	-	-	-	11,473	27.0 (0.5)		11,200	28.6 (0.6)		11,753	30.2 (0.5)		11,523	34.4 (0.6)		12,092	35.5 (0.5)		12,123	35.2 (0.5)	
<b>학교급</b>																								
중학교	-	-	-	-	-	-	38,820	22.9 (0.4)		38,943	24.9 (0.3)		38,409	26.2 (0.4)		37,570	30.6 (0.4)		38,474	33.3 (0.4)		37,297	32.9 (0.4)	
고등학교	-	-	-	-	-	-	35,878	26.3 (0.3)		36,295	27.9 (0.4)		36,657	29.6 (0.3)		35,668	33.9 (0.4)		37,169	34.5 (0.4)		36,889	34.8 (0.3)	
일반계고	-	-	-	-	-	-	25,051	28.4 (0.4)		26,808	30.1 (0.5)		27,380	31.4 (0.4)		26,845	35.7 (0.4)		27,278	36.2 (0.4)		28,443	36.6 (0.4)	
특성화계고	-	-	-	-	-	-	10,827	20.6 (0.5)		9,487	21.2 (0.7)		9,277	24.1 (0.8)		8,823	28.2 (0.6)		9,891	28.6 (0.7)		8,446	28.9 (0.6)	
<b>지 역</b>																								
서울	-	-	-	-	-	-	8,402	27.1 (0.6)		8,077	26.4 (0.6)		8,207	28.7 (0.5)		7,848	32.8 (0.6)		11,355	34.8 (0.6)		11,373	34.9 (0.6)	
부산	-	-	-	-	-	-	5,530	23.3 (0.7)		5,501	23.9 (0.6)		5,468	24.7 (0.5)		5,303	28.8 (0.6)		5,157	30.4 (0.8)		4,939	30.4 (0.8)	
대구	-	-	-	-	-	-	5,163	23.8 (0.8)		5,053	27.2 (0.8)		5,063	28.1 (0.8)		5,030	31.2 (0.6)		4,439	32.7 (0.8)		4,312	34.3 (0.9)	
인천	-	-	-	-	-	-	5,122	23.6 (0.7)		5,240	26.0 (0.8)		5,126	27.4 (0.6)		5,008	32.6 (0.8)		4,516	34.4 (1.0)		4,302	35.5 (0.7)	
광주	-	-	-	-	-	-	4,076	25.8 (0.7)		4,011	26.7 (0.7)		4,110	28.2 (0.7)		4,024	32.9 (0.8)		3,309	31.5 (1.3)		3,149	32.5 (0.9)	
대전	-	-	-	-	-	-	3,870	23.4 (1.2)		4,011	26.9 (1.0)		3,948	26.6 (0.8)		3,874	32.2 (0.9)		3,003	32.8 (0.8)		2,975	32.6 (1.0)	
울산	-	-	-	-	-	-	3,723	23.8 (0.8)		3,665	25.8 (0.6)		3,635	28.1 (0.7)		3,478	33.4 (0.9)		2,913	34.7 (0.8)		2,518	34.5 (1.2)	
경기	-	-	-	-	-	-	8,761	25.2 (0.8)		9,332	28.7 (0.8)		9,430	30.0 (0.7)		9,044	35.1 (0.8)		14,427	37.0 (0.6)		15,658	36.3 (0.6)	
강원	-	-	-	-	-	-	3,352	21.5 (0.8)		3,520	25.4 (1.1)		3,553	27.5 (1.4)		3,447	30.8 (1.1)		2,722	31.4 (1.4)		2,486	31.7 (1.4)	
충북	-	-	-	-	-	-	3,601	22.3 (0.8)		3,657	24.4 (0.8)		3,636	28.2 (1.2)		3,500	28.7 (1.0)		2,973	31.9 (0.8)		2,753	30.8 (1.1)	
충남	-	-	-	-	-	-	3,740	20.8 (0.7)		3,910	25.9 (1.1)		3,852	27.8 (1.0)		3,869	29.7 (1.4)		3,457	34.1 (1.4)		3,264	33.0 (1.1)	
전북	-	-	-	-	-	-	3,548	22.2 (1.0)		3,757	24.2 (0.8)		3,799	25.0 (1.2)		3,778	29.4 (0.8)		3,382	31.0 (1.1)		3,133	31.9 (1.0)	
전남	-	-	-	-	-	-	3,661	23.1 (1.1)		3,581	21.2 (0.8)		3,381	23.5 (0.7)		3,381	27.9 (1.0)		3,434	31.6 (2.3)		2,906	29.6 (1.0)	
경북	-	-	-	-	-	-	4,497	23.3 (1.3)		4,589	25.5 (1.4)		4,589	27.4 (0.9)		4,515	32.5 (1.1)		4,028	30.3 (1.0)		3,755	31.6 (1.2)	
경남	-	-	-	-	-	-	5,014	24.4 (0.8)		4,849	25.2 (1.2)		4,933	26.0 (1.1)		4,810	30.7 (1.0)		4,733	32.4 (1.1)		4,920	32.4 (0.8)	
제주	-	-	-	-	-	-	2,638	29.5 (1.1)		2,485	31.5 (0.8)		2,336	31.7 (1.6)		2,329	34.9 (1.0)		1,795	36.9 (1.3)		1,743	38.3 (1.9)	
<b>남학생</b>																								
전 체	-	-	-	-	-	-	39,466	25.2 (0.3)		39,278	26.1 (0.4)		39,612	27.9 (0.3)		38,391	32.5 (0.4)		37,873	34.2 (0.3)		38,221	33.8 (0.3)	
<b>학 년</b>																								
중1	-	-	-	-	-	-	7,102	21.9 (0.6)		6,893	22.1 (0.6)		6,933	25.6 (0.7)		6,519	30.8 (0.8)		6,548	33.6 (0.7)		6,364	31.4 (0.7)	
중2	-	-	-	-	-	-	6,810	23.8 (0.7)		6,938	25.8 (0.6)		6,965	26.3 (0.7)		6,620	31.1 (0.7)		6,413	33.9 (0.6)		6,394	33.4 (0.7)	
중3	-	-	-	-	-	-	6,709	25.0 (0.7)		6,900	26.4 (0.6)		7,035	27.3 (0.7)		6,817	30.8 (0.8)		6,589	34.4 (0.7)		6,525	34.4 (0.7)	
고1	-	-	-	-	-	-	6,602	25.8 (0.7)		6,674	27.0 (0.8)		6,890	28.7 (0.6)		6,229	33.4 (0.8)		6,386	34.0 (0.6)		6,606	35.0 (0.6)	
고2	-	-	-	-	-	-	6,199	28.0 (0.7)		6,067	27.1 (0.8)		6,104	29.9 (0.9)		6,273	34.5 (0.8)		5,954	34.3 (0.7)		6,221	33.7 (0.7)	
고3	-	-	-	-	-	-	6,044	27.2 (0.7)		5,806	28.9 (0.9)		5,685	29.5 (0.7)		5,933	34.1 (0.7)		5,983	35.0 (0.8)		6,111	34.9 (0.6)	
<b>학교급</b>																								
중학교	-	-	-	-	-	-	20,621	23.6 (0.5)		20,731	24.8 (0.4)		20,933	26.4 (0.5)		19,956	30.9 (0.6)		19,550	34.0 (0.5)		19,283	33.1 (0.5)	
고등학교	-	-	-	-	-	-	18,845	26.9 (0.4)		18,547	27.6 (0.6)		18,679	29.4 (0.5)		18,435	34.0 (0.5)		18,323	34.4 (0.5)		18,938	34.5 (0.5)	
일반계고	-	-	-	-	-	-	13,278	29.2 (0.5)		14,247	30.2 (0.7)		14,278	31.4 (0.6)		14,042	36.0 (0.6)		13,946	36.4 (0.6)		14,458	36.4 (0.5)	
특성화계고	-	-	-	-	-	-	5,567	21.0 (0.7)		4,300	20.4 (0.8)		4,401	23.4 (0.8)		4,393	27.9 (0.8)		4,377	28.0 (0.9)		4,480	28.2 (0.8)	

※태어나서 지금까지 알레르기비염이라고 의사에게 진단받은 적이 있는 사람의 분율



(계속: 알레르기비염 의사진단율)

(단위: %)

구 분	'05			'06			'07			'08			'09			'10			'11			'12		
	N	분	입(표준오차)	N	분	입(표준오차)	N	분	입(표준오차)	N	분	입(표준오차)	N	분	입(표준오차)	N	분	입(표준오차)	N	분	입(표준오차)	N	분	입(표준오차)
<b>지 역</b>																								
서울	-	-	-	-	-	-	4,403	27.7	(0.8)	4,122	26.7	(1.0)	4,224	27.8	(0.7)	4,018	32.8	(0.8)	5,428	35.7	(0.8)	5,266	34.9	(0.7)
부산	-	-	-	-	-	-	2,903	23.2	(1.1)	2,793	24.1	(0.9)	2,748	25.1	(0.8)	2,804	28.9	(0.9)	2,781	31.7	(1.1)	2,807	31.2	(1.0)
대구	-	-	-	-	-	-	2,626	24.3	(0.9)	2,618	27.7	(1.0)	2,682	28.3	(1.1)	2,650	31.3	(0.9)	2,391	32.6	(1.1)	2,624	34.7	(1.1)
인천	-	-	-	-	-	-	2,576	24.0	(1.1)	2,830	26.4	(1.1)	2,792	27.0	(0.9)	2,566	33.6	(1.2)	2,183	34.7	(1.3)	2,237	35.0	(0.9)
광주	-	-	-	-	-	-	2,193	26.8	(1.2)	2,183	27.2	(0.9)	2,253	29.1	(0.9)	2,149	34.9	(1.0)	1,714	32.4	(1.4)	1,689	32.6	(1.7)
대전	-	-	-	-	-	-	2,262	23.0	(1.2)	2,088	26.1	(1.7)	2,230	26.9	(1.0)	2,110	34.5	(1.1)	1,554	34.0	(1.3)	1,694	31.8	(1.2)
울산	-	-	-	-	-	-	1,949	24.4	(1.1)	1,994	26.5	(0.8)	2,098	29.8	(0.8)	2,170	32.0	(1.2)	1,453	33.9	(1.0)	1,329	33.0	(1.9)
경기	-	-	-	-	-	-	4,572	26.0	(0.9)	4,928	27.5	(0.9)	5,071	30.0	(1.0)	4,825	35.2	(1.1)	7,226	36.7	(0.8)	7,677	36.1	(0.9)
강원	-	-	-	-	-	-	1,708	21.0	(1.1)	1,927	26.9	(1.4)	1,885	28.5	(1.9)	1,771	30.3	(1.4)	1,360	33.8	(2.0)	1,235	32.2	(2.5)
충북	-	-	-	-	-	-	1,965	24.0	(1.2)	2,006	24.9	(1.0)	2,008	28.0	(1.4)	1,861	31.2	(1.3)	1,396	29.5	(1.2)	1,493	29.2	(1.6)
충남	-	-	-	-	-	-	1,960	20.7	(1.0)	1,981	24.5	(1.5)	1,963	29.0	(1.3)	1,975	30.9	(1.8)	1,792	34.7	(1.7)	1,680	32.8	(1.5)
전북	-	-	-	-	-	-	1,907	25.0	(1.1)	1,997	23.6	(1.0)	1,983	24.6	(2.5)	2,005	29.0	(1.6)	1,638	31.9	(1.9)	1,470	31.1	(1.3)
전남	-	-	-	-	-	-	1,856	24.1	(1.5)	1,810	20.8	(0.9)	1,734	23.0	(1.2)	1,752	26.7	(1.1)	1,623	30.4	(2.7)	1,436	30.7	(1.8)
경북	-	-	-	-	-	-	2,616	22.7	(1.1)	2,272	26.0	(2.2)	2,182	28.2	(0.9)	2,136	33.0	(1.2)	2,010	30.8	(1.6)	2,034	32.4	(1.6)
경남	-	-	-	-	-	-	2,688	25.9	(1.3)	2,352	24.2	(1.3)	2,426	26.1	(1.4)	2,318	29.9	(1.6)	2,419	32.9	(1.3)	2,570	33.2	(0.9)
제주	-	-	-	-	-	-	1,282	30.5	(0.9)	1,377	32.3	(1.4)	1,333	28.5	(0.9)	1,281	36.3	(1.1)	905	39.9	(2.5)	980	35.8	(1.7)
<b>여학생</b>																								
전 체	-	-	-	-	-	-	35,232	23.8	(0.4)	35,960	26.6	(0.3)	35,454	27.9	(0.3)	34,847	32.0	(0.4)	37,770	33.5	(0.3)	35,965	34.0	(0.3)
<b>학 년</b>																								
중1	-	-	-	-	-	-	5,933	20.5	(0.7)	6,144	23.7	(0.7)	5,781	24.1	(0.7)	5,949	28.6	(0.7)	6,180	30.8	(0.7)	5,998	31.5	(0.6)
중2	-	-	-	-	-	-	6,039	22.7	(0.7)	6,118	25.0	(0.7)	5,903	25.4	(0.6)	5,879	30.8	(0.9)	6,490	32.7	(0.7)	5,990	33.0	(0.7)
중3	-	-	-	-	-	-	6,227	23.3	(0.7)	5,950	26.7	(0.7)	5,792	28.1	(0.8)	5,786	31.1	(0.9)	6,254	33.9	(0.7)	6,026	33.5	(0.6)
고1	-	-	-	-	-	-	6,207	24.2	(0.7)	6,046	27.5	(0.7)	5,587	27.8	(0.7)	5,792	32.1	(0.7)	6,183	32.6	(0.7)	5,845	35.3	(0.7)
고2	-	-	-	-	-	-	5,397	25.8	(0.9)	6,308	28.8	(0.7)	6,323	31.2	(0.7)	5,851	34.6	(0.8)	6,554	34.9	(0.7)	6,094	34.8	(0.6)
고3	-	-	-	-	-	-	5,429	26.8	(0.9)	5,394	28.3	(0.7)	6,068	30.9	(0.7)	5,590	34.7	(0.9)	6,109	36.0	(0.7)	6,012	35.4	(0.7)
<b>학교급</b>																								
중학교	-	-	-	-	-	-	18,199	22.2	(0.5)	18,212	25.1	(0.5)	17,476	25.9	(0.5)	17,614	30.2	(0.5)	18,924	32.5	(0.5)	18,014	32.7	(0.4)
고등학교	-	-	-	-	-	-	17,033	25.5	(0.5)	17,748	28.2	(0.5)	17,978	29.9	(0.4)	17,233	33.8	(0.5)	18,846	34.5	(0.5)	17,951	35.2	(0.4)
일 반 계 고	-	-	-	-	-	-	11,773	27.4	(0.7)	12,561	30.1	(0.5)	13,102	31.5	(0.4)	12,803	35.4	(0.6)	13,332	36.0	(0.5)	13,985	36.8	(0.5)
특성화계고	-	-	-	-	-	-	5,260	20.2	(0.7)	5,187	22.2	(1.0)	4,876	25.0	(1.0)	4,430	28.5	(0.8)	5,514	29.3	(0.9)	3,966	29.7	(0.8)
<b>지 역</b>																								
서울	-	-	-	-	-	-	3,999	26.3	(1.0)	3,955	26.1	(0.7)	3,983	29.6	(0.7)	3,830	32.8	(0.8)	5,927	33.7	(0.7)	6,107	35.0	(0.7)
부산	-	-	-	-	-	-	2,627	23.5	(0.9)	2,708	23.7	(1.0)	2,720	24.2	(0.8)	2,499	28.6	(0.9)	2,376	28.8	(1.1)	2,132	29.6	(0.8)
대구	-	-	-	-	-	-	2,537	23.1	(1.0)	2,435	26.6	(0.8)	2,381	27.8	(1.1)	2,380	31.0	(0.7)	2,048	32.8	(1.4)	1,688	33.9	(1.4)
인천	-	-	-	-	-	-	2,546	23.3	(1.0)	2,410	25.6	(1.1)	2,334	27.7	(0.9)	2,442	31.5	(0.9)	2,333	34.1	(1.3)	2,065	36.0	(1.2)
광주	-	-	-	-	-	-	1,883	24.7	(0.9)	1,828	26.2	(1.2)	1,857	27.2	(0.9)	1,875	30.7	(1.2)	1,595	30.5	(2.0)	1,460	32.3	(1.2)
대전	-	-	-	-	-	-	1,608	23.8	(1.7)	1,923	27.9	(1.3)	1,718	26.2	(0.8)	1,764	29.7	(1.2)	1,449	31.5	(1.2)	1,281	33.5	(1.7)
울산	-	-	-	-	-	-	1,774	23.1	(0.9)	1,671	24.9	(0.9)	1,537	26.0	(1.2)	1,308	35.2	(1.3)	1,460	35.7	(1.1)	1,189	36.2	(1.7)
경기	-	-	-	-	-	-	4,189	24.3	(1.0)	4,404	29.9	(1.0)	4,359	30.1	(0.9)	4,219	35.0	(1.1)	7,201	37.3	(0.7)	7,981	36.5	(0.6)
강원	-	-	-	-	-	-	1,644	21.9	(0.9)	1,593	23.8	(1.5)	1,668	26.4	(1.9)	1,676	31.4	(1.6)	1,362	28.9	(1.8)	1,251	31.2	(1.9)
충북	-	-	-	-	-	-	1,636	20.4	(1.0)	1,651	23.9	(1.7)	1,628	28.4	(1.9)	1,639	25.9	(1.1)	1,577	34.7	(1.4)	1,260	32.5	(1.2)
충남	-	-	-	-	-	-	1,780	20.9	(1.1)	1,929	27.6	(1.6)	1,889	26.4	(1.3)	1,894	28.3	(1.5)	1,665	33.5	(1.8)	1,584	33.2	(1.0)
전북	-	-	-	-	-	-	1,641	19.2	(1.2)	1,760	24.9	(1.3)	1,816	25.6	(1.6)	1,773	29.8	(1.6)	1,744	30.1	(1.6)	1,663	32.8	(1.4)
전남	-	-	-	-	-	-	1,805	21.9	(1.2)	1,771	21.6	(1.7)	1,647	24.0	(1.5)	1,629	29.2	(2.1)	1,811	32.8	(2.4)	1,470	28.5	(1.5)
경북	-	-	-	-	-	-	1,881	23.9	(1.9)	2,317	24.9	(1.4)	2,407	26.4	(1.4)	2,379	31.9	(1.8)	2,018	29.8	(1.0)	1,721	30.7	(1.4)
경남	-	-	-	-	-	-	2,326	22.7	(1.0)	2,497	26.4	(1.4)	2,507	25.9	(1.3)	2,492	31.6	(1.4)	2,314	31.8	(1.8)	2,350	31.6	(1.3)
제주	-	-	-	-	-	-	1,356	28.4	(2.3)	1,108	30.6	(1.4)	1,003	35.2	(2.5)	1,048	33.4	(1.6)	890	33.6	(1.5)	763	41.0	(2.4)



결과표92. 연간 알레르기비염 의사진단자의 치료율

(단위: %)


구 분	'05			'06			'07			'08			'09			'10			'11			'12		
	N	분율(표준오차)		N	분율(표준오차)		N	분율(표준오차)		N	분율(표준오차)		N	분율(표준오차)		N	분율(표준오차)		N	분율(표준오차)		N	분율(표준오차)	
<b>전 체</b>																								
전 체	-	-	-	-	-	-	-	-	-	-	-	-	11,209	81.0 (0.4)		12,751	81.2 (0.4)		13,777	81.9 (0.3)		13,410	82.4 (0.3)	
<b>학 년</b>																								
중1	-	-	-	-	-	-	-	-	-	-	-	-	1,634	82.2 (1.1)		1,949	81.5 (1.1)		2,125	82.5 (0.9)		2,026	81.8 (0.7)	
중2	-	-	-	-	-	-	-	-	-	-	-	-	1,702	83.3 (1.0)		2,081	80.7 (1.0)		2,253	81.7 (0.8)		2,193	83.7 (0.8)	
중3	-	-	-	-	-	-	-	-	-	-	-	-	1,933	81.7 (1.0)		2,109	82.6 (1.0)		2,329	81.9 (0.9)		2,171	82.1 (0.9)	
고1	-	-	-	-	-	-	-	-	-	-	-	-	1,934	78.1 (1.1)		2,225	79.2 (0.9)		2,341	80.2 (0.8)		2,437	81.0 (0.8)	
고2	-	-	-	-	-	-	-	-	-	-	-	-	2,051	81.0 (0.9)		2,236	82.1 (0.8)		2,370	82.7 (0.8)		2,260	82.4 (0.8)	
고3	-	-	-	-	-	-	-	-	-	-	-	-	1,955	80.0 (1.1)		2,151	81.1 (0.9)		2,359	82.4 (0.8)		2,323	83.2 (0.8)	
<b>학교급</b>																								
중학교	-	-	-	-	-	-	-	-	-	-	-	-	5,269	82.4 (0.5)		6,139	81.6 (0.6)		6,707	82.0 (0.5)		6,390	82.5 (0.5)	
고등학교	-	-	-	-	-	-	-	-	-	-	-	-	5,940	79.7 (0.6)		6,612	80.8 (0.5)		7,070	81.7 (0.5)		7,020	82.2 (0.5)	
일반계고	-	-	-	-	-	-	-	-	-	-	-	-	4,742	80.2 (0.7)		5,260	81.7 (0.6)		5,516	82.1 (0.5)		5,699	82.7 (0.5)	
특성화계고	-	-	-	-	-	-	-	-	-	-	-	-	1,198	77.8 (1.6)		1,352	77.1 (1.4)		1,554	80.1 (1.2)		1,321	79.8 (1.0)	
<b>지 역</b>																								
서울	-	-	-	-	-	-	-	-	-	-	-	-	1,266	79.7 (1.1)		1,438	81.2 (1.1)		2,224	80.7 (0.9)		2,150	81.9 (0.8)	
부산	-	-	-	-	-	-	-	-	-	-	-	-	737	80.6 (1.7)		828	82.8 (1.3)		821	84.4 (1.0)		840	83.6 (1.2)	
대구	-	-	-	-	-	-	-	-	-	-	-	-	749	83.1 (1.3)		857	81.6 (1.1)		809	82.3 (1.4)		793	82.7 (1.4)	
인천	-	-	-	-	-	-	-	-	-	-	-	-	748	81.5 (1.2)		939	82.0 (1.4)		854	82.6 (1.3)		842	83.7 (0.9)	
광주	-	-	-	-	-	-	-	-	-	-	-	-	673	81.5 (2.0)		737	78.3 (1.2)		593	80.0 (1.4)		497	81.4 (1.5)	
대전	-	-	-	-	-	-	-	-	-	-	-	-	605	80.1 (1.3)		697	81.5 (1.5)		536	86.8 (1.3)		530	83.8 (1.3)	
울산	-	-	-	-	-	-	-	-	-	-	-	-	597	84.5 (1.0)		662	79.6 (1.8)		539	82.8 (1.3)		488	80.5 (1.7)	
경기	-	-	-	-	-	-	-	-	-	-	-	-	1,664	80.2 (1.0)		1,797	80.3 (0.9)		2,977	81.0 (0.7)		3,136	81.6 (0.7)	
강원	-	-	-	-	-	-	-	-	-	-	-	-	538	79.9 (2.1)		588	80.0 (2.0)		451	82.3 (2.1)		412	76.8 (2.4)	
충북	-	-	-	-	-	-	-	-	-	-	-	-	494	80.0 (1.9)		552	83.8 (1.6)		518	80.0 (2.2)		440	80.9 (1.7)	
충남	-	-	-	-	-	-	-	-	-	-	-	-	569	82.2 (2.1)		595	82.4 (1.2)		592	85.8 (1.0)		571	85.7 (1.2)	
전북	-	-	-	-	-	-	-	-	-	-	-	-	477	80.0 (1.8)		581	83.3 (1.6)		548	82.0 (1.3)		503	82.1 (1.8)	
전남	-	-	-	-	-	-	-	-	-	-	-	-	389	78.7 (3.4)		508	78.3 (2.4)		560	85.0 (1.5)		427	83.2 (1.9)	
경북	-	-	-	-	-	-	-	-	-	-	-	-	621	79.3 (2.4)		743	79.4 (1.3)		616	78.5 (1.8)		598	83.1 (1.9)	
경남	-	-	-	-	-	-	-	-	-	-	-	-	650	86.1 (1.5)		748	84.0 (1.7)		763	82.2 (1.7)		794	84.0 (1.2)	
제주	-	-	-	-	-	-	-	-	-	-	-	-	432	86.1 (1.2)		481	84.7 (1.7)		376	83.7 (0.8)		389	85.8 (1.0)	
<b>남학생</b>																								
전 체	-	-	-	-	-	-	-	-	-	-	-	-	5,925	80.8 (0.6)		6,729	80.8 (0.5)		6,929	81.4 (0.5)		6,806	82.1 (0.4)	
<b>학 년</b>																								
중1	-	-	-	-	-	-	-	-	-	-	-	-	934	81.8 (1.5)		1,074	84.1 (1.3)		1,113	83.0 (1.3)		1,054	81.5 (1.1)	
중2	-	-	-	-	-	-	-	-	-	-	-	-	970	83.3 (1.4)		1,107	80.7 (1.4)		1,153	82.7 (1.1)		1,156	84.4 (1.0)	
중3	-	-	-	-	-	-	-	-	-	-	-	-	1,071	83.1 (1.3)		1,141	81.2 (1.6)		1,207	82.0 (1.2)		1,142	81.4 (1.2)	
고1	-	-	-	-	-	-	-	-	-	-	-	-	1,079	79.2 (1.3)		1,156	79.4 (1.1)		1,215	79.3 (1.2)		1,261	80.7 (1.1)	
고2	-	-	-	-	-	-	-	-	-	-	-	-	1,002	78.9 (1.2)		1,158	80.5 (1.2)		1,107	81.3 (1.1)		1,085	82.4 (1.1)	
고3	-	-	-	-	-	-	-	-	-	-	-	-	869	79.2 (1.7)		1,093	79.2 (1.3)		1,134	80.7 (1.2)		1,108	82.4 (1.2)	
<b>학교급</b>																								
중학교	-	-	-	-	-	-	-	-	-	-	-	-	2,975	82.7 (0.7)		3,322	82.0 (0.7)		3,473	82.5 (0.7)		3,352	82.5 (0.7)	
고등학교	-	-	-	-	-	-	-	-	-	-	-	-	2,950	79.1 (0.8)		3,407	79.7 (0.8)		3,456	80.4 (0.7)		3,454	81.8 (0.6)	
일반계고	-	-	-	-	-	-	-	-	-	-	-	-	2,413	79.8 (0.9)		2,746	80.9 (0.8)		2,811	80.9 (0.8)		2,802	82.4 (0.7)	
특성화계고	-	-	-	-	-	-	-	-	-	-	-	-	537	76.4 (2.2)		661	75.2 (1.8)		645	78.1 (1.6)		652	79.0 (1.5)	

※ 최근 12개월 동안 알레르기비염 의사진단자 중에서 알레르기비염을 위해 '증상이 없더라도 규칙적으로 치료' 또는 '증상이 있을 때만 치료'받은 적이 있는 사람의 분율



(계속: 연간 알레르기비염 의사진단자의 치료율)

(단위: %)

구 분	'05			'06			'07			'08			'09			'10			'11			'12		
	N	분	입(표준오차)	N	분	입(표준오차)	N	분	입(표준오차)	N	분	입(표준오차)	N	분	입(표준오차)	N	분	입(표준오차)	N	분	입(표준오차)	N	분	입(표준오차)
지 역																								
서울	-	-	-	-	-	-	-	-	-	-	-	-	629	78.6 (1.4)	738	81.5 (1.3)	1,081	79.9 (1.4)		989	82.7 (1.1)			
부산	-	-	-	-	-	-	-	-	-	-	-	-	369	83.3 (1.8)	435	84.8 (1.8)	477	84.3 (1.2)		478	84.6 (1.5)			
대구	-	-	-	-	-	-	-	-	-	-	-	-	408	82.7 (1.5)	448	81.4 (1.8)	441	83.5 (1.5)		470	81.8 (1.6)			
인천	-	-	-	-	-	-	-	-	-	-	-	-	389	81.5 (1.9)	493	79.7 (1.8)	412	83.4 (2.1)		430	84.3 (1.6)			
광주	-	-	-	-	-	-	-	-	-	-	-	-	367	79.8 (2.1)	412	78.6 (1.7)	308	76.9 (1.8)		257	77.5 (1.6)			
대전	-	-	-	-	-	-	-	-	-	-	-	-	347	81.0 (2.1)	403	81.8 (2.0)	296	85.9 (2.0)		306	83.2 (1.6)			
울산	-	-	-	-	-	-	-	-	-	-	-	-	369	86.9 (1.2)	399	80.2 (2.2)	265	83.0 (2.0)		249	82.7 (2.1)			
경기	-	-	-	-	-	-	-	-	-	-	-	-	895	80.5 (1.2)	938	78.2 (1.3)	1,451	80.8 (1.1)		1,511	82.2 (0.9)			
강원	-	-	-	-	-	-	-	-	-	-	-	-	310	76.9 (2.5)	299	81.3 (2.6)	244	82.6 (2.8)		200	75.2 (3.5)			
충북	-	-	-	-	-	-	-	-	-	-	-	-	287	80.9 (2.4)	309	84.9 (1.8)	215	80.2 (3.2)		233	80.4 (2.3)			
충남	-	-	-	-	-	-	-	-	-	-	-	-	301	82.5 (2.5)	308	83.4 (1.8)	296	85.7 (1.8)		302	82.8 (2.2)			
전북	-	-	-	-	-	-	-	-	-	-	-	-	232	80.7 (2.1)	291	86.6 (2.0)	270	84.3 (1.9)		228	80.8 (2.4)			
전남	-	-	-	-	-	-	-	-	-	-	-	-	192	75.5 (3.6)	243	75.5 (3.7)	259	82.3 (2.2)		220	82.6 (2.3)			
경북	-	-	-	-	-	-	-	-	-	-	-	-	310	78.2 (3.9)	369	78.0 (2.1)	319	76.7 (2.2)		311	81.3 (2.5)			
경남	-	-	-	-	-	-	-	-	-	-	-	-	300	85.6 (1.8)	362	85.4 (1.9)	394	79.5 (2.4)		408	81.6 (1.8)			
제주	-	-	-	-	-	-	-	-	-	-	-	-	220	86.3 (1.5)	282	81.4 (2.6)	201	83.8 (1.7)		214	85.2 (2.1)			
																								
전 체	-	-	-	-	-	-	-	-	-	-	-	-	5,284	81.1 (0.6)	6,022	81.6 (0.6)	6,848	82.4 (0.5)		6,604	82.6 (0.5)			
학 년																								
중1	-	-	-	-	-	-	-	-	-	-	-	-	700	82.6 (1.7)	875	78.4 (1.6)	1,012	81.9 (1.2)		972	82.1 (1.1)			
중2	-	-	-	-	-	-	-	-	-	-	-	-	732	83.4 (1.4)	974	80.7 (1.5)	1,100	80.7 (1.2)		1,037	82.9 (1.2)			
중3	-	-	-	-	-	-	-	-	-	-	-	-	862	80.2 (1.5)	968	84.1 (1.3)	1,122	81.9 (1.2)		1,029	82.8 (1.2)			
고1	-	-	-	-	-	-	-	-	-	-	-	-	855	76.8 (1.7)	1,069	78.9 (1.3)	1,126	81.3 (1.1)		1,176	81.4 (1.2)			
고2	-	-	-	-	-	-	-	-	-	-	-	-	1,049	83.2 (1.3)	1,078	83.9 (1.2)	1,263	84.1 (1.0)		1,175	82.4 (1.1)			
고3	-	-	-	-	-	-	-	-	-	-	-	-	1,086	80.7 (1.5)	1,058	83.0 (1.2)	1,225	84.1 (1.1)		1,215	83.9 (1.0)			
학교급																								
중학교	-	-	-	-	-	-	-	-	-	-	-	-	2,294	82.0 (0.8)	2,817	81.2 (0.8)	3,234	81.5 (0.7)		3,038	82.6 (0.7)			
고등학교	-	-	-	-	-	-	-	-	-	-	-	-	2,990	80.4 (0.9)	3,205	81.9 (0.8)	3,614	83.2 (0.6)		3,566	82.6 (0.7)			
일반계 고	-	-	-	-	-	-	-	-	-	-	-	-	2,329	80.7 (1.0)	2,514	82.5 (0.9)	2,705	83.4 (0.7)		2,897	83.1 (0.8)			
특성화계고	-	-	-	-	-	-	-	-	-	-	-	-	661	79.3 (1.8)	691	79.4 (1.8)	909	82.1 (1.5)		669	80.6 (1.4)			
지 역																								
서울	-	-	-	-	-	-	-	-	-	-	-	-	637	80.9 (1.8)	700	80.7 (1.7)	1,143	81.7 (1.0)		1,161	81.1 (1.2)			
부산	-	-	-	-	-	-	-	-	-	-	-	-	368	77.3 (2.7)	393	80.4 (1.6)	344	84.5 (1.8)		362	82.4 (2.0)			
대구	-	-	-	-	-	-	-	-	-	-	-	-	341	83.6 (2.0)	409	81.8 (1.7)	368	80.9 (1.8)		323	83.8 (2.0)			
인천	-	-	-	-	-	-	-	-	-	-	-	-	359	81.6 (1.4)	446	84.6 (1.9)	442	81.7 (1.8)		412	83.1 (1.1)			
광주	-	-	-	-	-	-	-	-	-	-	-	-	306	83.5 (2.4)	325	78.0 (2.1)	285	83.4 (1.7)		240	85.5 (2.2)			
대전	-	-	-	-	-	-	-	-	-	-	-	-	258	78.9 (2.1)	294	81.1 (2.3)	240	87.8 (1.6)		224	84.4 (1.9)			
울산	-	-	-	-	-	-	-	-	-	-	-	-	228	81.1 (2.1)	263	79.1 (2.5)	274	82.5 (2.1)		239	78.2 (2.8)			
경기	-	-	-	-	-	-	-	-	-	-	-	-	769	79.8 (1.3)	859	82.5 (1.2)	1,526	81.2 (1.0)		1,625	80.9 (1.2)			
강원	-	-	-	-	-	-	-	-	-	-	-	-	228	83.9 (2.3)	289	78.5 (2.6)	207	81.9 (3.2)		212	78.6 (3.1)			
충북	-	-	-	-	-	-	-	-	-	-	-	-	207	78.9 (3.0)	243	82.4 (2.7)	303	79.8 (2.9)		207	81.5 (2.5)			
충남	-	-	-	-	-	-	-	-	-	-	-	-	268	81.9 (2.6)	287	81.2 (1.8)	296	85.9 (1.0)		269	89.2 (1.5)			
전북	-	-	-	-	-	-	-	-	-	-	-	-	245	79.3 (3.2)	290	80.2 (2.2)	278	79.2 (1.8)		275	83.5 (2.7)			
전남	-	-	-	-	-	-	-	-	-	-	-	-	197	82.1 (4.7)	265	81.2 (3.8)	301	87.6 (1.8)		207	83.9 (3.2)			
경북	-	-	-	-	-	-	-	-	-	-	-	-	311	80.7 (1.8)	374	81.3 (1.6)	297	80.6 (3.0)		287	85.1 (2.0)			
경남	-	-	-	-	-	-	-	-	-	-	-	-	350	86.6 (2.0)	386	82.1 (3.1)	369	85.5 (1.8)		386	86.7 (1.9)			
제주	-	-	-	-	-	-	-	-	-	-	-	-	212	86.0 (1.9)	199	88.5 (1.1)	175	83.7 (1.6)		175	86.3 (1.0)			



결과표93. 알레르기비염으로 인한 학교 결석률

(단위: %)

구 분	'05			'06			'07			'08			'09			'10			'11			'12		
	N	분율(표준오차)		N	분율(표준오차)		N	분율(표준오차)		N	분율(표준오차)		N	분율(표준오차)		N	분율(표준오차)		N	분율(표준오차)		N	분율(표준오차)	
<b>전 체</b>																								
전 체	-	-	-	-	-	-	-	-	-	-	-	-	11,209	8.8 (0.3)		12,751	10.4 (0.4)		13,777	9.3 (0.3)		13,410	9.1 (0.3)	
<b>학 년</b>																								
중1	-	-	-	-	-	-	-	-	-	-	-	-	1,634	9.5 (0.8)		1,949	11.1 (0.9)		2,125	9.9 (0.7)		2,026	9.4 (0.6)	
중2	-	-	-	-	-	-	-	-	-	-	-	-	1,702	10.3 (0.9)		2,081	11.6 (1.0)		2,253	9.2 (0.7)		2,193	10.4 (0.7)	
중3	-	-	-	-	-	-	-	-	-	-	-	-	1,933	7.7 (0.7)		2,109	12.1 (0.9)		2,329	10.7 (0.7)		2,171	8.9 (0.6)	
고1	-	-	-	-	-	-	-	-	-	-	-	-	1,934	8.7 (0.8)		2,225	10.1 (0.8)		2,341	8.3 (0.6)		2,437	8.9 (0.7)	
고2	-	-	-	-	-	-	-	-	-	-	-	-	2,051	8.2 (0.7)		2,236	8.8 (0.7)		2,370	8.6 (0.7)		2,260	8.1 (0.6)	
고3	-	-	-	-	-	-	-	-	-	-	-	-	1,955	8.9 (0.8)		2,151	8.9 (0.8)		2,359	9.3 (0.7)		2,323	8.6 (0.7)	
<b>학교급</b>																								
중학교	-	-	-	-	-	-	-	-	-	-	-	-	5,269	9.1 (0.5)		6,139	11.6 (0.6)		6,707	9.9 (0.4)		6,390	9.6 (0.4)	
고등학교	-	-	-	-	-	-	-	-	-	-	-	-	5,940	8.6 (0.5)		6,612	9.2 (0.4)		7,070	8.7 (0.4)		7,020	8.6 (0.4)	
일반계고	-	-	-	-	-	-	-	-	-	-	-	-	4,742	7.8 (0.5)		5,260	8.4 (0.5)		5,516	7.9 (0.5)		5,699	7.7 (0.4)	
특성화계고	-	-	-	-	-	-	-	-	-	-	-	-	1,198	12.0 (1.2)		1,352	12.9 (1.3)		1,554	12.5 (0.9)		1,321	12.3 (1.5)	
<b>지 역</b>																								
서울	-	-	-	-	-	-	-	-	-	-	-	-	1,266	11.6 (1.0)		1,438	10.2 (0.9)		2,224	10.1 (0.8)		2,150	10.0 (0.7)	
부산	-	-	-	-	-	-	-	-	-	-	-	-	737	9.8 (1.2)		828	13.4 (1.2)		821	9.7 (1.1)		840	8.0 (0.9)	
대구	-	-	-	-	-	-	-	-	-	-	-	-	749	7.5 (0.7)		857	8.0 (1.0)		809	5.4 (0.8)		793	6.9 (1.0)	
인천	-	-	-	-	-	-	-	-	-	-	-	-	748	10.2 (1.3)		939	10.4 (1.0)		854	8.6 (1.2)		842	9.4 (1.1)	
광주	-	-	-	-	-	-	-	-	-	-	-	-	673	8.9 (1.2)		737	7.4 (0.8)		593	8.1 (0.9)		497	8.7 (1.1)	
대전	-	-	-	-	-	-	-	-	-	-	-	-	605	7.9 (0.8)		697	11.5 (1.2)		536	9.0 (1.2)		530	9.1 (1.2)	
울산	-	-	-	-	-	-	-	-	-	-	-	-	597	7.2 (0.8)		662	8.4 (0.8)		539	10.6 (1.2)		488	8.2 (1.2)	
경기	-	-	-	-	-	-	-	-	-	-	-	-	1,664	7.2 (0.7)		1,797	10.5 (0.8)		2,977	9.6 (0.6)		3,136	9.2 (0.6)	
강원	-	-	-	-	-	-	-	-	-	-	-	-	538	10.5 (1.6)		588	11.6 (2.1)		451	9.1 (1.5)		412	12.9 (3.2)	
충북	-	-	-	-	-	-	-	-	-	-	-	-	494	8.1 (1.5)		552	7.3 (0.9)		518	7.7 (1.5)		440	6.6 (1.3)	
충남	-	-	-	-	-	-	-	-	-	-	-	-	569	8.9 (1.7)		595	11.3 (2.3)		592	8.6 (1.2)		571	7.7 (1.2)	
전북	-	-	-	-	-	-	-	-	-	-	-	-	477	9.8 (2.1)		581	11.5 (1.4)		548	11.0 (1.6)		503	8.5 (1.1)	
전남	-	-	-	-	-	-	-	-	-	-	-	-	389	9.9 (2.2)		508	8.6 (1.6)		560	8.1 (1.9)		427	11.3 (2.0)	
경북	-	-	-	-	-	-	-	-	-	-	-	-	621	5.4 (0.9)		743	9.5 (1.4)		616	9.4 (1.5)		598	7.7 (1.0)	
경남	-	-	-	-	-	-	-	-	-	-	-	-	650	8.5 (1.9)		748	11.0 (1.6)		763	9.6 (1.7)		794	8.4 (1.0)	
제주	-	-	-	-	-	-	-	-	-	-	-	-	432	13.2 (2.2)		481	15.9 (2.0)		376	12.6 (1.9)		389	11.3 (1.5)	
<b>남학생</b>																								
전 체	-	-	-	-	-	-	-	-	-	-	-	-	5,925	10.0 (0.5)		6,729	11.4 (0.5)		6,929	9.7 (0.4)		6,806	9.4 (0.4)	
<b>학 년</b>																								
중1	-	-	-	-	-	-	-	-	-	-	-	-	934	10.6 (1.0)		1,074	12.4 (1.4)		1,113	10.2 (1.0)		1,054	9.5 (0.9)	
중2	-	-	-	-	-	-	-	-	-	-	-	-	970	10.3 (1.2)		1,107	11.6 (1.3)		1,153	9.8 (0.9)		1,156	10.7 (1.0)	
중3	-	-	-	-	-	-	-	-	-	-	-	-	1,071	9.0 (1.0)		1,141	13.4 (1.4)		1,207	9.8 (0.9)		1,142	8.7 (0.8)	
고1	-	-	-	-	-	-	-	-	-	-	-	-	1,079	11.1 (1.3)		1,156	10.4 (1.1)		1,215	9.0 (0.9)		1,261	9.6 (1.1)	
고2	-	-	-	-	-	-	-	-	-	-	-	-	1,002	10.2 (1.2)		1,158	9.8 (1.1)		1,107	9.1 (0.9)		1,085	8.2 (0.9)	
고3	-	-	-	-	-	-	-	-	-	-	-	-	869	8.8 (1.1)		1,093	11.0 (1.1)		1,134	10.6 (1.1)		1,108	9.6 (1.0)	
<b>학교급</b>																								
중학교	-	-	-	-	-	-	-	-	-	-	-	-	2,975	10.0 (0.7)		3,322	12.5 (0.8)		3,473	9.9 (0.6)		3,352	9.7 (0.5)	
고등학교	-	-	-	-	-	-	-	-	-	-	-	-	2,950	10.0 (0.7)		3,407	10.4 (0.6)		3,456	9.5 (0.6)		3,454	9.1 (0.6)	
일반계고	-	-	-	-	-	-	-	-	-	-	-	-	2,413	9.1 (0.8)		2,746	9.2 (0.7)		2,811	8.5 (0.6)		2,802	8.0 (0.5)	
특성화계고	-	-	-	-	-	-	-	-	-	-	-	-	537	13.9 (1.6)		661	15.4 (1.8)		645	14.0 (1.6)		652	14.0 (2.3)	

※ 최근 12개월 동안 알레르기비염 의사진단자 중에서 알레르기비염으로 인해 학교를 결석한 적이 있는 사람의 분율



(계속: 알레르기비염으로 인한 학교 결석률)

(단위: %)

구 분	'05			'06			'07			'08			'09			'10			'11			'12		
	N	분	율(표준오차)	N	분	율(표준오차)	N	분	율(표준오차)	N	분	율(표준오차)	N	분	율(표준오차)	N	분	율(표준오차)	N	분	율(표준오차)	N	분	율(표준오차)
<b>지 역</b>																								
서울	-	-	-	-	-	-	-	-	-	-	-	-	629	12.5	(1.4)	738	10.7	(1.4)	1,081	10.7	(1.1)	989	9.9	(0.9)
부산	-	-	-	-	-	-	-	-	-	-	-	-	369	10.6	(1.6)	435	14.3	(1.8)	477	9.4	(1.5)	478	9.0	(1.3)
대구	-	-	-	-	-	-	-	-	-	-	-	-	408	10.0	(1.0)	448	9.3	(1.3)	441	4.7	(1.0)	470	6.6	(1.1)
인천	-	-	-	-	-	-	-	-	-	-	-	-	389	11.7	(1.6)	493	9.2	(1.5)	412	7.7	(1.4)	430	8.4	(1.4)
광주	-	-	-	-	-	-	-	-	-	-	-	-	367	10.9	(1.7)	412	7.2	(0.9)	308	7.7	(1.6)	257	9.6	(1.7)
대전	-	-	-	-	-	-	-	-	-	-	-	-	347	9.5	(1.0)	403	12.7	(1.5)	296	10.7	(1.7)	306	9.1	(1.9)
울산	-	-	-	-	-	-	-	-	-	-	-	-	369	7.8	(1.1)	399	11.9	(1.3)	265	12.3	(2.0)	249	7.9	(1.7)
경기	-	-	-	-	-	-	-	-	-	-	-	-	895	8.0	(1.0)	938	11.5	(1.3)	1,451	9.8	(0.8)	1,511	9.9	(0.8)
강원	-	-	-	-	-	-	-	-	-	-	-	-	310	12.8	(2.2)	299	14.1	(3.1)	244	8.6	(2.2)	200	15.2	(3.8)
충북	-	-	-	-	-	-	-	-	-	-	-	-	287	10.1	(1.4)	309	7.9	(0.9)	215	8.6	(1.6)	233	5.7	(1.7)
충남	-	-	-	-	-	-	-	-	-	-	-	-	301	8.9	(2.5)	308	12.4	(2.9)	296	10.3	(2.1)	302	8.9	(1.8)
전북	-	-	-	-	-	-	-	-	-	-	-	-	232	9.3	(3.7)	291	13.8	(2.3)	270	12.7	(2.4)	228	8.5	(2.0)
전남	-	-	-	-	-	-	-	-	-	-	-	-	192	11.3	(2.9)	243	11.0	(2.9)	259	9.7	(3.2)	220	12.8	(3.0)
경북	-	-	-	-	-	-	-	-	-	-	-	-	310	5.7	(1.5)	369	12.0	(2.1)	319	9.5	(2.0)	311	8.0	(1.3)
경남	-	-	-	-	-	-	-	-	-	-	-	-	300	13.0	(2.8)	362	12.3	(1.7)	394	10.6	(1.8)	408	8.9	(1.5)
제주	-	-	-	-	-	-	-	-	-	-	-	-	220	10.6	(2.0)	282	18.5	(3.6)	201	14.4	(2.5)	214	11.3	(1.5)
<b>여학생</b>																								
전 체	-	-	-	-	-	-	-	-	-	-	-	-	5,284	7.5	(0.4)	6,022	9.2	(0.4)	6,848	8.8	(0.4)	6,604	8.7	(0.4)
<b>학 년</b>																								
중1	-	-	-	-	-	-	-	-	-	-	-	-	700	8.1	(1.2)	875	9.5	(1.3)	1,012	9.5	(0.9)	972	9.3	(1.0)
중2	-	-	-	-	-	-	-	-	-	-	-	-	732	10.2	(1.3)	974	11.6	(1.3)	1,100	8.4	(0.9)	1,037	10.2	(1.0)
중3	-	-	-	-	-	-	-	-	-	-	-	-	862	6.3	(0.9)	968	10.6	(1.1)	1,122	11.6	(1.2)	1,029	9.2	(0.9)
고1	-	-	-	-	-	-	-	-	-	-	-	-	855	5.9	(0.9)	1,069	9.8	(1.2)	1,126	7.4	(0.9)	1,176	8.3	(0.8)
고2	-	-	-	-	-	-	-	-	-	-	-	-	1,049	6.1	(0.7)	1,078	7.6	(1.0)	1,263	8.1	(0.9)	1,175	7.9	(0.8)
고3	-	-	-	-	-	-	-	-	-	-	-	-	1,086	9.0	(1.0)	1,058	6.6	(1.0)	1,225	8.0	(0.9)	1,215	7.7	(0.9)
<b>학교급</b>																								
중학교	-	-	-	-	-	-	-	-	-	-	-	-	2,294	8.1	(0.6)	2,817	10.6	(0.7)	3,234	9.9	(0.6)	3,038	9.6	(0.6)
고등학교	-	-	-	-	-	-	-	-	-	-	-	-	2,990	7.1	(0.5)	3,205	8.0	(0.6)	3,614	7.9	(0.6)	3,566	8.0	(0.5)
일반계 고	-	-	-	-	-	-	-	-	-	-	-	-	2,329	6.3	(0.6)	2,514	7.5	(0.6)	2,705	7.1	(0.6)	2,897	7.4	(0.5)
특성화계 고	-	-	-	-	-	-	-	-	-	-	-	-	661	10.0	(1.5)	691	10.0	(1.6)	909	11.0	(1.0)	669	10.5	(1.4)
<b>지 역</b>																								
서울	-	-	-	-	-	-	-	-	-	-	-	-	637	10.5	(1.3)	700	9.7	(1.2)	1,143	9.4	(0.9)	1,161	10.1	(1.0)
부산	-	-	-	-	-	-	-	-	-	-	-	-	368	8.7	(1.3)	393	12.3	(1.5)	344	10.1	(1.9)	362	6.9	(1.2)
대구	-	-	-	-	-	-	-	-	-	-	-	-	341	4.2	(0.7)	409	6.6	(1.2)	368	6.4	(1.0)	323	7.1	(1.5)
인천	-	-	-	-	-	-	-	-	-	-	-	-	359	8.7	(1.9)	446	11.8	(1.7)	442	9.6	(2.1)	412	10.5	(1.4)
광주	-	-	-	-	-	-	-	-	-	-	-	-	306	6.6	(1.1)	325	7.7	(1.5)	285	8.4	(1.5)	240	7.7	(1.4)
대전	-	-	-	-	-	-	-	-	-	-	-	-	258	5.9	(1.4)	294	9.8	(1.4)	240	6.9	(1.6)	224	9.1	(1.8)
울산	-	-	-	-	-	-	-	-	-	-	-	-	228	6.4	(1.2)	263	4.7	(1.1)	274	8.5	(1.3)	239	8.5	(2.0)
경기	-	-	-	-	-	-	-	-	-	-	-	-	769	6.3	(0.8)	859	9.5	(1.0)	1,526	9.5	(0.9)	1,625	8.6	(0.8)
강원	-	-	-	-	-	-	-	-	-	-	-	-	228	7.3	(1.4)	289	8.7	(2.2)	207	9.8	(1.7)	212	10.5	(3.2)
충북	-	-	-	-	-	-	-	-	-	-	-	-	207	5.8	(1.8)	243	6.5	(1.5)	303	7.0	(2.1)	207	7.7	(2.2)
충남	-	-	-	-	-	-	-	-	-	-	-	-	268	8.9	(2.1)	287	9.9	(2.7)	296	6.6	(1.5)	269	6.3	(1.6)
전북	-	-	-	-	-	-	-	-	-	-	-	-	245	10.4	(1.8)	290	9.3	(1.8)	278	8.8	(1.7)	275	8.6	(1.5)
전남	-	-	-	-	-	-	-	-	-	-	-	-	197	8.3	(2.6)	265	6.3	(1.9)	301	6.5	(1.5)	207	9.4	(1.5)
경북	-	-	-	-	-	-	-	-	-	-	-	-	311	5.1	(1.4)	374	6.3	(1.3)	297	9.4	(2.3)	287	7.2	(1.6)
경남	-	-	-	-	-	-	-	-	-	-	-	-	350	3.8	(1.3)	386	9.5	(1.9)	369	8.5	(2.7)	386	7.8	(1.6)
제주	-	-	-	-	-	-	-	-	-	-	-	-	212	15.1	(3.0)	199	12.9	(2.1)	175	10.3	(2.4)	175	11.2	(3.4)



결과표94. 아토피피부염 의사진단율

(단위: %)

구 분	'05			'06			'07			'08			'09			'10			'11			'12		
	N	분율(표준오차)		N	분율(표준오차)		N	분율(표준오차)		N	분율(표준오차)		N	분율(표준오차)		N	분율(표준오차)		N	분율(표준오차)		N	분율(표준오차)	
<b>전 체</b>																								
전 체	-	-	-	-	-	-	74,698	17.3 (0.2)		75,238	18.5 (0.2)		75,066	18.9 (0.2)		73,238	22.0 (0.2)		75,643	23.1 (0.2)		74,186	24.3 (0.2)	
<b>학 년</b>																								
중1	-	-	-	-	-	-	13,035	18.8 (0.5)		13,037	19.7 (0.4)		12,714	20.2 (0.4)		12,468	23.3 (0.4)		12,728	23.9 (0.4)		12,362	24.5 (0.5)	
중2	-	-	-	-	-	-	12,849	18.1 (0.4)		13,056	19.1 (0.4)		12,868	19.5 (0.5)		12,499	23.2 (0.5)		12,903	24.5 (0.4)		12,384	25.2 (0.4)	
중3	-	-	-	-	-	-	12,936	16.7 (0.4)		12,850	18.6 (0.4)		12,827	18.9 (0.4)		12,603	22.6 (0.4)		12,843	24.4 (0.4)		12,551	24.9 (0.5)	
고1	-	-	-	-	-	-	12,809	17.3 (0.4)		12,720	18.4 (0.4)		12,477	18.9 (0.4)		12,021	21.4 (0.5)		12,569	23.0 (0.4)		12,451	25.4 (0.4)	
고2	-	-	-	-	-	-	11,596	16.9 (0.5)		12,375	18.4 (0.4)		12,427	17.4 (0.4)		12,124	20.9 (0.5)		12,508	21.7 (0.4)		12,315	23.6 (0.4)	
고3	-	-	-	-	-	-	11,473	15.9 (0.4)		11,200	16.8 (0.4)		11,753	18.2 (0.5)		11,523	20.5 (0.4)		12,092	21.0 (0.4)		12,123	22.4 (0.4)	
<b>학교급</b>																								
중학교	-	-	-	-	-	-	38,820	17.8 (0.3)		38,943	19.1 (0.2)		38,409	19.5 (0.3)		37,570	23.0 (0.3)		38,474	24.3 (0.3)		37,297	24.9 (0.3)	
고등학교	-	-	-	-	-	-	35,878	16.7 (0.3)		36,295	17.9 (0.3)		36,657	18.2 (0.3)		35,668	20.9 (0.3)		37,169	21.9 (0.3)		36,889	23.8 (0.3)	
일반계고	-	-	-	-	-	-	25,051	17.4 (0.3)		26,808	18.8 (0.3)		27,380	19.1 (0.3)		26,845	21.6 (0.3)		27,278	22.4 (0.3)		28,443	24.4 (0.3)	
특성화계고	-	-	-	-	-	-	10,827	14.9 (0.5)		9,487	15.3 (0.6)		9,277	15.5 (0.6)		8,823	19.0 (0.5)		9,891	20.4 (0.5)		8,446	21.8 (0.6)	
<b>지 역</b>																								
서울	-	-	-	-	-	-	8,402	18.8 (0.5)		8,077	19.1 (0.4)		8,207	19.8 (0.5)		7,848	22.7 (0.5)		11,355	23.8 (0.5)		11,373	24.7 (0.4)	
부산	-	-	-	-	-	-	5,530	15.6 (0.5)		5,501	16.1 (0.6)		5,468	16.4 (0.5)		5,303	20.4 (0.7)		5,157	22.5 (0.6)		4,939	22.7 (0.8)	
대구	-	-	-	-	-	-	5,163	14.8 (0.5)		5,053	16.4 (0.6)		5,063	17.7 (0.6)		5,030	20.5 (0.5)		4,439	21.4 (0.8)		4,312	23.2 (0.6)	
인천	-	-	-	-	-	-	5,122	16.5 (0.6)		5,240	19.0 (0.5)		5,126	18.4 (0.5)		5,008	24.0 (0.6)		4,516	25.1 (0.6)		4,302	24.8 (0.8)	
광주	-	-	-	-	-	-	4,076	17.8 (0.6)		4,011	18.1 (1.0)		4,110	18.5 (0.6)		4,024	22.1 (0.6)		3,309	22.0 (0.9)		3,149	24.9 (0.9)	
대전	-	-	-	-	-	-	3,870	19.8 (0.8)		4,011	21.7 (0.7)		3,948	20.9 (0.9)		3,874	22.5 (0.7)		3,003	24.7 (0.7)		2,975	27.1 (1.1)	
울산	-	-	-	-	-	-	3,723	16.8 (0.6)		3,665	17.4 (0.7)		3,635	17.5 (0.5)		3,478	21.6 (0.8)		2,913	21.8 (0.8)		2,518	24.8 (1.1)	
경기	-	-	-	-	-	-	8,761	18.5 (0.5)		9,332	19.2 (0.5)		9,430	19.2 (0.5)		9,044	22.4 (0.5)		14,427	24.1 (0.4)		15,658	25.0 (0.5)	
강원	-	-	-	-	-	-	3,352	16.6 (0.9)		3,520	19.2 (0.8)		3,553	19.4 (0.6)		3,447	22.4 (0.8)		2,722	22.7 (0.8)		2,486	23.9 (1.4)	
충북	-	-	-	-	-	-	3,601	17.2 (0.7)		3,657	18.3 (0.8)		3,636	18.6 (0.8)		3,500	21.7 (0.9)		2,973	21.5 (1.0)		2,753	23.1 (1.1)	
충남	-	-	-	-	-	-	3,740	16.9 (0.8)		3,910	18.6 (0.9)		3,852	20.4 (0.9)		3,869	21.5 (1.0)		3,457	23.4 (0.9)		3,264	23.9 (0.9)	
전북	-	-	-	-	-	-	3,548	16.1 (0.8)		3,757	18.7 (0.7)		3,799	17.8 (0.9)		3,778	21.7 (0.7)		3,382	21.9 (1.2)		3,133	23.5 (1.0)	
전남	-	-	-	-	-	-	3,661	16.6 (0.9)		3,581	17.8 (0.6)		3,381	19.1 (0.9)		3,381	22.0 (1.3)		3,434	22.4 (1.0)		2,906	23.1 (0.8)	
경북	-	-	-	-	-	-	4,497	14.3 (0.8)		4,589	17.3 (0.9)		4,589	19.3 (1.0)		4,515	21.2 (0.6)		4,028	21.6 (0.8)		3,755	22.5 (0.9)	
경남	-	-	-	-	-	-	5,014	15.4 (0.7)		4,849	17.9 (0.7)		4,933	17.5 (0.7)		4,810	20.1 (0.9)		4,733	20.7 (0.7)		4,920	24.1 (0.9)	
제주	-	-	-	-	-	-	2,638	21.9 (1.2)		2,485	22.9 (1.0)		2,336	20.7 (1.2)		2,329	25.4 (1.1)		1,795	24.7 (1.2)		1,743	25.8 (1.7)	
<b>남학생</b>																								
전 체	-	-	-	-	-	-	39,466	15.1 (0.2)		39,278	16.0 (0.2)		39,612	16.3 (0.2)		38,391	19.1 (0.3)		37,873	20.3 (0.2)		38,221	21.2 (0.2)	
<b>학 년</b>																								
중1	-	-	-	-	-	-	7,102	15.5 (0.5)		6,893	16.8 (0.5)		6,933	17.5 (0.5)		6,519	20.3 (0.6)		6,548	20.9 (0.5)		6,364	20.8 (0.6)	
중2	-	-	-	-	-	-	6,810	15.7 (0.5)		6,938	16.7 (0.6)		6,965	16.3 (0.6)		6,620	19.4 (0.5)		6,413	21.1 (0.5)		6,394	21.5 (0.6)	
중3	-	-	-	-	-	-	6,709	15.1 (0.5)		6,900	15.8 (0.5)		7,035	16.6 (0.5)		6,817	18.7 (0.5)		6,589	21.5 (0.5)		6,525	21.9 (0.6)	
고1	-	-	-	-	-	-	6,602	15.2 (0.5)		6,674	15.5 (0.5)		6,890	16.9 (0.5)		6,229	19.6 (0.8)		6,386	20.2 (0.5)		6,606	22.4 (0.5)	
고2	-	-	-	-	-	-	6,199	14.4 (0.5)		6,067	16.4 (0.6)		6,104	14.9 (0.5)		6,273	18.9 (0.7)		5,954	19.0 (0.4)		6,221	20.6 (0.6)	
고3	-	-	-	-	-	-	6,044	14.4 (0.5)		5,806	14.7 (0.5)		5,685	15.4 (0.5)		5,933	17.9 (0.5)		5,983	18.8 (0.5)		6,111	19.7 (0.5)	
<b>학교급</b>																								
중학교	-	-	-	-	-	-	20,621	15.4 (0.3)		20,731	16.4 (0.3)		20,933	16.8 (0.3)		19,956	19.4 (0.3)		19,550	21.2 (0.3)		19,283	21.5 (0.4)	
고등학교	-	-	-	-	-	-	18,845	14.7 (0.3)		18,547	15.6 (0.3)		18,679	15.7 (0.3)		18,435	18.8 (0.4)		18,323	19.4 (0.3)		18,938	20.9 (0.3)	
일반계고	-	-	-	-	-	-	13,278	15.6 (0.3)		14,247	16.5 (0.4)		14,278	16.7 (0.3)		14,042	19.5 (0.5)		13,946	19.9 (0.4)		14,458	21.4 (0.4)	
특성화계고	-	-	-	-	-	-	5,567	12.5 (0.5)		4,300	12.9 (0.5)		4,401	13.0 (0.5)		4,393	16.7 (0.6)		4,377	17.5 (0.6)		4,480	19.2 (0.7)	

※태어나서 지금까지 아토피피부염(습진 또는 태열)이라고 의사에게 진단받은 적이 있는 사람의 분율



(계속: 아토피부염 의사진단율)

(단위: %)

구 분	'05			'06			'07			'08			'09			'10			'11			'12		
	N	분	입(표준오차)	N	분	입(표준오차)	N	분	입(표준오차)	N	분	입(표준오차)	N	분	입(표준오차)	N	분	입(표준오차)	N	분	입(표준오차)	N	분	입(표준오차)
<b>지 역</b>																								
서울	-	-	-	-	-	-	4,403	16.4	(0.7)	4,122	16.6	(0.7)	4,224	17.0	(0.6)	4,018	20.6	(0.7)	5,428	20.2	(0.5)	5,266	21.4	(0.5)
부산	-	-	-	-	-	-	2,903	13.5	(0.7)	2,793	14.2	(0.6)	2,748	14.5	(0.7)	2,804	17.4	(0.8)	2,781	20.6	(0.7)	2,807	20.4	(0.8)
대구	-	-	-	-	-	-	2,626	13.3	(0.9)	2,618	14.5	(0.6)	2,682	15.5	(0.6)	2,650	17.8	(0.7)	2,391	18.4	(1.0)	2,624	20.3	(0.8)
인천	-	-	-	-	-	-	2,576	13.6	(0.7)	2,830	17.3	(0.7)	2,792	16.2	(0.6)	2,566	21.0	(0.8)	2,183	22.5	(0.8)	2,237	21.7	(0.8)
광주	-	-	-	-	-	-	2,193	15.8	(0.7)	2,183	15.0	(1.0)	2,253	15.3	(0.8)	2,149	19.9	(0.6)	1,714	19.6	(1.1)	1,689	22.2	(0.9)
대전	-	-	-	-	-	-	2,262	16.3	(0.7)	2,088	17.9	(0.7)	2,230	18.4	(1.0)	2,110	19.1	(0.8)	1,554	22.2	(1.0)	1,694	22.7	(0.9)
울산	-	-	-	-	-	-	1,949	14.8	(0.7)	1,994	15.0	(0.7)	2,098	15.5	(0.6)	2,170	19.5	(0.8)	1,453	18.3	(0.9)	1,329	21.4	(1.5)
경기	-	-	-	-	-	-	4,572	16.3	(0.5)	4,928	16.4	(0.5)	5,071	16.5	(0.5)	4,825	19.1	(0.7)	7,226	21.5	(0.5)	7,677	21.7	(0.7)
강원	-	-	-	-	-	-	1,708	14.5	(1.0)	1,927	15.6	(0.5)	1,885	17.8	(0.7)	1,771	20.1	(1.2)	1,360	21.3	(1.4)	1,235	20.7	(1.0)
충북	-	-	-	-	-	-	1,965	15.4	(1.0)	2,006	15.6	(0.7)	2,008	15.7	(0.9)	1,861	18.5	(1.1)	1,396	17.5	(0.9)	1,493	18.3	(0.9)
충남	-	-	-	-	-	-	1,960	15.0	(0.7)	1,981	15.3	(0.9)	1,963	17.5	(0.9)	1,975	17.6	(0.8)	1,792	21.2	(1.0)	1,680	21.0	(0.9)
전북	-	-	-	-	-	-	1,907	15.1	(1.2)	1,997	16.2	(1.4)	1,983	15.5	(1.3)	2,005	17.8	(0.9)	1,638	18.6	(1.4)	1,470	19.7	(1.1)
전남	-	-	-	-	-	-	1,856	14.5	(0.8)	1,810	15.9	(1.1)	1,734	16.3	(0.8)	1,752	19.4	(0.7)	1,623	18.3	(1.0)	1,436	21.2	(1.0)
경북	-	-	-	-	-	-	2,616	11.8	(0.9)	2,272	14.9	(1.2)	2,182	16.9	(1.0)	2,136	19.0	(0.8)	2,010	19.3	(0.8)	2,034	18.9	(1.3)
경남	-	-	-	-	-	-	2,688	14.0	(0.8)	2,352	16.0	(0.7)	2,426	14.8	(0.9)	2,318	17.6	(1.1)	2,419	18.0	(0.7)	2,570	22.7	(1.1)
제주	-	-	-	-	-	-	1,282	16.9	(0.8)	1,377	19.9	(1.2)	1,333	17.1	(1.1)	1,281	20.7	(0.7)	905	22.7	(1.1)	980	21.5	(1.4)
<b>여학생</b>																								
전 체	-	-	-	-	-	-	35,232	19.8	(0.3)	35,960	21.4	(0.2)	35,454	21.8	(0.3)	34,847	25.2	(0.3)	37,770	26.2	(0.2)	35,965	27.8	(0.3)
<b>학 년</b>																								
중1	-	-	-	-	-	-	5,933	22.5	(0.7)	6,144	22.9	(0.6)	5,781	23.1	(0.6)	5,949	26.5	(0.7)	6,180	27.1	(0.6)	5,998	28.5	(0.6)
중2	-	-	-	-	-	-	6,039	20.7	(0.6)	6,118	21.9	(0.6)	5,903	23.1	(0.6)	5,879	27.5	(0.7)	6,490	28.3	(0.6)	5,990	29.2	(0.6)
중3	-	-	-	-	-	-	6,227	18.5	(0.5)	5,950	21.8	(0.6)	5,792	21.5	(0.6)	5,786	27.0	(0.7)	6,254	27.6	(0.6)	6,026	28.1	(0.6)
고1	-	-	-	-	-	-	6,207	19.6	(0.6)	6,046	21.8	(0.6)	5,587	21.2	(0.7)	5,792	23.6	(0.7)	6,183	26.1	(0.5)	5,845	28.7	(0.6)
고2	-	-	-	-	-	-	5,397	19.7	(0.8)	6,308	20.6	(0.6)	6,323	20.3	(0.6)	5,851	23.1	(0.6)	6,554	24.7	(0.5)	6,094	26.9	(0.6)
고3	-	-	-	-	-	-	5,429	17.6	(0.7)	5,394	19.0	(0.6)	6,068	21.4	(0.7)	5,590	23.4	(0.7)	6,109	23.5	(0.6)	6,012	25.4	(0.6)
<b>학교급</b>																								
중학교	-	-	-	-	-	-	18,199	20.5	(0.4)	18,212	22.2	(0.3)	17,476	22.6	(0.4)	17,614	27.0	(0.4)	18,924	27.7	(0.4)	18,014	28.6	(0.4)
고등학교	-	-	-	-	-	-	17,033	19.0	(0.4)	17,748	20.5	(0.3)	17,978	21.0	(0.4)	17,233	23.4	(0.4)	18,846	24.8	(0.3)	17,951	27.0	(0.4)
일반계고	-	-	-	-	-	-	11,773	19.4	(0.5)	12,561	21.3	(0.4)	13,102	21.7	(0.5)	12,803	23.9	(0.5)	13,332	25.1	(0.4)	13,985	27.6	(0.4)
특성화계고	-	-	-	-	-	-	5,260	17.9	(0.7)	5,187	18.2	(0.8)	4,876	18.5	(0.9)	4,430	21.7	(0.6)	5,514	23.8	(0.6)	3,966	24.9	(0.8)
<b>지 역</b>																								
서울	-	-	-	-	-	-	3,999	21.6	(0.7)	3,955	21.9	(0.6)	3,983	23.0	(0.7)	3,830	25.0	(0.7)	5,927	27.8	(0.6)	6,107	28.3	(0.5)
부산	-	-	-	-	-	-	2,627	18.0	(0.7)	2,708	18.2	(0.9)	2,720	18.6	(0.7)	2,499	23.9	(0.7)	2,376	24.6	(0.9)	2,132	25.4	(1.2)
대구	-	-	-	-	-	-	2,537	16.7	(0.6)	2,435	18.9	(0.8)	2,381	20.3	(1.0)	2,380	23.6	(0.9)	2,048	25.0	(0.8)	1,688	26.6	(1.0)
인천	-	-	-	-	-	-	2,546	19.6	(0.5)	2,410	20.9	(0.7)	2,334	20.8	(0.7)	2,442	27.2	(0.8)	2,333	27.9	(0.9)	2,065	28.2	(1.1)
광주	-	-	-	-	-	-	1,883	20.0	(0.9)	1,828	21.5	(1.2)	1,857	22.0	(0.7)	1,875	24.6	(0.8)	1,595	24.5	(1.3)	1,460	27.8	(1.6)
대전	-	-	-	-	-	-	1,608	23.7	(1.1)	1,923	26.1	(1.0)	1,718	23.8	(1.2)	1,764	26.4	(0.8)	1,449	27.4	(1.1)	1,281	32.0	(1.3)
울산	-	-	-	-	-	-	1,774	19.2	(0.8)	1,671	20.4	(0.8)	1,537	20.0	(0.7)	1,308	24.0	(0.8)	1,460	25.8	(1.1)	1,189	28.8	(1.2)
경기	-	-	-	-	-	-	4,189	21.0	(0.8)	4,404	22.2	(0.7)	4,359	22.2	(0.8)	4,219	26.1	(0.8)	7,201	27.0	(0.5)	7,981	28.6	(0.6)
강원	-	-	-	-	-	-	1,644	19.0	(1.1)	1,593	23.3	(1.1)	1,668	21.2	(1.2)	1,676	24.9	(1.0)	1,362	24.2	(1.1)	1,251	27.3	(2.0)
충북	-	-	-	-	-	-	1,636	19.2	(0.8)	1,651	21.4	(1.0)	1,628	21.8	(0.8)	1,639	25.4	(1.5)	1,577	25.9	(1.0)	1,260	28.4	(1.1)
충남	-	-	-	-	-	-	1,780	19.1	(1.4)	1,929	22.3	(1.2)	1,889	23.8	(0.9)	1,894	25.9	(0.8)	1,665	25.9	(1.3)	1,584	27.2	(1.0)
전북	-	-	-	-	-	-	1,641	17.2	(0.8)	1,760	21.4	(1.0)	1,816	20.3	(0.9)	1,773	26.0	(1.5)	1,744	25.5	(1.3)	1,663	27.7	(1.2)
전남	-	-	-	-	-	-	1,805	18.8	(1.3)	1,771	19.8	(0.9)	1,647	22.1	(1.6)	1,629	24.8	(2.3)	1,811	26.8	(1.3)	1,470	25.1	(1.4)
경북	-	-	-	-	-	-	1,881	17.4	(0.9)	2,317	20.2	(0.7)	2,407	22.3	(1.2)	2,379	23.9	(1.0)	2,018	24.2	(1.1)	1,721	26.6	(1.0)
경남	-	-	-	-	-	-	2,326	16.9	(1.1)	2,497	20.2	(0.9)	2,507	20.8	(0.9)	2,492	22.9	(1.0)	2,314	23.7	(0.8)	2,350	25.8	(1.2)
제주	-	-	-	-	-	-	1,356	27.4	(1.3)	1,108	26.2	(0.9)	1,003	24.8	(1.6)	1,048	30.7	(1.5)	890	26.8	(1.5)	763	30.6	(1.2)



결과표95. 연간 아토피피부염 의사진단자의 치료율

(단위: %)

구 분	'05			'06			'07			'08			'09			'10			'11			'12		
	N	분율(표준오차)		N	분율(표준오차)		N	분율(표준오차)		N	분율(표준오차)		N	분율(표준오차)		N	분율(표준오차)		N	분율(표준오차)		N	분율(표준오차)	
<b>전 체</b>																								
전 체	-	-	-	-	-	-	-	-	-	-	-	-	4,685	84.9 (0.6)		5,280	75.3 (0.7)		5,329	78.9 (0.6)		5,021	79.2 (0.6)	
<b>학 년</b>																								
중1	-	-	-	-	-	-	-	-	-	-	-	-	817	82.8 (1.4)		907	73.7 (1.9)		907	75.5 (1.6)		831	75.0 (1.6)	
중2	-	-	-	-	-	-	-	-	-	-	-	-	789	82.5 (1.5)		907	75.8 (1.5)		878	78.7 (1.4)		859	78.3 (1.5)	
중3	-	-	-	-	-	-	-	-	-	-	-	-	736	83.7 (1.6)		853	73.0 (1.8)		882	77.9 (1.4)		802	76.9 (1.7)	
고1	-	-	-	-	-	-	-	-	-	-	-	-	808	85.6 (1.3)		873	73.9 (1.6)		889	78.1 (1.5)		903	80.4 (1.3)	
고2	-	-	-	-	-	-	-	-	-	-	-	-	773	88.4 (1.3)		884	77.2 (1.8)		877	81.2 (1.2)		835	81.3 (1.3)	
고3	-	-	-	-	-	-	-	-	-	-	-	-	762	86.5 (1.3)		856	78.0 (1.4)		896	81.7 (1.3)		791	82.3 (1.3)	
<b>학교급</b>																								
중학교	-	-	-	-	-	-	-	-	-	-	-	-	2,342	83.0 (0.9)		2,667	74.2 (1.0)		2,667	77.4 (0.8)		2,492	76.8 (0.9)	
고등학교	-	-	-	-	-	-	-	-	-	-	-	-	2,343	86.8 (0.8)		2,613	76.4 (0.9)		2,662	80.3 (0.8)		2,529	81.3 (0.8)	
일반계고	-	-	-	-	-	-	-	-	-	-	-	-	1,797	86.8 (0.9)		1,969	76.3 (1.1)		1,948	80.3 (0.9)		1,933	81.6 (1.0)	
특성화계고	-	-	-	-	-	-	-	-	-	-	-	-	546	86.9 (1.6)		644	76.8 (2.0)		714	80.5 (1.4)		596	80.5 (1.5)	
<b>지 역</b>																								
서울	-	-	-	-	-	-	-	-	-	-	-	-	501	81.2 (1.7)		551	74.7 (1.8)		796	79.3 (1.4)		765	78.7 (1.3)	
부산	-	-	-	-	-	-	-	-	-	-	-	-	314	88.2 (2.0)		344	73.6 (2.6)		327	82.1 (1.7)		293	78.8 (2.4)	
대구	-	-	-	-	-	-	-	-	-	-	-	-	271	81.2 (2.4)		318	74.5 (2.0)		275	81.5 (2.0)		270	81.5 (2.4)	
인천	-	-	-	-	-	-	-	-	-	-	-	-	327	87.2 (1.7)		404	79.8 (2.0)		366	80.5 (1.5)		322	82.0 (1.7)	
광주	-	-	-	-	-	-	-	-	-	-	-	-	268	84.4 (2.0)		298	76.6 (2.3)		221	77.7 (2.3)		207	82.5 (2.5)	
대전	-	-	-	-	-	-	-	-	-	-	-	-	287	84.3 (2.1)		275	74.0 (2.3)		226	76.3 (2.6)		231	81.1 (3.5)	
울산	-	-	-	-	-	-	-	-	-	-	-	-	191	80.3 (3.1)		233	76.4 (2.4)		217	80.5 (2.6)		156	78.1 (3.2)	
경기	-	-	-	-	-	-	-	-	-	-	-	-	586	84.8 (1.6)		666	76.4 (1.6)		1,053	76.7 (1.3)		1,063	79.4 (1.3)	
강원	-	-	-	-	-	-	-	-	-	-	-	-	233	85.8 (2.0)		241	72.7 (3.4)		188	79.3 (1.9)		169	79.8 (3.0)	
충북	-	-	-	-	-	-	-	-	-	-	-	-	217	88.7 (2.5)		244	79.5 (3.7)		206	82.1 (2.5)		166	78.7 (2.9)	
충남	-	-	-	-	-	-	-	-	-	-	-	-	290	88.5 (1.9)		326	76.6 (3.4)		251	77.1 (2.7)		240	80.9 (3.5)	
전북	-	-	-	-	-	-	-	-	-	-	-	-	249	84.6 (2.8)		306	73.8 (1.7)		245	80.2 (2.6)		231	74.2 (2.4)	
전남	-	-	-	-	-	-	-	-	-	-	-	-	206	86.3 (2.3)		251	76.9 (3.0)		234	81.0 (2.9)		190	76.2 (3.6)	
경북	-	-	-	-	-	-	-	-	-	-	-	-	283	86.4 (2.6)		297	69.6 (4.5)		262	80.6 (2.5)		249	79.9 (3.5)	
경남	-	-	-	-	-	-	-	-	-	-	-	-	269	88.2 (2.0)		317	69.8 (3.8)		314	75.1 (2.8)		325	74.1 (3.0)	
제주	-	-	-	-	-	-	-	-	-	-	-	-	193	89.8 (2.0)		209	79.2 (2.0)		148	84.8 (3.5)		144	86.5 (2.8)	
<b>남학생</b>																								
전 체	-	-	-	-	-	-	-	-	-	-	-	-	2,097	82.2 (1.0)		2,317	71.1 (1.1)		2,288	76.2 (0.8)		2,171	77.8 (0.9)	
<b>학 년</b>																								
중1	-	-	-	-	-	-	-	-	-	-	-	-	392	80.0 (2.2)		401	75.0 (2.9)		405	72.2 (2.5)		368	72.8 (2.4)	
중2	-	-	-	-	-	-	-	-	-	-	-	-	354	79.9 (2.4)		403	73.2 (2.4)		378	77.2 (2.1)		383	78.0 (2.1)	
중3	-	-	-	-	-	-	-	-	-	-	-	-	345	82.3 (2.4)		372	67.7 (3.2)		410	76.2 (2.1)		342	75.4 (2.3)	
고1	-	-	-	-	-	-	-	-	-	-	-	-	410	80.9 (2.3)		387	69.5 (2.5)		388	76.1 (2.0)		423	78.1 (1.9)	
고2	-	-	-	-	-	-	-	-	-	-	-	-	307	88.2 (1.9)		395	70.7 (2.8)		331	78.5 (2.1)		324	79.3 (2.2)	
고3	-	-	-	-	-	-	-	-	-	-	-	-	289	83.2 (2.3)		359	70.6 (2.4)		376	77.0 (2.0)		331	82.5 (2.1)	
<b>학교급</b>																								
중학교	-	-	-	-	-	-	-	-	-	-	-	-	1,091	80.7 (1.4)		1,176	72.0 (1.7)		1,193	75.3 (1.2)		1,093	75.5 (1.3)	
고등학교	-	-	-	-	-	-	-	-	-	-	-	-	1,006	83.9 (1.4)		1,141	70.3 (1.6)		1,095	77.1 (1.1)		1,078	79.9 (1.3)	
일반계고	-	-	-	-	-	-	-	-	-	-	-	-	801	84.4 (1.5)		870	69.8 (1.8)		869	77.6 (1.3)		818	79.2 (1.5)	
특성화계고	-	-	-	-	-	-	-	-	-	-	-	-	205	82.0 (3.1)		271	71.7 (3.1)		226	75.3 (2.7)		260	82.2 (2.3)	

※최근 12개월 동안 아토피피부염 의사진단자 중에서 아토피피부염(습진 또는 태열)을 위해 '증상이 없더라도 규칙적으로 치료' 또는 '증상이 있을 때만 치료'받은 적이 있는 사람의 분율



(계속: 연간 아토피피부염 의사진단자의 치료율)

(단위: %)

구 분	'05			'06			'07			'08			'09			'10			'11			'12		
	N	분	입(표준오차)	N	분	입(표준오차)	N	분	입(표준오차)	N	분	입(표준오차)	N	분	입(표준오차)	N	분	입(표준오차)	N	분	입(표준오차)	N	분	입(표준오차)
<b>지 역</b>																								
서울	-	-	-	-	-	-	-	-	-	-	-	-	224	78.0	(2.7)	261	72.1	(2.6)	318	74.7	(2.1)	284	76.7	(2.4)
부산	-	-	-	-	-	-	-	-	-	-	-	-	145	85.8	(3.5)	157	67.2	(3.7)	154	76.8	(2.9)	156	75.8	(3.9)
대구	-	-	-	-	-	-	-	-	-	-	-	-	119	78.7	(4.4)	135	68.6	(4.2)	118	81.3	(2.6)	154	82.3	(3.4)
인천	-	-	-	-	-	-	-	-	-	-	-	-	143	84.1	(2.8)	177	79.2	(2.9)	165	79.7	(2.3)	151	79.3	(2.6)
광주	-	-	-	-	-	-	-	-	-	-	-	-	127	80.5	(3.3)	120	74.6	(3.3)	99	75.8	(4.1)	110	76.8	(2.8)
대전	-	-	-	-	-	-	-	-	-	-	-	-	140	81.6	(3.5)	137	71.7	(3.4)	103	72.5	(3.7)	111	85.7	(4.6)
울산	-	-	-	-	-	-	-	-	-	-	-	-	98	78.4	(4.4)	120	71.5	(2.9)	93	77.2	(4.7)	66	77.8	(5.6)
경기	-	-	-	-	-	-	-	-	-	-	-	-	265	82.1	(2.6)	294	71.8	(2.9)	470	74.7	(1.9)	418	79.3	(2.0)
강원	-	-	-	-	-	-	-	-	-	-	-	-	110	83.8	(2.9)	97	74.1	(3.6)	91	76.7	(2.2)	69	72.8	(6.6)
충북	-	-	-	-	-	-	-	-	-	-	-	-	101	86.9	(3.3)	103	74.1	(5.7)	77	77.0	(4.9)	59	84.4	(5.1)
충남	-	-	-	-	-	-	-	-	-	-	-	-	124	83.1	(2.7)	139	70.7	(5.4)	113	74.4	(4.1)	102	79.3	(3.6)
전북	-	-	-	-	-	-	-	-	-	-	-	-	106	74.0	(3.1)	140	72.2	(4.1)	87	77.6	(4.7)	73	68.7	(5.6)
전남	-	-	-	-	-	-	-	-	-	-	-	-	87	86.7	(3.4)	125	76.0	(3.3)	92	80.1	(5.4)	78	83.5	(3.4)
경북	-	-	-	-	-	-	-	-	-	-	-	-	113	86.8	(3.8)	97	55.3	(7.3)	106	78.0	(4.4)	116	76.1	(3.6)
경남	-	-	-	-	-	-	-	-	-	-	-	-	105	89.2	(3.1)	134	60.7	(5.6)	136	76.3	(3.5)	157	71.1	(3.6)
제주	-	-	-	-	-	-	-	-	-	-	-	-	90	87.6	(3.8)	81	78.9	(2.8)	66	80.2	(4.0)	67	78.1	(3.4)
<b>여학생</b>																								
전 체	-	-	-	-	-	-	-	-	-	-	-	-	2,588	87.2	(0.8)	2,963	78.8	(0.8)	3,041	81.1	(0.8)	2,850	80.2	(0.8)
<b>학 년</b>																								
중1	-	-	-	-	-	-	-	-	-	-	-	-	425	85.5	(1.9)	506	72.7	(2.4)	502	78.1	(1.9)	463	76.8	(2.2)
중2	-	-	-	-	-	-	-	-	-	-	-	-	435	84.8	(2.2)	504	77.8	(2.2)	500	79.9	(1.8)	476	78.6	(2.0)
중3	-	-	-	-	-	-	-	-	-	-	-	-	391	84.9	(2.0)	481	77.0	(2.1)	472	79.4	(1.8)	460	78.0	(2.1)
고1	-	-	-	-	-	-	-	-	-	-	-	-	398	90.2	(1.6)	486	78.2	(2.0)	501	79.9	(2.2)	480	82.4	(1.7)
고2	-	-	-	-	-	-	-	-	-	-	-	-	466	88.6	(1.7)	489	82.8	(1.7)	546	83.3	(1.4)	511	82.7	(1.7)
고3	-	-	-	-	-	-	-	-	-	-	-	-	473	88.9	(1.6)	497	83.8	(1.9)	520	85.7	(1.6)	460	82.1	(1.8)
<b>학교급</b>																								
중학교	-	-	-	-	-	-	-	-	-	-	-	-	1,251	85.1	(1.2)	1,491	75.9	(1.3)	1,474	79.1	(1.1)	1,399	77.8	(1.2)
고등학교	-	-	-	-	-	-	-	-	-	-	-	-	1,337	89.2	(1.0)	1,472	81.7	(1.0)	1,567	83.0	(1.0)	1,451	82.4	(1.0)
일 반 계 고	-	-	-	-	-	-	-	-	-	-	-	-	996	88.9	(1.1)	1,099	81.8	(1.1)	1,079	82.6	(1.3)	1,115	83.4	(1.1)
특성화계고	-	-	-	-	-	-	-	-	-	-	-	-	341	90.3	(1.8)	373	81.6	(2.2)	488	84.2	(1.6)	336	79.2	(2.2)
<b>지 역</b>																								
서울	-	-	-	-	-	-	-	-	-	-	-	-	277	84.0	(2.2)	290	77.3	(2.3)	478	83.1	(1.7)	481	80.2	(1.8)
부산	-	-	-	-	-	-	-	-	-	-	-	-	169	90.7	(2.1)	187	79.1	(3.4)	173	86.7	(2.0)	137	81.6	(3.0)
대구	-	-	-	-	-	-	-	-	-	-	-	-	152	83.3	(2.4)	183	79.0	(2.4)	157	81.6	(2.9)	116	80.7	(3.3)
인천	-	-	-	-	-	-	-	-	-	-	-	-	184	89.4	(2.0)	227	80.3	(2.8)	201	81.3	(2.5)	171	84.6	(2.3)
광주	-	-	-	-	-	-	-	-	-	-	-	-	141	87.5	(2.1)	178	78.1	(3.0)	122	79.2	(3.6)	97	88.3	(3.6)
대전	-	-	-	-	-	-	-	-	-	-	-	-	147	86.4	(2.9)	138	76.2	(2.9)	123	79.6	(3.8)	120	77.6	(4.8)
울산	-	-	-	-	-	-	-	-	-	-	-	-	93	82.2	(3.2)	113	80.4	(3.3)	124	83.6	(2.4)	90	78.3	(3.9)
경기	-	-	-	-	-	-	-	-	-	-	-	-	321	87.2	(2.0)	372	79.9	(2.0)	583	78.6	(1.7)	645	79.6	(1.5)
강원	-	-	-	-	-	-	-	-	-	-	-	-	123	87.5	(2.7)	144	71.7	(5.8)	97	82.2	(4.2)	100	84.0	(3.6)
충북	-	-	-	-	-	-	-	-	-	-	-	-	116	90.1	(3.7)	141	84.2	(3.4)	129	86.1	(2.9)	107	75.5	(3.5)
충남	-	-	-	-	-	-	-	-	-	-	-	-	166	93.0	(1.8)	187	80.9	(3.3)	138	79.8	(4.1)	138	82.2	(5.0)
전북	-	-	-	-	-	-	-	-	-	-	-	-	143	92.6	(2.7)	166	75.2	(3.1)	158	82.2	(2.5)	158	77.3	(2.5)
전남	-	-	-	-	-	-	-	-	-	-	-	-	119	85.9	(3.1)	126	78.0	(4.9)	142	81.6	(2.5)	112	70.6	(3.9)
경북	-	-	-	-	-	-	-	-	-	-	-	-	170	86.2	(3.6)	200	80.3	(3.3)	156	82.4	(3.8)	133	83.3	(4.8)
경남	-	-	-	-	-	-	-	-	-	-	-	-	164	87.2	(2.7)	183	77.4	(3.8)	178	74.1	(4.4)	168	77.2	(3.5)
제주	-	-	-	-	-	-	-	-	-	-	-	-	103	91.4	(1.9)	128	79.4	(3.2)	82	88.9	(3.9)	77	92.4	(2.7)



결과표96. 아토피피부염으로 인한 학교 결석률

(단위: %)

구 분	'05			'06			'07			'08			'09			'10			'11			'12		
	N	분율(표준오차)		N	분율(표준오차)		N	분율(표준오차)		N	분율(표준오차)		N	분율(표준오차)		N	분율(표준오차)		N	분율(표준오차)		N	분율(표준오차)	
<b>전 체</b>																								
전 체	-	-	-	-	-	-	-	-	-	-	-	-	4,685	7.7 (0.5)		5,280	8.0 (0.5)		5,329	7.2 (0.4)		5,021	7.2 (0.4)	
<b>학 년</b>																								
중1	-	-	-	-	-	-	-	-	-	-	-	-	817	6.3 (0.9)		907	6.2 (0.9)		907	7.5 (1.0)		831	9.2 (1.0)	
중2	-	-	-	-	-	-	-	-	-	-	-	-	789	6.9 (1.1)		907	6.4 (0.8)		878	7.7 (0.9)		859	8.4 (0.9)	
중3	-	-	-	-	-	-	-	-	-	-	-	-	736	8.4 (1.1)		853	6.9 (1.0)		882	7.4 (0.9)		802	7.5 (1.0)	
고1	-	-	-	-	-	-	-	-	-	-	-	-	808	8.0 (1.1)		873	9.5 (1.5)		889	7.2 (0.9)		903	6.1 (0.8)	
고2	-	-	-	-	-	-	-	-	-	-	-	-	773	7.5 (1.2)		884	10.7 (1.4)		877	6.7 (0.9)		835	6.0 (0.8)	
고3	-	-	-	-	-	-	-	-	-	-	-	-	762	9.2 (1.3)		856	8.2 (0.9)		896	6.6 (1.0)		791	6.1 (0.8)	
<b>학교급</b>																								
중학교	-	-	-	-	-	-	-	-	-	-	-	-	2,342	7.1 (0.6)		2,667	6.5 (0.5)		2,667	7.5 (0.6)		2,492	8.4 (0.6)	
고등학교	-	-	-	-	-	-	-	-	-	-	-	-	2,343	8.2 (0.7)		2,613	9.4 (0.8)		2,662	6.8 (0.6)		2,529	6.1 (0.5)	
일반계고	-	-	-	-	-	-	-	-	-	-	-	-	1,797	7.4 (0.8)		1,969	8.7 (0.9)		1,948	6.4 (0.6)		1,933	5.9 (0.5)	
특성화계고	-	-	-	-	-	-	-	-	-	-	-	-	546	11.0 (1.7)		644	11.7 (1.6)		714	8.1 (1.1)		596	6.6 (0.9)	
<b>지 역</b>																								
서울	-	-	-	-	-	-	-	-	-	-	-	-	501	7.1 (1.2)		551	8.3 (1.2)		796	6.6 (0.9)		765	6.0 (0.8)	
부산	-	-	-	-	-	-	-	-	-	-	-	-	314	7.5 (1.6)		344	4.7 (1.4)		327	6.7 (1.1)		293	9.6 (1.6)	
대구	-	-	-	-	-	-	-	-	-	-	-	-	271	6.9 (1.3)		318	7.1 (1.6)		275	7.5 (1.7)		270	6.6 (1.2)	
인천	-	-	-	-	-	-	-	-	-	-	-	-	327	6.4 (1.3)		404	9.7 (1.6)		366	8.2 (1.5)		322	7.4 (1.8)	
광주	-	-	-	-	-	-	-	-	-	-	-	-	268	8.1 (2.0)		298	7.8 (1.8)		221	5.7 (1.5)		207	7.4 (1.7)	
대전	-	-	-	-	-	-	-	-	-	-	-	-	287	9.2 (1.7)		275	5.0 (1.2)		226	5.6 (1.4)		231	10.4 (1.9)	
울산	-	-	-	-	-	-	-	-	-	-	-	-	191	6.2 (1.4)		233	6.8 (1.4)		217	4.2 (1.4)		156	4.8 (1.5)	
경기	-	-	-	-	-	-	-	-	-	-	-	-	586	7.7 (1.2)		666	7.7 (1.1)		1,053	7.9 (1.0)		1,063	5.2 (0.7)	
강원	-	-	-	-	-	-	-	-	-	-	-	-	233	7.6 (1.5)		241	11.7 (3.1)		188	11.4 (2.5)		169	8.4 (1.2)	
충북	-	-	-	-	-	-	-	-	-	-	-	-	217	7.3 (1.7)		244	8.3 (1.9)		206	6.6 (1.3)		166	7.9 (2.0)	
충남	-	-	-	-	-	-	-	-	-	-	-	-	290	5.4 (1.6)		326	6.4 (1.3)		251	6.0 (1.7)		240	7.0 (1.7)	
전북	-	-	-	-	-	-	-	-	-	-	-	-	249	14.1 (2.7)		306	7.3 (1.7)		245	5.8 (1.7)		231	10.2 (2.5)	
전남	-	-	-	-	-	-	-	-	-	-	-	-	206	7.1 (2.3)		251	10.3 (1.7)		234	5.8 (1.8)		190	10.5 (1.6)	
경북	-	-	-	-	-	-	-	-	-	-	-	-	283	8.3 (2.7)		297	9.4 (2.0)		262	9.5 (2.0)		249	8.0 (1.7)	
경남	-	-	-	-	-	-	-	-	-	-	-	-	269	8.2 (1.9)		317	10.3 (2.9)		314	4.8 (1.2)		325	8.4 (1.6)	
제주	-	-	-	-	-	-	-	-	-	-	-	-	193	9.5 (1.1)		209	7.5 (1.3)		148	16.7 (1.9)		144	10.9 (1.9)	
<b>남학생</b>																								
전 체	-	-	-	-	-	-	-	-	-	-	-	-	2,097	9.4 (0.8)		2,317	10.9 (0.7)		2,288	9.3 (0.6)		2,171	8.2 (0.6)	
<b>학 년</b>																								
중1	-	-	-	-	-	-	-	-	-	-	-	-	392	5.8 (1.5)		401	8.7 (1.5)		405	9.5 (1.9)		368	11.0 (1.7)	
중2	-	-	-	-	-	-	-	-	-	-	-	-	354	7.6 (1.8)		403	10.0 (1.6)		378	9.6 (1.4)		383	8.8 (1.4)	
중3	-	-	-	-	-	-	-	-	-	-	-	-	345	10.5 (1.8)		372	8.5 (1.5)		410	10.1 (1.5)		342	9.9 (1.6)	
고1	-	-	-	-	-	-	-	-	-	-	-	-	410	10.1 (1.9)		387	10.4 (2.1)		388	10.8 (1.5)		423	7.9 (1.3)	
고2	-	-	-	-	-	-	-	-	-	-	-	-	307	10.6 (2.5)		395	15.1 (2.5)		331	8.0 (1.6)		324	6.1 (1.3)	
고3	-	-	-	-	-	-	-	-	-	-	-	-	289	12.2 (2.3)		359	12.5 (1.7)		376	7.8 (1.5)		331	6.0 (1.3)	
<b>학교급</b>																								
중학교	-	-	-	-	-	-	-	-	-	-	-	-	1,091	7.9 (0.9)		1,176	9.1 (0.8)		1,193	9.7 (0.9)		1,093	9.9 (0.9)	
고등학교	-	-	-	-	-	-	-	-	-	-	-	-	1,006	10.9 (1.4)		1,141	12.6 (1.2)		1,095	8.9 (0.9)		1,078	6.7 (0.8)	
일반계고	-	-	-	-	-	-	-	-	-	-	-	-	801	10.1 (1.5)		870	12.2 (1.4)		869	8.0 (1.0)		818	6.1 (0.9)	
특성화계고	-	-	-	-	-	-	-	-	-	-	-	-	205	14.0 (3.2)		271	13.8 (2.0)		226	12.3 (2.1)		260	8.9 (1.8)	

※ 최근 12개월 동안 아토피피부염 의사진단자 중에서 아토피피부염으로 인해 학교를 결석한 적이 있는 사람의 분율



(계속: 아토피피부염으로 인한 학교 결석률)

(단위: %)

구 분	'05			'06			'07			'08			'09			'10			'11			'12		
	N	분	월(표준오차)	N	분	월(표준오차)	N	분	월(표준오차)	N	분	월(표준오차)	N	분	월(표준오차)	N	분	월(표준오차)	N	분	월(표준오차)	N	분	월(표준오차)
<b>지 역</b>																								
서울	-	-	-	-	-	-	-	-	-	-	-	-	224	7.7	(1.6)	261	11.4	(1.8)	318	9.2	(1.4)	284	7.4	(1.4)
부산	-	-	-	-	-	-	-	-	-	-	-	-	145	7.9	(2.2)	157	7.3	(2.4)	154	8.2	(1.8)	156	11.0	(2.7)
대구	-	-	-	-	-	-	-	-	-	-	-	-	119	10.6	(2.3)	135	9.2	(2.4)	118	10.4	(3.2)	154	10.2	(1.9)
인천	-	-	-	-	-	-	-	-	-	-	-	-	143	8.9	(2.6)	177	12.0	(2.3)	165	10.9	(2.6)	151	8.5	(2.8)
광주	-	-	-	-	-	-	-	-	-	-	-	-	127	7.6	(1.9)	120	12.9	(2.4)	99	10.5	(3.0)	110	5.9	(2.2)
대전	-	-	-	-	-	-	-	-	-	-	-	-	140	8.8	(2.0)	137	6.6	(1.9)	103	8.1	(2.4)	111	11.8	(2.3)
울산	-	-	-	-	-	-	-	-	-	-	-	-	98	9.8	(2.7)	120	5.8	(1.5)	93	5.6	(2.3)	66	7.2	(2.0)
경기	-	-	-	-	-	-	-	-	-	-	-	-	265	10.9	(2.4)	294	10.4	(2.0)	470	9.9	(1.4)	418	5.1	(1.1)
강원	-	-	-	-	-	-	-	-	-	-	-	-	110	8.6	(3.1)	97	21.1	(4.3)	91	13.1	(3.4)	69	12.1	(4.3)
충북	-	-	-	-	-	-	-	-	-	-	-	-	101	10.2	(2.8)	103	14.1	(1.9)	77	10.7	(3.2)	59	4.9	(2.5)
충남	-	-	-	-	-	-	-	-	-	-	-	-	124	8.1	(2.8)	139	9.1	(2.3)	113	6.3	(2.2)	102	9.6	(2.7)
전북	-	-	-	-	-	-	-	-	-	-	-	-	106	16.8	(4.0)	140	10.2	(3.0)	87	7.0	(2.9)	73	12.8	(3.6)
전남	-	-	-	-	-	-	-	-	-	-	-	-	87	9.0	(3.2)	125	13.9	(2.7)	92	6.8	(3.4)	78	9.1	(3.2)
경북	-	-	-	-	-	-	-	-	-	-	-	-	113	8.4	(4.6)	97	14.7	(3.6)	106	12.8	(4.0)	116	12.1	(3.0)
경남	-	-	-	-	-	-	-	-	-	-	-	-	105	8.1	(3.3)	134	10.3	(2.8)	136	5.7	(2.2)	157	9.4	(2.7)
제주	-	-	-	-	-	-	-	-	-	-	-	-	90	9.2	(3.2)	81	7.1	(3.0)	66	16.7	(4.0)	67	6.8	(3.1)
<b>여학생</b>																								
전 체	-	-	-	-	-	-	-	-	-	-	-	-	2,588	6.3	(0.6)	2,963	5.5	(0.5)	3,041	5.4	(0.4)	2,850	6.3	(0.5)
<b>학 년</b>																								
중1	-	-	-	-	-	-	-	-	-	-	-	-	425	6.8	(1.3)	506	4.2	(1.0)	502	5.8	(1.0)	463	7.9	(1.2)
중2	-	-	-	-	-	-	-	-	-	-	-	-	435	6.2	(1.3)	504	3.5	(0.8)	500	6.1	(1.1)	476	8.0	(1.3)
중3	-	-	-	-	-	-	-	-	-	-	-	-	391	6.5	(1.3)	481	5.7	(1.2)	472	5.0	(1.0)	460	5.7	(1.1)
고1	-	-	-	-	-	-	-	-	-	-	-	-	398	5.9	(1.1)	486	8.6	(2.2)	501	4.0	(0.8)	480	4.6	(0.9)
고2	-	-	-	-	-	-	-	-	-	-	-	-	466	5.2	(1.1)	489	6.9	(1.5)	546	5.7	(1.0)	511	6.0	(1.0)
고3	-	-	-	-	-	-	-	-	-	-	-	-	473	7.0	(1.7)	497	4.7	(0.9)	520	5.6	(1.1)	460	6.2	(1.1)
<b>학교급</b>																								
중학교	-	-	-	-	-	-	-	-	-	-	-	-	1,251	6.5	(0.7)	1,491	4.5	(0.6)	1,474	5.6	(0.6)	1,399	7.2	(0.7)
고등학교	-	-	-	-	-	-	-	-	-	-	-	-	1,337	6.1	(0.9)	1,472	6.6	(0.9)	1,567	5.1	(0.6)	1,451	5.6	(0.6)
일반계고	-	-	-	-	-	-	-	-	-	-	-	-	996	5.1	(0.9)	1,099	5.7	(1.0)	1,079	5.0	(0.8)	1,115	5.8	(0.7)
특성화계고	-	-	-	-	-	-	-	-	-	-	-	-	341	8.9	(2.2)	373	9.7	(1.9)	488	5.2	(1.2)	336	4.8	(1.1)
<b>지 역</b>																								
서울	-	-	-	-	-	-	-	-	-	-	-	-	277	6.6	(1.6)	290	5.2	(1.3)	478	4.4	(0.9)	481	4.9	(0.9)
부산	-	-	-	-	-	-	-	-	-	-	-	-	169	7.1	(2.0)	187	2.4	(1.0)	173	5.3	(1.4)	137	8.2	(2.3)
대구	-	-	-	-	-	-	-	-	-	-	-	-	152	3.9	(1.3)	183	5.4	(2.2)	157	5.4	(1.5)	116	3.2	(1.3)
인천	-	-	-	-	-	-	-	-	-	-	-	-	184	4.5	(1.1)	227	7.6	(2.0)	201	5.8	(1.2)	171	6.3	(1.8)
광주	-	-	-	-	-	-	-	-	-	-	-	-	141	8.4	(2.7)	178	4.0	(1.4)	122	1.9	(1.1)	97	8.8	(2.9)
대전	-	-	-	-	-	-	-	-	-	-	-	-	147	9.6	(2.6)	138	3.4	(1.3)	123	3.4	(1.7)	120	9.5	(2.6)
울산	-	-	-	-	-	-	-	-	-	-	-	-	93	2.7	(1.4)	113	7.6	(2.2)	124	2.8	(1.9)	90	3.1	(1.8)
경기	-	-	-	-	-	-	-	-	-	-	-	-	321	5.0	(1.4)	372	5.7	(1.2)	583	6.1	(1.2)	645	5.3	(0.8)
강원	-	-	-	-	-	-	-	-	-	-	-	-	123	6.8	(2.0)	144	4.4	(2.1)	97	9.5	(4.4)	100	6.2	(2.7)
충북	-	-	-	-	-	-	-	-	-	-	-	-	116	5.0	(1.6)	141	3.1	(1.2)	129	3.4	(1.4)	107	9.6	(3.0)
충남	-	-	-	-	-	-	-	-	-	-	-	-	166	3.0	(1.4)	187	4.5	(1.5)	138	5.7	(1.8)	138	4.7	(2.0)
전북	-	-	-	-	-	-	-	-	-	-	-	-	143	12.0	(3.0)	166	4.9	(1.5)	158	5.0	(1.7)	158	8.7	(2.5)
전남	-	-	-	-	-	-	-	-	-	-	-	-	119	5.7	(3.1)	126	6.3	(2.3)	142	5.0	(1.6)	112	11.7	(2.5)
경북	-	-	-	-	-	-	-	-	-	-	-	-	170	8.2	(2.7)	200	5.4	(2.1)	156	7.3	(2.5)	133	4.2	(2.0)
경남	-	-	-	-	-	-	-	-	-	-	-	-	164	8.3	(2.0)	183	10.3	(4.4)	178	4.0	(1.6)	168	7.3	(2.0)
제주	-	-	-	-	-	-	-	-	-	-	-	-	103	9.8	(2.6)	128	7.7	(2.1)	82	16.8	(3.4)	77	13.8	(2.8)



결과표97. 학교에서 식사 전 비누이용 손씻기 실천율

(단위: %)

구 분	'05			'06			'07			'08			'09			'10			'11			'12		
	N	분율(표준오차)		N	분율(표준오차)		N	분율(표준오차)		N	분율(표준오차)		N	분율(표준오차)		N	분율(표준오차)		N	분율(표준오차)		N	분율(표준오차)	
<b>전 체</b>																								
전 체	-	-	-	-	-	-	-	-	-	75,238	32.8 (0.4)		75,066	56.5 (0.5)		73,238	39.3 (0.5)		75,643	35.1 (0.4)		74,186	34.3 (0.4)	
<b>학 년</b>																								
중1	-	-	-	-	-	-	-	-	-	13,037	39.3 (0.8)		12,714	69.1 (0.9)		12,468	48.0 (0.8)		12,728	44.1 (0.8)		12,362	44.4 (0.7)	
중2	-	-	-	-	-	-	-	-	-	13,056	35.8 (0.8)		12,868	62.6 (0.9)		12,499	43.2 (0.9)		12,903	38.0 (0.9)		12,384	37.8 (0.8)	
중3	-	-	-	-	-	-	-	-	-	12,850	33.0 (0.7)		12,827	60.8 (0.9)		12,603	41.0 (0.8)		12,843	35.7 (0.9)		12,551	35.1 (0.7)	
고1	-	-	-	-	-	-	-	-	-	12,720	29.8 (0.8)		12,477	51.1 (0.9)		12,021	35.8 (0.9)		12,569	31.9 (0.7)		12,451	32.2 (0.7)	
고2	-	-	-	-	-	-	-	-	-	12,375	28.1 (0.8)		12,427	48.0 (0.9)		12,124	33.8 (0.9)		12,508	30.8 (0.7)		12,315	29.1 (0.7)	
고3	-	-	-	-	-	-	-	-	-	11,200	30.2 (0.8)		11,753	47.2 (0.9)		11,523	33.8 (0.8)		12,092	30.6 (0.7)		12,123	27.9 (0.8)	
<b>학교급</b>																								
중학교	-	-	-	-	-	-	-	-	-	38,943	36.0 (0.6)		38,409	64.1 (0.7)		37,570	44.0 (0.6)		38,474	39.2 (0.6)		37,297	39.0 (0.5)	
고등학교	-	-	-	-	-	-	-	-	-	36,295	29.4 (0.6)		36,657	48.8 (0.6)		35,668	34.5 (0.7)		37,169	31.1 (0.5)		36,889	29.7 (0.6)	
일반계고	-	-	-	-	-	-	-	-	-	26,808	28.0 (0.8)		27,380	48.3 (0.7)		26,845	33.5 (0.8)		27,278	30.3 (0.6)		28,443	29.2 (0.6)	
특성화계고	-	-	-	-	-	-	-	-	-	9,487	33.4 (1.1)		9,277	50.2 (1.3)		8,823	37.6 (1.4)		9,891	34.0 (1.1)		8,446	31.6 (1.4)	
<b>지 역</b>																								
서울	-	-	-	-	-	-	-	-	-	8,077	29.8 (1.2)		8,207	54.0 (1.1)		7,848	39.0 (1.1)		11,355	35.0 (0.9)		11,373	35.9 (0.9)	
부산	-	-	-	-	-	-	-	-	-	5,501	33.6 (1.4)		5,468	56.0 (1.6)		5,303	41.3 (1.5)		5,157	38.5 (1.3)		4,939	34.7 (1.8)	
대구	-	-	-	-	-	-	-	-	-	5,053	39.6 (1.7)		5,063	65.2 (1.5)		5,030	40.4 (1.7)		4,439	37.7 (1.3)		4,312	36.4 (1.5)	
인천	-	-	-	-	-	-	-	-	-	5,240	33.1 (1.1)		5,126	56.4 (1.3)		5,008	38.8 (1.7)		4,516	33.9 (1.5)		4,302	34.3 (2.0)	
광주	-	-	-	-	-	-	-	-	-	4,011	28.2 (1.4)		4,110	54.7 (1.6)		4,024	33.3 (1.2)		3,309	32.0 (1.8)		3,149	26.8 (1.9)	
대전	-	-	-	-	-	-	-	-	-	4,011	28.8 (1.3)		3,948	53.8 (1.5)		3,874	34.1 (1.6)		3,003	32.3 (1.8)		2,975	31.8 (1.6)	
울산	-	-	-	-	-	-	-	-	-	3,665	30.0 (1.5)		3,635	60.4 (1.6)		3,478	37.7 (1.5)		2,913	35.8 (1.7)		2,518	31.5 (2.2)	
경기	-	-	-	-	-	-	-	-	-	9,332	35.2 (1.1)		9,430	57.9 (1.3)		9,044	42.1 (1.3)		14,427	36.5 (1.0)		15,658	37.1 (0.8)	
강원	-	-	-	-	-	-	-	-	-	3,520	28.0 (1.5)		3,553	55.1 (1.8)		3,447	37.0 (1.8)		2,722	33.0 (2.3)		2,486	32.2 (2.9)	
충북	-	-	-	-	-	-	-	-	-	3,657	33.1 (2.4)		3,636	59.6 (2.5)		3,500	35.7 (2.0)		2,973	33.6 (1.5)		2,753	29.7 (2.3)	
충남	-	-	-	-	-	-	-	-	-	3,910	33.5 (2.3)		3,852	53.7 (1.8)		3,869	38.2 (1.4)		3,457	34.6 (2.2)		3,264	33.8 (1.9)	
전북	-	-	-	-	-	-	-	-	-	3,757	32.1 (1.7)		3,799	55.4 (1.9)		3,778	37.0 (2.4)		3,382	31.1 (1.8)		3,133	30.5 (2.0)	
전남	-	-	-	-	-	-	-	-	-	3,581	33.5 (1.7)		3,381	59.4 (2.3)		3,381	43.1 (1.2)		3,434	34.6 (1.9)		2,906	31.6 (1.9)	
경북	-	-	-	-	-	-	-	-	-	4,589	30.4 (1.4)		4,589	55.0 (1.5)		4,515	35.3 (2.0)		4,028	35.4 (1.9)		3,755	31.3 (2.4)	
경남	-	-	-	-	-	-	-	-	-	4,849	34.2 (1.7)		4,933	55.5 (1.6)		4,810	39.3 (2.2)		4,733	33.8 (2.5)		4,920	33.4 (1.9)	
제주	-	-	-	-	-	-	-	-	-	2,485	33.4 (1.5)		2,336	48.2 (2.6)		2,329	37.6 (1.8)		1,795	31.7 (2.1)		1,743	32.4 (2.0)	
<b>남학생</b>																								
전 체	-	-	-	-	-	-	-	-	-	39,278	38.7 (0.5)		39,612	57.8 (0.6)		38,391	45.2 (0.5)		37,873	42.0 (0.5)		38,221	40.7 (0.5)	
<b>학 년</b>																								
중1	-	-	-	-	-	-	-	-	-	6,893	43.7 (1.1)		6,933	69.4 (1.0)		6,519	55.1 (0.9)		6,548	50.7 (0.9)		6,364	49.9 (0.8)	
중2	-	-	-	-	-	-	-	-	-	6,938	43.0 (1.0)		6,965	64.0 (1.1)		6,620	49.9 (0.9)		6,413	46.7 (1.0)		6,394	45.0 (0.9)	
중3	-	-	-	-	-	-	-	-	-	6,900	38.9 (0.8)		7,035	61.9 (1.0)		6,817	48.0 (0.9)		6,589	44.3 (1.0)		6,525	43.2 (0.9)	
고1	-	-	-	-	-	-	-	-	-	6,674	36.4 (1.0)		6,890	52.5 (1.1)		6,229	41.9 (1.1)		6,386	38.3 (0.9)		6,606	39.3 (0.9)	
고2	-	-	-	-	-	-	-	-	-	6,067	34.6 (1.1)		6,104	50.1 (1.1)		6,273	38.3 (1.1)		5,954	36.9 (0.9)		6,221	34.7 (0.9)	
고3	-	-	-	-	-	-	-	-	-	5,806	34.7 (0.9)		5,685	48.3 (1.1)		5,933	38.4 (1.1)		5,983	36.0 (1.0)		6,111	33.3 (1.0)	
<b>학교급</b>																								
중학교	-	-	-	-	-	-	-	-	-	20,731	41.9 (0.7)		20,933	65.1 (0.7)		19,956	51.0 (0.6)		19,550	47.2 (0.7)		19,283	45.9 (0.6)	
고등학교	-	-	-	-	-	-	-	-	-	18,547	35.2 (0.7)		18,679	50.3 (0.7)		18,435	39.6 (0.8)		18,323	37.1 (0.6)		18,938	35.7 (0.7)	
일반계고	-	-	-	-	-	-	-	-	-	14,247	34.5 (0.8)		14,278	49.6 (0.9)		14,042	38.3 (1.0)		13,946	36.3 (0.7)		14,458	34.6 (0.8)	
특성화계고	-	-	-	-	-	-	-	-	-	4,300	37.4 (1.0)		4,401	52.6 (1.4)		4,393	43.4 (1.4)		4,377	39.5 (1.2)		4,480	39.5 (1.3)	

※최근 7일 동안 학교에서 식사하기 전 비누를 이용한 손씻기를 '항상' 또는 '대부분' 한 사람의 분율



(계속: 학교에서 식사 전 비누이용 손씻기 실천율)

(단위: %)

구 분	'05			'06			'07			'08			'09			'10			'11			'12		
	N	분	율(표준오차)	N	분	율(표준오차)	N	분	율(표준오차)	N	분	율(표준오차)	N	분	율(표준오차)	N	분	율(표준오차)	N	분	율(표준오차)	N	분	율(표준오차)
<b>지 역</b>																								
서울	-	-	-	-	-	-	-	-	-	4,122	36.0	(1.4)	4,224	56.1	(1.2)	4,018	45.2	(1.4)	5,428	42.3	(1.1)	5,266	42.0	(1.2)
부산	-	-	-	-	-	-	-	-	-	2,793	39.3	(1.5)	2,748	58.1	(2.1)	2,804	47.7	(2.1)	2,781	43.1	(1.9)	2,807	42.3	(1.8)
대구	-	-	-	-	-	-	-	-	-	2,618	45.4	(1.5)	2,682	65.0	(1.8)	2,650	46.6	(1.8)	2,391	42.5	(1.3)	2,624	40.2	(1.5)
인천	-	-	-	-	-	-	-	-	-	2,830	39.4	(1.2)	2,792	60.0	(1.8)	2,566	45.9	(2.1)	2,183	40.7	(1.6)	2,237	40.0	(2.8)
광주	-	-	-	-	-	-	-	-	-	2,183	34.8	(1.5)	2,253	56.9	(2.0)	2,149	40.9	(1.8)	1,714	39.6	(1.6)	1,689	33.5	(2.1)
대전	-	-	-	-	-	-	-	-	-	2,088	34.4	(1.8)	2,230	55.1	(2.5)	2,110	42.3	(1.8)	1,554	40.3	(2.1)	1,694	37.5	(1.8)
울산	-	-	-	-	-	-	-	-	-	1,994	36.1	(1.6)	2,098	62.6	(2.2)	2,170	42.0	(1.4)	1,453	42.1	(2.0)	1,329	37.1	(2.8)
경기	-	-	-	-	-	-	-	-	-	4,928	41.0	(1.1)	5,071	59.0	(1.5)	4,825	47.8	(1.3)	7,226	43.2	(1.1)	7,677	43.1	(1.0)
강원	-	-	-	-	-	-	-	-	-	1,927	32.8	(1.7)	1,885	54.2	(2.8)	1,771	42.7	(1.7)	1,360	38.7	(3.3)	1,235	38.5	(2.4)
충북	-	-	-	-	-	-	-	-	-	2,006	38.1	(2.5)	2,008	60.5	(1.7)	1,861	39.7	(2.8)	1,396	40.9	(1.8)	1,493	37.3	(2.6)
충남	-	-	-	-	-	-	-	-	-	1,981	40.2	(2.2)	1,963	54.3	(2.4)	1,975	41.7	(1.6)	1,792	40.3	(3.0)	1,680	40.3	(2.6)
전북	-	-	-	-	-	-	-	-	-	1,997	39.3	(3.4)	1,983	56.4	(2.3)	2,005	44.7	(2.6)	1,638	38.5	(2.4)	1,470	39.1	(3.0)
전남	-	-	-	-	-	-	-	-	-	1,810	39.7	(2.3)	1,734	58.9	(3.1)	1,752	46.6	(2.2)	1,623	42.2	(2.7)	1,436	39.1	(2.9)
경북	-	-	-	-	-	-	-	-	-	2,272	35.2	(2.2)	2,182	53.1	(2.4)	2,136	40.1	(2.7)	2,010	42.2	(2.8)	2,034	39.8	(1.8)
경남	-	-	-	-	-	-	-	-	-	2,352	39.7	(1.5)	2,426	56.8	(2.1)	2,318	46.6	(2.3)	2,419	44.0	(2.5)	2,570	40.9	(2.0)
제주	-	-	-	-	-	-	-	-	-	1,377	38.9	(1.8)	1,333	51.5	(3.1)	1,281	43.7	(2.5)	905	38.5	(1.9)	980	37.7	(2.1)
<b>여학생</b>																								
전 체	-	-	-	-	-	-	-	-	-	35,960	26.1	(0.6)	35,454	55.1	(0.7)	34,847	32.6	(0.6)	37,770	27.5	(0.5)	35,965	27.2	(0.5)
<b>학 년</b>																								
중1	-	-	-	-	-	-	-	-	-	6,144	34.2	(1.0)	5,781	68.8	(1.3)	5,949	40.4	(1.1)	6,180	37.0	(1.0)	5,998	38.4	(0.8)
중2	-	-	-	-	-	-	-	-	-	6,118	27.5	(0.9)	5,903	61.0	(1.2)	5,879	35.7	(1.4)	6,490	28.6	(1.0)	5,990	30.0	(1.0)
중3	-	-	-	-	-	-	-	-	-	5,950	26.1	(1.0)	5,792	59.5	(1.3)	5,786	33.1	(1.2)	6,254	26.2	(1.0)	6,026	26.5	(0.8)
고1	-	-	-	-	-	-	-	-	-	6,046	22.4	(1.1)	5,587	49.5	(1.4)	5,792	28.7	(1.0)	6,183	24.8	(0.9)	5,845	24.3	(0.8)
고2	-	-	-	-	-	-	-	-	-	6,308	21.0	(1.1)	6,323	45.6	(1.1)	5,851	28.7	(1.1)	6,554	23.9	(0.7)	6,094	22.8	(0.9)
고3	-	-	-	-	-	-	-	-	-	5,394	25.2	(1.1)	6,068	45.9	(1.1)	5,590	28.6	(1.0)	6,109	24.5	(0.8)	6,012	21.8	(0.9)
<b>학교급</b>																								
중학교	-	-	-	-	-	-	-	-	-	18,212	29.3	(0.7)	17,476	63.1	(0.9)	17,614	36.4	(0.9)	18,924	30.5	(0.7)	18,014	31.5	(0.7)
고등학교	-	-	-	-	-	-	-	-	-	17,748	22.8	(0.8)	17,978	47.0	(0.8)	17,233	28.7	(0.8)	18,846	24.4	(0.5)	17,951	23.0	(0.6)
일 반 계 고	-	-	-	-	-	-	-	-	-	12,561	20.9	(0.9)	13,102	46.9	(0.9)	12,803	28.1	(0.9)	13,332	23.5	(0.6)	13,985	23.2	(0.7)
특성화계고	-	-	-	-	-	-	-	-	-	5,187	28.6	(1.6)	4,876	47.4	(1.6)	4,430	30.7	(1.7)	5,514	27.4	(1.1)	3,966	22.4	(1.3)
<b>지 역</b>																								
서울	-	-	-	-	-	-	-	-	-	3,955	22.9	(1.6)	3,983	51.6	(1.6)	3,830	32.1	(1.2)	5,927	27.0	(0.8)	6,107	29.3	(0.9)
부산	-	-	-	-	-	-	-	-	-	2,708	26.9	(1.9)	2,720	53.5	(2.3)	2,499	33.9	(1.5)	2,376	33.1	(1.7)	2,132	25.9	(2.5)
대구	-	-	-	-	-	-	-	-	-	2,435	32.6	(2.2)	2,381	65.5	(2.6)	2,380	33.0	(2.1)	2,048	32.1	(1.5)	1,688	32.0	(2.1)
인천	-	-	-	-	-	-	-	-	-	2,410	26.2	(1.4)	2,334	52.4	(2.0)	2,442	31.0	(1.4)	2,333	26.4	(1.4)	2,065	28.0	(2.4)
광주	-	-	-	-	-	-	-	-	-	1,828	21.0	(1.3)	1,857	52.2	(2.8)	1,875	25.0	(1.6)	1,595	23.9	(2.8)	1,460	19.5	(1.6)
대전	-	-	-	-	-	-	-	-	-	1,923	22.5	(1.6)	1,718	52.3	(1.9)	1,764	24.9	(1.5)	1,449	23.5	(1.6)	1,281	25.5	(1.7)
울산	-	-	-	-	-	-	-	-	-	1,671	22.6	(2.0)	1,537	57.8	(2.5)	1,308	32.6	(2.5)	1,460	28.4	(1.9)	1,189	24.9	(2.4)
경기	-	-	-	-	-	-	-	-	-	4,404	28.8	(1.4)	4,359	56.8	(1.6)	4,219	35.8	(1.9)	7,201	29.2	(1.1)	7,981	30.7	(0.9)
강원	-	-	-	-	-	-	-	-	-	1,593	22.6	(1.4)	1,668	56.1	(2.1)	1,676	30.6	(1.6)	1,362	26.6	(2.6)	1,251	25.2	(3.0)
충북	-	-	-	-	-	-	-	-	-	1,651	27.5	(3.5)	1,628	58.6	(4.7)	1,639	31.2	(3.2)	1,577	25.4	(1.7)	1,260	21.3	(1.9)
충남	-	-	-	-	-	-	-	-	-	1,929	26.0	(2.1)	1,889	53.1	(1.9)	1,894	34.2	(1.5)	1,665	28.3	(2.9)	1,584	26.6	(2.0)
전북	-	-	-	-	-	-	-	-	-	1,760	24.3	(1.8)	1,816	54.4	(3.1)	1,773	28.8	(3.4)	1,744	23.1	(1.7)	1,663	21.1	(2.6)
전남	-	-	-	-	-	-	-	-	-	1,771	26.7	(2.7)	1,647	60.0	(3.4)	1,629	39.4	(2.6)	1,811	26.5	(1.9)	1,470	23.5	(2.6)
경북	-	-	-	-	-	-	-	-	-	2,317	24.6	(1.9)	2,407	57.2	(2.3)	2,379	29.7	(2.5)	2,018	27.5	(2.9)	1,721	21.4	(2.7)
경남	-	-	-	-	-	-	-	-	-	2,497	27.8	(2.6)	2,507	54.0	(2.2)	2,492	30.9	(2.5)	2,314	22.1	(2.0)	2,350	24.9	(2.0)
제주	-	-	-	-	-	-	-	-	-	1,108	27.4	(2.1)	1,003	44.5	(3.2)	1,048	30.9	(2.0)	890	24.3	(1.2)	763	26.6	(2.1)



결과표98. 학교에서 화장실 사용 후 비누이용 손씻기 실천율

(단위: %)


구 분	'05			'06			'07			'08			'09			'10			'11			'12		
	N	분율(표준오차)		N	분율(표준오차)		N	분율(표준오차)		N	분율(표준오차)		N	분율(표준오차)		N	분율(표준오차)		N	분율(표준오차)		N	분율(표준오차)	
<b>전 체</b>																								
전 체	-	-	-	-	-	-	-	-	-	75,238	47.9 (0.5)		75,066	72.3 (0.4)		73,238	59.1 (0.5)		75,643	57.2 (0.4)		74,186	55.5 (0.4)	
<b>학 년</b>																								
중1	-	-	-	-	-	-	-	-	-	13,037	52.9 (0.8)		12,714	78.0 (0.6)		12,468	64.2 (0.7)		12,728	62.9 (0.6)		12,362	61.1 (0.6)	
중2	-	-	-	-	-	-	-	-	-	13,056	49.3 (0.9)		12,868	74.4 (0.7)		12,499	60.9 (0.9)		12,903	57.4 (0.7)		12,384	58.4 (0.7)	
중3	-	-	-	-	-	-	-	-	-	12,850	47.2 (0.8)		12,827	73.8 (0.7)		12,603	60.6 (0.8)		12,843	57.2 (0.8)		12,551	55.4 (0.7)	
고1	-	-	-	-	-	-	-	-	-	12,720	45.8 (1.0)		12,477	70.1 (0.8)		12,021	56.3 (1.0)		12,569	54.5 (0.9)		12,451	53.7 (0.8)	
고2	-	-	-	-	-	-	-	-	-	12,375	43.9 (1.0)		12,427	68.0 (0.8)		12,124	55.6 (1.0)		12,508	55.0 (0.8)		12,315	52.1 (0.8)	
고3	-	-	-	-	-	-	-	-	-	11,200	48.2 (1.0)		11,753	69.0 (0.9)		11,523	56.9 (1.0)		12,092	56.5 (0.8)		12,123	52.8 (0.9)	
<b>학교급</b>																								
중학교	-	-	-	-	-	-	-	-	-	38,943	49.8 (0.7)		38,409	75.4 (0.5)		37,570	61.9 (0.7)		38,474	59.1 (0.6)		37,297	58.2 (0.5)	
고등학교	-	-	-	-	-	-	-	-	-	36,295	45.9 (0.9)		36,657	69.0 (0.6)		35,668	56.3 (0.8)		37,169	55.3 (0.6)		36,889	52.9 (0.7)	
일반계고	-	-	-	-	-	-	-	-	-	26,808	44.6 (1.0)		27,380	69.1 (0.7)		26,845	55.7 (1.0)		27,278	55.2 (0.8)		28,443	53.4 (0.8)	
특성화계고	-	-	-	-	-	-	-	-	-	9,487	49.5 (1.4)		9,277	68.8 (1.2)		8,823	58.0 (1.3)		9,891	55.8 (1.1)		8,446	51.2 (1.4)	
<b>지 역</b>																								
서울	-	-	-	-	-	-	-	-	-	8,077	46.0 (1.6)		8,207	71.3 (0.9)		7,848	62.8 (1.1)		11,355	61.8 (0.9)		11,373	62.2 (0.8)	
부산	-	-	-	-	-	-	-	-	-	5,501	49.8 (1.9)		5,468	76.9 (1.3)		5,303	65.0 (1.8)		5,157	63.8 (1.6)		4,939	61.2 (2.2)	
대구	-	-	-	-	-	-	-	-	-	5,053	54.1 (1.8)		5,063	79.6 (1.2)		5,030	59.9 (1.6)		4,439	61.6 (1.6)		4,312	56.2 (1.8)	
인천	-	-	-	-	-	-	-	-	-	5,240	51.3 (1.4)		5,126	73.4 (1.1)		5,008	59.6 (1.6)		4,516	55.7 (1.5)		4,302	54.9 (2.2)	
광주	-	-	-	-	-	-	-	-	-	4,011	40.7 (1.7)		4,110	68.3 (1.0)		4,024	53.6 (1.5)		3,309	50.3 (2.5)		3,149	45.9 (1.4)	
대전	-	-	-	-	-	-	-	-	-	4,011	43.4 (1.5)		3,948	71.4 (1.3)		3,874	53.3 (1.6)		3,003	52.2 (2.1)		2,975	51.7 (1.7)	
울산	-	-	-	-	-	-	-	-	-	3,665	44.1 (2.0)		3,635	76.0 (1.5)		3,478	58.3 (2.2)		2,913	59.3 (2.0)		2,518	50.4 (2.6)	
경기	-	-	-	-	-	-	-	-	-	9,332	51.0 (1.3)		9,430	71.5 (1.1)		9,044	60.6 (1.5)		14,427	58.4 (1.0)		15,658	59.3 (0.8)	
강원	-	-	-	-	-	-	-	-	-	3,520	44.8 (1.8)		3,553	74.7 (2.1)		3,447	59.5 (1.5)		2,722	51.5 (2.8)		2,486	51.5 (3.7)	
충북	-	-	-	-	-	-	-	-	-	3,657	47.9 (3.2)		3,636	76.6 (1.4)		3,500	53.6 (2.6)		2,973	51.9 (1.9)		2,753	46.5 (2.3)	
충남	-	-	-	-	-	-	-	-	-	3,910	49.1 (1.9)		3,852	71.7 (2.6)		3,869	58.4 (2.1)		3,457	56.0 (2.4)		3,264	56.6 (2.1)	
전북	-	-	-	-	-	-	-	-	-	3,757	42.4 (2.1)		3,799	69.4 (1.7)		3,778	51.3 (2.2)		3,382	48.4 (2.2)		3,133	45.0 (2.3)	
전남	-	-	-	-	-	-	-	-	-	3,581	41.8 (1.9)		3,381	71.8 (1.9)		3,381	56.8 (1.7)		3,434	51.5 (1.8)		2,906	44.5 (1.7)	
경북	-	-	-	-	-	-	-	-	-	4,589	45.3 (2.2)		4,589	70.7 (1.7)		4,515	54.2 (2.5)		4,028	54.9 (1.7)		3,755	50.3 (2.2)	
경남	-	-	-	-	-	-	-	-	-	4,849	48.0 (2.1)		4,933	66.9 (1.5)		4,810	54.6 (2.7)		4,733	53.0 (2.1)		4,920	48.6 (2.1)	
제주	-	-	-	-	-	-	-	-	-	2,485	52.1 (1.2)		2,336	72.2 (2.0)		2,329	60.1 (2.2)		1,795	59.1 (1.2)		1,743	58.2 (2.7)	
<b>남학생</b>																								
전 체	-	-	-	-	-	-	-	-	-	39,278	50.7 (0.6)		39,612	69.9 (0.5)		38,391	60.1 (0.6)		37,873	58.9 (0.5)		38,221	57.3 (0.5)	
<b>학 년</b>																								
중1	-	-	-	-	-	-	-	-	-	6,893	55.4 (1.0)		6,933	77.1 (0.8)		6,519	67.7 (0.7)		6,548	66.0 (0.8)		6,364	64.1 (0.8)	
중2	-	-	-	-	-	-	-	-	-	6,938	54.0 (1.0)		6,965	74.5 (0.9)		6,620	64.3 (0.9)		6,413	62.7 (0.9)		6,394	61.5 (0.8)	
중3	-	-	-	-	-	-	-	-	-	6,900	51.1 (0.9)		7,035	72.6 (0.8)		6,817	63.6 (0.9)		6,589	60.6 (0.9)		6,525	58.9 (0.8)	
고1	-	-	-	-	-	-	-	-	-	6,674	49.2 (1.1)		6,890	67.3 (1.0)		6,229	56.2 (1.2)		6,386	56.1 (1.1)		6,606	56.0 (0.9)	
고2	-	-	-	-	-	-	-	-	-	6,067	46.2 (1.3)		6,104	63.7 (1.0)		6,273	54.2 (1.2)		5,954	53.6 (1.0)		6,221	52.3 (1.0)	
고3	-	-	-	-	-	-	-	-	-	5,806	47.5 (1.1)		5,685	63.6 (1.2)		5,933	54.8 (1.2)		5,983	55.1 (1.0)		6,111	51.9 (1.1)	
<b>학교급</b>																								
중학교	-	-	-	-	-	-	-	-	-	20,731	53.5 (0.7)		20,933	74.7 (0.6)		19,956	65.2 (0.6)		19,550	63.1 (0.6)		19,283	61.5 (0.5)	
고등학교	-	-	-	-	-	-	-	-	-	18,547	47.7 (0.9)		18,679	64.9 (0.8)		18,435	55.1 (0.9)		18,323	54.9 (0.8)		18,938	53.4 (0.8)	
일반계고	-	-	-	-	-	-	-	-	-	14,247	46.7 (1.1)		14,278	64.6 (0.9)		14,042	54.0 (1.2)		13,946	54.6 (1.0)		14,458	53.0 (1.0)	
특성화계고	-	-	-	-	-	-	-	-	-	4,300	50.5 (1.3)		4,401	65.9 (1.3)		4,393	58.4 (1.3)		4,377	56.1 (1.2)		4,480	54.6 (1.1)	

※ 최근 7일 동안 학교에서 화장실 다녀온 후 비누를 이용한 손씻기를 '항상' 또는 '대부분' 한 사람의 분율



(계속: 학교에서 화장실 사용 후 비누이용 손씻기 실천율)

(단위: %)

구 분	'05			'06			'07			'08			'09			'10			'11			'12		
	N	분	월(표준오차)	N	분	월(표준오차)	N	분	월(표준오차)	N	분	월(표준오차)	N	분	월(표준오차)	N	분	월(표준오차)	N	분	월(표준오차)	N	분	월(표준오차)
<b>지 역</b>																								
서울	-	-	-	-	-	-	-	-	-	4,122	49.4	(1.6)	4,224	68.7	(1.1)	4,018	62.9	(1.3)	5,428	62.5	(1.1)	5,266	63.1	(1.2)
부산	-	-	-	-	-	-	-	-	-	2,793	51.8	(2.0)	2,748	73.2	(1.8)	2,804	63.3	(2.4)	2,781	61.0	(2.1)	2,807	60.8	(1.9)
대구	-	-	-	-	-	-	-	-	-	2,618	57.5	(1.5)	2,682	76.6	(1.5)	2,650	61.7	(1.7)	2,391	60.2	(1.6)	2,624	57.3	(1.5)
인천	-	-	-	-	-	-	-	-	-	2,830	53.6	(1.6)	2,792	73.5	(1.3)	2,566	63.2	(1.6)	2,183	56.1	(1.6)	2,237	55.0	(2.9)
광주	-	-	-	-	-	-	-	-	-	2,183	44.6	(1.9)	2,253	69.0	(1.3)	2,149	58.2	(1.6)	1,714	57.0	(2.1)	1,689	50.0	(1.8)
대전	-	-	-	-	-	-	-	-	-	2,088	47.7	(1.8)	2,230	69.2	(1.8)	2,110	56.1	(2.1)	1,554	57.8	(2.3)	1,694	53.8	(2.0)
울산	-	-	-	-	-	-	-	-	-	1,994	49.4	(2.2)	2,098	74.6	(1.9)	2,170	59.0	(1.9)	1,453	60.3	(1.9)	1,329	50.8	(2.8)
경기	-	-	-	-	-	-	-	-	-	4,928	54.0	(1.2)	5,071	70.3	(1.3)	4,825	62.5	(1.4)	7,226	60.5	(1.2)	7,677	60.6	(0.9)
강원	-	-	-	-	-	-	-	-	-	1,927	44.4	(1.9)	1,885	68.1	(2.4)	1,771	58.8	(1.8)	1,360	52.4	(3.6)	1,235	56.7	(2.9)
충북	-	-	-	-	-	-	-	-	-	2,006	51.2	(3.6)	2,008	73.7	(1.5)	1,861	53.6	(2.7)	1,396	55.2	(1.6)	1,493	51.8	(2.7)
충남	-	-	-	-	-	-	-	-	-	1,981	50.5	(1.7)	1,963	67.0	(3.4)	1,975	55.6	(2.5)	1,792	57.7	(3.7)	1,680	57.0	(2.2)
전북	-	-	-	-	-	-	-	-	-	1,997	46.2	(3.7)	1,983	68.6	(1.3)	2,005	54.7	(2.8)	1,638	51.4	(2.9)	1,470	50.2	(2.9)
전남	-	-	-	-	-	-	-	-	-	1,810	45.0	(3.0)	1,734	68.0	(2.7)	1,752	54.3	(2.9)	1,623	53.8	(2.0)	1,436	49.1	(2.9)
경북	-	-	-	-	-	-	-	-	-	2,272	46.8	(2.8)	2,182	66.7	(2.1)	2,136	53.3	(2.6)	2,010	57.6	(2.2)	2,034	54.7	(2.1)
경남	-	-	-	-	-	-	-	-	-	2,352	49.2	(1.7)	2,426	63.2	(1.9)	2,318	58.4	(3.1)	2,419	57.9	(2.2)	2,570	52.0	(2.4)
제주	-	-	-	-	-	-	-	-	-	1,377	51.9	(2.4)	1,333	67.9	(2.8)	1,281	57.9	(2.9)	905	57.9	(1.5)	980	52.3	(2.5)
 <b>여학생</b>																								
전 체	-	-	-	-	-	-	-	-	-	35,960	44.8	(0.8)	35,454	74.9	(0.5)	34,847	58.0	(0.8)	37,770	55.3	(0.6)	35,965	53.5	(0.7)
<b>학 년</b>																								
중1	-	-	-	-	-	-	-	-	-	6,144	50.1	(1.2)	5,781	79.1	(0.8)	5,949	60.5	(1.2)	6,180	59.6	(0.9)	5,998	57.8	(0.9)
중2	-	-	-	-	-	-	-	-	-	6,118	43.9	(1.2)	5,903	74.3	(1.0)	5,879	57.1	(1.4)	6,490	51.7	(1.0)	5,990	54.9	(1.0)
중3	-	-	-	-	-	-	-	-	-	5,950	42.8	(1.2)	5,792	75.2	(1.0)	5,786	57.3	(1.3)	6,254	53.4	(1.2)	6,026	51.5	(1.1)
고1	-	-	-	-	-	-	-	-	-	6,046	41.9	(1.6)	5,587	73.3	(1.2)	5,792	56.4	(1.5)	6,183	52.8	(1.4)	5,845	51.1	(1.3)
고2	-	-	-	-	-	-	-	-	-	6,308	41.3	(1.5)	6,323	72.8	(1.0)	5,851	57.2	(1.6)	6,554	56.6	(1.0)	6,094	51.9	(1.3)
고3	-	-	-	-	-	-	-	-	-	5,394	48.9	(1.8)	6,068	75.0	(1.0)	5,590	59.2	(1.5)	6,109	58.1	(1.2)	6,012	53.9	(1.5)
<b>학교급</b>																								
중학교	-	-	-	-	-	-	-	-	-	18,212	45.6	(0.9)	17,476	76.2	(0.7)	17,614	58.3	(1.1)	18,924	54.8	(0.8)	18,014	54.7	(0.8)
고등학교	-	-	-	-	-	-	-	-	-	17,748	43.8	(1.4)	17,978	73.7	(0.7)	17,233	57.6	(1.3)	18,846	55.8	(0.9)	17,951	52.3	(1.2)
일반계고	-	-	-	-	-	-	-	-	-	12,561	42.3	(1.7)	13,102	74.1	(0.8)	12,803	57.6	(1.5)	13,332	55.9	(1.1)	13,985	53.7	(1.3)
특성화계고	-	-	-	-	-	-	-	-	-	5,187	48.4	(2.1)	4,876	72.2	(1.6)	4,430	57.5	(2.0)	5,514	55.4	(1.6)	3,966	47.2	(2.2)
<b>지 역</b>																								
서울	-	-	-	-	-	-	-	-	-	3,955	42.2	(2.5)	3,983	74.2	(1.2)	3,830	62.8	(1.4)	5,927	60.9	(1.2)	6,107	61.2	(1.1)
부산	-	-	-	-	-	-	-	-	-	2,708	47.5	(3.0)	2,720	81.3	(1.2)	2,499	66.9	(2.5)	2,376	67.0	(2.1)	2,132	61.7	(3.9)
대구	-	-	-	-	-	-	-	-	-	2,435	49.9	(2.9)	2,381	83.2	(1.7)	2,380	57.9	(2.7)	2,048	63.2	(2.1)	1,688	55.0	(2.9)
인천	-	-	-	-	-	-	-	-	-	2,410	48.7	(2.4)	2,334	73.3	(1.5)	2,442	55.7	(2.2)	2,333	55.3	(2.1)	2,065	54.7	(3.1)
광주	-	-	-	-	-	-	-	-	-	1,828	36.3	(1.8)	1,857	67.5	(1.6)	1,875	48.7	(2.5)	1,595	43.1	(3.7)	1,460	41.4	(1.8)
대전	-	-	-	-	-	-	-	-	-	1,923	38.5	(2.3)	1,718	73.8	(1.8)	1,764	50.2	(2.4)	1,449	45.9	(2.2)	1,281	49.4	(2.5)
울산	-	-	-	-	-	-	-	-	-	1,671	37.7	(3.0)	1,537	77.7	(1.8)	1,308	57.6	(3.8)	1,460	58.2	(2.7)	1,189	49.8	(3.6)
경기	-	-	-	-	-	-	-	-	-	4,404	47.7	(1.7)	4,359	72.8	(1.2)	4,219	58.5	(2.2)	7,201	56.1	(1.2)	7,981	57.8	(1.2)
강원	-	-	-	-	-	-	-	-	-	1,593	45.3	(3.2)	1,668	82.1	(1.4)	1,676	60.2	(2.9)	1,362	50.5	(3.3)	1,251	45.9	(4.5)
충북	-	-	-	-	-	-	-	-	-	1,651	44.3	(5.0)	1,628	79.9	(1.9)	1,639	53.5	(5.3)	1,577	48.1	(2.9)	1,260	40.5	(2.4)
충남	-	-	-	-	-	-	-	-	-	1,929	47.5	(3.1)	1,889	76.9	(2.2)	1,894	61.4	(2.4)	1,665	54.1	(3.3)	1,584	56.1	(3.5)
전북	-	-	-	-	-	-	-	-	-	1,760	38.1	(2.6)	1,816	70.4	(3.2)	1,773	47.6	(3.8)	1,744	45.1	(2.9)	1,663	39.4	(3.7)
전남	-	-	-	-	-	-	-	-	-	1,771	38.3	(3.7)	1,647	76.0	(2.5)	1,629	59.6	(2.7)	1,811	49.1	(2.9)	1,470	39.5	(2.6)
경북	-	-	-	-	-	-	-	-	-	2,317	43.4	(3.5)	2,407	75.6	(2.0)	2,379	55.3	(4.4)	2,018	51.9	(3.0)	1,721	45.3	(3.5)
경남	-	-	-	-	-	-	-	-	-	2,497	46.6	(4.1)	2,507	71.3	(2.0)	2,492	50.2	(4.0)	2,314	47.3	(2.5)	2,350	44.8	(2.9)
제주	-	-	-	-	-	-	-	-	-	1,108	52.4	(2.2)	1,003	76.9	(2.0)	1,048	62.4	(2.7)	890	60.3	(1.4)	763	64.7	(4.1)



결과표99. 집에서 식사 전 비누이용 손씻기 실천율

(단위: %)


구 분	'05			'06			'07			'08			'09			'10			'11			'12		
	N	분율(표준오차)		N	분율(표준오차)		N	분율(표준오차)		N	분율(표준오차)		N	분율(표준오차)		N	분율(표준오차)		N	분율(표준오차)		N	분율(표준오차)	
<b>전 체</b>																								
전 체	-	-	-	-	-	-	-	-	-	75,238	63.5 (0.3)		75,066	72.4 (0.3)		73,238	64.9 (0.3)		75,643	63.5 (0.3)		74,186	63.4 (0.3)	
<b>학 년</b>																								
중1	-	-	-	-	-	-	-	-	-	13,037	71.0 (0.5)		12,714	81.6 (0.4)		12,468	74.6 (0.6)		12,728	72.9 (0.5)		12,362	72.9 (0.4)	
중2	-	-	-	-	-	-	-	-	-	13,056	69.0 (0.5)		12,868	78.7 (0.5)		12,499	70.3 (0.6)		12,903	69.1 (0.5)		12,384	69.3 (0.5)	
중3	-	-	-	-	-	-	-	-	-	12,850	66.3 (0.5)		12,827	76.2 (0.5)		12,603	69.0 (0.6)		12,843	67.2 (0.5)		12,551	67.2 (0.5)	
고1	-	-	-	-	-	-	-	-	-	12,720	59.4 (0.6)		12,477	67.7 (0.6)		12,021	59.5 (0.6)		12,569	59.4 (0.6)		12,451	58.5 (0.5)	
고2	-	-	-	-	-	-	-	-	-	12,375	57.5 (0.6)		12,427	65.2 (0.6)		12,124	58.4 (0.6)		12,508	57.0 (0.6)		12,315	57.2 (0.6)	
고3	-	-	-	-	-	-	-	-	-	11,200	56.3 (0.6)		11,753	64.5 (0.6)		11,523	57.5 (0.6)		12,092	55.9 (0.6)		12,123	56.3 (0.5)	
<b>학교급</b>																								
중학교	-	-	-	-	-	-	-	-	-	38,943	68.8 (0.3)		38,409	78.8 (0.3)		37,570	71.3 (0.3)		38,474	69.7 (0.3)		37,297	69.8 (0.3)	
고등학교	-	-	-	-	-	-	-	-	-	36,295	57.8 (0.4)		36,657	65.8 (0.4)		35,668	58.5 (0.4)		37,169	57.5 (0.4)		36,889	57.4 (0.4)	
일반계고	-	-	-	-	-	-	-	-	-	26,808	56.7 (0.6)		27,380	65.1 (0.5)		26,845	57.4 (0.5)		27,278	56.8 (0.5)		28,443	56.8 (0.4)	
특성화계고	-	-	-	-	-	-	-	-	-	9,487	61.1 (0.6)		9,277	67.9 (0.8)		8,823	62.0 (0.9)		9,891	59.7 (0.7)		8,446	59.1 (0.7)	
<b>지 역</b>																								
서울	-	-	-	-	-	-	-	-	-	8,077	66.8 (0.7)		8,207	74.9 (0.6)		7,848	68.1 (0.7)		11,355	67.2 (0.6)		11,373	67.0 (0.5)	
부산	-	-	-	-	-	-	-	-	-	5,501	62.6 (0.9)		5,468	71.3 (0.9)		5,303	66.6 (1.1)		5,157	63.7 (1.0)		4,939	63.9 (1.1)	
대구	-	-	-	-	-	-	-	-	-	5,053	65.7 (1.0)		5,063	74.0 (0.9)		5,030	65.9 (1.0)		4,439	63.2 (0.8)		4,312	65.2 (1.0)	
인천	-	-	-	-	-	-	-	-	-	5,240	65.2 (1.0)		5,126	74.5 (0.8)		5,008	67.7 (0.8)		4,516	64.1 (1.0)		4,302	63.9 (1.2)	
광주	-	-	-	-	-	-	-	-	-	4,011	57.5 (1.1)		4,110	69.3 (0.9)		4,024	60.4 (1.0)		3,309	57.2 (1.2)		3,149	56.1 (1.4)	
대전	-	-	-	-	-	-	-	-	-	4,011	63.0 (0.7)		3,948	71.1 (1.0)		3,874	64.6 (1.3)		3,003	61.8 (1.1)		2,975	62.1 (1.4)	
울산	-	-	-	-	-	-	-	-	-	3,665	62.1 (0.8)		3,635	73.0 (1.0)		3,478	64.5 (1.1)		2,913	63.4 (1.4)		2,518	62.4 (1.2)	
경기	-	-	-	-	-	-	-	-	-	9,332	65.0 (0.7)		9,430	74.0 (0.8)		9,044	66.3 (0.8)		14,427	65.9 (0.6)		15,658	66.6 (0.5)	
강원	-	-	-	-	-	-	-	-	-	3,520	58.9 (1.5)		3,553	70.6 (1.2)		3,447	62.0 (1.2)		2,722	58.8 (1.2)		2,486	62.6 (1.2)	
충북	-	-	-	-	-	-	-	-	-	3,657	64.0 (1.9)		3,636	71.9 (2.1)		3,500	61.0 (1.2)		2,973	62.3 (1.4)		2,753	59.4 (1.9)	
충남	-	-	-	-	-	-	-	-	-	3,910	61.4 (1.3)		3,852	70.5 (1.5)		3,869	63.7 (1.4)		3,457	61.9 (1.8)		3,264	59.3 (1.3)	
전북	-	-	-	-	-	-	-	-	-	3,757	58.7 (1.3)		3,799	70.1 (1.1)		3,778	60.5 (1.4)		3,382	58.8 (1.4)		3,133	57.5 (1.8)	
전남	-	-	-	-	-	-	-	-	-	3,581	59.7 (1.5)		3,381	68.3 (1.5)		3,381	59.5 (1.3)		3,434	59.7 (1.5)		2,906	57.8 (2.1)	
경북	-	-	-	-	-	-	-	-	-	4,589	59.9 (1.0)		4,589	68.6 (1.2)		4,515	59.7 (1.6)		4,028	59.5 (1.3)		3,755	60.7 (1.6)	
경남	-	-	-	-	-	-	-	-	-	4,849	62.4 (1.4)		4,933	70.0 (1.1)		4,810	63.9 (1.2)		4,733	61.9 (1.5)		4,920	61.0 (1.1)	
제주	-	-	-	-	-	-	-	-	-	2,485	55.6 (1.4)		2,336	63.5 (1.6)		2,329	56.4 (1.2)		1,795	54.1 (2.1)		1,743	51.1 (1.9)	
<b>남학생</b>																								
전 체	-	-	-	-	-	-	-	-	-	39,278	66.3 (0.4)		39,612	73.9 (0.4)		38,391	67.3 (0.4)		37,873	66.8 (0.4)		38,221	66.4 (0.4)	
<b>학 년</b>																								
중1	-	-	-	-	-	-	-	-	-	6,893	72.0 (0.8)		6,933	82.5 (0.6)		6,519	76.3 (0.7)		6,548	74.5 (0.6)		6,364	74.3 (0.6)	
중2	-	-	-	-	-	-	-	-	-	6,938	72.3 (0.7)		6,965	79.7 (0.5)		6,620	72.8 (0.8)		6,413	73.1 (0.6)		6,394	72.7 (0.7)	
중3	-	-	-	-	-	-	-	-	-	6,900	69.2 (0.7)		7,035	78.2 (0.7)		6,817	71.2 (0.7)		6,589	71.6 (0.6)		6,525	70.7 (0.6)	
고1	-	-	-	-	-	-	-	-	-	6,674	63.2 (0.8)		6,890	69.4 (0.7)		6,229	62.8 (0.9)		6,386	63.0 (0.7)		6,606	62.2 (0.7)	
고2	-	-	-	-	-	-	-	-	-	6,067	61.1 (0.8)		6,104	67.8 (0.9)		6,273	60.9 (0.9)		5,954	59.5 (0.8)		6,221	60.4 (0.7)	
고3	-	-	-	-	-	-	-	-	-	5,806	58.7 (0.9)		5,685	65.7 (0.9)		5,933	59.9 (0.8)		5,983	59.5 (0.8)		6,111	59.1 (0.7)	
<b>학교급</b>																								
중학교	-	-	-	-	-	-	-	-	-	20,731	71.2 (0.4)		20,933	80.1 (0.4)		19,956	73.4 (0.4)		19,550	73.0 (0.4)		19,283	72.5 (0.4)	
고등학교	-	-	-	-	-	-	-	-	-	18,547	61.2 (0.5)		18,679	67.6 (0.5)		18,435	61.2 (0.6)		18,323	60.7 (0.5)		18,938	60.6 (0.5)	
일반계고	-	-	-	-	-	-	-	-	-	14,247	60.5 (0.7)		14,278	67.1 (0.6)		14,042	60.4 (0.7)		13,946	60.2 (0.6)		14,458	60.1 (0.6)	
특성화계고	-	-	-	-	-	-	-	-	-	4,300	63.0 (0.9)		4,401	69.1 (1.0)		4,393	63.6 (1.4)		4,377	62.4 (0.9)		4,480	62.2 (0.7)	

※ 최근 7일 동안 집에서 식사하기 전 비누를 이용한 손씻기를 '항상' 또는 '대부분' 한 사람의 비율



(계속: 집에서 식사 전 비누이용 손씻기 실천율)

(단위: %)

구 분	'05			'06			'07			'08			'09			'10			'11			'12		
	N	분	월(표준오차)	N	분	월(표준오차)	N	분	월(표준오차)	N	분	월(표준오차)	N	분	월(표준오차)	N	분	월(표준오차)	N	분	월(표준오차)	N	분	월(표준오차)
<b>지 역</b>																								
서울	-	-	-	-	-	-	-	-	-	4,122	69.4	(0.9)	4,224	76.3	(0.8)	4,018	71.2	(0.8)	5,428	70.1	(0.7)	5,266	69.7	(0.8)
부산	-	-	-	-	-	-	-	-	-	2,793	66.3	(1.1)	2,748	72.0	(1.2)	2,804	69.2	(1.5)	2,781	65.7	(1.4)	2,807	69.3	(1.3)
대구	-	-	-	-	-	-	-	-	-	2,618	68.4	(0.9)	2,682	76.1	(1.0)	2,650	68.9	(1.1)	2,391	65.5	(1.1)	2,624	67.4	(1.0)
인천	-	-	-	-	-	-	-	-	-	2,830	68.4	(1.0)	2,792	76.6	(1.0)	2,566	70.7	(1.1)	2,183	65.7	(1.2)	2,237	67.1	(1.9)
광주	-	-	-	-	-	-	-	-	-	2,183	61.3	(1.7)	2,253	71.8	(1.2)	2,149	63.6	(1.6)	1,714	61.6	(1.4)	1,689	59.1	(1.6)
대전	-	-	-	-	-	-	-	-	-	2,088	64.7	(1.2)	2,230	71.9	(1.3)	2,110	69.1	(1.6)	1,554	66.0	(1.1)	1,694	64.3	(1.6)
울산	-	-	-	-	-	-	-	-	-	1,994	64.6	(1.2)	2,098	75.9	(1.0)	2,170	66.3	(1.0)	1,453	67.4	(1.4)	1,329	64.1	(1.6)
경기	-	-	-	-	-	-	-	-	-	4,928	67.9	(0.8)	5,071	75.5	(0.9)	4,825	68.0	(1.1)	7,226	69.8	(0.7)	7,677	69.3	(0.6)
강원	-	-	-	-	-	-	-	-	-	1,927	61.3	(2.0)	1,885	71.2	(2.2)	1,771	63.8	(1.5)	1,360	59.4	(3.1)	1,235	63.5	(1.8)
충북	-	-	-	-	-	-	-	-	-	2,006	68.5	(1.5)	2,008	75.0	(1.5)	1,861	62.7	(2.0)	1,396	67.0	(1.1)	1,493	62.8	(2.7)
충남	-	-	-	-	-	-	-	-	-	1,981	63.8	(2.1)	1,963	70.9	(2.4)	1,975	64.9	(2.3)	1,792	65.6	(2.2)	1,680	62.9	(1.9)
전북	-	-	-	-	-	-	-	-	-	1,997	62.6	(2.2)	1,983	71.7	(2.3)	2,005	63.4	(1.8)	1,638	62.0	(2.1)	1,470	62.4	(2.4)
전남	-	-	-	-	-	-	-	-	-	1,810	62.9	(1.3)	1,734	68.6	(1.7)	1,752	61.3	(1.7)	1,623	63.1	(1.8)	1,436	60.1	(2.4)
경북	-	-	-	-	-	-	-	-	-	2,272	61.3	(1.8)	2,182	69.2	(2.0)	2,136	61.2	(2.9)	2,010	64.2	(1.8)	2,034	63.4	(2.0)
경남	-	-	-	-	-	-	-	-	-	2,352	65.0	(1.8)	2,426	72.5	(1.8)	2,318	66.1	(1.7)	2,419	64.9	(1.8)	2,570	64.3	(1.6)
제주	-	-	-	-	-	-	-	-	-	1,377	58.5	(1.7)	1,333	67.2	(2.1)	1,281	59.4	(1.6)	905	60.3	(1.8)	980	55.0	(2.6)
 <b>여학생</b>																								
전 체	-	-	-	-	-	-	-	-	-	35,960	60.2	(0.5)	35,454	70.7	(0.4)	34,847	62.2	(0.5)	37,770	59.9	(0.4)	35,965	60.2	(0.4)
<b>학 년</b>																								
중1	-	-	-	-	-	-	-	-	-	6,144	69.9	(0.7)	5,781	80.7	(0.6)	5,949	72.8	(0.7)	6,180	71.1	(0.6)	5,998	71.5	(0.6)
중2	-	-	-	-	-	-	-	-	-	6,118	65.3	(0.7)	5,903	77.6	(0.7)	5,879	67.5	(0.7)	6,490	64.8	(0.7)	5,990	65.6	(0.8)
중3	-	-	-	-	-	-	-	-	-	5,950	62.9	(0.8)	5,792	74.0	(0.7)	5,786	66.5	(0.9)	6,254	62.3	(0.7)	6,026	63.4	(0.8)
고1	-	-	-	-	-	-	-	-	-	6,046	55.0	(1.0)	5,587	65.8	(0.9)	5,792	55.7	(0.8)	6,183	55.3	(0.8)	5,845	54.4	(0.7)
고2	-	-	-	-	-	-	-	-	-	6,308	53.4	(0.8)	6,323	62.3	(0.9)	5,851	55.6	(0.9)	6,554	54.1	(0.7)	6,094	53.7	(0.9)
고3	-	-	-	-	-	-	-	-	-	5,394	53.7	(1.0)	6,068	63.2	(1.0)	5,590	55.0	(1.1)	6,109	51.7	(0.8)	6,012	53.1	(0.8)
<b>학교급</b>																								
중학교	-	-	-	-	-	-	-	-	-	18,212	66.1	(0.5)	17,476	77.4	(0.4)	17,614	68.9	(0.5)	18,924	66.0	(0.4)	18,014	66.7	(0.4)
고등학교	-	-	-	-	-	-	-	-	-	17,748	54.1	(0.7)	17,978	63.8	(0.6)	17,233	55.4	(0.7)	18,846	53.7	(0.5)	17,951	53.7	(0.6)
일 반 계 고	-	-	-	-	-	-	-	-	-	12,561	52.5	(0.9)	13,102	62.9	(0.7)	12,803	54.0	(0.8)	13,332	52.9	(0.6)	13,985	53.2	(0.6)
특성화계고	-	-	-	-	-	-	-	-	-	5,187	58.9	(1.0)	4,876	66.5	(1.0)	4,430	60.1	(1.0)	5,514	56.5	(0.7)	3,966	55.6	(1.1)
<b>지 역</b>																								
서울	-	-	-	-	-	-	-	-	-	3,955	63.8	(1.1)	3,983	73.2	(1.0)	3,830	64.7	(1.0)	5,927	64.0	(0.8)	6,107	64.2	(0.7)
부산	-	-	-	-	-	-	-	-	-	2,708	58.2	(1.5)	2,720	70.5	(1.4)	2,499	63.7	(1.7)	2,376	61.4	(1.7)	2,132	57.7	(1.9)
대구	-	-	-	-	-	-	-	-	-	2,435	62.5	(1.9)	2,381	71.5	(1.5)	2,380	62.3	(1.5)	2,048	60.5	(1.2)	1,688	62.6	(1.9)
인천	-	-	-	-	-	-	-	-	-	2,410	61.8	(1.7)	2,334	72.3	(1.1)	2,442	64.4	(1.3)	2,333	62.4	(1.4)	2,065	60.4	(1.7)
광주	-	-	-	-	-	-	-	-	-	1,828	53.4	(2.3)	1,857	66.6	(1.4)	1,875	56.8	(1.6)	1,595	52.4	(1.9)	1,460	52.9	(1.8)
대전	-	-	-	-	-	-	-	-	-	1,923	61.1	(1.1)	1,718	70.1	(1.3)	1,764	59.6	(1.8)	1,449	57.1	(1.7)	1,281	59.6	(1.9)
울산	-	-	-	-	-	-	-	-	-	1,671	59.1	(1.6)	1,537	69.4	(1.7)	1,308	62.5	(2.1)	1,460	58.6	(2.1)	1,189	60.4	(2.3)
경기	-	-	-	-	-	-	-	-	-	4,404	61.8	(1.0)	4,359	72.4	(1.1)	4,219	64.4	(1.3)	7,201	61.7	(0.8)	7,981	63.7	(0.7)
강원	-	-	-	-	-	-	-	-	-	1,593	56.1	(2.9)	1,668	70.1	(1.4)	1,676	60.0	(2.0)	1,362	58.2	(2.1)	1,251	61.6	(2.2)
충북	-	-	-	-	-	-	-	-	-	1,651	58.9	(3.1)	1,628	68.3	(4.1)	1,639	59.2	(2.0)	1,577	57.0	(2.1)	1,260	55.6	(2.1)
충남	-	-	-	-	-	-	-	-	-	1,929	58.7	(2.4)	1,889	70.0	(2.1)	1,894	62.4	(2.3)	1,665	57.7	(2.2)	1,584	55.4	(2.3)
전북	-	-	-	-	-	-	-	-	-	1,760	54.5	(2.1)	1,816	68.3	(1.8)	1,773	57.4	(3.4)	1,744	55.3	(2.2)	1,663	52.1	(1.9)
전남	-	-	-	-	-	-	-	-	-	1,771	56.2	(2.3)	1,647	68.0	(2.5)	1,629	57.7	(2.7)	1,811	56.0	(2.0)	1,470	55.3	(3.2)
경북	-	-	-	-	-	-	-	-	-	2,317	58.2	(1.3)	2,407	67.8	(1.9)	2,379	57.9	(1.6)	2,018	54.0	(1.5)	1,721	57.6	(2.5)
경남	-	-	-	-	-	-	-	-	-	2,497	59.3	(2.3)	2,507	67.0	(1.4)	2,492	61.3	(2.2)	2,314	58.5	(1.9)	2,350	57.2	(1.9)
제주	-	-	-	-	-	-	-	-	-	1,108	52.4	(2.6)	1,003	59.5	(2.5)	1,048	53.0	(2.6)	890	47.4	(2.2)	763	46.9	(3.0)



결과표100. 집에서 화장실 사용 후 비누이용 손씻기 실천율

(단위: %)


구 분	'05			'06			'07			'08			'09			'10			'11			'12		
	N	분율(표준오차)		N	분율(표준오차)		N	분율(표준오차)		N	분율(표준오차)		N	분율(표준오차)		N	분율(표준오차)		N	분율(표준오차)		N	분율(표준오차)	
<b>전 체</b>																								
전 체	-	-	-	-	-	-	-	-	-	75,238	71.9 (0.2)		75,066	79.1 (0.2)		73,238	74.8 (0.3)		75,643	74.3 (0.2)		74,186	73.2 (0.2)	
<b>학 년</b>																								
중1	-	-	-	-	-	-	-	-	-	13,037	76.5 (0.5)		12,714	84.9 (0.4)		12,468	81.0 (0.4)		12,728	80.9 (0.4)		12,362	79.5 (0.4)	
중2	-	-	-	-	-	-	-	-	-	13,056	75.2 (0.4)		12,868	82.9 (0.4)		12,499	78.2 (0.4)		12,903	78.2 (0.4)		12,384	77.6 (0.5)	
중3	-	-	-	-	-	-	-	-	-	12,850	73.4 (0.5)		12,827	81.4 (0.4)		12,603	78.1 (0.5)		12,843	77.0 (0.4)		12,551	75.7 (0.5)	
고1	-	-	-	-	-	-	-	-	-	12,720	69.4 (0.5)		12,477	76.4 (0.5)		12,021	71.7 (0.5)		12,569	71.3 (0.5)		12,451	70.2 (0.4)	
고2	-	-	-	-	-	-	-	-	-	12,375	68.3 (0.5)		12,427	74.5 (0.6)		12,124	70.6 (0.6)		12,508	69.5 (0.5)		12,315	69.5 (0.5)	
고3	-	-	-	-	-	-	-	-	-	11,200	68.3 (0.5)		11,753	74.5 (0.6)		11,523	69.3 (0.6)		12,092	69.0 (0.5)		12,123	67.5 (0.5)	
<b>학교급</b>																								
중학교	-	-	-	-	-	-	-	-	-	38,943	75.0 (0.3)		38,409	83.0 (0.3)		37,570	79.0 (0.3)		38,474	78.7 (0.3)		37,297	77.5 (0.3)	
고등학교	-	-	-	-	-	-	-	-	-	36,295	68.7 (0.3)		36,657	75.1 (0.3)		35,668	70.5 (0.4)		37,169	70.0 (0.3)		36,889	69.1 (0.3)	
일반계고	-	-	-	-	-	-	-	-	-	26,808	68.5 (0.4)		27,380	75.4 (0.4)		26,845	70.2 (0.5)		27,278	70.0 (0.3)		28,443	69.3 (0.4)	
특성화계고	-	-	-	-	-	-	-	-	-	9,487	69.2 (0.5)		9,277	74.4 (0.6)		8,823	71.8 (0.7)		9,891	69.8 (0.7)		8,446	68.4 (0.6)	
<b>지 역</b>																								
서울	-	-	-	-	-	-	-	-	-	8,077	73.8 (0.6)		8,207	80.5 (0.4)		7,848	77.8 (0.6)		11,355	77.2 (0.5)		11,373	76.9 (0.5)	
부산	-	-	-	-	-	-	-	-	-	5,501	73.1 (0.8)		5,468	81.1 (0.7)		5,303	78.0 (1.0)		5,157	76.2 (0.7)		4,939	76.2 (1.0)	
대구	-	-	-	-	-	-	-	-	-	5,053	73.6 (0.8)		5,063	81.0 (0.8)		5,030	75.6 (0.7)		4,439	75.6 (0.9)		4,312	74.8 (0.8)	
인천	-	-	-	-	-	-	-	-	-	5,240	73.9 (0.7)		5,126	80.9 (0.7)		5,008	76.0 (0.7)		4,516	74.2 (0.8)		4,302	74.3 (0.9)	
광주	-	-	-	-	-	-	-	-	-	4,011	66.6 (0.8)		4,110	76.1 (0.9)		4,024	71.6 (0.8)		3,309	68.3 (1.2)		3,149	67.4 (1.0)	
대전	-	-	-	-	-	-	-	-	-	4,011	71.3 (0.8)		3,948	79.0 (0.9)		3,874	74.5 (0.8)		3,003	73.4 (0.9)		2,975	74.2 (1.0)	
울산	-	-	-	-	-	-	-	-	-	3,665	70.8 (0.7)		3,635	80.9 (0.8)		3,478	74.5 (1.2)		2,913	75.4 (1.0)		2,518	73.5 (1.0)	
경기	-	-	-	-	-	-	-	-	-	9,332	73.8 (0.5)		9,430	80.2 (0.6)		9,044	75.9 (0.6)		14,427	76.3 (0.4)		15,658	75.2 (0.4)	
강원	-	-	-	-	-	-	-	-	-	3,520	68.6 (0.9)		3,553	78.5 (0.9)		3,447	72.9 (0.8)		2,722	68.9 (1.4)		2,486	71.5 (1.0)	
충북	-	-	-	-	-	-	-	-	-	3,657	71.8 (1.0)		3,636	79.0 (0.9)		3,500	71.1 (1.3)		2,973	72.2 (1.0)		2,753	69.3 (1.2)	
충남	-	-	-	-	-	-	-	-	-	3,910	70.8 (0.9)		3,852	77.7 (1.4)		3,869	73.7 (1.1)		3,457	72.7 (1.0)		3,264	69.7 (1.3)	
전북	-	-	-	-	-	-	-	-	-	3,757	67.9 (0.9)		3,799	75.3 (0.9)		3,778	69.7 (1.0)		3,382	69.2 (1.3)		3,133	65.0 (1.3)	
전남	-	-	-	-	-	-	-	-	-	3,581	67.6 (1.3)		3,381	76.1 (1.2)		3,381	68.4 (1.1)		3,434	69.2 (1.3)		2,906	66.6 (1.4)	
경북	-	-	-	-	-	-	-	-	-	4,589	67.4 (1.1)		4,589	75.1 (1.3)		4,515	70.9 (1.4)		4,028	69.9 (1.0)		3,755	70.8 (1.3)	
경남	-	-	-	-	-	-	-	-	-	4,849	70.5 (1.1)		4,933	76.0 (1.0)		4,810	73.7 (1.5)		4,733	73.4 (1.1)		4,920	70.1 (0.9)	
제주	-	-	-	-	-	-	-	-	-	2,485	67.2 (1.1)		2,336	75.6 (1.1)		2,329	69.1 (1.1)		1,795	70.9 (0.9)		1,743	66.9 (1.5)	
<b>남학생</b>																								
전 체	-	-	-	-	-	-	-	-	-	39,278	71.5 (0.3)		39,612	77.9 (0.3)		38,391	73.7 (0.4)		37,873	73.9 (0.3)		38,221	72.6 (0.3)	
<b>학 년</b>																								
중1	-	-	-	-	-	-	-	-	-	6,893	75.9 (0.7)		6,933	84.4 (0.5)		6,519	81.0 (0.6)		6,548	80.1 (0.6)		6,364	79.1 (0.6)	
중2	-	-	-	-	-	-	-	-	-	6,938	75.6 (0.6)		6,965	82.1 (0.6)		6,620	78.0 (0.7)		6,413	78.9 (0.5)		6,394	77.6 (0.6)	
중3	-	-	-	-	-	-	-	-	-	6,900	73.2 (0.7)		7,035	81.0 (0.7)		6,817	76.9 (0.6)		6,589	77.8 (0.6)		6,525	75.4 (0.6)	
고1	-	-	-	-	-	-	-	-	-	6,674	68.8 (0.7)		6,890	74.9 (0.6)		6,229	70.6 (0.8)		6,386	71.3 (0.7)		6,606	70.0 (0.6)	
고2	-	-	-	-	-	-	-	-	-	6,067	68.1 (0.8)		6,104	72.8 (0.8)		6,273	68.7 (0.8)		5,954	67.5 (0.6)		6,221	68.2 (0.7)	
고3	-	-	-	-	-	-	-	-	-	5,806	66.7 (0.8)		5,685	71.8 (0.8)		5,933	67.2 (0.8)		5,983	68.3 (0.7)		6,111	66.3 (0.7)	
<b>학교급</b>																								
중학교	-	-	-	-	-	-	-	-	-	20,731	74.9 (0.4)		20,933	82.5 (0.4)		19,956	78.6 (0.4)		19,550	78.9 (0.4)		19,283	77.3 (0.4)	
고등학교	-	-	-	-	-	-	-	-	-	18,547	67.9 (0.5)		18,679	73.2 (0.4)		18,435	68.9 (0.5)		18,323	69.0 (0.4)		18,938	68.2 (0.5)	
일반계고	-	-	-	-	-	-	-	-	-	14,247	67.8 (0.6)		14,278	73.6 (0.5)		14,042	68.4 (0.6)		13,946	69.0 (0.5)		14,458	68.3 (0.6)	
특성화계고	-	-	-	-	-	-	-	-	-	4,300	68.3 (0.7)		4,401	71.9 (0.8)		4,393	70.2 (1.0)		4,377	69.1 (0.9)		4,480	67.6 (0.7)	

※ 최근 7일 동안 집에서 화장실 다녀온 후 비누를 이용한 손씻기를 '항상' 또는 '대부분' 한 사람의 비율



(계속: 집에서 화장실 사용 후 비누이용 손씻기 실천율)

(단위: %)

구 분	'05			'06			'07			'08			'09			'10			'11			'12		
	N	분	일(표준오차)	N	분	일(표준오차)	N	분	일(표준오차)	N	분	일(표준오차)	N	분	일(표준오차)	N	분	일(표준오차)	N	분	일(표준오차)	N	분	일(표준오차)
<b>지 역</b>																								
서울	-	-	-	-	-	-	-	-	-	4,122	73.4	(0.8)	4,224	79.5	(0.6)	4,018	77.0	(0.8)	5,428	77.0	(0.6)	5,266	76.6	(0.8)
부산	-	-	-	-	-	-	-	-	-	2,793	72.6	(1.1)	2,748	79.1	(1.0)	2,804	75.8	(1.5)	2,781	74.9	(1.2)	2,807	76.8	(1.3)
대구	-	-	-	-	-	-	-	-	-	2,618	72.6	(1.0)	2,682	79.9	(0.9)	2,650	74.1	(0.9)	2,391	74.1	(1.2)	2,624	73.7	(0.9)
인천	-	-	-	-	-	-	-	-	-	2,830	72.6	(0.9)	2,792	80.3	(0.9)	2,566	75.9	(1.1)	2,183	72.7	(1.1)	2,237	73.4	(1.3)
광주	-	-	-	-	-	-	-	-	-	2,183	66.9	(1.4)	2,253	75.0	(1.1)	2,149	71.9	(1.2)	1,714	71.3	(1.2)	1,689	66.8	(1.3)
대전	-	-	-	-	-	-	-	-	-	2,088	70.0	(1.0)	2,230	77.7	(1.1)	2,110	75.3	(1.0)	1,554	73.0	(1.0)	1,694	73.0	(1.3)
울산	-	-	-	-	-	-	-	-	-	1,994	71.1	(1.2)	2,098	80.2	(0.9)	2,170	72.5	(1.2)	1,453	76.1	(1.1)	1,329	72.3	(1.3)
경기	-	-	-	-	-	-	-	-	-	4,928	74.3	(0.6)	5,071	79.5	(0.7)	4,825	74.9	(1.0)	7,226	76.1	(0.6)	7,677	74.1	(0.5)
강원	-	-	-	-	-	-	-	-	-	1,927	68.3	(1.5)	1,885	77.0	(1.7)	1,771	71.2	(1.2)	1,360	67.4	(2.3)	1,235	71.4	(1.7)
충북	-	-	-	-	-	-	-	-	-	2,006	71.8	(1.2)	2,008	77.6	(1.2)	1,861	69.0	(1.9)	1,396	71.3	(1.0)	1,493	68.2	(1.5)
충남	-	-	-	-	-	-	-	-	-	1,981	69.0	(1.2)	1,963	75.5	(2.0)	1,975	72.1	(1.4)	1,792	72.2	(1.7)	1,680	69.0	(1.6)
전북	-	-	-	-	-	-	-	-	-	1,997	68.5	(1.4)	1,983	74.7	(1.4)	2,005	68.8	(1.8)	1,638	68.1	(1.9)	1,470	65.9	(2.0)
전남	-	-	-	-	-	-	-	-	-	1,810	67.5	(1.9)	1,734	73.8	(1.7)	1,752	65.3	(1.7)	1,623	69.0	(1.8)	1,436	65.8	(1.7)
경북	-	-	-	-	-	-	-	-	-	2,272	65.5	(1.6)	2,182	72.5	(1.9)	2,136	69.2	(2.1)	2,010	69.7	(1.5)	2,034	70.1	(1.6)
경남	-	-	-	-	-	-	-	-	-	2,352	69.4	(1.5)	2,426	74.0	(1.5)	2,318	72.9	(1.9)	2,419	72.9	(1.4)	2,570	69.8	(1.2)
제주	-	-	-	-	-	-	-	-	-	1,377	66.9	(1.6)	1,333	74.3	(2.0)	1,281	69.0	(1.2)	905	71.1	(1.2)	980	66.0	(2.7)
 <b>여학생</b>																								
전 체	-	-	-	-	-	-	-	-	-	35,960	72.4	(0.4)	35,454	80.5	(0.3)	34,847	76.0	(0.4)	37,770	74.7	(0.3)	35,965	73.9	(0.3)
<b>학 년</b>																								
중1	-	-	-	-	-	-	-	-	-	6,144	77.0	(0.7)	5,781	85.6	(0.5)	5,949	81.0	(0.7)	6,180	81.8	(0.6)	5,998	79.9	(0.6)
중2	-	-	-	-	-	-	-	-	-	6,118	74.7	(0.6)	5,903	83.7	(0.7)	5,879	78.4	(0.7)	6,490	77.4	(0.6)	5,990	77.5	(0.7)
중3	-	-	-	-	-	-	-	-	-	5,950	73.5	(0.7)	5,792	81.7	(0.5)	5,786	79.4	(0.7)	6,254	76.2	(0.6)	6,026	76.0	(0.7)
고1	-	-	-	-	-	-	-	-	-	6,046	70.0	(0.8)	5,587	78.2	(0.8)	5,792	73.0	(0.9)	6,183	71.3	(0.7)	5,845	70.5	(0.7)
고2	-	-	-	-	-	-	-	-	-	6,308	68.5	(0.7)	6,323	76.4	(0.7)	5,851	72.8	(0.9)	6,554	71.9	(0.6)	6,094	71.0	(0.7)
고3	-	-	-	-	-	-	-	-	-	5,394	70.1	(0.8)	6,068	77.4	(0.8)	5,590	71.5	(0.9)	6,109	69.9	(0.7)	6,012	68.8	(0.7)
<b>학교급</b>																								
중학교	-	-	-	-	-	-	-	-	-	18,212	75.1	(0.4)	17,476	83.7	(0.3)	17,614	79.6	(0.4)	18,924	78.4	(0.4)	18,014	77.8	(0.4)
고등학교	-	-	-	-	-	-	-	-	-	17,748	69.5	(0.5)	17,978	77.4	(0.5)	17,233	72.4	(0.6)	18,846	71.0	(0.4)	17,951	70.1	(0.5)
일 반 계 고	-	-	-	-	-	-	-	-	-	12,561	69.3	(0.7)	13,102	77.3	(0.6)	12,803	72.1	(0.8)	13,332	71.1	(0.5)	13,985	70.3	(0.6)
특성화계고	-	-	-	-	-	-	-	-	-	5,187	70.1	(0.8)	4,876	77.4	(0.8)	4,430	73.7	(0.8)	5,514	70.8	(0.7)	3,966	69.3	(0.9)
<b>지 역</b>																								
서울	-	-	-	-	-	-	-	-	-	3,955	74.3	(1.0)	3,983	81.5	(0.7)	3,830	78.7	(0.8)	5,927	77.4	(0.6)	6,107	77.3	(0.5)
부산	-	-	-	-	-	-	-	-	-	2,708	73.7	(1.2)	2,720	83.5	(0.7)	2,499	80.5	(1.2)	2,376	77.8	(1.1)	2,132	75.6	(1.6)
대구	-	-	-	-	-	-	-	-	-	2,435	74.8	(1.4)	2,381	82.2	(1.3)	2,380	77.3	(1.1)	2,048	77.4	(1.2)	1,688	76.1	(1.2)
인천	-	-	-	-	-	-	-	-	-	2,410	75.2	(0.9)	2,334	81.5	(0.9)	2,442	76.1	(0.9)	2,333	75.9	(0.9)	2,065	75.2	(1.4)
광주	-	-	-	-	-	-	-	-	-	1,828	66.3	(1.6)	1,857	77.3	(1.2)	1,875	71.4	(1.1)	1,595	65.0	(2.1)	1,460	68.2	(1.2)
대전	-	-	-	-	-	-	-	-	-	1,923	72.8	(0.9)	1,718	80.5	(1.1)	1,764	73.5	(1.4)	1,449	73.7	(1.5)	1,281	75.4	(2.0)
울산	-	-	-	-	-	-	-	-	-	1,671	70.4	(1.2)	1,537	81.8	(1.1)	1,308	77.0	(1.8)	1,460	74.5	(1.7)	1,189	74.8	(2.0)
경기	-	-	-	-	-	-	-	-	-	4,404	73.2	(0.8)	4,359	81.1	(0.8)	4,219	77.0	(1.0)	7,201	76.4	(0.5)	7,981	76.3	(0.6)
강원	-	-	-	-	-	-	-	-	-	1,593	69.1	(1.4)	1,668	80.3	(1.1)	1,676	74.7	(1.3)	1,362	70.5	(1.7)	1,251	71.6	(1.3)
충북	-	-	-	-	-	-	-	-	-	1,651	71.8	(1.7)	1,628	80.5	(1.7)	1,639	73.5	(2.5)	1,577	73.1	(1.7)	1,260	70.4	(1.4)
충남	-	-	-	-	-	-	-	-	-	1,929	72.8	(1.3)	1,889	80.2	(1.0)	1,894	75.5	(1.8)	1,665	73.3	(1.7)	1,584	70.6	(1.9)
전북	-	-	-	-	-	-	-	-	-	1,760	67.3	(1.5)	1,816	75.9	(1.4)	1,773	70.7	(2.5)	1,744	70.5	(1.8)	1,663	64.1	(1.7)
전남	-	-	-	-	-	-	-	-	-	1,771	67.8	(1.9)	1,647	78.7	(2.0)	1,629	71.7	(2.4)	1,811	69.4	(1.7)	1,470	67.5	(2.0)
경북	-	-	-	-	-	-	-	-	-	2,317	69.6	(1.0)	2,407	78.2	(1.6)	2,379	73.0	(1.4)	2,018	70.1	(1.5)	1,721	71.5	(2.1)
경남	-	-	-	-	-	-	-	-	-	2,497	71.9	(1.7)	2,507	78.4	(1.2)	2,492	74.6	(2.3)	2,314	74.1	(1.5)	2,350	70.5	(1.6)
제주	-	-	-	-	-	-	-	-	-	1,108	67.6	(1.7)	1,003	76.9	(0.8)	1,048	69.3	(1.9)	890	70.6	(1.6)	763	67.9	(2.0)



결과표101. 연간 개인위생 교육 경험률

(단위: %)

구 분	'05			'06			'07			'08			'09			'10			'11			'12		
	N	분율(표준오차)		N	분율(표준오차)		N	분율(표준오차)		N	분율(표준오차)		N	분율(표준오차)		N	분율(표준오차)		N	분율(표준오차)		N	분율(표준오차)	
<b>전 체</b>																								
전 체	-	-	-	-	-	-	-	-	-	-	-	-	-	-	-	73,238	36.5 (0.4)		75,643	29.5 (0.4)		74,186	26.8 (0.4)	
<b>학 년</b>																								
중1	-	-	-	-	-	-	-	-	-	-	-	-	-	-	-	12,468	49.8 (0.8)		12,728	43.8 (0.8)		12,362	42.4 (0.7)	
중2	-	-	-	-	-	-	-	-	-	-	-	-	-	-	-	12,499	40.8 (0.8)		12,903	35.7 (0.7)		12,384	35.5 (0.8)	
중3	-	-	-	-	-	-	-	-	-	-	-	-	-	-	-	12,603	39.9 (0.8)		12,843	31.9 (0.7)		12,551	27.3 (0.6)	
고1	-	-	-	-	-	-	-	-	-	-	-	-	-	-	-	12,021	33.2 (0.8)		12,569	26.7 (0.7)		12,451	23.1 (0.6)	
고2	-	-	-	-	-	-	-	-	-	-	-	-	-	-	-	12,124	32.1 (0.8)		12,508	21.1 (0.6)		12,315	18.7 (0.6)	
고3	-	-	-	-	-	-	-	-	-	-	-	-	-	-	-	11,523	23.4 (0.7)		12,092	18.4 (0.6)		12,123	15.0 (0.5)	
<b>학교급</b>																								
중학교	-	-	-	-	-	-	-	-	-	-	-	-	-	-	-	37,570	43.4 (0.6)		38,474	37.0 (0.5)		37,297	34.8 (0.5)	
고등학교	-	-	-	-	-	-	-	-	-	-	-	-	-	-	-	35,668	29.6 (0.6)		37,169	22.1 (0.4)		36,889	19.0 (0.4)	
일반계고	-	-	-	-	-	-	-	-	-	-	-	-	-	-	-	26,845	29.5 (0.7)		27,278	20.9 (0.5)		28,443	18.3 (0.5)	
특성화계고	-	-	-	-	-	-	-	-	-	-	-	-	-	-	-	8,823	29.7 (0.8)		9,891	26.2 (1.1)		8,446	21.1 (1.0)	
<b>지 역</b>																								
서울	-	-	-	-	-	-	-	-	-	-	-	-	-	-	-	7,848	38.0 (1.1)		11,355	31.8 (0.6)		11,373	30.4 (0.7)	
부산	-	-	-	-	-	-	-	-	-	-	-	-	-	-	-	5,303	38.3 (1.3)		5,157	31.9 (0.9)		4,939	29.0 (1.0)	
대구	-	-	-	-	-	-	-	-	-	-	-	-	-	-	-	5,030	38.8 (1.4)		4,439	33.1 (1.1)		4,312	27.9 (1.4)	
인천	-	-	-	-	-	-	-	-	-	-	-	-	-	-	-	5,008	36.9 (1.3)		4,516	29.6 (1.4)		4,302	24.5 (1.4)	
광주	-	-	-	-	-	-	-	-	-	-	-	-	-	-	-	4,024	40.5 (1.8)		3,309	32.8 (1.9)		3,149	27.9 (1.1)	
대전	-	-	-	-	-	-	-	-	-	-	-	-	-	-	-	3,874	29.8 (1.4)		3,003	26.6 (1.8)		2,975	22.8 (1.4)	
울산	-	-	-	-	-	-	-	-	-	-	-	-	-	-	-	3,478	38.6 (2.0)		2,913	28.2 (1.5)		2,518	28.3 (1.8)	
경기	-	-	-	-	-	-	-	-	-	-	-	-	-	-	-	9,044	33.9 (1.0)		14,427	27.2 (0.7)		15,658	25.1 (0.6)	
강원	-	-	-	-	-	-	-	-	-	-	-	-	-	-	-	3,447	35.6 (1.9)		2,722	25.0 (2.4)		2,486	22.7 (2.4)	
충북	-	-	-	-	-	-	-	-	-	-	-	-	-	-	-	3,500	34.5 (1.9)		2,973	25.6 (1.9)		2,753	21.1 (1.2)	
충남	-	-	-	-	-	-	-	-	-	-	-	-	-	-	-	3,869	37.7 (3.4)		3,457	22.7 (1.3)		3,264	22.7 (1.1)	
전북	-	-	-	-	-	-	-	-	-	-	-	-	-	-	-	3,778	33.6 (1.7)		3,382	25.5 (1.5)		3,133	28.3 (2.7)	
전남	-	-	-	-	-	-	-	-	-	-	-	-	-	-	-	3,381	44.2 (2.6)		3,434	33.7 (3.0)		2,906	26.4 (2.8)	
경북	-	-	-	-	-	-	-	-	-	-	-	-	-	-	-	4,515	37.8 (1.9)		4,028	31.1 (1.8)		3,755	23.1 (1.4)	
경남	-	-	-	-	-	-	-	-	-	-	-	-	-	-	-	4,810	36.2 (1.5)		4,733	33.4 (2.3)		4,920	32.4 (2.4)	
제주	-	-	-	-	-	-	-	-	-	-	-	-	-	-	-	2,329	33.5 (0.9)		1,795	27.9 (3.0)		1,743	22.3 (2.7)	
<b>남학생</b>																								
전 체	-	-	-	-	-	-	-	-	-	-	-	-	-	-	-	38,391	36.8 (0.6)		37,873	31.5 (0.5)		38,221	28.8 (0.5)	
<b>학 년</b>																								
중1	-	-	-	-	-	-	-	-	-	-	-	-	-	-	-	6,519	50.7 (1.0)		6,548	45.1 (1.0)		6,364	43.1 (0.8)	
중2	-	-	-	-	-	-	-	-	-	-	-	-	-	-	-	6,620	41.0 (1.0)		6,413	37.7 (0.9)		6,394	36.5 (0.9)	
중3	-	-	-	-	-	-	-	-	-	-	-	-	-	-	-	6,817	39.8 (1.0)		6,589	34.3 (0.9)		6,525	29.4 (0.8)	
고1	-	-	-	-	-	-	-	-	-	-	-	-	-	-	-	6,229	35.3 (1.1)		6,386	30.3 (0.9)		6,606	26.0 (0.8)	
고2	-	-	-	-	-	-	-	-	-	-	-	-	-	-	-	6,273	31.5 (1.1)		5,954	23.3 (0.8)		6,221	21.6 (0.8)	
고3	-	-	-	-	-	-	-	-	-	-	-	-	-	-	-	5,933	23.0 (1.2)		5,983	19.0 (0.8)		6,111	17.5 (0.8)	
<b>학교급</b>																								
중학교	-	-	-	-	-	-	-	-	-	-	-	-	-	-	-	19,956	43.7 (0.7)		19,550	38.9 (0.6)		19,283	36.2 (0.6)	
고등학교	-	-	-	-	-	-	-	-	-	-	-	-	-	-	-	18,435	30.0 (0.8)		18,323	24.3 (0.6)		18,938	21.8 (0.5)	
일반계고	-	-	-	-	-	-	-	-	-	-	-	-	-	-	-	14,042	29.8 (1.0)		13,946	23.1 (0.6)		14,458	21.2 (0.6)	
특성화계고	-	-	-	-	-	-	-	-	-	-	-	-	-	-	-	4,393	30.5 (0.9)		4,377	27.8 (1.6)		4,480	23.7 (1.0)	

※ 최근 12개월 동안 학교에서(수업시간, 방송교육, 강당에서의 교육 등 모두 포함) 손씻기 등 개인위생 교육을 받은 적이 있는 사람의 분율



(단위: %)

제3부  
개  
인  
위  
생



결과표102. 가구풍요도

(단위: 점)

구 분	'05			'06			'07			'08			'09			'10			'11			'12		
	N	평균	표준오차	N	평균	표준오차	N	평균	표준오차	N	평균	표준오차	N	평균	표준오차	N	평균	표준오차	N	평균	표준오차	N	평균	표준오차
<b>전 체</b>																								
전 체	-	-	-	71,404	4.4	(0.0)	74,698	4.5	(0.0)	75,238	4.5	(0.0)	75,066	4.6	(0.0)	73,238	4.8	(0.0)	75,643	4.8	(0.0)	74,186	4.8	(0.0)
<b>학 년</b>																								
중1	-	-	-	12,876	4.7	(0.0)	13,035	4.9	(0.0)	13,037	4.9	(0.0)	12,714	5.0	(0.0)	12,468	5.2	(0.0)	12,728	5.3	(0.0)	12,362	5.1	(0.0)
중2	-	-	-	12,384	4.7	(0.0)	12,849	4.8	(0.0)	13,056	4.7	(0.0)	12,868	4.9	(0.0)	12,499	5.1	(0.0)	12,903	5.1	(0.0)	12,384	5.0	(0.0)
중3	-	-	-	12,160	4.5	(0.0)	12,936	4.6	(0.0)	12,850	4.6	(0.0)	12,827	4.7	(0.0)	12,603	4.9	(0.0)	12,843	5.0	(0.0)	12,551	4.9	(0.0)
고1	-	-	-	11,624	4.3	(0.0)	12,809	4.4	(0.0)	12,720	4.4	(0.0)	12,477	4.6	(0.0)	12,021	4.7	(0.0)	12,569	4.8	(0.0)	12,451	4.7	(0.0)
고2	-	-	-	11,450	4.1	(0.0)	11,596	4.3	(0.0)	12,375	4.3	(0.0)	12,427	4.4	(0.0)	12,124	4.5	(0.0)	12,508	4.6	(0.0)	12,315	4.5	(0.0)
고3	-	-	-	10,910	3.9	(0.0)	11,473	3.9	(0.0)	11,200	4.0	(0.0)	11,753	4.0	(0.0)	11,523	4.2	(0.0)	12,092	4.3	(0.0)	12,123	4.3	(0.0)
<b>학교급</b>																								
중학교	-	-	-	37,420	4.6	(0.0)	38,820	4.8	(0.0)	38,943	4.7	(0.0)	38,409	4.8	(0.0)	37,570	5.0	(0.0)	38,474	5.1	(0.0)	37,297	5.0	(0.0)
고등학교	-	-	-	33,984	4.1	(0.0)	35,878	4.2	(0.0)	36,295	4.3	(0.0)	36,657	4.3	(0.0)	35,668	4.5	(0.0)	37,169	4.6	(0.0)	36,889	4.5	(0.0)
일반계고	-	-	-	23,505	4.3	(0.0)	25,051	4.4	(0.0)	26,808	4.4	(0.0)	27,380	4.5	(0.0)	26,845	4.6	(0.0)	27,278	4.7	(0.0)	28,443	4.7	(0.0)
특성화계고	-	-	-	10,479	3.7	(0.0)	10,827	3.8	(0.0)	9,487	3.8	(0.0)	9,277	3.9	(0.0)	8,823	4.0	(0.0)	9,891	4.1	(0.0)	8,446	3.9	(0.0)
<b>지 역</b>																								
서울	-	-	-	7,855	4.3	(0.0)	8,402	4.4	(0.0)	8,077	4.3	(0.0)	8,207	4.4	(0.0)	7,848	4.6	(0.0)	11,355	4.7	(0.0)	11,373	4.6	(0.0)
부산	-	-	-	5,195	4.2	(0.1)	5,530	4.3	(0.1)	5,501	4.2	(0.1)	5,468	4.2	(0.1)	5,303	4.4	(0.1)	5,157	4.5	(0.1)	4,939	4.5	(0.0)
대구	-	-	-	4,953	4.5	(0.1)	5,163	4.6	(0.1)	5,053	4.5	(0.0)	5,063	4.6	(0.1)	5,030	4.7	(0.1)	4,439	4.8	(0.1)	4,312	4.8	(0.1)
인천	-	-	-	4,879	4.3	(0.1)	5,122	4.4	(0.1)	5,240	4.4	(0.1)	5,126	4.5	(0.1)	5,008	4.7	(0.1)	4,516	4.7	(0.1)	4,302	4.6	(0.1)
광주	-	-	-	3,846	4.5	(0.1)	4,076	4.6	(0.0)	4,011	4.6	(0.0)	4,110	4.7	(0.0)	4,024	4.9	(0.0)	3,309	5.0	(0.1)	3,149	4.9	(0.1)
대전	-	-	-	3,798	4.5	(0.1)	3,870	4.8	(0.1)	4,011	4.8	(0.1)	3,948	4.8	(0.1)	3,874	4.9	(0.1)	3,003	5.1	(0.1)	2,975	4.9	(0.1)
울산	-	-	-	3,561	4.5	(0.1)	3,723	4.7	(0.1)	3,665	4.7	(0.0)	3,635	4.7	(0.0)	3,478	4.9	(0.0)	2,913	5.0	(0.0)	2,518	4.8	(0.1)
경기	-	-	-	8,291	4.6	(0.0)	8,761	4.7	(0.0)	9,332	4.7	(0.0)	9,430	4.8	(0.0)	9,044	5.0	(0.0)	14,427	5.0	(0.0)	15,658	4.9	(0.0)
강원	-	-	-	3,402	4.3	(0.1)	3,352	4.4	(0.1)	3,520	4.4	(0.1)	3,553	4.7	(0.1)	3,447	4.8	(0.1)	2,722	4.8	(0.1)	2,486	4.7	(0.1)
충북	-	-	-	3,424	4.4	(0.0)	3,601	4.5	(0.0)	3,657	4.6	(0.1)	3,636	4.7	(0.0)	3,500	4.8	(0.1)	2,973	4.9	(0.1)	2,753	4.8	(0.1)
충남	-	-	-	3,624	4.3	(0.1)	3,740	4.4	(0.1)	3,910	4.5	(0.1)	3,852	4.6	(0.1)	3,869	4.7	(0.1)	3,457	4.9	(0.1)	3,264	4.8	(0.1)
전북	-	-	-	3,336	4.3	(0.1)	3,548	4.4	(0.1)	3,757	4.4	(0.1)	3,799	4.5	(0.1)	3,778	4.7	(0.1)	3,382	4.9	(0.1)	3,133	4.8	(0.1)
전남	-	-	-	3,564	4.2	(0.1)	3,661	4.3	(0.1)	3,581	4.3	(0.0)	3,381	4.5	(0.1)	3,381	4.6	(0.1)	3,434	4.8	(0.1)	2,906	4.7	(0.1)
경북	-	-	-	4,266	4.4	(0.1)	4,497	4.5	(0.1)	4,589	4.5	(0.1)	4,589	4.7	(0.1)	4,515	4.8	(0.1)	4,028	4.9	(0.0)	3,755	4.8	(0.1)
경남	-	-	-	4,848	4.4	(0.0)	5,014	4.5	(0.1)	4,849	4.5	(0.1)	4,933	4.6	(0.1)	4,810	4.8	(0.1)	4,733	4.8	(0.1)	4,920	4.8	(0.0)
제주	-	-	-	2,562	4.0	(0.0)	2,638	4.2	(0.0)	2,485	4.1	(0.0)	2,336	4.1	(0.1)	2,329	4.3	(0.1)	1,795	4.4	(0.1)	1,743	4.5	(0.1)
<b>남학생</b>																								
전 체	-	-	-	37,204	4.4	(0.0)	39,466	4.5	(0.0)	39,278	4.5	(0.0)	39,612	4.6	(0.0)	38,391	4.8	(0.0)	37,873	4.8	(0.0)	38,221	4.8	(0.0)
<b>학 년</b>																								
중1	-	-	-	6,916	4.7	(0.0)	7,102	4.9	(0.0)	6,893	4.9	(0.0)	6,933	5.0	(0.0)	6,519	5.2	(0.0)	6,548	5.3	(0.0)	6,364	5.2	(0.0)
중2	-	-	-	6,405	4.7	(0.0)	6,810	4.8	(0.0)	6,938	4.8	(0.0)	6,965	4.9	(0.0)	6,620	5.1	(0.0)	6,413	5.2	(0.0)	6,394	5.0	(0.0)
중3	-	-	-	6,299	4.5	(0.0)	6,709	4.7	(0.0)	6,900	4.6	(0.0)	7,035	4.7	(0.0)	6,817	4.9	(0.0)	6,589	5.0	(0.0)	6,525	4.9	(0.0)
고1	-	-	-	6,039	4.3	(0.0)	6,602	4.5	(0.0)	6,674	4.5	(0.0)	6,890	4.6	(0.0)	6,229	4.7	(0.0)	6,386	4.8	(0.0)	6,606	4.7	(0.0)
고2	-	-	-	6,005	4.2	(0.0)	6,199	4.3	(0.0)	6,067	4.3	(0.0)	6,104	4.4	(0.0)	6,273	4.5	(0.0)	5,954	4.6	(0.0)	6,221	4.5	(0.0)
고3	-	-	-	5,540	3.8	(0.0)	6,044	3.9	(0.0)	5,806	4.0	(0.0)	5,685	4.1	(0.0)	5,933	4.2	(0.0)	5,983	4.2	(0.0)	6,111	4.3	(0.0)
<b>학교급</b>																								
중학교	-	-	-	19,620	4.6	(0.0)	20,621	4.8	(0.0)	20,731	4.8	(0.0)	20,933	4.8	(0.0)	19,956	5.1	(0.0)	19,550	5.1	(0.0)	19,283	5.0	(0.0)
고등학교	-	-	-	17,584	4.1	(0.0)	18,845	4.2	(0.0)	18,547	4.3	(0.0)	18,679	4.4	(0.0)	18,435	4.5	(0.0)	18,323	4.6	(0.0)	18,938	4.5	(0.0)
일반계고	-	-	-	12,186	4.3	(0.0)	13,278	4.4	(0.0)	14,247	4.4	(0.0)	14,278	4.5	(0.0)	14,042	4.6	(0.0)	13,946	4.7	(0.0)	14,458	4.7	(0.0)
특성화계고	-	-	-	5,398	3.7	(0.0)	5,567	3.9	(0.0)	4,300	3.9	(0.0)	4,401	3.9	(0.0)	4,393	4.1	(0.0)	4,377	4.2	(0.0)	4,480	4.0	(0.0)

※자동차 보유 대수, 자기방 소유여부, 가족여행 횟수, 컴퓨터 보유 대수를 환산한 점수의 평균



(계속: 가구용요도)

(단위: 점)

구 분	'05			'06			'07			'08			'09			'10			'11			'12		
	N	평균	표준오차	N	평균	표준오차	N	평균	표준오차	N	평균	표준오차	N	평균	표준오차	N	평균	표준오차	N	평균	표준오차	N	평균	표준오차
<b>지 역</b>																								
서울	-	-	-	4,008	4.3	(0.1)	4,403	4.4	(0.1)	4,122	4.3	(0.1)	4,224	4.4	(0.1)	4,018	4.6	(0.1)	5,428	4.7	(0.1)	5,266	4.6	(0.1)
부산	-	-	-	2,895	4.2	(0.1)	2,903	4.3	(0.1)	2,793	4.2	(0.1)	2,748	4.2	(0.1)	2,804	4.5	(0.1)	2,781	4.6	(0.1)	2,807	4.5	(0.1)
대구	-	-	-	2,647	4.5	(0.1)	2,626	4.5	(0.1)	2,618	4.5	(0.1)	2,682	4.7	(0.1)	2,650	4.7	(0.1)	2,391	4.9	(0.1)	2,624	4.8	(0.1)
인천	-	-	-	2,481	4.3	(0.1)	2,576	4.4	(0.1)	2,830	4.5	(0.1)	2,792	4.5	(0.1)	2,566	4.7	(0.1)	2,183	4.7	(0.1)	2,237	4.7	(0.1)
광주	-	-	-	2,095	4.6	(0.1)	2,193	4.7	(0.1)	2,183	4.7	(0.1)	2,253	4.7	(0.1)	2,149	4.9	(0.1)	1,714	5.1	(0.1)	1,689	5.0	(0.1)
대전	-	-	-	2,221	4.5	(0.1)	2,262	4.7	(0.1)	2,088	4.8	(0.1)	2,230	4.8	(0.1)	2,110	5.0	(0.1)	1,554	5.1	(0.1)	1,694	4.9	(0.1)
울산	-	-	-	1,786	4.5	(0.1)	1,949	4.7	(0.1)	1,994	4.7	(0.1)	2,098	4.7	(0.1)	2,170	4.8	(0.1)	1,453	5.0	(0.1)	1,329	4.7	(0.1)
경기	-	-	-	4,080	4.6	(0.1)	4,572	4.7	(0.0)	4,928	4.7	(0.0)	5,071	4.8	(0.1)	4,825	5.0	(0.1)	7,226	5.0	(0.0)	7,677	4.9	(0.0)
강원	-	-	-	1,726	4.3	(0.1)	1,708	4.4	(0.1)	1,927	4.5	(0.1)	1,885	4.8	(0.1)	1,771	4.9	(0.1)	1,360	4.9	(0.1)	1,235	4.8	(0.1)
충북	-	-	-	1,788	4.3	(0.1)	1,965	4.5	(0.1)	2,006	4.6	(0.1)	2,008	4.7	(0.1)	1,861	4.9	(0.1)	1,396	4.9	(0.1)	1,493	4.8	(0.1)
충남	-	-	-	1,827	4.3	(0.1)	1,960	4.5	(0.1)	1,981	4.5	(0.1)	1,963	4.6	(0.1)	1,975	4.8	(0.1)	1,792	4.8	(0.1)	1,680	4.8	(0.1)
전북	-	-	-	1,727	4.3	(0.1)	1,907	4.4	(0.1)	1,997	4.5	(0.1)	1,983	4.6	(0.1)	2,005	4.8	(0.1)	1,638	4.9	(0.0)	1,470	4.8	(0.1)
전남	-	-	-	1,764	4.2	(0.1)	1,856	4.4	(0.1)	1,810	4.4	(0.0)	1,734	4.5	(0.1)	1,752	4.7	(0.1)	1,623	4.8	(0.1)	1,436	4.7	(0.1)
경북	-	-	-	2,301	4.3	(0.1)	2,616	4.5	(0.1)	2,272	4.4	(0.1)	2,182	4.7	(0.1)	2,136	4.8	(0.1)	2,010	4.9	(0.1)	2,034	4.8	(0.1)
경남	-	-	-	2,538	4.4	(0.1)	2,688	4.5	(0.1)	2,352	4.6	(0.1)	2,426	4.6	(0.1)	2,318	4.8	(0.1)	2,419	4.7	(0.1)	2,570	4.8	(0.1)
제주	-	-	-	1,320	4.0	(0.1)	1,282	4.3	(0.1)	1,377	4.2	(0.1)	1,333	4.1	(0.1)	1,281	4.3	(0.1)	905	4.6	(0.1)	980	4.5	(0.1)
<b>여학생</b>																								
전 체	-	-	-	34,200	4.4	(0.0)	35,232	4.5	(0.0)	35,960	4.5	(0.0)	35,454	4.6	(0.0)	34,847	4.7	(0.0)	37,770	4.9	(0.0)	35,965	4.7	(0.0)
<b>학 년</b>																								
중1	-	-	-	5,960	4.8	(0.0)	5,933	4.9	(0.0)	6,144	4.9	(0.0)	5,781	5.0	(0.0)	5,949	5.2	(0.0)	6,180	5.3	(0.0)	5,998	5.1	(0.0)
중2	-	-	-	5,979	4.6	(0.0)	6,039	4.8	(0.0)	6,118	4.7	(0.0)	5,903	4.9	(0.0)	5,879	5.0	(0.0)	6,490	5.1	(0.0)	5,990	5.0	(0.0)
중3	-	-	-	5,861	4.5	(0.0)	6,227	4.6	(0.0)	5,950	4.6	(0.0)	5,792	4.7	(0.0)	5,786	4.9	(0.0)	6,254	5.0	(0.0)	6,026	4.8	(0.0)
고1	-	-	-	5,585	4.3	(0.0)	6,207	4.4	(0.0)	6,046	4.4	(0.0)	5,587	4.5	(0.0)	5,792	4.6	(0.0)	6,183	4.8	(0.0)	5,845	4.7	(0.0)
고2	-	-	-	5,445	4.1	(0.0)	5,397	4.3	(0.0)	6,308	4.3	(0.0)	6,323	4.4	(0.0)	5,851	4.5	(0.0)	6,554	4.6	(0.0)	6,094	4.5	(0.0)
고3	-	-	-	5,370	3.9	(0.0)	5,429	3.9	(0.0)	5,394	3.9	(0.0)	6,068	4.0	(0.0)	5,590	4.2	(0.0)	6,109	4.3	(0.0)	6,012	4.3	(0.0)
<b>학교급</b>																								
중학교	-	-	-	17,800	4.6	(0.0)	18,199	4.8	(0.0)	18,212	4.7	(0.0)	17,476	4.8	(0.0)	17,614	5.0	(0.0)	18,924	5.1	(0.0)	18,014	5.0	(0.0)
고등학교	-	-	-	16,400	4.1	(0.0)	17,033	4.2	(0.0)	17,748	4.2	(0.0)	17,978	4.3	(0.0)	17,233	4.5	(0.0)	18,846	4.6	(0.0)	17,951	4.5	(0.0)
일 반 계 고	-	-	-	11,319	4.3	(0.0)	11,773	4.4	(0.0)	12,561	4.4	(0.0)	13,102	4.5	(0.0)	12,803	4.6	(0.0)	13,332	4.8	(0.0)	13,985	4.7	(0.0)
특성화계고	-	-	-	5,081	3.6	(0.1)	5,260	3.6	(0.0)	5,187	3.7	(0.0)	4,876	3.8	(0.0)	4,430	3.9	(0.0)	5,514	4.0	(0.0)	3,966	3.9	(0.0)
<b>지 역</b>																								
서울	-	-	-	3,847	4.3	(0.1)	3,999	4.5	(0.1)	3,955	4.3	(0.1)	3,983	4.4	(0.1)	3,830	4.6	(0.1)	5,927	4.8	(0.0)	6,107	4.7	(0.1)
부산	-	-	-	2,300	4.1	(0.1)	2,627	4.2	(0.1)	2,708	4.1	(0.1)	2,720	4.3	(0.1)	2,499	4.4	(0.1)	2,376	4.5	(0.1)	2,132	4.5	(0.1)
대구	-	-	-	2,306	4.5	(0.1)	2,537	4.7	(0.1)	2,435	4.6	(0.1)	2,381	4.6	(0.1)	2,380	4.7	(0.1)	2,048	4.8	(0.1)	1,688	4.7	(0.1)
인천	-	-	-	2,398	4.3	(0.1)	2,546	4.3	(0.1)	2,410	4.3	(0.1)	2,334	4.5	(0.1)	2,442	4.6	(0.1)	2,333	4.7	(0.1)	2,065	4.6	(0.1)
광주	-	-	-	1,751	4.4	(0.1)	1,883	4.5	(0.1)	1,828	4.6	(0.1)	1,857	4.6	(0.1)	1,875	4.8	(0.1)	1,595	4.8	(0.1)	1,460	4.9	(0.1)
대전	-	-	-	1,577	4.5	(0.1)	1,608	4.8	(0.1)	1,923	4.9	(0.1)	1,718	4.8	(0.1)	1,764	4.9	(0.1)	1,449	5.2	(0.1)	1,281	4.9	(0.1)
울산	-	-	-	1,775	4.6	(0.1)	1,774	4.7	(0.1)	1,671	4.7	(0.1)	1,537	4.6	(0.0)	1,308	4.9	(0.1)	1,460	5.1	(0.1)	1,189	4.9	(0.1)
경기	-	-	-	4,211	4.6	(0.1)	4,189	4.7	(0.1)	4,404	4.7	(0.1)	4,359	4.8	(0.1)	4,219	5.0	(0.1)	7,201	5.0	(0.0)	7,981	4.8	(0.0)
강원	-	-	-	1,676	4.3	(0.1)	1,644	4.4	(0.1)	1,593	4.3	(0.1)	1,668	4.7	(0.1)	1,676	4.8	(0.1)	1,362	4.8	(0.1)	1,251	4.6	(0.2)
충북	-	-	-	1,636	4.5	(0.1)	1,636	4.5	(0.1)	1,651	4.5	(0.0)	1,628	4.7	(0.1)	1,639	4.8	(0.1)	1,577	5.0	(0.1)	1,260	4.8	(0.1)
충남	-	-	-	1,797	4.4	(0.1)	1,780	4.4	(0.1)	1,929	4.6	(0.1)	1,889	4.6	(0.1)	1,894	4.7	(0.1)	1,665	4.9	(0.1)	1,584	4.8	(0.1)
전북	-	-	-	1,609	4.2	(0.1)	1,641	4.3	(0.1)	1,760	4.4	(0.1)	1,816	4.5	(0.1)	1,773	4.6	(0.1)	1,744	4.9	(0.1)	1,663	4.8	(0.1)
전남	-	-	-	1,800	4.2	(0.1)	1,805	4.3	(0.1)	1,771	4.1	(0.1)	1,647	4.4	(0.1)	1,629	4.5	(0.1)	1,811	4.8	(0.1)	1,470	4.6	(0.1)
경북	-	-	-	1,965	4.4	(0.1)	1,881	4.5	(0.1)	2,317	4.6	(0.1)	2,407	4.7	(0.1)	2,379	4.9	(0.1)	2,018	4.9	(0.1)	1,721	4.9	(0.1)
경남	-	-	-	2,310	4.4	(0.1)	2,326	4.4	(0.1)	2,497	4.5	(0.1)	2,507	4.6	(0.1)	2,492	4.7	(0.1)	2,314	4.9	(0.1)	2,350	4.8	(0.1)
제주	-	-	-	1,242	4.0	(0.1)	1,356	4.1	(0.1)	1,108	4.0	(0.1)	1,003	4.2	(0.1)	1,048	4.3	(0.1)	890	4.3	(0.1)	763	4.5	(0.2)



결과표103. 주관적 건강 인지율

(단위: %)

구 분	'05		'06		'07		'08		'09		'10		'11		'12	
	N	분율(표준오차)	N	분율(표준오차)	N	분율(표준오차)	N	분율(표준오차)	N	분율(표준오차)	N	분율(표준오차)	N	분율(표준오차)	N	분율(표준오차)
<b>전 체</b>																
전 체	58,221	60.9 (0.3)	71,404	61.5 (0.3)	74,698	63.0 (0.2)	75,238	63.6 (0.3)	75,066	65.1 (0.3)	73,238	64.0 (0.3)	75,643	66.1 (0.2)	74,186	68.0 (0.3)
<b>학 년</b>																
중1	12,164	64.4 (0.5)	12,876	65.3 (0.5)	13,035	66.6 (0.5)	13,037	67.6 (0.5)	12,714	68.9 (0.6)	12,468	68.6 (0.6)	12,728	69.6 (0.5)	12,362	73.6 (0.5)
중2	11,998	63.3 (0.5)	12,384	64.3 (0.5)	12,849	65.3 (0.5)	13,056	64.9 (0.5)	12,868	67.8 (0.6)	12,499	65.4 (0.6)	12,903	67.4 (0.4)	12,384	70.7 (0.5)
중3	11,384	62.2 (0.5)	12,160	63.8 (0.6)	12,936	64.4 (0.5)	12,850	64.5 (0.5)	12,827	66.0 (0.5)	12,603	64.7 (0.6)	12,843	67.7 (0.5)	12,551	69.6 (0.5)
고1	11,469	57.3 (0.7)	11,624	58.5 (0.7)	12,809	61.4 (0.6)	12,720	61.7 (0.6)	12,477	63.4 (0.7)	12,021	62.6 (0.6)	12,569	65.3 (0.5)	12,451	65.9 (0.6)
고2	11,206	55.9 (0.6)	11,450	57.4 (0.8)	11,596	59.1 (0.5)	12,375	61.5 (0.6)	12,427	63.4 (0.6)	12,124	62.1 (0.7)	12,508	63.6 (0.6)	12,315	64.7 (0.6)
고3	-	-	10,910	58.0 (0.8)	11,473	60.3 (0.7)	11,200	60.7 (0.6)	11,753	60.6 (0.6)	11,523	60.7 (0.7)	12,092	62.9 (0.6)	12,123	63.8 (0.6)
<b>학교급</b>																
중학교	35,546	63.3 (0.3)	37,420	64.4 (0.3)	38,820	65.4 (0.3)	38,943	65.7 (0.3)	38,409	67.6 (0.4)	37,570	66.2 (0.4)	38,474	68.2 (0.3)	37,297	71.2 (0.3)
고등학교	22,675	56.6 (0.5)	33,984	58.0 (0.5)	35,878	60.3 (0.4)	36,295	61.3 (0.4)	36,657	62.5 (0.4)	35,668	61.8 (0.5)	37,169	63.9 (0.4)	36,889	64.8 (0.4)
일반계고	15,801	56.6 (0.6)	23,505	58.4 (0.6)	25,051	60.9 (0.5)	26,808	62.4 (0.5)	27,380	63.6 (0.5)	26,845	63.4 (0.6)	27,278	65.1 (0.4)	28,443	65.9 (0.5)
특성화계고	6,874	56.7 (0.8)	10,479	56.7 (0.7)	10,827	58.8 (0.7)	9,487	58.0 (0.6)	9,277	59.2 (0.8)	8,823	56.8 (0.9)	9,891	60.0 (0.8)	8,446	61.2 (0.8)
<b>지 역</b>																
서울	6,604	62.7 (0.6)	7,855	62.8 (0.7)	8,402	64.6 (0.6)	8,077	65.4 (0.7)	8,207	67.7 (0.7)	7,848	66.8 (0.8)	11,355	68.5 (0.6)	11,373	71.0 (0.6)
부산	4,296	62.9 (0.7)	5,195	62.3 (0.9)	5,530	64.3 (0.8)	5,501	66.0 (0.8)	5,468	65.1 (0.9)	5,303	64.0 (0.9)	5,157	67.8 (0.9)	4,939	68.9 (1.0)
대구	4,109	59.5 (0.8)	4,953	60.5 (0.9)	5,163	61.2 (0.6)	5,053	61.2 (0.9)	5,063	63.4 (1.0)	5,030	63.6 (0.9)	4,439	65.2 (0.9)	4,312	66.9 (0.9)
인천	4,049	60.5 (0.9)	4,879	61.0 (0.7)	5,122	63.7 (0.7)	5,240	64.4 (0.7)	5,126	65.5 (1.0)	5,008	64.2 (0.8)	4,516	65.6 (0.9)	4,302	70.4 (1.2)
광주	3,076	61.8 (1.2)	3,846	62.6 (1.2)	4,076	63.4 (0.8)	4,011	63.2 (0.8)	4,110	65.9 (0.8)	4,024	64.4 (0.9)	3,309	65.7 (0.8)	3,149	67.5 (1.2)
대전	2,958	61.8 (1.1)	3,798	59.7 (0.8)	3,870	62.9 (1.0)	4,011	63.0 (0.6)	3,948	64.9 (0.9)	3,874	63.2 (1.2)	3,003	65.6 (1.4)	2,975	66.5 (1.5)
울산	2,691	60.8 (0.9)	3,561	62.6 (0.8)	3,723	63.5 (1.0)	3,665	63.9 (0.7)	3,635	64.0 (1.0)	3,478	63.4 (0.8)	2,913	66.7 (0.9)	2,518	66.6 (1.4)
경기	6,859	60.4 (0.7)	8,291	60.9 (0.9)	8,761	63.1 (0.7)	9,332	62.6 (0.7)	9,430	64.6 (0.8)	9,044	63.6 (0.8)	14,427	65.7 (0.5)	15,658	67.4 (0.5)
강원	2,635	59.0 (1.6)	3,402	60.1 (1.0)	3,352	63.3 (0.9)	3,520	61.8 (1.2)	3,553	64.0 (1.6)	3,447	63.5 (1.7)	2,722	64.3 (0.9)	2,486	67.1 (2.5)
충북	2,782	57.2 (1.2)	3,424	62.1 (1.4)	3,601	60.6 (1.1)	3,657	62.8 (1.5)	3,636	64.4 (1.0)	3,500	62.2 (1.5)	2,973	63.9 (1.0)	2,753	65.9 (1.4)
충남	2,868	58.7 (1.4)	3,624	60.0 (1.2)	3,740	61.6 (1.1)	3,910	66.1 (1.1)	3,852	65.4 (1.3)	3,869	64.8 (1.0)	3,457	64.3 (1.3)	3,264	66.1 (1.3)
전북	2,858	59.1 (1.3)	3,336	61.3 (1.3)	3,548	63.1 (1.2)	3,757	63.6 (1.5)	3,799	61.8 (1.3)	3,778	61.0 (1.7)	3,382	63.5 (1.3)	3,133	64.1 (1.4)
전남	2,929	62.0 (0.8)	3,564	62.9 (1.1)	3,661	65.3 (1.0)	3,581	63.2 (1.3)	3,381	65.3 (1.3)	3,381	63.5 (1.4)	3,434	66.5 (1.2)	2,906	67.7 (1.7)
경북	3,523	60.3 (1.2)	4,266	61.5 (1.0)	4,497	59.7 (0.7)	4,589	60.5 (0.8)	4,589	64.6 (1.2)	4,515	63.6 (1.5)	4,028	65.1 (1.0)	3,755	67.7 (1.3)
경남	3,947	60.0 (1.3)	4,848	60.2 (1.0)	5,014	61.2 (1.0)	4,849	63.5 (1.0)	4,933	63.9 (1.4)	4,810	62.7 (1.1)	4,733	65.5 (1.3)	4,920	67.5 (1.0)
제주	2,037	60.6 (1.2)	2,562	60.8 (0.9)	2,638	59.9 (0.9)	2,485	59.9 (0.9)	2,336	61.6 (1.5)	2,329	57.1 (1.4)	1,795	64.5 (2.0)	1,743	62.5 (2.3)
<b>남학생</b>																
전 체	29,871	63.5 (0.4)	37,204	64.3 (0.3)	39,466	65.2 (0.3)	39,278	66.4 (0.3)	39,612	69.2 (0.3)	38,391	69.1 (0.3)	37,873	71.7 (0.3)	38,221	73.6 (0.3)
<b>학 년</b>																
중1	6,278	65.5 (0.8)	6,916	66.3 (0.7)	7,102	67.5 (0.6)	6,893	69.6 (0.6)	6,933	71.6 (0.7)	6,519	72.9 (0.7)	6,548	73.8 (0.6)	6,364	77.7 (0.6)
중2	6,118	65.0 (0.7)	6,405	66.7 (0.7)	6,810	66.3 (0.8)	6,938	65.9 (0.6)	6,965	70.9 (0.8)	6,620	69.5 (0.7)	6,413	72.3 (0.6)	6,394	76.0 (0.6)
중3	5,836	65.0 (0.7)	6,299	66.2 (0.7)	6,709	66.6 (0.7)	6,900	66.9 (0.6)	7,035	69.2 (0.7)	6,817	69.9 (0.7)	6,589	73.3 (0.5)	6,525	75.0 (0.6)
고1	5,898	61.3 (0.9)	6,039	61.2 (0.8)	6,602	64.2 (0.7)	6,674	65.5 (0.7)	6,890	68.3 (0.8)	6,229	67.8 (0.7)	6,386	71.6 (0.6)	6,606	72.1 (0.5)
고2	5,741	59.7 (0.8)	6,005	62.0 (0.8)	6,199	61.7 (0.7)	6,067	65.6 (0.9)	6,104	68.7 (0.7)	6,273	68.2 (0.8)	5,954	69.2 (0.7)	6,221	71.3 (0.6)
고3	-	-	5,540	62.4 (0.9)	6,044	64.3 (0.9)	5,806	64.8 (0.8)	5,685	66.3 (0.8)	5,933	66.2 (0.8)	5,983	70.0 (0.6)	6,111	70.1 (0.7)
<b>학교급</b>																
중학교	18,232	65.2 (0.5)	19,620	66.4 (0.4)	20,621	66.8 (0.5)	20,731	67.5 (0.3)	20,933	70.5 (0.5)	19,956	70.8 (0.5)	19,550	73.1 (0.3)	19,283	76.2 (0.4)
고등학교	11,639	60.5 (0.6)	17,584	61.8 (0.5)	18,845	63.5 (0.4)	18,547	65.3 (0.5)	18,679	67.8 (0.5)	18,435	67.4 (0.5)	18,323	70.3 (0.4)	18,938	71.2 (0.4)
일반계고	8,177	60.3 (0.6)	12,186	62.2 (0.7)	13,278	64.3 (0.5)	14,247	66.8 (0.6)	14,278	69.1 (0.5)	14,042	69.0 (0.6)	13,946	71.3 (0.4)	14,458	72.4 (0.4)
특성화계고	3,462	61.3 (1.1)	5,398	61.0 (0.8)	5,567	61.2 (0.7)	4,300	61.2 (1.0)	4,401	64.0 (0.9)	4,393	62.4 (0.9)	4,377	67.0 (0.9)	4,480	66.9 (0.8)

※본인이 '매우 건강한' 또는 '건강한' 편이라고 생각하는 사람의 분율



(계속: 주관적 건강 인지율)

(단위: %)

구 분	'05		'06		'07		'08		'09		'10		'11		'12	
	N	분율(표준오차)	N	분율(표준오차)	N	분율(표준오차)	N	분율(표준오차)	N	분율(표준오차)	N	분율(표준오차)	N	분율(표준오차)	N	분율(표준오차)
<b>지 역</b>																
서울	3,401	65.7 (0.8)	4,008	65.4 (0.8)	4,403	66.8 (0.7)	4,122	68.0 (0.7)	4,224	71.7 (0.7)	4,018	71.5 (0.9)	5,428	74.3 (0.7)	5,266	76.3 (0.6)
부산	2,218	66.0 (1.0)	2,895	66.0 (0.8)	2,903	66.2 (0.9)	2,793	69.0 (0.9)	2,748	69.2 (1.0)	2,804	68.9 (1.0)	2,781	73.1 (1.0)	2,807	74.3 (1.0)
대구	2,129	62.6 (0.9)	2,647	62.4 (1.2)	2,626	64.1 (0.8)	2,618	64.0 (1.1)	2,682	67.2 (1.1)	2,650	70.1 (0.7)	2,391	70.2 (0.9)	2,624	71.9 (1.0)
인천	2,101	63.1 (1.2)	2,481	63.3 (0.9)	2,576	65.6 (1.1)	2,830	67.7 (0.8)	2,792	70.1 (1.1)	2,566	69.2 (0.9)	2,183	71.8 (0.8)	2,237	76.6 (1.2)
광주	1,612	65.1 (1.2)	2,095	65.1 (1.1)	2,193	65.4 (0.7)	2,183	66.0 (1.4)	2,253	69.8 (0.9)	2,149	69.6 (0.9)	1,714	70.9 (0.9)	1,689	71.8 (1.1)
대전	1,649	63.3 (1.3)	2,221	61.7 (0.7)	2,262	65.3 (1.3)	2,088	65.6 (0.9)	2,230	67.2 (1.3)	2,110	68.9 (0.9)	1,554	72.8 (0.9)	1,694	74.1 (1.3)
울산	1,379	63.6 (1.3)	1,786	64.9 (1.2)	1,949	67.1 (1.1)	1,994	66.1 (0.9)	2,098	67.9 (1.0)	2,170	67.3 (0.7)	1,453	70.9 (1.0)	1,329	72.8 (1.4)
경기	3,405	62.2 (1.0)	4,080	64.5 (1.0)	4,572	65.6 (1.0)	4,928	66.9 (0.7)	5,071	69.3 (1.0)	4,825	68.5 (0.9)	7,226	71.8 (0.5)	7,677	74.1 (0.5)
강원	1,318	61.9 (2.4)	1,726	63.7 (1.0)	1,708	65.6 (1.5)	1,927	64.0 (1.6)	1,885	69.0 (1.7)	1,771	67.5 (1.3)	1,360	67.6 (1.0)	1,235	73.5 (2.4)
충북	1,498	59.8 (1.4)	1,788	63.7 (1.7)	1,965	63.1 (1.0)	2,006	65.7 (1.4)	2,008	67.2 (1.1)	1,861	68.0 (1.2)	1,396	70.1 (1.0)	1,493	71.8 (1.6)
충남	1,511	60.3 (1.6)	1,827	62.5 (1.2)	1,960	64.0 (1.4)	1,981	68.2 (1.1)	1,963	69.1 (1.3)	1,975	70.5 (1.1)	1,792	69.9 (0.9)	1,680	69.5 (1.8)
전북	1,448	64.0 (1.4)	1,727	66.7 (1.2)	1,907	64.9 (1.6)	1,997	65.6 (1.9)	1,983	66.4 (1.2)	2,005	67.7 (1.3)	1,638	68.5 (1.5)	1,470	69.8 (1.5)
전남	1,383	63.2 (1.2)	1,764	63.4 (1.3)	1,856	67.2 (1.3)	1,810	64.4 (1.8)	1,734	70.4 (1.6)	1,752	68.1 (1.9)	1,623	72.1 (1.2)	1,436	72.4 (1.4)
경북	1,848	63.3 (1.4)	2,301	64.5 (1.2)	2,616	60.9 (1.2)	2,272	61.9 (1.4)	2,182	68.4 (1.5)	2,136	68.8 (1.4)	2,010	70.4 (1.1)	2,034	72.7 (1.3)
경남	1,909	63.0 (1.9)	2,538	62.6 (1.3)	2,688	63.2 (1.0)	2,352	66.1 (1.6)	2,426	67.4 (1.7)	2,318	67.3 (1.4)	2,419	70.9 (1.4)	2,570	72.5 (0.9)
제주	1,062	62.7 (1.2)	1,320	62.1 (1.3)	1,282	61.4 (0.9)	1,377	60.8 (1.6)	1,333	65.9 (1.8)	1,281	61.6 (1.5)	905	70.3 (1.6)	980	66.7 (1.7)
<b>여학생</b>																
전 체	28,350	57.9 (0.4)	34,200	58.2 (0.4)	35,232	60.5 (0.3)	35,960	60.3 (0.4)	35,454	60.4 (0.4)	34,847	58.3 (0.3)	37,770	59.8 (0.3)	35,965	61.7 (0.3)
<b>학 년</b>																
중1	5,886	63.1 (0.8)	5,960	64.1 (0.8)	5,933	65.6 (0.7)	6,144	65.3 (0.8)	5,781	65.9 (0.8)	5,949	63.9 (0.7)	6,180	65.1 (0.7)	5,998	69.0 (0.6)
중2	5,880	61.3 (0.8)	5,979	61.6 (0.7)	6,039	64.1 (0.7)	6,118	63.7 (0.8)	5,903	64.4 (0.7)	5,879	60.7 (0.9)	6,490	62.0 (0.6)	5,990	64.8 (0.6)
중3	5,548	59.1 (0.6)	5,861	61.1 (0.8)	6,227	61.9 (0.7)	5,950	61.8 (1.0)	5,792	62.4 (0.8)	5,786	58.8 (0.9)	6,254	61.6 (0.6)	6,026	63.7 (0.7)
고1	5,571	52.6 (0.8)	5,585	55.4 (0.8)	6,207	58.3 (0.9)	6,046	57.3 (0.8)	5,587	57.6 (0.9)	5,792	56.7 (0.8)	6,183	58.2 (0.7)	5,845	59.0 (0.8)
고2	5,465	51.7 (0.9)	5,445	52.2 (1.0)	5,397	56.1 (0.9)	6,308	56.9 (0.8)	6,323	57.6 (0.8)	5,851	55.1 (0.9)	6,554	57.1 (0.7)	6,094	57.4 (0.7)
고3	-	-	5,370	53.1 (1.1)	5,429	55.8 (0.7)	5,394	56.1 (0.9)	6,068	54.3 (0.7)	5,590	54.6 (0.8)	6,109	54.7 (0.7)	6,012	56.6 (0.7)
<b>학교급</b>																
중학교	17,314	61.3 (0.4)	17,800	62.2 (0.5)	18,199	63.8 (0.4)	18,212	63.6 (0.6)	17,476	64.2 (0.5)	17,614	61.1 (0.5)	18,924	62.9 (0.4)	18,014	65.8 (0.4)
고등학교	11,036	52.1 (0.6)	16,400	53.6 (0.6)	17,033	56.8 (0.5)	17,748	56.8 (0.5)	17,978	56.5 (0.5)	17,233	55.5 (0.5)	18,846	56.7 (0.4)	17,951	57.7 (0.4)
일 반 계 고	7,624	52.4 (0.7)	11,319	54.3 (0.8)	11,773	57.1 (0.5)	12,561	57.7 (0.6)	13,102	57.5 (0.6)	12,803	57.1 (0.5)	13,332	58.2 (0.5)	13,985	58.6 (0.5)
특성화계고	3,412	51.4 (1.1)	5,081	51.7 (1.0)	5,260	55.9 (0.9)	5,187	54.2 (0.8)	4,876	53.5 (0.8)	4,430	50.0 (0.9)	5,514	51.7 (0.8)	3,966	54.4 (1.0)
<b>지 역</b>																
서울	3,203	59.4 (0.9)	3,847	59.9 (1.0)	3,999	62.2 (0.8)	3,955	62.4 (0.9)	3,983	63.3 (1.0)	3,830	61.6 (0.8)	5,927	62.0 (0.7)	6,107	65.2 (0.7)
부산	2,078	59.2 (0.9)	2,300	57.9 (1.4)	2,627	62.1 (1.2)	2,708	62.5 (0.9)	2,720	60.4 (1.1)	2,499	58.3 (1.0)	2,376	61.8 (1.0)	2,132	62.8 (1.2)
대구	1,980	55.6 (1.0)	2,306	58.0 (1.2)	2,537	57.4 (0.9)	2,435	57.6 (1.1)	2,381	58.7 (1.2)	2,380	56.0 (1.1)	2,048	59.3 (1.1)	1,688	61.2 (1.4)
인천	1,948	57.7 (1.1)	2,398	58.6 (1.2)	2,546	61.7 (0.8)	2,410	60.7 (1.1)	2,334	60.4 (1.1)	2,442	58.7 (0.8)	2,333	58.9 (1.0)	2,065	63.7 (1.2)
광주	1,464	58.1 (1.7)	1,751	59.7 (1.7)	1,883	61.2 (1.3)	1,828	60.1 (1.1)	1,857	61.7 (1.3)	1,875	58.7 (1.1)	1,595	60.1 (0.8)	1,460	62.8 (1.2)
대전	1,309	60.1 (1.3)	1,577	57.5 (1.5)	1,608	60.2 (1.3)	1,923	60.1 (1.2)	1,718	62.3 (1.0)	1,764	56.9 (1.6)	1,449	57.5 (1.4)	1,281	58.2 (1.5)
울산	1,312	57.3 (1.2)	1,775	59.8 (1.0)	1,774	59.1 (1.2)	1,671	61.3 (1.3)	1,537	59.3 (1.4)	1,308	58.8 (1.1)	1,460	61.7 (1.1)	1,189	59.5 (1.7)
경기	3,454	58.5 (1.0)	4,211	56.9 (1.2)	4,189	60.3 (0.8)	4,404	58.0 (1.0)	4,359	59.4 (0.9)	4,219	58.2 (0.9)	7,201	59.1 (0.6)	7,981	60.1 (0.6)
강원	1,317	55.8 (1.4)	1,676	56.2 (1.3)	1,644	60.8 (1.1)	1,593	59.3 (1.4)	1,668	58.4 (2.2)	1,676	59.1 (3.1)	1,362	60.8 (1.5)	1,251	60.0 (2.3)
충북	1,284	54.3 (1.9)	1,636	60.3 (1.6)	1,636	57.8 (1.7)	1,651	59.6 (2.3)	1,628	61.1 (1.1)	1,639	55.7 (1.7)	1,577	57.0 (1.5)	1,260	59.3 (2.0)
충남	1,357	56.9 (1.8)	1,797	57.1 (1.8)	1,780	58.9 (1.5)	1,929	63.8 (1.6)	1,889	61.2 (1.7)	1,894	58.5 (1.5)	1,665	58.1 (1.4)	1,584	62.3 (1.4)
전북	1,410	54.0 (1.8)	1,609	55.5 (1.5)	1,641	61.2 (1.2)	1,760	61.5 (1.7)	1,816	56.8 (1.4)	1,773	53.8 (1.5)	1,744	58.0 (1.6)	1,663	57.9 (1.8)
전남	1,546	60.6 (1.5)	1,800	62.3 (1.5)	1,805	63.1 (1.0)	1,771	61.8 (1.5)	1,647	59.6 (1.5)	1,629	58.4 (1.3)	1,811	60.5 (1.7)	1,470	62.5 (2.1)
경북	1,675	56.6 (1.7)	1,965	57.8 (1.9)	1,881	58.3 (0.9)	2,317	58.8 (1.3)	2,407	60.1 (1.4)	2,379	57.5 (1.7)	2,018	59.0 (1.6)	1,721	61.9 (1.6)
경남	2,038	56.6 (1.3)	2,310	57.4 (1.5)	2,326	58.9 (1.7)	2,497	60.5 (1.7)	2,507	59.8 (1.4)	2,492	57.2 (0.9)	2,314	59.2 (1.5)	2,350	61.8 (1.7)
제주	975	58.3 (1.9)	1,242	59.5 (1.6)	1,356	58.3 (1.8)	1,108	58.9 (1.5)	1,003	56.8 (2.2)	1,048	52.1 (1.8)	890	58.2 (2.7)	763	57.8 (3.4)



결과표104. 평생 약물 경험률

(단위: %)

구 분	'05			'06			'07			'08		'09		'10		'11		'12	
	N	분율(표준오차)		N	분율(표준오차)		N	분율(표준오차)		N	분율(표준오차)	N	분율(표준오차)	N	분율(표준오차)	N	분율(표준오차)	N	분율(표준오차)
전 체	-	-	-	-	-	-	-	-	-	75,238	0.7 (0.1)	75,066	0.7 (0.0)	73,238	0.7 (0.0)	75,643	0.7 (0.0)	74,186	0.6 (0.0)
남학생	-	-	-	-	-	-	-	-	-	39,278	0.9 (0.1)	39,612	0.9 (0.1)	38,391	0.9 (0.1)	37,873	0.8 (0.1)	38,221	0.6 (0.0)
여학생	-	-	-	-	-	-	-	-	-	35,960	0.4 (0.1)	35,454	0.4 (0.0)	34,847	0.5 (0.1)	37,770	0.5 (0.0)	35,965	0.6 (0.1)

※ 평생동안 기분의 변화나 환각 등의 경험, 과도한 살 빼기 등을 목적으로 부탄가스, 분드를 비롯하여, 각성제, 히로뽕, 암페타민, 마약, 많은 양의 기침가래약, 신경안정제 등을 먹거나 마신 적이 있는 사람의 분율





## 제 4 부

## 부 록

- 부록1 | 연도별 표본설계 지역군
- 부록2 | 조사 안내문
- 부록3 | 2012년 설문문항 빈도표
- 부록4 | 2012년 지표정의
- 부록5 | 연도별 설문문항
- 부록6 | 조사 수행 체계







## 부록1. 연도별 표본설계 지역군

시·도	도시 규모 <sup>1)</sup>	'05~'07년		'08~'10년		'11~'12년	
		지역군	시·군·구	지역군	시·군·구	지역군	시·군·구
서울	대도시	4-1	성동구, 광진구, 중랑구, 성북구, 강북구, 도봉구, 노원구	4-1	성동구, 광진구, 중랑구, 성북구, 강북구, 도봉구, 노원구	4-1	동대문구, 광진구, 노원구, 도봉구, 성동구, 성북구, 중랑구
		4-2	종로구, 중구, 용산구, 은평구, 서대문구, 마포구, 동대문구	4-2	종로구, 중구, 용산구, 은평구, 서대문구, 마포구, 동대문구	4-2	강북구, 마포구, 서대문구, 용산구, 은평구, 종로구, 중구
		4-3	서초구, 강남구, 송파구, 강동구	4-3	서초구, 강남구, 송파구, 강동구	4-3	강남구, 강동구, 서초구, 송파구
		4-4	양천구, 강서구, 구로구, 금천구, 영등포구, 동작구, 관악구	4-4	양천구, 강서구, 구로구, 금천구, 영등포구, 동작구, 관악구	4-4	강서구, 관악구, 구로구, 금천구, 동작구, 양천구, 영등포구
부산	대도시	2-1	동구, 부산진구, 북구, 해운대구, 사상구, 강서구	2-1	동구, 부산진구, 북구, 해운대구, 사상구, 강서구	2-1	부산진구, 해운대구, 남구, 금정구, 동래구, 연제구, 수영구
		2-2	중구, 서구, 영도구, 동래구, 남구, 사하구, 금정구, 연제구, 수영구, 기장군	2-2	중구, 서구, 영도구, 동래구, 남구, 사하구, 금정구, 연제구, 수영구, 기장군	2-2	동구, 중구, 서구, 영도구, 사하구, 기장군, 사상구, 강서구, 북구
대구	대도시	2-1	수성구, 달서구	2-1	수성구, 달서구	2-1	달서구, 수성구, 남구
		2-2	서구, 중구, 남구, 북구, 동구, 달성군	2-2	서구, 중구, 남구, 북구, 동구, 달성군	2-2	달성군, 동구, 북구, 서구, 중구
인천	대도시	2-1	부평구, 계양구	2-1	부평구, 계양구, 남동구, 서구	2-1	부평구, 계양구, 남동구, 서구
		2-2	중구, 동구, 남구, 연수구, 남동구, 서구, 강화군, 옹진군	2-2	중구, 동구, 남구, 연수구, 강화군, 옹진군	2-2	중구, 동구, 남구, 연수구, 강화군, 옹진군
광주	대도시	2-1	북구, 동구	1-1	북구, 동구, 광산구, 서구, 남구	1-1	북구, 동구, 광산구, 서구, 남구
		2-2	광산구, 서구, 남구				
대전	대도시	2-1	서구, 중구	1-1	서구, 중구, 유성구, 대덕구, 동구	1-1	서구, 중구, 유성구, 대덕구, 동구
		2-2	유성구, 대덕구, 동구				
울산	대도시	2-1	남구, 동구	1-1	남구, 동구, 중구, 북구, 울주군	1-1	남구, 동구, 중구, 북구, 울주군
		2-2	중구, 북구, 울주군				
경기	대도시	2-1	수원시	2-1	수원시, 고양시	2-1	부천시, 고양시
		2-2	성남시	2-2	성남시, 부천시	2-2	성남시, 수원시
	중소 도시	5-1	파주시, 김포시, 고양시, 동두천시, 양주시, 포천시	5-1	파주시, 김포시, 포천시, 동두천시, 양주시, 연천군	5-1	파주시, 김포시, 포천시, 동두천시, 양주시, 연천군
		5-2	의정부시, 남양주시, 하남시, 구리시	5-2	가평군, 과천시, 광명시, 의정부시, 남양주시, 하남시, 구리시	5-2	가평군, 과천시, 광명시, 의정부시, 남양주시, 하남시, 구리시
		5-3	오산시, 평택시, 안성시, 화성시	5-3	안성시, 오산시, 평택시, 화성시	5-3	안성시, 오산시, 평택시, 화성시
		5-4	용인시, 이천시, 광주시	5-4	여주군, 광주시, 양평군, 용인시, 이천시	5-4	여주군, 광주시, 양평군, 용인시, 이천시
		5-5	안산시, 군포시, 의왕시, 안양시, 과천시, 광명시, 부천시, 시흥시	5-5	안산시, 군포시, 의왕시, 안양시, 시흥시	5-5	안산시, 군포시, 의왕시, 안양시, 시흥시
	군지역	1-1	연천군, 가평군, 양평군, 여주군	-	-	-	-
강원	중소 도시	3-1	춘천시, 원주시	2-1	춘천시, 원주시	2-1	춘천시, 원주시
		3-2	강릉시, 속초시	2-2	강릉시, 속초시, 동해시, 삼척시, 태백시	2-2	강릉시, 속초시, 동해시, 삼척시, 태백시
		3-3	동해시, 삼척시, 태백시				
	군지역	2-1	고성군, 인제군, 양구군, 화천군, 철원군, 양양군	1-1	고성군, 인제군, 양구군, 화천군, 철원군, 양양군, 홍천군, 횡성군, 평창군, 정선군, 영월군	1-1	고성군, 인제군, 양구군, 화천군, 철원군, 양양군, 홍천군, 횡성군, 평창군, 정선군, 영월군
		2-2	홍천군, 횡성군, 평창군, 정선군, 영월군				
충북	중소 도시	2-1	청주시	1-1	청주시, 충주시, 제천시	1-1	청주시, 충주시, 제천시, 청원군
		2-2	충주시, 제천시				
	군지역	2-1	단양군, 음성군, 괴산군, 진천군, 증평군 <sup>2)</sup>	1-1	단양군, 음성군, 괴산군, 진천군, 증평군, 보은군, 옥천군, 영동군, 청원군	1-1	단양군, 음성군, 괴산군, 진천군, 보은군, 옥천군, 영동군, 증평군
		2-2	보은군, 옥천군, 영동군, 청원군				



(계속: 연도별 표본설계 지역군)

시·도	도시 규모 <sup>1)</sup>	'05~'07년		'08~'10년		'11~'12년	
		지역군	시·군·구	지역군	시·군·구	지역군	시·군·구
충남	중소 도시	3-1	아산시, 천안시	3-1	아산시, 천안시, 연기군	3-1	아산시, 천안시, 연기군
		3-2	공주시, 논산시, 계룡시 <sup>2)</sup>	3-2	공주시, 논산시, 계룡시, 금산군	3-2	계룡시, 공주시, 금산군, 논산시, 청양군, 부여군, 예산군
		3-3	서산시, 보령시	3-3	서산시, 보령시, 태안군, 홍성군	3-3	보령시, 서산시, 태안군, 홍성군, 당진군, 서천군
	군지역	3-1	연기군, 금산군	1-1	서천군, 부여군, 청양군, 예산군, 당진군	-	-
		3-2	서천군, 부여군, 청양군				
		3-3	홍성군, 예산군, 당진군, 태안군				
전북	중소 도시	3-1	군산시, 익산시	2-1	군산시, 익산시, 전주시	2-1	군산시, 익산시, 전주시, 완주군
		3-2	남원시, 정읍시	2-2	남원시, 정읍시, 김제시	2-2	남원시, 정읍시, 김제시, 부안군, 고창군, 진안군, 장수군, 임실군, 순창군, 무주군
		3-3	전주시, 김제시	-	-	-	-
	군지역	2-1	부안군, 고창군	1-1	부안군, 고창군, 진안군, 장수군, 임실군, 순창군, 무주군, 완주군	-	-
		2-2	무주군, 완주군, 진안군, 장수군, 임실군, 순창군				
전남	중소 도시	2-1	순천시, 광양시, 여주시	1-1	순천시, 광양시, 여주시, 나주시, 목포시	1-1	순천시, 광양시, 여주시, 나주시, 목포시
		2-2	나주시, 목포시				
	군지역	2-1	신안군, 영광군, 장성군, 담양군, 화순군, 곡성군, 구례군, 함평군, 무안군	2-1	신안군, 영광군, 장성군, 담양군, 화순군, 곡성군, 구례군, 함평군, 무안군	2-1	신안군, 영광군, 장성군, 담양군, 화순군, 곡성군, 구례군, 함평군, 무안군
		2-2	영암군, 해남군, 진도군, 완도군, 강진군, 장흥군, 보성군, 고흥군	2-2	영암군, 해남군, 진도군, 완도군, 강진군, 장흥군, 보성군, 고흥군	2-2	영암군, 해남군, 진도군, 완도군, 강진군, 장흥군, 보성군, 고흥군
경북	중소 도시	4-1	문경시, 상주시, 김천시, 구미시	2-1	문경시, 상주시, 김천시, 구미시, 안동시, 영주시	2-1	문경시, 상주시, 김천시, 구미시, 안동시, 영주시
		4-2	안동시, 영주시	2-2	영천시, 경산시, 포항시, 경주시	2-2	영천시, 경산시, 포항시, 경주시
		4-3	영천시, 경산시	-	-	-	-
		4-4	포항시, 경주시	-	-	-	-
	군지역	2-1	예천군, 의성군, 군위군, 칠곡군, 성주군, 고령군, 청도군	1-1	예천군, 의성군, 군위군, 칠곡군, 성주군, 고령군, 청도군, 울진군, 영양군, 영덕군, 청송군, 울릉군, 봉화군	1-1	예천군, 의성군, 군위군, 칠곡군, 성주군, 고령군, 청도군, 울진군, 영양군, 영덕군, 청송군, 울릉군, 봉화군
		2-2	봉화군, 울진군, 영양군, 영덕군, 청송군, 울릉군				
경남	중소 도시	4-1	밀양시, 김해시, 양산시	3-1	밀양시, 김해시, 양산시	3-1	밀양시, 김해시, 양산시
		4-2	통영시, 거제시	3-2	통영시, 거제시, 진주시, 사천시	3-2	통영시, 거제시, 진주시, 사천시
		4-3	창원시, 마산시, 진해시	3-3	창원시, 마산시, 진해시	3-3	창원시, 마산시, 진해시
		4-4	진주시, 사천시	-	-	-	-
	군지역	2-1	합천군, 창녕군, 의령군, 함안군, 고성군	2-1	합천군, 창녕군, 의령군, 함안군, 고성군	2-1	합천군, 창녕군, 의령군, 함안군, 고성군
		2-2	남해군, 하동군, 산청군, 함양군, 거창군	2-2	남해군, 하동군, 산청군, 함양군, 거창군	2-2	남해군, 하동군, 산청군, 함양군, 거창군
제주	중소 도시	2-1	제주시	2-1	제주시, 북제주군	2-1	제주시, 북제주군
		2-2	서귀포시	2-2	서귀포시, 남제주군	2-2	서귀포시, 남제주군
	군지역	2-1	북제주군	-	-	-	-
		2-2	남제주군	-	-	-	-


1) 도시규모는 표본설계상의 구분으로 대도시(특별시 및 광역시, 경기도의 일부 시), 중소도시(대도시를 제외한 시 및 일부 군지역), 군지역으로 분류

2) 2006년 행정구역 개편으로 '시'로 승격



## 부록2. 조사 안내문

### □ 학생용 안내문


건강향 청소년을 위한 즐거운 놀이

## 제8차(2012년) 청소년건강행태온라인조사

- 청소년건강행태온라인조사는 학생들의 건강생활습관을 파악하기 위한 국가조사이며, 여러분이 **우리나라 청소년 대표**로 선정되었습니다.
- **개인정보를 수집하지 않고**, 조사결과를 학교별로 제공하지 않으므로 안심하고 참여하면 됩니다.
- 여러분이 응답한 소중한 자료는 청소년 건강정책 및 사업계획수립에 활용되며 통계작성 목적 이외에는 절대로 사용할 수 없도록 통계법 제33조 및 제34조에 의해 엄격히 보호됩니다.

### < 참여 방법 >

- ① 청소년건강행태온라인조사 홈페이지(<http://yhs.cdc.go.kr>) 접속  
→ [설문참여] 버튼 클릭
- ② 참여번호 입력
- ③ 설문조사 참여에 동의하는 경우, [조사참여하기] 버튼 클릭
- ④ 설문 응답

주의사항

- **(조사내용 관련 질문 불가)** 설문내용에 관하여 선생님께 질문하거나 친구와 상의할 수 없으므로, 모르는 단어와 문장은 본인이 이해하는 수준에서 응답합니다.
- **(뒤로가기 버튼 사용 불가)** 이전 화면의 응답을 수정하기 위해 [뒤로가기] 버튼을 사용할 수 없습니다. 따라서 솔직하고 정확하게 응답한 후 [다음] 버튼을 클릭합니다.
- **(오류 발생시 본인의 참여번호로 재접속)** 오류 발생시, 설문조사 창을 닫고 처음 접속했던 참여번호로 다시 접속하면 오류가 발생했던 문항부터 조사가 가능합니다.
- **(반드시 응답완료 버튼 클릭)** 마지막 페이지에서 반드시 [응답완료] 버튼 클릭 후 “응답해 주셔서 감사합니다” 메시지를 확인해야 조사가 완료됩니다.


⑤ 설문 완료 후 답례품 받기 → 학생 스스로 안내문 폐기


### 건강중학교 1학년

## 참여번호 123-2-123-321

※오류 발생시 참여번호로 재접속해야 하므로 친구의 안내문과 섞이지 않도록 주의하세요!

교육과학기술부

보건복지부

질병관리본부

부록2 조사안내문 241

부록  
조사  
안내  
문



## □ 교사용 안내문(앞면)

(앞면)

### 제8차(2012년) 청소년건강행태온라인조사 조사지원 담당교사 안내문

※ 정확하고 신뢰성 있는 통계를 산출하기 위해서는 학생들이 솔직하게 응답할 수 있도록 조사 환경을 조성하는 것이 중요합니다. 이를 위해 조사 전에 아래 사항을 반드시 확인하여 주시기 바랍니다.

#### ■ 조사 1주일전 점검사항

##### ● 질병관리본부에서 보낸 택배물 내용 확인

※ 안내문 수량부족 및 인쇄상태 불량, 학생용 답례품의 구성(구강관리 세트: 칫솔+치약+치실)이 하나라도 빠졌거나 불량품이 있는 경우 질병관리본부에 연락

##### ① 학생용 안내문

- \* 1명 인쇄
- \* 1학년은 연두색, 2학년은 주황색, 3학년은 하늘색
- \* 학교명, 학년, 참여번호와 인쇄상태 확인
- \* 각 학생별 표본학교 학생수 + 각 학년별 여분 5매



##### ② 교사용 안내문

- \* 보라색
- \* 영면인쇄



##### ③ 답례품

- \* 학생용: 1, 2, 3학년 표본학교 총 학생수 + 여분 15개
- \* 교사용: 15개



##### ④ 통계집 2권



##### ● 학교 컴퓨터실 상황 점검

- ① 컴퓨터실에서 <http://yhs.cdc.go.kr> 홈페이지 접속 가능 여부 확인  
※ 홈페이지 접속이 안 되는 경우: 학교 컴퓨터실 담당자에게 사이트 차단 여부 확인 후 조치
- ② 학생들이 조사할 컴퓨터실에서 학생용 조사지침 동영상 자료 재생 여부 확인("홈페이지)조사지원 담당교사)로그인)조사수행자료" 메뉴에 게시, 빔프로젝트 및 스피커 기능 점검)  
※ 동영상 자료가 재생되지 않을 경우: 파워포인트 자료 활용

#### ■ 조사 당일 주의사항

조사 직전	<ul style="list-style-type: none"> <li>• 조사대상반의 출석부상 학생수와 출결사항 확인</li> <li>• 조사대상이 아닌 학생(지적장애 및 문자해독장애 학생, 일시적 사고 및 신체장애로 인해 스스로 손을 사용할 수 없는 학생, 한국어가 능숙하지 않은 학생(외국인, 다문화 자녀 등))이 있는지 담당교사에게 확인</li> <li>• 학년에 맞는 안내문과 담당교사 안내문, 답례품 지참</li> </ul>	
조사 절차 및 조사 수행  ※ 꼭! 조사지원 담당교사가 조사 진행 (담당교사를 제외한 교사 도움 가능)	자리배치	<ul style="list-style-type: none"> <li>• 입실하는 순서대로 혹은 무작위로 자리 배치</li> <li>• 컴퓨터 1대당 1명의 학생이 앉을 수 있도록 안내(시험시간과 비슷한 분위기 조성)</li> <li>※ 컴퓨터가 부족한 경우: 컴퓨터를 배정받지 못한 학생은 조사하고 있는 학생의 컴퓨터 화면이 보이지 않는 위치에서 조용히 대기시키고, 설문을 빨리 종료한 학생 자리에서 조사할 수 있도록 조치</li> </ul>
	안내문배부	<ul style="list-style-type: none"> <li>• 모든 학생은 각각 다른 참여번호를 사용해야 하므로 학년에 맞게 학생 1명당 1장씩 배부</li> <li>※ 사용가능한 참여번호가 부족한 경우: 질병관리본부에 즉시 연락</li> </ul>
	조사필요성 및 조사시 주의사항 설명	<ul style="list-style-type: none"> <li>• 학생용 조사지침 동영상(또는 파워포인트 자료)을 활용하여 학생 전체가 볼 수 있는 화면에서 재생</li> <li>※ 학생들에게 공지할 주의사항(동영상 또는 파워포인트 자료 내용에 포함) <ul style="list-style-type: none"> <li>- 학생용 안내문이 친구의 것과 섞이지 않도록 지도</li> <li>- 질문을 할 수 없고 학생이 이해하는 수준에서 응답하도록 하며 친구와 상의하지 못하게 지도</li> <li>- "뒤로가기" 버튼 사용 금지: 이전 화면의 설문 수정 불가</li> <li>- 조사 중 오류 발생할 경우 처음 로그인한 참여번호로 재로그인</li> <li>- 응답완료 후 "응답완료" 버튼 클릭하지 않으면 저장 실패</li> </ul> </li> </ul>
	조사진행	<ul style="list-style-type: none"> <li>• 학생들의 컴퓨터 화면이 보이지 않는 위치에서 감독</li> <li>• 조사를 먼저 완료한 학생은 설문을 진행하고 있는 학생들에게 방해가 되지 않도록 정중한 분위기 유지</li> <li>• 학생들에게 배부한 참여번호로 설문지 접속이 안 되는 경우: 여분의 안내문을 배부하여 새 참여번호로 접속하도록 지도</li> <li>• 조사수행 시간이 부족한 경우: 따로 남아서 조사에 참여할 필요없이 설문을 중단하도록 지도 → 결과보고에 해당 불참 사유와 인원 기록</li> </ul>
조사완료 후	<ul style="list-style-type: none"> <li>• 조사상황을 담당교사 안내문 뒷면 결과보고 양식에 기록 → 홈페이지에 등록</li> <li>• 학생용 안내문은 학생 스스로 폐기하도록 지도, 배부 후 남은 안내문은 담당교사가 폐기 처리</li> <li>• 학생용 답례품 배부(남은 답례품은 학교 자체적으로 해결)</li> </ul>	



### 부록3. 2012년 설문문항 빈도표

※빈도(가중치 미적용)와 백분율(가중치 적용)은 가중치 적용 여부가 다르니 주의하시기 바랍니다.

※일부 문항에서 논리적 오류 및 이상치(outlier)를 결측처리하였기 때문에 분석 대상자 수가 설문문항마다 다를 수 있습니다.

※다중응답 설문문항의 경우 백분율 합계는 100%가 아닙니다.

설문문항	빈도 (가중치 미적용)	백분율 (가중치 적용)
1. 평상시 자신의 건강상태가 어떻다고 생각합니까?		
① 매우 건강한 편이다	14,526	19.8
② 건강한 편이다	35,635	48.2
③ 보통이다	18,759	25.1
④ 건강하지 못한 편이다	4,983	6.6
⑤ 매우 건강하지 못한 편이다	283	0.4
2. 자신의 체형이 어떻다고 생각합니까?		
① 매우 마른 편이다	3,854	5.3
② 약간 마른 편이다	17,231	23.4
③ 보통이다	24,717	33.3
④ 약간 살이 찐 편이다	24,201	32.6
⑤ 매우 살이 찐 편이다	4,183	5.4
3. 평상시 얼마나 행복하다고 생각합니까?		
① 매우 행복한 편이다	13,771	18.6
② 약간 행복한 편이다	27,941	37.5
③ 보통이다	22,725	30.7
④ 약간 불행한 편이다	8,310	11.2
⑤ 매우 불행한 편이다	1,439	1.9
4. 평상시 치아나 잇몸 등 자신의 구강건강이 어떻다고 생각합니까?		
① 매우 좋은 편이다	5,339	7.3
② 좋은 편이다	20,926	28.4
③ 보통이다	30,850	41.4
④ 나쁜 편이다	15,694	21.0
⑤ 매우 나쁜 편이다	1,377	1.8
5. <u>최근 7일 동안, 아침식사를</u> (우유나 쥬스만 먹은 것은 제외) 한 날은 며칠입니까? ※빵, 설탕 또는 미숫가루, 죽, 시리얼 등으로 식사를 한 경우는 식사에 포함합니다.		
① 0일	9,400	12.6
② 1일	4,078	5.4
③ 2일	4,978	6.8
④ 3일	5,175	6.9
⑤ 4일	4,360	5.8
⑥ 5일	7,743	10.4
⑦ 6일	7,373	9.9
⑧ 7일	31,079	42.3



설 문 문 항	빈도 (가중치 미적용)	백분율 (가중치 적용)
6. <b>최근 7일 동안, 점심식사를</b> (우유나 주스만 먹은 것은 제외) 한 날은 며칠입니까? ※ 빵, 전식 또는 미숫가루, 죽, 시리얼 등으로 식사를 한 경우는 식사에 포함합니다.		
① 0일	5,876	7.7
② 1일	1,191	1.6
③ 2일	1,211	1.6
④ 3일	1,137	1.5
⑤ 4일	1,236	1.7
⑥ 5일	5,069	6.8
⑦ 6일	6,944	9.5
⑧ 7일	51,522	69.6
7. <b>최근 7일 동안, 저녁식사를</b> (우유나 주스만 먹은 것은 제외) 한 날은 며칠입니까? ※ 빵, 전식 또는 미숫가루, 죽, 시리얼 등으로 식사를 한 경우는 식사에 포함합니다.		
① 0일	5,362	7.1
② 1일	1,380	1.8
③ 2일	1,753	2.4
④ 3일	2,619	3.5
⑤ 4일	3,050	4.1
⑥ 5일	5,786	7.8
⑦ 6일	6,696	9.0
⑧ 7일	47,540	64.3
8. <b>최근 7일 동안, 과일(과일주스 제외)</b> 을 얼마나 자주 먹었습니까?		
① 최근 7일 동안 먹지 않았다	7,400	9.7
② 주 1~2번	24,456	32.2
③ 주 3~4번	21,524	29.0
④ 주 5~6번	7,545	10.4
⑤ 매일 1번	7,414	10.4
⑥ 매일 2번	3,613	5.1
⑦ 매일 3번 이상	2,234	3.1
9. <b>최근 7일 동안, 탄산음료</b> 를 얼마나 자주 마셨습니까?		
① 최근 7일 동안 마시지 않았다	20,677	27.8
② 주 1~2번	35,568	47.9
③ 주 3~4번	12,304	16.7
④ 주 5~6번	2,921	3.9
⑤ 매일 1번	1,361	1.8
⑥ 매일 2번	617	0.8
⑦ 매일 3번 이상	738	1.0
10. <b>최근 7일 동안, 피자, 햄버거, 치킨</b> 같은 <b>패스트푸드</b> 를 얼마나 자주 먹었습니까?		
① 최근 7일 동안 먹지 않았다	25,730	34.1
② 주 1~2번	40,048	54.4
③ 주 3~4번	6,633	9.0
④ 주 5~6번	1,012	1.4
⑤ 매일 1번	398	0.5
⑥ 매일 2번	163	0.2
⑦ 매일 3번 이상	202	0.3



설 문 문 항	빈도 (가중치 미적용)	백분율 (가중치 적용)
11. <b>최근 7일 동안, 라면이나 컵라면</b> 을 얼마나 자주 먹었습니까?		
① 최근 7일 동안 먹지 않았다	20,404	27.6
② 주 1~2번	36,914	49.9
③ 주 3~4번	13,062	17.5
④ 주 5~6번	2,510	3.3
⑤ 매일 1번	877	1.1
⑥ 매일 2번	199	0.3
⑦ 매일 3번 이상	220	0.3
12. <b>최근 7일 동안, 과자</b> 를 얼마나 자주 먹었습니까?		
① 최근 7일 동안 먹지 않았다	12,501	17.4
② 주 1~2번	31,801	43.1
③ 주 3~4번	20,540	27.3
④ 주 5~6번	5,158	6.8
⑤ 매일 1번	2,771	3.6
⑥ 매일 2번	870	1.1
⑦ 매일 3번 이상	545	0.7
13. <b>최근 7일 동안, 식사할 때 채소반찬(김치 제외)</b> 을 얼마나 자주 먹었습니까?		
① 최근 7일 동안 먹지 않았다	2,588	3.5
② 주 1~2번	11,760	15.9
③ 주 3~4번	17,499	23.6
④ 주 5~6번	10,141	13.7
⑤ 매일 1번	9,222	12.5
⑥ 매일 2번	10,141	13.8
⑦ 매일 3번 이상	12,835	17.1
14. <b>최근 7일 동안, 우유(현우유, 설탕우유 모두 포함)</b> 를 얼마나 자주 마셨습니까?		
① 최근 7일 동안 마시지 않았다	9,976	13.7
② 주 1~2번	15,530	21.2
③ 주 3~4번	14,893	20.3
④ 주 5~6번	11,388	14.7
⑤ 매일 1번	12,926	16.9
⑥ 매일 2번	5,354	7.3
⑦ 매일 3번 이상	4,119	5.7
15. <b>최근 12개월 동안, 학교에서(수업시간, 방생교육, 강당에서의 교육 등 모두 포함) 영양 및 식사습관에 대한 교육을 받은 적이 있습니까?</b>		
① 최근 12개월 동안 없다	46,812	63.8
② 최근 12개월 동안 있다	27,374	36.2
16. <b>최근 7일 동안, 심장박동이 정상시보다 증가하거나, 숨이 찬 정도의 신체활동을(종류에 상관없이) 하루에 총합이 60분 이상 한 날은 며칠입니까?</b>		
① 최근 7일 동안 없다	27,441	36.9
② 주 1일	12,820	17.1
③ 주 2일	11,368	15.5
④ 주 3일	9,124	12.3
⑤ 주 4일	4,551	6.2
⑥ 주 5일	3,950	5.4
⑦ 주 6일	1,363	1.9
⑧ 주 7일	3,569	4.7



설 문 문 항	빈도 (가중치 미적용)	백분율 (가중치 적용)
<p>17. <b>최근 7일 동안</b>, 숨이 많이 차거나 몸에 땀이 날 정도의 <b>격렬한 신체활동</b>을 20분 이상 한 날은 며칠입니까?</p> <p>※격렬한 신체활동: 조깅, 축구, 농구, 태권도, 등산, 빠른 속도의 자전거타기, 빠른 수영, 무거운 물건 나르기 등</p> <p>① 최근 7일 동안 없다</p> <p>② 주 1일</p> <p>③ 주 2일</p> <p>④ 주 3일</p> <p>⑤ 주 4일</p> <p>⑥ 주 5일 이상</p>	<p>20,229</p> <p>15,085</p> <p>13,982</p> <p>10,373</p> <p>4,891</p> <p>9,626</p>	<p>27.3</p> <p>20.2</p> <p>18.9</p> <p>14.1</p> <p>6.6</p> <p>12.9</p>
<p>18. <b>최근 7일 동안</b>, 평상시보다 숨이 약간 차는 정도의 <b>중등도 신체활동</b>을 30분 이상 한 날은 며칠입니까?</p> <p>※중등도 신체활동: 탁구, 가벼운 물건 나르기, 천천히 하는 수영, 시합으로 하지 않는 배구, 배드민턴 등</p> <p>① 최근 7일 동안 없다</p> <p>② 주 1일</p> <p>③ 주 2일</p> <p>④ 주 3일</p> <p>⑤ 주 4일</p> <p>⑥ 주 5일 이상</p>	<p>18,823</p> <p>16,718</p> <p>15,293</p> <p>10,608</p> <p>4,454</p> <p>8,290</p>	<p>25.6</p> <p>22.3</p> <p>20.5</p> <p>14.3</p> <p>6.0</p> <p>11.2</p>
<p>19. <b>최근 7일 동안</b>, 팔굽혀펴기, 윗몸일으키기, 역기 들기, 아령, 철봉, 평행봉 같은 <b>근육 힘을 키우는 운동</b>(근력강화운동)을 한 날은 며칠입니까?</p> <p>① 최근 7일 동안 없다</p> <p>② 주 1일</p> <p>③ 주 2일</p> <p>④ 주 3일</p> <p>⑤ 주 4일</p> <p>⑥ 주 5일 이상</p>	<p>38,336</p> <p>13,527</p> <p>8,224</p> <p>5,889</p> <p>2,498</p> <p>5,712</p>	<p>51.7</p> <p>18.1</p> <p>11.0</p> <p>8.0</p> <p>3.4</p> <p>7.8</p>
<p>20. <b>최근 7일 동안</b>, 한번에 적어도 10분 이상 걷은 날은 며칠입니까?</p> <p>※등하교, 이동 및 운동을 위해 걷는 것을 모두 포함하여 대답해 주십시오.</p> <p>① 전혀 하지 않았다 → 22번</p> <p>② 주 1일 → 21번</p> <p>③ 주 2일 → 21번</p> <p>④ 주 3일 → 21번</p> <p>⑤ 주 4일 → 21번</p> <p>⑥ 주 5일 → 21번</p> <p>⑦ 주 6일 → 21번</p> <p>⑧ 주 7일 → 21번</p>	<p>3,579</p> <p>3,221</p> <p>4,100</p> <p>4,756</p> <p>3,624</p> <p>9,912</p> <p>5,331</p> <p>39,663</p>	<p>4.5</p> <p>4.0</p> <p>5.2</p> <p>6.2</p> <p>4.8</p> <p>13.3</p> <p>7.2</p> <p>54.8</p>
<p>21. 이러한 날 중 하루 동안 걷는 시간은 보통 얼마나 됩니까?</p> <p>하루에 □□시간 □□분</p>	-	-
<p>22. <b>지난주, 주중(월~금요일)</b> 여가시간에 TV보기, 게임, 인터넷, 수다떨기 등으로 <b>앉아서 보낸 시간</b>이 하루에 보통 몇 시간 정도입니까?</p> <p>※숙제나 공부를 하기 위해 TV를 보거나 컴퓨터를 사용한 것, 교육방송 시청(EBS 등)은 제외합니다.</p> <p>① 하루 1시간 미만</p> <p>② 하루 1시간~2시간 미만</p> <p>③ 하루 2시간~3시간 미만</p> <p>④ 하루 3시간~4시간 미만</p> <p>⑤ 하루 4시간 이상</p>	<p>16,570</p> <p>22,363</p> <p>16,835</p> <p>8,085</p> <p>10,333</p>	<p>21.9</p> <p>30.1</p> <p>23.0</p> <p>11.0</p> <p>13.9</p>



설 문 문 항	빈도 (가중치 미적용)	백분율 (가중치 적용)
<b>23. 지난주 주말(토~일요일) 여가시간에 TV보기, 게임, 인터넷, 수다떨기 등으로 <u>아아서 보낸</u> 시간이 하루에 보통 몇 시간 정도입니까?</b> <b>※숙제나 공부를 하기 위해 TV를 보거나 컴퓨터를 사용한 것, 교육방송 시청(EBS 등)은 제외합니다.</b>		
① 하루 1시간 미만	7,753	10.4
② 하루 1시간~2시간 미만	14,324	19.4
③ 하루 2시간~3시간 미만	18,067	24.7
④ 하루 3시간~4시간 미만	13,297	18.0
⑤ 하루 4시간 이상	20,745	27.5
<b>24. 최근 7일 동안, 체육시간에 운동장이나 체육관에서 직접 운동을 한 적은 몇 번 있었습니까?</b> <b>※교실에서 하는 자습이나 이론수업은 제외합니다.</b>		
① 최근 7일 동안 없다	16,611	22.9
② 일주일에 1번	12,111	16.3
③ 일주일에 2번	22,034	30.3
④ 일주일에 3번 이상	23,430	30.5
<b>25. 최근에 측정한 키(신장)는 얼마입니까? (     )cm(평균±표준편차)</b> <b>※소수점 첫째자리까지 입력 가능합니다.</b>		
	남자	여자
중1	158.9±8.0	156.3±5.7
중2	165.7±7.3	158.7±5.2
중3	170.1±6.3	160.1±5.1
고1	172.3±5.6	160.7±5.1
고2	173.7±5.5	160.9±5.1
고3	174.2±5.5	161.2±5.1
<b>26. 최근에 측정한 몸무게(체중)는 얼마입니까? (     )kg(평균±표준편차)</b> <b>※소수점 첫째자리까지 입력 가능합니다.</b>		
	남자	여자
중1	50.7±10.8	47.5±8.2
중2	56.1±11.2	50.1±7.7
중3	60.1±11.1	51.9±7.4
고1	62.8±10.9	53.1±7.4
고2	64.6±10.2	53.9±7.5
고3	66.4±10.3	54.5±7.4
<b>[분기형] 27. 최근 30일 동안, 체중을 조절하기 위해 노력한 적이 있습니까?</b>		
① 최근 30일 동안 체중을 조절하기 위해 별다른 노력을 하지 않았다	→ 29번	38,649 52.2
② 최근 30일 동안 체중을 줄이기 위해 노력했다	→ 28번	24,166 32.4
③ 최근 30일 동안 체중을 늘리기 위해 노력했다	→ 28번	4,291 5.9
④ 최근 30일 동안 현재 체중을 유지하기 위해 노력했다	→ 28번	7,080 9.5



설 문 문 항	빈도 (가중치 미적용)	백분율 (가중치 적용)
---------	--------------------	--------------------

**[27번 문항 ②~④번 응답자]**

28. **최근 30일 동안**, 체중조절을 위해 **시도해 보았던 방법**을 표시하세요.

체중조절을 위해 시도해 보았던 방법	①없다		②있다	
	빈도 (가중치 미적용)	백분율 (가중치 적용)	빈도 (가중치 미적용)	백분율 (가중치 적용)
1) 규칙적인 운동	11,672	32.8	23,865	67.2
2) 단식(24시간이상 굶은 경우)	32,812	92.3	2,725	7.7
3) 식사량을 줄임	11,832	33.3	23,705	66.7
4) 의사 처방을 받아 살 빼는 약 먹음	34,906	98.2	631	1.8
5) 의사 처방 없이 마음대로 살 빼는 약 먹음	34,853	98.0	684	2.0
6) 설사약 또는 이노제	34,780	97.9	757	2.1
7) 식사 후 구토	34,478	97.0	1,059	3.0
8) 한 가지 음식만 먹는 다이어트(예: 포도, 달걀, 우유 다이어트 등)	32,739	92.2	2,798	7.8
9) 한약	33,325	93.7	2,212	6.3
10) 다이어트식품	31,666	89.0	3,871	11.0

**[분기형] 29. 평상시 스트레스를 얼마나 느끼고 있습니까?**

① 대단히 많이 느낀다	→ 30번	8,814	11.7
② 많이 느낀다	→ 30번	22,552	30.1
③ 조금 느낀다	→ 30번	30,402	41.4
④ 별로 느끼지 않는다	→ 30번	10,491	14.1
⑤ 전혀 느끼지 않는다	→ 32번	1,927	2.6

**[29번 문항 ①~④번 응답자] 30. 스트레스를 받는 가장 큰 원인은 무엇입니까?**

① 부모님과의 갈등(간섭, 차별대우, 지나친 기대, 무관심, 학대 등)	11,158	15.7
② 가정형편(경제적 어려움, 집안환경, 부모의 불화, 별거, 이혼 등)	3,464	4.7
③ 선생님과의 갈등	1,902	2.5
④ 교우관계(폭력, 따돌림, 선후배 관계, 이성 문제, 친구와의 갈등 등)	6,924	9.0
⑤ 성적(시험, 입시), 진로에 대한 부담	39,528	55.6
⑥ 건강문제	1,368	1.8
⑦ 외모(키, 체형, 생김새 등)	7,915	10.7

**[29번 문항 ①~④번 응답자]**

31. 스트레스를 풀기 위해 주로 어떻게 합니까?(주된 방법 3개까지 선택 가능)


① 영화, 드라마, 예능프로그램, 애니메이션 등 보기(TV, 인터넷 등으로 보는 것 모두 포함)	27,617	37.4
② 노래하기(집, 노래방 등에서 부르는 것 모두 포함)	12,749	17.3
③ 수다떨기(만나서 이야기하기, 전화통화 등 모두 포함)	17,565	23.7
④ 운동하기(종류에 상관없이 모든 운동 포함)	14,075	19.0
⑤ 먹기	11,053	14.9
⑥ 잠자기	16,480	22.3
⑦ 소설, 만화 읽기(책, 인터넷 웹툰, 스마트폰 등에서 보는 것 모두 포함)	10,288	13.8
⑧ 음악 듣기	27,269	36.7
⑨ 게임(인터넷, 게임기, 핸드폰, PC방, 오락실 등에서 하는 것 모두 포함)	22,984	31.1
⑩ 적절한 방법이 없다	3,015	3.9
⑪ 기타( )	4,197	5.6



설문문항

빈도 (가중치 미적용)	백분율 (가중치 적용)																																																																
32. <b>최근 7일 동안</b> , 잠을 잔 시간이 피로회복에 충분하다고 생각합니까?																																																																	
① 매우 충분하다	5,871 7.8																																																																
② 충분하다	15,300 20.6																																																																
③ 그저 그렇다	24,540 33.1																																																																
④ 충분하지 않다	19,578 26.4																																																																
⑤ 전혀 충분하지 않다	8,897 12.0																																																																
33. <b>지난주, 주중(월~금요일)에 잠자리에 든 시각과 일어난 시각</b> 은 보통 몇 시, 몇 분입니까?																																																																	
<table><tr><td>구분</td><td colspan="4">시각</td></tr><tr><td>1) 지난주 주중(월~금요일)에 잠자리에 든 시각</td><td>시</td><td><input type="text"/></td><td>분</td><td><input type="text"/></td></tr><tr><td>2) 지난주 주중(월~금요일)에 일어난 시각</td><td>시</td><td><input type="text"/></td><td>분</td><td><input type="text"/></td></tr></table>	구분	시각				1) 지난주 주중(월~금요일)에 잠자리에 든 시각	시	<input type="text"/>	분	<input type="text"/>	2) 지난주 주중(월~금요일)에 일어난 시각	시	<input type="text"/>	분	<input type="text"/>	- -																																																	
구분	시각																																																																
1) 지난주 주중(월~금요일)에 잠자리에 든 시각	시	<input type="text"/>	분	<input type="text"/>																																																													
2) 지난주 주중(월~금요일)에 일어난 시각	시	<input type="text"/>	분	<input type="text"/>																																																													
34. <b>최근 12개월 동안 2주 내내 일상생활을 중단할 정도로 슬프거나 절망감을 느낀 적이 있었습니까?</b>																																																																	
① 최근 12개월 동안 없다	51,441 69.5																																																																
② 최근 12개월 동안 있다	22,745 30.5																																																																
35. <b>최근 12개월 동안, 심각하게 자살을 생각한 적이 있었습니까?</b>																																																																	
① 최근 12개월 동안 없다	60,551 81.7																																																																
② 최근 12개월 동안 있다	13,635 18.3																																																																
36. <b>최근 12개월 동안, 자살하기 위해 구체적인 계획을 세운 적이 있었습니까?</b>																																																																	
① 최근 12개월 동안 없다	69,477 93.7																																																																
② 최근 12개월 동안 있다	4,709 6.3																																																																
<b>[분기형]</b> 37. <b>최근 12개월 동안, 자살을 시도한 적이 있었습니까?</b>																																																																	
① 최근 12개월 동안 없다 → 39번	71,168 95.9																																																																
② 최근 12개월 동안 있다 → 38번	3,018 4.1																																																																
<b>[37번 문항 ②번 응답자]</b>																																																																	
38. <b>최근 12개월 동안, 자살을 시도하여 병원에서 치료를 받은 적이 있었습니까?</b>																																																																	
① 최근 12개월 동안 없다	2,602 86.1																																																																
② 최근 12개월 동안 있다	416 13.9																																																																
39. <b>어제 하루 동안, 칫솔질을 언제 하였습니까?</b> (식사 전, 후는 중복선택 가능)																																																																	
<table><tr><td rowspan="3"></td><td colspan="6">칫솔질 함</td><td colspan="4">칫솔질 안 함</td></tr><tr><td colspan="2">①식사 전에 함</td><td colspan="2">②식사 후에 함</td><td colspan="2">③식사를 하지 않았으나 칫솔질 함</td><td colspan="2">④식사를 했으나 칫솔질을 안 함</td><td colspan="2">⑤식사를 하지 않아 칫솔질 안 함</td></tr><tr><td>빈도 (가중치 미적용)</td><td>백분율 (가중치 적용)</td><td>빈도 (가중치 미적용)</td><td>백분율 (가중치 적용)</td><td>빈도 (가중치 미적용)</td><td>백분율 (가중치 적용)</td><td>빈도 (가중치 미적용)</td><td>백분율 (가중치 적용)</td><td>빈도 (가중치 미적용)</td><td>백분율 (가중치 적용)</td></tr><tr><td>1) 아침</td><td>15,275</td><td>20.7</td><td>48,926</td><td>66.0</td><td>8,809</td><td>11.9</td><td>2,844</td><td>3.7</td><td>2,197</td><td>2.8</td></tr><tr><td>2) 점심</td><td>1,295</td><td>1.8</td><td>35,634</td><td>46.3</td><td>1,376</td><td>1.9</td><td>34,589</td><td>48.3</td><td>1,855</td><td>2.5</td></tr><tr><td>3) 저녁</td><td>2,469</td><td>3.3</td><td>63,242</td><td>85.6</td><td>1,856</td><td>2.5</td><td>6,873</td><td>9.0</td><td>1,174</td><td>1.5</td></tr></table>		칫솔질 함						칫솔질 안 함				①식사 전에 함		②식사 후에 함		③식사를 하지 않았으나 칫솔질 함		④식사를 했으나 칫솔질을 안 함		⑤식사를 하지 않아 칫솔질 안 함		빈도 (가중치 미적용)	백분율 (가중치 적용)	빈도 (가중치 미적용)	백분율 (가중치 적용)	빈도 (가중치 미적용)	백분율 (가중치 적용)	빈도 (가중치 미적용)	백분율 (가중치 적용)	빈도 (가중치 미적용)	백분율 (가중치 적용)	1) 아침	15,275	20.7	48,926	66.0	8,809	11.9	2,844	3.7	2,197	2.8	2) 점심	1,295	1.8	35,634	46.3	1,376	1.9	34,589	48.3	1,855	2.5	3) 저녁	2,469	3.3	63,242	85.6	1,856	2.5	6,873	9.0	1,174	1.5	
		칫솔질 함						칫솔질 안 함																																																									
		①식사 전에 함		②식사 후에 함		③식사를 하지 않았으나 칫솔질 함		④식사를 했으나 칫솔질을 안 함		⑤식사를 하지 않아 칫솔질 안 함																																																							
	빈도 (가중치 미적용)	백분율 (가중치 적용)	빈도 (가중치 미적용)	백분율 (가중치 적용)	빈도 (가중치 미적용)	백분율 (가중치 적용)	빈도 (가중치 미적용)	백분율 (가중치 적용)	빈도 (가중치 미적용)	백분율 (가중치 적용)																																																							
1) 아침	15,275	20.7	48,926	66.0	8,809	11.9	2,844	3.7	2,197	2.8																																																							
2) 점심	1,295	1.8	35,634	46.3	1,376	1.9	34,589	48.3	1,855	2.5																																																							
3) 저녁	2,469	3.3	63,242	85.6	1,856	2.5	6,873	9.0	1,174	1.5																																																							
40. <b>어제 하루 동안, 아래의 경우에 칫솔질을 하였습니까?</b>																																																																	
<table><tr><td rowspan="2"></td><td colspan="2">①칫솔질 함</td><td colspan="2">②칫솔질 안 함</td><td colspan="2">③해당 없음</td></tr><tr><td>빈도 (가중치 미적용)</td><td>백분율 (가중치 적용)</td><td>빈도 (가중치 미적용)</td><td>백분율 (가중치 적용)</td><td>빈도 (가중치 미적용)</td><td>백분율 (가중치 적용)</td></tr><tr><td>1) 잠자기 전</td><td>58,667</td><td>80.1</td><td>15,187</td><td>19.5</td><td>332</td><td>0.5</td></tr><tr><td>2) 간식 먹은 후</td><td>15,970</td><td>21.4</td><td>36,423</td><td>49.3</td><td>21,793</td><td>29.3</td></tr></table>		①칫솔질 함		②칫솔질 안 함		③해당 없음		빈도 (가중치 미적용)	백분율 (가중치 적용)	빈도 (가중치 미적용)	백분율 (가중치 적용)	빈도 (가중치 미적용)	백분율 (가중치 적용)	1) 잠자기 전	58,667	80.1	15,187	19.5	332	0.5	2) 간식 먹은 후	15,970	21.4	36,423	49.3	21,793	29.3																																						
		①칫솔질 함		②칫솔질 안 함		③해당 없음																																																											
	빈도 (가중치 미적용)	백분율 (가중치 적용)	빈도 (가중치 미적용)	백분율 (가중치 적용)	빈도 (가중치 미적용)	백분율 (가중치 적용)																																																											
1) 잠자기 전	58,667	80.1	15,187	19.5	332	0.5																																																											
2) 간식 먹은 후	15,970	21.4	36,423	49.3	21,793	29.3																																																											



설 문 문 항	빈도 (가중치 미적용)	백분율 (가중치 적용)
<b>[분기형]</b> 41. <b>최근 7일 동안, 학교에서 점심식사 후 칫솔질을 얼마나 자주 하였습니다か?</b> ① 항상 했다 → 43번 ② 대부분 했다 → 43번 ③ 가끔 했다 → 43번 ④ 안했다 → 42번	19,198 11,157 12,210 31,621	24.1 14.5 16.3 45.0
<b>[41번 문항 ④번 응답자]</b> 42. <b>최근 7일 동안, 학교에서 점심식사 후 칫솔질을 하지 않는 이유는 무엇입니까?</b> ① 수도시설, 세면대 등 이를 닦을 수 있는 시설이 부족해서 ② 칫솔, 치약 등을 가지고 다니기 귀찮아서 ③ 이 닦을 시간이 없어서 ④ 이 닦을 필요성을 느끼지 않아서 ⑤ 친구들이 하지 않아서(혼자만 이를 닦기 싫어서)	2,459 17,911 3,564 4,051 3,636	8.2 56.5 11.0 13.0 11.3
<b>[분기형]</b> 43. <b>최근 12개월 동안, 치과진료(치과, 보건소에서의 구강검진 포함)를 받은 적이 있습니까?</b> ※치과진료는 구강검진, 치료, 치열교정, 예방시술(실란트, 스케일링, 불소도포) 등을 포함합니다. ① 최근 12개월 동안 없다 → 47번 ② 연 1회 → 44번 ③ 연 2회 → 44번 ④ 연 3회 → 44번 ⑤ 연 4회 이상 → 44번	26,121 23,803 12,383 3,958 7,921	35.3 32.0 16.6 5.4 10.8
<b>[43번 문항 ②~⑤번 응답자]</b> 44. <b>최근 12개월 동안, 실란트(치아 홈메우기)를 받은 적이 있습니까?</b> ※실란트는 충치를 예방하기 위하여 어금니 뒷면 홈을 메우는 것 <div style="display: flex; justify-content: space-around; align-items: center;"> <div style="text-align: center;">  <p>치료전</p> </div> <div style="text-align: center;">  <p>치료후</p> </div> </div> ① 최근 12개월 동안 없다 ② 최근 12개월 동안 있다	29,083 18,982	60.7 39.3
<b>[43번 문항 ②~⑤번 응답자]</b> 45. <b>최근 12개월 동안, 불소도포를 받은 적이 있습니까?</b> ※불소도포는 충치를 예방하기 위하여 불소를 치아에 발라주는 것 <div style="display: flex; justify-content: space-around; align-items: center;">   </div> ① 최근 12개월 동안 없다 ② 최근 12개월 동안 있다	41,298 6,767	87.2 12.8
<b>[43번 문항 ②~⑤번 응답자]</b> 46. <b>최근 12개월 동안, 스케일링을 받은 적이 있습니까?</b> ※스케일링은 치아에 붙어있는 딱딱한 치석과 세균막(플라그)을 제거하는 것  ① 최근 12개월 동안 없다 ② 최근 12개월 동안 있다	33,615 14,450	69.1 30.9



설 문 문 항	빈도 (가중치 미적용)	백분율 (가중치 적용)
---------	--------------------	--------------------

47. **최근 12개월 동안**, 다음과 같은 증상을 경험한 적이 있습니까?

증 상	①없다		②있다	
	빈도 (가중치 미적용)	백분율 (가중치 적용)	빈도 (가중치 미적용)	백분율 (가중치 적용)
<b>[분기형]</b> 1) 치아가 깨지거나 부러짐	64,589	87.3	9,597	12.7
<b>[47-1]번 문항 ②번 응답자]</b>	→ 47-2번		→ 47-1-1번	
1-1) 운동이나 사고로 인해 치아가 깨지거나 부러짐	5,637	57.9	3,960	42.1
2) 차갑거나 뜨거운 음료 혹은 음식을 마시거나 먹을 때 치아가 아픔	45,366	61.4	28,820	38.6
3) 치아가 쑤시고 욱신거리고 아픔	53,233	72.0	20,953	28.0
4) 잇몸이 아프거나 피가 남	59,385	80.2	14,801	19.8
5) 혀 또는 입 안쪽 뺨이 욱신거리며 아픔	65,167	87.8	9,019	12.2
6) 불쾌한 입 냄새가 남	56,719	76.6	17,467	23.4

48. **최근 12개월 동안**, 학교에서(수업시간, 방송교육, 강당에서의 교육 등 모두 포함)

치아(구강)건강 교육을 받은 적이 있습니까?

① 최근 12개월 동안 없다	57,897	79.0
② 최근 12개월 동안 있다	16,289	21.0

49. **최근 7일 동안**, 얼마나 자주 손을 씻었습니까?

손씻기	①항상 씻었다		②대부분 씻었다		③가끔 씻었다		④전혀 씻지 않았다	
	빈도 (가중치 미적용)	백분율 (가중치 적용)	빈도 (가중치 미적용)	백분율 (가중치 적용)	빈도 (가중치 미적용)	백분율 (가중치 적용)	빈도 (가중치 미적용)	백분율 (가중치 적용)
1) 학교에서 식사하기 전	14,882	20.0	23,554	31.6	28,053	37.8	7,697	10.7
2) 학교에서 화장실 다녀온 후	45,667	61.8	20,865	28.0	6,804	9.1	850	1.2
3) 집에서 식사하기 전	28,735	39.5	24,230	32.6	17,483	23.0	3,738	4.9
4) 집에서 화장실 다녀온 후	46,980	63.9	17,393	23.2	8,271	10.9	1,542	2.0
5) 외출 후 집에 돌아왔을 때	40,543	55.6	19,173	25.5	12,097	15.8	2,373	3.0

50. **최근 7일 동안**, “비누를 이용하여” 얼마나 자주 손을 씻었습니까?

비누를 이용하여 손씻기	①항상 씻었다		②대부분 씻었다		③가끔 씻었다		④전혀 씻지 않았다	
	빈도 (가중치 미적용)	백분율 (가중치 적용)	빈도 (가중치 미적용)	백분율 (가중치 적용)	빈도 (가중치 미적용)	백분율 (가중치 적용)	빈도 (가중치 미적용)	백분율 (가중치 적용)
1) 학교에서 식사하기 전	10,374	14.2	15,126	20.1	26,311	35.2	22,375	30.5
2) 학교에서 화장실 다녀온 후	22,906	31.0	18,322	24.5	18,648	24.8	14,310	19.7
3) 집에서 식사하기 전	26,351	36.5	20,063	26.9	18,622	24.5	9,150	12.0
4) 집에서 화장실 다녀온 후	36,355	49.8	17,578	23.4	13,695	18.0	6,558	8.7
5) 외출 후 집에 돌아왔을 때	37,298	51.4	17,091	22.8	13,915	18.2	5,882	7.7

51. **최근 12개월 동안**, 학교에서(수업시간, 방송교육, 강당에서의 교육 등 모두 포함) 손씻기

등 개인위생 교육을 받은 적이 있습니까?

① 최근 12개월 동안 없다	54,249	73.2
② 최근 12개월 동안 있다	19,937	26.8



설 문 문 항										빈도 (가중치 미적용)	백분율 (가중치 적용)
---------	--	--	--	--	--	--	--	--	--	--------------------	--------------------

52. 승용차나 택시, 고속버스를 탈 때 안전벨트를 맵니까?

구분		①탄 적이 없다		②항상 맴다		③대체로 맴는 편이다		④가끔 맴는 편이다		⑤전혀 맴지 않는다	
		빈도 (가중치 미적용)	백분율 (가중치 적용)	빈도 (가중치 미적용)	백분율 (가중치 적용)	빈도 (가중치 미적용)	백분율 (가중치 적용)	빈도 (가중치 미적용)	백분율 (가중치 적용)	빈도 (가중치 미적용)	백분율 (가중치 적용)
승용차나 택시	1)앞좌석	7,220	10.1	28,907	39.6	15,109	20.1	11,734	15.3	11,216	14.8
	2)뒷좌석	2,227	3.1	5,791	7.9	6,258	8.4	14,611	19.6	45,299	60.9
3)고속버스		4,527	6.4	22,837	31.4	16,059	21.9	13,740	18.2	17,023	22.1

53. **최근 12개월 동안, 오토바이**를 탈 때(본인이 운전하거나 뒷자리에 동승할 때 모두 포함)

헬멧을 착용했습니까?

① 최근 12개월 동안 탄 적이 없었다	62,490	85.0
② 항상 착용했다	1,591	2.1
③ 대체로 착용한 편이다	1,368	1.9
④ 가끔 착용했다	1,717	2.2
⑤ 전혀 착용하지 않았다	7,020	8.9

54. **최근 12개월 동안, 자전거**를 탈 때 헬멧을 착용했습니까?

① 최근 12개월 동안 탄 적이 없었다	37,745	51.5
② 항상 착용했다	887	1.2
③ 대체로 착용한 편이다	947	1.3
④ 가끔 착용했다	1,570	2.1
⑤ 전혀 착용하지 않았다	33,037	43.8

55. **최근 12개월 동안**, 친구, 선배, 성인에게 폭력(신체적 폭행, 협박, 따돌림 등에 의하여 신체·정신 또는 재산상의 피해)을 당해 병원에서 치료를 받은 적이 있습니까?

① 0번	71,606	96.5
② 1번	1,044	1.4
③ 2번	425	0.6
④ 3번	411	0.6
⑤ 4번	203	0.3
⑥ 5번	95	0.1
⑦ 6번 이상	402	0.6

**[분기형]** 56. 지금까지 1잔 이상 술을 마셔본 적이 있습니까?

※제사, 차례 또는 성찬식(종교의식) 때 몇 모금 마셔본 것은 제외합니다.

① 없다 → 64번	39,183	53.0
② 있다 → 57번	35,003	47.0

**[56번 문항 ②번 응답자]** 57. 처음으로 1잔 이상 술을 마셔본 때는 언제입니까?

※제사, 차례 또는 성찬식(종교의식) 때 몇 모금 마셔본 것은 제외합니다.

① 초등학교 입학 전	1,735	4.9
② 초등학교 1학년	308	0.9
③ 초등학교 2학년	504	1.4
④ 초등학교 3학년	856	2.5
⑤ 초등학교 4학년	1,144	3.2
⑥ 초등학교 5학년	1,689	4.8
⑦ 초등학교 6학년	3,548	10.0
⑧ 중학교 1학년	5,428	15.2
⑨ 중학교 2학년	6,574	18.6
⑩ 중학교 3학년	6,367	18.4
⑪ 고등학교 1학년	3,980	11.7
⑫ 고등학교 2학년	2,118	6.3
⑬ 고등학교 3학년	681	2.1



설 문 문 항	빈도 (가중치 미적용)	백분율 (가중치 적용)		
<b>[56번 문항 ②번 응답자]</b> 58. <u>최근 30일 동안, 1잔 이상 술을 마신 날은 며칠입니까?</u>				
① 최근 30일 동안 없다 → 64번	20,680	58.7		
② 월 1~2일 → 59번	8,392	24.1		
③ 월 3~5일 → 59번	2,799	8.0		
④ 월 6~9일 → 59번	1,445	4.2		
⑤ 월 10~19일 → 59번	1,009	2.8		
⑥ 월 20~29일 → 59번	448	1.3		
⑦ 매일 → 59번	230	0.7		
<b>[58번 문항 ②~⑦번 응답자]</b> 59. <u>최근 30일 동안, 술을 마실 때 평균량은 얼마입니까?</u>				
① 소주 1~2잔(맥주 1병 이하)	5,874	40.7		
② 소주 3~4잔(맥주 2병, 양주 3잔)	2,669	18.7		
③ 소주 5~6잔(맥주 3병, 양주 5잔)	1,583	11.0		
④ 소주 1병~2병 미만(맥주 4병, 양주 6잔)	2,786	19.3		
⑤ 소주 2병 이상(맥주 8병, 양주 12잔)	1,411	10.2		
<b>[58번 문항 ②~⑦번 응답자]</b> 60. <u>최근 12개월 동안, 다음의 경험을 한 적이 있습니까?</u>				
	①없다	②있다		
	빈도 (가중치 미적용)	백분율 (가중치 적용)	빈도 (가중치 미적용)	백분율 (가중치 적용)
1) 스트레스를 풀기 위해 또는 어울리기 위해 술을 마신 경험	5,372	37.6	8,951	62.4
2) 혼자서 술을 마신 경험	10,485	73.6	3,838	26.4
3) 가족이나 친구로부터 술을 줄이라는 충고를 들은 경험	12,211	85.2	2,112	14.8
4) 술을 마시고 오토바이나 자전거 운전을 하거나 술을 마신 사람이 운전하는 오토바이나 자동차에 탑승한 경험	12,446	87.2	1,877	12.8
5) 술을 마시고 기억이 끊긴 경험	10,837	76.0	3,486	24.0
6) 술을 마시고 다른 사람과 시비를 벌인 경험	12,626	87.9	1,697	12.1
<b>[58번 문항 ②~⑦번 응답자]</b>				
61. <u>최근 30일 동안, 본인이 마신 술을 어떻게 구했습니까?</u> (주된 방법 하나만 선택)				
① 최근 30일 동안 술을 구하려고 한 적이 없다			2,142	15.0
② 집, 친구 집에 있는 술을 마셨다			3,415	23.1
③ 편의점, 가게 등에서 샀다			4,466	31.0
④ PC방, 비디오방, 노래방에서 주문했다			121	0.9
⑤ 식당, 소주방, 호프집, 나이트 클럽 등 술집에서 주문했다			1,991	14.9
⑥ 성인으로부터 얻어서 마셨다			2,188	15.2
62. <u>최근 30일 동안, 편의점이나 가게 등에서 술을 사려고 했을 때 어떠했습니까?</u>				
① 최근 30일 동안 술을 사려고 한 적이 없다			63,858	86.0
② 술을 사는 것이 불가능했다			1,809	2.4
③ 많이 노력하면 살 수 있었다			1,193	1.6
④ 조금만 노력하면 살 수 있었다			3,689	5.0
⑤ 노력 없이도 쉽게 살 수 있었다			3,637	5.0
63. <u>최근 12개월 동안, 학교에서(수업시간, 방송교육, 강당에서의 교육 등 모두 포함) 술(알코올)에 관한 교육을 받은 적이 있습니까?</u>				
① 최근 12개월 동안 없다			48,693	65.7
② 최근 12개월 동안 있다			25,493	34.3
<b>[분기형]</b> 64. <u>지금까지 담배를 한 두 모금이라도 피워본 적이 있습니까?</u>				
① 없다 → 70번			55,888	75.4
② 있다 → 65번			18,298	24.6



설 문 문 항	빈도 (가중치 미적용)	백분율 (가중치 적용)
<b>[64번 문항 ②번 응답자]</b> 65. 처음으로 담배를 한 두 모금이라도 피워본 때는 언제입니까?		
① 초등학교 입학 전	455	2.4
② 초등학교 1학년	109	0.5
③ 초등학교 2학년	254	1.3
④ 초등학교 3학년	425	2.2
⑤ 초등학교 4학년	639	3.4
⑥ 초등학교 5학년	961	5.2
⑦ 초등학교 6학년	2,652	14.6
⑧ 중학교 1학년	4,304	24.0
⑨ 중학교 2학년	4,166	22.9
⑩ 중학교 3학년	2,553	14.1
⑪ 고등학교 1학년	1,131	6.3
⑫ 고등학교 2학년	425	2.3
⑬ 고등학교 3학년	160	0.9
<b>[64번 문항 ②번 응답자]</b> 66. <u>최근 30일 동안</u> 담배를 한 대(한 개비)라도 피운 날은 며칠입니까?		
① 최근 30일 동안 없다 → 73번	9,936	53.8
② 월 1~2일 → 70번	1,592	8.4
③ 월 3~5일 → 70번	714	3.8
④ 월 6~9일 → 70번	557	3.1
⑤ 월 10~19일 → 70번	763	4.2
⑥ 월 20~29일 → 70번	799	4.6
⑦ 매일 → 69번	3,937	22.1
<b>[66번 문항 ⑦번 응답자]</b> 67. 담배를 매일 피우기 시작한 때는 언제입니까?		
① 초등학교 입학 전	85	2.5
② 초등학교 1학년	1	0.0
③ 초등학교 2학년	5	0.1
④ 초등학교 3학년	15	0.4
⑤ 초등학교 4학년	36	1.1
⑥ 초등학교 5학년	75	2.0
⑦ 초등학교 6학년	219	6.0
⑧ 중학교 1학년	770	20.0
⑨ 중학교 2학년	1,037	26.5
⑩ 중학교 3학년	801	20.8
⑪ 고등학교 1학년	545	14.4
⑫ 고등학교 2학년	172	4.6
⑬ 고등학교 3학년	60	1.6
<b>[66번 문항 ②~⑦번 응답자]</b> 68. <u>최근 30일 동안</u> 담배를 하루에 평균 몇 개비 피웠습니까?		
① 1개비 미만/1일	1,439	16.6
② 1개비/1일	768	8.7
③ 2~5개비/1일	2,654	31.9
④ 6~9개비/1일	1,872	22.4
⑤ 10~19개비/1일	1,127	13.9
⑥ 20개비 이상/1일	502	6.5



설 문 문 항	빈도 (가중치 미적용)	백분율 (가중치 적용)
<b>[66번 문항 ②~⑦번 응답자]</b>		
69. <b>최근 30일 동안</b> , 본인이 피운 담배는 주로 어떻게 구했습니까?(주된 방법 하나만 선택)		
① 집, 친구 집에 있는 담배를 피웠다	915	10.4
② 편의점, 가게 등에서 직접 사서 피웠다	3,904	47.6
③ 친구, 선배에게 얻어서 피웠다	2,999	35.7
④ 성인으로부터 얻어서 피웠다	198	2.3
⑤ 주변(길거리 등)에서 주워서 피웠다	346	4.0
70. <b>최근 30일 동안</b> , 편의점이나 가게 등에서 담배를 사려고 했을 때 어떠했습니까?		
① 최근 30일 동안 담배를 사려고 한 적이 없다	65,821	88.5
② 담배를 사는 것이 불가능했다	1,617	2.2
③ 많이 노력하면 살 수 있었다	1,113	1.6
④ 조금만 노력하면 살 수 있었다	2,707	3.7
⑤ 노력 없이도 쉽게 살 수 있었다	2,928	4.0
<b>[66번 문항 ②~⑦번 응답자] 71. 최근 12개월 동안, 담배를 끊으려고 시도한 적이 있습니까?</b>		
① 최근 12개월 동안 없다	2,491	30.1
② 최근 12개월 동안 있다	5,871	69.9
72. <b>최근 7일 동안</b> , 학생의 <b>집안에서</b> 다른 사람(가족이나 손님 등)이 담배를 피울 때 그 근처에 같이 있는 적이 며칠입니까?		
① 최근 7일 동안 없다	49,228	67.1
② 주 1일	6,072	7.8
③ 주 2일	4,955	6.5
④ 주 3일	3,853	5.1
⑤ 주 4일	2,093	2.8
⑥ 주 5일	1,724	2.3
⑦ 주 6일	846	1.1
⑧ 매일	5,415	7.2
73. <b>최근 12개월 동안</b> , 학교에서(수업시간, 방생교육, 강당에서의 교육 등 모두 포함) <b>흡연 예방 및 금연교육</b> 을 받은 적이 있습니까?		
① 최근 12개월 동안 없다	28,052	38.6
② 최근 12개월 동안 있다	46,134	61.4
<b>[분기형] 74. 지금까지 전자담배를 피워본 적이 있습니까?</b>		
① 없다 → 76번	67,881	91.2
② 있다 → 75번	6,305	8.8
<b>[74번 문항 ②번 응답자] 75. 최근 30일 동안, 전자담배를 피워본 적이 있습니까?</b>		
① 없다	3,686	57.6
② 있다	2,619	42.4
<b>[분기형] 76. 성별이 어떻게 됩니까?</b>		
① 남자 → 77-1번	38,221	52.5
② 여자 → 77-2번	35,965	47.5



설 문 문 항	빈도 (가중치 미적용)	백분율 (가중치 적용)
<b>[76번 문항 ①번 응답자]</b> 77-1. 첫 몽정은 언제 하였습니까?		
※몽장: 잠을 자다가 자기도 모르게 정액을 배출하는 것을 말하며, 매우 정상적인 생리적 현상입니다.		
① 지금까지 몽정 경험이 없다	18,612	48.5
② 초등학교 입학 전	242	0.7
③ 초등학교 1학년	80	0.2
④ 초등학교 2학년	88	0.2
⑤ 초등학교 3학년	207	0.6
⑥ 초등학교 4학년	426	1.1
⑦ 초등학교 5학년	1,289	3.3
⑧ 초등학교 6학년	3,639	9.3
⑨ 중학교 1학년	5,665	14.8
⑩ 중학교 2학년	4,333	11.7
⑪ 중학교 3학년	2,388	6.3
⑫ 고등학교 1학년	861	2.3
⑬ 고등학교 2학년	236	0.7
⑭ 고등학교 3학년	81	0.2
<b>[76번 문항 ②번 응답자]</b> 77-2. 첫 월경(생리)은 언제 하였습니까?		
① 지금까지 월경 경험이 없다	2,112	5.7
② 초등학교 입학 전	73	0.2
③ 초등학교 1학년	32	0.1
④ 초등학교 2학년	31	0.1
⑤ 초등학교 3학년	162	0.4
⑥ 초등학교 4학년	1,536	4.3
⑦ 초등학교 5학년	6,664	18.7
⑧ 초등학교 6학년	11,784	32.6
⑨ 중학교 1학년	8,392	23.5
⑩ 중학교 2학년	3,798	10.6
⑪ 중학교 3학년	1,122	3.2
⑫ 고등학교 1학년	183	0.5
⑬ 고등학교 2학년	25	0.1
⑭ 고등학교 3학년	10	0.0
<b>[분기형]</b> 78. 지금까지 경험해 본 것을 모두 고르십시오.		
① 없다 → 87번	61,648	82.9
② 이성과 키스, 애무 → 87번	10,583	14.4
③ 이성과 성관계 → 79번	2,860	4.0
④ 동성과 키스, 애무 → 87번	882	1.3
⑤ 동성과 성관계 → 79번	575	0.8
⑥ 다른 사람으로부터 성폭력 → 87번	1,021	1.4
⑦ 남에게 성폭력 가해 → 87번	562	0.8



설 문 문 항	빈도 (가중치 미적용)	백분율 (가중치 적용)
<b>[78번 문항 ③ 또는 ⑤번 응답자]</b> 79. 성관계를 처음 해 본 것은 언제입니까? ① 초등학교 입학 전 ② 초등학교 1학년 ③ 초등학교 2학년 ④ 초등학교 3학년 ⑤ 초등학교 4학년 ⑥ 초등학교 5학년 ⑦ 초등학교 6학년 ⑧ 중학교 1학년 ⑨ 중학교 2학년 ⑩ 중학교 3학년 ⑪ 고등학교 1학년 ⑫ 고등학교 2학년 ⑬ 고등학교 3학년	292 28 22 30 40 91 145 243 395 589 623 378 180	10.5 0.8 0.7 1.0 1.2 3.3 4.9 7.2 13.2 19.0 20.2 12.3 5.7
<b>[78번 문항 ③ 또는 ⑤번 응답자]</b> 80. 술을 마신 후 성관계를 한 적이 있습니까? ① 없다 ② 있다	1,828 1,284	58.1 41.9
<b>[78번 문항 ③ 또는 ⑤번 응답자]</b> 81. 성관계 시 임신을 예방하기 위해 피임을 하였습니까? ① 항상 피임을 했다 → 82번 ② 대부분 피임을 했다 → 82번 ③ 가끔 피임을 했다 → 82번 ④ 전혀 하지 않았다 → 83번	883 410 361 1,458	28.5 13.0 11.9 46.6
<b>[81번 문항 ①~③번 응답자]</b> 82. 주로 사용하는 피임방법은 무엇입니까?(주된 방법 하나만 선택) ① 먹는 피임약 ② 콘돔 ③ 질외사정법 ④ 월경주기법 ⑤ 응급피임약(사후피임약) ⑥ 자궁내장치(루프)	131 1,213 211 52 28 19	7.8 73.2 13.1 3.0 1.4 1.5
<b>[76번 문항 ②이고, 78번 문항 ③ 또는 ⑤번 응답자]</b> 83. 임신을 해 본 적이 있습니까? ① 없다 → 85번 ② 있다 → 84번	794 95	87.7 12.3
<b>[76번 문항 ②이고, 83번 문항 ②번 응답자]</b> 84. 인공임신중절수술(낙태)을 해 본 적이 있습니까? ① 없다 ② 있다	18 77	18.4 81.6
<b>[78번 문항 ③ 또는 ⑤번 응답자]</b> 85. 성관계로 인해 성병(임질, 매독, 성기사마귀, 요도염, 골반염, 에이즈(AIDS) 등)에 걸려본 적이 있습니까? ① 없다 → 87번 ② 있다 → 86번	2,843 269	90.8 9.2



설 문 문 항	빈도 (가중치 미적용)	백분율 (가중치 적용)																						
<b>[85번 문항 ②번 응답자]</b> 86. 성병이 걸렸을 때, 어떻게 치료를 받았습니까? ① 치료를 받지 않았다 ② 의사처방 없이 약국에서 약을 사먹었다 ③ 병원(보건소 포함)을 방문하여 치료를 받았다	123 44 102	45.6 16.8 37.6																						
87. <b>최근 12개월 동안, 학교에서(수업시간, 방송교육, 강당에서의 교육 등 모두 포함) 성교육</b> 을 받은 적이 있습니까? ① 최근 12개월 동안 없다 ② 최근 12개월 동안 있다	23,285 50,901	32.0 68.0																						
<b>[분기형]</b> 88. 지금까지 <b>습관적으로</b> , 또는 <b>일부러</b> 약물을 먹거나 부탄가스, 본드 등을 마신 적이 있습니까? ① 없다 → 93번 ② 있다 → 89번	73,268 918	98.7 1.3																						
<b>[88번 문항 ②번 응답자]</b> 89. <b>기분의 변화나 환각 등의 경험, 과도한 살 빼기 등을 목적으로</b> 부탄가스, 본드를 비롯 하여, 각성제, 히로뽕, 암페타민, 마약, 많은 양의 기침가래약, 신경안정제 등을 먹거나 마신 적이 있습니까? ① 없다 ② 이전에 약물을 사용한 적이 있지만, 요즘에는 사용하지 않는다 ③ 요즘에도 가끔 약물을 사용한다	→ 93번 → 90번 → 90번 502 237 179	51.5 27.7 20.9																						
<b>[89번 문항 ②, ③번 응답자]</b> 90. 지금까지 경험해 본 약물을 <b>모두 선택</b> 하세요. <table><tr><td>흡입제</td><td>부탄가스, 본드, 신나, 니스,ライター가스</td></tr><tr><td>각성제(잠 안오는 약)</td><td>타이밍, 나이트투에스, 에스나인, 레크린</td></tr><tr><td>신경안정제</td><td>바리움, 아티반, 자낙스</td></tr><tr><td>많은 양의 기침감기약</td><td>러미나, 루비킹, 에스징, 지놀타</td></tr><tr><td>식욕억제제(살 빼는 약)</td><td>프링가, 라식스</td></tr><tr><td>대마초</td><td>대마초</td></tr><tr><td>암페타민</td><td>히로뽕</td></tr><tr><td>기타 환각제</td><td>케타민, LSD, 엑스타시, 도리도리, 고메오, 크라툼, 아이스</td></tr><tr><td>코카인</td><td>코카인</td></tr><tr><td>아편계</td><td>생아편, 몰핀, 데메롤, 누바인, 양귀비진액</td></tr><tr><td>기타</td><td>-</td></tr></table>	흡입제	부탄가스, 본드, 신나, 니스,ライター가스	각성제(잠 안오는 약)	타이밍, 나이트투에스, 에스나인, 레크린	신경안정제	바리움, 아티반, 자낙스	많은 양의 기침감기약	러미나, 루비킹, 에스징, 지놀타	식욕억제제(살 빼는 약)	프링가, 라식스	대마초	대마초	암페타민	히로뽕	기타 환각제	케타민, LSD, 엑스타시, 도리도리, 고메오, 크라툼, 아이스	코카인	코카인	아편계	생아편, 몰핀, 데메롤, 누바인, 양귀비진액	기타	-	-	-
흡입제	부탄가스, 본드, 신나, 니스,ライター가스																							
각성제(잠 안오는 약)	타이밍, 나이트투에스, 에스나인, 레크린																							
신경안정제	바리움, 아티반, 자낙스																							
많은 양의 기침감기약	러미나, 루비킹, 에스징, 지놀타																							
식욕억제제(살 빼는 약)	프링가, 라식스																							
대마초	대마초																							
암페타민	히로뽕																							
기타 환각제	케타민, LSD, 엑스타시, 도리도리, 고메오, 크라툼, 아이스																							
코카인	코카인																							
아편계	생아편, 몰핀, 데메롤, 누바인, 양귀비진액																							
기타	-																							
<b>[89번 문항 ②, ③번 응답자]</b> 91. 약물 중 가장 <b>처음 사용한</b> 약물은 무엇입니까?(하나만 고르시오) ⇒90번에서 선택한 약물만 온라인 설문 화면에 표시	-	-																						
<b>[89번 문항 ②, ③번 응답자]</b> 92. 약물을 반복적으로 사용하는 이유는 무엇입니까?(중복선택 가능) ① 약물 사용 후 기분이 좋아지는 느낌 때문에 약물을 사용한다 ② 약물을 사용하지 않고 있으면 우울하거나 화가 나고 불안해지기 때문에 약물을 사용한다 ③ 친구들과 어울리기 위해 약물을 사용한다 ④ 별 느낌은 없지만 그냥 습관적으로 약물을 사용한다 ⑤ 살을 빼기 위한 목적으로 약물을 사용한다	155 85 90 89 110	0.2 0.1 0.1 0.1 0.2																						



설 문 문 항	빈도 (가중치 미적용)	백분율 (가중치 적용)
---------	--------------------	--------------------

[분기형] 다음의 사항을 표시하세요.

	①없다		②있다	
	빈도 (가중치 미적용)	백분율 (가중치 적용)	빈도 (가중치 미적용)	백분율 (가중치 적용)
93. 태어나서 지금까지, 어느 때라도 숨 쉴 때 가슴에서 쉼썩거리는 소리나 휘파람 소리가 난 적이 있었습니까?	54,925	74.1	19,261	25.9
	→ 95년		→ 94년	
[93년 문항 ②번 응답자]				
94. 최근 12개월 동안, 어느 때라도 숨 쉴 때 가슴에서 쉼썩거리는 소리나 휘파람 소리가 난 적이 있었습니까?	10,733	55.7	8,528	44.3
	→ 95년		→ 95년	

95. 최근 12개월 동안, “운동 중이나 운동 후에” 숨 쉴 때 가슴에서 쉼썩거리는 소리나 휘파람 소리가 난 적이 있었습니까?		
① 없다	58,965	79.6
② 있다	15,221	20.4

[분기형] 다음의 사항을 표시하세요.

	①없다		②있다	
	빈도 (가중치 미적용)	백분율 (가중치 적용)	빈도 (가중치 미적용)	백분율 (가중치 적용)
96. 태어나서 지금까지, “천식”이라고 의사에게 진단받은 적이 있었습니까?	67,240	90.7	6,946	9.3
	→ 100년		→ 97년	
[96년 문항 ②번 응답자]				
97. 최근 12개월 동안, “천식”이라고 의사에게 진단받은 적이 있었습니까?	5,171	74.7	1,775	25.3
	→ 98년		→ 98년	

[96년 문항 ②번 응답자] 98. 최근 12개월 동안, 천식 치료를 받은 적이 있습니까?		
① 증상이 없더라도 규칙적으로 치료받았다	328	4.5
② 증상이 있을 때만 치료받았다	2,529	36.2
③ 치료받지 않았다	4,089	59.3

[96년 문항 ②번 응답자] 99. 최근 12개월 동안, 천식으로 결석한 날이 며칠 정도 됩니까?		
① 결석한 적이 없다	6,231	90.0
② 1~3일	460	6.2
③ 4~6일	113	1.7
④ 7일 이상	142	2.1

100. 태어나서 지금까지, 감기나 독감을 앓고 있지 않은데도 재채기, 콧물, 코막힘 증상을 보인 적이 있었습니까?		
① 없다	26,927	36.4
② 있다	47,259	63.6

[분기형] 다음의 사항을 표시하세요.

	①없다		②있다	
	빈도 (가중치 미적용)	백분율 (가중치 적용)	빈도 (가중치 미적용)	백분율 (가중치 적용)
101. 태어나서 지금까지, “알레르기비염”이라고 의사에게 진단받은 적이 있었습니까?	49,598	66.1	24,588	33.9
	→ 105년		→ 102년	
[101년 문항 ②번 응답자]				
102. 최근 12개월 동안, “알레르기비염”이라고 의사에게 진단받은 적이 있었습니까?	11,178	45.3	13,410	54.7
	→ 103년		→ 103년	



설 문 문 항		빈도 (가중치 미적용)	백분율 (가중치 적용)
<b>[101번 문항 ②번 응답자]</b>			
103. 최근 12개월 동안, 알레르기비염 치료를 받은 적이 있습니까?			
① 증상이 없더라도 규칙적으로 치료받았다		1,199	4.9
② 증상이 있을 때만 치료받았다		14,994	61.1
③ 치료받지 않았다		8,395	34.1
<b>[101번 문항 ②번 응답자]</b>			
104. 최근 12개월 동안, 알레르기비염으로 결석한 날이 며칠 정도 됩니까?			
① 결석한 적이 없다		23,054	93.7
② 1~3일		1,199	4.9
③ 4~6일		159	0.6
④ 7일 이상		176	0.7
105. 태어나서 지금까지, 팔꿈치 안쪽 접히는 부위, 무릎 뒤쪽 접히는 부위, 목덜미, 귀 또는 눈 주위, 발목 앞쪽 또는 엉덩이 아래부위에 가려운 피부질환이 있었던 적이 있습니까?			
① 없다		47,252	63.7
② 있다		26,934	36.3
<b>[분기형]</b> 다음의 사항을 표시하세요.			
	①없다		②있다
	빈도 (가중치 미적용)	백분율 (가중치 적용)	빈도 (가중치 미적용)
106. 태어나서 지금까지, “아토피피부염(습진 또는 태열)”이라고 의사에게 진단받은 적이 있었습니까?	56,215	75.7	17,971
	→ 110번		→ 107번
<b>[106번 문항 ②번 응답자]</b>			
107. 최근 12개월 동안, “아토피피부염(습진 또는 태열)”이라고 의사에게 진단받은 적이 있었습니까?	12,950	72.1	5,021
	→ 108번		→ 108번
<b>[106번 문항 ②번 응답자]</b>			
108. 최근 12개월 동안, 아토피피부염(습진 또는 태열) 치료를 받은 적이 있습니까?			
① 증상이 없더라도 규칙적으로 치료받았다		934	5.2
② 증상이 있을 때만 치료받았다		7,637	42.2
③ 치료받지 않았다		9,400	52.6
<b>[106번 문항 ②번 응답자]</b>			
109. 최근 12개월 동안, 아토피피부염으로 결석한 날이 며칠 정도 됩니까?			
① 결석한 적이 없다		17,389	96.9
② 1~3일		402	2.1
③ 4~6일		66	0.4
④ 7일 이상		114	0.6
110. 최근 30일 동안, 하루 평균 인터넷을 몇 시간 정도 사용하였습니까?			
구분	인터넷 사용 여부	<b>[인터넷 사용 여부 ②번 응답자]</b> 최근 30일 동안 하루 평균 인터넷 사용 시간	
		학습목적	학습목적 이외
1)주중(월~금)	①사용하지 않았다 ②사용했다	0~10 시간 0, 30 분	0~10 시간 0, 30 분
2)주말(토~일)	①사용하지 않았다 ②사용했다	0~10 시간 0, 30 분	0~10 시간 0, 30 분



설 문 문 항		빈도 (가중치 미적용)	백분율 (가중치 적용)
111. 평상시 인터넷 사용 시 주로 이용하는 서비스는 어떠한 것들입니까? 많이 이용하는 순서대로 3가지만 선택하여 주십시오.			
1순위			
2순위			
3순위			
① 학습목적		10,726	14.7
② 정보검색		8,795	12.0
③ 메신저/채팅		6,978	9.2
④ 게임		23,440	31.5
⑤ 영화감상/다운로드		2,918	4.0
⑥ 만화(웹툰), 소셜읽기/다운로드		7,041	9.4
⑦ 음악감상/MP3다운로드		4,258	5.8
⑧ UCC/동영상 이용		662	0.9
⑨ 카페/커뮤니티 이용		2,652	3.6
⑩ 이메일 이용		157	0.2
⑪ 온라인 쇼핑		2,031	2.7
⑫ 19세 이상 성인물 이용		528	0.8
⑬ 블로그/미니홈피		3,213	4.1
⑭ 기타( )		787	1.0
112-1. 학생이 태어난 연도는 언제입니까?	연도 <input type="text" value="1991"/> (1991년 ~ 2001년)	-	-
112-2. 학생이 태어난 월은 몇 월입니까?	월 <input type="text" value="1"/>	-	-

[분기형] 다음 사항을 표시하십시오.

113. 현재 가족구성원을 모두 표시하십시오. (현재 함께 살고 있지 않은 가족도 포함)	빈도 (가중치 미적용)	백분율 (가중치 적용)	함께 살고 있습니까?	빈도 (가중치 미적용)	백분율 (가중치 적용)
① 아버지	71,127	96.0	[113번 문항 ①번 응답자] ○ 함께 살고 있다 ○ 같이 살고 있지 않다	64,558 6,569	91.1 8.9
② 양아버지(계부)	3,021	4.0	[113번 문항 ②번 응답자] ○ 함께 살고 있다 ○ 같이 살고 있지 않다	720 2,301	23.7 76.3
③ 어머니	71,300	96.4	[113번 문항 ③번 응답자] ○ 함께 살고 있다 ○ 같이 살고 있지 않다	67,704 3,596	95.4 4.6
④ 양어머니(계모)	2,907	3.8	[113번 문항 ④번 응답자] ○ 함께 살고 있다 ○ 같이 살고 있지 않다	697 2,210	23.6 76.4
⑤ 할아버지 (친할아버지 또는 외할아버지)	25,516	34.3			
⑥ 할머니 (친할머니 또는 외할머니)	37,520	49.7			
⑦ 형, 누나, 오빠, 언니	39,459	53.0			
⑧ 남동생 또는 여동생	35,315	47.2			
⑨ 가족 구성원이 없음	295	0.4			



설 문 문 항	빈도 (가중치 미적용)	백분율 (가중치 적용)
<b>[113번 문항 ①,②번 응답자]</b> 114. 아버지의 학력은 어떻게 됩니까? ① 중학교 졸업 이하 ② 고등학교 졸업 ③ 대학교 졸업 이상(전문대학교 졸업 포함) ④ 잘 모름	3,208 25,521 32,212 10,186	4.0 35.0 47.4 13.6
<b>[113번 문항 ①,②번 응답자]</b> 115. 아버지는 한국에서 태어났습니까? ① 그렇다 ② 아니다	70,980 147	99.8 0.2
<b>[115번 문항 ②번 응답자]</b> 116. 아버지는 어느 나라에서 태어났습니까? ① 중국(조선족) ② 중국(한족, 기타 민족) ③ 북한 ④ 베트남 ⑤ 필리핀 ⑥ 일본 ⑦ 대만 ⑧ 몽골 ⑨ 태국 ⑩ 캄보디아 ⑪ 우즈베키스탄 ⑫ 러시아 ⑬ 기타	31 10 20 8 4 21 8 6 1 4 8 2 24	21.4 6.2 12.1 5.5 3.1 15.7 3.1 4.6 1.0 3.4 6.7 1.5 15.9
<b>[113번 문항 ③,④번 응답자]</b> 117. 어머니의 학력은 어떻게 됩니까? ① 중학교 졸업 이하 ② 고등학교 졸업 ③ 대학교 졸업 이상(전문대학교 졸업 포함) ④ 잘 모름	3,138 32,712 25,507 9,942	4.1 45.5 37.1 13.3
<b>[113번 문항 ③,④번 응답자]</b> 118. 어머니는 한국에서 태어났습니까? ① 그렇다 ② 아니다	70,764 535	99.4 0.6
<b>[118번 문항 ②번 응답자]</b> 119. 어머니는 어느 나라에서 태어났습니까? ① 중국(조선족) ② 중국(한족, 기타 민족) ③ 북한 ④ 베트남 ⑤ 필리핀 ⑥ 일본 ⑦ 대만 ⑧ 몽골 ⑨ 태국 ⑩ 캄보디아 ⑪ 우즈베키스탄 ⑫ 러시아 ⑬ 기타	161 59 20 28 36 163 9 6 7 11 6 7 22	28.9 11.2 5.0 5.8 6.5 29.6 1.2 1.2 0.6 1.8 1.5 1.8 4.9



설 문 문 항	빈도 (가중치 미적용)	백분율 (가중치 적용)
120. <u>최근 12개월 동안, 학업 성적은 어떻습니까?</u>		
① 상	7,920	10.7
② 중상	17,602	23.8
③ 중	19,854	26.8
④ 중하	18,941	25.5
⑤ 하	9,869	13.1
121. 가정의 <u>경제적 상태</u> 는 어떻습니까?		
① 상	4,783	6.7
② 중상	17,499	24.0
③ 중	34,884	46.7
④ 중하	13,213	17.5
⑤ 하	3,807	5.1
122. <u>현재 거주형태</u> 는 어떻습니까?		
① 가족과 함께 살고 있다	70,615	95.9
② 친척집에서 살고 있다	892	1.1
③ 하숙, 자취, 기숙사(친구들과 같이 사는 경우 포함)	2,344	2.5
④ 보육시설(고아원, 사회복지시설, 보육원)	335	0.4
123. 학생의 가정에 <u>자가용(트럭포함)</u> 이 있습니까?		
① 없다	10,892	14.8
② 한 대	38,855	53.4
③ 두 대 이상	24,439	31.8
124. 학생 <u>혼자 쓰는 방</u> 이 있습니까?		
① 없다	18,240	23.5
② 있다	55,946	76.5
125. <u>최근 12개월 동안, 가족과 함께 1박 이상(한 밤 이상 자고 오는) 여행을 몇 번이나 다녀왔습니까?</u>		
① 최근 12개월 동안 없다	30,795	40.6
② 한 번	16,077	21.8
③ 두 번	13,002	17.8
④ 세 번 이상	14,312	19.8
126. 학생의 가정에는 <u>컴퓨터(노트북 포함)</u> 가 모두 몇 대입니까?		
① 없다	2,283	3.0
② 한 대	33,956	45.1
③ 두 대	26,299	35.8
④ 세 대 이상	11,648	16.1
127. <u>최근 12개월 동안, 아르바이트를 한 경험</u> 이 있습니까?		
① 최근 12개월 동안 없다	62,863	84.7
② 최근 12개월 동안 있다	11,323	15.3



설 문 문 항	빈도 (가중치 미적용)	백분율 (가중치 적용)
128. 학생의 <b>일주일 평균 용돈</b> 은 얼마입니까? ※용돈은 교통비, 핸드폰 요금을 제외한 학생 본인이 자유롭게 쓸 수 있는 돈을 의미합니다.		
① 0원~9,999원	25,172	33.8
② 10,000원~19,999원	19,326	25.7
③ 20,000원~29,999원	9,723	13.1
④ 30,000원~39,999원	6,969	9.6
⑤ 40,000원~49,999원	3,719	5.1
⑥ 50,000원~59,999원	3,853	5.2
⑦ 60,000원~69,999원	1,080	1.5
⑧ 70,000원~79,999원	810	1.1
⑨ 80,000원~89,999원	499	0.7
⑩ 90,000원~99,999원	365	0.5
⑪ 100,000원~109,999원	952	1.3
⑫ 110,000원~119,999원	119	0.2
⑬ 120,000원~129,999원	140	0.2
⑭ 130,000원~139,999원	62	0.1
⑮ 140,000원~149,999원	76	0.1
⑯ 150,000원~	1,321	1.9
129. 학생은 몇 <b>학년</b> 입니까?		
① 중학교 1학년	12,362	15.8
② 중학교 2학년	12,384	16.3
③ 중학교 3학년	12,551	17.0
④ 고등학교 1학년	12,451	17.1
⑤ 고등학교 2학년	12,315	17.1
⑥ 고등학교 3학년	12,123	16.8



## 부록4. 2012년 지표정의

### 1. 흡연

지표명	평생 흡연 경험률
정 의	평생동안 담배를 한 두 모금이라도 피운 경험이 있는 사람의 분율
분 자	평생동안 담배를 한 두 모금이라도 피운 경험이 있는 사람의 수(64번 문항 ②)
분 모	조사대상자 전수(64번 문항 ①+②)
단 위	%
설 문	64. 지금까지 담배를 한 두 모금이라도 피워본 적이 있습니까? ① 지금까지 담배를 피워본 적이 없다 ② 지금까지 담배를 피워본 적이 있다

지표명	현재 흡연율
정 의	최근 30일 동안 1일 이상 흡연한 사람의 분율
분 자	최근 30일 동안 1일 이상 흡연한 사람의 수(66번 문항 ②+...+⑦)
분 모	조사대상자 전수(64번 문항 ①+②)
단 위	%
설 문	66. <u>최근 30일 동안</u> 담배를 한 대(한 개비)라도 피운 날은 며칠입니까? ① 최근 30일 동안 없다 ② 월 1~2일 ③ 월 3~5일 ④ 월 6~9일 ⑤ 월 10~19일 ⑥ 월 20~29일 ⑦ 매일

지표명	매일 흡연율
정 의	최근 30일 동안 매일 흡연한 사람의 분율
분 자	최근 30일 동안 매일 흡연한 사람의 수(66번 문항 ⑦)
분 모	조사대상자 전수(64번 문항 ①+②)
단 위	%
설 문	66. <u>최근 30일 동안</u> 담배를 한 대(한 개비)라도 피운 날은 며칠입니까? ① 최근 30일 동안 없다 ② 월 1~2일 ③ 월 3~5일 ④ 월 6~9일 ⑤ 월 10~19일 ⑥ 월 20~29일 ⑦ 매일



지표명	월 20일 이상 흡연율
정 의	최근 30일 동안 20일 이상 흡연한 사람의 분율
분 자	최근 30일 동안 20일 이상 흡연한 사람의 수(66번 문항 ⑥+⑦)
분 모	조사대상자 전수(64번 문항 ①+②)
단 위	%
설 문	66. <u>최근 30일 동안</u> , 담배를 <u>한 대(한 개비)</u> 라도 피운 날은 며칠입니까? ① 최근 30일 동안 없다 ② 월 1~2일 ③ 월 3~5일 ④ 월 6~9일 ⑤ 월 10~19일 ⑥ 월 20~29일 ⑦ 매일

지표명	하루 10개비 이상 흡연율
정 의	최근 30일 동안 하루 평균 흡연량이 10개비 이상인 사람의 분율
분 자	최근 30일 동안 하루 평균 흡연량이 10개비 이상인 사람의 수(68번 문항 ⑤+⑥)
분 모	조사대상자 전수(64번 문항 ①+②)
단 위	%
설 문	68. <u>최근 30일 동안</u> , 담배를 하루에 <u>평균 몇 개비</u> 피웠습니까? ① 1개비 미만/1일 ② 1개비/1일 ③ 2~5개비/1일 ④ 6~9개비/1일 ⑤ 10~19개비/1일 ⑥ 20개비 이상/1일

지표명	중1 학생의 중학교 입학 전 흡연 경험률
정 의	중학교 1학년 학생 중에서 중학교 입학하기 이전에 담배를 한 두 모금 피워본 사람의 분율
분 자	중학교 1학년 학생 중에서 중학교 입학하기 이전에 담배를 한 두 모금 피워본 사람의 수 (65번 문항 ①+...+⑦)
분 모	중학교 1학년 학생 수(129번 문항 ①)
단 위	%
설 문	65. <u>처음으로</u> 담배를 <u>한 두 모금</u> 이라도 피워본 때는 언제입니까? ① 초등학교 입학 전 ② 초등학교 1학년 ③ 초등학교 2학년 ④ 초등학교 3학년 ⑤ 초등학교 4학년 ⑥ 초등학교 5학년 ⑦ 초등학교 6학년 ⑧ 중학교 1학년 ⑨ 중학교 2학년 ⑩ 중학교 3학년 ⑪ 고등학교 1학년 ⑫ 고등학교 2학년 ⑬ 고등학교 3학년
비 고	129번 문항(학년) 간 논리적 오류 결측처리 후 결과 산출



지표명	처음 흡연 경험 연령
정의	평생 흡연 경험자 중에서 처음으로 담배를 한 두 모금 피워본 연령의 평균
분자	평생 흡연 경험자 중에서 처음으로 담배를 한 두 모금 피워본 연령의 합
분모	평생 흡연 경험자 수(64번 문항 ②)
단위	세(歲)
설문	<p>65. 처음으로 담배를 한 두 모금이라도 피워본 때는 언제입니까?</p> <p>① 초등학교 입학 전          ② 초등학교 1학년          ③ 초등학교 2학년          ④ 초등학교 3학년          ⑤ 초등학교 4학년          ⑥ 초등학교 5학년          ⑦ 초등학교 6학년          ⑧ 중학교 1학년          ⑨ 중학교 2학년          ⑩ 중학교 3학년          ⑪ 고등학교 1학년          ⑫ 고등학교 2학년          ⑬ 고등학교 3학년</p>
비고	<p>·산출식 변경: 학년의 평균연령으로 환산('05~'09년) → 만나이로 계산('10년), 연도비교를 위해 '10년 기준으로 '05~'09년 재산출</p> <p>·129번 문항(학년) 간 논리적 오류 결측처리 후 결과 산출</p>

지표명	매일 흡연 시작 연령
정의	최근 30일 동안 매일 흡연자 중에서 담배를 매일 피우기 시작한 연령의 평균
분자	최근 30일 동안 매일 흡연자 중에서 담배를 매일 피우기 시작한 연령의 합
분모	현재 매일 흡연자 수(66번 문항 ⑦)
단위	세(歲)
설문	<p>67. 담배를 매일 피우기 시작한 때는 언제입니까?</p> <p>① 초등학교 입학 전          ② 초등학교 1학년          ③ 초등학교 2학년          ④ 초등학교 3학년          ⑤ 초등학교 4학년          ⑥ 초등학교 5학년          ⑦ 초등학교 6학년          ⑧ 중학교 1학년          ⑨ 중학교 2학년          ⑩ 중학교 3학년          ⑪ 고등학교 1학년          ⑫ 고등학교 2학년          ⑬ 고등학교 3학년</p>
비고	<p>·산출식 변경: 학년의 평균연령으로 환산('05~'09년) → 만나이로 계산('10년), 연도비교를 위해 '10년 기준으로 '05~'09년 재산출</p> <p>·129번 문항(학년) 간 논리적 오류 결측처리 후 결과 산출</p>



지표명	주1일 이상 가정 내 간접흡연 노출률
정 의	최근 7일 동안 학생의 집안에서 다른 사람(가족이나 손님 등)이 담배를 피울 때 그 근처에 같이 있는 적이 있는 사람의 분율
분 자	최근 7일 동안 학생의 집안에서 다른 사람(가족이나 손님 등)이 담배를 피울 때 그 근처에 같이 있는 적이 있는 사람의 수(72번 문항 ②+...+⑧)
분 모	조사대상자 전수(72번 문항 ①+...+⑧)
단 위	%
설 문	<p>72. <u>최근 7일 동안</u> 학생의 <u>집안에서</u> 다른 사람(가족이나 손님 등)이 담배를 피울 때 그 근처에 같이 있는 적이 며칠입니까?</p> <p>① 최근 7일 동안 없다  ② 주 1일  ③ 주 2일  ④ 주 3일  ⑤ 주 4일  ⑥ 주 5일  ⑦ 주 6일  ⑧ 매일</p>
비 고	'06년 설문문항 추가



지표명	현재 흡연자의 금연시도율
정의	현재 흡연자 중에서 최근 12개월 동안 담배를 끊으려고 시도한 사람의 분율
분자	현재 흡연자 중에서 최근 12개월 동안 담배를 끊으려고 시도한 사람의 수(71번 문항 ②)
분모	현재 흡연자 수(66번 문항 ②+...+⑦)
단위	%
설문	71. <b>최근 12개월 동안 담배를 끊으려고 시도한 적이 있습니까?</b> ① 최근 12개월 동안 없다 ② 최근 12개월 동안 있다
비고	'10년 설문문항 추가

지표명	현재 흡연자의 담배 구매율
정의	현재 흡연자 중에서 최근 30일 동안 본인이 피운 담배를 편의점이나 가게 등에서 직접 구매한 사람의 분율
분자	현재 흡연자 중에서 최근 30일 동안 본인이 피운 담배를 편의점이나 가게 등에서 직접 구매한 사람의 수(69번 문항 ②)
분모	현재 흡연자 수(66번 ②+...+⑦)
단위	%
설문	69. <b>최근 30일 동안</b> 본인이 피운 담배는 주로 어떻게 구했습니까?(주된 방법 하나만 선택) ① 집, 친구 집에 있는 담배를 피웠다 ② 편의점, 가게 등에서 직접 사서 피웠다 ③ 친구, 선배에게 얻어서 피웠다 ④ 성인으로부터 얻어서 피웠다 ⑤ 주변(길거리 등)에서 주워서 피웠다

지표명	담배 구매 용이성	
구매 시도자	정의	구매 시도자 중에서 최근 30일 동안 편의점이나 가게 등에서 담배를 사려고 했을 때 ‘많이 노력’, ‘조금만 노력’ 또는 ‘노력 없이도 쉽게’ 살 수 있었던 사람의 분율
	분자	구매 시도자 중에서 최근 30일 동안 편의점이나 가게 등에서 담배를 사려고 했을 때 ‘많이 노력’, ‘조금만 노력’ 또는 ‘노력 없이도 쉽게’ 살 수 있었던 사람의 분율(70번 문항 ③+④+⑤)
	분모	구매 시도자 수(70번 ②+...+⑤)
현재 흡연자	정의	현재 흡연자 중에서 최근 30일 동안 편의점이나 가게 등에서 담배를 사려고 했을 때 ‘많이 노력’, ‘조금만 노력’ 또는 ‘노력 없이도 쉽게’ 살 수 있었던 사람의 분율
	분자	현재 흡연자 중에서 최근 30일 동안 편의점이나 가게 등에서 담배를 사려고 했을 때 ‘많이 노력’, ‘조금만 노력’ 또는 ‘노력 없이도 쉽게’ 살 수 있었던 사람의 수(70번 문항 ③+④+⑤)
	분모	현재 흡연자 수(66번 ②+...+⑦)
단 위	%	
설 문	70. <b>최근 30일 동안</b> 편의점이나 가게 등에서 담배를 사려고 했을 때 어떠했습니까? ① 최근 30일 동안 담배를 사려고 한 적이 없다 ② 담배를 사는 것이 불가능했다 ③ 많이 노력하면 살 수 있었다 ④ 조금만 노력하면 살 수 있었다 ⑤ 노력 없이도 쉽게 살 수 있었다	



지표명	연간 흡연예방 교육 경험률
정의	최근 12개월 동안 학교에서(수업시간, 방송교육, 강당에서의 교육 등 모두 포함) 흡연 예방 및 금연 교육을 받은 적이 있는 사람의 분율
분자	최근 12개월 동안 학교에서(수업시간, 방송교육, 강당에서의 교육 등 모두 포함) 흡연 예방 및 금연 교육을 받은 적이 있는 사람의 수(73번 문항 ②)
분모	조사대상자 전수(73번 문항 ①+②)
단위	%
설문	73. <u>최근 12개월 동안 학교에서(수업시간, 방송교육, 강당에서의 교육 등 모두 포함) 흡연 예방 및 금연교육</u> 을 받은 적이 있습니까? ① 최근 12개월 동안 없다 ② 최근 12개월 동안 있다



## 2. 음주

지표명	평생 음주 경험률
정의	평생동안 1잔 이상 술을 마셔본 적이 있는 사람의 분율
분자	평생동안 1잔 이상 술을 마셔본 적이 있는 사람의 수(56번 문항 ②)
분모	조사대상자 전수(56번 문항 ①+②)
단위	%
설문	56. <b>지금까지 1잔 이상 술을 마셔본 적이 있습니까?</b> ※제사, 차례 또는 성찬식(종교의식) 때 몇 모금 마셔본 것은 제외합니다. ① 없다 ② 있다

지표명	현재 음주율
정의	최근 30일 동안 1잔 이상 술을 마신 적이 있는 사람의 분율
분자	최근 30일 동안 1잔 이상 술을 마신 적이 있는 사람의 수(58번 문항 ②+...+⑦)
분모	조사대상자 전수(56번 문항 ①+②)
단위	%
설문	58. <b>최근 30일 동안, 1잔 이상 술을 마신 날은 며칠입니까?</b> ① 최근 30일 동안 없다 ② 월 1~2일 ③ 월 3~5일 ④ 월 6~9일 ⑤ 월 10~19일 ⑥ 월 20~29일 ⑦ 매일



지표명	중1 학생의 중학교 입학 전 음주 경험률
정 의	중학교 1학년 학생 중에서 중학교 입학하기 이전에 1잔 이상 술을 마셔본 적이 있는 사람의 비율
분 자	중학교 1학년 학생 중에서 중학교 입학하기 이전에 1잔 이상 술을 마셔본 적이 있는 사람의 수 (57번 문항 ①+...+⑦)
분 모	중학교 1학년 학생 수(129번 문항 ①)
단 위	%
설 문	57. 처음으로 1잔 이상 술을 마셔본 때는 언제입니까? ※제사, 차례 또는 성찬식(종교의식) 때 몇 모금 마셔본 것은 제외합니다. ① 초등학교 입학 전 ② 초등학교 1학년 ③ 초등학교 2학년 ④ 초등학교 3학년 ⑤ 초등학교 4학년 ⑥ 초등학교 5학년 ⑦ 초등학교 6학년 ⑧ 중학교 1학년 ⑨ 중학교 2학년 ⑩ 중학교 3학년 ⑪ 고등학교 1학년 ⑫ 고등학교 2학년 ⑬ 고등학교 3학년
비 고	129번 문항(학년) 간 논리적 오류 결측처리 후 결과 산출

지표명	처음 음주 경험 연령
정 의	평생 음주 경험자 중에서 처음으로 1잔 이상 술을 마신 연령의 평균
분 자	평생 음주 경험자 중에서 처음으로 1잔 이상 술을 마신 연령의 합
분 모	평생 음주 경험자 수(56번 문항 ②)
단 위	세(歲)
설 문	57. 처음으로 1잔 이상 술을 마셔본 때는 언제입니까? ※제사, 차례 또는 성찬식(종교의식) 때 몇 모금 마셔본 것은 제외합니다. ① 초등학교 입학 전 ② 초등학교 1학년 ③ 초등학교 2학년 ④ 초등학교 3학년 ⑤ 초등학교 4학년 ⑥ 초등학교 5학년 ⑦ 초등학교 6학년 ⑧ 중학교 1학년 ⑨ 중학교 2학년 ⑩ 중학교 3학년 ⑪ 고등학교 1학년 ⑫ 고등학교 2학년 ⑬ 고등학교 3학년
비 고	·산출식 변경: 학년의 평균연령으로 환산('05~'09년) → 만나이로 계산('10년), 연도비교를 위해 '10년 기준으로 '05~'09년 재산출 ·129번 문항(학년) 간 논리적 오류 결측처리 후 결과 산출

지표명	현재 음주자의 위험 음주율
-----	----------------



정의	현재 음주자 중에서 최근 30일 동안 1회 평균 음주량이 중등도 이상(남자: 소주 5잔 이상, 여자: 소주 3잔 이상)인 사람의 분율
분자	현재 음주자 중에서 최근 30일 동안 1회 평균 음주량이 중등도 이상인 사람의 수 (76번 문항 ①이면서 59번 문항 ③+④+⑤, 76번 문항 ②이면서 59번 문항 ②+...+⑤)
분모	현재 음주자 수(58번 문항 ②+...+⑦)
단위	%
설문	59. <b>최근 30일 동안</b> , 술을 마실 때 평균량은 얼마입니까? ① 소주 1~2잔(맥주 1병 이하) ② 소주 3~4잔(맥주 2병, 양주 3잔) ③ 소주 5~6잔(맥주 3병, 양주 5잔) ④ 소주 1병~2병 미만(맥주 4병, 양주 6잔) ⑤ 소주 2병 이상(맥주 8병, 양주 12잔)

지표명	현재 음주자의 문제음주율		
정 의	현재 음주자 중에서 최근 12개월 동안 음주 후 문제행동(스트레스를 풀기 위해 또는 어울리기 위해 술을 마신 경험, 혼자서 술을 마신 경험, 가족이나 친구로부터 술을 줄이라는 충고를 들은 경험, 술을 마시고 오토바이나 자전거 운전을 하거나 술을 마신 사람이 운전하는 오토바이나 자전거, 자동차에 탑승한 경험, 술을 마시고 기억이 끊긴 경험, 술을 마시고 다른 사람과 시비를 벌인 경험)을 두 가지 이상 경험한 적이 있는 사람의 분율		
분 자	현재 음주자 중에서 최근 12개월 동안 음주 후 문제행동을 두 가지 이상 경험한 적이 있는 사람의 수 (60번 1)~6) 문항에서 ②가 둘 이상인 경우)		
분 모	현재 음주자 수(58번 문항 ②+...+⑦)		
단 위	%		
설 문	60. <u>최근 12개월 동안</u> , 다음의 경험을 한 적이 있습니까?		
		①없다	②있다
	1) 스트레스를 풀기 위해 또는 어울리기 위해 술을 마신 경험		
	2) 혼자서 술을 마신 경험		
	3) 가족이나 친구로부터 술을 줄이라는 충고를 들은 경험		
	4) 술을 마시고 오토바이나 자전거 운전을 하거나 술을 마신 사람이 운전하는 오토바이나 자전거, 자동차에 탑승한 경험		
	5) 술을 마시고 기억이 끊긴 경험		
	6) 술을 마시고 다른 사람과 시비를 벌인 경험		

지표명	현재 음주자의 주류 구매율
정의	현재 음주자 중에서 최근 30일 동안 본인이 마신 술을 편의점이나 가게 등에서 구매한 사람의 분율
분자	현재 음주자 중에서 최근 30일 동안 본인이 마신 술을 편의점이나 가게 등에서 구매한 사람의 수(61번 문항 ③)
분모	현재 음주자 수(58번 문항 ②+...+⑦)
단위	%
설문	61. <b>최근 30일 동안</b> , 본인이 마신 술을 어떻게 구했습니까?(주된 방법 하나만 선택) ① 최근 30일 동안 술을 구하려고 한 적이 없다 ② 집, 친구 집에 있는 술을 마셨다 ③ 편의점, 가게 등에서 샀다 ④ PC방, 비디오방, 노래방에서 주문했다 ⑤ 식당, 소주방, 호프집, 나이트 클럽 등 술집에서 주문했다 ⑥ 성인으로부터 얻어서 마셨다



지표명	주류 구매 용이성	
구매 시도자	정의	구매 시도자 중에서 최근 30일 동안 편의점이나 가게 등에서 술을 사려고 했을 때 ‘많이 노력’, ‘조금만 노력’ 또는 ‘노력 없이도 쉽게’ 살 수 있었던 사람의 분율
	분자	구매 시도자 중에서 최근 30일 동안 편의점이나 가게 등에서 술을 사려고 했을 때 ‘많이 노력’, ‘조금만 노력’ 또는 ‘노력 없이도 쉽게’ 살 수 있었던 사람의 수(62번 문항 ③+④+⑤)
	분모	구매 시도자 수(62번 문항 ②+...+⑤)
현재 음주자	정의	현재 음주자 중에서 최근 30일 동안 편의점이나 가게 등에서 술을 사려고 했을 때 ‘많이 노력’, ‘조금만 노력’ 또는 ‘노력 없이도 쉽게’ 살 수 있었던 사람의 분율
	분자	현재 음주자 중에서 최근 30일 동안 편의점이나 가게 등에서 술을 사려고 했을 때 ‘많이 노력’, ‘조금만 노력’ 또는 ‘노력 없이도 쉽게’ 살 수 있었던 사람의 수(62번 문항 ③+④+⑤)
	분모	현재 음주자 수(58번 문항 ②+...+⑦)
단 위	%	
설 문	<p>62. <b>최근 30일 동안</b>, 편의점이나 가게 등에서 술을 사려고 했을 때 어떠했습니까?</p> <p>① 최근 30일 동안 술을 사려고 한 적이 없다</p> <p>② 술을 사는 것이 불가능했다</p> <p>③ 많이 노력하면 살 수 있었다</p> <p>④ 조금만 노력하면 살 수 있었다</p> <p>⑤ 노력 없이도 쉽게 살 수 있었다</p>	

지표명	연간 음주예방 교육 경험률	
정 의	최근 12개월 동안 학교에서(수업시간, 방송교육, 강당에서의 교육 등 모두 포함) 술(알코올)에 관한 교육을 받은 적이 있는 사람의 분율	
분 자	최근 12개월 동안 학교에서(수업시간, 방송교육, 강당에서의 교육 등 모두 포함) 술(알코올)에 관한 교육을 받은 적이 있는 사람의 수(63번 문항 ②)	
분 모	조사대상자 전수(63번 문항 ①+②)	
단 위	%	
설 문	<p>63. <b>최근 12개월 동안</b>, 학교에서(수업시간, 방송교육, 강당에서의 교육 등 모두 포함) 술(알코올)에 관한 교육을 받은 적이 있습니까?</p> <p>① 최근 12개월 동안 없다</p> <p>② 최근 12개월 동안 있다</p>	



### 3. 비만 및 체중조절

지표명	비만을
정 의	2007년 소아청소년 성장도표 연령별 체질량지수 기준 95백분위수 이상 또는 체질량지수 25 이상인 사람의 분율 ※체질량지수(BMI)=체중(kg)/[신장(m)] <sup>2</sup>
분 자	2007년 소아청소년 성장도표 연령별 체질량지수 기준 95백분위수 이상 또는 체질량지수 25 이상인 사람의 수
분 모	조사대상자 전수
단 위	%
설 문	25. 최근에 측정한 키(신장)는 얼마입니까? (____) cm ※소수점 첫째자리까지 입력 가능합니다. 26. 최근에 측정한 몸무게(체중)는 얼마입니까? (____) kg ※소수점 첫째자리까지 입력 가능합니다.
비 고	·성별, 학년별로 신장, 체중, 체질량지수의 이상치를 결측처리 후 결과 산출

지표명	과체중률
정 의	2007년 소아청소년 성장도표 연령별 체질량지수 기준 85백분위수 이상에서 95백분위수 미만인 사람의 분율 ※체질량지수(BMI)=체중(kg)/[신장(m)] <sup>2</sup>
분 자	2007년 소아청소년 성장도표 연령별 체질량지수 기준 85백분위수 이상에서 95백분위수 미만인 사람의 수
분 모	조사대상자 전수
단 위	%
설 문	25. 최근에 측정한 키(신장)는 얼마입니까? (____) cm ※소수점 첫째자리까지 입력 가능합니다. 26. 최근에 측정한 몸무게(체중)는 얼마입니까? (____) kg ※소수점 첫째자리까지 입력 가능합니다.
비 고	·성별, 학년별로 신장, 체중, 체질량지수의 이상치를 결측처리 후 결과 산출

지표명	정상체중률
정 의	2007년 소아청소년 성장도표 연령별 체질량지수 기준 5백분위수 이상에서 85백분위수 미만인 사람의 분율 ※체질량지수(BMI)=체중(kg)/[신장(m)] <sup>2</sup>
분 자	2007년 소아청소년 성장도표 연령별 체질량지수 기준 5백분위수 이상에서 85백분위수 미만인 사람의 수
분 모	조사대상자 전수
단 위	%
설 문	25. 최근에 측정한 키(신장)는 얼마입니까? (____) cm ※소수점 첫째자리까지 입력 가능합니다. 26. 최근에 측정한 몸무게(체중)는 얼마입니까? (____) kg ※소수점 첫째자리까지 입력 가능합니다.
비 고	·성별, 학년별로 신장, 체중, 체질량지수 결측처리 후 결과 산출



지표명	월간 체중감소 시도율
정 의	최근 30일 동안 체중 감소를 위해 노력한 적이 있는 사람의 분율
분 자	최근 30일 동안 체중 감소를 위해 노력한 적이 있는 사람의 수(27번 문항 ②)
분 모	조사대상자 전수(27번 문항 ①+...+④)
단 위	%
설 문	27. <b>최근 30일 동안</b> 체중을 조절하기 위해 노력한 적이 있습니까? ① 최근 30일 동안 체중을 조절하기 위해 별다른 노력을 하지 않았다 ② 최근 30일 동안 체중을 줄이기 위해 노력했다 ③ 최근 30일 동안 체중을 늘리기 위해 노력했다 ④ 최근 30일 동안 현재 체중을 유지하기 위해 노력했다
비 고	'07년 설문문항 추가

지표명	월간 체중증가 시도율
정 의	최근 30일 동안 체중 증가를 위해 노력한 적이 있는 사람의 분율
분 자	최근 30일 동안 체중 증가를 위해 노력한 적이 있는 사람의 수(27번 문항 ③)
분 모	조사대상자 전수(27번 문항 ①+...+④)
단 위	%
설 문	27. <b>최근 30일 동안</b> 체중을 조절하기 위해 노력한 적이 있습니까? ① 최근 30일 동안 체중을 조절하기 위해 별다른 노력을 하지 않았다 ② 최근 30일 동안 체중을 줄이기 위해 노력했다 ③ 최근 30일 동안 체중을 늘리기 위해 노력했다 ④ 최근 30일 동안 현재 체중을 유지하기 위해 노력했다
비 고	'07년 설문문항 추가

지표명	월간 체중유지 시도율
정 의	최근 30일 동안 체중 유지를 위해 노력한 적이 있는 사람의 분율
분 자	최근 30일 동안 체중 유지를 위해 노력한 적이 있는 사람의 수(27번 문항 ④)
분 모	조사대상자 전수(27번 문항 ①+...+④)
단 위	%
설 문	27. <b>최근 30일 동안</b> 체중을 조절하기 위해 노력한 적이 있습니까? ① 최근 30일 동안 체중을 조절하기 위해 별다른 노력을 하지 않았다 ② 최근 30일 동안 체중을 줄이기 위해 노력했다 ③ 최근 30일 동안 체중을 늘리기 위해 노력했다 ④ 최근 30일 동안 현재 체중을 유지하기 위해 노력했다
비 고	'07년 설문문항 추가



지표명	월간 체중감소 시도자의 부적절한 체중감소방법 시도율		
정의	월간 체중감소 시도자 중에서 최근 30일 동안 부적절한 방법(단식, 의사처방 없이 마음대로 살 빼는 약 먹음, 설사약 또는 이뇨제, 식사 후 구토, 한 가지 음식만 먹는 다이어트)으로 체중 감소를 시도한 적이 있는 사람의 분율		
분자	월간 체중감소 시도자 중에서 최근 30일 동안 부적절한 방법(단식, 의사처방 없이 마음대로 살 빼는 약 먹음, 설사약 또는 이뇨제, 식사 후 구토, 한 가지 음식만 먹는 다이어트)으로 체중 감소를 시도한 적이 있는 사람의 수(28번 2), 5), 6), 7), 8) 문항에서 ②가 하나 이상인 경우)		
분모	월간 체중감소 시도자 수(27번 문항 ②)		
단위	%		
설문	28. <b>최근 30일 동안</b> , 체중조절을 위해 <b>시도해 보았던 방법</b> 을 표시하세요		
	체중조절을 위해 시도해 보았던 방법	①없다	②있다
	1) 규칙적인 운동		
	2) 단식(24시간이상 굶은 경우)		
	3) 식사량을 줄임		
	4) 의사 처방을 받아 살 빼는 약 먹음		
	5) 의사 처방 없이 마음대로 살 빼는 약 먹음		
	6) 설사약 또는 이뇨제		
	7) 식사 후 구토		
	8) 한 가지 음식만 먹는 다이어트(예: 포도, 달걀, 우유 다이어트 등)		
	9) 한약		
	10) 다이어트식품		

지표명	신체이미지 왜곡 인지율		
정의	2007년 소아청소년 성장도표 연령별 체질량지수 기준 85백분위수 미만인 자 중에서 자신의 체형을 살이 찢 편이라고 인지하는 사람의 분율 ※체질량지수(BMI)=체중(kg)/[신장(m)] <sup>2</sup>		
분자	2007년 소아청소년 성장도표 연령별 체질량지수 기준 85백분위수 미만인 자 중에서 자신의 체형을 살이 찢 편이라고 인지하는 사람의 수(체질량지수 5백분위수 이상에서 85백분위수 미만인 사람이 2번 문항 ④+⑤를 답한 경우+체질량지수 5백분위수 미만인 사람이 2번 문항 ③+④+⑤를 답한 경우)		
분모	2007년 소아청소년 성장도표 연령별 체질량지수 기준 85백분위수 미만인 사람의 수		
단위	%		
설문	2. 자신의 체형이 어떻다고 생각하십니까?		
	① 매우 마른 편이다		
	② 약간 마른 편이다		
	③ 보통이다		
	④ 약간 살이 찢 편이다		
	⑤ 매우 살이 찢 편이다		
비고	·성별, 학년별로 신장, 체중, 체질량지수의 이상치를 결측처리 후 결과 산출		



#### 4. 신체활동

지표명	주3일 이상 격렬한 신체활동 실천율
정 의	최근 7일 동안 격렬한 신체활동(조깅, 축구, 농구, 태권도, 등산, 빠른 속도의 자전거타기, 빠른 수영, 무거운 물건 나르기 등)을 20분 이상 한 날이 3일 이상인 사람의 분율
분 자	최근 7일 동안 격렬한 신체활동을 20분 이상 한 날이 3일 이상인 사람의 수(17번 문항 ④+⑤+⑥)
분 모	조사대상자 전수(17번 문항 ①+...+⑥)
단 위	%
설 문	<p>17. <b>최근 7일 동안</b>, 숨이 많이 차거나 몸에 땀이 날 정도의 <b>격렬한 신체활동</b>을 20분 이상 한 날은 며칠입니까?          ※격렬한 신체활동 조깅, 축구, 농구, 태권도, 등산, 빠른 속도의 자전거 타기, 빠른 수영, 무거운 물건 나르기 등</p> <p>① 최근 7일 동안 없다          ② 주 1일          ③ 주 2일          ④ 주 3일          ⑤ 주 4일          ⑥ 주 5일 이상</p>

지표명	주5일 이상 중등도 신체활동 실천율
정 의	최근 7일 동안 중등도 신체활동(탁구, 가벼운 물건 나르기, 천천히 하는 수영, 시합으로 하지 않는 배구, 배드민턴 등)을 30분 이상 한 날이 5일 이상인 사람의 분율
분 자	최근 7일 동안 중등도 신체활동을 30분 이상 한 날이 5일 이상인 사람의 수(18번 문항 ⑥)
분 모	조사대상자 전수(18번 문항 ①+...+⑥)
단 위	%
설 문	<p>18. <b>최근 7일 동안</b>, 평상시보다 숨이 약간 차는 정도의 <b>중등도 신체활동</b>을 30분 이상 한 날은 며칠입니까?          ※중등도 신체활동 탁구, 가벼운 물건 나르기, 천천히 하는 수영, 시합으로 하지 않는 배구, 배드민턴 등</p> <p>① 최근 7일 동안 없다          ② 주 1일          ③ 주 2일          ④ 주 3일          ⑤ 주 4일          ⑥ 주 5일 이상</p>



지표명	하루60분 주5일 이상 신체활동 실천율
정 의	최근 7일 동안 운동종류 상관없이 심장박동이 평상시보다 증가하거나, 숨이 찬 정도의 신체활동을 하루에 총합이 60분 이상 한 날이 5일 이상인 사람의 분율
분 자	최근 7일 동안 운동종류 상관없이 심장박동이 평상시보다 증가하거나, 숨이 찬 정도의 신체활동을 하루에 총합이 60분 이상 한 날이 5일 이상인 사람의 수(16번 문항 ⑥+⑦+⑧)
분 모	조사대상자 전수(16번 문항 ①+...+⑧)
단 위	%
설 문	16. <b>최근 7일 동안</b> , 심장박동이 평상시보다 증가하거나, 숨이 찬 정도의 신체활동을(종류에 상관없이) 하루에 총합이 60분 이상 한 날은 며칠입니까? ① 최근 7일 동안 없다 ② 주 1일 ③ 주 2일 ④ 주 3일 ⑤ 주 4일 ⑥ 주 5일 ⑦ 주 6일 ⑧ 주 7일
비 고	'09년 설문문항 추가

지표명	주3일 이상 근력강화운동 실천율
정 의	최근 7일 동안 근력강화운동(팔굽혀펴기, 윗몸일으키기, 역기 들기, 아령, 철봉, 평행봉 등)을 3일 이상 한 사람의 분율
분 자	최근 7일 동안 근력강화운동을 3일 이상 한 사람의 수(19번 문항 ④+⑤+⑥)
분 모	조사대상자 전수(19번 문항 ①+...+⑥)
단 위	%
설 문	19. <b>최근 7일 동안</b> , 팔굽혀펴기, 윗몸일으키기, 역기 들기, 아령, 철봉, 평행봉 같은 근육 힘을 키우는 운동(근력강화운동)을 한 날은 며칠입니까? ① 최근 7일 동안 없다 ② 주 1일 ③ 주 2일 ④ 주 3일 ⑤ 주 4일 ⑥ 주 5일 이상



지표명	주중 1일 2시간 이상 앉아 있는 여가시간율
정 의	지난주 주중(월~금) 여가시간에 TV보기(교육방송 시청 제외), 게임, 인터넷, 수다떨기 등으로 앉아서 보낸 시간이 하루 평균 2시간 이상인 사람의 분율
분 자	지난주 주중(월~금) 여가시간에 TV보기(교육방송 시청 제외), 게임, 인터넷, 수다떨기 등으로 앉아서 보낸 시간이 하루 평균 2시간 이상인 사람의 수(22번 문항 ③+④+⑤)
분 모	조사대상자 전수(22번 문항 ①+...+⑤)
단 위	%
설 문	<p>22. <b>지난주 주중(월~금요일)</b> 여가시간에 TV보기, 게임, 인터넷, 수다떨기 등으로 <b>앉아서 보낸 시간</b>이 하루에 보통 몇 시간 정도입니까?</p> <p>※숙제나 공부를 하기 위해 TV를 보거나 컴퓨터를 사용한 것, 교육방송 시청(EBS 등)은 제외합니다.</p> <p>① 하루 1시간 미만          ② 하루 1시간~2시간 미만          ③ 하루 2시간~3시간 미만          ④ 하루 3시간~4시간 미만          ⑤ 하루 4시간 이상</p>



## 5. 식습관

지표명	주5일 이상 아침식사 결식률
정 의	최근 7일 동안 아침식사를 5일 이상 먹지 않은 사람의 분율
분 자	최근 7일 동안 아침식사를 5일 이상 먹지 않은 사람의 수(5번 문항 ①+②+③)
분 모	조사대상자 전수(5번 문항 ①+...+⑧)
단 위	%
설 문	<p>5. <b>최근 7일 동안, 아침식사를</b>(우유나 주스만 먹은 것은 제외) 한 날은 며칠입니까?  ※빵, 전식 또는 미숫가루, 죽, 시리얼 등으로 식사를 한 경우는 식사에 포함합니다.</p> <p>① 0일  ② 1일  ③ 2일  ④ 3일  ⑤ 4일  ⑥ 5일  ⑦ 6일  ⑧ 7일</p>
비 고	설문문항 및 응답보기 수정('09, '10, '11년)으로 연도비교 시 주의

지표명	주5일 이상 점심식사 결식률
정 의	최근 7일 동안 점심식사를 5일 이상 먹지 않은 사람의 분율
분 자	최근 7일 동안 점심식사를 5일 이상 먹지 않은 사람의 수(6번 문항 ①+②+③)
분 모	조사대상자 전수(6번 문항 ①+...+⑧)
단 위	%
설 문	<p>6. <b>최근 7일 동안, 점심식사를</b>(우유나 주스만 먹은 것은 제외) 한 날은 며칠입니까?  ※빵, 전식 또는 미숫가루, 죽, 시리얼 등으로 식사를 한 경우는 식사에 포함합니다.</p> <p>① 0일  ② 1일  ③ 2일  ④ 3일  ⑤ 4일  ⑥ 5일  ⑦ 6일  ⑧ 7일</p>
비 고	설문문항 및 응답보기 수정('09, '10, '11년)으로 연도비교 시 주의



지표명	주5일 이상 저녁식사 결식률
정 의	최근 7일 동안 저녁식사를 5일 이상 먹지 않은 사람의 분율
분 자	최근 7일 동안 저녁식사를 5일 이상 먹지 않은 사람의 수(7번 문항 ①+②+③)
분 모	조사대상자 전수(7번 문항 ①+...+⑧)
단 위	%
설 문	<p>7. <b>최근 7일 동안, 저녁식사를</b>(우유나 주스만 먹은 것은 제외) 한 날은 며칠입니까?  ※빵, 전식 또는 미숫가루, 죽, 시리얼 등으로 식사를 한 경우는 식사에 포함합니다.</p> <p>① 0일  ② 1일  ③ 2일  ④ 3일  ⑤ 4일  ⑥ 5일  ⑦ 6일  ⑧ 7일</p>
비 고	설문문항 및 응답보기 수정('09, '10, '11년)으로 연도비교 시 주의

지표명	1일 1회 이상 과일 섭취율
정 의	최근 7일 동안 1일 1회 이상 과일(과일주스 제외)을 먹은 사람의 분율
분 자	최근 7일 동안 1일 1회 이상 과일(과일주스 제외)을 먹은 사람의 수(8번 문항 ⑤+⑥+⑦)
분 모	조사대상자 전수(8번 문항 ①+...+⑦)
단 위	%
설 문	<p>8. <b>최근 7일 동안, 과일(과일주스 제외)</b>을 얼마나 자주 먹었습니까?</p> <p>① 최근 7일 동안 먹지 않았다  ② 주 1~2번  ③ 주 3~4번  ④ 주 5~6번  ⑤ 매일 1번  ⑥ 매일 2번  ⑦ 매일 3번 이상</p>
비 고	설문문항 및 응답보기 수정('09, '10, '11년)으로 연도비교 시 주의

지표명	1일 3회 이상 채소 섭취율
정 의	최근 7일 동안 1일 3회 이상 채소반찬(김치 제외)을 먹은 사람의 분율
분 자	최근 7일 동안 1일 3회 이상 채소반찬(김치 제외)을 먹은 사람의 수(13번 문항 ⑦)
분 모	조사대상자 전수(13번 문항 ①+...+⑦)
단 위	%
설 문	<p>13. <b>최근 7일 동안, 식사할 때 채소반찬(김치 제외)</b>을 얼마나 자주 먹었습니까?</p> <p>① 최근 7일 동안 먹지 않았다  ② 주 1~2번  ③ 주 3~4번  ④ 주 5~6번  ⑤ 매일 1번  ⑥ 매일 2번  ⑦ 매일 3번 이상</p>
비 고	설문문항 및 응답보기 수정('09, '10, '11년)으로 연도비교 시 주의



지표명	1일 2회 이상 우유 섭취율
정 의	최근 7일 동안 1일 2회 이상 우유(흰우유, 색깔우유 모두 포함)를 마신 사람의 분율
분 자	최근 7일 동안 1일 2회 이상 우유(흰우유, 색깔우유 모두 포함)를 마신 사람의 수 (14번 문항 ⑥+⑦)
분 모	조사대상자 전수(14번 문항 ①+...+⑦)
단 위	%
설 문	14. <b>최근 7일 동안, 우유(흰우유, 색깔우유 모두 포함)</b> 를 얼마나 자주 마셨습니까? ① 최근 7일 동안 마시지 않았다 ② 주 1~2번 ③ 주 3~4번 ④ 주 5~6번 ⑤ 매일 1번 ⑥ 매일 2번 ⑦ 매일 3번 이상
비 고	설문문항 및 응답보기 수정('09, '10, '11년)으로 연도비교 시 주의

지표명	주3회 이상 탄산음료 섭취율
정 의	최근 7일 동안 3회 이상 탄산음료를 마신 사람의 분율
분 자	최근 7일 동안 3회 이상 탄산음료를 마신 사람의 수(9번 문항 ③+...+⑦)
분 모	조사대상자 전수(9번 문항 ①+...+⑦)
단 위	%
설 문	9. <b>최근 7일 동안, 탄산음료</b> 를 얼마나 자주 마셨습니까? ① 최근 7일 동안 마시지 않았다 ② 주 1~2번 ③ 주 3~4번 ④ 주 5~6번 ⑤ 매일 1번 ⑥ 매일 2번 ⑦ 매일 3번 이상
비 고	설문문항 및 응답보기 수정('09, '10, '11년)으로 연도비교 시 주의

지표명	주3회 이상 패스트푸드 섭취율
정 의	최근 7일 동안 3회 이상 피자, 햄버거, 치킨 같은 패스트푸드를 먹은 사람의 분율
분 자	최근 7일 동안 3회 이상 피자, 햄버거, 치킨 같은 패스트푸드를 먹은 사람의 수(10번 문항 ③+...+⑦)
분 모	조사대상자 전수(10번 문항 ①+...+⑦)
단 위	%
설 문	10. <b>최근 7일 동안, 피자, 햄버거, 치킨 같은 패스트푸드</b> 를 얼마나 자주 먹었습니까? ① 최근 7일 동안 먹지 않았다 ② 주 1~2번 ③ 주 3~4번 ④ 주 5~6번 ⑤ 매일 1번 ⑥ 매일 2번 ⑦ 매일 3번 이상
비 고	설문문항 및 응답보기 수정('09, '10, '11년)으로 연도비교 시 주의



지표명	주3회 이상 라면 섭취율
정 의	최근 7일 동안 3회 이상 라면이나 컵라면을 먹은 사람의 분율
분 자	최근 7일 동안 3회 이상 라면이나 컵라면을 먹은 사람의 수(11번 문항 ③+...+⑦)
분 모	조사대상자 전수(11번 문항 ①+...+⑦)
단 위	%
설 문	11. <b>최근 7일 동안, 라면이나 컵라면</b> 을 얼마나 자주 먹었습니까? ① 최근 7일 동안 먹지 않았다 ② 주 1~2번 ③ 주 3~4번 ④ 주 5~6번 ⑤ 매일 1번 ⑥ 매일 2번 ⑦ 매일 3번 이상
비 고	설문문항 및 응답보기 수정('09, '10, '11년)으로 연도비교 시 주의

지표명	주3회 이상 과자 섭취율
정 의	최근 7일 동안 3회 이상 과자를 먹은 사람의 분율
분 자	최근 7일 동안 3회 이상 과자를 먹은 사람의 수(12번 문항 ③+...+⑦)
분 모	조사대상자 전수(12번 문항 ①+...+⑦)
단 위	%
설 문	12. <b>최근 7일 동안, 과자</b> 를 얼마나 자주 먹었습니까? ① 최근 7일 동안 먹지 않았다 ② 주 1~2번 ③ 주 3~4번 ④ 주 5~6번 ⑤ 매일 1번 ⑥ 매일 2번 ⑦ 매일 3번 이상
비 고	설문문항 및 응답보기 수정('09, '10, '11년)으로 연도비교 시 주의

지표명	연간 영양 및 식사습관 교육 경험률
정 의	최근 12개월 동안 학교에서(수업시간, 방송교육, 강당에서의 교육 등 모두 포함) 영양 및 식사습관에 대한 교육을 받은 적이 있는 사람의 분율
분 자	최근 12개월 동안 학교에서(수업시간, 방송교육, 강당에서의 교육 등 모두 포함) 영양 및 식사습관에 대한 교육을 받은 적이 있는 사람의 수(15번 문항 ②)
분 모	조사대상자 전수(15번 문항 ①+②)
단 위	%
설 문	15. <b>최근 12개월 동안, 학교에서(수업시간, 방송교육, 강당에서의 교육 등 모두 포함) 영양 및 식사습관에 대한 교육</b> 을 받은 적이 있습니까? ① 최근 12개월 동안 없다 ② 최근 12개월 동안 있다



## 6. 손상예방

지표명	앞좌석 안전벨트 미착용률						
정 의	승용차나 택시 앞좌석 탑승 경험자 중에서 안전벨트를 ‘가끔 매는 편’ 또는 ‘전혀 매지 않는’ 사람의 분율						
분 자	승용차나 택시 앞좌석 탑승 경험자 중에서 안전벨트를 ‘가끔 매는 편’ 또는 ‘전혀 매지 않는’ 사람의 수 (52번 1)문항 ④+⑤)						
분 모	승용차나 택시 앞좌석 탑승 경험자 수(52번 1)문항 ②+...+⑤)						
단 위	%						
설 문	52. 승용차나 택시, 고속버스를 탈 때 안전벨트를 맵니까?						
	구분		①탄 적이 없다	②항상 맨다	③대체로 매는 편이다	④가끔 매는 편이다	⑤전혀 매지 않는다
	승용차나 택시	1)앞좌석	○	○	○	○	○
		2)뒷좌석	○	○	○	○	○
	3)고속버스		○	○	○	○	○

지표명	뒷좌석 안전벨트 미착용률						
정 의	승용차나 택시 뒷좌석 탑승 경험자 중에서 안전벨트를 ‘가끔 매는 편’ 또는 ‘전혀 매지 않는’ 사람의 분율						
분 자	승용차나 택시 뒷좌석 탑승 경험자 중에서 안전벨트를 ‘가끔 매는 편’ 또는 ‘전혀 매지 않는’ 사람의 수 (52번 2)문항 ④+⑤)						
분 모	승용차나 택시 뒷좌석 탑승 경험자 수(52번 2)문항 ②+...+⑤)						
단 위	%						
설 문	52. 승용차나 택시, 고속버스를 탈 때 <b>안전벨트</b> 를 맵니까?						
	구분		①탄 적이 없다	②항상 맨다	③대체로 매는 편이다	④가끔 매는 편이다	⑤전혀 매지 않는다
	승용차나 택시	1)앞좌석	○	○	○	○	○
		2)뒷좌석	○	○	○	○	○
	3)고속버스		○	○	○	○	○
비 고	’09년 설문문항 추가						

지표명	고속버스 안전벨트 미착용률						
정 의	고속버스 탑승 경험자 중에서 안전벨트를 ‘가끔 매는 편’ 또는 ‘전혀 매지 않는’ 사람의 분율						
분 자	고속버스 탑승 경험자 중에서 안전벨트를 ‘가끔 매는 편’ 또는 ‘전혀 매지 않는’ 사람의 수 (52번 3)문항 ④+⑤)						
분 모	고속버스 탑승 경험자 수(52번 3)문항 ②+...+⑤)						
단 위	%						
설 문	52. 승용차나 택시, 고속버스를 탈 때 <b>안전벨트</b> 를 맵니까?						
	구분		①탄 적이 없다	②항상 맨다	③대체로 매는 편이다	④가끔 매는 편이다	⑤전혀 매지 않는다
	승용차나 택시	1)앞좌석	○	○	○	○	○
		2)뒷좌석	○	○	○	○	○
	3)고속버스		○	○	○	○	○
비 고	'09년 설문문항 추가						



지표명	자전거 헬멧 미착용률
정 의	최근 12개월 동안 자전거를 타 본 사람 중에서 헬멧을 ‘가끔 착용’ 또는 ‘전혀 착용하지 않는’ 사람의 분율
분 자	최근 12개월 동안 자전거를 타 본 사람 중에서 헬멧을 ‘가끔 착용’ 또는 ‘전혀 착용하지 않는’ 사람의 수 (54번 문항 ④+⑤)
분 모	자전거를 타 본 사람의 수(54번 문항 ②+...+⑤)
단 위	%
설 문	54. <b>최근 12개월 동안, 자전거를 탈 때</b> 헬멧을 착용했습니까? ① 최근 12개월 동안 탄 적이 없었다 ② 항상 착용했다 ③ 대체로 착용한 편이다 ④ 가끔 착용했다 ⑤ 전혀 착용하지 않았다
비 고	’09년 설문문항 준거기간 추가로 ’05~’08년 결과와 ’09년 이후 결과는 연도비교 시 주의

지표명	오토바이 헬멧 미착용률
정 의	최근 12개월 동안 오토바이를 운전하거나 뒷자리 동승 경험자 중에서 헬멧을 ‘가끔 착용’ 또는 ‘전혀 착용하지 않는’ 사람의 분율
분 자	최근 12개월 동안 오토바이를 운전하거나 뒷자리 동승 경험자 중에서 헬멧을 ‘가끔 착용’ 또는 ‘전혀 착용하지 않는’ 사람의 수(53번 문항 ④+⑤)
분 모	오토바이를 운전하거나 뒷자리 동승 경험자 수(53번 문항 ②+...+⑤)
단 위	%
설 문	53. <b>최근 12개월 동안, 오토바이를 탈 때</b> (본인이 운전하거나 뒷자리에 동승할 때 모두 포함) 헬멧을 착용했습니까? ① 최근 12개월 동안 탄 적이 없었다 ② 항상 착용했다 ③ 대체로 착용한 편이다 ④ 가끔 착용했다 ⑤ 전혀 착용하지 않았다
비 고	’09년 설문문항 준거기간 추가로 ’05~’08년 결과와 ’09년 이후 결과는 연도비교 시 주의



## 7. 성행태

지표명	성관계 경험률
정 의	평생동안 성관계(이성 또는 동성) 경험이 있는 사람의 분율
분 자	평생동안 성관계(이성 또는 동성) 경험이 있는 사람의 수(78번 문항 ③ 또는 ⑤)
분 모	조사대상자 전수
단 위	%
설 문	78. 지금까지 경험해 본 것을 모두 고르십시오 ① 없다 ② 여성과 키스, 애무 ③ 여성과 성관계 ④ 동성과 키스, 애무 ⑤ 동성과 성관계 ⑥ 다른 사람으로부터 성폭력 ⑦ 남에게 성폭력 가해
비 고	'06년 설문문항 및 지표정의 변경으로 연도비교 시 주의

지표명	성관계 경험자의 술 마신 후 성관계 경험률
정 의	평생 성관계(이성 또는 동성) 경험자 중 술을 마신 후 성관계(이성 또는 동성)를 한 적이 있는 사람의 분율
분 자	평생 성관계(이성 또는 동성) 경험자 중 술을 마신 후 성관계(이성 또는 동성)를 한 적이 있는 사람의 수 (80번 문항 ②)
분 모	평생동안 성관계(이성 또는 동성) 경험이 있는 사람 수(78번 문항 ③ 또는 ⑤)
단 위	%
설 문	80. 술을 마신 후 성관계를 한 적이 있습니까? ① 없다 ② 있다
비 고	'10년 설문문항 추가



지표명	중1 학생의 중학교 입학 전 성관계 경험률
정 의	중학교 1학년 학생 중에서 중학교 입학하기 이전에 성관계(이성 또는 동성)를 해 본 적이 있는 사람의 분율
분 자	중학교 1학년 학생 중에서 중학교 입학하기 이전에 성관계(이성 또는 동성)를 해 본 적이 있는 사람의 수 (79번 문항 ①+...+⑦)
분 모	중학교 1학년 학생 수(129번 문항 ①)
단 위	%
설 문	79. 성관계를 처음 해 본 것은 언제입니까? ① 초등학교 입학 전 ② 초등학교 1학년 ③ 초등학교 2학년 ④ 초등학교 3학년 ⑤ 초등학교 4학년 ⑥ 초등학교 5학년 ⑦ 초등학교 6학년 ⑧ 중학교 1학년 ⑨ 중학교 2학년 ⑩ 중학교 3학년 ⑪ 고등학교 1학년 ⑫ 고등학교 2학년 ⑬ 고등학교 3학년
비 고	129번 문항(학년) 간 논리적 오류 결측처리 후 결과 산출

지표명	성관계 시작 연령
정 의	평생 성관계(이성 또는 동성) 경험자 중 성관계(이성 또는 동성)를 처음 시작한 연령의 평균
분 자	평생 성관계(이성 또는 동성) 경험자 중 성관계(이성 또는 동성)를 처음 시작한 연령의 합
분 모	평생동안 성관계(이성 또는 동성) 경험이 있는 사람 수(78번 문항 ③ 또는 ⑤)
단 위	세(歲)
설 문	79. 성관계를 처음 해 본 것은 언제입니까? ① 초등학교 입학 전 ② 초등학교 1학년 ③ 초등학교 2학년 ④ 초등학교 3학년 ⑤ 초등학교 4학년 ⑥ 초등학교 5학년 ⑦ 초등학교 6학년 ⑧ 중학교 1학년 ⑨ 중학교 2학년 ⑩ 중학교 3학년 ⑪ 고등학교 1학년 ⑫ 고등학교 2학년 ⑬ 고등학교 3학년
비 고	·산출식 변경: 학년의 평균연령으로 환산('05~'09년) → 만나이로 계산('10년), 연도비교를 위해 '10년 기준으로 '05~'09년 재산출 ·129번 문항(학년) 간 논리적 오류 결측처리 후 결과 산출



지표명	피임 실천율
정의	평생 성관계(이성) 경험자 중 성관계 시 ‘항상’ 또는 ‘대부분’ 피임을 한 사람의 비율
분자	평생 성관계(이성) 경험자 중 성관계 시 ‘항상’ 또는 ‘대부분’ 피임을 한 사람의 수 (81번 문항 ①+②)
분모	평생동안 성관계(이성) 경험이 있는 사람 수(78번 문항 ③&⑤ 또는 ③)
단위	%
설문	81. 성관계 시 임신을 예방하기 위해 <b>피임</b> 하였습니까? ① 항상 피임을 했다 ② 대부분 피임을 했다 ③ 가끔 피임을 했다 ④ 전혀 하지 않았다
비고	동성과 성관계만 경험한 학생 중 임신 경험이 있다고 응답한 경우는 결측처리 후 결과 산출

지표명	임신 경험률
정의	여학생 중 임신을 해 본 적이 있는 사람의 비율
분자	여학생 중 임신을 해 본 적이 있는 사람의 수(83번 문항 ②)
분모	여학생 전수(76번 문항 ②)
단위	%
설문	83. 임신을 해 본 적이 있습니까? ① 없다 ② 있다

지표명	인공임신중절수술 경험률	
여학생	정의	여학생 중 인공임신중절수술을 받은 적이 있는 사람의 비율
	분자	여학생 중 인공임신중절수술을 받은 적이 있는 사람의 수(84번 문항 ②)
	분모	여학생 전수(76번 문항 ②)
임신 경험 여학생	정의	임신 경험 여학생 중 인공임신중절수술을 받은 적이 있는 사람의 비율
	분자	임신 경험 여학생 중 인공임신중절수술을 받은 적이 있는 사람의 비율(84번 문항 ②)
	분모	임신 경험 여학생 수(76번 문항 ②)이면서 83번 문항 ②)
단 위	%	
설 문	84. 인공임신중절수술(낙태)을 해 본 적이 있습니까?	
	① 없다	
	② 있다	

지표명	성병 경험률
정의	평생 성관계(이성 또는 동성) 경험자 중 성병에 걸려본 적이 있는 사람의 비율
분자	평생 성관계(이성 또는 동성) 경험자 중 성병에 걸려본 적이 있는 사람의 수(85번 문항 ②)
분모	평생동안 성관계(이성 또는 동성) 경험이 있는 사람 수(78번 문항 ③ 또는 ⑤)
단위	%
설문	85. 성관계로 인해 <b>성병(임질, 매독, 성기사마귀, 요도염, 골반염, 에이즈(AIDS) 등)</b> 에 걸려본 적이 있습니까? ① 없다 ② 있다



지표명	몽정 시작 연령
정의	몽정 경험 남학생 중 처음으로 몽정을 경험한 시작 연령의 평균
분자	몽정 경험 남학생 중 처음으로 몽정을 경험한 시작 연령의 합
분모	몽정 경험 남학생 수(76번 문항 ①이면서 77-1번 문항 ②+...+⑭)
단위	세(歲)
설문	<p>77-1. 첫 몽정은 언제 하였습니다?</p> <p>※몽정: 잠을 자다가 자기도 모르게 정액을 배출하는 것을 말하며, 매우 정상적인 생리적 현상입니다.</p> <p>① 지금까지 몽정 경험이 없다          ② 초등학교 입학 전          ③ 초등학교 1학년          ④ 초등학교 2학년          ⑤ 초등학교 3학년          ⑥ 초등학교 4학년          ⑦ 초등학교 5학년          ⑧ 초등학교 6학년          ⑨ 중학교 1학년          ⑩ 중학교 2학년          ⑪ 중학교 3학년          ⑫ 고등학교 1학년          ⑬ 고등학교 2학년          ⑭ 고등학교 3학년</p>
비고	<p>·'06년 설문문항 추가</p> <p>·산출식 변경: 학년의 평균연령으로 환산('05~'09년) → 만나이로 계산('10년), 연도비교를 위해 '10년 기준으로 '05~'09년 재산출</p> <p>·129번 문항(학년) 간 논리적 오류 결측처리 후 결과 산출</p>

지표명	월경 시작 연령
정의	월경 경험 여학생 중 처음으로 월경을 경험한 시작 연령의 평균
분자	월경 경험 여학생 중 처음으로 월경을 경험한 시작 연령의 합
분모	월경 경험 여학생 수(76번 문항 ②이면서 77-2번 문항 ②+...+⑭)
단위	세(歲)
설문	<p>77-2. 첫 월경(생리)은 언제 하였습니다?</p> <p>① 지금까지 월경 경험이 없다          ② 초등학교 입학 전          ③ 초등학교 1학년          ④ 초등학교 2학년          ⑤ 초등학교 3학년          ⑥ 초등학교 4학년          ⑦ 초등학교 5학년          ⑧ 초등학교 6학년          ⑨ 중학교 1학년          ⑩ 중학교 2학년          ⑪ 중학교 3학년          ⑫ 고등학교 1학년          ⑬ 고등학교 2학년          ⑭ 고등학교 3학년</p>
비고	<p>·'06년 설문문항 추가</p> <p>·산출식 변경: 학년의 평균연령으로 환산('05~'09년) → 만나이로 계산('10년), 연도비교를 위해 '10년 기준으로 '05~'09년 재산출</p> <p>·129번 문항(학년) 간 논리적 오류 결측처리 후 결과 산출</p>



지표명	연간 성교육 경험률
정의	최근 12개월 동안 학교에서(수업시간, 방송교육, 강당에서의 교육 등 모두 포함) 성교육을 받은 적이 있는 사람의 분율
분자	최근 12개월 동안 학교에서(수업시간, 방송교육, 강당에서의 교육 등 모두 포함) 성교육을 받은 적이 있는 사람의 수(87번 문항 ②)
분모	조사대상자 전수(87번 문항 ①+②)
단위	%
설문	87. <u>최근 12개월 동안 학교에서(수업시간, 방송교육, 강당에서의 교육 등 모두 포함) 성교육을 받은 적이 있습니까?</u> ① 최근 12개월 동안 없다 ② 최근 12개월 동안 있다



## 8. 정신보건

지표명	스트레스 인지율
정 의	평상시 스트레스를 ‘대단히 많이’ 또는 ‘많이’ 느끼는 편인 사람의 분율
분 자	평상시 스트레스를 ‘대단히 많이’ 또는 ‘많이’ 느끼는 편인 사람의 수(29번 문항 ①+②)
분 모	조사대상자 전수(29번 문항 ①+...+⑤)
단 위	%
설 문	29. 평상시 스트레스를 얼마나 느끼고 있습니까? ① 대단히 많이 느낀다 ② 많이 느낀다 ③ 조금 느낀다 ④ 별로 느끼지 않는다 ⑤ 전혀 느끼지 않는다

지표명	우울감 경험률
정 의	최근 12개월 동안 2주 내내 일상생활을 중단할 정도로 슬프거나 절망감을 느낀 적이 있는 사람의 분율
분 자	최근 12개월 동안 2주 내내 일상생활을 중단할 정도로 슬프거나 절망감을 느낀 적이 있는 사람의 수(34번 문항 ②)
분 모	조사대상자 전수(34번 문항 ①+②)
단 위	%
설 문	34. <u>최근 12개월 동안</u> 2주 내내 일상생활을 중단할 정도로 슬프거나 절망감을 느낀 적이 있었습니까? ① 최근 12개월 동안 없다 ② 최근 12개월 동안 있다

지표명	자살 생각률
정 의	최근 12개월 동안 심각하게 자살을 생각한 적이 있는 사람의 분율
분 자	최근 12개월 동안 심각하게 자살을 생각한 적이 있는 사람의 수(35번 문항 ②)
분 모	조사대상자 전수(35번 문항 ①+②)
단 위	%
설 문	35. <u>최근 12개월 동안</u> 심각하게 자살을 생각한 적이 있었습니까? ① 최근 12개월 동안 없다 ② 최근 12개월 동안 있다

지표명	자살 계획률
정 의	최근 12개월 동안 자살하기 위해 구체적인 계획을 세운 적이 있는 사람의 분율
분 자	최근 12개월 동안 자살하기 위해 구체적인 계획을 세운 적이 있는 사람의 수(36번 문항 ②)
분 모	조사대상자 전수(36번 문항 ①+②)
단 위	%
설 문	36. <u>최근 12개월 동안</u> 자살하기 위해 구체적인 계획을 세운 적이 있었습니까? ① 최근 12개월 동안 없다 ② 최근 12개월 동안 있다
비 고	’11년 설문문항 추가



지표명	자살 시도율
정 의	최근 12개월 동안 자살을 시도한 적이 있는 사람의 분율
분 자	최근 12개월 동안 자살을 시도한 적이 있는 사람의 수(37번 문항 ②)
분 모	조사대상자 전수(37번 문항 ①+②)
단 위	%
설 문	37. <b>최근 12개월 동안 자살을 시도한 적이 있었습니까?</b> ① 최근 12개월 동안 없다 ② 최근 12개월 동안 있다

지표명	자살 시도 후 병원 치료 경험률	
전수	정의	최근 12개월 동안 자살을 시도하여 병원에서 치료를 받은 적이 있는 사람의 분율
	분자	최근 12개월 동안 자살을 시도하여 병원에서 치료를 받은 적이 있는 사람의 수(38번 문항 ②)
	분모	조사대상자 전수(37번 문항 ①+②)
자살 시도자	정의	최근 12개월 동안 자살 시도자 중에서 자살을 시도하여 병원에서 치료를 받은 적이 있는 사람의 분율
	분자	최근 12개월 동안 자살 시도자 중에서 자살을 시도하여 병원에서 치료를 받은 적이 있는 사람의 수(38번 문항 ②)
	분모	최근 12개월 동안 자살을 시도한 적이 있는 사람의 수(37번 문항 ②)
단 위	%	
설 문	38. <b>최근 12개월 동안 자살을 시도하여 병원에서 치료를 받은 적이 있었습니까?</b> ① 최근 12개월 동안 없다 ② 최근 12개월 동안 있다	
비 고	'10년 설문문항 추가	

지표명	주중 평균수면시간					
정 의	지난주 주중(월~금요일) 수면시간의 평균					
분 자	지난주 주중(월~금요일) 수면시간의 합					
분 모	조사대상자 전수					
단 위	시간					
설 문	33. <b>지난주 주중(월~금요일)에 잠자리에 든 시각과 일어난 시각</b> 은 보통 몇 시, 몇 분입니까?					
	구 분		시 각			
	지난주 주중(월~금요일)에 잠자리에 든 시각		시	▼	분	▼
	지난주 주중(월~금요일)에 일어난 시각		시	▼	분	▼
비 고	일어난 시각, 잠자리에 든 시각 이상치 결측처리 후 결과 산출					



지표명	주관적 수면 충족률
정 의	최근 7일 동안 잠을 잔 시간이 피로회복에 '매우 충분' 또는 '충분'하다고 생각하는 사람의 분율
분 자	최근 7일 동안 잠을 잔 시간이 피로회복에 '매우 충분' 또는 '충분'하다고 생각하는 사람의 수 (32번 문항 ①+②)
분 모	조사대상자 전수(32번 문항 ①+...+⑤)
단 위	%
설 문	32. <b>최근 7일 동안</b> , 잠을 잔 시간이 피로회복에 충분하다고 생각합니까? ① 매우 충분하다 ② 충분하다 ③ 그저 그렇다 ④ 충분하지 않다 ⑤ 전혀 충분하지 않다



## 9. 구강보건

지표명	학교에서 점심식사 후 칫솔질 실천율
정 의	최근 7일 동안 학교에서 점심식사 후 칫솔질을 한 사람의 분율
분 자	최근 7일 동안 학교에서 점심식사 후 칫솔질을 한 사람의 수(41번 문항 ①+②)
분 모	조사대상자 전수(41번 문항 ①+...+④)
단 위	%
설 문	41. <b>최근 7일 동안, 학교에서 점심식사 후 칫솔질을 얼마나 자주 하였습니다か?</b> ① 항상 했다 ② 대부분 했다 ③ 가끔 했다 ④ 하지 않았다

지표명	1일 3회 이상 칫솔질 실천율					
정 의	어제 하루 동안 칫솔질을 한 횟수가 총 3회 이상인 사람의 분율					
분 자	어제 하루 동안 칫솔질을 한 횟수가 총 3회 이상인 사람의 수 (39번 1)~3) 문항 ①, ②, ③과 40번 1)~2) 문항 ① 중 셋 이상인 경우)					
분 모	조사대상자 전수					
단 위	%					
설 문	39. <b>어제 하루 동안</b> , 칫솔질을 언제 하였습니다나?(식사 전, 후는 중복선택 가능)					
		칫솔질 함			칫솔질 안 함	
		①식사 전에 함	②식사 후에 함	③식사를 하지 않았으나 칫솔질 함	④식사를 했으나 칫솔질 안 함	⑤식사를 하지 않아 칫솔질 안 함
	1) 아침	<input type="checkbox"/>	<input type="checkbox"/>	<input type="radio"/>	<input type="radio"/>	<input type="radio"/>
	2) 점심	<input type="checkbox"/>	<input type="checkbox"/>	<input type="radio"/>	<input type="radio"/>	<input type="radio"/>
	3) 저녁	<input type="checkbox"/>	<input type="checkbox"/>	<input type="radio"/>	<input type="radio"/>	<input type="radio"/>
	40. <b>어제 하루 동안</b> , 아래의 경우에 칫솔질을 하였습니다나?					
	①칫솔질 함	②칫솔질 안 함	③해당없음			
1) 잠자기 전	<input type="radio"/>	<input type="radio"/>	<input type="radio"/> 잠을 자지 않음			
2) 간식 먹은 후	<input type="radio"/>	<input type="radio"/>	<input type="radio"/> 간식을 먹지 않음			
비 고	칫솔질 시기 상관없이 횟수로만 결과 산출					



지표명	연간 구강진료 경험률
정 의	최근 12개월 동안 1회 이상 치과진료(치과, 보건소에서의 구강검진 포함)를 받은 적이 있는 사람의 분율
분 자	최근 12개월 동안 1회 이상 치과진료(치과, 보건소에서의 구강검진 포함)를 받은 적이 있는 사람의 수 (43번 문항 ②+...+⑤)
분 모	조사대상자 전수(43번 문항 ①+...+⑤)
단 위	%
설 문	43. <b>최근 12개월 동안, 치과진료(치과, 보건소에서의 구강검진 포함)</b> 를 받은 적이 있습니까? ※치과진료는 구강검진, 치료, 치열교정, 예방시술(실란트, 스케일링, 불소도포) 등을 포함합니다. ① 최근 12개월 동안 없다 ② 연 1회 ③ 연 2회 ④ 연 3회 ⑤ 연 4회 이상
비 고	'09, '10년 설문문항 변경으로 '05~'08년 결과와 '09, '10년 이후 결과는 연도비교 시 주의

지표명	연간 실란트(치아홈메우기) 경험률
정 의	최근 12개월 동안 실란트(치아홈메우기)를 받은 적이 있는 사람의 분율
분 자	최근 12개월 동안 실란트(치아홈메우기)를 받은 적이 있는 사람의 수(44번 문항 ②)
분 모	조사대상자 전수(43번 문항 ①+...+⑤)
단 위	%
설 문	44. <b>최근 12개월 동안, 실란트(치아홈메우기)</b> 를 받은 적이 있습니까? ※(그림 생략)실란트는 충치를 예방하기 위하여 어금니 윗면 홈을 메우는 것 ① 최근 12개월 동안 없다 ② 최근 12개월 동안 있다

지표명	연간 불소도포 경험률
정 의	최근 12개월 동안 불소도포를 받은 적이 있는 사람의 분율
분 자	최근 12개월 동안 불소도포를 받은 적이 있는 사람의 수(45번 문항 ②)
분 모	조사대상자 전수(43번 문항 ①+...+⑤)
단 위	%
설 문	45. <b>최근 12개월 동안, 불소도포</b> 를 받은 적이 있습니까? ※(그림 생략)불소도포는 충치를 예방하기 위하여 불소를 치아에 발라주는 것 ① 최근 12개월 동안 없다 ② 최근 12개월 동안 있다

지표명	연간 스케일링 경험률
정 의	최근 12개월 동안 스케일링을 받은 적이 있는 사람의 분율
분 자	최근 12개월 동안 스케일링을 받은 적이 있는 사람의 수(46번 문항 ②)
분 모	조사대상자 전수(43번 문항 ①+...+⑤)
단 위	%
설 문	46. <b>최근 12개월 동안, 스케일링</b> 을 받은 적이 있습니까? ※(그림 생략)스케일링은 치아에 붙어있는 딱딱한 치석과 세균막(플라그)을 제거하는 것 ① 최근 12개월 동안 받은 적이 없다 ② 최근 12개월 동안 받은 적이 있다



지표명	연간 구강질환 증상 경험률		
정의	최근 12개월 동안 구강질환 증상(치아가 깨지거나 부러짐, 차갑거나 뜨거운 음료 혹은 음식을 마시거나 먹을 때 치아가 아픔, 치아가 쭈시고 욱신거리고 아픔, 잇몸이 아프거나 피가 남, 혀 또는 입 안쪽 뺨이 욱신거리며 아픔, 불쾌한 입 냄새가 남)을 한 가지 이상 경험한 적이 있는 사람의 분율		
분자	최근 12개월 동안 구강질환 증상을 한 가지 이상 경험한 적이 있는 사람의 수 (47번 1)~6) 문항에서 ②가 하나 이상인 경우)		
분모	조사대상자 전수(47번 1)~6) 문항 모두 응답한 사람의 수)		
단위	%		
설문	47. <b>최근 12개월 동안</b> 다음과 같은 증상을 경험한 적이 있습니까?		
	증상	①없다	②있다
	1) 치아가 깨지거나 부러짐		
	1-1) 운동이나 사고로 인해 치아가 깨지거나 부러짐		
	2) 차갑거나 뜨거운 음료 혹은 음식을 마시거나 먹을 때 치아가 아픔		
	3) 치아가 쭈시고 욱신거리고 아픔		
	4) 잇몸이 아프거나 피가 남		
	5) 혀 또는 입 안쪽 뺨이 욱신거리며 아픔		
	6) 불쾌한 입 냄새가 남		

지표명	운동이나 사고로 인한 치아 파절률		
정의	최근 12개월 동안 치아가 깨지거나 부러진 사람 중에서 운동이나 사고로 인해 치아가 깨지거나 부러진 사람의 분율		
분자	최근 12개월 동안 치아가 깨지거나 부러진 사람 중에서 운동이나 사고로 인해 치아가 깨지거나 부러진 사람의 수(47번 1-1) 문항 ②)		
분모	치아가 깨지거나 부러진 사람 수(47번 1) 문항 ②)		
단위	%		
설문	47. <b>최근 12개월 동안</b> 다음과 같은 증상을 경험한 적이 있습니까?		
	증상	①없다	②있다
	1) 치아가 깨지거나 부러짐		
	1-1) 운동이나 사고로 인해 치아가 깨지거나 부러짐		
	2) 차갑거나 뜨거운 음료 혹은 음식을 마시거나 먹을 때 치아가 아픔		
	3) 치아가 쭈시고 욱신거리고 아픔		
	4) 잇몸이 아프거나 피가 남		
	5) 혀 또는 입 안쪽 뺨이 욱신거리며 아픔		
	6) 불쾌한 입 냄새가 남		
비고	'10년 설문문항 추가		



지표명	연간 구강보건교육 경험률
정 의	최근 12개월 동안 학교에서(수업시간, 방송교육, 강당에서의 교육 등 모두 포함) 치아(구강)건강 교육을 받은 적이 있는 사람의 분율
분 자	최근 12개월 동안 학교에서(수업시간, 방송교육, 강당에서의 교육 등 모두 포함) 치아(구강)건강 교육을 받은 적이 있는 사람의 수(48번 문항 ②)
분 모	조사대상자 전수(48번 문항 ①+②)
단 위	%
설 문	48. <b>최근 12개월 동안, 학교에서(수업시간, 방송교육, 강당에서의 교육 등 모두 포함) 치아(구강)건강 교육을 받은 적이 있습니까?</b> ① 최근 12개월 동안 없다 ② 최근 12개월 동안 있다

지표명	주관적 구강건강 인지율
정 의	평상시 본인의 구강건강이 ‘매우 좋은’ 또는 ‘좋은’ 편이라고 생각하는 사람의 분율
분 자	평상시 본인의 구강건강이 ‘매우 좋은’ 또는 ‘좋은’ 편이라고 생각하는 사람의 수(4번 문항 ①+②)
분 모	조사대상자 전수(4번 문항 ①+...+⑤)
단 위	%
설 문	4. <b>평상시 치아나 잇몸 등 자신의 구강건강이 어떻다고 생각합니까?</b> ① 매우 좋은 편이다 ② 좋은 편이다 ③ 보통이다 ④ 나쁜 편이다 ⑤ 매우 나쁜 편이다
비 고	‘10년 설문문항 추가



## 10. 아토피·천식

지표명	천식 의사진단율		
정 의	태어나서 지금까지 천식이라고 의사에게 진단받은 적이 있는 사람의 분율		
분 자	태어나서 지금까지 천식이라고 의사에게 진단받은 적이 있는 사람의 수(96번 문항 ②)		
분 모	조사대상자 전수(96번 문항 ①+②)		
단 위	%		
설 문	<div> <div>다음의 사항을 표시하세요.</div> <div> <div>96. 태어나서 지금까지, “천식”이라고 의사에게 진단받은 적이 있었습니까?</div> <div>① 없다      ② 있다</div> </div> </div>		
비 고	‘07년 설문문항 추가		

지표명	연간 천식 의사진단자의 치료율		
정 의	최근 12개월 동안 천식 의사진단자 중에서 천식을 위해 ‘증상이 없더라도 규칙적으로 치료’ 또는 ‘증상이 있을 때만 치료’받은 적이 있는 사람의 분율		
분 자	최근 12개월 동안 천식 의사진단자 중에서 천식을 위해 ‘증상이 없더라도 규칙적으로 치료’ 또는 ‘증상이 있을 때만 치료’받은 적이 있는 사람의 수(98번 문항 ①+②)		
분 모	최근 12개월 동안 천식이라고 의사에게 진단받은 적이 있는 사람의 수(97번 문항 ②)		
단 위	%		
설 문	<div> <div>98. 최근 12개월 동안, 천식 치료를 받은 적이 있습니까?</div> <div> <div>① 증상이 없더라도 규칙적으로 치료받았다</div> <div>② 증상이 있을 때만 치료받았다</div> <div>③ 치료받지 않았다</div> </div> </div>		
비 고	‘07년 설문문항 추가 ‘10년 설문문항 그림 삭제		



지표명	연간 운동 유발성 천식 증상 경험률	
평생 의사 진단자	정의	평생 천식 의사진단자 중에서 최근 12개월 동안 운동 중이나 운동 후에 숨 쉴 때 가슴에서 쉼쉼거리는 소리나 휘파람 소리가 난 적이 있는 사람의 분율
	분자	평생 천식 의사진단자 중에서 최근 12개월 동안 운동 중이나 운동 후에 숨 쉴 때 가슴에서 쉼쉼거리는 소리나 휘파람 소리가 난 적이 있는 사람의 수(95번 문항 ②)
	분모	태어나서 지금까지 천식이라고 의사에게 진단받은 적이 있는 사람의 수(96번 문항 ②)
연간 의사 진단자	정의	최근 12개월 동안 천식 의사진단자 중에서 운동 중이나 운동 후에 숨 쉴 때 가슴에서 쉼쉼거리는 소리나 휘파람 소리가 난 적이 있는 사람의 분율
	분자	최근 12개월 동안 천식 의사진단자 중에서 운동 중이나 운동 후에 숨 쉴 때 가슴에서 쉼쉼거리는 소리나 휘파람 소리가 난 적이 있는 사람의 수(95번 문항 ②)
	분모	최근 12개월 동안 천식이라고 의사에게 진단받은 적이 있는 사람의 수(97번 문항 ②)
단 위	%	
설 문	95. <u>최근 12개월 동안</u> “운동 중이나 운동 후에” 숨 쉴 때 가슴에서 쉼쉼거리는 소리나 휘파람 소리가 난 적이 있었습니까? ① 없다 ② 있다	
비 고	’07년 설문문항 추가	

지표명	천식으로 인한 학교 결석률	
정 의	최근 12개월 동안 천식 의사진단자 중에서 천식으로 인해 학교를 결석한 적이 있는 사람의 분율	
분 자	최근 12개월 동안 천식 의사진단자 중에서 천식으로 인해 학교를 결석한 적이 있는 사람의 수 (99번 문항 ②+③+④)	
분 모	최근 12개월 동안 천식이라고 의사에게 진단받은 적이 있는 사람의 수(97번 문항 ②)	
단 위	%	
설 문	99. <u>최근 12개월 동안</u> , 천식으로 결석한 날이 며칠 정도 됩니까? ① 결석한 적이 없다 ② 1~3일 ③ 4~6일 ④ 7일 이상	
비 고	’07년 설문문항 추가	

지표명	알레르기비염 의사진단율	
정 의	태어나서 지금까지 알레르기비염이라고 의사에게 진단받은 적이 있는 사람의 분율	
분 자	태어나서 지금까지 알레르기비염이라고 의사에게 진단받은 적이 있는 사람의 수(101번 문항 ②)	
분 모	조사대상자 전수(101번 문항 ①+②)	
단 위	%	
설 문	<div>다음의 사항을 표시하세요.</div> <div> <div>101. 태어나서 지금까지, “알레르기비염”이라고 의사에게 진단 받은 적이 있었습니까?</div> <div>① 없다</div> <div>② 있다</div> </div>	
비 고	’07년 설문문항 추가	



지표명	연간 알레르기비염 의사진단자의 치료율
정 의	최근 12개월 동안 알레르기비염 의사진단자 중에서 알레르기비염을 위해 ‘증상이 없더라도 규칙적으로 치료’ 또는 ‘증상이 있을 때만 치료’받은 적이 있는 사람의 분율
분 자	최근 12개월 동안 알레르기비염 의사진단자 중에서 알레르기비염을 위해 ‘증상이 없더라도 규칙적으로 치료’ 또는 ‘증상이 있을 때만 치료’받은 적이 있는 사람의 수(103번 문항 ①+②)
분 모	최근 12개월 동안 알레르기비염이라고 의사에게 진단받은 적이 있는 사람의 수(102번 문항 ②)
단 위	%
설 문	103. <b>최근 12개월 동안, 알레르기비염 치료를 받은 적이 있습니까?</b> ① 증상이 없더라도 규칙적으로 치료받았다 ② 증상이 있을 때만 치료받았다 ③ 치료받지 않았다
비 고	’07년 설문문항 추가

지표명	알레르기비염으로 인한 학교 결석률
정 의	최근 12개월 동안 알레르기비염 의사진단자 중에서 알레르기비염으로 인해 학교를 결석한 적이 있는 사람의 분율
분 자	최근 12개월 동안 알레르기비염 의사진단자 중에서 알레르기비염으로 인해 학교를 결석한 적이 있는 사람의 수(104번 문항 ②+③+④)
분 모	최근 12개월 동안 알레르기비염이라고 의사에게 진단받은 적이 있는 사람의 수(102번 문항 ②)
단 위	%
설 문	104. <b>최근 12개월 동안, 알레르기비염으로 결석한 날이 며칠 정도 됩니까?</b> ① 결석한 적이 없다 ② 1~3일 ③ 4~6일 ④ 7일 이상
비 고	’07년 설문문항 추가

지표명	아토피피부염 의사진단율
정 의	태어나서 지금까지 아토피피부염(습진 또는 태열)이라고 의사에게 진단받은 적이 있는 사람의 분율
분 자	태어나서 지금까지 아토피피부염(습진 또는 태열)이라고 의사에게 진단받은 적이 있는 사람의 수(106번 문항 ②)
분 모	조사대상자 전수(106번 문항 ①+②)
단 위	%
설 문	다음의 사항을 표시하세요. 106. <b>태어나서 지금까지, “아토피피부염(습진 또는 태열)”이라고 의사에게 진단받은 적이 있었습니까?</b> ① 없다      ② 있다
비 고	’07년 설문문항 추가



지표명	연간 아토피피부염 의사진단자의 치료율
정 의	최근 12개월 동안 아토피피부염 의사진단자 중에서 아토피피부염(습진 또는 태열)을 위해 '증상이 없더라도 규칙적으로 치료' 또는 '증상이 있을 때만 치료'받은 적이 있는 사람의 분율
분 자	최근 12개월 동안 아토피피부염 의사진단자 중에서 아토피피부염(습진 또는 태열)을 위해 '증상이 없더라도 규칙적으로 치료' 또는 '증상이 있을 때만 치료'받은 적이 있는 사람의 수(108번 문항 ①+②)
분 모	최근 12개월 동안 아토피피부염이라고 의사에게 진단받은 적이 있는 사람의 수(107번 문항 ②)
단 위	%
설 문	108. <u>최근 12개월 동안</u> , 아토피피부염(습진 또는 태열) 치료를 받은 적이 있습니까? ① 증상이 없더라도 규칙적으로 치료받았다 ② 증상이 있을 때만 치료받았다 ③ 치료받지 않았다
비 고	'07년 설문문항 추가

지표명	아토피피부염으로 인한 학교 결석을
정 의	최근 12개월 동안 아토피피부염 의사진단자 중에서 아토피피부염으로 인해 학교를 결석한 적이 있는 사람의 분율
분 자	최근 12개월 동안 아토피피부염 의사진단자 중에서 아토피피부염으로 인해 학교를 결석한 적이 있는 사람의 수(109번 문항 ②+③+④)
분 모	최근 12개월 동안 아토피피부염이라고 의사에게 진단받은 적이 있는 사람의 수(107번 문항 ②)
단 위	%
설 문	109. <u>최근 12개월 동안</u> , 아토피피부염으로 결석한 날이 며칠 정도 됩니까? ① 결석한 적이 없다 ② 1~3일 ③ 4~6일 ④ 7일 이상
비 고	'07년 설문문항 추가



## 11. 개인위생

지표명	학교에서 식사 전 비누이용 손씻기 실천율				
정 의	최근 7일 동안 학교에서 식사하기 전 비누를 이용한 손씻기를 '항상' 또는 '대부분' 한 사람의 분율				
분 자	최근 7일 동안 학교에서 식사하기 전 비누를 이용한 손씻기를 '항상' 또는 '대부분' 한 사람의 수 (50번 1)문항에서 ①+②)				
분 모	조사대상자 전수(50번 1)문항에서 ①+...+④)				
단 위	%				
설 문	50. <b>최근 7일 동안, “비누를 이용하여”</b> 얼마나 자주 손을 씻었습니까?				
	비누를 이용하여 손씻기	①항상 씻었다	②대부분 씻었다	③가끔 씻었다	④전혀 씻지 않았다
	1) 학교에서 식사하기 전				
	2) 학교에서 화장실 다녀온 후				
	3) 집에서 식사하기 전				
	4) 집에서 화장실 다녀온 후				
	5) 외출 후 집에 돌아왔을 때				
비 고	'08년 설문문항 추가				

지표명	학교에서 화장실 사용 후 비누이용 손씻기 실천율				
정 의	최근 7일 동안 학교에서 화장실 다녀온 후 비누를 이용한 손씻기를 '항상' 또는 '대부분' 한 사람의 분율				
분 자	최근 7일 동안 학교에서 화장실 다녀온 후 비누를 이용한 손씻기를 '항상' 또는 '대부분' 한 사람의 수 (50번 2)문항에서 ①+②)				
분 모	조사대상자 전수(50번 2)문항에서 ①+...+④)				
단 위	%				
설 문	50. <b>최근 7일 동안, “비누를 이용하여”</b> 얼마나 자주 손을 씻었습니까?				
	비누를 이용하여 손씻기	①항상 씻었다	②대부분 씻었다	③가끔 씻었다	④전혀 씻지 않았다
	1) 학교에서 식사하기 전				
	2) 학교에서 화장실 다녀온 후				
	3) 집에서 식사하기 전				
	4) 집에서 화장실 다녀온 후				
	5) 외출 후 집에 돌아왔을 때				
비 고	'08년 설문문항 추가				



지표명	집에서 식사 전 비누이용 손씻기 실천율				
정 의	최근 7일 동안 집에서 식사하기 전 비누를 이용한 손씻기를 ‘항상’ 또는 ‘대부분’ 한 사람의 분율				
분 자	최근 7일 동안 집에서 식사하기 전 비누를 이용한 손씻기를 ‘항상’ 또는 ‘대부분’ 한 사람의 수 (50번 3)문항에서 ①+②)				
분 모	조사대상자 전수(50번 3)문항에서 ①+...+④)				
단 위	%				
설 문	50. <b>최근 7일 동안, “비누를 이용하여”</b> 얼마나 자주 손을 씻었습니까?				
	비누를 이용하여 손씻기	①항상 씻었다	②대부분 씻었다	③가끔 씻었다	④전혀 씻지 않았다
	1) 학교에서 식사하기 전				
	2) 학교에서 화장실 다녀온 후				
	3) 집에서 식사하기 전				
	4) 집에서 화장실 다녀온 후				
	5) 외출 후 집에 돌아왔을 때				
비 고	’08년 설문문항 추가				

지표명	집에서 화장실 사용 후 비누이용 손씻기 실천율				
정 의	최근 7일 동안 집에서 화장실 다녀온 후 비누를 이용한 손씻기를 ‘항상’ 또는 ‘대부분’ 한 사람의 분율				
분 자	최근 7일 동안 집에서 화장실 다녀온 후 비누를 이용한 손씻기를 ‘항상’ 또는 ‘대부분’ 한 사람의 수 (50번 4)문항에서 ①+②)				
분 모	조사대상자 전수(50번 4)문항에서 ①+...+④)				
단 위	%				
설 문	50. <b>최근 7일 동안, “비누를 이용하여”</b> 얼마나 자주 손을 씻었습니까?				
	비누를 이용하여 손씻기	①항상 씻었다	②대부분 씻었다	③가끔 씻었다	④전혀 씻지 않았다
	1) 학교에서 식사하기 전				
	2) 학교에서 화장실 다녀온 후				
	3) 집에서 식사하기 전				
	4) 집에서 화장실 다녀온 후				
	5) 외출 후 집에 돌아왔을 때				
비 고	’08년 설문문항 추가				

지표명	연간 개인위생 교육 경험률			
정 의	최근 12개월 동안 학교에서(수업시간, 방송교육, 강당에서의 교육 등 모두 포함) 손씻기 등 개인위생 교육을 받은 적이 있는 사람의 분율			
분 자	최근 12개월 동안 학교에서(수업시간, 방송교육, 강당에서의 교육 등 모두 포함) 손씻기 등 개인위생 교육을 받은 적이 있는 사람의 수(51번 문항 ②)			
분 모	조사대상자 전수(51번 문항 ①+②)			
단 위	%			
설 문	51. <b>최근 12개월 동안, 학교에서(수업시간, 방송교육, 강당에서의 교육 등 모두 포함) 손씻기 등 개인위생 교육을 받은 적이 있습니까?</b>			
	① 최근 12개월 동안 없다			
	② 최근 12개월 동안 있다			



## 12. 약물

지표명	평생 약물 경험률
정 의	평생동안 기분의 변화나 환각 등의 경험, 과도한 살 빼기 등을 목적으로 부탄가스, 본드를 비롯하여, 각성제, 히로뽕, 암페타민, 마약, 많은 양의 기침가래약, 신경안정제 등을 먹거나 마신 적이 있는 사람의 분율
분 자	평생동안 기분의 변화나 환각 등의 경험, 과도한 살 빼기 등을 목적으로 부탄가스, 본드를 비롯하여, 각성제, 히로뽕, 암페타민, 마약, 많은 양의 기침가래약, 신경안정제 등을 먹거나 마신 적이 있는 사람의 수 (89번 문항 ②+③)
분 모	조사대상자 전수(88번 문항 ①+②)
단 위	%
설 문	89. 기분의 변화나 환각 등의 경험, 과도한 살 빼기 등을 목적으로 부탄가스, 본드를 비롯하여, 각성제, 히로뽕, 암페타민, 마약, 많은 양의 기침가래약, 신경안정제 등을 먹거나 마신 적이 있습니까? ① 없다 ② 이전에 약물을 사용한 적이 있지만 요즘에는 사용하지 않는다 ③ 요즘에도 가끔 약물을 사용한다
비 고	'08년 설문문항 추가



### 13. 건강형평성

지표명	가구풍요도
정 의	자동차 보유 대수, 자기방 소유여부, 가족여행 횟수, 컴퓨터 보유 대수를 환산한 점수의 평균
분 자	자동차 보유 대수, 자기방 소유여부, 가족여행 횟수, 컴퓨터 보유 대수를 환산한 점수
분 모	조사대상자 전수(123~126번 문항을 모두 응답한 사람의 수)
단 위	점
설 문	<p>123. 학생의 가정에 <b>자가용(트럭포함)</b>이 있습니까?</p> <p>① 없다 ② 한 대 ③ 두 대 이상</p> <p>124. 학생 <b>혼자</b> 쓰는 <b>방</b>이 있습니까?</p> <p>① 없다 ② 있다</p> <p>125. <b>최근 12개월 동안, 가족과 함께 1박 이상(한 밤 이상 자고 오는) 여행</b>을 몇 번이나 다녀왔습니까?</p> <p>① 최근 12개월 동안 없다 ② 한 번 ③ 두 번 ④ 세 번 이상</p> <p>126. 학생의 가정에는 <b>컴퓨터(노트북 포함)</b>가 모두 몇 대입니까?</p> <p>① 없다 ② 한 대 ③ 두 대 ④ 세 대 이상</p>
비 고	<p>·가구풍요도 산출방법(Health Behaviour in School-aged Children, WHO 기준)</p> <p>- 산출식: 자동차 보유 대수(0~2점)+자기방 소유 여부(0~1점)+가족여행 횟수(0~3점)+컴퓨터 보유 대수(0~3점)</p> <p>- 계층구분: 하위계층(0~2점), 중산층(3~5점), 상위계층(6~9점)</p>

### 14. 기타

지표명	주관적 건강 인지율
정 의	본인이 '매우 건강한' 또는 '건강한' 편이라고 생각하는 사람의 분율
분 자	본인이 '매우 건강한' 또는 '건강한' 편이라고 생각하는 사람의 수(1번 문항 ①+②)
분 모	조사대상자 전수(1번 문항 ①+...+⑤)
단 위	%
설 문	<p>1. 평상시 자신의 건강상태가 어떻다고 생각합니까?</p> <p>① 매우 건강한 편이다 ② 건강한 편이다 ③ 보통이다 ④ 건강하지 못한 편이다 ⑤ 매우 건강하지 못한 편이다</p>



태  
상  
적  
관  
사  
☐[illegible]



L

308 제8차(2012년) 청소년건강행태온라인조사



[illegible]



☐ 신체활동

[illegible]







☐ 비만 및 체중 조절[illegible]



## 정신보조기

[illegible]



[illegible]











□ 개인위생

'05년	'06년	'07년	'08년	'09년	'10년	'11년	'12년
42. 지난 한 달 동안, 식사하기 전에 ① 영아나 자주 손을 씻었습니까? ① 항상 했다 ② 대부분 했다 ③ 가끔 했다 ④ 전혀 하지 않았다	47. 지난 한 달 동안, 식사하기 전에 ① 영아나 자주 손을 씻었습니까? ① 항상 했다 ② 대부분 했다 ③ 가끔 했다 ④ 전혀 하지 않았다	48. 지난 한 달 동안, 식사하기 전에 ① 영아나 자주 손을 씻었습니까? ① 항상 했다 ② 대부분 했다 ③ 가끔 했다 ④ 전혀 하지 않았다	48. 최근 7일 동안, 영아나 자주 손을 씻었습니까? ① 항상 했다 ② 대부분 했다 ③ 가끔 했다 ④ 전혀 하지 않았다	48. 최근 7일 동안, 영아나 자주 손을 씻었습니까? ① 항상 했다 ② 대부분 했다 ③ 가끔 했다 ④ 전혀 하지 않았다	48. 최근 7일 동안, 영아나 자주 손을 씻었습니까? ① 항상 했다 ② 대부분 했다 ③ 가끔 했다 ④ 전혀 하지 않았다	49. 최근 7일 동안, 영아나 자주 손을 씻었습니까? ① 항상 했다 ② 대부분 했다 ③ 가끔 했다 ④ 전혀 하지 않았다	49. 최근 7일 동안, 영아나 자주 손을 씻었습니까? ① 항상 했다 ② 대부분 했다 ③ 가끔 했다 ④ 전혀 하지 않았다
43. 지난 한 달 동안, 화장실 다녀온 ① 영아나 자주 손을 씻었습니까? ① 항상 했다 ② 대부분 했다 ③ 가끔 했다 ④ 전혀 하지 않았다	48. 지난 한 달 동안, 화장실 다녀온 ① 영아나 자주 손을 씻었습니까? ① 항상 했다 ② 대부분 했다 ③ 가끔 했다 ④ 전혀 하지 않았다	49. 지난 한 달 동안, 화장실 다녀온 ① 영아나 자주 손을 씻었습니까? ① 항상 했다 ② 대부분 했다 ③ 가끔 했다 ④ 전혀 하지 않았다	49. 최근 7일 동안, 영아나 자주 손을 씻었습니까? ① 항상 했다 ② 대부분 했다 ③ 가끔 했다 ④ 전혀 하지 않았다	49. 최근 7일 동안, 영아나 자주 손을 씻었습니까? ① 항상 했다 ② 대부분 했다 ③ 가끔 했다 ④ 전혀 하지 않았다	49. 최근 7일 동안, 영아나 자주 손을 씻었습니까? ① 항상 했다 ② 대부분 했다 ③ 가끔 했다 ④ 전혀 하지 않았다	49. 최근 7일 동안, 영아나 자주 손을 씻었습니까? ① 항상 했다 ② 대부분 했다 ③ 가끔 했다 ④ 전혀 하지 않았다	49. 최근 7일 동안, 영아나 자주 손을 씻었습니까? ① 항상 했다 ② 대부분 했다 ③ 가끔 했다 ④ 전혀 하지 않았다
44. 지난 한 달 동안, 손 씻을 때 영아나 자주 비누를 사용하였습니까? ① 항상 사용했다 ② 대부분 사용했다 ③ 가끔 사용했다 ④ 전혀 사용 하지 않았다	49. 지난 한 달 동안, 손 씻을 때 영아나 자주 비누를 사용하였습니까? ① 항상 사용했다 ② 대부분 사용했다 ③ 가끔 사용했다 ④ 전혀 사용 하지 않았다	50. 지난 한 달 동안, 손 씻을 때 영아나 자주 비누를 사용하였습니까? ① 항상 사용했다 ② 대부분 사용했다 ③ 가끔 사용했다 ④ 전혀 사용 하지 않았다	49. 최근 7일 동안, 영아나 자주 손을 씻었습니까? ① 항상 했다 ② 대부분 했다 ③ 가끔 했다 ④ 전혀 하지 않았다	49. 최근 7일 동안, 영아나 자주 손을 씻었습니까? ① 항상 했다 ② 대부분 했다 ③ 가끔 했다 ④ 전혀 하지 않았다	49. 최근 7일 동안, 영아나 자주 손을 씻었습니까? ① 항상 했다 ② 대부분 했다 ③ 가끔 했다 ④ 전혀 하지 않았다	49. 최근 7일 동안, 영아나 자주 손을 씻었습니까? ① 항상 했다 ② 대부분 했다 ③ 가끔 했다 ④ 전혀 하지 않았다	49. 최근 7일 동안, 영아나 자주 손을 씻었습니까? ① 항상 했다 ② 대부분 했다 ③ 가끔 했다 ④ 전혀 하지 않았다
45. 지난 일 년 동안 수업시간에 손 씻기 등 개인위생 교육을 받은 적이 있습니까? ① 없다 ② 있다	50. 지난 일 년 동안, 수업시간에 손 씻기 등 개인위생 교육을 받은 적이 있습니까? ① 지난 일 년 동안 교육을 받은 적이 없다 ② 지난 일 년 동안 교육을 받은 적이 있다	51. 지난 일 년 동안, 수업시간에 손 씻기 등 개인위생 교육을 받은 적이 있습니까? ① 지난 일 년 동안 교육을 받은 적이 없다 ② 지난 일 년 동안 교육을 받은 적이 있다	50. 최근 12개월 동안, 학교에서(수업 시간, 방생교육, 각담에서의 교육 등 모두 포함) 손씻기 등 개인위생 교육을 받은 적이 있습니까? ① 예 ② 아니오	50. 최근 12개월 동안, 학교에서(수업 시간, 방생교육, 각담에서의 교육 등 모두 포함) 손씻기 등 개인위생 교육을 받은 적이 있습니까? ① 예 ② 아니오	50. 최근 12개월 동안, 학교에서(수업 시간, 방생교육, 각담에서의 교육 등 모두 포함) 손씻기 등 개인위생 교육을 받은 적이 있습니까? ① 예 ② 아니오	50. 최근 12개월 동안, 학교에서(수업 시간, 방생교육, 각담에서의 교육 등 모두 포함) 손씻기 등 개인위생 교육을 받은 적이 있습니까? ① 예 ② 아니오	50. 최근 12개월 동안, 학교에서(수업 시간, 방생교육, 각담에서의 교육 등 모두 포함) 손씻기 등 개인위생 교육을 받은 적이 있습니까? ① 예 ② 아니오



[illegible]

	'95년	'96년	'97년	'98년	'99년	'00년	'01년	'02년	'03년	'04년	'05년	'06년	'07년	'08년	'09년	'10년	'11년	'12년	'13년
55.	-	-	-	-	-	-	-	-	-	-	-	-	-	-	-	-	-	-	최근 12개월 동안 장인에게 폭력(신체적 폭행, 협박, 미동원 등에 의하여 신체상 또는 재산상의 피해)을 당해 병원에서 치료를 받은 적이 있는지? ① 예 ② 아니오 ③ 2번 ④ 3번 ⑤ 4번 ⑥ 5번 ⑦ 이상 이상



[illegible]



[illegible]



'05년	'06년	'07년	'08년	'09년	'10년	'11년	'12년
60. 64. 65. 66. 67. 68. 69. 70. 71. 72. 73. 74. 75. 76. 77. 78. 79. 80. 81. 82. 83. 84. 85. 86. 87. 88. 89. 90. 91. 92. 93. 94. 95. 96. 97. 98. 99. 100. 101. 102. 103. 104. 105. 106. 107. 108. 109. 110. 111. 112. 113. 114. 115. 116. 117. 118. 119. 120. 121. 122. 123. 124. 125. 126. 127. 128. 129. 130. 131. 132. 133. 134. 135. 136. 137. 138. 139. 140. 141. 142. 143. 144. 145. 146. 147. 148. 149. 150. 151. 152. 153. 154. 155. 156. 157. 158. 159. 160. 161. 162. 163. 164. 165. 166. 167. 168. 169. 170. 171. 172. 173. 174. 175. 176. 177. 178. 179. 180. 181. 182. 183. 184. 185. 186. 187. 188. 189. 190. 191. 192. 193. 194. 195. 196. 197. 198. 199. 200. 201. 202. 203. 204. 205. 206. 207. 208. 209. 210. 211. 212. 213. 214. 215. 216. 217. 218. 219. 220. 221. 222. 223. 224. 225. 226. 227. 228. 229. 230. 231. 232. 233. 234. 235. 236. 237. 238. 239. 240. 241. 242. 243. 244. 245. 246. 247. 248. 249. 250. 251. 252. 253. 254. 255. 256. 257. 258. 259. 260. 261. 262. 263. 264. 265. 266. 267. 268. 269. 270. 271. 272. 273. 274. 275. 276. 277. 278. 279. 280. 281. 282. 283. 284. 285. 286. 287. 288. 289. 290. 291. 292. 293. 294. 295. 296. 297. 298. 299. 300. 301. 302. 303. 304. 305. 306. 307. 308. 309. 310. 311. 312. 313. 314. 315. 316. 317. 318. 319. 320. 321. 322. 323. 324. 325. 326. 327. 328. 329. 330. 331. 332. 333. 334. 335. 336. 337. 338. 339. 340. 341. 342. 343. 344. 345. 346. 347. 348. 349. 350. 351. 352. 353. 354. 355. 356. 357. 358. 359. 360. 361. 362. 363. 364. 365. 366. 367. 368. 369. 370. 371. 372. 373. 374. 375. 376. 377. 378. 379. 380. 381. 382. 383. 384. 385. 386. 387. 388. 389. 390. 391. 392. 393. 394. 395. 396. 397. 398. 399. 400. 401. 402. 403. 404. 405. 406. 407. 408. 409. 410. 411. 412. 413. 414. 415. 416. 417. 418. 419. 420. 421. 422. 423. 424. 425. 426. 427. 428. 429. 430. 431. 432. 433. 434. 435. 436. 437. 438. 439. 440. 441. 442. 443. 444. 445. 446. 447. 448. 449. 450. 451. 452. 453. 454. 455. 456. 457. 458. 459. 460. 461. 462. 463. 464. 465. 466. 467. 468. 469. 470. 471. 472. 473. 474. 475. 476. 477. 478. 479. 480. 481. 482. 483. 484. 485. 486. 487. 488. 489. 490. 491. 492. 493. 494. 495. 496. 497. 498. 499. 500. 501. 502. 503. 504. 505. 506. 507. 508. 509. 510. 511. 512. 513. 514. 515. 516. 517. 518. 519. 520. 521. 522. 523. 524. 525. 526. 527. 528. 529. 530. 531. 532. 533. 534. 535. 536. 537. 538. 539. 540. 541. 542. 543. 544. 545. 546. 547. 548. 549. 550. 551. 552. 553. 554. 555. 556. 557. 558. 559. 560. 561. 562. 563. 564. 565. 566. 567. 568. 569. 570. 571. 572. 573. 574. 575. 576. 577. 578. 579. 580. 581. 582. 583. 584. 585. 586. 587. 588. 589. 590. 591. 592. 593. 594. 595. 596. 597. 598. 599. 600. 601. 602. 603. 604. 605. 606. 607. 608. 609. 610. 611. 612. 613. 614. 615. 616. 617. 618. 619. 620. 621. 622. 623. 624. 625. 626. 627. 628. 629. 630. 631. 632. 633. 634. 635. 636. 637. 638. 639. 640. 641. 642. 643. 644. 645. 646. 647. 648. 649. 650. 651. 652. 653. 654. 655. 656. 657. 658. 659. 660. 661. 662. 663. 664. 665. 666. 667. 668. 669. 670. 671. 672. 673. 674. 675. 676. 677. 678. 679. 680. 681. 682. 683. 684. 685. 686. 687. 688. 689. 690. 691. 692. 693. 694. 695. 696. 697. 698. 699. 700. 701. 702. 703. 704. 705. 706. 707. 708. 709. 710. 711. 712. 713. 714. 715. 716. 717. 718. 719. 720. 721. 722. 723. 724. 725. 726. 727. 728. 729. 730. 731. 732. 733. 734. 735. 736. 737. 738. 739. 740. 741. 742. 743. 744. 745. 746. 747. 748. 749. 750. 751. 752. 753. 754. 755. 756. 757. 758. 759. 760. 761. 762. 763. 764. 765. 766. 767. 768. 769. 770. 771. 772. 773. 774. 775. 776. 777. 778. 779. 780. 781. 782. 783. 784. 785. 786. 787. 788. 789. 790. 791. 792. 793. 794. 795. 796. 797. 798. 799. 800. 801. 802. 803. 804. 805. 806. 807. 808. 809. 810. 811. 812. 813. 814. 815. 816. 817. 818. 819. 820. 821. 822. 823. 824. 825. 826. 827. 828. 829. 830. 831. 832. 833. 834. 835. 836. 837. 838. 839. 840. 841. 842. 8							







'05년	'06년	'07년	'08년	'09년	'10년	'11년	'12년
70. 지난 일 년 동안, 다음의 급원 관련 정보를 통해 본 적이 있습니까? (오두 선택) ① TV 급원광고 ② 라디오 급원광고 ③ 급원 관련 TV 프로그램 및 뉴스 ④ 인터넷 급원 정보 ⑤ 신문 기사	76. 지난 일 년 동안, 다음의 급원 관련 정보를 통해 본 적이 있습니까? (오두 선택) ① TV 급원광고 ② 라디오 급원광고 ③ 급원 관련 TV 프로그램 및 뉴스 ④ 인터넷 급원 정보 ⑤ 신문 기사	76. 지난 일 년 동안, 다음의 급원 관련 정보를 통해 본 적이 있습니까? (오두 선택) ① TV 급원광고 ② 라디오 급원광고 ③ 급원 관련 TV 프로그램 및 뉴스 ④ 인터넷 급원 정보 ⑤ 신문 기사	75. 최근 12개월 동안, 다음의 급원 관련 정보를 보거나 들은 적이 있습니까(오두 선택) ① 급원 관련 정보를 보거나 들은 적이 없다 ② TV 급원광고 ③ 라디오 급원광고 ④ 급원 관련 TV 프로그램 및 뉴스 ⑤ 인터넷 급원 정보 ⑥ 신문 기사 및 광고 ⑦ 저하원, 버스정류장 등의 광고	75. 최근 12개월 동안, 다음의 급원 관련 정보를 보거나 들은 적이 있습니까(오두 선택) ① 급원 관련 정보를 보거나 들은 적이 없다 ② TV 급원광고 ③ 라디오 급원광고 ④ 급원 관련 TV 프로그램 및 뉴스 ⑤ 인터넷 급원 정보 ⑥ 신문 기사 및 광고 ⑦ 저하원, 버스정류장 등의 광고	75. 최근 12개월 동안, 다음의 급원 관련 정보를 보거나 들은 적이 있습니까(오두 선택) ① 급원 관련 정보를 보거나 들은 적이 없다 ② TV 급원광고 ③ 라디오 급원광고 ④ 급원 관련 TV 프로그램 및 뉴스 ⑤ 인터넷 급원 정보 ⑥ 신문 기사 및 광고 ⑦ 저하원, 버스정류장 등의 광고	76. 최근 12개월 동안, 다음의 급원 관련 정보를 보거나 들은 적이 있습니까(오두 선택) ① TV 급원광고 ② 라디오 급원광고 ③ 급원 관련 TV 프로그램 및 뉴스 ④ 인터넷 급원 정보 ⑤ 신문 기사 및 광고 ⑥ 신문 기사 및 광고 ⑦ 저하원, 버스정류장 등의 광고	76. 최근 12개월 동안, 다음의 급원 관련 정보를 보거나 들은 적이 있습니까(오두 선택) ① TV 급원광고 ② 라디오 급원광고 ③ 급원 관련 TV 프로그램 및 뉴스 ④ 인터넷 급원 정보 ⑤ 신문 기사 및 광고 ⑥ 신문 기사 및 광고 ⑦ 저하원, 버스정류장 등의 광고
77. 지난 일주일에, 학생의 집안에서 다른 사람(가족이나 손님 등)이 담배를 피울 때 그 근처에 같이 있는 적이 며칠 정도 됩니까? ① 지난 일주일 동안 ② 1일 ③ 2일 ④ 3일 ⑤ 4일 ⑥ 5일 ⑦ 6일 ⑧ 매일	77. 지난 일주일에, 학생의 집안에서 다른 사람(가족이나 손님 등)이 담배를 피울 때 그 근처에 같이 있는 적이 며칠 정도 됩니까? ① 지난 일주일 동안 ② 1일 ③ 2일 ④ 3일 ⑤ 4일 ⑥ 5일 ⑦ 6일 ⑧ 매일	77. 지난 일주일에, 학생의 집안에서 다른 사람(가족이나 손님 등)이 담배를 피울 때 그 근처에 같이 있는 적이 며칠 정도 됩니까? ① 지난 일주일 동안 ② 1일 ③ 2일 ④ 3일 ⑤ 4일 ⑥ 5일 ⑦ 6일 ⑧ 매일	76. 최근 7일 동안, 학생의 집안에서 다른 사람(가족이나 손님 등)이 담배를 피울 때 그 근처에 같이 있는 적이 며칠입니까? ① 최근 7일 동안 ② 1일 ③ 2일 ④ 3일 ⑤ 4일 ⑥ 5일 ⑦ 6일 ⑧ 매일	76. 최근 7일 동안, 학생의 집안에서 다른 사람(가족이나 손님 등)이 담배를 피울 때 그 근처에 같이 있는 적이 며칠입니까? ① 최근 7일 동안 ② 1일 ③ 2일 ④ 3일 ⑤ 4일 ⑥ 5일 ⑦ 6일 ⑧ 매일	77. 최근 7일 동안, 학생의 집안에서 다른 사람(가족이나 손님 등)이 담배를 피울 때 그 근처에 같이 있는 적이 며칠입니까? ① 최근 7일 동안 ② 1일 ③ 2일 ④ 3일 ⑤ 4일 ⑥ 5일 ⑦ 6일 ⑧ 매일	77. 최근 7일 동안, 학생의 집안에서 다른 사람(가족이나 손님 등)이 담배를 피울 때 그 근처에 같이 있는 적이 며칠입니까? ① 최근 7일 동안 ② 1일 ③ 2일 ④ 3일 ⑤ 4일 ⑥ 5일 ⑦ 6일 ⑧ 매일	72. 최근 7일 동안, 학생의 집안에서 다른 사람(가족이나 손님 등)이 담배를 피울 때 그 근처에 같이 있는 적이 며칠입니까? ① 최근 7일 동안 ② 1일 ③ 2일 ④ 3일 ⑤ 4일 ⑥ 5일 ⑦ 6일 ⑧ 매일
71. 지난 일 년 동안, 수업시간에 급원 교육을 받은 적이 있습니까? ① 없다 ② 있다	78. 지난 일 년 동안, 수업시간에 졸업 예방 및 급원교육을 받은 적이 있습니까? ① 지난 일 년 동안 교육을 받은 적이 없다 ② 지난 일 년 동안 교육을 받은 적이 있다	77. 최근 12개월 동안, 학교에서 졸업 예방 및 급원교육을 받은 적이 있습니까? ① 최근 12개월 동안 교육을 받은 적이 없다 ② 최근 12개월 동안 교육을 받은 적이 있다	77. 최근 12개월 동안, 학교에서 졸업 예방 및 급원교육을 받은 적이 있습니까? ① 최근 12개월 동안 교육을 받은 적이 없다 ② 최근 12개월 동안 교육을 받은 적이 있다	77. 최근 12개월 동안, 학교에서 졸업 예방 및 급원교육을 받은 적이 있습니까? ① 최근 12개월 동안 교육을 받은 적이 없다 ② 최근 12개월 동안 교육을 받은 적이 있다	77. 최근 12개월 동안, 학교에서(수업 시간, 방생교육, 강당에서의 교육 등 모두 포함) 졸업 예방 및 급원 교육을 받은 적이 있습니까? ① 최근 12개월 동안 ② 최근 12개월 동안 있다	73. 최근 12개월 동안, 학교에서(수업 시간, 방생교육, 강당에서의 교육 등 모두 포함) 졸업 예방 및 급원 교육을 받은 적이 있습니까? ① 최근 12개월 동안 ② 최근 12개월 동안 있다	73. 최근 12개월 동안, 학교에서(수업 시간, 방생교육, 강당에서의 교육 등 모두 포함) 졸업 예방 및 급원 교육을 받은 적이 있습니까? ① 최근 12개월 동안 ② 최근 12개월 동안 있다
-	-	-	-	-	-	79. 지금까지, 전자담배를 피워본 적이 있습니까? ① 없다 ② 있다	74. 지금까지, 전자담배를 피워본 적이 있습니까? ① 없다 ② 있다
-	-	-	-	-	-	80. 최근 30일 동안, 전자담배를 피워본 적이 있습니까? ① 없다 ② 있다	75. 최근 30일 동안, 전자담배를 피워본 적이 있습니까? ① 없다 ② 있다



☐ 성행태[illegible]



[illegible]



매  
하

[illegible]



F300	F400	F600	F1000	F1100	F1200
<p>② 마음을 반박적으로 사용하는 이유 는 무엇인가(중복선택 가능)</p> <ol style="list-style-type: none"> <li>① 안을 사용 후 기분이 좋아지는 것 때문에 마음을 사용한다</li> <li>② 마음을 사용하지 않고 인으로 용하거나 왜가 나고 불안해지기 때문에 마음을 사용한다</li> <li>③ 친구들과 어울리기 위해 마음을 사용한다</li> <li>④ 별 그림은 없지만 그냥 속편적인 것으로 마음들 사용한다</li> <li>⑤ 작은 배기 위한 목적으로 마음을 사용한다</li> <li>⑥ 기타</li> </ol>	-	<p>③ 마음을 반박적으로 사용하는 이유 는 무엇인가(중복선택 가능)</p> <ol style="list-style-type: none"> <li>① 안을 사용 후 기분이 좋아지는 것 때문에 마음을 사용한다</li> <li>② 마음을 사용하지 않고 인으로 용하거나 왜가 나고 불안해지기 때문에 마음을 사용한다</li> <li>③ 친구들과 어울리기 위해 마음을 사용한다</li> <li>④ 별 그림은 있지만 그냥 속편적인 것으로 마음들 사용한다</li> <li>⑤ 작은 배기 위한 목적으로 마음을 사용한다</li> <li>⑥ 기타</li> </ol>	<p>94. 마음을 반박적으로 사용하는 이유 는 무엇인가(중복선택 가능)</p> <ol style="list-style-type: none"> <li>① 안을 사용 후 기분이 좋아지는 것 때문에 마음을 사용한다</li> <li>② 마음을 사용하지 않고 인으로 용하거나 왜가 나고 불안해지기 때문에 마음을 사용한다</li> <li>③ 친구들과 어울리기 위해 마음을 사용한다</li> <li>④ 별 그림은 없지만 그냥 속편적인 것으로 마음들 사용한다</li> <li>⑤ 작은 배기 위한 목적으로 마음을 사용한다</li> <li>⑥ 기타</li> </ol>	<p>97. 마음을 반박적으로 사용하는 이유 는 무엇인가(중복선택 가능)</p> <ol style="list-style-type: none"> <li>① 안을 사용 후 기분이 좋아지는 것 때문에 마음을 사용한다</li> <li>② 마음을 사용하지 않고 인으로 용하거나 왜가 나고 불안해지기 때문에 마음을 사용한다</li> <li>③ 친구들과 어울리기 위해 마음을 사용한다</li> <li>④ 별 그림은 없지만 그냥 속편적인 것으로 마음들 사용한다</li> <li>⑤ 작은 배기 위한 목적으로 마음을 사용한다</li> <li>⑥ 기타</li> </ol>	<p>92. 마음을 반박적으로 사용하는 이유 는 무엇인가(중복선택 가능)</p> <ol style="list-style-type: none"> <li>① 안을 사용 후 기분이 좋아지는 것 때문에 마음을 사용한다</li> <li>② 마음을 사용하지 않고 인으로 용하거나 왜가 나고 불안해지기 때문에 마음을 사용한다</li> <li>③ 친구들과 어울리기 위해 마음을 사용한다</li> <li>④ 별 그림은 없지만 그냥 속편적인 것으로 마음들 사용한다</li> <li>⑤ 작은 배기 위한 목적으로 마음을 사용한다</li> <li>⑥ 기타</li> </ol>



☐ 아토피·천식[illegible]



'07년	'08년	'09년	'10년	'11년	'12년
105. 알레르기비염으로 임상생활 및 공부에 지장이 있는가? ① 예 ② 아니오	104. 알레르기비염으로 임상생활 및 공부에 지장을 받은 적이 있는가? ① 예 ② 아니오	106. 최근 12개월 동안, 알레르기비염으로 결석한 날이 며칠 정도 됐습니까? ① 결석한 적이 없다 ② 1~3일 ③ 4~6일 ④ 7일 이상	106. 최근 12개월 동안, 알레르기비염으로 결석한 날이 며칠 정도 됐습니까? ① 결석한 적이 없다 ② 1~3일 ③ 4~6일 ④ 7일 이상	109. 최근 12개월 동안, 알레르기비염으로 결석한 날이 며칠 정도 됐습니까? ① 결석한 적이 없다 ② 1~3일 ③ 4~6일 ④ 7일 이상	104. 최근 12개월 동안, 알레르기비염으로 결석한 날이 며칠 정도 됐습니까? ① 결석한 적이 없다 ② 1~3일 ③ 4~6일 ④ 7일 이상
106. 알레르기비염으로 결석을 한 적이 있습니까? ① 결석한 적이 없다 ② 1~3일 ③ 4~6일 ④ 7일 이상	105. 알레르기비염으로 결석한 날이 며칠 정도 됐습니까? ① 결석한 적이 없다 ② 1~3일 ③ 4~6일 ④ 7일 이상	107. 팔꿈치 안쪽 접히는 부위, 무릎 뒤쪽 접히는 부위, 목덜미, 귀 또는 눈 주위, 발목 안쪽 또는 엉덩이 아래부위에 가려운 피부결함이 있었습니까? ① 예 ② 아니오	107. 팔꿈치 안쪽 접히는 부위, 무릎 뒤쪽 접히는 부위, 목덜미, 귀 또는 눈 주위, 발목 안쪽 또는 엉덩이 아래부위에 가려운 피부결함이 있었습니까? ① 예 ② 아니오	110. 태어나서 지금까지, 팔꿈치 안쪽 접히는 부위, 무릎 뒤쪽 접히는 부위, 목덜미, 귀 또는 눈 주위, 발목 안쪽 또는 엉덩이 아래부위에 가려운 피부결함이 있었습니까? ① 예 ② 아니오	105. 태어나서 지금까지, 팔꿈치 안쪽 접히는 부위, 무릎 뒤쪽 접히는 부위, 목덜미, 귀 또는 눈 주위, 발목 안쪽 또는 엉덩이 아래부위에 가려운 피부결함이 있었습니까? ① 예 ② 아니오
107. 팔꿈치 안쪽 접히는 부위, 무릎 뒤쪽 접히는 부위, 목덜미, 귀 또는 눈 주위, 발목 안쪽 또는 엉덩이 아래부위에 가려움이 있었던 적이 있습니까? ① 예 ② 아니오	106. 팔꿈치 안쪽 접히는 부위, 무릎 뒤쪽 접히는 부위, 목덜미, 귀 또는 눈 주위, 발목 안쪽 또는 엉덩이 아래부위에 가려운 피부결함이 있었습니까? ① 예 ② 아니오	108. 태어나서 지금까지, "아토피 피부염(습진 또는 배형)"이라고 의사에게 진단받은 적이 있었습니까? ① 예 ② 아니오	108. 태어나서 지금까지, "아토피 피부염(습진 또는 배형)"이라고 의사에게 진단받은 적이 있었습니까? ① 예 ② 아니오	111. 태어나서 지금까지, "아토피 피부염(습진 또는 배형)"이라고 의사에게 진단받은 적이 있었습니까? ① 예 ② 아니오	106. 태어나서 지금까지, "아토피 피부염(습진 또는 배형)"이라고 의사에게 진단받은 적이 있었습니까? ① 예 ② 아니오
108. 태어나서 지금까지 "아토피 피부염(습진 또는 배형)"이라고 의사에게 진단받은 적이 있었습니까? ① 예 ② 아니오	107. 태어나서 지금까지 "아토피 피부염(습진 또는 배형)"이라고 의사에게 진단받은 적이 있었습니까? ① 예 ② 아니오	109. 최근 12개월 동안, "아토피 피부염(습진 또는 배형)"이라고 의사에게 진단받은 적이 있었습니까? ① 예 ② 아니오	109. 최근 12개월 동안, "아토피 피부염(습진 또는 배형)"이라고 의사에게 진단받은 적이 있었습니까? ① 예 ② 아니오	112. 최근 12개월 동안, "아토피 피부염(습진 또는 배형)"이라고 의사에게 진단받은 적이 있었습니까? ① 예 ② 아니오	107. 최근 12개월 동안, "아토피 피부염(습진 또는 배형)"이라고 의사에게 진단받은 적이 있었습니까? ① 예 ② 아니오
109. 최근 1년 동안, 아토피피부염(습진 또는 배형)을 위해서 치료를 했습니까? ① 증상이 없더라도 규칙적으로 치료했다 ② 증상이 있을 때만 치료했다 ③ 치료하지 않았다	108. 최근 1년 동안, 아토피피부염(습진 또는 배형)을 위해서 치료를 했습니까? ① 증상이 없더라도 규칙적으로 치료했다 ② 증상이 있을 때만 치료했다 ③ 치료하지 않았다	110. 최근 12개월 동안, 아토피피부염(습진 또는 배형)을 위해서 치료를 했습니까? ① 증상이 없더라도 규칙적으로 치료했다 ② 증상이 있을 때만 치료했다 ③ 치료하지 않았다	110. 최근 12개월 동안, 아토피피부염(습진 또는 배형)을 위해서 치료를 했습니까? ① 증상이 없더라도 규칙적으로 치료했다 ② 증상이 있을 때만 치료했다 ③ 치료하지 않았다	113. 최근 12개월 동안, 아토피피부염(습진 또는 배형) 치료를 받은 적이 있습니까? ① 증상이 없더라도 규칙적으로 치료받았다 ② 증상이 있을 때만 치료받았다 ③ 치료받지 않았다	108. 최근 12개월 동안, 아토피피부염(습진 또는 배형) 치료를 받은 적이 있습니까? ① 증상이 없더라도 규칙적으로 치료받았다 ② 증상이 있을 때만 치료받았다 ③ 치료받지 않았다
110. 아토피피부염으로 임상생활 및 공부에 지장을 받고 있습니까? ① 예 ② 아니오	109. 아토피피부염으로 임상생활 및 공부에 지장을 받은 적이 있습니까? ① 예 ② 아니오	111. 최근 12개월 동안, 아토피피부염(습진 또는 배형)을 위해서 치료를 했습니까? ① 증상이 없더라도 규칙적으로 치료했다 ② 증상이 있을 때만 치료했다 ③ 치료하지 않았다	111. 최근 12개월 동안, 아토피피부염(습진 또는 배형)을 위해서 치료를 했습니까? ① 증상이 없더라도 규칙적으로 치료했다 ② 증상이 있을 때만 치료했다 ③ 치료하지 않았다	114. 최근 12개월 동안, 아토피피부염(습진 또는 배형) 치료를 받은 적이 있습니까? ① 증상이 없더라도 규칙적으로 치료받았다 ② 증상이 있을 때만 치료받았다 ③ 치료받지 않았다	109. 최근 12개월 동안, 아토피피부염(습진 또는 배형) 치료를 받은 적이 있습니까? ① 증상이 없더라도 규칙적으로 치료받았다 ② 증상이 있을 때만 치료받았다 ③ 치료받지 않았다
111. 아토피피부염으로 결석한 날이 1년 중 며칠 정도 됐습니까? ① 결석한 적이 없다 ② 1~3일 ③ 4~6일 ④ 7일 이상	110. 아토피피부염으로 결석한 날이 1년 중 며칠 정도 됐습니까? ① 결석한 적이 없다 ② 1~3일 ③ 4~6일 ④ 7일 이상	112. 최근 12개월 동안, 아토피피부염(습진 또는 배형)을 위해서 치료를 했습니까? ① 증상이 없더라도 규칙적으로 치료했다 ② 증상이 있을 때만 치료했다 ③ 치료하지 않았다	112. 최근 12개월 동안, 아토피피부염(습진 또는 배형)을 위해서 치료를 했습니까? ① 증상이 없더라도 규칙적으로 치료했다 ② 증상이 있을 때만 치료했다 ③ 치료하지 않았다	115. 최근 12개월 동안, 아토피피부염(습진 또는 배형)을 위해서 치료를 했습니까? ① 증상이 없더라도 규칙적으로 치료받았다 ② 증상이 있을 때만 치료받았다 ③ 치료받지 않았다	110. 최근 12개월 동안, 아토피피부염(습진 또는 배형)을 위해서 치료를 했습니까? ① 증상이 없더라도 규칙적으로 치료받았다 ② 증상이 있을 때만 치료받았다 ③ 치료받지 않았다



넷  
중  
이터넷

[illegible]



개인정보  
처리방침

[illegible]



'05년	'06년	'07년	'08년	'09년	'10년	'11년	'12년
109. 어머니의 학력은 어떻게 되십니까? ① 중졸 이하 ② 고졸 ③ 대졸 이상(전문대를 포함) ④ 잘 모름	101. 어머니의 학력은 어떻게 되십니까? ① 중졸 이하 ② 고졸 ③ 대졸 이상(전문대를 포함) ④ 잘 모름	118. 어머니의 학력은 어떻게 되십니까? ① 중졸 이하 ② 고졸 ③ 대졸 이상(전문대를 포함) ④ 잘 모름	120. 어머니의 학력은 어떻게 되십니까? ① 중졸 이하 ② 고졸 ③ 대졸 이상(전문대를 포함) ④ 잘 모름	119. 어머니의 학력은 어떻게 되십니까? ① 중졸 이하 ② 고졸 ③ 대졸 이상(전문대를 포함) ④ 잘 모름	118. 어머니의 학력은 어떻게 되십니까? ① 중졸 이하 ② 고졸 ③ 대졸 이상(전문대를 포함) ④ 잘 모름	122. 어머니의 학력은 어떻게 되십니까? ① 중졸 이하 ② 고졸 ③ 대졸 이상(전문대를 포함) ④ 잘 모름	117. 어머니의 학력은 어떻게 되십니까? ① 중졸 이하 ② 고졸 ③ 대졸 이상(전문대를 포함) ④ 잘 모름
110. 어머니의 학력은 어떻게 되십니까? ① 중졸 이하 ② 고졸 ③ 대졸 이상(전문대를 포함) ④ 잘 모름	102. 지난 일 년 동안, 학업 성적은 어떻게 되십니까? ① 상 ② 중상 ③ 중하 ④ 하	119. 지난 일 년 동안, 학업 성적은 어떻게 되십니까? ① 상 ② 중상 ③ 중하 ④ 하	121. 학제 거주형태는 어떻게 되십니까? 122. 가정의 경제적 상태는 어떻게 되십니까? ① 상 ② 중상 ③ 중하 ④ 하	120. 최근 12개월 동안, 학업 성적은 어떻게 되십니까? ① 상 ② 중상 ③ 중하 ④ 하	119. 최근 12개월 동안, 학업 성적은 어떻게 되십니까? ① 상 ② 중상 ③ 중하 ④ 하	121. 학제 거주형태는 어떻게 되십니까? 122. 가정의 경제적 상태는 어떻게 되십니까? ① 상 ② 중상 ③ 중하 ④ 하	116. 어머니는 어느 나라에서 태어났습니까? ① 중국(조선족) ② 중국(한족, 기타 민족) ③ 북한 ④ 베트남 ⑤ 필리핀 ⑥ 일본 ⑦ 대만 ⑧ 몽골 ⑨ 캄보디아 ⑩ 우즈베키스탄 ⑪ 러시아 ⑫ 기타
111. 어머니의 학력은 어떻게 되십니까? ① 중졸 이하 ② 고졸 ③ 대졸 이상(전문대를 포함) ④ 잘 모름	103. 지난 일 년 동안, 학업 성적은 어떻게 되십니까? ① 상 ② 중상 ③ 중하 ④ 하	120. 학령의 가정에서 자가용이 있습니까? ① 없다 ② 한 대 ③ 두 대 이상	123. 학령의 가정에서 자가용이 있습니까? ① 없다 ② 한 대 ③ 두 대 이상	122. 학령의 가정에서 자가용이 있습니까? ① 없다 ② 한 대 ③ 두 대 이상	121. 학제 거주형태는 어떻게 되십니까? 122. 가정의 경제적 상태는 어떻게 되십니까? ① 상 ② 중상 ③ 중하 ④ 하	122. 학령의 가정에서 자가용이 있습니까? ① 없다 ② 한 대 ③ 두 대 이상	115. 어머니는 어느 나라에서 태어났습니까? ① 중국(조선족) ② 중국(한족, 기타 민족) ③ 북한 ④ 베트남 ⑤ 필리핀 ⑥ 일본 ⑦ 대만 ⑧ 몽골 ⑨ 캄보디아 ⑩ 우즈베키스탄 ⑪ 러시아 ⑫ 기타
112. 어머니의 학력은 어떻게 되십니까? ① 중졸 이하 ② 고졸 ③ 대졸 이상(전문대를 포함) ④ 잘 모름	104. 현재 거주형태는 어떻게 되십니까? ① 가족과 함께 살고 있다 ② 친척집에서 살고 있다 ③ 하숙, 자취, 기숙사(친구들과 같이 사는 경우 포함) ④ 보육시설(고아원, 사회복지시설, 보육원)	121. 현재 거주형태는 어떻게 되십니까? ① 가족과 함께 살고 있다 ② 친척집에서 살고 있다 ③ 하숙, 자취, 기숙사(친구들과 같이 사는 경우 포함) ④ 보육시설(고아원, 사회복지시설, 보육원)	124. 학령의 가정에서 자가용이 있습니까? ① 없다 ② 한 대 ③ 두 대 이상	123. 학령의 가정에서 자가용이 있습니까? ① 없다 ② 한 대 ③ 두 대 이상	120. 학령의 가정에서 자가용이 있습니까? ① 없다 ② 한 대 ③ 두 대 이상	123. 학령의 가정에서 자가용이 있습니까? ① 없다 ② 한 대 ③ 두 대 이상	114. 어머니는 어느 나라에서 태어났습니까? ① 중국(조선족) ② 중국(한족, 기타 민족) ③ 북한 ④ 베트남 ⑤ 필리핀 ⑥ 일본 ⑦ 대만 ⑧ 몽골 ⑨ 캄보디아 ⑩ 우즈베키스탄 ⑪ 러시아 ⑫ 기타
113. 어머니의 학력은 어떻게 되십니까? ① 중졸 이하 ② 고졸 ③ 대졸 이상(전문대를 포함) ④ 잘 모름	105. 지난 일 년 동안, 학업 성적은 어떻게 되십니까? ① 상 ② 중상 ③ 중하 ④ 하	122. 학령의 가정에서 자가용이 있습니까? ① 없다 ② 한 대 ③ 두 대 이상	125. 학령의 가정에서 자가용이 있습니까? ① 없다 ② 한 대 ③ 두 대 이상	124. 학령의 가정에서 자가용이 있습니까? ① 없다 ② 한 대 ③ 두 대 이상	121. 학제 거주형태는 어떻게 되십니까? 122. 가정의 경제적 상태는 어떻게 되십니까? ① 상 ② 중상 ③ 중하 ④ 하	124. 학령의 가정에서 자가용이 있습니까? ① 없다 ② 한 대 ③ 두 대 이상	113. 어머니는 어느 나라에서 태어났습니까? ① 중국(조선족) ② 중국(한족, 기타 민족) ③ 북한 ④ 베트남 ⑤ 필리핀 ⑥ 일본 ⑦ 대만 ⑧ 몽골 ⑨ 캄보디아 ⑩ 우즈베키스탄 ⑪ 러시아 ⑫ 기타
114. 어머니의 학력은 어떻게 되십니까? ① 중졸 이하 ② 고졸 ③ 대졸 이상(전문대를 포함) ④ 잘 모름	106. 학령의 가정에서 자가용이 있습니까? ① 없다 ② 한 대 ③ 두 대 이상	123. 학령의 가정에서 자가용이 있습니까? ① 없다 ② 한 대 ③ 두 대 이상	126. 학령의 가정에서 자가용이 있습니까? ① 없다 ② 한 대 ③ 두 대 이상	125. 학령의 가정에서 자가용이 있습니까? ① 없다 ② 한 대 ③ 두 대 이상	122. 학령의 가정에서 자가용이 있습니까? ① 없다 ② 한 대 ③ 두 대 이상	125. 학령의 가정에서 자가용이 있습니까? ① 없다 ② 한 대 ③ 두 대 이상	112. 어머니는 어느 나라에서 태어났습니까? ① 중국(조선족) ② 중국(한족, 기타 민족) ③ 북한 ④ 베트남 ⑤ 필리핀 ⑥ 일본 ⑦ 대만 ⑧ 몽골 ⑨ 캄보디아 ⑩ 우즈베키스탄 ⑪ 러시아 ⑫ 기타
115. 어머니의 학력은 어떻게 되십니까? ① 중졸 이하 ② 고졸 ③ 대졸 이상(전문대를 포함) ④ 잘 모름	107. 학령 본인만을 위한 방이 있습니까? ① 없다 ② 있다	124. 학령 본인만을 위한 방이 있습니까? ① 없다 ② 있다	127. 학령의 가정에서 자가용이 있습니까? ① 없다 ② 한 대 ③ 두 대 이상	126. 학령의 가정에서 자가용이 있습니까? ① 없다 ② 한 대 ③ 두 대 이상	123. 학령의 가정에서 자가용이 있습니까? ① 없다 ② 한 대 ③ 두 대 이상	126. 학령의 가정에서 자가용이 있습니까? ① 없다 ② 한 대 ③ 두 대 이상	111. 어머니는 어느 나라에서 태어났습니까? ① 중국(조선족) ② 중국(한족, 기타 민족) ③ 북한 ④ 베트남 ⑤ 필리핀 ⑥ 일본 ⑦ 대만 ⑧ 몽골 ⑨ 캄보디아 ⑩ 우즈베키스탄 ⑪ 러시아 ⑫ 기타







## 부록6. 조사 수행 체계

### □ 청소년건강행태온라인조사 수행팀

○교육과학기술부 학생건강총괄과

성 명	직 위
김 도 완	과 장
조 명 연	보건사무관
주 상 철	주 무 관

○운영위원회('12.1월 위촉)

성 명	소속기관	직 위	성 명	소속기관	직 위
송영희	서울특별시교육청	장학사	박옥남	강원도교육청	장학사
장성호	부산광역시교육청	지방보건주사	신진식	충청북도교육청	보건6급
안준영	대구광역시교육청	보건7급	정소희	충청남도교육청	지방보건주사보
이미정	인천광역시교육청	보건6급	박광숙	전라북도교육청	교육연구사
안지현	광주광역시교육청	장학사	박석현	전라남도교육청	보건7급
양하영	대전광역시교육청	보건6급	윤성진	경상북도교육청	지방교육행정주사보
서보순	울산광역시교육청	환경6급	김은정	경상남도교육청	기능8급
최정분	경기도교육청	장학사	한숙희	제주특별자치도교육청	지방보건주사
강동일	경기도교육청 북부청사	지방보건주사보	-	-	-

○질병관리본부 건강영양조사과

성 명	직 위	주요 업무(담당 영역)
오경원	과 장	건강영양조사과 총괄
김윤정	책임연구원	조사 총괄
서주희	선임연구원	조사 수행 및 관리, 사회경제적위치, 인터넷중독
지유나	기술연구원	조사 수행 및 관리, 손상예방, 개인위생, 약물
박선민	기술연구원	표본설계 및 자료분석
최선훈	보건연구사	흡연
김소연	선임연구원	음주, 신체활동
이아리	기술연구원	비만 및 체중조절
김기량	책임연구원	식습관
도승연	기술연구원	정신건강, 성행태
전채민	보건연구사	구강건강, 아토피·천식



□ 분과 자문위원회('12.1월 위촉)

분과	성명(소속기관)	분과	성명(소속기관)
흡연 (3인)	박순우(대구가톨릭대학교 의과대학) 손석준(전남대학교 의과대학) 이태용(충남대학교 의과대학)	음주 및 약물 (5인)	김광기(인제대학교 보건대학원) 이명선(이화여자대학교) 이소희(국립의료원) 정슬기(중앙대학교) 조근호(다사랑 중앙병원)
정신보건 및 인터넷중독 (3인)	안동현(한양대학교 의과대학) 이영식(중앙대학교병원) 한창환(한림대학교 강동성심병원)	비만 및 체중조절 (4인)	강재현(인제대학교 서울백병원) 김경수(가톨릭대학교 서울성모병원) 박경희(한림대학교 성심병원) 최경목(고려대학교 구로병원)
신체활동 (4인)	김명화(우송대학교) 김병성(경희의료원) 박훈기(한양대학교 의과대학) 양윤준(인제대학교 일산백병원)	식습관 (5인)	김미경(한양대학교 의과대학) 김초일(한국보건산업진흥원) 문현경(단국대학교) 오세영(경희대학교) 정효지(서울대학교 보건대학원)
손상예방 (3인)	박혜숙(이화여자대학교 의과대학) 송효근(서울특별시 학교안전공제회) 임정수(가천의과학대학교)	성행태 (4인)	박현이(아하!청소년성문화센터) 서창석(분당서울대학교병원) 이임순(순천향대학교병원) 최두석(삼성서울병원)
구강보건 (5인)	권호근(연세대학교 치과대학) 김진범(부산대학교 치의학전문대학원) 김현덕(서울대학교 치의학대학원) 박용덕(경희대학교 치의학전문대학원) 정세환(강릉원주대학교 치과대학)	개인위생 (3인)	원종욱(연세대학교 의과대학) 윤선자(서울시 보건교사회) 윤태영(경희대학교 의과대학)
아토피· 천식 (4인)	김규한(서울대학교병원) 오재원(한양대학교 구리병원) 윤호주(한양대학교병원) 장윤석(분당서울대학교병원)	건강형평성 (2인)	강영호(울산대학교 의과대학) 김명희((사)시민건강증진연구소)
조사방법 (5인)	김선웅(동국대학교) 이계오(한남대학교) 이명진(고려대학교) 조병희(서울대학교 보건대학원) 조영태(서울대학교 보건대학원)	-	-

※성명은 가나다순으로 정렬



□ '12년 조사 관련 연구사업

연구과제	연구책임자	연구목적
2012년 청소년건강행태온라인조사 지원 민간경상보조사업 (‘12.6월~12월)	박종묵 (주)엠브레인)	· 청소년건강행태온라인조사 시스템 지원
청소년건강행태온라인조사 결과 활용 촉진 3차 사업 (‘12.6월~12월)	정혜선 (한국학교보건학회)	· 청소년건강행태온라인조사 결과 활용 장려 · 학교건강증진사업 우수사례 발굴 및 노하우 공유를 위한 경연대회 개최
국민건강영양조사 및 청소년건강행태온라인조사 표본설계 (‘12.3월~11월)	변종석 (한국조사연구학회)	· ‘12년 청소년건강행태온라인조사 표본설계 및 가중 치 산출



## 제8차(2012년) 청소년건강행태온라인조사 통계

---

발 행: 2012년 12월 20일

발 행 인: 전 병 율

편 집: 질병관리본부 질병예방센터 건강영양조사과

홈페이지: <http://yhs.cdc.go.kr>

주 소: (363-951) 충청북도 청원군 오송읍 연제리 오송생명2로  
187 오송보건의료행정타운

전 화: (043) 719-7508

팩 스: (043) 719-7527

---

이 책은 질병관리본부에 소유권이 있습니다. 질병관리본부의  
승인 없이 상업적인 목적으로 사용하거나 판매할 수 없습니다.



## 참여기관

교육과학기술부  
보건복지부  
질병관리본부  
서울특별시교육청  
부산광역시교육청  
대구광역시교육청  
인천광역시교육청  
광주광역시교육청  
대전광역시교육청  
울산광역시교육청  
경기도교육청  
경기도교육청북부청사  
강원도교육청  
충청북도교육청  
충청남도교육청  
전라북도교육청  
전라남도교육청  
경상북도교육청  
경상남도교육청  
제주특별자치도교육청



<http://yhs.cdc.go.kr>



교육과학기술부 학생건강총괄과

110-760 서울특별시 종로구 세종로 55 정부중앙청사  
(세종로 1가 77-6)

Tel. 02-2100-6677 Fax. 02-2100-6425



질병관리본부 질병예방센터 건강영양조사과

363-951 충북 청원군 오송읍 연제리 오송생명2로 187  
오송보건의료행정타운

Tel. 043-719-7508, 7505, 7464 Fax. 043-719-7527