

서울시 정신건강 관련 기관 이용(등록)자 현황

[2020. 12. 31. 기준]

서울시 정신건강 관련 유형별 기관 수



정신건강복지센터



정신재활시설 (이용형)



정신재활시설 (생활형)

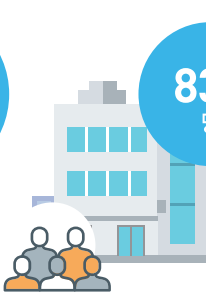


중독관리통합지원센터

서울시 정신건강 관련 기관 유형별 이용 (등록)자 수



정신건강복지센터



정신재활시설 (이용형)



정신재활시설 (생활형)



중독관리통합지원센터

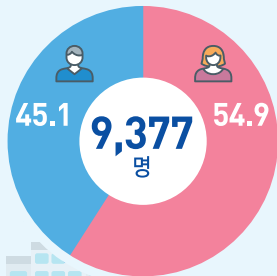
서울시 정신건강 관련 기관 이용 (등록)자 현황

성별

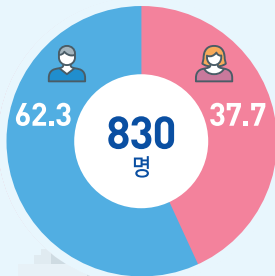
(단위: %)



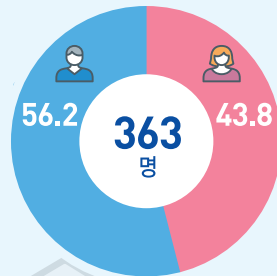
정신건강복지센터



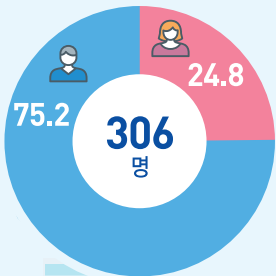
정신재활시설 (이용형)



정신재활시설 (생활형)

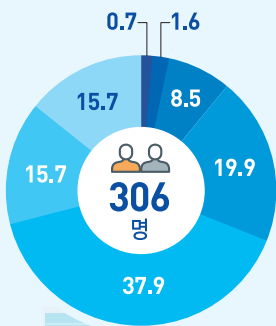
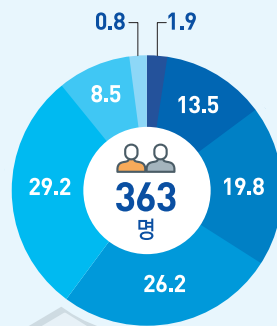
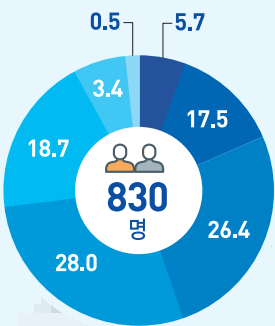
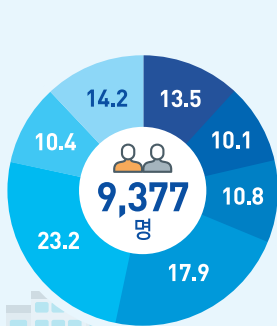
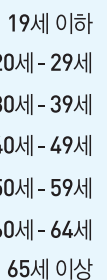


중독관리통합지원센터



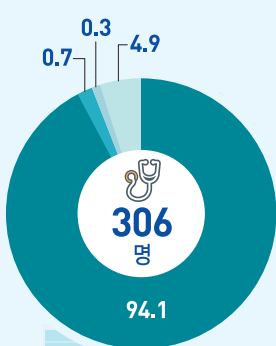
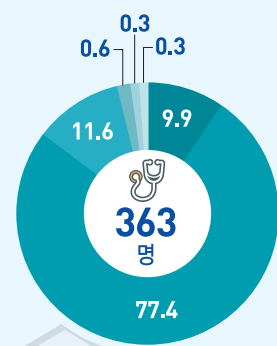
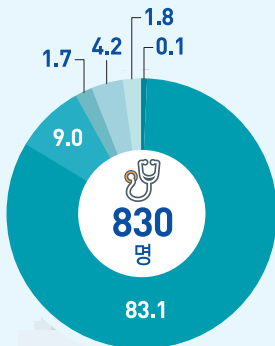
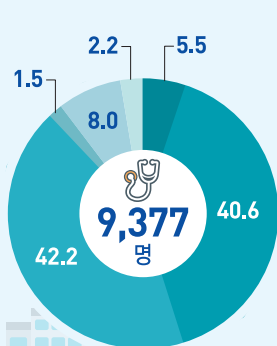
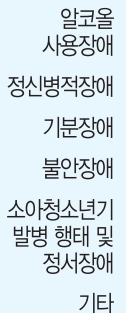
연령별

(단위: %)



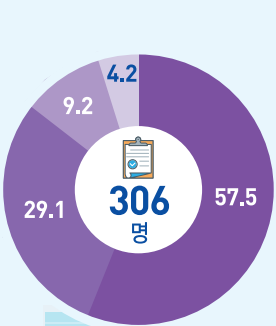
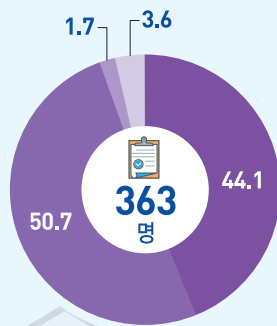
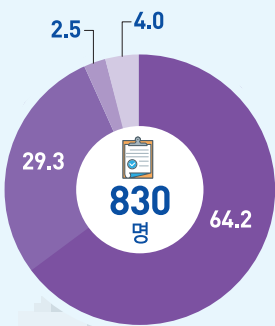
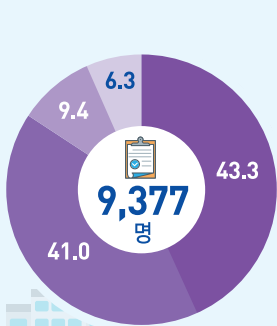
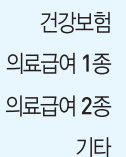
진단별

(단위: %)



의료보장별

(단위: %)



· 자료원: 정신건강 관련 기관 및 서비스 현황조사 (서울시정신건강복지센터), 정신건강사례관리시스템 데이터 분석 (서울시정신건강복지센터)