



승인번호
제 920006 호



등록번호 11-B50928-000001-10
ISSN 1738-8945

2018 건강보험통계연보

National Health Insurance Statistical Yearbook

h·well
국민건강보험
National Health Insurance Service



건강보험심사평가원
HEALTH INSURANCE REVIEW & ASSESSMENT SERVICE

발 간 사

「건강보험 통계연보」의 발간을 기쁘게 생각합니다. 국민건강보험공단과 건강보험심사평가원은 건강보험제도를 운영하면서 수집·관리하고 있는 빅데이터를 이용하여 국민과 이해관계자에게 신뢰성 높은 보건의료 통계를 제공하고자 2005년부터 매년 통계연보를 공동 발간하고 있습니다. 금년으로 발간 15년째를 맞았습니다.

정부는 ‘병원비 걱정 없는 든든한 나라’ 실현을 위하여 의료비의 가계부담을 완화하는 건강보험 보장성 강화 대책의 차질 없는 이행과 더불어 부담능력에 맞게 적정 부담토록 건강보험료의 형평성을 제고하는 등 미래 지속가능한 건강보험 제도운동을 위해 노력하고 있습니다.

또한, 2018년 7월 소득과약을 기반으로 한 소득중심의 부과체제로 개편하여, 2000년 직장지역 건강보험 통합이후 18년간 유지되어온 부과체제를 가입자간 보험료 부담 형평성, 국민수용성 등을 고려하여 서민부담은 줄이고 고소득가입자와 부담능력있는 피부양자가 적정 부담을 하도록 합리적이고 공정한 건강보험료 기준을 마련하였습니다.

필수의료 비급여의 전면 급여화와, 의학적 비급여의 예비 급여화라는 정부의 건강보험 보장성 정책에 발맞추어 MRI·초음파의 급여 확대와 더불어 국민 요구가 높고 의료에 필수적인 비급여를 단계적으로 급여화하고 있습니다.

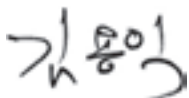
그리고 40년 지속된 청구 건별 심사를 의료인의 자율성과 책임성을 담보하는 분석심사로 체계개편 중이며, 의료 접근성 향상과 더 나은 의료혜택 제공을 위해 혁신·첨단의료기술의 조기 시장진입 지원과 신약·치료재료의 등재기간 단축 등 건강보험 등재 절차를 개선하고 있습니다.

특히, 이번 호에서는 다양한 보건의료 통계정보 수요에 맞춰 진료일 기준의 통계를 추가하고, 통계 세부 항목을 정비함으로써 건강보험제도의 이해와 통계정보의 활용성 증진에 노력을 기울였습니다. 「건강보험 통계연보」가 건강보험과 보건의료 발전에 널리 활용되기를 기대합니다. 감사합니다.

2019. 10.

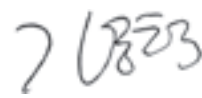
국민건강보험공단

이사장



건강보험심사평가원

원장



Preface

National Health Insurance Service and Health Insurance Review and Assessment Service of Korea have jointly published the 'National Health Insurance Statistical Yearbook' since 2005 for providing a wide range of reliable statistics making use of the National Health Insurance Big Data. It is my pleasure to announce the publication of the 15th edition of the 'National Health Insurance Statistical Yearbook'.

With the slogan "To make a better country without worrying about the hospital costs", the government has been trying to manage the sustainable 'national health insurance system' by implementing health insurance coverage expansion policy for relieving a household's burden on the healthcare expenditure and re-designing the healthcare insurance contribution imposition rules by reducing the inequality between the haves and the have-nots.

In July 2018, NHIS changed the methodology of the contribution imposition rule focusing more on the income-based one by identifying income thoroughly, which had been in existence for 18 years since 2000, (when NHIS, as a single insurer, launched) into the way to reduce the burden of middle-level income earners and increase the high-level income earners' contribution. This rule is reflected with the fairness and social acceptability.

In line with the governmental policy of the expanding benefit coverage including previously uncovered essential medical treatments and listing as the preliminary benefit coverage for the other uncovered medical services, NHIS is also try to expand the benefit coverage lists including MRI, ultrasound service and other high-demanding essential services.

In addition, the claim review system which has remained for 40 years is being reorganized into the new analysis-oriented review process system that give providers more autonomy and accountability, and the benefit coverage listing procedures is also changing in a way to support innovative and state-of-the-art healthcare technology to be early to market by shortening the application period.

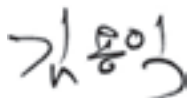
Particularly as for this edition, much efforts have been put forth to promote understanding of the national health insurance system and usability of statistical information by adding daily medical treatment data and specifying sub-categories of statistics to meet various demands for healthcare information.

It is our sincere hope that 'National Health Insurance Statistical Yearbook' will be used as a tool for the development of National Health Insurance system and the enhancement of public health of Korea. Thank you.

October 2019

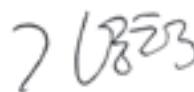
NHIS

President



HIRA

President



작성목적 및 근거법규

▶ 작성목적

- 사회보장의 근간인 건강보험에 관한 주요사항을 통계자료로 생산함으로써 우리나라 건강보험 정책 및 보건의료정책의 기초자료로 활용될 뿐만아니라 학술분야에도 유용하게 이용될 수 있음

▶ 근거법규

- 건강보험통계연보는 국민건강보험법에 의해 제도 운영과정에서 획득한 가입자의 자격, 보험료, 보험재정, 보험급여실적 및 심사실적, 요양급여비용의 적정성 평가, 질병에 대한 통계를 작성하고 있음
- 통계청 승인번호 제920006호

건강보험 연혁

- ▶ 1963. 12. 16 의료보험법 제정
 - 조합 임의설립(300인 이상 사업장)
- ▶ 1964. 6. 5 의료보험법 시행령 제정
- ▶ 1970. 8. 7 의료보험법 (1차)개정(미실시)
 - 조합강제설립주의(피용자, 군인, 공무원, 일반자영자 대상)
- ▶ 1976. 12. 22 의료보험법 전문(2차)개정
 - 500인 이상 사업장 당연적용(공무원, 교직원, 군인제외)
 - 조합방식
- ▶ 1977. 1. 13 전국의료보험협의회 발기인 총회 개최
 - 전국의료보험협의회 설립
- ▶ 1977. 3. 12 의료보험법 시행령 전문개정
 - 500인 이상 사업장 당연적용

Purpose and Legal Ground

► Purpose

: In order to formulate national health policies as well as to support academic research by producing a variety of important statistical data of Korea National Health Insurance, which is one of main pillars of national social security programs in Korea.

► Legal Ground

: The National Health Insurance Statistical Yearbook includes statistical information collected during the operation of national health insurance in accordance with the National Health Insurance Act as below:

– eligibility of the insured, insurance premiums, financing of health insurance, health insurance benefits, medical treatment of health insurance, evaluation of the appropriateness of health insurance benefits and diseases statistics.

: In accordance with the Approval Number 92006 of Statistics Korea

Synopsis of Health Insurance History

- 16. Dec. 1963 Medical Insurance Act was enacted.
 - Medical Insurance Society could be established voluntarily at the industrial establishment with 300 workers or more.
- 5. Jun. 1964 Enforcement Decree of Medical Insurance Act was enacted.
- 7. Aug. 1970 Medical Insurance Act (the 1st) was amended.
 - Set up the legal basis of compulsory establishment of Medical Insurance Society for industrial employees, military personnel, government employees and the self-employed.
- 22. Dec. 1976 Medical Insurance Act (the 2nd) was enacted wholly.
 - The person who is employed at the industrial establishment with 500 workers or more came to be covered compulsorily (Government employees, private school employees and military personnel excluded).
 - Medical Insurance Society System was adopted.
- 13. Jan. 1977 The founders of Federation of Korean Medical Insurance Societies (FKMIS) held their general meeting.
 - The Federation of Korean Medical Insurance Societies was founded.
- 12. Mar. 1977 Enforcement Decree of Medical Insurance Act was amended wholly.
 - The person who is employed at the industrial establishment with 500 workers or more was covered compulsorily.

- ▶ 1977. 6. 8 의료보험수가 및 약가 제정 고시

- ▶ 1977. 7. 1 1종 의료보험조합(486개소) 업무개시
 - 500인 이상 사업장 의료보험 실시

- ▶ 1977. 11. 28 전국의료보험협의회 사단법인 인가

- ▶ 1977. 12. 31 공무원 및 사립학교교직원 의료보험법 제정

- ▶ 1978. 8. 11 공무원 및 사립학교교직원 의료보험관리공단 발족

- ▶ 1979. 1. 1 공무원 및 사립학교교직원 의료보험 업무개시

- ▶ 1979. 4. 7 의료보험법 시행령 개정
 - 300인 이상 사업장 당연적용 확대

- ▶ 1979. 4. 17 의료보험법 (3차)개정
 - 요양기관 강제지정

- ▶ 1979. 7. 1 300인 이상 사업장 의료보험실시(26개 지구공동조합 신설),
 진료비 심사지급업무, 전국의료보험협회에 일괄 위탁

- ▶ 1980. 10. 31 의료보험법 시행령 개정
 - 100인 이상 사업장 당연적용 확대
 - 16인 이상 사업장 임의가입

- ▶ 1981. 1. 1 100인 이상 사업장 의료보험 실시

- ▶ 1981. 4. 4 의료보험법 (4차)개정
 - 직종, 지역조합 설립근거

- ▶ 8. Jun, 1977 Pee for medical service and drug price of Medical Insurance was notified by the Ministry of Health and Social Affairs.
- ▶ 1. Jul, 1977 Class I Medical Insurance Societies (Its Number : 486) started their own business.
- ▶ 28. Nov, 1977 The Federation of Korean Medical Insurance Societies got the approval as an incorporated body.
- ▶ 31. Dec, 1977 Medical Insurance Act for Government and Private School Employees was enacted.
- ▶ 11. Aug, 1978 Korea Medical Insurance Corporation was founded.
 – It manages the insurance business for the government and private school employees.
- ▶ 1. Jan, 1979 Korea Medical Insurance Corporation started own business.
- ▶ 7. Apr, 1979 Enforcement Decree of Medical Insurance Act was amended.
 – Class I Medical Insurance's coverage was expanded to the industrial establishment with 300 workers or more.
- ▶ 17. Apr, 1979 Medical Insurance Act (the 3rd) was amended.
 – Medical care institutions came to be designated compulsorily as providers of Medical care services of Medical Insurance.
- ▶ 1. Jul, 1979 The person who is employed at the industrial establishment with 300 workers or more came to be covered.
 – 26 district societies were newly established.
 – Review and payment of medical expenses of medical benefit was entrusted to the FKMIS.
- ▶ 31. Oct, 1980 Enforcement Decree on Medical Insurance Act was amended.
 – The coverage of Medical Insurance was compulsorily expanded to the person who is employed at the industrial with 100 workers or more and voluntarily expanded to the employees in the industrial establishment with 16 workers or more.
- ▶ 1. Jan, 1981 The person who is employed at the industrial establishment with 100 workers or more came to be covered
- ▶ 4. Apr, 1981 Medical Insurance (the 4th) was amended.
 – Set up the legal basis of the establishment of Occupational and Self-employed Medical Insurance Societies(Class II).

- ▶ 1981. 7. 1 지역의료보험 1차 시범사업 실시(홍천, 옥구, 군위)

- ▶ 1981. 9. 30 전국의료보험협의회, 의료보험조합연합회로 개편(특수공법인)

- ▶ 1981. 12. 1 직종의료보험조합 발족(문화예술인, 이미용)

- ▶ 1981. 12. 31 의료보험법 (5차)개정
 - 의료보험조합연합회에 의료보험심사위원회 설치운영
 - 의료보험조합연합회에 조합간 공동사업 시행근거

- ▶ 1982. 7. 1 지역의료보험 2차 시범사업 실시(강화, 보은, 목포)

- ▶ 1982. 12. 21 의료보험법 시행령 개정
 - 16인 이상 사업장 당연적용 및 5인 이상 사업장 임의적용

- ▶ 1984. 5. 1 목포에서 의약분업 시범사업 실시(8개월 시한)

- ▶ 1984. 12. 1 청주시와 청원군에서 한방의료보험 시범사업 실시

- ▶ 1984. 12. 31 의료보험법 (6차)개정
 - 피부양자 인정범위 확대(장인, 장모)
 - 동일상병 180일 급여기간을 연간 180일로 변경
 - 1종, 2종 의료보험을 직장, 지역, 직종의료보험으로 용어 개정

- ▶ 1985. 12. 25 의료보험법 시행령 개정
 - 표준보수월액 등급조정(53등급)
 - 의원급 이하 외래진료비 본인부담정액제 실시

- ▶ 1987. 2. 1 한방의료보험 전국확대

- ▶ 1. Jul. 1981 The 1st pilot program for self-employed medical insurance was started in the three rural areas.
- ▶ 30. Sep. 1981 The FKMIS was reorganized as a legal public juridical body.
- ▶ 1. Dec. 1981 Occupational Medical Insurance Societies were established(for Artists and Entertainers, Barbers and Beauty Artists).
- ▶ 31. Dec. 1981 Medical Insurance Act (the 5th) was amended.
 - Medical Insurance Deliberation Committee was established in the FKMIS.
 - The legal basis for the joint project among societies was set up
- ▶ 1. Jul. 1982 The 2nd pilot program for self-employed medical insurance was started in the two other rural areas and one urban area.
- ▶ 21 Dec. 1982 Enforcement Decree of Medical Insurance Act was amended.
 - The coverage of Class I Medical Insurance was compulsorily expanded to the person who is employed at the industrial establishment with 16 workers or more and voluntarily expanded to the employees in the industrial establishment with 5 workers or more.
- ▶ 1. May. 1984 Pilot program of the separation of dispensing and prescription was enforced for 8 months in Mokpo-Shi.
- ▶ 1. Dec. 1984 Pilot program of providing oriental medical care as a medical care benefits by Cheongju-Shi and Cheongwon-Gun was enforced.
- ▶ 31. Dec. 1984 Medical Insurance Act (the 6th) was amended.
 - The scope of dependants was expanded to the parents of insured's spouse.
 - Duration of getting benefits was changed from 180 days a disease to 180 days in a year.
 - The term for Medical Insurance was changed.
 - Class I Medical Insurance → Medical Insurance for Industrial Workers
 - Class II Medical Insurance → Medical Insurance for Self- employed and Occupational Medical Insurance.
- ▶ 25. Dec. 1985 Enforcement Decree of Medical Insurance Act was amended.
 - Monthly standard wages class of employees was readjusted from 41 grades to 53 grades.
 - Under the Class Clinic, Flat-sum co-payment of medical care expenses system for outpatient was set up.
- ▶ 1. Feb. 1987 Oriental medical care service was provided as medical insurance benefits to whole-nation.

- ▶ 1987. 12. 4 의료보험법 (7차)개정
 - 피부양자 인정범위 확대(형제, 자매, 직계비속의 배우자)
 - 임의계속 피보험자 제도 도입
 - 의료보험조합연합회, 의료보험연합회로 명칭 변경
 - 보험재정안정기금 설치 의무화
 - 요양급여기간 제한에 대한 보완

- ▶ 1988. 1. 1 농·어촌 지역의료보험 실시

- ▶ 1988. 7. 22 의료보험법 시행령 개정
 - 5인 이상 사업장 당연 가입

- ▶ 1989. 7. 1 도시 지역의료보험 실시(전국민 의료보장 실현)

- ▶ 1989. 10. 1 약국 의료보험 급여실시

- ▶ 1994. 1. 7 의료보험법 (8차)개정
 - 직장의료보험 보험료를 변경(3%~8%→2%~8%)
 - 65세 이상 피보험자 및 피부양자 요양급여기간 연장
(연간 180일→210일)
 - 분만급여 대상 확대(피보험자의 배우자→모든 피부양자)

- ▶ 1994. 8. 1 의료보험법 시행령 개정
 - 직장 피보험자 자격상실 후 계속 요양급여기간 연장(3개월→6개월)
 - 처방전에 의하지 않은 약국 이용 본인부담률 인하(60%→40%)
 - 고액보험급여비용 공동부담사업 부담금 상향조정(총보험료 수입의 10%→20%)

- ▶ 1994. 12. 31 의료보험법 (9차)개정
 - 국가유공자예우등에 관한 법률을 독립유공자예우에 관한 법률 및 국가유공자예우등에 관한 법률로 함.

- ▶ 4. Dec. 1987 Medical Insurance Act (the 7th) was amended.
 - The scope of dependants was expanded to the direct lineal descendant's spouse, brothers and sisters of the insured.
 - Optional continuation of the eligibility for the insured retired temporarily was introduced.
 - The title of FKMIS was changed to NFMI(National Federation of Medical Insurance).
 - The federation was forced to create Insurance Finance Stabilization Fund.
 - The provision of restriction of benefit period was readjusted.

- ▶ 1. Jan. 1988 The person who is self-employed in rural area came to be covered.

- ▶ 22. Jul. 1988 Enforcement Decree of Medical Insurance Act was amended.
 - The person who is employed at the industrial establishment with 5 workers or more came to be covered compulsorily.

- ▶ 1. Jul. 1989 The person who is self-employed in urban area came to be covered.
 - Medical security for whole population was accomplished.

- ▶ 1. Oct. 1989 Pharmacy took part as a provider of medical insurance benefit.

- ▶ 7. Jan. 1994 Medical Insurance Act (the 8th) was amended.
 - The contribution rate of Medical Insurance Program for Industrial Workers was changed 3% ~ 8% to 2% ~ 8%.
 - The period of Medical Care Benefits for the 65year or more old person was increased from 180 days a year to 210 days a year.
 - Maternity benefits was expanded from Insured woman and the wife of Insured to Insured and Dependant woman.

- ▶ 1. Aug. 1994 Enforcement Decree of Medical Insurance Act was amended.
 - The period of Medical Care Benefits after disqualification of employee insured was extended from 3 months to 6 months.
 - The rate of co-sharing borne by the patient for the pharmacist's prescription and dispensing was decreased from 60% to 40% of total cost.
 - The rate of co-sharing borne by the insurer for the high-cost benefits was increased from 10% to 20% of total collected-contributions.

- ▶ 31. Dec. 1994 Medical Insurance Act (the 9th) was amended.
 - Act on Person of National Merit was changed into Act on Honorable Treatment, etc. to Persons of National Merit.

- ▶ 1995. 8. 4 의료보험법 (10차)개정
 - 1995년부터 모든 피보험자 요양급여기간 연장(연간 180일→210일)
 - 65세 이상, 등록 장애인, 국가유공자등 요양급여기간 제한 폐지

- ▶ 1995. 12. 29 의료보험법 시행령 개정
 - 본인부담금 보상금 (같은 달이 아니더라도 30일 이내 본인부담금이 50만원 초과 시에도 지급)
 - 1996년부터 요양급여기간 연장(연간 210일→240일)

- ▶ 1996. 1. 1 의료보험급여범위 확대
 - 전산화단층촬영(C/T)급여 실시
 - 1997년부터 요양급여기간 연장(연간 240일→270일)

- ▶ 1997. 1. 13 의료보험법 (11차)개정
 - 국가유공자예우등에 관한 법률을 국가유공자 등 예우 및 지원에 관한 법률로 함.

- ▶ 1997. 12. 13 의료보험법 (12차)개정
 - 청문에 관한 조항 삭제

- ▶ 1997. 12. 31 의료보험법 (13차)개정
 - 국민의료보험법 공포('98년 10월 1일부터 시행)에 따른 조문 정리
 - 요양급여기간 연장(연간 270일→300일)

- ▶ 1998. 2. 8 의료보험법 (14차)개정
 - 요양기관 지정취소처분 대신에 업무정지나 업무정지에 갈음하는 과징금 부과 도입 등

- ▶ 1998. 10. 1 국민의료보험관리공단 업무개시

- ▶ 1999. 2. 8 국민건강보험법 제정(2000. 1. 1. 시행)
 - 질병·부상에 대한 예방·재활 확대
 - 보험자의 단일화(국민건강보험공단)
 - 심사 평가기관의 신설(건강보험심사평가원)
 - 요양급여비용의 '계약제' 도입

- ▶ 4. Aug. 1995 Medical Insurance Act (the 10th) was amended.
 - Duration of medical care benefit was extended from 180 days to 210 days per year.
 - There is no longer a maximum duration for those aged over 65, people with disabilities Persons of national merit, etc.

- ▶ 29. Dec. 1995 Enforcement Decree of Medical Insurance Act was amended.
 - Although of the hospital bill does not exceed ₩500,000 on the same month, in case that the charge amount within 30 days exceeds ₩500,000, the compensation for the charge in person shall be granted.
 - Duration of benefits was extended from 210 days to 240 days per in 1996.

- ▶ 1. Jan. 1996 The list of reimbursable service was expanded.
 - Computerized tomography (C/T) was included in the list of reimbursable services.
 - Duration of benefits was extended from 240 days to 270 days a year in 1997.

- ▶ 13. Jan. 1997 Medical Insurance Act (the 11th) was amended.
 - Act on Persons of National Merit was changed into Act on Honorable Treatment, and Aid to Persons of National Merit, etc

- ▶ 13. Dec. 1997 Medical Insurance Act (the 12th) was amended.
 - Clauses on hearing was eliminated.

- ▶ 31. Dec. 1997 Medical Insurance Act (the 13th) was amended.
 - The related clauses was arranged in accordance with the promulgation of National Health Insurance Law which come into force on 1. Oct. 1998.
 - Duration of benefits was extended from 270 days to 300 days per year.

- ▶ 8. Feb. 1998 Medical Insurance Act (the 14th) was amended.
 - The Scheme of the designation and cancellation of medical care institute was abrogated.
 - The Scheme of the suspension of medical treatment or the surcharge of substituting the suspension of medical treatment of the medical care institute was introduced.

- ▶ 1. Oct. 1998 National Health Insurance Corporation started its own business.

- ▶ 8. Feb. 1999 National Health Insurance Act was enacted (enforced on 1. Jan. 2000)
 - Insurance benefits was expanded to the prevention of illness, and rehabilitation.
 - All insurers were integrated into single insurer National Health Insurance Corporation.
 - Independent organization for health care review and evaluation, Health Insurance Review Agency, was established.
 - Contract System for determining medical fee was introduced.

- ▶ 1999. 12. 31 국민건강보험법 개정
 - 직장 · 지역 가입자의 한시적 보험재정 구분계리
 - 국민건강보험법의 시행 연기(2000. 7. 1 시행)

- ▶ 2000. 7. 1 국민건강보험법 시행 및 의약분업 실시

- ▶ 2001. 5. 24 국민건강보험법 개정
 - 의료보호법이 의료급여법으로 제명 변경에 따른 조문정리

- ▶ 2002. 1. 19 국민건강보험재정건전화특별법 제정(2002.7.1 시행) 및 국민건강보험법 개정
 - 재정의 구분계리 기한을 2003년 6월 30일까지로 연장

- ▶ 2002. 12. 18 국민건강보험법 개정
 - 요양급여의 대상여부에 대한 확인신청제도 신설
 - 의약품대금의 직접지불제도 삭제

- ▶ 2003. 7. 1 재정통합
 - 구분 계리했던 직장과 지역재정을 통합함

- ▶ 2003. 7. 29 국민건강보험법 개정
 - 보험사업자의 보험금 지급내역자료 요청 가능토록 함
 - 국가 등이 제공하는 자료에 대한 사용료 및 수수료 면제규정 신설

- ▶ 2003. 9. 29 국민건강보험법 개정
 - 한국희귀의약품센터(Korea Orphan Drug Center)를 요양기관에 포함

- ▶ 2004. 4. 30 국민건강보험법 개정
 - 현역병 등 군병역의무자 요양급여 실시

- ▶ 2004. 7. 1 국민건강보험법 개정
 - 본인부담상한제 실시

- ▶ 31. Dec. 1999 National Health Insurance Act was amended.
 - Financial accounting was classified into finance for employees and for self-employed persons during fixed period.
 - The date of National Health Insurance Act took effect was postponed to 1. Jul. 2000.

- ▶ 1. Jul. 2000 National Health Insurance Act was enforced and The separation of prescription and dispensing of drugs was implemented.

- ▶ 24. May. 2001 National Health Insurance Act was amended.
 - The term in Medical Aid Act was changed and the related clauses was also arranged.

- ▶ 19. Jan. 2002 Special Act for the Financial Stability of National Health Insurance was enacted(enforced on 1. Jul, 2002) and National Health Insurance Act was amended.
 - Financial accounting classified between employees and self- employed persons was extended to 30. Jun. 2003.

- ▶ 18. Dec. 2002 National Health Insurance Act was amended.
 - A new application system for affirmation of insurance benefits was established.
 - The directly payed system for fees of medical supplies was excluded.

- ▶ 1. Jul. 2003 The accounting system of National Health Insurance program was integrated in 29. Jul. 2003
 - The separated financial accounting system between the Employee Insurance and the Self-employed Insurance program was integrated.

- ▶ 29. Jul. 2003 The National Health Insurance Act was revised in 29. Jul. 2003.
 - The National Health Insurance Corporation can obtain the detailed payment information from private insurance companies.
 - A provision which the National Government, etc. can provide information free of charges was newly added.

- ▶ 29. Sep. 2003 The National Health Insurance Act was revised in 29. Sep. 2003.
 - The Korea Orphan Drug Center was registered as a health care institution.

- ▶ 30. Apr. 2004 The National Health Insurance Act was revised in 30. Apr. 2004.
 - Providing Military personnel, etc for Insurance benefits

- ▶ 1. Jul. 2004 The National Health Insurance Act was revised in 01. Jul. 2004.
 - Introducing the Co-payment Ceiling System

- ▶ 2005. 1. 27 국민건강보험법 개정
 - 공단이 국세청을 통하여 가입자의 소득 또는 보수의 성실신고 유도

- ▶ 2005. 7. 13 국민건강보험법 개정
 - 교도소 등 수용시설의 수용자에 대한 요양급여 실시

- ▶ 2006. 10. 4 국민건강보험법 개정
 - 국민건강보험료 부과 및 면제대상 월의 산정
 - 전자고지 제도

- ▶ 2006. 12. 30 국민건강보험법 개정
 - 보험료 부과기준의 등급제 폐지하고, 취약계층에 대한 보험료 경감을 확대

- ▶ 2007. 12. 14 국민건강보험법 개정

- ▶ 2008. 3. 28 국민건강보험법 개정
 - 건강보험증 제시의무 완화(주민등록증, 운전면허증 등으로 대체 가능)
 - 납부능력 없는 미성년자의 지역보험료 연대납부의무 면제
 - 가산금의 조정 및 환급금 지급 시 이자 가산 규정 신설
 - 업무정지처분 효과의 승계
 - 행정처분 확정된 일부 요양기관의 위반사실의 공표근거 조항 마련
 - 포상금의 지급근거 마련
 - 국가유공자 등 예우 및 지원에 관한 법률에 따라 제66조의2 제1항 제4호 개정(국가유공자의 유족 또는 가족의 범위를 양성평등원칙에 부합하도록 개선 및 국가유공자 등이 국가로부터 받은 대부금(貸付金)으로 취득한 부동산의 양도·담보 등을 금지하는 규정을 삭제하여 국가유공자 등의 사유재산권에 대한 보호를 강화 등)

- ▶ 27. Jan, 2005 The National Health Insurance Act was revised in 27. Jan. 2005.
 - The National Health Insurance Corporation's inducing beneficiaries to make a sincere return of his/her income with the National Tax Service

- ▶ 13. Jul, 2005 The National Health Insurance Act was revised in 13. Jul. 2005.
 - Introducing insurance benefits for prisoners

- ▶ 4. Oct, 2006 The National Health Insurance Act was revised in 4. Oct. 2006.
 - Calculation date change for the contribution and exemption
 - Introduced an electronic notification system

- ▶ 30. Dec, 2006 The National Health Insurance Act was revised in 30. Dec. 2006.
 - Abolished was the grade scaling system(Grade 1 ~Grade 100) for Standardized Monthly Wage
 - Expanded the number of insured who are eligible for the reduced contribution.

- ▶ 14. Dec, 2007 The National Health Insurance Act was revised in 14. Dec. 2007.
 - Added new regulations on the adjustment of the benefit coverage and the fees of the patients who are injured in the course of employment, between the workers's compensation fund and the health insurance fund.

- ▶ 28. Jan, 2008 The National Health Insurance Act was revised
 - Ease on the obligation to show the Health Insurance Card(Possible to use ID cards, driver's licences etc as a substitute)
 - Exemption of the joint responsibility to pay contribution by the person under age 20 incapable of paying for it
 - Adjustment of additional dues and new establishment of provision to add interest in providing refund
 - Succession of the effect of the operation prohibition measure
 - Provision of the basis to announce the fact that some healthcare facilities were firmly decided to get administrative measures
 - Provision of the basis to provide reward.
 - According to the Act on treating with honor and supporting persons of national merit etc, sub-paragraph4 of paragraph1 in article 66-2 was revised(improvement on the scope of the bereaved family or family in accordance with the principle of the equality of both sexes, and strengthening the protection of the right to private property by eliminating the regulation of prohibiting transfer and mortgage etc of realty which was acquired with loans received by the government, and so on)

- ▶ 2009. 5. 21 국민건강보험법 개정
 - 국민건강보험공단의 업무에 「국민연금법」, 「고용보험 및 산업재해보상보험의 보험료징수 등에 관한 법률」 및 「임금채권보장법」에 따라 위탁받은 사회보험료 징수업무 추가
 - 국민건강보험공단의 회계를 국민건강보험사업과 징수위탁 근거법에 따라 위탁받은 국민연금사업 · 고용보험사업 · 산업재해보상보험사업 · 임금채권보장사업을 구분 계리
 - 동일한 사업장의 사용자가 2명 이상인 경우 건강보험료 연대납부의무 근거 마련
 - 국민건강보험공단이 징수한 사회보험료 등의 금액이 징수하여야 할 총액에 부족한 경우 각 사회보험에 배분하여 납부 처리하는 기준 마련
 - 이 법 시행 전에 6개월 이상 사회보험료 징수업무를 시험 운영

- ▶ 2010. 3. 22 국민건강보험법 개정
 - 「석면피해구제법」에 따른 위탁업무 근거 신설

- ▶ 2010. 6. 10 국민건강보험법 개정
 - 「동산·채권 등의 담보에 관한 법률」제정에 따른 관련 조항 용어 정리

- ▶ 2011. 12. 31 국민건강보험법 전부 개정
 - 소득월액 산정 방법 등 구체화(직장가입자의 보수 외 소득을 기준으로 소득월액보험료를 부과·징수)
 - 보험료 체납자의 인적사항 공개 절차 등
 - 재외국민 및 외국인 피부양자의 요건
 - 요양기관의 시설·장비인력 현황 신고 의무 부과

- ▶ 2013. 5. 22 국민건강보험법 개정
 - 요양급여비용 계약체결 시기 조정
 - 보험료 납부 연장제도 법적 근거 마련

- ▶ 21. May, 2009 The National Health Insurance Act was revised
 - Add the duty of collecting the Social Insurance Fee to the existing duty of National Health Insurance Corporation by the 「National Pension Act」, 「Act of collecting the fee of Unemployment Insurance and Industrial Accident Compensation Insurance」 and 「Wage Claim Guarantee Act」
 - Accounting of NHIC is divided from National Pension Business, Unemployment Insurance Business, Industrial Accident Compensation Insurance Business and Wage Claim Guarantee Business by the National Health Insurance Act and Collection Consignment Basis Act.
 - Arrange the basis of joint responsibility of paying the contribution in the case of more than 2 employers in the same working place.
 - Arrange the payment processing standard by distributing the shortage to each social insurance if Collected Social Insurance Fee by NHIC is less than the presumed total collection fee.
 - Collecting duty of Social Insurance Fee must be operated on trial for more than 6 months before the enforcement of this law

- ▶ 22. Mar, 2010 Amendment to National Health Insurance Act
 - Establishment of working group according to "Act on Relief for Asbestos Damage"

- ▶ 10. Jun, 2010 Amendment to National Health Insurance Act
 - Definitions of relevant provisions following enactment of "Chattles, Bonds, Etc. Collateral Act"

- ▶ 31. Dec, 2011 General amendment to National Health Insurance Act
 - Specific provisions on the method of calculating the monthly amount of income (The insurance premium based on monthly income is charged and collected from employment based policyholders based on income other than remuneration)
 - Procedures for the disclosure of personal information in the case of policyholders who are delinquent in the payment of the insurance premium, etc.
 - Criteria for eligibility as a dependent of a policyholder who is an overseas Korean national or foreigner
 - Providers are obliged to report current details of facility, equipment, and personnel

- ▶ 22. May, 2013 Amendment to National Health Insurance Act
 - Timing adjustment of benefit contract conclusion
 - Legal basis for premium payment extension

- ▶ 2014. 1. 1 국민건강보험법 개정
- 리베이트와 관련된 약제에 대해서 요양급여대상으로 적용하는 것을 정지 및 제외할 수 있도록 하고, 약제를 요양급여대상에서 적용 정지 또는 제외 시 국민건강에 심각한 위해를 초래할 것이 예상될 때에는 과징금 처분으로 대체할 수 있도록 함
 - 사립학교 직원을 제외한 교원에게만 국가가 보험료의 일부를 부담하도록 함
 - 건강보험분쟁조정위원회 위원수를 확대하고, 분쟁조정위원회에 사무국을 신설함
- ▶ 2014. 5. 20 국민건강보험법 개정
- 사무장병원 및 면허대여약국에 대하여 국민건강보험공단이 요양급여비용의 지급을 보류할 수 있는 근거를 마련함
 - 국민건강보험공단이 현금으로 지급하는 보험급여를 받는 수급자의 신청이 있는 경우에는 별도의 보험급여수급계좌로 해당 급여를 입금하도록 하고, 금융기관은 이 법에 따른 급여만이 보험급여수급계좌에 입금되도록 관리하며, 보험급여수급계좌의 예금채권은 압류금지 대상으로 규정함
 - 국민건강보험료 카드 납부제도에 대한 법적 근거를 마련하고, 납부대행기관이 납부의무자로부터 납부수수료를 받을 수 있도록 함
 - 국민건강보험공단과 건강보험심사평가원이 국가, 지방자치단체 등에 대하여 업무와 관련하여 요청할 수 있는 자료의 유형을 명확하게 규정함
- ▶ 2016. 2. 3 국민건강보험법 개정
- 보건복지부장관이 건강보험정책심의위원회 심의를 거쳐 5년마다 국민건강보험종합계획을 수립하고 매년 종합계획에 따른 연도별 시행계획을 수립·시행하며, 관련 사항을 국회에 보고하도록 규정
- ▶ 2016. 3. 22 국민건강보험법 개정
- 건강보험재정에 대한 정부지원 기간을 1년 연장
 - 선별급여 요건 및 평가에 관한 사항과 요양기관 선별급여 관리에 관한 사항 신설
 - 선별급여는 요양급여비용의 본인일부부담금을 달리 설정할 수 있는 근거 마련, 현재 시행 중인 요양급여비용 본인부담상한제의 안정적인 운영을 위한 법적 근거 마련
 - 재외국민 및 외국인의 건강보험 가입 요건 및 보험료 부과·징수에 관한 사항 규정

- 2014. 1. 1 Revision of the National Health Insurance Act
- Drugs that were found to have been related to rebates can be excluded or suspended for reimbursement. If the exclusion or suspension of the drug is highly likely to cause a serious risk to public health, they can be replaced with fine.
 - The nation provided partial subsidy on premium for public school teachers and faculty. (excluding private school teachers and faculty)
 - The number of members were expanded for the National Health Insurance Dispute Mediation Committee. A secretariat was established within the committee.
- 2014. 5. 20 Revision of the National Health Insurance Act
- Legal grounds were prepared for reimbursement holdout against hospitals and pharmacies that borrowed license.
 - For those who receive benefit in cash, NHIS can transfer the benefit to a designated account when there is a request from the recipient. The financial institution makes sure that the account is used only for NHIS benefit. The designated account is prohibited to be seized.
 - Legal grounds were prepared for credit card payment of NHI premium, and the service charge for the payment agency imposed on the subscriber.
 - The type of additional data the National Health Insurance Corporation and the Health Insurance Review Service can request to the central and local governments are defined in a concrete manner.
- 2016. 2. 3 Revision of the National Health Insurance Act
- Legal grounds were prepared for a comprehensive Health Plan to be produced by the Ministry of Health and Welfare every five years and to be reviewed by National Health Insurance Policy Deliberation Committee. Detailed yearly implementation plans shall be produced and executed, and be reported to the National Assembly.
- 2016. 3. 22 Revision of the National Health Insurance Act
- Government support for National Health Insurance financing is extended for one more year
 - New clauses were introduced regarding standards and assessment of selective reimbursement and management of selective reimbursement in providers
 - Legal grounds were prepared to allow to determine co-payment separately for selective reimbursement cases. Legal grounds were prepared for existing co-payment ceiling system for stable operation
 - New clauses were introduced for foreigners in Korea and Korean nationals in foreign countries on how to impose and collect premium

- ▶ 2017. 2. 8 국민건강보험법 개정
 - 국민건강보험공단의 예방사업 목적과 기본방향 구체화
 - 건강보험료등을 납부하는 자의 신용카드등을 이용한 납부금액 상한선 폐지

- ▶ 2017. 4. 18 국민건강보험법 개정
 - 건강보험료 부과체계 불형평성문제와 재원고갈문제 및 미성년자에 대한 건강보험료 부담문제를 해결하기 위하여 저소득 지역가입자에게 적용되던 평가소득 폐지 등 현행 제도 개선·보완

- ▶ 2018. 1. 16 국민건강보험법 개정
 - 국민건강보험공단이 「재난적의료비 지원에 관한 법률」에 따라 재난적의료비 지원사업에 출연금을 출연할 수 있도록 근거 마련
 - 임의계속가입자 인정 요건을 완화하여 임의계속가입제도 적용대상 확대

- ▶ 2018. 3. 27 국민건강보험법 개정
 - 「약사법」 제47조제2항을 위반한 리베이트 약제에 대한 제재처분으로 요양급여비용 상한금액 감액 처분 도입
 - 압류 진행시 소액금융재산에 대한 압류 금지 사실 등이 기재된 통보서 발송, 건강보험료 3회 이상 체납한 자에게 분할납부 신청 절차·방법 등을 안내하도록 규정

- ▶ 2018. 12. 11 국민건강보험법 개정
 - 가입자 또는 피부양자가 신청할 경우에만 건강보험증을 발급하여 건강보험증 발급교부 예산 절감
 - 의사 등이 가입자 또는 피부양자를 직접 방문하는 방문요양급여 신설
 - "20세 이상인 지역가입자" 및 "20세 이상인 피부양자"로 건강검진의 대상 확대

- ▶ 2017. 2. 8 Revision of the National Health Insurance Act
 - Specified the goal and direction of prevention efforts of NHIS
 - Ceiling for credit card payment is abolished for persons who pay health insurance premium and etc.

- ▶ 2017. 4. 18 Revision of the National Health Insurance Act
 - Revision of existing system for low-income self-employed subscribers to improve imbalance in premium determination mechanism and fund depletion

- ▶ 2018. 1. 16 Revision of the National Health Insurance Act
 - Legal grounds were prepared for <Support system of catastrophic health expenditure> in order to allow NHIS to spend contribution for catastrophic health expenditure cases
 - Expanded the target of voluntary subscribers by adjusting eligibility criteria

- ▶ 2018. 3. 27 Revision of the National Health Insurance Act
 - Introduction of the provision which reduces the upper limit amount(referring to the amount set as the upper limit of each kind of medicine) of the health care service expenses on medicine when a pharmacist breaks the Article 47-2 of the Pharmaceutical Affairs Act that prohibit the rebate.
 - Introduction of the provision that NHIS should send a written notification of ‘non-attachment rule on the bank account, which has small amount of money’ to a late payer in the procedure of the foreclosure.
 - Introduction of the provision that the information of the installment payment option and the application procedure should be given to late payers for 3 months or more by NHIS

- ▶ 2018. 12. 11 Revision of the National Health Insurance Act
 - Introduction of the provision that NHIS issues the health insurance card only when the member of the insured requests begetting the saving of the budget.
 - Introduction of the ‘visiting care benefit’ which is a new coverage that doctors or nurses can visit their patients’(the insureds) house in person.
 - Expansion of the health check-up benefit coverage to the self-employed insured and the dependent of the employee-insured who are aged over 20.

일 러 두 기

1. 건강보험 재정 및 급여실적과 관련된 통계는 요양기관에서 청구한 진료비를 공단에서 지급한 월 기준이며, 질병통계는 환자가 요양기관에서 진료 받은 수진 월 기준임.
 2. 급여비는 건강보험 가입자의 진료에 소요된 총진료비 중 공단이 부담한 금액이며 결산기준 또는 지급기준으로 구분 수록하였음.
 3. 요양급여실적은 요양기관에서 청구한 진료비를 심사평가원에서 심사결정한 기준으로 작성함.
 4. 요양기관 통계는 의료법, 약사법 등에 따른 의료기관, 약국 등의 기관 수 및 근무 인력 등과는 다음과 같은 기준으로 차이가 있음.
 - 요양급여비용을 청구하는 의료기관을 대상으로 함
 - 요양급여비용 청구기관이 건강보험심사평가원에 신고한 인력, 시설, 장비 자료만을 대상으로 연도 말 기준으로 산출 함
 5. 질병통계는 요양기관에서 환자진료 중 진단명이 확정되지 않은 상태에서 환자의 호소, 증세 등에 따라 일차진단명을 부여하고 청구한 내역 중 주진단명 기준으로 발췌한 것이므로, 실제 최종 확정된 질병과는 다를 수 있으며, 다른 질병으로 건강보험 청구실적에 집계되는 경우가 있으므로, 확진 환자로 보기에는 무리가 있음.
- ※ 특히, “법정감염병” 관련 통계는 질병관리본부에서 공표한 자료와는 수집하는 방식이 서로 다르기 때문에 차이가 있음
6. ‘건강보험요양급여비용 청구방법, 심사청구서·명세서 서식 및 작성요령’ (보건복지부 고시 제2006-120호(2006.12.29.), 제2011-53호(2011.5.23.))에 의해 외래 청구 방법이 방문일자별로 변경되어 전년 동기에 비해 외래 청구건수가 크게 증가한 것으로 나타남(의원급: 2007.1.1.부터, 병원급 이상: 2012.1.1.부터)
 7. 본 연보에 사용된 용어, 산출기준, 부호, 약어의 정의는 다음과 같음

가. 용 어

(1) 요양기관

환자를(에게) 진료(투약)하는 기관으로서, 상급종합병원, 종합병원, 병원, 요양병원, 의원, 치과병원, 치과의원, 조산원, 보건의료원, 보건소, 보건지소, 보건진료소, 한방병원, 한의원, 약국을 총칭함.

EXPLANATORY NOTE

1. Statistics of NHI fund and reimbursement records are generated based on the time of benefit payment from the NHIS to the provider, whereas the disease statistics are drawn up based on the time of service delivery.
2. The benefit amount is the amount of payment reimbursed by NHIS out of the total medical fee. This yearbook contains two type of information of the benefit amount separately- with the standard of yearly settlement, and total amount of provided benefit
3. Reimbursement record is documented based on the benefit claim review results produced by HIRA.
4. Provider statistics have some discrepancies when crosschecked with number of providers registered under the Medical Treatment Law and Pharmaceutical Affairs Act because:
 - Provider statistics collect information from claims data
 - Provider statistics are produced based on the year end data of reported personnel, facility, and equipment.
5. Disease statistics are produced using the major diagnosis data from the claim statement with primary diagnosis based on patients' explanation or symptom before the final diagnosis was decided. Therefore, it may not match the final diagnosis, and there can be discrepancy between disease statistics and NHI benefit claims data.
 - ※ In particular, "Officially designated communicable diseases" related statistics can have a large mismatch with claims data, as the statistics are collected and produced by Korea Centers for Disease Control and Prevention using different methods.
6. Upon the execution of 'Writing guide for benefit claim form and claim specification form, and submission method of National Health Insurance' (Ministry of Health and Welfare Announcement No. 2006-120 (Dec. 29, 2006), No. 2011-53 (May. 23, 2011)), outpatient claim submission method was changed to use "per visit", and the new method contributed to the significant increase in the number of outpatient claims year on year (Clinics: from Jan. 1, 2007, Hospitals and higher institutions: from Jan. 1, 2012)
7. Terms, indicator result calculation standards, symbols and abbreviations used in this yearbook are defined as follows.

A. Terms

(1) Provider

Providers offer healthcare services, treatment, and medication to patients. There are tertiary hospitals, general hospitals, hospitals, clinics, dental hospitals, dental clinics, midwifery clinics, hospitalized health centers, health centers, health sub-centers, primary health care posts, oriental hospitals, oriental clinics and pharmacies.

- (2) 진료비, 요양급여비용
요양기관에서 건강보험환자 진료에 소요된 비용으로 보험자부담금(공단부담금)과 환자본인부담금을 합한 금액이며, 요양기관에서 청구한 총 진료비 중 심사 결정된 진료비
- (3) 급여비(공단부담금, 보험자부담금)
심사결정된 총진료비 중 법이 정한 환자본인부담금을 제외하고 보험자(공단)가 요양기관에 지급한 금액
- (4) 급여일수(진료일수), 요양일수
내원일수에 원내 투약일수를 포함한 일수. 단, 내원과 투약이 중복된 날은 1일로 산정. 약국 처방전의 요양일수는 투약일수를 의미함.
- (5) 내원(입원)일수
건강보험 환자가 실제로 요양기관에 방문 또는 입원한 일수
- (6) 진료실인원
건강보험 가입자중 1년간 실제 진료 받은 환자수로 상병별, 월별, 요양기관종별로 실인원을 각각 산정, 총 실인원수와 일치하지 않음.
- (7) 청구건수
요양기관에서 환자를(에게) 진료(투약)한 후 건강보험 요양급여비용 청구방법에 의거 작성한 요양급여비용 명세서 건수.
- (8) 원외처방횟수
요양기관에서 원외처방전을 발행한 횟수
- (9) 원외처방일수
원외처방전에 의하여 조제투약 하도록 처방한 일수

나. 지표 산출기준

- 수진횟수 = 연간 내원일수 / 연도말(연평균) 적용인구
- 수지율 = 보험급여비 / 보험료수입 (총수지율 = 총지출 / 총수입)

(2) Medical Expenses

The total cost rendered during the treatment and determined to be valid by the HIRA review process. The medical expenses is the sum of the co-payment (paid by the patient) and the insurance benefit (paid by NHIS).

(3) Benefit (Paid by NHIS)

The amount of benefit paid by the insurer (NHIS) to the provider, out of the total medical fee determined by HIRA review. (Excluding co-payment paid by the patient)

(4) (Number of) Reimbursed days (Treatment days)

The number of total treatment days indicated in the claim statement which includes drug prescription days without medical treatment.

(5) (Number of) Visits

The number of visits or the number of hospitalized days of the patient indicated in the claim statement

(6) (Number of) Patients

The number of patients who received healthcare service from providers in a given year. The number of patients is counted separately by diagnosis, month, and the level of institution, which does not match up with the total number of patients.

(7) (Number of) Claims

Number of completed claims rendered at providers based on NHI benefit claim guideline after healthcare service (drug) was delivered to patients.

(8) Prescription times(Number of Prescriptions)

The numbers of prescription issued in providers for outpatients

(9) (Number of) Prescription Days

The number of drug administration days indicated by the outpatient prescription

B. Indicator result calculation standards

- Average Number of visit = $\text{Visit(Inpatient) Days} / \text{Average Beneficiaries}$
- Rate of Benefits to contributions = $\text{Benefits} / \text{contributions} (\text{Rate of expenditure to revenue} = \text{expenditure} / \text{revenue})$

- 일당진료비 = 총진료비 / 진료일수
- 건당 요양급여비용(급여비) = 요양급여비용(급여비) / 청구건수
- 건당 내원(요양)일수 = 내원(요양)일수 / 청구건수
- 내원일당 요양급여비용(급여비) = 요양급여비용(급여비) / 내원일수
- 요양일당 요양급여비용(급여비) = 요양급여비용(급여비) / 요양일수
- 원외처방률 = 원외처방횟수 / 내원일수 × 100
- 원외처방횟수당 처방일수 = 원외처방일수 / 원외처방횟수

다. 부 호

- 0 단위미만
- 해당숫자없음
- 자료미상

라. 약 어

- 성별: M(남), F(여)
- 진료형태별: I.P(입원), O.P(외래), D.I(치과입원), D.O(치과외래), O.I(한방입원), O.O(한방외래), P(약국)
- 요양기관종별: T.H(상급종합병원), G.H(종합병원), H(병원), C(의원), D.H(치과병원), D.C(치과의원), O.C(한방의원), O.H(한방병원), H.C(보건기관), M(조산원), P(약국)
- 직역종별: I.W.(직장), C.E.(근로자), G.&T.(공무원 및 교직원), S.E.(지역), S.E.U.(시지역), S.E.R.(군지역), O.M.I.(직종), V.M.I.(임의), I.W.(직장)=C.E.(근로자)+G&T (공무원 및 교직원)

8. 계수가 단위미만인 수는 반올림을 하였으므로 내용과 총수가 일치하지 않는 경우 있음

9. 통계표 중 전년도 연보와 일치하지 않는 것은 금년 호에서 정정된 것임

※ 이 연보에 수록된 자료에 대하여 문의사항이 있을 때에는 「건강보험심사평가원 빅데이터실 빅데이터기획부」 (☎ 033-739-1051~4, 홈페이지 <http://www.hira.or.kr>) 또는 「국민건강보험공단 빅데이터실 DW통계부」 (☎ 033-736-2440~6, 홈페이지 <http://www.nhis.or.kr>)에 문의하시기 바라며, 통계자료실에 통계연보를 포함한 다양한 통계자료를 수록하였으니 많은 이용 바랍니다.

- Medical fee per day = Total medical fee/Reimbursed days
- Medical fee (benefit) per claim = Medical fee (benefit)/Claims
- Visits (Reimbursed days) per Claim = Visits (Reimbursed days)/Claims
- Medical fee (benefit) per visit = Medical fee (benefit)/Visits
- Medical fee (benefit) per reimbursed days = Medical fee (benefit) / Reimbursed days
- Outpatient prescription rate = Numbers of outpatient prescription/Visits × 100
- Prescription days per outpatient prescription = Prescription days/Prescription times

C. Symbol

- 0 Less than the unit value
- Not Applicable
- Not Available

D. Abbreiation

- Gender: M(male), F(female)
- Treatment Type: I.P (Inpatient), O.P (Outpatient), D.I (Dental Inpatient), D.O (Dental Outpatient), O.I (Oriental Inpatient), O.O (Oriental Outpatient), P (Pharmacy)
- Type of Medical Care Institution: T.H (Tertiary Hospital), G.H (General Hospital), H (Hospital), C (Clinic), D.H (Dental Hospital), D.C (Dental Clinic), O.H (Oriental Hospital), O.C (Oriental Clinic), H.C (Health Center), M (Midwifery Clinic), P (Pharmacy)
- Category: I.W. (Medical Insurance Program for Industrial Workers), C.E. (Company Employee), G&T (Government Employees and private school Teachers), S.E. (Medical Insurance Program for Self-Employees), S.E.U. (Self-Employees in Urban Area), S.E.R. (Self-Employees in Rural Area), O.M.I. (Occupational Medical Insurance), V.M.I. (Voluntary Medical Insurance), I.W. (Industrial Workers) = C.E. (Company Employee) + G&T (Government Employees and private school Teachers)

8. Some figures may not add up due to rounding off.

9. Mismatches of statistics with 2015 yearbook are due to yearly corrections made this year.

※ For more information and any inquiries regarding this yearbook, please contact us at the Research and Development Center of HIRA (<http://www.hira.or.kr>) or National Health Statistical Department of the Big Data center, National Health Insurance Service (<http://www.nhis.or.kr>).

차 례

제 I 편 건강보험 일반 현황

제 1 장 적용인구

제 I-1표	연도별 보험자수 현황	5
제 I-2표	연도별 의료보장 적용인구 현황	6
제 I-3표	시도별 연령별 성별 적용인구 현황(의료보장)	8
제 I-3-1표	시도별 연령별 성별 적용인구 현황(건강보험)	10
제 I-3-2표	시도별 연령별 성별 적용인구 현황(직장)	12
제 I-3-3표	시도별 연령별 성별 적용인구 현황(지역)	14
제 I-3-4표	시도별 연령별 성별 적용인구 현황(의료급여)	16
제 I-4표	월별 적용인구 현황	18
제 I-5표	시·군·구별 적용인구 현황	20
제 I-6표	가입자 및 피부양자, 사업장 월별 변동 현황(직장)	28
제 I-6-1표	시도별 월별 세대수 및 가입자 변동 현황(지역)	30
제 I-7표	사업장 규모별 적용인구 현황(직장)	32
제 I-8표	시도별 외국인 및 재외국민 적용인구 현황	34

제 2 장 요양기관

	요양기관 통계 자료 이용시 유의사항	39
제 I-9표	지역별 종별 요양기관 현황	40
제 I-10표	종별 설립구분별 요양기관 현황	42
제 I-11표	지역별 설립구분별 요양기관 현황	44
제 I-12표	지역별 표시과목별 의원 현황	46
제 I-13표	요양기관 종별 인력 현황 I (의사, 약사 등)(계)	48
제 I-13-1표	요양기관 종별 인력 현황 I (의사, 약사 등)(남자)	50
제 I-13-2표	요양기관 종별 인력 현황 I (의사, 약사 등)(여자)	52

Contents

Chap. I General Statistics in Health Insurance

Section 1 Beneficiaries of Health Insurance

Table I -1	Number of Insurers by Year	5
Table I -2	Beneficiaries of Health Insurance & Medical Aid by Year	6
Table I -3	Beneficiaries by Province, Age and Gender(Health Insurance & Medical Aid)	8
Table I -3-1	Beneficiaries by Province, Age and Gender(Health Insurance)	10
Table I -3-2	Beneficiaries by Province, Age and Gender(I.W.)	12
Table I -3-3	Beneficiaries by Province, Age and Gender(S.E.)	14
Table I -3-4	Beneficiaries by Province, Age and Gender(Medical Aid)	16
Table I -4	Beneficiaries by Month	18
Table I -5	Beneficiaries by District	20
Table I -6	Changes in Qualification of Insured and Dependents, and Establishments by Month(I.W.)	28
Table I -6-1	Changes in Qualification of Households and Insured, and Establishment by Month(S.E.)	30
Table I -7	Beneficiaries by Industrial Class(I.W.)	32
Table I -8	Number of Foreigner overseas Korean by Province	34

Section 2 Provider

	Instructions for using provider statistics data	39
Table I -9	Provider data by Region and Provider type	40
Table I -10	Provider data by type of provider type and establishment	42
Table I -11	Provider data by region and type of establishment	44
Table I -12	Clinic data by region and departments	46
Table I -13	Medical personnel data by provider type I (Doctor, Pharmacist, etc.)(Total)	48
Table I -13-1	Medical personnel data by provider type I (Doctor, Pharmacist, etc.)(Male)	50
Table I -13-2	Medical personnel data by provider type I (Doctor, Pharmacist, etc.)(Female)	52

제 I-14표	요양기관 종별 인력 현황 II (간호사 및 기타인원)	54
제 I-15표	요양기관 지역별 인력 현황 I (의사, 약사 등)(계)	56
제 I-15-1표	요양기관 지역별 인력 현황 I (의사, 약사 등)(남자)	58
제 I-15-2표	요양기관 지역별 인력 현황 I (의사, 약사 등)(여자)	60
제 I-16표	요양기관 지역별 인력 현황 II (간호사 및 기타인원)	62
제 I-17표	요양기관 종별 전문과목별 전문의 현황(계)	64
제 I-17-1표	요양기관 종별 전문과목별 전문의 현황(계)(남자)	66
제 I-17-2표	요양기관 종별 전문과목별 전문의 현황(계)(여자)	68
제 I-18표	요양기관 지역별 전문과목별 전문의 현황(계)	70
제 I-18-1표	요양기관 지역별 전문과목별 전문의 현황(계)(남자)	72
제 I-18-2표	요양기관 지역별 전문과목별 전문의 현황(계)(여자)	74
제 I-19표	요양기관 종별 입원실 현황	76
제 I-20표	요양기관 지역별 입원실 현황	78
제 I-21표	요양기관 종별 특수진료실 현황	80
제 I-22표	요양기관 지역별 특수진료실 현황	82
제 I-23표	요양기관 지역별 진단방사선·특수의료장비 현황	84
제 I-24표	요양기관 종별 의료장비 현황	86

제 II 편 건강보험 재정 현황

제 II-1표	연도별 건강보험 재정현황	92
제 II-2표	월별 시도별 보험료 현황(총계)	94
제 II-3표	보수월액구간별 가입자 및 보험료 부담현황(직장)	96
제 II-4표	사업장 규모별 보험료 현황(직장)	98
제 II-5표	업종별 보험료 현황(직장)	99
제 II-6표	산정보험료 점수구간별 현황(지역)	100
제 II-7표	보험료분위별 보험료 현황	104
제 II-8표	연도별 건강보험 주요지표(총괄)	106

Table I -14	Medical personnel data by provider type II (Nurse and Other staff)	54
Table I -15	Medical personnel data by region I (Doctior, Pharmacist, etc.)(Total)	56
Table I -15-1	Medical personnel data by region I (Doctior, Pharmacist, etc.)(Male)	58
Table I -15-2	Medical personnel data by region I (Doctior, Pharmacist, etc.)(Female)	60
Table I -16	Medical personnel data by region II (Nurse and Other staff)	62
Table I -17	Specialist data by provider type and speciality(Total)	64
Table I -17-1	Specialist data by provider type and speciality(Male)	66
Table I -17-2	Specialist data by provider type and speciality(Female)	68
Table I -18	Specialist data by region and speciality(Total)	70
Table I -18-1	Specialist data by region and speciality(Male)	72
Table I -18-2	Specialist data by region and speciality(Female)	74
Table I -19	Ward data by provider type	76
Table I -20	Ward data by region	78
Table I -21	Special care unit data by provider type	80
Table I -22	Special care unit data by region	82
Table I -23	Diagnostic radiographic equipment and special medical equipment data by region	84
Table I -24	Medical equipments by provider type	86

Chap. II Financial Indicators in Health Insurance

Table II-1	Financial Indicators of N.H.I.C by Year	92
Table II-2	Revenues of Contribution by Month and Province(Total)	94
Table II-3	Employment Members Contribution by Monthly Wage(I.W.)	96
Table II-4	Contribution by Scale of Workplace(I.W.)	98
Table II-5	Contribution by Business Type of Workplace(I.W.)	99
Table II-6	Computed Contribution by Point(S.E)	100
Table II-7	Distribution of Contributions by vigintile of Contribution	104
Table II-8	Major Indicators of Health Insurance by Year(Total)	106

제Ⅱ-9표	직장가입자 보수 외 소득월액보험료 현황	108
제Ⅱ-10표	연도별 정부지원금 현황	109

제Ⅲ 편 건강보험 급여실적

제Ⅲ-1표	연도별 보험급여 실적	116
제Ⅲ-2표	시·군·구별 급여형태별 요양급여실적(총계)	118
제Ⅲ-3표	시도별 현금급여 실적	142
제Ⅲ-4표	요양기관종별 진료형태별 요양급여실적(총계)	144
제Ⅲ-4-1표	요양기관종별 진료형태별 요양급여실적(직장)	146
제Ⅲ-4-2표	요양기관종별 진료형태별 요양급여실적(지역)	148
제Ⅲ-5표	월별 급여형태별 요양급여실적(총계)	150
제Ⅲ-5-1표	월별 급여형태별 요양급여실적(직장)	152
제Ⅲ-5-2표	월별 급여형태별 요양급여실적(지역)	154
제Ⅲ-6표	연령별 성별 급여실적(총계)	156
제Ⅲ-6-1표	연령별 성별 급여실적(직장)	158
제Ⅲ-6-2표	연령별 성별 급여실적(지역)	160
제Ⅲ-7표	연령별 성별 급여실적(의료기관 소계)	162
제Ⅲ-7-1표	연령별 성별 급여실적(입원)	164
제Ⅲ-7-2표	연령별 성별 급여실적(외래)	166
제Ⅲ-8표	연령별 성별 급여실적(약국 소계)	168
제Ⅲ-9표	연령별 성별 요양기관종별 평균 수진횟수(총계)	170
제Ⅲ-9-1표	연령별 성별 요양기관종별 평균 수진횟수(직장)	174
제Ⅲ-9-2표	연령별 성별 요양기관종별 평균 수진횟수(지역)	178
제Ⅲ-10표	연령별 연간진료비 크기별 실인원 및 진료비 현황(총계)	182
제Ⅲ-11표	연령별 연간진료비 크기별 실인원 및 진료비 현황(입원)	186
제Ⅲ-12표	연령별 연간진료비 크기별 실인원 및 진료비 현황(외래)	190

Table II -9	Current statistics on monthly insurance premiums for employment provided policyholders based on income other than remuneration	108
Table II -10	Government Subsidies of Health Insurance by Year	109

Chap. III Benefits in Health Insurance

Table III-1	Benefits by Year	116
Table III-2	Service Benefits by District and Benefit Type(Total)	118
Table III-3	Cash Benefits by Province	142
Table III-4	Service Benefits by Type of Provider(Total)	144
Table III-4-1	Service Benefits by Type of Provider(I.W.)	146
Table III-4-2	Service Benefits by Type of Provider(S.E.)	148
Table III-5	Service Benefits by Month(Total)	150
Table III-5-1	Service Benefits by Month(I.W.)	152
Table III-5-2	Service Benefits by Month(S.E.)	154
Table III-6	Service Benefits by Age and Gender(Total)	156
Table III-6-1	Service Benefits by Age and Gender(I.W.)	158
Table III-6-2	Service Benefits by Age and Gender(S.E.)	160
Table III-7	Service Benefits by Age and Gender(Inpatient & Outpatient)	162
Table III-7-1	Service Benefits by Age and Gender(Inpatient)	164
Table III-7-2	Service Benefits by Age and Gender(Outpatient)	166
Table III-8	Service Benefits by Age and Gender(Pharmacy)	168
Table III-9	Average Visit Days by Age, Gender and Type of Provider(Total)	170
Table III-9-1	Average Visit Days by Age, Gender and Type of Provider(I.W.)	174
Table III-9-2	Average Visit Days by Age, Gender and Type of Provider(S.E.)	178
Table III-10	Number of patients and Total Medical Expense by Patient Age and Annual Medical Expense(Total) ...	182
Table III-11	Number of patients and Total Medical Expense by Patient Age and Annual Medical Expense(Inpatient)	186
Table III-12	Number of patients and Total Medical Expense by Patient Age and Annual Medical Expense(Outpatient) ·	190

제Ⅲ-13표	연령별 연간진료비 크기별 실인원 및 진료비 현황(약국 소계)	194
제Ⅲ-14표	연도별 요양급여비용 현황	199
제Ⅲ-15표	요양기관종별 요양급여 비용 현황(계)	200
제Ⅲ-15-1표	요양기관종별 요양급여 비용 현황(0~4세)	202
제Ⅲ-15-2표	요양기관종별 요양급여 비용 현황(5~9세)	204
제Ⅲ-15-3표	요양기관종별 요양급여 비용 현황(10~14세)	206
제Ⅲ-15-4표	요양기관종별 요양급여 비용 현황(15~19세)	208
제Ⅲ-15-5표	요양기관종별 요양급여 비용 현황(20~24세)	210
제Ⅲ-15-6표	요양기관종별 요양급여 비용 현황(25~29세)	212
제Ⅲ-15-7표	요양기관종별 요양급여 비용 현황(30~34세)	214
제Ⅲ-15-8표	요양기관종별 요양급여 비용 현황(35~39세)	216
제Ⅲ-15-9표	요양기관종별 요양급여 비용 현황(40~44세)	218
제Ⅲ-15-10표	요양기관종별 요양급여 비용 현황(45~49세)	220
제Ⅲ-15-11표	요양기관종별 요양급여 비용 현황(50~54세)	222
제Ⅲ-15-12표	요양기관종별 요양급여 비용 현황(55~59세)	224
제Ⅲ-15-13표	요양기관종별 요양급여 비용 현황(60~64세)	226
제Ⅲ-15-14표	요양기관종별 요양급여 비용 현황(65~69세)	228
제Ⅲ-15-15표	요양기관종별 요양급여 비용 현황(70~74세)	230
제Ⅲ-15-16표	요양기관종별 요양급여 비용 현황(75~79세)	232
제Ⅲ-15-17표	요양기관종별 요양급여 비용 현황(80~84세)	234
제Ⅲ-15-18표	요양기관종별 요양급여 비용 현황(85세이상)	236
제Ⅲ-16표	월별 요양급여비용 현황(계)	238
제Ⅲ-16-1표	월별 요양급여비용 현황(의료기관)	240
제Ⅲ-16-2표	월별 요양급여비용 현황(약국)	242

제Ⅳ 편 건강보험 심사실적

제Ⅳ-1표	연도별 요양급여비용 심사실적	247
제Ⅳ-2표	요양기관종별 요양급여비용 심사실적	248

TableIII-13	Number of patients and Total Medical Expense by Patient Age and Annual Medical Expense(Pharmacy) ..	194
TableIII-14	Current status of annual benefit cost	199
TableIII-15	Current status of benefit cost by the type of institution (Total)	200
TableIII-15-1	Current status of benefit cost by the type of institution (Ages 0~4)	202
TableIII-15-2	Current status of benefit cost by the type of institution (Ages 5~9)	204
TableIII-15-3	Current status of benefit cost by the type of institution (Ages 10~14)	206
TableIII-15-4	Current status of benefit cost by the type of institution (Ages 15~19)	208
TableIII-15-5	Current status of benefit cost by the type of institution (Ages 20~24)	210
TableIII-15-6	Current status of benefit cost by the type of institution (Ages 25~29)	212
TableIII-15-7	Current status of benefit cost by the type of institution (Ages 30~34)	214
TableIII-15-8	Current status of benefit cost by the type of institution (Ages 35~39)	216
TableIII-15-9	Current status of benefit cost by the type of institution (Ages 40~44)	218
TableIII-15-10	Current status of benefit cost by the type of institution (Ages 45~49)	220
TableIII-15-11	Current status of benefit cost by the type of institution (Ages 50~54)	222
TableIII-15-12	Current status of benefit cost by the type of institution (Ages 55~59)	224
TableIII-15-13	Current status of benefit cost by the type of institution (Ages 60~64)	226
TableIII-15-14	Current status of benefit cost by the type of institution (Ages 65~69)	228
TableIII-15-15	Current status of benefit cost by the type of institution (Ages 70~74)	230
TableIII-15-16	Current status of benefit cost by the type of institution (Ages 75~79)	232
TableIII-15-17	Current status of benefit cost by the type of institution (Ages 80~84)	234
TableIII-15-18	Current status of benefit cost by the type of institution (Over Ages 85)	236
TableIII-16	Current status of monthly benefit cost (Total)	238
TableIII-16-1	Current status of monthly benefit cost (Medical Institution)	240
TableIII-16-2	Current status of monthly benefit cost (Pharmacy)	242

Chap.IV Benefit claim review records of National Health Insurance

TableIV-1	Review Records by Year	247
TableIV-2	Review Records by Provider Type	248

제Ⅳ-3표	월별 요양급여비용 심사실적(계)	250
제Ⅳ-3-1표	월별 요양급여비용 심사실적(의료기관)	252
제Ⅳ-3-2표	월별 요양급여비용 심사실적(약국)	254
제Ⅳ-4표	요양기관소재지별 요양급여비용 심사실적	
제Ⅳ-4-1표	요양기관소재지별 요양급여비용 심사실적(서울)	256
제Ⅳ-4-2표	요양기관소재지별 요양급여비용 심사실적(부산)	258
제Ⅳ-4-3표	요양기관소재지별 요양급여비용 심사실적(대구)	260
제Ⅳ-4-4표	요양기관소재지별 요양급여비용 심사실적(인천)	262
제Ⅳ-4-5표	요양기관소재지별 요양급여비용 심사실적(광주)	264
제Ⅳ-4-6표	요양기관소재지별 요양급여비용 심사실적(대전)	266
제Ⅳ-4-7표	요양기관소재지별 요양급여비용 심사실적(울산)	268
제Ⅳ-4-8표	요양기관소재지별 요양급여비용 심사실적(세종)	270
제Ⅳ-4-9표	요양기관소재지별 요양급여비용 심사실적(경기)	272
제Ⅳ-4-10표	요양기관소재지별 요양급여비용 심사실적(강원)	274
제Ⅳ-4-11표	요양기관소재지별 요양급여비용 심사실적(충북)	276
제Ⅳ-4-12표	요양기관소재지별 요양급여비용 심사실적(충남)	278
제Ⅳ-4-13표	요양기관소재지별 요양급여비용 심사실적(전북)	280
제Ⅳ-4-14표	요양기관소재지별 요양급여비용 심사실적(전남)	282
제Ⅳ-4-15표	요양기관소재지별 요양급여비용 심사실적(경북)	284
제Ⅳ-4-16표	요양기관소재지별 요양급여비용 심사실적(경남)	286
제Ⅳ-4-17표	요양기관소재지별 요양급여비용 심사실적(제주)	288
제Ⅳ-5표	의원급 표시과목별 요양급여비용 심사실적(계)	290
제Ⅳ-5-1표	의원급 표시과목별 요양급여비용 심사실적(입원)	292
제Ⅳ-5-2표	의원급 표시과목별 요양급여비용 심사실적(외래)	294
제Ⅳ-6-1표	내원일당 요양급여비용크기별 진료실적(입원)	296
제Ⅳ-6-2표	내원일당 요양급여비용크기별 진료실적(외래)	308
제Ⅳ-7표	진료내역 항목별 요양급여비용 실적	322
제Ⅳ-8표	처방일수별 요양기관 중별 원외처방횟수	324
제Ⅳ-9표	질병군 범주별(DRG) 요양급여비용 심사실적	328

TableIV-3	Review Records by Month(Total)	250
TableIV-3-1	Review Records by Month(Medical Institutions)	252
TableIV-3-2	Review Records by Month(Pharmacy)	254
TableIV-4	Review Records by Location of the Provider	
TableIV-4-1	Review Records by Location of the Provider(Seoul)	256
TableIV-4-2	Review Records by Location of the Provider(Busan)	258
TableIV-4-3	Review Records by Location of the Provider(Daegu)	260
TableIV-4-4	Review Records by Location of the Provider(Incheon)	262
TableIV-4-5	Review Records by Location of the Provider(Gwangju)	264
TableIV-4-6	Review Records by Location of the Provider(Daejeon)	266
TableIV-4-7	Review Records by Location of the Provider(Ulsan)	268
TableIV-4-8	Review Records by Location of the Provider(Sejong)	270
TableIV-4-9	Review Records by Location of the Provider(Gyeonggi)	272
TableIV-4-10	Review Records by Location of the Provider(Gangwon)	274
TableIV-4-11	Review Records by Location of the Provider(Chungbuk)	276
TableIV-4-12	Review Records by Location of the Provider(Chungnam)	278
TableIV-4-13	Review Records by Location of the Provider(Jeonbuk)	280
TableIV-4-14	Review Records by Location of the Provider(Jeonnang)	282
TableIV-4-15	Review Records by Location of the Provider(Gyeongbuk)	284
TableIV-4-16	Review Records by Location of the Provider(Gyeongnam)	286
TableIV-4-17	Review Records by Location of the Provider(Jeju)	288
TableIV-5	Review Records by Department of Clinics(Total)	290
TableIV-5-1	Review Records by Department of Clinics(Inpatient)	292
TableIV-5-2	Review Records by Department of Clinics(Outpatient)	294
TableIV-6-1	Review Records per Visit(Inpatient)	296
TableIV-6-2	Review Records per Visit(Outpatient)	308
TableIV-7	Review Records by Treatment Category	322
TableIV-8	Prescription Times per Prescription day and by Provider Type	324
TableIV-9	Review Records by Diagnosis Related Group	328

제Ⅳ-10표	질병군 분류별 요양급여비용 심사실적(계)	330
제Ⅳ-10-1표	질병군 세부 분류별 요양급여비용 심사실적(상급종합병원)	332
제Ⅳ-10-2표	질병군 세부 분류별 요양급여비용 심사실적(종합병원)	334
제Ⅳ-10-3표	질병군 세부 분류별 요양급여비용 심사실적(병원)	336
제Ⅳ-10-4표	질병군 세부 분류별 요양급여비용 심사실적(의원)	338
제Ⅳ-11표	방문일당 약제비 크기별 요양급여비용 심사실적(처방조제) (계)	340
제Ⅳ-11-1표	방문일당 약제비 크기별 요양급여비용 심사실적(처방조제) (상급종합병원)	342
제Ⅳ-11-2표	방문일당 약제비 크기별 요양급여비용 심사실적(처방조제) (종합병원)	344
제Ⅳ-11-3표	방문일당 약제비 크기별 요양급여비용 심사실적(처방조제) (병원)	346
제Ⅳ-11-4표	방문일당 약제비 크기별 요양급여비용 심사실적(처방조제) (요양병원)	348
제Ⅳ-11-5표	방문일당 약제비 크기별 요양급여비용 심사실적(처방조제) (의원)	350
제Ⅳ-11-6표	방문일당 약제비 크기별 요양급여비용 심사실적(처방조제) (치과병원)	352
제Ⅳ-11-7표	방문일당 약제비 크기별 요양급여비용 심사실적(처방조제) (치과의원)	354
제Ⅳ-11-8표	방문일당 약제비 크기별 요양급여비용 심사실적(처방조제) (보건기관)	356
제Ⅳ-11-9표	방문일당 약제비 크기별 요양급여비용 심사실적(처방조제) (한방병원)	358
제Ⅳ-12표	방문일당 약제비 크기별 요양급여비용 심사실적(직접조제)	360
제Ⅳ-13표	투약일수별 처방전발행기관종별 원외처방전건수	362
제Ⅳ-14표	치과 소재지별 요양기관종별 요양급여비용 심사실적	364
제Ⅳ-15표	치과 연령별 성별 요양급여비용 심사실적	368
제Ⅳ-16표	한방 소재지별 요양기관종별 요양급여비용 심사실적	370
제Ⅳ-17표	한방 연령별 성별 요양급여비용 심사실적	374
제Ⅳ-18표	약국 조제행위별 요양급여비용 심사실적	376
제Ⅳ-19표	요양기관 종별 분만 심사실적	377
제Ⅳ-20표	요양기관소재지별 분만 심사실적	378
제Ⅳ-21표	초·경산별 분만 심사실적	379
제Ⅳ-22표	암 수술별 요양급여실적(입원)	380
제Ⅳ-23표	암 외 수술별 요양급여실적(입원)	382

TableIV-10	Detailed Review Records by Diagnosis Related Group(Total)	330
TableIV-10-1	Detailed Review Records by Diagnosis Related Group (Tertiary Hospital)	332
TableIV-10-2	Detailed Review Records by Diagnosis Related Group (General Hospital)	334
TableIV-10-3	Detailed Review Records by Diagnosis Related Group (Hospital)	336
TableIV-10-4	Detailed Review Records by Diagnosis Related Group (Clinic)	338
TableIV-11	Review Records by the Amount of Drug cost per visit(By prescription) (Total)	340
TableIV-11-1	Review Records by the Amount of Drug cost per visit(By prescription) (Tertiary Hospital) ..	342
TableIV-11-2	Review Records by the Amount of Drug cost per visit(By prescription) (General Hospital) ..	344
TableIV-11-3	Review Records by the Amount of Drug cost per visit(By prescription) (Hospital)	346
TableIV-11-4	Review Records by the Amount of Drug cost per visit(By prescription) (Healthcare Institute) ..	348
TableIV-11-5	Review Records by the Amount of Drug cost per visit(By prescription) (Clinic)	350
TableIV-11-6	Review Records by the Amount of Drug cost per visit(By prescription) (Dental hospital) ...	352
TableIV-11-7	Review Records by the Amount of Drug cost per visit(By prescription) (Dental clinic) ..	354
TableIV-11-8	Review Records by the Amount of Drug cost per visit(By prescription) (Health center) ...	356
TableIV-11-9	Review Records by the Amount of Drug cost per visit(By prescription) (Oriental Hospital) ..	358
TableIV-12	Review Records by the Amount of Drug cost per visit(Without prescription)	360
TableIV-13	Prescription times per Prescription day and by Provider Type	362
TableIV-14	Dental Claim Review Records by Location of Provider	364
TableIV-15	Dental Claim Review Records by Age and Gender	368
TableIV-16	Oriental Medicine Claim Review Records by Location of Provider	370
TableIV-17	Oriental Medicine Claim Review Records by Age and Gender	374
TableIV-18	Review Records of Pharmacy Dispensing	376
TableIV-19	Review Records of Delivery by Provider Type	377
TableIV-20	Review Records of Delivery by Location of Provider	378
TableIV-21	Review Records of Delivery by the Type of Parity	379
TableIV-22	Review Records of cancer procedures (Inpatient)	380
TableIV-23	Review records of non-cancer procedures (Inpatient)	382

제V편 영양급여 적정성평가

제 V-1표	요양기관종별 약제평가 항목별 지표	389
제 V-2표	의원 표시과목별 약제평가 항목별 지표	390
제 V-3표	다발생 질병별 약제평가 항목별 지표	
제 V-3-1표	다발생 질병별 약제평가 항목별 지표(상급종합병원)	392
제 V-3-2표	다발생 질병별 약제평가 항목별 지표(종합병원)	396
제 V-3-3표	다발생 질병별 약제평가 항목별 지표(병원)	400
제 V-3-4표	다발생 질병별 약제평가 항목별 지표(치과병원)	404
제 V-3-5표	다발생 질병별 약제평가 항목별 지표(치과의원)	404
제 V-4표	의원 표시과목별 다발생 질병별 약제평가 항목별 지표	405
제 V-5-1표	요양기관종별 항생제 처방률	417
제 V-5-2표	의원 표시과목별 항생제 처방률	418
제 V-6표	의원 소재지별 약제평가 항목별 지표	419

평가지표 개요

약제급여 평가	422
---------------	-----

제 VI 편 질병통계

질병통계 자료 이용시 유의사항		427
제 VI-1표	22대 분류별 급여현황	439
제 VI-2표	298 질병분류별 연령별 급여현황(총계)	440
제 VI-3표	질병소분류별 다빈도 상병 급여현황(계)	620
제 VI-3-1표	질병소분류별 다빈도 상병 급여현황(남자)	630
제 VI-3-2표	질병소분류별 다빈도 상병 급여현황(여자)	634
제 VI-4표	질병소분류별 입원 다빈도 상병 급여현황(계)	638
제 VI-4-1표	질병소분류별 입원 다빈도 상병 급여현황(남자)	648
제 VI-4-2표	질병소분류별 입원 다빈도 상병 급여현황(여자)	652

Chap. V Quality assessment

Table V-1	Drug Assessment Indicators by Provider Type	389
Table V-2	Drug Assessment Indicators by Departments in Clinics	390
Table V-3	Drug Assessment Indicators of Frequent Occurring Diseases	
Table V-3-1	Drug Assessment Indicators of Frequently Occurring Diseases(Tertiary hospital)	392
Table V-3-2	Drug Assessment Indicators of Frequently Occurring Diseases(General hospital))	396
Table V-3-3	Drug Assessment Indicators of Frequently Occurring Diseases(Hospital)	400
Table V-3-4	Drug Assessment Indicators of Frequently Occurring Diseases(Dental hospital)	404
Table V-3-5	Drug Assessment Indicators of Frequently Occurring Diseases(Dental clinic)	404
Table V-4	Drug Assessment Indicators of Frequently Occurring Diseases by Department in Clinics ..	405
Table V-5-1	Antibiotics Prescription Rate by Provider Type	417
Table V-5-2	Antibiotics Prescription Rate by Departments in Clinic	418
Table V-6	Drug Assessment Indicators by Location of Clinic	419

Introduction of assessment indicators

Prescriptions: Assessment of Appropriate Prescriptions	422
--	-----

Chap. VI Diseases Statistics

Instructions for using disease statistics data		427
TableVI-1	Benefits by Classification of 22 Disease Categories	439
TableVI-2	Benefits by Classification of 298 Disease Categories by Age(Total)	440
TableVI-3	Benefits by Frequency of Disease(Total)	620
TableVI-3-1	Benefits by Frequency of Disease(Male)	630
TableVI-3-2	Benefits by Frequency of Disease(Female)	634
TableVI-4	Inpatient Benefits by Frequency of Disease(Total)	638
TableVI-4-1	Inpatient Benefits by Frequency of Disease(Male)	648
TableVI-4-2	Inpatient Benefits by Frequency of Disease(Female)	652

제 VI-5표	질병소분류별 외래 다빈도 상병 급여현황(계)	656
제 VI-5-1표	질병소분류별 외래 다빈도 상병 급여현황(남자)	666
제 VI-5-2표	질병소분류별 외래 다빈도 상병 급여현황(여자)	670
제 VI-6표	한방 22대 분류별 급여현황	674
제 VI-7표	질병소분류별 다빈도 상병 급여현황(한방 계)	676
제 VI-7-1표	질병소분류별 다빈도 상병 급여현황(한방 남자)	678
제 VI-7-2표	질병소분류별 다빈도 상병 급여현황(한방 여자)	679
제 VI-8표	질병소분류별 입원 다빈도 상병 급여현황(한방 계)	680
제 VI-8-1표	질병소분류별 입원 다빈도 상병 급여현황(한방 남자)	682
제 VI-8-2표	질병소분류별 입원 다빈도 상병 급여현황(한방 여자)	683
제 VI-9표	질병소분류별 외래 다빈도 상병 급여현황(한방 계)	684
제 VI-9-1표	질병소분류별 외래 다빈도 상병 급여현황(한방 남자)	686
제 VI-9-2표	질병소분류별 외래 다빈도 상병 급여현황(한방 여자)	687
제 VI-10표	65세이상 노인 질병소분류별 다빈도 상병 급여현황(계)	688
제 VI-10-1표	65세이상 노인 질병소분류별 다빈도 상병 급여현황(남자)	690
제 VI-10-2표	65세이상 노인 질병소분류별 다빈도 상병 급여현황(여자)	692
제 VI-11표	65세이상 노인 질병소분류별 입원 다빈도 상병 급여현황(계)	694
제 VI-11-1표	65세이상 노인 질병소분류별 입원 다빈도 상병 급여현황(남자)	696
제 VI-11-2표	65세이상 노인 질병소분류별 입원 다빈도 상병 급여현황(여자)	698
제 VI-12표	65세이상 노인 질병소분류별 외래 다빈도 상병 급여현황(계)	700
제 VI-12-1표	65세이상 노인 질병소분류별 외래 다빈도 상병 급여현황(남자)	702
제 VI-12-2표	65세이상 노인 질병소분류별 외래 다빈도 상병 급여현황(여자)	704
제 VI-13표	65세이상 노인 질병소분류별 다빈도 상병 급여현황(한방 계)	706
제 VI-13-1표	65세이상 노인 질병소분류별 다빈도 상병 급여현황(한방 남자)	708
제 VI-13-2표	65세이상 노인 질병소분류별 다빈도 상병 급여현황(한방 여자)	709
제 VI-14표	65세이상 노인 질병소분류별 입원 다빈도 상병 급여현황(한방 계)	710
제 VI-14-1표	65세이상 노인 질병소분류별 입원 다빈도 상병 급여현황(한방 남자)	712
제 VI-14-2표	65세이상 노인 질병소분류별 입원 다빈도 상병 급여현황(한방 여자)	713
제 VI-15표	65세이상 노인 질병소분류별 외래 다빈도 상병 급여현황(한방 계)	714

Table VI-5	Outpatient Benefits by Frequency of Disease(Total)	656
Table VI-5-1	Outpatient Benefits by Frequency of Disease(Male)	666
Table VI-5-2	Outpatient Benefits by Frequency of Disease(Female)	670
Table VI-6	Benefits by Classification of 22 Disease Categories	674
Table VI-7	Benefits by Frequency of Disease(O.H&C Total)	676
Table VI-7-1	Benefits by Frequency of Disease(O.H&C Male)	678
Table VI-7-2	Benefits by Frequency of Disease(O.H&C Female)	679
Table VI-8	Inpatient Benefits by Frequency of Disease(O.H&C Total)	680
Table VI-8-1	Inpatient Benefits by Frequency of Disease(O.H&C Male)	682
Table VI-8-2	Inpatient Benefits by Frequency of Disease(O.H&C Female)	683
Table VI-9	Outpatient Benefits by Frequency of Disease(O.H&C Total)	684
Table VI-9-1	Outpatient Benefits by Frequency of Disease(O.H&C Male)	686
Table VI-9-2	Outpatient Benefits by Frequency of Disease(O.H&C Female)	687
Table VI-10	Benefits by Frequency of Disease in elderly man above the age of 65(Total)	688
Table VI-10-1	Benefits by Frequency of Disease in elderly man above the age of 65(Male)	690
Table VI-10-2	Benefits by Frequency of Disease in elderly man above the age of 65(Female)	692
Table VI-11	Inpatient Benefits by Frequency of Disease in elderly man above the age of 65(Total)	694
Table VI-11-1	Inpatient Benefits by Frequency of Disease in elderly man above the age of 65(Male) ..	696
Table VI-11-2	Inpatient Benefits by Frequency of Disease in elderly man above the age of 65(Female) ...	698
Table VI-12	Outpatient Benefits by Frequency of Disease in elderly man above the age of 65(Total) ..	700
Table VI-12-1	Outpatient Benefits by Frequency of Disease in elderly man above the age of 65(Male) ...	702
Table VI-12-2	Outpatient Benefits by Frequency of Disease in elderly man above the age of 65(Female) ..	704
Table VI-13	Benefits by Frequency of Disease in elderly man above the age of 65(O.H&C Total)	706
Table VI-13-1	Benefits by Frequency of Disease in elderly man above the age of 65(O.H&C Male) ...	708
Table VI-13-2	Benefits by Frequency of Disease in elderly man above the age of 65(O.H&C Female) ...	709
Table VI-14	Inpatient Benefits by Frequency of Disease in elderly man above the age of 65(O.H&C Total)	710
Table VI-14-1	Inpatient Benefits by Frequency of Disease in elderly man above the age of 65(O.H&C Male) ...	712
Table VI-14-2	Inpatient Benefits by Frequency of Disease in elderly man above the age of 65(O.H&C Female) ..	713
Table VI-15	Outpatient Benefits by Frequency of Disease in elderly man above the age of 65(O.H&C Total) .	714

제Ⅵ-15-1표	65세이상 노인 질병소분류별 외래 다빈도 상병 급여현황(한방 남자)	716
제Ⅵ-15-2표	65세이상 노인 질병소분류별 외래 다빈도 상병 급여현황(한방 여자)	717
제Ⅵ-16표	시도별 신규 중증(암) 등록환자의 암유형별 등록인원현황	718
제Ⅵ-17표	시도별 신규 중증(암) 등록환자의 암유형별 진료인원 현황	720
제Ⅵ-18표	연령별 성별 신규 중증(암) 등록환자의 진료현황	722
제Ⅵ-19표	요양기관시도별 신규 중증(암) 등록환자의 암유형별 진료인원 현황	724
제Ⅵ-20표	시도별 전체 중증(암) 등록환자의 암유형별 등록인원 현황	726
제Ⅵ-21표	연령별 성별 전체 중증(암) 등록환자의 진료현황	728
제Ⅵ-22표	중증질환 산정특례 적용 연령별 성별 진료현황	730
제Ⅵ-23표	432 분류별 다빈도 증상 약국 조제 실적	734

제Ⅶ편 부 록

제Ⅶ-1표	인구추이	737
제Ⅶ-2표	인구성장의 구성요인	738
제Ⅶ-3표	생명표(2017)	739
제Ⅶ-4표	연령별 성별 추계인구	740
제Ⅶ-5표	경제활동인구, 취업자수 및 실업자수	742
제Ⅶ-6표	기대여명(OECD)	744
제Ⅶ-7표	영아사망률(OECD)	745
제Ⅶ-8표	입원진료 병상수(OECD)	746
제Ⅶ-9표	환자1인당 평균재원일수(OECD)	747
건강보험통계연보 해설서		749

Table VI-15-1	Outpatient Benefits by Frequency of Disease in elderly man above the age of 65(O.H&C Male) ..	716
Table VI-15-2	Outpatient Benefits by Frequency of Disease in elderly man above the age of 65(O.H&C Female) ..	717
Table VI-16	Number of People Registered Newly as Patients with Serious. Disease or Cancer by Region and Cancer Type	718
Table VI-17	Number of People Treated among Those Registered Newly. as Patients with Serious Disease or Cancer by Region and Cancer Type	720
Table VI-18	Treatments of People Registered Newly as Patients. with Serious Disease or Cancer by Age and Gender	722
Table VI-19	Number of People Treated among Those Registered Newly. as Patients with Serious Disease or Cancer by Region and Cancer Type	724
Table VI-20	Total Number of People Registered as Patients with Serious. Disease or Cancer by Region and Cancer Type	726
Table VI-21	Total Treatments of People Registered as Patients. with Serious Disease or Cancer by Age and Gender	728
Table VI-22	Current statistics by age and sex on the treatment of patients. with serious disease eligible for special case calculation	730
Table VI-23	Pharmacist's Dispensing Activities by Frequency of 432 Symptoms	734

Chap.VII Appendix

Table VII-1	Trend of Population	737
Table VII-2	Components of Population growth	738
Table VII-3	Life Table(2017)	739
Table VII-4	Estimates of midyear Population by Age and Gender	740
Table VII-5	Economically Active Population, Employed and Unemployed	742
Table VII-6	Life Expectancy at Each Age(OECD)	744
Table VII-7	Neonatal Mortality Rates(OECD)	745
Table VII-8	Inpatient Care Beds(OECD)	746
Table VII-9	Average Length of Stay in inpatient care (OECD)	747
Guide for National Health Insurance Statistical Yearbook		749

그림으로 보는 건강보험 주요통계

제Ⅰ편 건강보험 일반 현황

- 01 의료보장 적용인구 현황
- 02 사업장 적용현황
- 03 요양기관 현황
- 04 요양기관 종별 인력 현황

제Ⅱ편 건강보험 재정 현황

- 05 보험료 현황
- 06 보험료분위별 현황
- 07 보험료부담 대 급여비 현황
- 08 연도별 보험급여비 현황

제Ⅲ편 건강보험 급여실적

- 09 입내원일수 현황
- 11 연도별 진료실적 현황
- 12 연도별 진료비 크기별 현황
- 13 65세이상 노인진료비 현황

제Ⅳ편 건강보험 심사실적

- 14 연도별 요양급여비용 심사실적
- 15 요양기관 종별 요양급여비용 심사실적
- 16 요양기관 소재지별 요양급여비용 심사실적
- 17 의원급 표시과목별 요양급여비용 심사실적
- 18 내원일당 요양급여비용 크기별 진료실적
- 19 처방일수별 요양기관 종별 원외처방횟수

제Ⅴ편 요양급여비용 적정성평가

- 20 요양급여비용 약제 적정성 평가

제Ⅵ편 건강보험 심사실적

- 21 질병통계 현황
- 22 중증질환 산정특례 진료현황

01

의료보장 적용인구 현황

2018년 말 의료보장 적용인구 5,256만 명, 건강보험 적용인구 5,107만 명

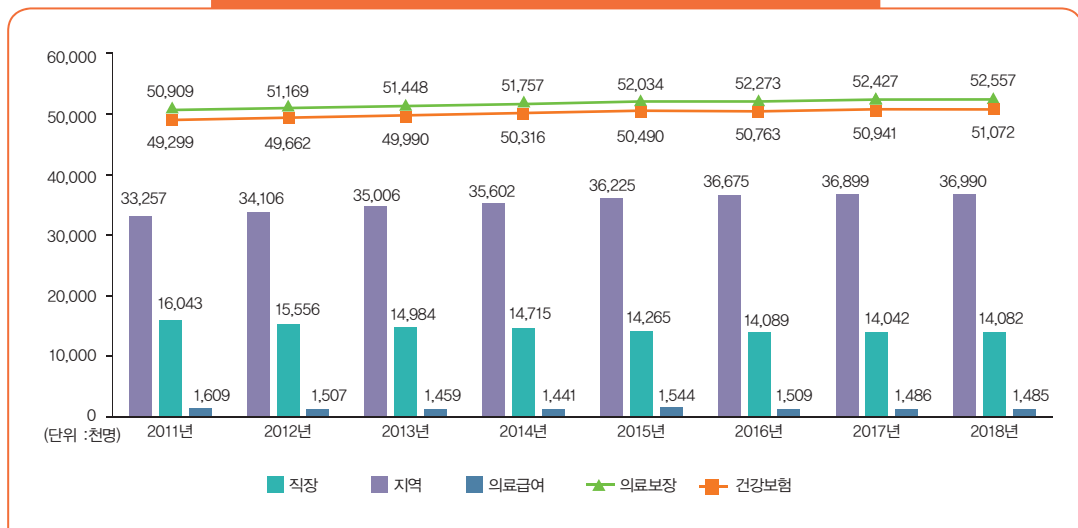
- 2018년 건강보험 적용인구 중 직장 가입자는 36,990명, 지역 가입자는 14,082명
- 건강보험 적용인구 중 직장 비율은 72.4% ... '17년 말 수준유지
- 1인당 평균 부양가족수(세대원) 수는 직장·지역 모두 감소 추세

(단위 : 천 명, 천 세대)

구분	2011년	2012년	2013년	2014년	2015년	2016년	2017년	2018년
의료보장	50,909	51,169	51,448	51,757	52,034	52,273	52,427	52,557
건강보험	49,299	49,662	49,990	50,316	50,490	50,763	50,941	51,072
- 합계	49,299	49,662	49,990	50,316	50,490	50,763	50,941	51,072
직장	33,257	34,106	35,006	35,602	36,225	36,675	36,899	36,990
- 가입자	13,397	13,991	14,606	15,141	15,760	16,338	16,830	17,479
- 피부양자	19,860	20,115	20,400	20,461	20,465	20,337	20,069	19,510
부양률(명)	1.48	1.44	1.40	1.35	1.30	1.24	1.19	1.12
지역	16,043	15,556	14,984	14,715	14,265	14,089	14,042	14,082
- 세대주	7,902	7,835	7,709	7,749	7,653	7,665	7,786	8,053
- 세대원	9,098	8,738	8,304	8,060	7,758	7,607	7,501	7,404
부양률(명)	1.15	1.12	1.08	1.04	1.01	0.99	0.96	0.92
의료급여	1,609	1,507	1,459	1,441	1,544	1,509	1,486	1,485

주) 연도 말 기준 직장가입자는 이종가입자 포함, 지역세대수는 비가입세대주 세대포함

연도별 의료보장 적용인구 현황(2011년~2018년)



연도별 사업장 적용현황(2011년~2018년)

2011년 106만 8천 개소에서 2018년 12월 현재 175만 개소로 2011년 대비 164.1% 증가

(단위 : 개소, %)

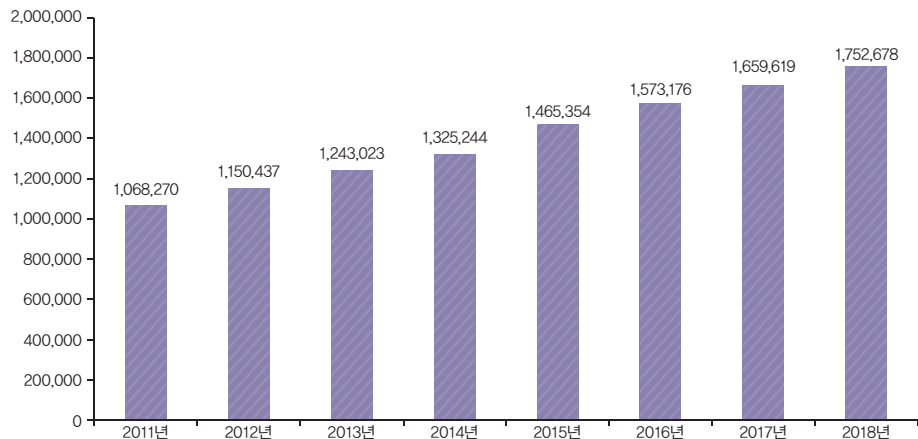
구분	사업장 수			2011 대비 증감률
	계	직장	공·교	
2011년	1,068,270	1,053,281	14,989	—
2012년	1,150,437	1,135,130	15,307	107.7
2013년	1,243,023	1,227,639	15,384	116.4
2014년	1,325,244	1,310,175	15,069	124.1
2015년	1,465,354	1,450,293	15,061	137.2
2016년	1,573,176	1,557,906	15,270	147.3
2017년	1,659,619	1,644,247	15,372	155.4
2018년	1,752,678	1,737,239	15,439	164.1

주) 1. 연도 말 기준

2. 공교 : 공무원 및 사립학교

연도별 사업장 적용현황(2011년~2018년)

(단위 : 개소)



2018년 요양기관수는 93,184개소로 전년대비 1,639개소 기관이 늘어, 전년대비 1.79% 증가

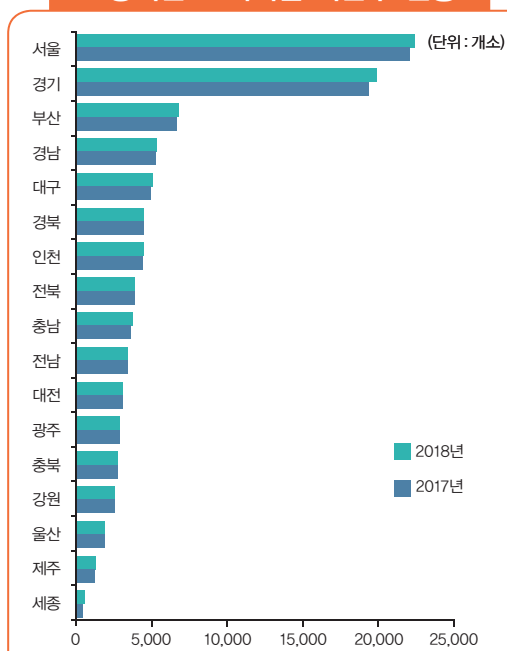
- 전체 요양기관(93,184개소)은 의료기관 71,102개소(76.30%), 약국 22,082개소(23.70%)로 구성됨
- 의료기관 중 기관수는 의원 31,718개소(44.61%), 치과 17,905개소(25.18%), 한방 14,602개소(20.54%)순임

(단위 : 개소, %)

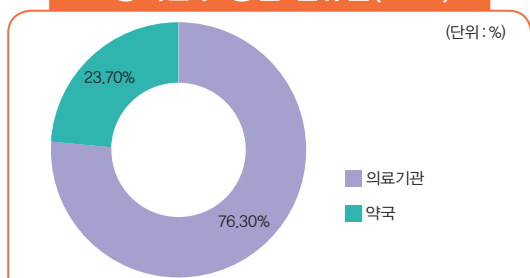
구분		계	상급 종합병원	종합 병원	병원	요양 병원	의원	치과	한방	보건기관 등	약국
2011년		82,948	44	275	1,375	988	27,837	15,257	12,585	3,508	21,079
2012년		83,811	44	278	1,421	1,103	28,033	15,566	12,906	3,502	20,958
2013년		84,971	43	281	1,451	1,232	28,328	15,930	13,312	3,504	20,890
2014년		86,629	43	287	1,474	1,337	28,883	16,377	13,654	3,516	21,058
2015년		88,163	43	294	1,496	1,372	29,488	16,822	13,873	3,508	21,267
2016년		89,919	43	298	1,514	1,428	30,292	17,246	14,150	3,505	21,443
2017년		91,545	43	301	1,466	1,529	30,938	17,607	14,423	3,501	21,737
2018년		93,184	42	311	1,465	1,560	31,718	17,905	14,602	3,499	22,082
증감률	전년대비	1.79	-2.33	3.32	-0.07	2.03	2.52	1.69	1.24	-0.06	1.59
	연평균	1.68	-0.33	1.35	1.56	8.44	1.71	2.44	2.39	-0.06	0.43

주) 치과 : 치과병원·치과의원, 한방 : 한방병원·한의원, 보건기관 등 : 조산원·보건의료원·보건소·보건지소·보건진료소

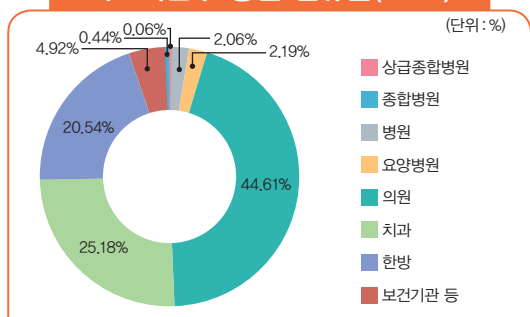
요양기관 소재지별 기관수 현황



요양기관수 종별 점유율(2018)



의료기관수 종별 점유율(2018)



2018년 요양기관 근무 인력은 382,173명으로 전년보다 13,410명이 늘어 3.64% 증가

- 전체 근무인력 382,173명은 의료기관에 350,878명(91.81%), 약국에 31,295명(8.19%)이 종사함
- 요양기관 근무인력 수는 종합병원 88,750명(23.2%), 상급종합병원 70,688명(18.5%), 의원 57,041명(14.9%) 순으로 나타남

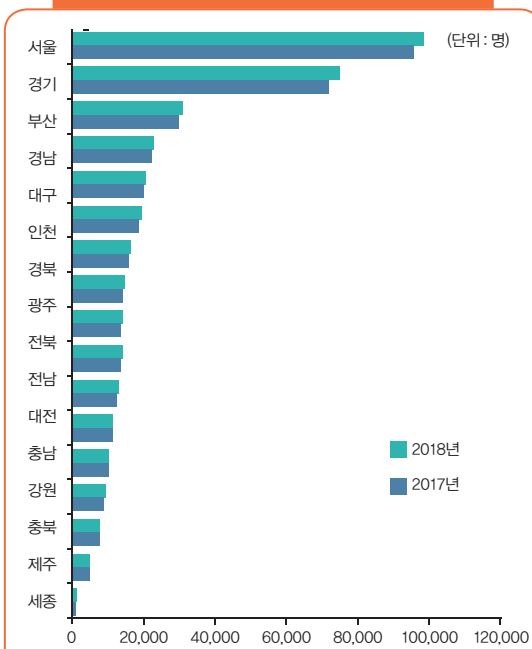
(단위 : 명, %)

구분		계	상급 종합병원	종합 병원	병원	요양 병원	의원	치과	한방	보건기관 등	약국
2011년		275,194	46,288	56,194	34,304	13,806	48,309	20,318	17,812	8,818	29,345
2012년		279,053	47,963	57,529	34,616	14,661	48,657	20,709	18,117	8,662	28,139
2013년		298,676	54,813	63,056	36,393	18,096	49,343	21,248	18,676	9,002	28,049
2014년		314,501	59,987	66,642	38,442	20,936	50,553	21,735	19,097	9,021	28,088
2015년		329,315	62,138	70,483	40,334	25,441	51,590	22,434	19,510	8,931	28,454
2016년		355,535	69,403	80,831	42,179	29,086	53,164	23,096	19,854	8,925	28,997
2017년		368,763	70,782	83,383	41,757	33,457	54,952	24,195	20,527	9,085	30,625
2018년		382,173	70,688	88,750	43,363	36,226	57,041	24,671	21,165	8,974	31,295
증감률	전년대비	3.64	-0.13	6.44	3.85	8.28	3.80	1.97	3.11	-1.22	2.19
	연평균	4.80	6.24	6.75	3.40	14.78	2.40	2.81	2.49	0.25	0.92

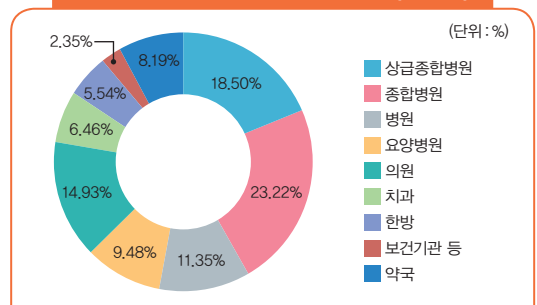
주) 근무인력 : 의사, 치과의사, 한의사, 약사, 간호사

치과 : 치과병원·치과의원, 한방 : 한방병원·한의원 보건기관 등 : 조산원·보건의료원·보건소·보건지소·보건진료소

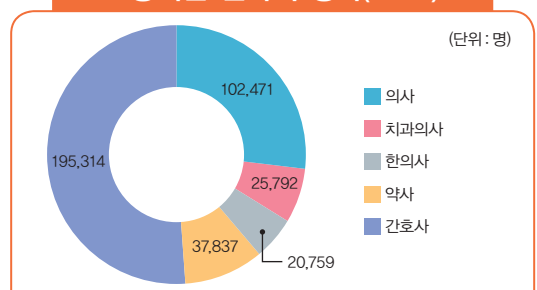
요양기관 소재지별 인력 현황



요양기관 종별 인력 구성비(2018)



요양기관 인력 구성비(2018)



2018년 보험료부과액 53조 8,965억 원 ... 전년 대비 6.9% 증가

- 직장보험료 45조 9,221억 원 ... 총 부과액 85.2%
- 지역보험료 7조 9,744억 원 ... 총 부과액 14.8%
- 건강보험 세대당 월평균보험료 104,201원
 - 직장가입자 월평균 112,635원, 지역가입자 월평균 85,546원
- 건강보험 1인당 월평균보험료 50,979원
 - 직장가입자 월평균 52,085원, 지역가입자 월평균 48,011원

구분		2011년	2012년	2013년	2014년	2015년	2016년	2017년	2018년
보험료 (억원)	전체	329,221	363,900	390,319	415,938	443,298	475,931	504,168	538,965
	직장	261,416	293,796	318,751	343,865	369,548	399,446	424,486	459,221
	지역	67,806	70,103	71,568	72,073	73,750	76,485	79,682	79,744
세대당 월보험료 (원)	전체	78,822	84,040	87,417	90,806	94,040	98,128	101,178	104,201
	직장	82,802	89,028	92,565	97,046	100,510	104,507	107,449	112,635
	지역	72,139	75,209	77,783	78,629	80,876	84,531	87,458	85,546
1인당 월보험료 (원)	전체	33,670	36,536	38,622	40,819	43,003	45,763	48,152	50,979
	직장	33,009	36,156	38,239	40,816	43,085	45,874	48,266	52,085
	지역	35,022	37,357	39,503	40,825	42,798	45,473	47,847	48,011

주) 1. 결산기준
2. 세대당 및 1인당 월 보험료는 개인부담보험료 기준(사용자부담금 제외)

2018년 보험료 현황



2018년 보험료분위별 보험료 ... 하위 1분위(5%저소득층)는 월 평균보험료 1만 6,557원, 상위20분위(5% 고소득층)는 월 평균보험료 41만 원

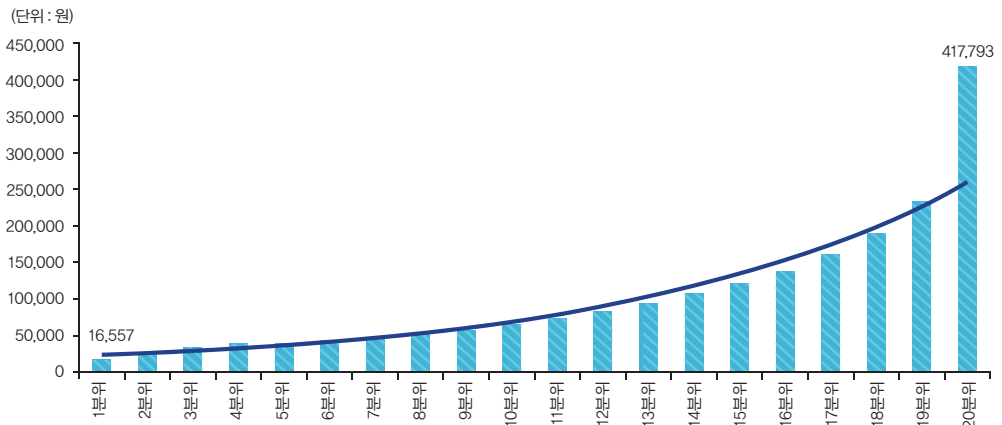
구분	세대수(세대)	최대보험료(원)	평균보험료(원)	적용인구(명)
계	24,748,873	3,096,570	101,606	49,562,166
1분위	1,237,443	31,200	16,557	1,814,442
2분위	1,237,443	40,560	27,037	1,955,041
3분위	1,237,444	46,800	33,176	1,976,086
4분위	1,237,444	49,920	37,291	1,924,347
5분위	1,237,444	53,040	38,964	1,935,777
6분위	1,237,443	56,160	41,565	1,928,656
7분위	1,237,444	60,840	45,693	1,978,637
8분위	1,237,444	65,520	50,459	2,032,583
9분위	1,237,443	71,600	56,771	2,100,568
10분위	1,237,445	78,000	64,946	2,200,270
11분위	1,237,443	84,750	73,407	2,260,176
12분위	1,237,443	93,600	83,481	2,388,702
13분위	1,237,444	103,140	94,238	2,532,407
14분위	1,237,444	115,410	106,477	2,651,569
15분위	1,237,444	129,790	121,119	2,834,906
16분위	1,237,443	150,300	138,802	3,018,399
17분위	1,237,444	179,260	161,051	3,202,745
18분위	1,237,444	217,940	190,327	3,480,502
19분위	1,237,443	280,440	232,961	3,641,281
20분위	1,237,444	3,096,570	417,793	3,705,072

주) 1. 2018년 12월말 기준

2. 직장은 산정보험료 기준이며, 지역은 부과보험료 기준

3. 직장보험료는 임의계속가입자 및 소득월액보험료 제외

2018년 보험료분위별 평균보험료 현황



2018년 건강보험 적용대상자 1인당 연간 보험료 1,056,782원

1인당 연간 보험급여비는 1,238,582원이 지급되어 보험료 대비 급여비 혜택률은 1.17배

(단위: 원, %)

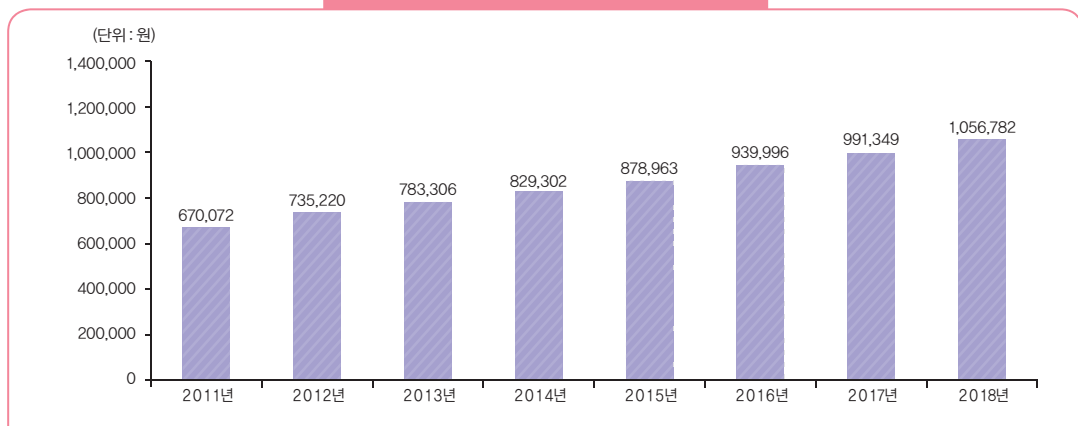
구분	2011년	2012년	2013년	2014년	2015년	2016년	2017년	2018년
1인당 연간 보험료(A)	670,072	735,220	783,306	829,302	878,963	939,996	991,349	1,056,782
1인당 연간 급여비(B)	729,262	759,290	796,199	853,900	907,324	1,007,578	1,079,340	1,238,582
급여비율 (B/A)	108.8	103.3	101.6	103.0	103.2	107.2	108.9	117.2

주) 1. 결산기준

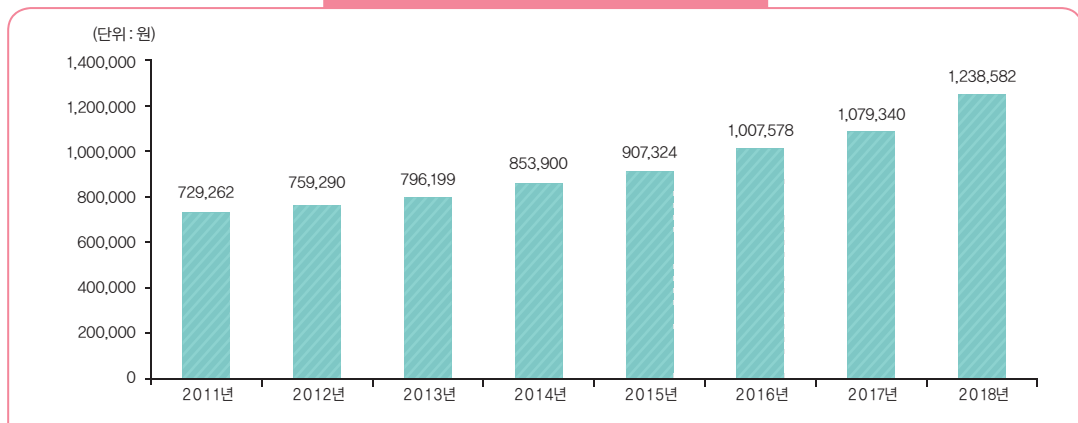
2. 1인당 연간보험료는 개인 및 사업주가 부담한 보험료 기준

3. 국고지원금, 담배부담금 제외

연도별 1인당 연간 보험료 추이



연도별 1인당 연간 급여비 추이

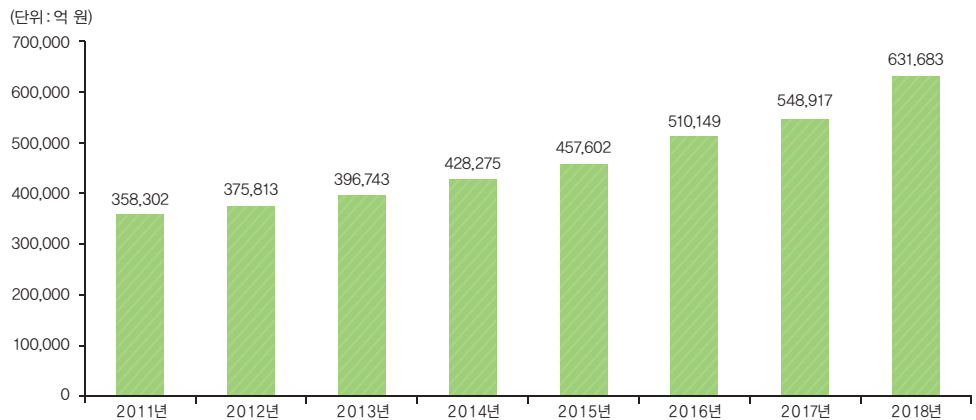


2018년 한 해 동안 현금급여와 건강검진비 등을 포함한 보험급여비는
63조 1,683억원이며, 세대당 연간급여비는 253만 원

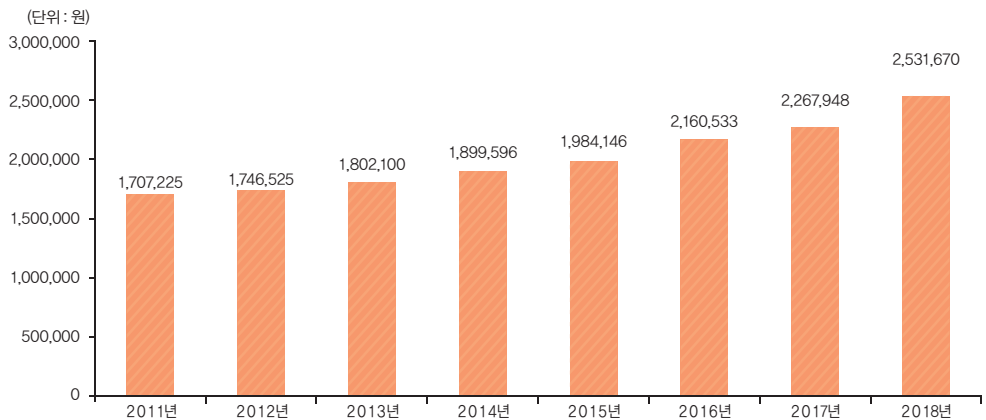
구분	2011년	2012년	2013년	2014년	2015년	2016년	2017년	2018년
보험 급여비 (억 원)	358,302	375,813	396,743	428,275	457,602	510,149	548,917	631,683
세대당 연간 보험 급여비 (원)	1,707,225	1,746,525	1,802,100	1,899,596	1,984,146	2,160,533	2,267,948	2,531,670

- 주) 1. 결산기준(현금급여, 건강검진비 포함)
 2. 세대당 연간급여비 = 급여비/연평균 세대수
 3. 2018 연평균 세대수(24,951,250)

연도별 보험급여비



세대당 연간 보험급여비



2018년 1인당 월평균 입내원일수 1.72일 ... 전년 대비 1.6% 증가

● 입내원 1일당 진료비 74,084원 ... 전년 대비 8.1% 증가

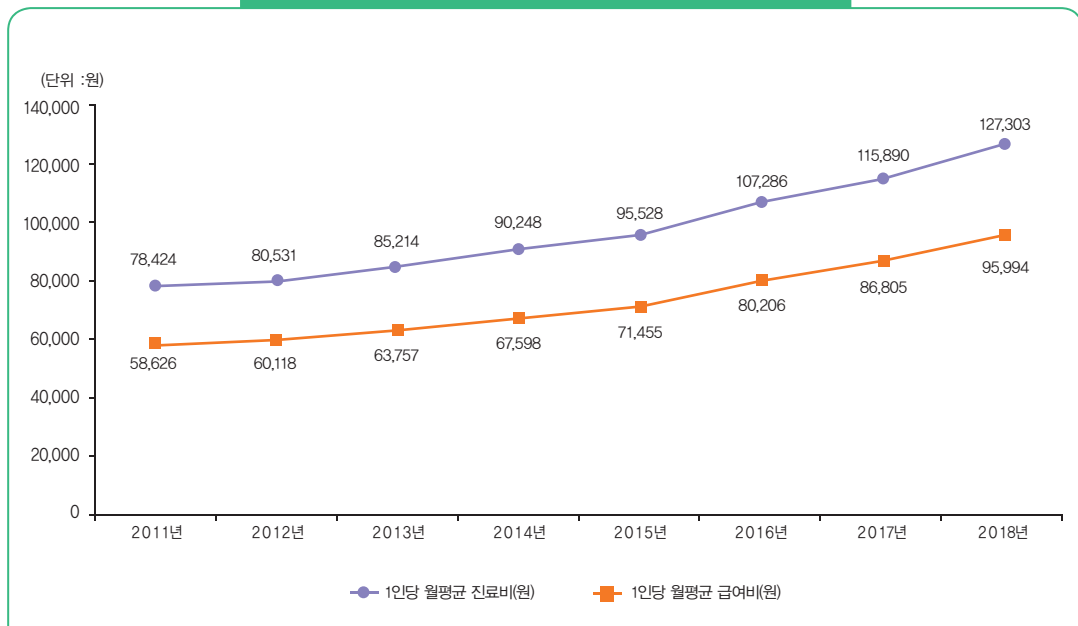
● 1인당 월평균 진료비 127,303원 ... 전년 대비 9.8% 증가

(단위: 원, 일)

구분		2011년	2012년	2013년	2014년	2015년	2016년	2017년	2018년
입내원 1일당	진료비	49,928	50,261	52,596	54,979	59,316	63,353	68,523	74,084
	급여비	37,323	37,521	39,352	41,180	44,368	47,362	51,326	55,864
1인당 월평균	입내원일수	1.57	1.60	1.62	1.64	1.61	1.69	1.69	1.72
	진료비	78,424	80,531	85,214	90,248	95,528	107,286	115,890	127,303
	급여비	58,626	60,118	63,757	67,598	71,455	80,206	86,805	95,994

주) 1. 2015년부터 지급기준에서 수진기준으로 변경, 입내원일수는 약국의 처방조제 제외
 2. 1인당 월평균 입내원일수 = 입내원일수 ÷ 평균적용인구 ÷ 해당 개월 수
 3. 2018년 평균적용인구 : 51,000,524명

연도별 1인당 월평균 진료비 및 급여비 추이



2018년 건강보험 진료비는 77조 9,104억 원, 전년대비 10.1% 증가하였고,
급여비 58조 7,489억 원, 전년대비 10.9% 증가함

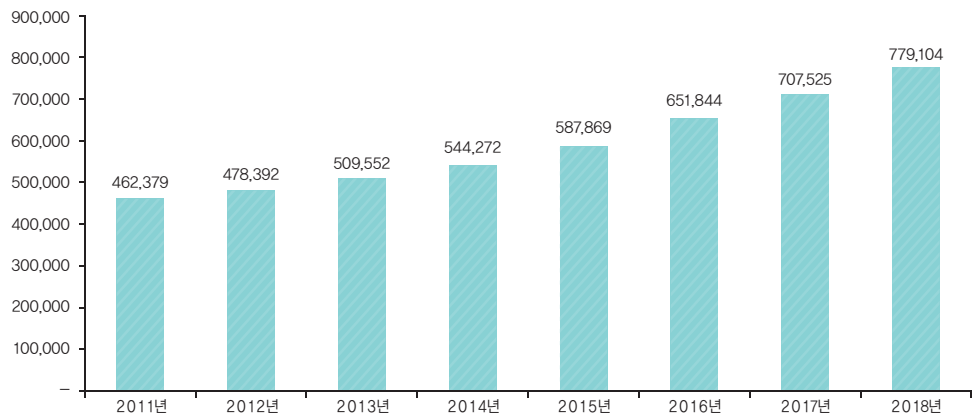
구분	2011년	2012년	2013년	2014년	2015년	2016년	2017년	2018년
진료비 (전년대비 증감률)	462,379 (6.0)	478,392 (3.5)	509,552 (6.5)	544,272 (6.8)	587,869 (8.0)	651,844 (10.9)	707,525 (8.5)	779,104 (10.1)
급여비 (전년대비 증감률)	345,652 (6.4)	357,146 (3.3)	381,248 (6.7)	407,921 (7.0)	439,722 (7.8)	487,312 (10.8)	529,723 (8.7)	587,489 (10.9)

주) 1. 2015년부터 지급기준에서 수진기준으로 변경.

2. 건강보험 급여실적(의료급여 및 비급여 제외), 현금급여, 건강검진비 등 제외

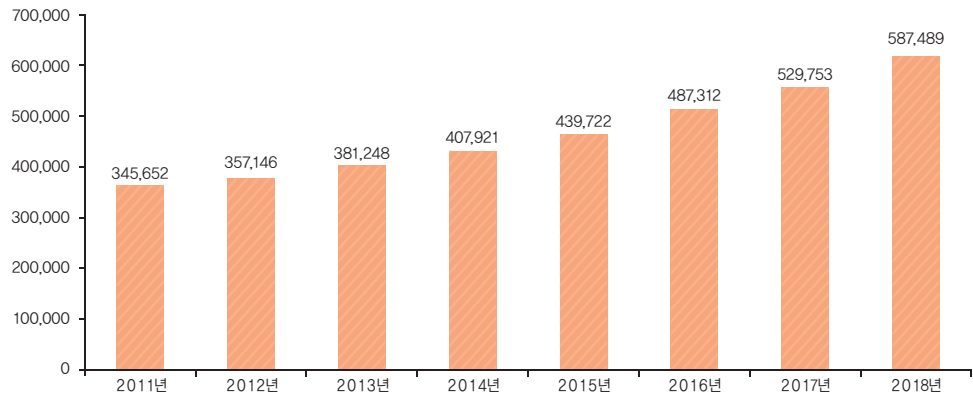
연도별 진료비

(단위: 억 원)



연도별 급여비

(단위: 억 원)

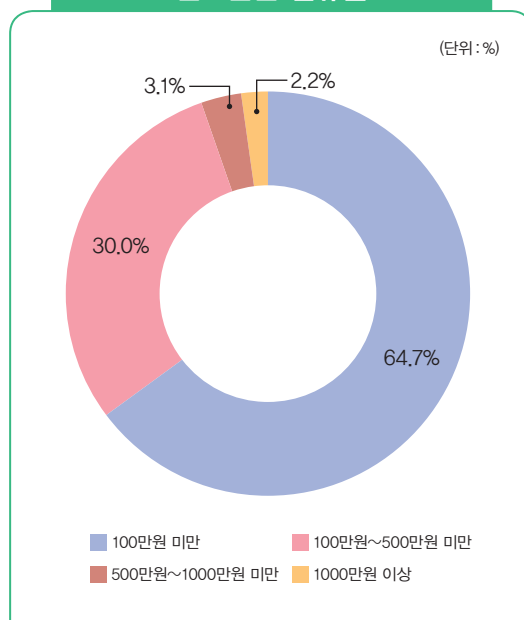


2017년 연간 1인당 500만원이 넘는 환자는 221만 6천 명으로 4.6%를 점유하였고, 건강보험 진료비 총액은 30조 5,799억 원(비급여 제외)으로 이중 43.2%를 점유

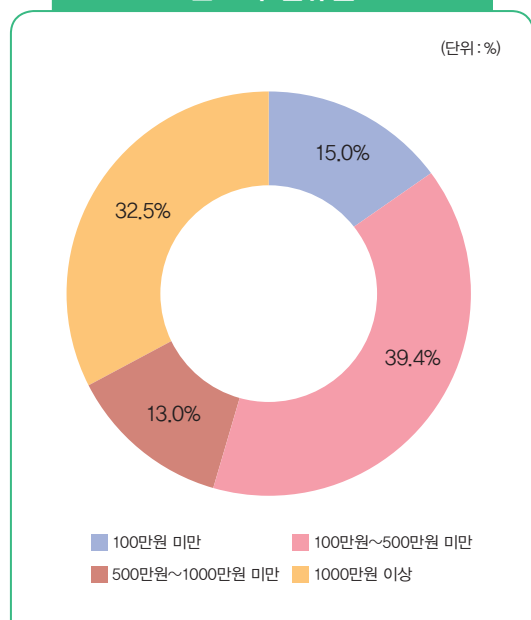
구분	2017년				2018년			
	진료인원(비율)		진료비(비율)		진료인원(비율)		진료비(비율)	
계	47,877	(100%)	707,525	(100%)	48,178	(100%)	779,104	(100%)
100만원 미만	32,108	(67.1%)	117,315	(16.6%)	31,162	(64.7%)	116,973	(15.0%)
100만원 ~ 300만원 미만	11,050	(23.1%)	189,443	(26.8%)	11,654	(24.2%)	200,711	(25.8%)
300만원 ~ 500만원 미만	2,503	(5.2%)	94,968	(13.4%)	2,791	(5.8%)	106,228	(13.6%)
500만원 ~ 1000만원 미만	1,273	(2.7%)	86,030	(12.2%)	1,505	(3.1%)	101,618	(13.0%)
1000만원 ~ 2000만원 미만	513	(1.1%)	70,610	(10.0%)	584	(1.2%)	80,365	(10.3%)
2000만원 ~ 3000만원 미만	240	(0.5%)	60,835	(8.6%)	251	(0.5%)	63,556	(8.2%)
3000만원 ~ 4000만원 미만	106	(0.2%)	35,861	(5.1%)	124	(0.3%)	41,983	(5.4%)
4000만원 ~ 5000만원 미만	38	(0.1%)	16,925	(2.4%)	46	(0.1%)	20,577	(2.6%)
5000만원 ~ 1억원 미만	40	(0.1%)	25,592	(3.6%)	52	(0.1%)	33,864	(4.3%)
1억원 이상	6	(0.0%)	9,946	(1.4%)	9	(0.0%)	13,229	(1.7%)

주) 수진기준(실제 진료받은 일자기준), 건강보험 급여실적(의료급여 및 비급여 제외)

진료인원 점유율



진료비 점유율



2018년 65세이상 노인인구는 709만 명으로 전체대상자의 13.9%

노인인구 증가는 노인진료비 증가로 이어져 2018년 노인진료비는 31조 8,235억 원으로 2011년과 비교하면 2.1배 증가

구분	2011년	2012년	2013년	2014년	2015년	2016년	2017년	2018년
전체인구(천명)	49,299	49,662	49,999	50,316	50,490	50,763	50,941	51,072
65세 이상 인구 (천명)(비율, %)	5,184 (10.5)	5,468 (11.0)	5,740 (11.5)	6,005 (11.9)	6,223 (12.3)	6,445 (12.7)	6,806 (13.4)	7,092 (13.9)
65세 이상 진료비 (억원)(증가율, %)	153,893 (8.9)	164,494 (6.9)	180,852 (9.9)	199,687 (10.4)	222,361 (11.4)	252,692 (13.6)	283,247 (12.1)	318,235 (12.4)
노인 1인당 연평균 진료비 (천원)	2,968	3,076	3,219	3,394	3,620	3,983	4,255	4,568
전체 1인당 연평균 진료비 (천원)	941	967	1,022	1,085	1,149	1,275	1,391	1,528

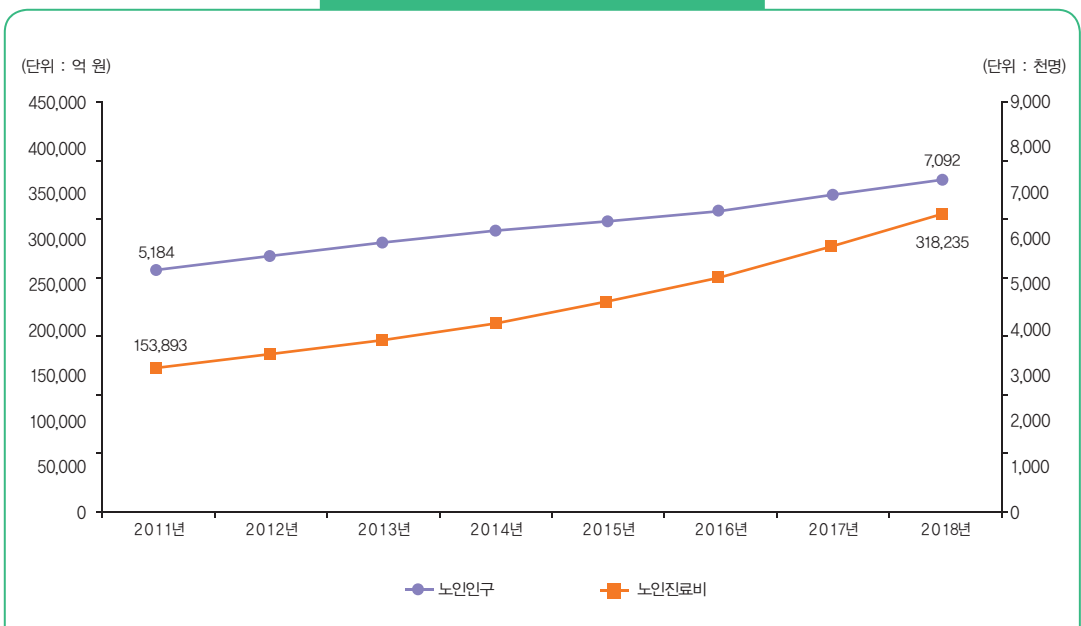
주) 1. 수진기준(실제 진료받은 일자기준)

2. 전체인구와 65세이상 인구는 연도말 기준

※ 노인 1인당 연평균 진료비 = 65세이상 진료비/65세이상 연평균 적용인구(6,965,993)

전체 1인당 연평균 진료비 = 전체 진료비/연평균 적용인구(51,000,524)

65세 이상 노인 진료비 현황



2018년 요양급여비용은 77조 9,141억원으로, 전년 대비 11.90% 증가

입원진료비는 29조 1,041억원으로 전년 대비 15.57% 증가

외래진료비는 32조 3,464억원으로 전년 대비 10.94% 증가

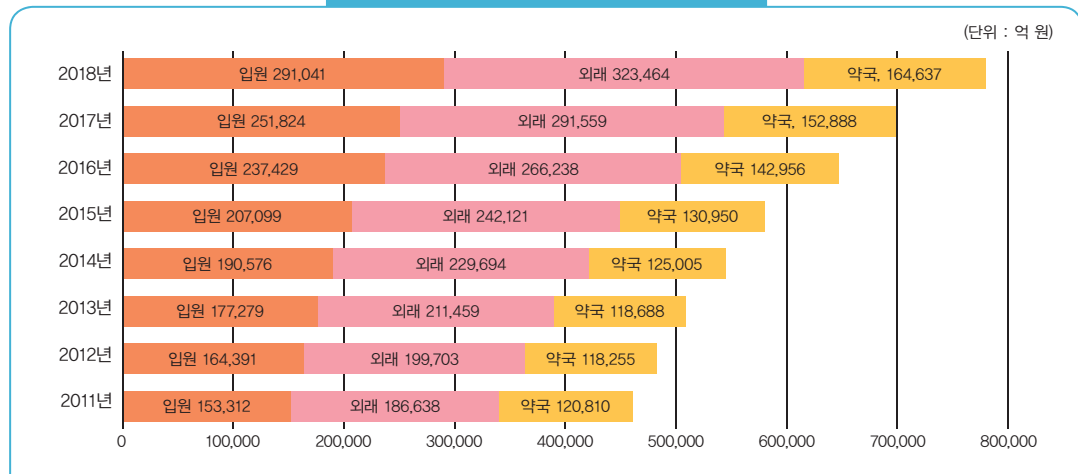
약국비용은 16조 4,637억원으로 전년 대비 7.68% 증가

(단위 : 천원, 억원, %)

구분		2011년	2012년	2013년	2014년	2015년	2016년	2017년	2018년	증감률		
										전년대비	연평균	
총계	내원일수	1,395,637	1,445,126	1,446,387	1,476,961	1,474,260	1,524,353	1,539,475	1,567,411	1.81	1.67	
	요양급여비용	460,760	482,349	507,426	545,275	580,170	646,623	696,271	779,141	11.90	7.79	
	급여비	345,038	361,000	380,272	409,323	434,518	484,116	520,595	587,982	12.94	7.91	
의료기관	입원	내원일수	922,291	955,972	965,235	989,074	989,597	1,022,801	1,033,612	1,053,795	1.95	1.92
		요양급여비용	339,950	364,094	388,738	420,270	449,220	503,667	543,384	614,504	13.09	8.83
		급여비	257,435	275,551	294,370	318,771	339,765	380,679	409,961	468,563	14.29	8.93
	외래	내원일수	107,951	115,610	123,220	130,075	133,863	141,499	142,049	147,669	3.96	4.58
		요양급여비용	153,312	164,391	177,279	190,576	207,099	237,429	251,824	291,041	15.57	9.59
		급여비	125,736	134,480	145,019	156,039	169,420	194,348	205,690	238,389	15.90	9.57
		내원일수	814,340	840,363	842,015	858,999	855,734	881,302	891,563	906,125	1.63	1.54
		요양급여비용	186,638	199,703	211,459	229,694	242,121	266,238	291,559	323,464	10.94	8.17
		급여비	131,699	141,070	149,351	162,732	170,345	186,331	204,271	230,175	12.68	8.30
약국	방문일수	473,346	489,154	481,152	487,887	484,663	501,552	505,863	513,616	1.53	1.17	
	요양급여비용	120,810	118,255	118,688	125,005	130,950	142,956	152,888	164,637	7.68	4.52	
	급여비	87,603	85,450	85,902	90,552	94,753	103,437	110,634	119,419	7.94	4.53	

주) 심사결정기준

연도별 요양급여비용 추이



2018년 요양급여비용이 가장 많은 요양기관은 약국, 의원, 상급종합병원 순으로 나타남

● **약국** | '17년 15조 2,888억원 → '18년 16조 4,637억원 (7.68% 증가)

● **의원** | '17년 13조 7,111억원 → '18년 15조 1,291억원 (10.34% 증가)

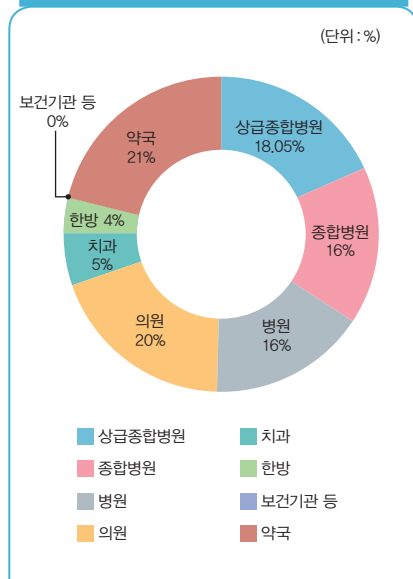
● **상급종합병원** | '17년 11조 3,231억원 → '18년 14조 669억원 (24.23% 증가)

(단위 : 억원, %)

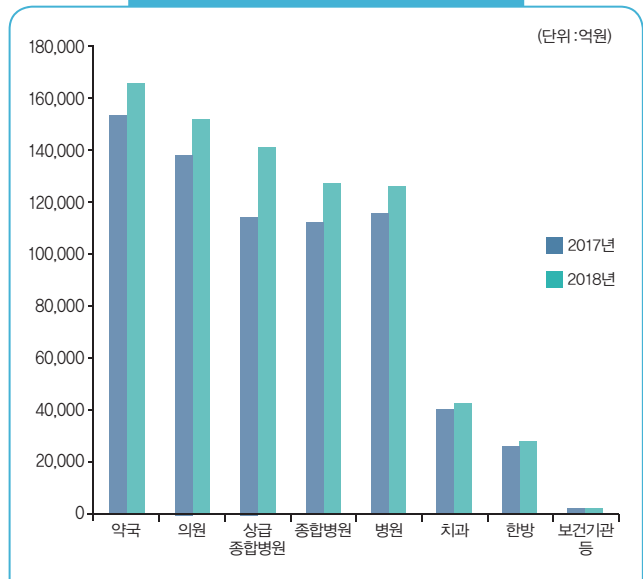
구분	2011년	2012년	2013년	2014년	2015년	2016년	2017년	2018년	증감률	
									전년대비	연평균
총 계	460,760	482,349	507,426	545,275	580,170	646,623	696,271	779,141	11.90	7.79
소계	339,950	364,094	388,738	420,270	449,220	503,667	543,384	614,504	13.09	8.83
상급종합병원	72,397	76,225	80,642	85,649	91,596	109,331	113,231	140,669	24.23	9.95
종합병원	68,543	71,509	77,171	83,378	88,644	101,084	111,237	126,390	13.62	9.14
병원	64,827	74,301	82,022	89,411	97,376	105,931	114,969	125,365	9.04	9.88
의원	99,646	104,855	106,742	113,134	117,916	126,477	137,111	151,291	10.34	6.15
치과	14,718	16,029	19,392	24,267	28,782	34,958	39,757	41,946	5.51	16.14
한방	18,069	19,410	21,090	22,724	23,210	24,206	25,412	27,196	7.02	6.01
보건기관 등	1,749	1,766	1,679	1,707	1,695	1,680	1,666	1,648	-1.08	-0.85
약국	120,810	118,255	118,688	125,005	130,950	142,956	152,888	164,637	7.68	4.52

주) 심사결정기준

요양기관 종별 요양급여비용 점유율



요양기관 종별 요양급여비용



요양기관 소재지 기준, 2018년 요양급여비용이 높은 지역은 서울, 경기, 부산 순임

● 서울 | '17년 17조 798억원 → '18년 19조 6,382억원 (14.98% 증가)

● 경기 | '17년 13조 9,520억원 → '18년 15조 6,441억원 (12.13% 증가)

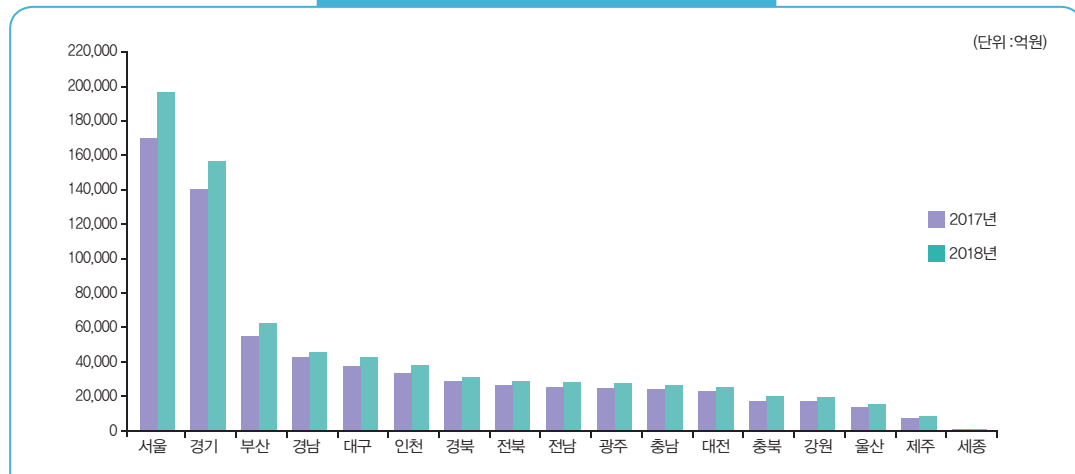
● 부산 | '17년 5조 5,981억원 → '18년 6조 1,809억원 (10.41% 증가)

(단위 : 천 일, 억원, %)

구분	2011년	2012년	2013년	2014년	2015년	2016년	2017년	2018년	증감률	
									전년대비	연평균
계	460,760	482,349	507,426	545,275	580,170	646,623	696,271	779,141	11.90	7.79
서울	118,371	122,206	127,100	135,273	140,508	159,928	170,798	196,382	14.98	7.50
부산	37,618	39,790	41,555	44,427	47,723	52,804	55,981	61,809	10.41	7.35
대구	25,984	26,982	28,396	30,302	31,989	35,659	38,123	43,026	12.86	7.47
인천	21,044	22,387	23,609	26,027	27,867	31,228	34,459	38,821	12.66	9.14
광주	15,409	16,505	17,628	19,245	20,655	23,052	24,891	27,852	11.90	8.82
대전	15,759	16,412	17,408	18,629	19,705	21,721	23,391	25,772	10.18	7.28
울산	9,186	9,641	10,188	11,052	11,978	13,309	14,225	15,394	8.22	7.65
세종	-	288	633	737	963	1,280	1,521	1,916	25.95	37.14
경기	88,705	92,968	99,273	107,218	114,888	128,083	139,520	156,441	12.13	8.44
강원	12,427	12,844	13,236	14,096	15,088	16,663	18,042	19,817	9.84	6.89
충북	12,061	12,784	13,325	14,305	15,382	16,862	18,387	20,408	10.99	7.80
충남	16,074	16,699	17,359	18,749	20,108	22,465	24,233	26,794	10.57	7.57
전북	18,716	19,571	20,466	22,208	23,531	25,845	27,516	29,957	8.87	6.95
전남	17,534	18,459	19,816	21,114	22,613	24,251	25,613	27,887	8.88	6.85
경북	19,943	20,914	21,956	23,557	25,196	27,313	29,279	31,728	8.36	6.86
경남	27,129	28,814	30,083	32,434	35,484	39,091	42,505	46,670	9.80	8.06
제주	4,799	5,085	5,396	5,902	6,493	7,070	7,787	8,467	8.73	8.45

주) 심사결정기준

요양기관 소재지별 요양급여비용



2018년 의원 요양급여비용은 15조 1,291억원으로 전년 대비 10.34% 증가

● 일반의 | '17년 2조 5,323억원 → '18년 2조 8,102억원 (10.97% 증가)

● 내과 | '17년 2조 4,447억원 → '18년 2조 7,484억원 (12.42% 증가)

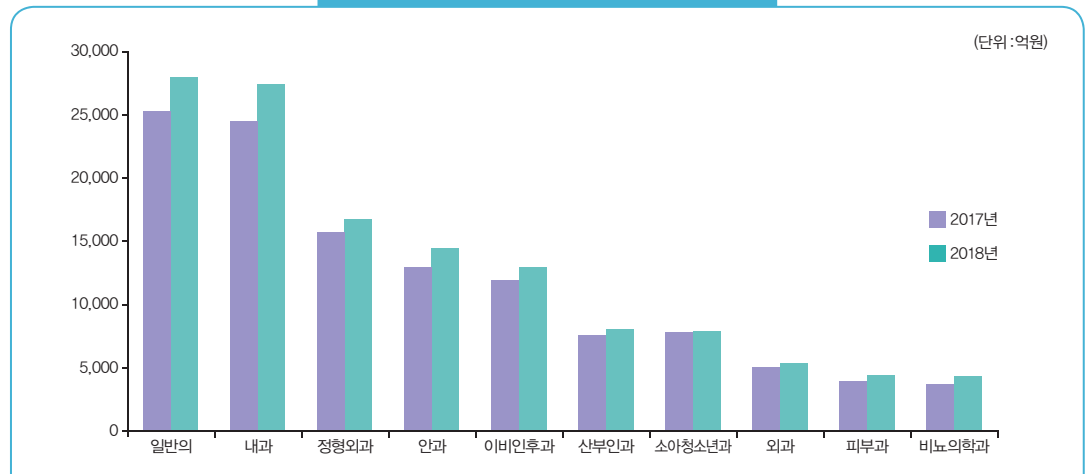
● 정형외과 | '17년 1조 5,836억원 → '18년 1조 6,800억원 (6.09% 증가)

(단위 : 억원, %)

구분	2011년	2012년	2013년	2014년	2015년	2016년	2017년	2018년	증감률	
									전년대비	연평균
계	99,646	104,855	106,742	113,134	117,916	126,477	137,111	151,291	10.34	6.15
일반의	19,753	20,729	21,076	22,168	22,725	23,912	25,323	28,102	10.97	5.17
내과	16,731	17,896	18,366	19,568	20,653	22,399	24,447	27,484	12.42	7.35
외과	4,278	4,380	4,445	4,486	4,495	4,609	4,927	5,313	7.83	3.14
정형외과	12,474	12,870	13,225	13,730	14,128	14,877	15,836	16,800	6.09	4.35
산부인과	5,041	5,232	5,200	5,391	5,815	6,263	7,479	8,095	8.23	7.00
소아청소년과	6,822	7,161	7,067	7,273	7,216	7,807	7,709	7,865	2.02	2.05
안과	8,733	8,848	8,654	9,471	10,470	11,561	12,936	14,525	12.29	7.54
이비인후과	8,220	8,902	9,123	9,891	10,044	10,895	11,806	12,937	9.58	6.69
피부과	2,420	2,601	2,794	3,062	3,216	3,535	3,901	4,379	12.25	8.84
비뇨의학과	2,436	2,603	2,660	2,742	3,012	3,327	3,697	4,202	13.66	8.10
기타	12,740	13,632	14,132	15,351	16,143	17,292	19,051	21,590	13.33	7.83

주) 심사결정기준

의원급 표시과목별 요양급여비용



2018년 내원일당 요양급여비용 구간 중 내원일수가 가장 큰 구간은 입원 0~10만원, 외래 1~2만원 구간임

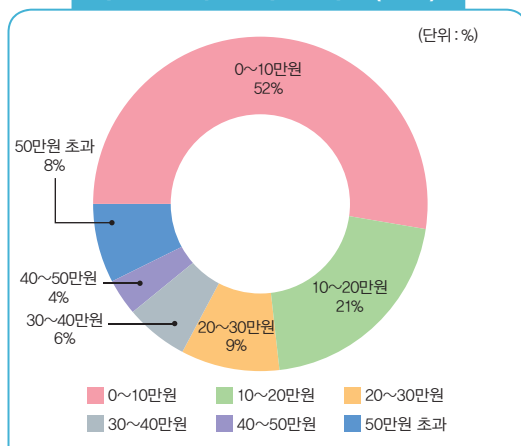
- 입원의 경우 30만원 이하 구간의 내원일수가 전년대비 0.5% 증가, 30만원 초과 구간의 내원일수는 전년대비 24.3% 증가함
- 외래의 경우 2만원 이하 구간의 내원일수가 전년대비 5.6% 감소, 2만원 초과 구간의 내원일수는 전년대비 14.1% 증가함

(단위 : 천 일, 억원, %)

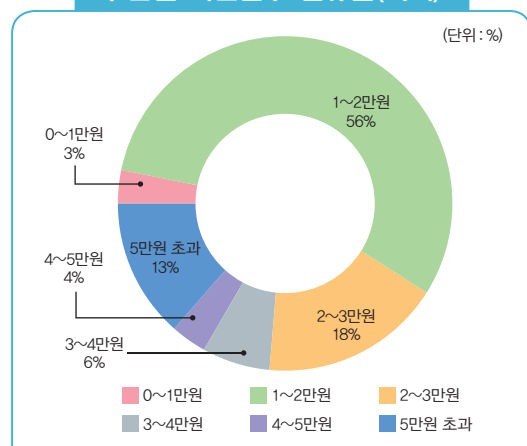
구분	내원일당 요양급여비용 구간	2017년		2018년		증감률	
		내원일수	요양급여비용	내원일수	요양급여비용	내원일수	요양급여비용
총 계		1,033,612	543,384	1,053,795	614,504	1.95	13.09
입원	소 계	142,049	251,824	147,669	291,041	3.96	15.57
	0~10만원	78,717	56,414	77,546	56,514	-1.49	0.18
	10~20만원	29,993	42,505	30,507	43,404	1.71	2.12
	20~30만원	12,825	31,531	14,117	34,747	10.07	10.20
	30~40만원	7,647	26,389	8,863	30,644	15.89	16.12
	40~50만원	4,358	19,405	5,306	23,647	21.74	21.86
	50만원 초과	8,508	73,448	11,331	99,668	33.17	35.70
	기타	-	2,133	-	2,415	-	13.25
외래	소 계	891,563	291,559	906,125	323,464	1.63	10.94
	0~1만원	30,152	1,875	29,720	1,850	-1.43	-1.34
	1~2만원	535,591	76,753	504,577	73,874	-5.79	-3.75
	2~3만원	135,798	32,637	159,616	38,631	17.54	18.37
	3~4만원	54,148	18,634	58,219	20,059	7.52	7.65
	4~5만원	31,997	14,358	32,642	14,501	2.02	0.99
	5만원 초과	103,876	146,056	121,351	173,163	16.82	18.56
	기타	-	1,247	-	1,385	-	11.05

주) 1. 심사결정기준 2. 기타: 내원일수가 '0'인 건

구간별 내원일수 점유율(입원)



구간별 내원일수 점유율(외래)



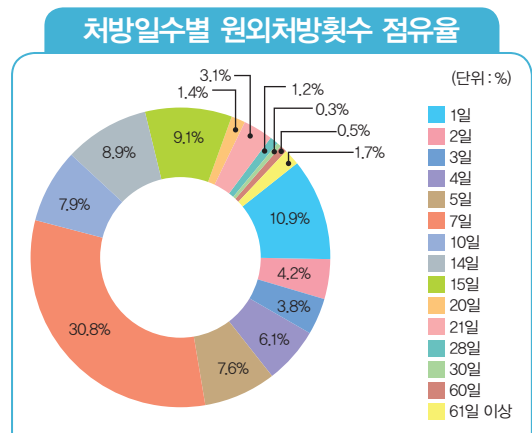
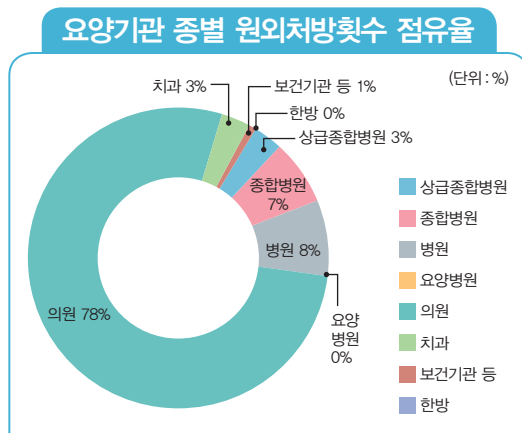
2018년 처방일수별 원외처방횟수는 5억2,350만회로
전년대비(2017년 5억1천만회) 1.7% 증가

- 종별 원외처방횟수 점유율은 의원 78% > 병원8% > 종합병원7% > 상급종합병원 3% 순
 - － 의원은 처방일수가 3일인 원외처방전을 1억 4천만건 발행
 - － 상급종합병원 및 종합병원은 61일 이상 처방전을 1억 5천만건 발행
- 원외처방횟수가 많은 처방일수는 3일>30일>7일>5일 순
 - － 원외처방일수가 3일 원외처방전은 1억 6천만회 발행(전체의 30.8%)
 - － 원외처방일수가 30일 원외처방전은 5천 7백만회 발행(전체의 10.9%)

(단위 : 회)

구분	상급종합병원	종합병원	병원	요양병원	의원	치과	보건기관 등	한방
총 계	17,811,979	36,550,203	41,845,277	1,170,828	407,831,973	14,544,797	3,640,098	108,632
1일	1,131,629	1,484,464	1,532,193	20,583	27,152,192	390,244	40,783	2,622
2일	100,471	612,656	1,624,423	21,221	35,409,216	2,013,865	34,899	2,724
3일	315,730	2,620,750	10,427,834	200,558	138,050,976	9,099,955	271,848	29,140
4일	103,116	1,140,008	4,172,236	29,641	35,155,665	439,762	76,656	2,664
5일	419,711	2,608,421	4,510,779	99,206	36,938,276	1,927,998	239,083	10,530
7일	1,095,865	4,662,522	6,471,813	125,561	34,741,261	460,705	120,783	14,798
10일	213,038	512,100	580,559	20,346	5,930,274	21,084	51,759	2,021
14일	1,159,107	2,673,121	2,468,687	71,986	9,651,894	51,265	37,098	4,934
15일	214,893	502,416	470,108	31,921	4,844,739	5,174	49,706	1,335
20일	72,120	111,585	93,178	6,994	1,329,160	914	15,033	572
21일	417,185	489,709	354,094	14,023	1,485,654	6,463	4,585	717
28일	1,096,175	2,108,867	1,007,162	69,316	4,555,579	7,279	24,568	7,666
30일	1,035,006	3,936,784	3,541,146	262,048	47,191,863	45,335	905,946	14,205
60일	815,752	3,036,327	1,884,089	115,120	14,882,838	5,919	1,133,293	7,522
61일 이상	7,667,553	7,038,193	1,204,271	36,719	3,437,480	4,244	521,094	3,503

※ 주요 다처방일수 발체하여 수록함



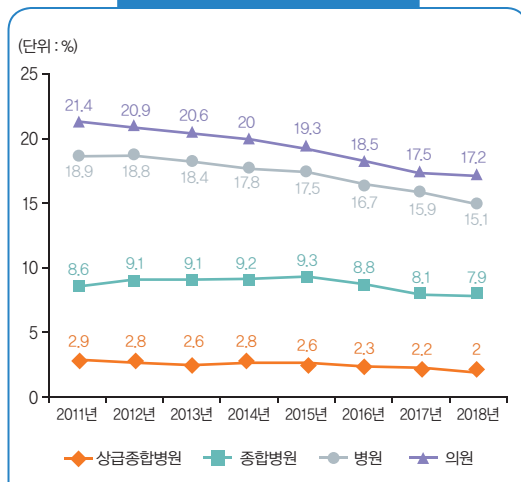
2018년 약제 평가 결과 주사제 처방률 감소

- 주사제처방률 감소폭이 가장 큰 종별은 병원, 의원 순으로 나타남
 - 병원 '17년 15.9% → '18년 15.1%(0.8%p 감소)
 - 의원 '17년 17.5% → '18년 17.2%(0.3%p 감소)
- 항생제처방률 감소폭이 가장 큰 종별은 상급종합병원으로 전년대비 1.7%p 감소
 - 상급종합병원 '17년 13.3% → '18년 11.6%(1.7%p 감소)
 - 의원 '17년 37.4% → '18년 37.2%(0.2%p 감소)
 - 종합병원 '17년 34.2% → '18년 34.9%(0.7%p 증가)
 - 병원 '17년 43.8% → '18년 48.1%(4.3%p 증가)

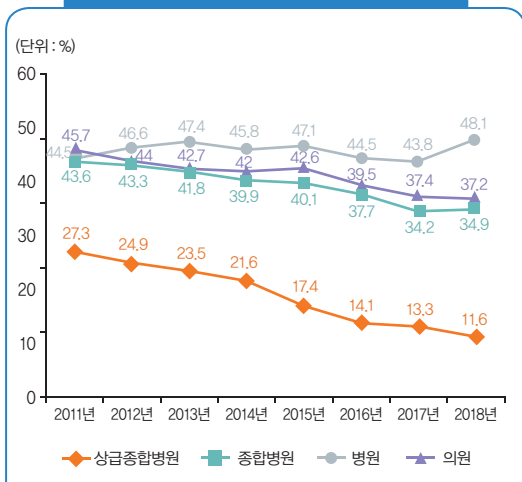
구분		2011년	2012년	2013년	2014년	2015년	2016년	2017년	2018년	증감 (전년대비,%p)
주사제 처방률 (%)	상급종합병원	2.9	2.8	2.6	2.8	2.6	2.3	2.2	2.0	0.2 ↓
	종합병원	8.6	9.1	9.1	9.2	9.3	8.8	8.1	7.9	0.2 ↓
	병원	18.9	18.8	18.4	17.8	17.5	16.7	15.9	15.1	0.8 ↓
	의원	21.4	20.9	20.6	20	19.3	18.5	17.5	17.2	0.3 ↓
급성상기도감염 항생제 처방률 (%)	상급종합병원	27.3	24.9	23.5	21.6	17.4	14.1	13.3	11.6	1.7 ↓
	종합병원	43.6	43.3	41.8	39.9	40.1	37.7	34.2	34.9	0.7 ↑
	병원	44.5	46.6	47.4	45.8	47.1	44.5	43.8	48.1	4.3 ↑
	의원	45.7	44	42.7	42	42.6	39.5	37.4	37.2	0.2 ↓

주) 매년 4분기 평가결과 기준

주사제 처방률 추이



급성상기도감염 항생제 처방률



2018년 만성질환(12개질환) 진료인원은 1,801만 명이었으며, 이중 고혈압이 631만 명으로 가장 많았고, 그 뒤를 이어 관절염 486만 명, 정신 및 행동장애 314만 명, 신경계질환 309만 명, 당뇨병 304만 명, 간의 질환 177만 명 순으로 나타남

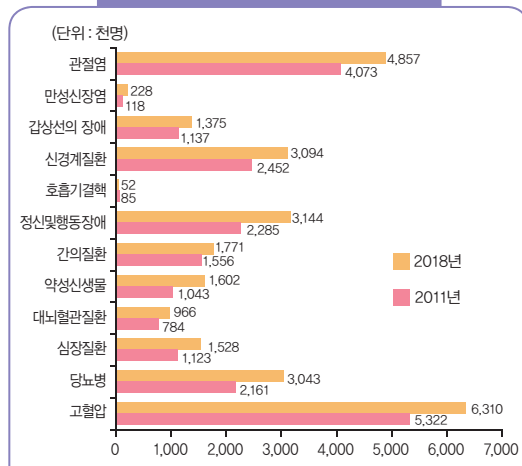
2018년 전년도에 비하여 증가율이 높은 질병은

- 만성신장병 (21만 명→23만 명) 10.7% 증가
- 간의 질환 (163만 명→177만 명) 8.8% 증가

구분	진료실인원(천 명)					진료비(억 원)				
	2011년	2017년	2018년	전년대비	연평균	2011년	2017년	2018년	전년대비	연평균
계	14,592	17,297	18,013	4.1	3.1	180,918	282,813	311,259	10.1	8.1
고혈압	5,322	6,054	6,310	4.2	2.5	25,610	31,124	33,329	7.1	3.8
당뇨병	2,161	2,863	3,043	6.3	5.0	14,320	22,239	24,474	10.1	8.0
심장질환	1,123	1,458	1,528	4.8	4.5	13,719	23,396	26,085	11.5	9.6
대뇌혈관질환	784	921	966	4.9	3.0	17,257	25,915	27,867	7.5	7.1
악성신생물	1,043	1,513	1,602	5.9	6.3	41,246	66,224	74,917	13.1	8.9
간의질환	1,556	1,627	1,771	8.8	1.9	6,610	9,797	10,202	4.1	6.4
정신및행동장애	2,285	2,924	3,144	7.5	4.7	21,097	37,091	41,092	10.8	10.0
호흡기결핵	85	60	52	-12.5	-6.6	953	1,353	1,452	7.3	6.2
신경계질환	2,452	2,974	3,094	4.0	3.4	11,296	22,796	25,500	11.9	12.3
갑상선의 장애	1,137	1,299	1,375	5.9	2.8	2,224	3,127	3,385	8.2	6.2
만성신장병	118	206	228	10.7	9.9	11,734	18,126	19,472	7.4	7.5
관절염	4,073	4,709	4,857	3.1	2.5	14,854	21,625	23,483	8.6	6.8

주) 수진기준

주요 만성질환 진료인원



12개 만성질환의 산출기준

구분	상병코드 및 명칭	
만성질환	I10-I13, I15	고혈압
	E10-E14	당뇨병
	I05-I09, I20-I27, I30-I52	심장질환
	I60-I69	대뇌혈관질환
	C00-C97, D00-D09, D32-D33, D37-D48	악성신생물
	B18-B19, K70-K77	간의질환
	F00-F99, G40-G41	정신 및 행동장애
	A15-A16, A19	호흡기결핵
	G00-G37, G43-G83	신경계질환
	E00-E07	갑상선의 장애
	N18	만성신부전증
	M00-M09, M11-M19, M45	관절염

주) 수진기준(실제 진료받은 일자기준).
건강보험 급여실적(의료급여 및 비급여 제외)

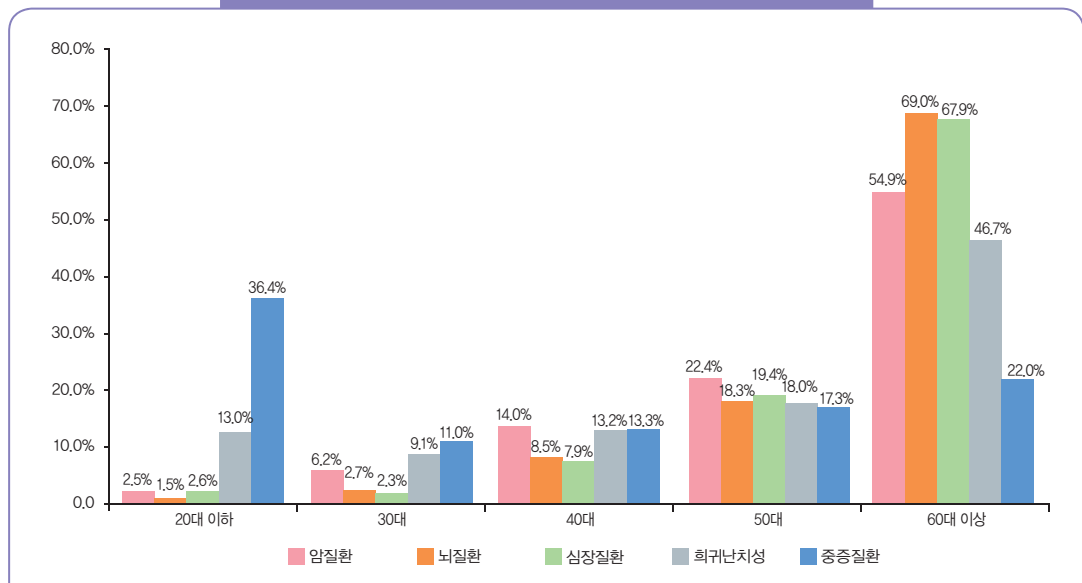
2018년 중증질환 산정특례 진료현황 ... 전체인원 209만 명

● 암질환 114만 명, 희귀난치 80만 명, 심장혈관 9만 9천 명, 뇌혈관 6만 5천 명, 중증화상 1만 7천 명 순으로 나타남

(단위 : 명)

구분	계	20대 이하	30대	40대	50대	60대 이상
계	2,091,680	140,580	148,098	276,030	425,272	1,101,700
(비율)	100.0%	6.7%	7.1%	13.2%	20.3%	52.7%
암질환	1,140,367	28,218	71,152	159,116	255,698	626,183
(비율)	100.0%	2.5%	6.2%	14.0%	22.4%	54.9%
뇌질환	65,210	967	1,777	5,526	11,942	44,998
(비율)	100.0%	1.5%	2.7%	8.5%	18.3%	69.0%
심장질환	98,867	2,551	2,267	7,764	19,156	67,129
(비율)	100.0%	2.6%	2.3%	7.9%	19.4%	67.9%
희귀난치성	800,596	104,008	72,743	105,538	144,425	373,882
(비율)	100.0%	13.0%	9.1%	13.2%	18.0%	46.7%
중증화상	17,612	6,404	1,942	2,342	3,050	3,874
(비율)	100.0%	36.4%	11.0%	13.3%	17.3%	22.0%

2018년 중증질환 산정특례 진료현황 점유율





제 I 편

건강보험 일반 현황

General Statistics in Health Insurance

제1장

Beneficiaries of Health Insurance

적용인구

제I-1표
Table I-1

연도별 보험자수 현황
Number of Insurers by Year

(단위 : 개)
Unit : Each

구 분 Division	1980	1990	1999	2007	2008	2009	2010	2011	2012	2013	2014	2015	2016	2017	2018
계 Total	432	409	141	1	1	1	1	1	1	1	1	1	1	1	1
국 민 건 강 보 험 공 단 N.H.I.S	-	-	- 1(178)	1(178)	1(178)	1(178)	1(178)	1(178)	1(178)	1(178)	1(178)	1(178)	1(178)	1(178)	1(178)
지 역 본 부 Headquarters	-	-	-	(6)	(6)	(6)	(6)	(6)	(6)	(6)	(6)	(6)	(6)	(6)	(6)
지 사 Branch Offices	-	-	-	(178)	(178)	(178)	(178)	(178)	(178)	(178)	(178)	(178)	(178)	(178)	(178)
출 장 소 (민원센터) Liaison Offices	-	-	-	(54)	(54)	(54)	(54)	(54)	(54)	(54)	(54)	(54)	(54)	(54)	(54)
국민의료보험 관 리 공 단 N.H.I.S	-	- 1(188)	-	-	-	-	-	-	-	-	-	-	-	-	-
지 사 Regional Offices	-	-	(161)	-	-	-	-	-	-	-	-	-	-	-	-
민 원 실 Service Support Offices	-	-	(27)	-	-	-	-	-	-	-	-	-	-	-	-
공 · 교 공 단 K.M.I.S	1	1	-	-	-	-	-	-	-	-	-	-	-	-	-
지 역 S.E	-	254	-	-	-	-	-	-	-	-	-	-	-	-	-
군 지 역 Rural	-	137	-	-	-	-	-	-	-	-	-	-	-	-	-
도 시 지 역 Urban	-	117	-	-	-	-	-	-	-	-	-	-	-	-	-
직 장 I.W	423	154	140	-	-	-	-	-	-	-	-	-	-	-	-
공 동 District	58	83	82	-	-	-	-	-	-	-	-	-	-	-	-
단 독 Individual	365	71	58	-	-	-	-	-	-	-	-	-	-	-	-
직 종 O.M.I	-	-	-	-	-	-	-	-	-	-	-	-	-	-	-
임 의 V.M.I	8	-	-	-	-	-	-	-	-	-	-	-	-	-	-

주 : 1) 직종 및 임의지역 의료보험조합은 '89.6.30일자로 해산
2) 공·교의료보험관리공단과 지역의료보험조합이 '98.10.1일 통합
3) 국민의료보험관리공단과 직장의료보험조합이 2000.7.1일 통합

Note : 1) Societies of O.M.I & V.M.I are dissolved on 30 June, 1989
2) K.M.I.C & S.E are integrated on 1 October, 1998
3) N.H.I.C & I.W are integrated on 1 July, 2000

Table I-2

연도별 의료보장

Beneficiaries of Health Insurance

구 분 Division				1985	1990	2000	2005	2008
의료보장 Medical Security				21,253,682	44,110,412	47,465,758	49,153,617	50,001,057
건 보	계 Total			17,994,913	40,180,023	45,895,749	47,392,052	48,159,718
	직 장 소 계 I.W. Sub-Total		소 계 Sub-Total	16,424,491	20,758,592	22,403,872	27,233,298	30,416,577
			가 입 자 Insured	4,946,558	6,511,164	7,267,972	9,745,597	11,616,958
			피부양자 Dependants	11,477,933	14,247,428	15,135,900	17,487,701	18,799,619
	- 근 로 자 C. E.		소 계 Sub-Total	12,214,830	16,155,231	17,577,672	22,561,285	25,774,412
			가 입 자 Insured	3,907,965	5,297,570	5,891,004	8,282,749	10,085,962
			피부양자 Dependants	8,306,865	10,857,661	11,686,668	14,278,536	15,688,450
	- 공 · 교 G. & T.		소 계 Sub-Total	4,209,661	4,603,361	4,826,200	4,672,013	4,642,165
			가 입 자 Insured	1,038,593	1,213,594	1,376,968	1,462,848	1,530,996
			피부양자 Dependants	3,171,068	3,389,767	3,449,232	3,209,165	3,111,169
	지 역 S.E	소 계	가 입 자 Insured	375,242	19,421,431	23,491,877	20,158,754	17,743,141
		S.T	(세 대 수) (Households)	84,700	5,616,344	8,215,282	8,384,173	8,058,086
		군지역	가 입 자 Insured	273,826	6,179,600	3,286,043	2,135,468	1,894,862
		Rural	(세 대 수) (Households)	60,957	1,659,061	1,144,395	904,189	876,923
		도 시	가 입 자 Insured	101,416	13,241,831	20,205,834	18,023,286	15,848,279
	Urban	(세 대 수) (Households)	23,743	3,957,283	7,070,887	7,479,984	7,181,163	
	직 종 O. M. I.		소 계 Sub-Total	954,108	-	-	-	-
가 입 자 Insured			229,208	-	-	-	-	
피부양자 Dependants			724,900	-	-	-	-	
임 의 V. M. I.		가 입 자 Insured	241,072	-	-	-	-	
		(세 대 수) (Households)	64,546	-	-	-	-	
계 Total				3,258,769	3,930,389	1,570,009	1,761,565	1,841,339
의료급여 Medical Aid		1종 Class1	642,434	695,000	810,684	996,449	1,024,848	
		2종 Class2	2,616,335	1,958,920	759,325	765,116	816,491	
		부조 Medical Assistant	-	1,276,469	-	-	-	

주 : 연도말 기준, '90년 의료급여는 보건복지부 책정기준

적용인구 현황

& Medical Aid by Year

(단위 : 명, 세대)

Unit : Person, Households

2009	2010	2011	2012	2013	2014	2015	2016	2017	2018
50,290,771	50,581,191	50,908,646	51,169,141	51,448,491	51,757,146	52,034,424	52,272,755	52,426,625	52,556,653
48,613,534	48,906,795	49,299,165	49,662,097	49,989,620	50,316,384	50,490,157	50,763,283	50,940,885	51,071,982
31,412,740	32,383,526	33,256,574	34,106,034	35,005,695	35,601,802	36,224,766	36,674,739	36,898,912	36,989,716
12,145,781	12,763,729	13,396,713	13,990,644	14,606,113	15,140,804	15,760,157	16,337,524	16,829,663	17,479,465
19,266,959	19,619,797	19,859,861	20,115,390	20,399,582	20,460,998	20,464,609	20,337,215	20,069,249	19,510,251
26,761,318	27,746,938	28,649,521	29,526,657	30,453,514	31,433,781	32,095,368	32,573,532	32,841,731	33,031,759
10,583,549	11,189,387	11,809,642	12,388,338	12,991,261	13,659,796	14,265,735	14,822,974	15,301,653	15,922,380
16,177,769	16,557,551	16,839,879	17,138,319	17,462,253	17,773,985	17,829,633	17,750,558	17,540,078	17,109,379
4,651,422	4,636,588	4,607,053	4,579,377	4,552,181	4,168,021	4,129,398	4,101,207	4,057,181	3,957,957
1,562,232	1,574,342	1,587,071	1,602,306	1,614,852	1,481,008	1,494,422	1,514,550	1,528,010	1,557,085
3,089,190	3,062,246	3,019,982	2,977,071	2,937,329	2,687,013	2,634,976	2,586,657	2,529,171	2,400,872
17,200,794	16,523,269	16,042,591	15,556,063	14,983,925	14,714,582	14,265,391	14,088,544	14,041,973	14,082,266
8,110,855	7,940,227	7,901,928	7,834,587	7,709,436	7,748,636	7,653,483	7,665,056	7,786,208	8,052,557
1,846,947	1,791,296	1,761,119	1,713,452	1,685,837	1,766,227	1,813,030	1,913,233	1,871,569	1,860,527
898,224	886,246	896,719	913,375	915,352	993,103	1,038,968	1,108,426	1,088,268	1,097,424
15,353,847	14,731,973	14,281,472	13,842,611	13,298,088	12,948,355	12,452,361	12,175,311	12,170,404	12,221,739
7,212,631	7,053,981	7,005,209	6,921,212	6,794,084	6,755,533	6,614,515	6,556,630	6,697,940	6,955,133
-	-	-	-	-	-	-	-	-	-
-	-	-	-	-	-	-	-	-	-
-	-	-	-	-	-	-	-	-	-
-	-	-	-	-	-	-	-	-	-
-	-	-	-	-	-	-	-	-	-
1,677,237	1,674,396	1,609,481	1,507,044	1,458,871	1,440,762	1,544,267	1,509,472	1,485,740	1,484,671
1,036,291	1,071,686	1,087,268	1,058,223	1,039,892	1,036,713	1,078,412	1,065,551	1,065,398	1,081,803
640,946	602,710	522,213	448,821	418,979	404,049	465,855	443,921	420,342	402,868
-	-	-	-	-	-	-	-	-	-

Note : As of the end of the Year , '90 Medical Assistant Population is as of estimate of Ministry of Health and Welfare

제I-3표

Table I-3

시도별 연령별 성별

Beneficiaries by Province, Age and

구 분 Division		계 T	0세 Age	1~4	5~9	10~14	15~19	20~24	25~29	30~34
계	T	52,556,653	320,203	1,678,113	2,342,885	2,329,641	2,804,977	3,466,605	3,545,476	3,338,670
남	M	26,295,967	164,248	860,406	1,203,702	1,202,750	1,461,061	1,829,426	1,884,549	1,737,381
여	F	26,260,686	155,955	817,707	1,139,183	1,126,891	1,343,916	1,637,179	1,660,927	1,601,289
서 울	Seoul	9,906,760	55,555	276,057	370,293	381,476	474,126	662,568	811,278	757,790
남	M	4,841,476	28,853	141,201	189,847	196,735	243,966	324,737	400,283	376,441
여	F	5,065,284	26,702	134,856	180,446	184,741	230,160	337,831	410,995	381,349
부 산	Busan	3,451,360	18,491	98,917	134,555	130,526	165,614	223,859	227,830	201,117
남	M	1,701,618	9,539	50,882	69,056	67,256	86,718	117,658	120,401	104,056
여	F	1,749,742	8,952	48,035	65,499	63,270	78,896	106,201	107,429	97,061
대 구	Daegu	2,474,313	13,988	75,409	106,063	109,446	140,302	173,303	162,810	140,599
남	M	1,227,248	7,065	38,633	54,497	56,944	74,271	92,946	89,192	74,968
여	F	1,247,065	6,923	36,776	51,566	52,502	66,031	80,357	73,618	65,631
인 천	Incheon	2,996,983	19,235	97,965	136,955	134,069	158,881	201,905	217,159	198,336
남	M	1,505,501	9,828	50,174	70,335	68,843	82,148	105,830	114,418	103,619
여	F	1,491,482	9,407	47,791	66,620	65,226	76,733	96,075	102,741	94,717
광 주	Gwangju	1,470,401	8,936	49,369	73,545	75,938	96,134	112,678	96,994	87,176
남	M	729,176	4,640	25,370	37,957	39,286	49,987	59,207	50,875	44,560
여	F	741,225	4,296	23,999	35,588	36,652	46,147	53,471	46,119	42,616
대 전	Daejeon	1,497,539	9,154	49,846	69,989	72,246	88,404	110,236	105,956	95,135
남	M	747,820	4,686	25,750	35,971	37,415	46,064	57,413	56,492	49,761
여	F	749,719	4,468	24,096	34,018	34,831	42,340	52,823	49,464	45,374
울 산	Ulsan	1,170,089	7,924	43,075	58,094	55,235	66,525	80,090	76,657	73,290
남	M	602,204	4,042	22,222	30,035	28,909	35,386	44,606	43,087	39,530
여	F	567,885	3,882	20,853	28,059	26,326	31,139	35,484	33,570	33,760
세 종	Sejong	317,781	3,577	17,466	23,457	20,366	16,313	16,192	18,738	24,480
남	M	159,042	1,838	8,956	12,004	10,155	8,244	8,602	9,267	12,021
여	F	158,739	1,739	8,510	11,453	10,211	8,069	7,590	9,471	12,459
경 기	Gyeonggi	13,380,094	88,787	474,838	661,186	645,196	739,935	883,800	931,533	896,275
남	M	6,760,071	45,421	243,331	339,303	331,018	383,422	466,941	499,711	469,227
여	F	6,620,023	43,366	231,507	321,883	314,178	356,513	416,859	431,822	427,048
강 원	Gangwon	1,546,392	8,143	41,950	62,726	65,937	84,034	100,115	85,717	77,097
남	M	778,517	4,102	21,490	32,120	34,259	44,013	55,526	48,572	41,088
여	F	767,875	4,041	20,460	30,606	31,678	40,021	44,589	37,145	36,009
충 북	Chungbuk	1,627,206	10,394	51,554	72,629	72,280	87,742	107,618	101,692	95,953
남	M	827,274	5,343	26,234	37,214	37,520	46,005	59,000	58,085	52,042
여	F	799,932	5,051	25,320	35,415	34,760	41,737	48,618	43,607	43,911
충 남	Chungnam	2,173,836	14,272	73,535	103,113	99,916	114,064	131,392	129,709	134,342
남	M	1,111,352	7,219	37,496	53,162	51,663	59,469	71,941	72,719	73,362
여	F	1,062,484	7,053	36,039	49,951	48,253	54,595	59,451	56,990	60,980
전 북	Jeonbuk	1,850,029	9,773	53,477	81,144	84,527	106,392	122,589	100,328	91,739
남	M	920,672	4,960	27,480	41,698	43,760	55,177	65,862	54,047	47,506
여	F	929,357	4,813	25,997	39,446	40,767	51,215	56,727	46,281	44,233
전 남	Jeonnam	1,896,986	10,862	54,827	79,864	80,437	103,168	117,752	95,784	89,487
남	M	951,381	5,543	28,061	40,742	41,603	53,978	64,644	52,350	47,094
여	F	945,605	5,319	26,766	39,122	38,834	49,190	53,108	43,434	42,393
경 북	Gyeongbuk	2,701,863	15,586	81,434	111,437	108,990	136,247	162,590	147,784	143,770
남	M	1,362,955	8,118	41,887	57,766	57,042	72,391	90,797	84,306	78,158
여	F	1,338,908	7,468	39,547	53,671	51,948	63,856	71,793	63,478	65,612
경 남	Gyeongnam	3,417,429	20,825	114,223	162,633	158,376	187,814	215,235	194,752	193,958
남	M	1,728,177	10,637	58,743	83,898	82,264	99,274	119,891	109,205	104,504
여	F	1,689,252	10,188	55,480	78,735	76,112	88,540	95,344	85,547	89,454
제 주	Jeju	677,592	4,701	24,171	35,202	34,680	39,282	44,683	40,755	38,126
남	M	341,483	2,414	12,496	18,097	18,078	20,548	23,825	21,539	19,444
여	F	336,109	2,287	11,675	17,105	16,602	18,734	20,858	19,216	18,682

주 : 연도말 기준

적용인구 현황(의료보장)

Gender (Health Insurance & Medical Aid)

(단위 : 명)

Unit : Person

35~39	40~44	45~49	50~54	55~59	60~64	65~69	70~74	75~79	80~84	85세 이상 and over
4,180,210	3,973,764	4,632,885	4,342,518	4,398,333	3,590,603	2,421,811	1,872,245	1,609,368	1,026,362	681,984
2,141,384	2,029,127	2,353,627	2,191,648	2,202,875	1,774,925	1,165,475	865,654	675,460	372,444	179,825
2,038,826	1,944,637	2,279,258	2,150,870	2,195,458	1,815,678	1,256,336	1,006,591	933,908	653,918	502,159
837,480	746,207	870,649	784,892	798,508	688,783	471,747	367,905	284,812	161,764	104,870
419,908	372,356	432,023	385,662	385,927	328,135	222,929	170,089	128,169	63,826	30,389
417,572	373,851	438,626	399,230	412,581	360,648	248,818	197,816	156,643	97,938	74,481
261,601	242,277	286,649	279,644	313,631	283,735	202,890	150,046	120,627	67,792	41,559
133,593	123,419	142,787	136,202	150,453	136,610	95,850	69,508	51,880	24,998	10,752
128,008	118,858	143,862	143,442	163,178	147,125	107,040	80,538	68,747	42,794	30,807
183,057	183,421	222,907	216,250	216,290	170,141	122,623	87,285	76,318	46,187	27,914
91,552	91,480	109,221	106,287	105,743	82,743	57,204	38,947	31,429	16,731	7,395
91,505	91,941	113,686	109,963	110,547	87,398	65,419	48,338	44,889	29,456	20,519
250,549	232,645	268,329	258,054	261,891	198,569	120,406	91,621	72,610	45,810	31,994
129,519	119,826	135,190	127,964	132,123	98,986	58,999	42,785	30,437	16,346	8,131
121,030	112,819	133,139	130,090	129,768	99,583	61,407	48,836	42,173	29,464	23,863
116,558	116,137	132,171	120,457	112,530	85,534	60,111	47,816	38,850	23,692	15,775
58,373	57,968	65,599	59,839	55,301	41,374	28,081	21,735	16,384	8,628	4,012
58,185	58,169	66,572	60,618	57,229	44,160	32,030	26,081	22,466	15,064	11,763
116,706	115,211	135,775	122,700	121,248	97,124	62,518	46,186	38,338	24,318	16,449
58,798	57,412	67,852	61,055	59,806	47,633	30,354	21,528	16,301	9,011	4,518
57,908	57,799	67,923	61,645	61,442	49,491	32,164	24,658	22,037	15,307	11,931
97,281	89,963	106,830	108,945	104,300	78,088	47,847	30,530	23,232	13,403	8,780
50,478	46,334	53,163	55,557	53,906	39,657	24,126	14,853	9,973	4,425	1,915
46,803	43,629	53,667	53,388	50,394	38,431	23,721	15,677	13,259	8,978	6,865
35,070	31,283	27,728	20,307	18,704	14,974	9,563	6,599	5,884	4,054	3,026
17,072	15,864	14,991	10,588	9,573	7,459	4,634	3,106	2,464	1,456	748
17,998	15,419	12,737	9,719	9,131	7,515	4,929	3,493	3,420	2,598	2,278
1,148,116	1,093,985	1,246,135	1,124,428	1,073,815	816,541	504,768	391,254	319,656	203,896	135,950
589,065	558,155	632,422	568,426	547,392	409,563	244,902	181,392	136,397	76,295	37,688
559,051	535,830	613,713	556,002	526,423	406,978	259,866	209,862	183,259	127,601	98,262
100,410	105,577	129,050	128,106	143,909	126,775	80,043	69,794	65,911	42,478	28,620
51,312	54,054	67,537	66,277	72,431	64,034	38,708	32,283	27,574	15,694	7,443
49,098	51,523	61,513	61,829	71,478	62,741	41,335	37,511	38,337	26,784	21,177
118,422	116,129	136,640	135,649	140,144	119,111	77,066	60,226	57,942	40,078	25,937
62,119	60,419	70,853	69,806	71,694	60,201	37,854	28,055	23,908	14,251	6,671
56,303	55,710	65,787	65,843	68,450	58,910	39,212	32,171	34,034	25,827	19,266
169,980	159,663	179,571	169,185	176,035	146,698	105,047	83,464	80,720	61,520	41,610
91,178	85,283	96,170	89,277	90,888	73,740	51,323	39,284	32,953	22,500	11,725
78,802	74,380	83,401	79,908	85,147	72,958	53,724	44,180	47,767	39,020	29,885
120,912	128,767	154,238	149,617	156,869	132,964	99,891	83,210	79,029	55,741	38,822
62,294	66,284	80,573	77,692	79,347	66,370	48,143	38,299	31,451	19,547	10,182
58,618	62,483	73,665	71,925	77,522	66,594	51,748	44,911	47,578	36,194	28,640
120,294	122,643	150,657	155,787	165,727	138,474	107,993	94,736	96,970	66,355	45,169
63,500	65,583	81,377	84,210	85,989	70,540	52,820	42,999	37,856	21,746	10,746
56,794	57,060	69,280	71,577	79,738	67,934	55,173	51,737	59,114	44,609	34,423
185,852	182,363	219,966	224,882	245,151	208,674	157,504	115,634	118,507	81,128	54,364
97,549	95,382	115,191	116,447	124,506	104,879	76,432	53,497	47,086	27,762	13,759
88,303	86,981	104,775	108,435	120,645	103,795	81,072	62,137	71,421	53,366	40,605
264,606	254,878	303,019	287,684	296,239	241,840	164,494	121,932	110,304	74,284	50,333
138,160	131,951	155,980	146,908	150,395	121,546	80,012	55,971	42,942	24,332	11,564
126,446	122,927	147,039	140,776	145,844	120,294	84,482	65,961	67,362	49,952	38,769
53,316	52,615	62,571	55,931	53,342	42,578	27,300	24,007	19,658	13,862	10,812
26,914	27,357	32,698	29,451	27,401	21,455	13,104	11,323	8,256	4,896	2,187
26,402	25,258	29,873	26,480	25,941	21,123	14,196	12,684	11,402	8,966	8,625

Note : As of the end of the Year

제I-3-1표

Table I-3-1

시도별 연령별 성별 Beneficiaries by Province,

구 분 Division		계 T	0세 Age	1~4	5~9	10~14	15~19	20~24	25~29	30~34
계	T	51,071,982	317,317	1,657,907	2,298,958	2,268,830	2,703,825	3,388,469	3,516,964	3,315,000
남	M	25,619,518	162,766	850,215	1,181,383	1,171,788	1,409,834	1,789,455	1,869,720	1,726,712
여	F	25,452,464	154,551	807,692	1,117,575	1,097,042	1,293,991	1,599,014	1,647,244	1,588,288
서울	Seoul	9,657,503	54,817	272,416	363,902	372,820	458,707	649,003	805,676	753,872
남	M	4,725,208	28,450	139,289	186,524	192,357	236,275	317,571	397,356	374,595
여	F	4,932,295	26,367	133,127	177,378	180,463	222,432	331,432	408,320	379,277
부산	Busan	3,313,495	18,310	97,560	131,471	125,819	157,082	216,514	225,346	199,368
남	M	1,638,760	9,448	50,179	67,449	64,896	82,387	114,021	119,023	103,285
여	F	1,674,735	8,862	47,381	64,022	60,923	74,695	102,493	106,323	96,083
대구	Daegu	2,376,565	13,842	74,306	103,380	105,516	133,066	167,124	160,738	139,134
남	M	1,183,990	6,994	38,104	53,147	54,932	70,602	89,814	88,018	74,268
여	F	1,192,575	6,848	36,202	50,233	50,584	62,464	77,310	72,720	64,866
인천	Incheon	2,905,019	19,019	96,389	133,581	129,829	152,353	197,121	215,287	196,783
남	M	1,464,234	9,721	49,374	68,588	66,688	78,907	103,354	113,551	102,972
여	F	1,440,785	9,298	47,015	64,993	63,141	73,446	93,767	101,736	93,811
광주	Gwangju	1,405,633	8,756	48,161	70,972	72,660	90,544	107,403	94,907	85,690
남	M	699,727	4,557	24,722	36,655	37,610	47,141	56,556	49,765	43,922
여	F	705,906	4,199	23,439	34,317	35,050	43,403	50,847	45,142	41,768
대전	Daejeon	1,449,184	9,042	49,043	68,429	69,993	84,393	107,163	104,860	94,319
남	M	725,773	4,624	25,341	35,165	36,275	43,977	55,870	55,964	49,400
여	F	723,411	4,418	23,702	33,264	33,718	40,416	51,293	48,896	44,919
울산	Ulsan	1,151,253	7,883	42,802	57,505	54,398	65,291	79,262	76,378	72,980
남	M	593,477	4,020	22,080	29,732	28,478	34,760	44,169	42,946	39,410
여	F	557,776	3,863	20,722	27,773	25,920	30,531	35,093	33,432	33,570
세종	Sejong	313,774	3,569	17,398	23,306	20,160	16,073	16,018	18,682	24,402
남	M	157,163	1,835	8,927	11,934	10,062	8,124	8,517	9,242	11,978
여	F	156,611	1,734	8,471	11,372	10,098	7,949	7,501	9,440	12,424
경기	Gyeonggi	13,141,384	88,379	471,339	653,649	635,247	724,425	872,478	927,087	892,481
남	M	6,652,846	45,209	241,617	335,611	325,959	375,598	461,210	497,536	467,591
여	F	6,488,538	43,170	229,722	318,038	309,288	348,827	411,268	429,551	424,890
강원	Gangwon	1,488,261	8,087	41,351	61,210	63,665	80,044	97,264	84,862	76,273
남	M	751,996	4,078	21,168	31,346	33,089	41,963	54,066	48,095	40,690
여	F	736,265	4,009	20,183	29,864	30,576	38,081	43,198	36,767	35,583
충북	Chungbuk	1,578,763	10,308	50,863	71,046	70,240	84,515	105,526	100,903	95,054
남	M	805,055	5,294	25,911	36,417	36,456	44,368	57,898	57,667	51,631
여	F	773,708	5,014	24,952	34,629	33,784	40,147	47,628	43,236	43,423
충남	Chungnam	2,117,611	14,188	72,719	101,394	97,420	110,352	129,096	128,883	133,458
남	M	1,085,557	7,179	37,091	52,298	50,394	57,569	70,758	72,323	72,977
여	F	1,032,054	7,009	35,628	49,096	47,026	52,783	58,338	56,560	60,481
전북	Jeonbuk	1,762,489	9,598	52,286	78,137	80,200	99,421	117,354	98,633	90,265
남	M	881,235	4,868	26,887	40,149	41,578	51,682	63,282	53,157	46,857
여	F	881,254	4,730	25,399	37,988	38,622	47,739	54,072	45,476	43,408
전남	Jeonnam	1,822,224	10,737	53,864	77,539	77,269	97,789	114,351	94,556	88,199
남	M	916,471	5,482	27,572	39,574	39,976	51,197	62,890	51,704	46,508
여	F	905,753	5,255	26,292	37,965	37,293	46,592	51,461	42,852	41,691
경북	Gyeongbuk	2,607,354	15,459	80,459	109,034	105,359	130,304	158,339	146,353	142,301
남	M	1,320,543	8,056	41,405	56,546	55,159	69,336	88,615	83,527	77,447
여	F	1,286,811	7,403	39,054	52,488	50,200	60,968	69,724	62,826	64,854
경남	Gyeongnam	3,323,860	20,681	113,127	160,000	154,696	181,851	210,936	193,396	192,600
남	M	1,685,057	10,572	58,230	82,573	80,394	96,236	117,658	108,462	103,871
여	F	1,638,803	10,109	54,897	77,427	74,302	85,615	93,278	84,934	88,729
제주	Jeju	657,610	4,642	23,824	34,403	33,539	37,615	43,517	40,417	37,821
남	M	332,426	2,379	12,318	17,675	17,485	19,712	23,206	21,384	19,310
여	F	325,184	2,263	11,506	16,728	16,054	17,903	20,311	19,033	18,511

주 : 1) 연도말 기준

2) 주민등록 실거주지 기준

적용인구 현황(건강보험)

Age and Gender (Health Insurance)

(단위 : 명)

Unit : Person

35~39	40~44	45~49	50~54	55~59	60~64	65~69	70~74	75~79	80~84	85세 이상 and over
4,139,262	3,912,544	4,528,616	4,218,677	4,255,221	3,458,099	2,304,921	1,759,969	1,491,150	934,850	601,403
2,123,807	2,002,388	2,304,596	2,124,657	2,119,237	1,701,414	1,109,482	820,396	636,204	349,561	165,903
2,015,455	1,910,156	2,224,020	2,094,020	2,135,984	1,756,685	1,195,439	939,573	854,946	585,289	435,500
831,315	736,913	853,587	763,805	773,708	665,193	450,471	346,752	263,873	147,292	93,381
417,022	368,197	424,103	374,551	371,414	314,937	212,600	161,211	120,650	59,804	28,302
414,293	368,716	429,484	389,254	402,294	350,256	237,871	185,541	143,223	87,488	65,079
258,114	236,850	276,880	267,907	299,757	269,494	190,472	138,878	108,967	59,506	35,200
132,055	120,939	138,133	129,818	142,309	128,860	89,985	65,238	48,131	22,966	9,638
126,059	115,911	138,747	138,089	157,448	140,634	100,487	73,640	60,836	36,540	25,562
180,323	179,119	215,196	207,269	206,370	161,769	114,984	80,734	69,172	40,766	23,757
90,457	89,709	105,921	101,702	100,258	78,269	53,816	36,506	29,231	15,514	6,728
89,866	89,410	109,275	105,567	106,112	83,500	61,168	44,228	39,941	25,252	17,029
247,779	228,539	261,502	250,606	253,444	190,758	113,829	84,986	65,644	40,285	27,285
128,423	118,192	132,147	124,028	127,289	94,753	55,900	40,166	28,142	14,815	7,224
119,356	110,347	129,355	126,578	126,155	96,005	57,929	44,820	37,502	25,470	20,061
114,292	112,956	127,070	114,756	106,188	80,330	56,141	44,357	35,542	21,222	13,686
57,489	56,714	63,447	57,101	51,881	38,613	26,146	20,319	15,333	8,053	3,703
56,803	56,242	63,623	57,655	54,307	41,717	29,995	24,038	20,209	13,169	9,983
115,297	112,988	132,014	118,556	116,720	92,906	58,929	42,943	35,145	21,989	14,455
58,228	56,497	66,152	58,963	57,305	45,406	28,658	20,183	15,217	8,416	4,132
57,069	56,491	65,862	59,593	59,415	47,500	30,271	22,760	19,928	13,573	10,323
96,687	89,145	105,455	107,401	102,550	76,252	46,140	29,060	21,753	12,383	7,928
50,205	45,976	52,507	54,673	52,872	38,662	23,332	14,244	9,452	4,181	1,778
46,482	43,169	52,948	52,728	49,678	37,590	22,808	14,816	12,301	8,202	6,150
34,945	31,095	27,457	20,016	18,327	14,630	9,267	6,326	5,554	3,768	2,781
17,015	15,758	14,851	10,427	9,342	7,255	4,479	3,005	2,345	1,375	692
17,930	15,337	12,606	9,589	8,985	7,375	4,788	3,321	3,209	2,393	2,089
1,141,581	1,084,545	1,229,953	1,105,355	1,051,887	796,304	486,382	371,972	299,111	187,647	121,562
586,374	554,220	625,012	558,069	534,495	398,335	236,015	173,615	129,417	71,972	34,991
555,207	530,325	604,941	547,286	517,392	397,969	250,367	198,357	169,694	115,675	86,571
98,955	103,347	125,293	123,562	138,260	121,494	75,692	65,198	60,791	38,298	24,615
50,674	53,072	65,623	63,718	69,100	61,052	36,672	30,471	25,856	14,606	6,657
48,281	50,275	59,670	59,844	69,160	60,442	39,020	34,727	34,935	23,692	17,958
116,920	114,094	133,459	131,674	135,531	114,625	73,325	56,549	54,018	36,933	23,180
61,475	59,480	69,277	67,599	68,990	57,705	36,079	26,576	22,586	13,445	6,201
55,445	54,614	64,182	64,075	66,541	56,920	37,246	29,973	31,432	23,488	16,979
168,292	157,214	175,725	164,600	170,736	141,670	100,757	79,129	76,163	57,678	38,137
90,445	84,170	94,256	86,704	87,726	70,937	49,227	37,528	31,403	21,507	11,065
77,847	73,044	81,469	77,896	83,010	70,733	51,530	41,601	44,760	36,171	27,072
118,328	124,929	148,093	142,577	148,905	125,786	93,521	77,361	72,753	50,583	33,759
61,213	64,680	77,783	73,917	74,727	62,347	44,998	35,936	29,473	18,367	9,334
57,115	60,249	70,310	68,660	74,178	63,439	48,523	41,425	43,280	32,216	24,425
118,282	119,685	145,965	149,746	158,561	132,331	102,483	89,201	91,041	60,987	39,638
62,599	64,147	78,938	80,660	81,518	66,821	49,913	40,593	35,905	20,577	9,897
55,683	55,538	67,027	69,086	77,043	65,510	52,570	48,608	55,136	40,410	29,741
183,205	178,304	213,509	216,949	235,914	200,260	149,901	108,858	110,357	74,493	47,996
96,350	93,505	111,907	111,910	119,032	100,271	72,974	50,913	44,546	26,279	12,765
86,855	84,799	101,602	105,039	116,882	99,989	76,927	57,945	68,811	48,214	35,231
262,168	251,031	296,238	279,534	286,723	233,201	156,690	115,016	102,952	68,337	44,683
137,089	130,117	152,477	142,217	144,565	116,600	76,250	53,174	40,721	23,076	10,775
125,079	120,914	143,761	137,317	142,158	116,601	80,440	61,842	62,231	45,261	33,908
52,779	51,790	61,220	54,364	51,640	41,096	25,937	22,649	18,314	12,683	9,360
26,694	27,015	32,062	28,600	26,414	20,591	12,438	10,718	7,796	4,608	2,021
26,085	24,775	29,158	25,764	25,226	20,505	13,499	11,931	10,518	8,075	7,339

Note : 1) As of the end of the Year

2) Based on the resident place

제I-3-2표

Table I-3-2

시도별 연령별 성별
Beneficiaries by Province,

구 분 Division		계 T	0세 Age	1~4	5~9	10~14	15~19	20~24	25~29	30~34
계	T	36,989,716	251,259	1,343,835	1,838,800	1,785,311	2,087,583	2,654,281	2,832,753	2,503,367
남	M	18,543,285	128,891	689,662	945,772	922,228	1,089,026	1,381,053	1,511,439	1,311,633
여	F	18,446,431	122,368	654,173	893,028	863,083	998,557	1,273,228	1,321,314	1,191,734
가입자	The Insured	17,479,465	0	20	77	102	77,801	841,715	1,934,850	1,975,591
남	M	10,347,414	0	13	51	70	41,214	368,518	1,018,247	1,180,887
여	F	7,132,051	0	7	26	32	36,587	473,197	916,603	794,704
피부양자	Dependents	19,510,251	251,259	1,343,815	1,838,723	1,785,209	2,009,782	1,812,566	897,903	527,776
남	M	8,195,871	128,891	689,649	945,721	922,158	1,047,812	1,012,535	493,192	130,746
여	F	11,314,380	122,368	654,166	893,002	863,051	961,970	800,031	404,711	397,030
서울	Seoul	6,973,331	45,130	225,211	295,409	297,457	357,107	508,625	648,259	569,912
남	M	3,409,300	23,417	115,254	151,745	153,548	184,025	242,497	316,041	281,710
여	F	3,564,031	21,713	109,957	143,664	143,909	173,082	266,128	332,218	288,202
부산	Busan	2,365,317	14,374	77,848	103,839	97,640	118,847	167,033	178,422	145,366
남	M	1,166,070	7,449	40,008	53,292	50,385	62,212	86,510	94,015	75,163
여	F	1,199,247	6,925	37,840	50,547	47,255	56,635	80,523	84,407	70,203
대구	Daegu	1,719,059	10,731	59,489	81,896	82,420	102,307	129,946	127,647	102,456
남	M	852,933	5,391	30,449	42,038	42,942	54,350	68,847	69,994	54,650
여	F	866,126	5,340	29,040	39,858	39,478	47,957	61,099	57,653	47,806
인천	Incheon	2,109,506	14,597	76,969	105,788	101,642	117,607	154,469	172,088	146,066
남	M	1,060,260	7,462	39,430	54,305	52,099	61,086	79,630	91,104	77,101
여	F	1,049,246	7,135	37,539	51,483	49,543	56,521	74,839	80,984	68,965
광주	Gwangju	1,040,429	6,901	39,108	57,414	58,710	71,878	84,501	75,089	62,774
남	M	516,171	3,583	20,093	29,799	30,372	37,444	43,981	39,438	31,946
여	F	524,258	3,318	19,015	27,615	28,338	34,434	40,520	35,651	30,828
대전	Daejeon	1,071,175	7,278	40,336	55,783	56,408	66,730	84,120	84,042	71,256
남	M	535,461	3,753	20,818	28,663	29,248	34,802	43,258	44,822	37,280
여	F	535,714	3,525	19,518	27,120	27,160	31,928	40,862	39,220	33,976
울산	Ulsan	872,902	6,451	35,414	46,956	43,950	52,499	65,323	63,211	56,520
남	M	454,628	3,272	18,268	24,275	22,970	28,030	36,224	36,160	31,028
여	F	418,274	3,179	17,146	22,681	20,980	24,469	29,099	27,051	25,492
세종	Sejong	253,061	3,069	15,238	20,434	17,441	13,590	13,293	15,767	20,301
남	M	127,152	1,575	7,808	10,465	8,739	6,831	7,025	7,831	10,028
여	F	125,909	1,494	7,430	9,969	8,702	6,759	6,268	7,936	10,273
경기	Gyeonggi	9,712,257	71,577	389,013	533,395	509,732	568,503	693,353	756,327	688,274
남	M	4,923,978	36,612	199,672	274,151	261,662	294,638	361,554	409,290	364,606
여	F	4,788,279	34,965	189,341	259,244	248,070	273,865	331,799	347,037	323,668
강원	Gangwon	1,036,102	6,357	33,355	48,495	49,506	60,771	75,171	68,217	57,102
남	M	523,243	3,185	17,116	24,792	25,736	31,810	41,408	39,086	30,642
여	F	512,859	3,172	16,239	23,703	23,770	28,961	33,763	29,131	26,460
충북	Chungbuk	1,152,546	8,136	41,393	57,158	55,241	65,755	83,808	83,422	73,516
남	M	587,651	4,184	21,101	29,274	28,711	34,596	45,561	48,391	40,481
여	F	564,895	3,952	20,292	27,884	26,530	31,159	38,247	35,031	33,035
충남	Chungnam	1,519,246	11,262	59,084	80,735	75,609	83,695	99,619	104,349	103,236
남	M	779,272	5,709	30,245	41,631	39,286	43,754	54,090	59,539	57,437
여	F	739,974	5,553	28,839	39,104	36,323	39,941	45,529	44,810	45,799
전북	Jeonbuk	1,247,410	6,995	40,199	59,938	60,689	74,740	90,326	78,068	65,283
남	M	616,931	3,514	20,640	30,881	31,474	38,810	48,061	42,266	33,938
여	F	630,479	3,481	19,559	29,057	29,215	35,930	42,265	35,802	31,345
전남	Jeonnam	1,243,012	7,483	40,051	57,247	56,058	70,509	85,571	73,791	62,900
남	M	621,623	3,863	20,634	29,178	28,908	36,952	46,328	40,704	33,493
여	F	621,389	3,620	19,417	28,069	27,150	33,557	39,243	33,087	29,407
경북	Gyeongbuk	1,841,557	11,583	62,873	83,105	78,819	97,167	122,046	116,534	105,421
남	M	931,725	6,061	32,386	43,224	41,244	51,823	67,786	67,387	58,290
여	F	909,832	5,522	30,487	39,881	37,575	45,344	54,260	49,147	47,131
경남	Gyeongnam	2,389,988	16,066	90,373	125,912	119,431	138,634	164,374	155,758	146,010
남	M	1,214,612	8,190	46,520	65,039	62,113	73,559	91,205	88,503	79,986
여	F	1,175,376	7,876	43,853	60,873	57,318	65,075	73,169	67,255	66,024
제주	Jeju	442,818	3,269	17,881	25,296	24,558	27,244	32,703	31,762	26,974
남	M	222,275	1,671	9,220	13,020	12,791	14,304	17,088	16,868	13,854
여	F	220,543	1,598	8,661	12,276	11,767	12,940	15,615	14,894	13,120

주 : 1) 연도말 기준

2) 주민등록 실거주지 기준

적용인구 현황(직장)

Age and Gender(I,W)

(단위 : 명)

Unit : Person

35~39	40~44	45~49	50~54	55~59	60~64	65~69	70~74	75~79	80~84	85세 이상 and over
3,053,098	2,781,151	3,083,371	2,825,799	2,822,819	2,254,641	1,535,706	1,208,667	1,056,135	665,301	405,839
1,575,581	1,423,522	1,560,021	1,406,588	1,395,911	1,097,739	727,470	556,679	449,043	253,234	117,793
1,477,517	1,357,629	1,523,350	1,419,211	1,426,908	1,156,902	808,236	651,988	607,092	412,067	288,046
2,357,184	2,171,929	2,404,591	2,065,218	1,776,482	1,061,942	487,132	221,969	79,155	18,876	4,831
1,469,768	1,329,841	1,431,623	1,216,082	1,072,840	658,734	321,833	158,271	60,367	15,289	3,766
887,416	842,088	972,968	849,136	703,642	403,208	165,299	63,698	18,788	3,587	1,065
695,914	609,222	678,780	760,581	1,046,337	1,192,699	1,048,574	986,698	976,980	646,425	401,008
105,813	93,681	128,398	190,506	323,071	439,005	405,637	398,408	388,676	237,945	114,027
590,101	515,541	550,382	570,075	723,266	753,694	642,937	588,290	588,304	408,480	286,981
612,347	525,783	580,226	505,679	507,222	430,087	294,695	230,862	177,644	99,608	62,068
307,730	262,872	288,384	247,218	242,677	204,591	139,215	107,318	81,468	40,664	18,926
304,617	262,911	291,842	258,461	264,545	225,496	155,480	123,544	96,176	58,944	43,142
184,377	162,184	182,289	178,373	200,509	178,693	129,666	97,834	79,281	43,826	24,916
94,238	82,513	90,182	85,401	94,837	84,777	60,270	45,559	34,902	17,208	7,149
90,139	79,671	92,107	92,972	105,672	93,916	69,396	52,275	44,379	26,618	17,767
129,712	125,221	145,559	140,221	140,027	108,605	78,504	56,724	50,525	30,262	16,807
65,055	62,397	70,854	67,409	67,362	52,049	36,115	25,182	21,091	11,716	5,042
64,657	62,824	74,705	72,812	72,665	56,556	42,389	31,542	29,434	18,546	11,765
181,779	162,699	178,425	169,636	170,422	126,278	77,489	59,353	46,754	28,857	18,588
94,820	84,284	89,499	82,336	84,575	61,526	37,365	27,764	19,889	10,841	5,144
86,959	78,415	88,926	87,300	85,847	64,752	40,124	31,589	26,865	18,016	13,444
83,035	80,671	88,824	79,632	73,306	54,553	38,456	31,771	27,108	16,608	10,090
41,689	40,344	44,078	39,479	35,729	25,916	17,477	14,151	11,369	6,380	2,903
41,346	40,327	44,746	40,153	37,577	28,637	20,979	17,620	15,739	10,228	7,187
85,263	81,458	92,665	82,083	79,972	62,071	39,364	29,751	25,565	16,488	10,542
43,106	40,501	46,179	40,733	39,226	30,242	18,746	13,732	10,874	6,345	3,133
42,157	40,957	46,486	41,350	40,746	31,829	20,618	16,019	14,691	10,143	7,409
72,771	64,696	75,052	78,530	74,142	52,651	31,973	20,777	16,350	9,662	5,974
38,483	33,781	37,513	40,671	39,389	26,871	16,163	9,965	6,987	3,224	1,354
34,288	30,915	37,539	37,859	34,753	25,780	15,810	10,812	9,363	6,438	4,620
29,256	25,447	21,541	14,954	13,039	9,955	6,361	4,506	4,058	2,790	2,021
14,393	13,062	11,736	7,896	6,683	4,874	2,930	2,078	1,668	1,014	516
14,863	12,385	9,805	7,058	6,356	5,081	3,431	2,428	2,390	1,776	1,505
868,392	798,721	861,758	754,836	705,532	519,742	322,940	252,994	206,624	129,157	81,387
449,893	410,485	438,274	377,432	355,914	256,826	154,088	116,968	88,885	49,219	23,809
418,499	388,236	423,484	377,404	349,618	262,916	168,852	136,026	117,739	79,938	57,578
71,471	71,865	82,630	78,791	86,487	74,328	47,111	42,120	40,820	25,987	15,518
36,782	36,798	42,853	39,821	42,519	36,926	22,287	19,485	17,310	10,186	4,501
34,689	35,067	39,777	38,970	43,968	37,402	24,824	22,635	23,510	15,801	11,017
87,232	81,622	91,214	88,642	89,818	75,650	48,910	39,268	39,230	26,768	15,763
46,369	42,527	46,748	44,666	45,120	37,403	23,598	18,099	16,343	9,999	4,480
40,863	39,095	44,466	43,976	44,698	38,247	25,312	21,169	22,887	16,769	11,283
126,075	111,359	117,565	106,338	108,462	89,564	66,161	54,478	54,811	41,498	25,346
68,861	59,780	62,372	54,907	54,669	43,683	31,441	25,327	22,684	15,969	7,888
57,214	51,579	55,193	51,431	53,793	45,881	34,720	29,151	32,127	25,529	17,458
83,133	84,268	97,578	93,486	97,943	81,994	63,508	54,844	53,962	37,489	22,967
42,956	42,809	49,932	46,780	47,723	39,411	29,664	24,911	21,904	14,229	7,028
40,177	41,459	47,646	46,706	50,220	42,583	33,844	29,933	32,058	23,260	15,939
81,064	77,886	92,212	94,487	99,769	83,418	67,991	61,545	64,193	42,021	24,816
43,049	41,118	48,563	49,794	50,409	41,002	32,137	27,616	25,777	15,120	6,978
38,015	36,768	43,649	44,693	49,360	42,416	35,854	33,929	38,416	26,901	17,838
129,919	118,904	138,633	141,295	155,318	131,404	102,362	77,366	81,571	54,795	32,442
69,220	62,110	71,287	71,351	77,595	64,667	48,785	35,842	33,081	20,196	9,390
60,699	56,794	67,346	69,944	77,723	66,737	53,577	41,524	48,490	34,599	23,052
191,795	175,301	199,561	185,744	189,157	150,937	104,599	79,967	75,232	50,613	30,524
100,988	90,933	102,123	93,717	95,621	74,790	49,920	36,022	29,616	17,640	8,127
90,807	84,368	97,438	92,027	93,536	76,147	54,679	43,945	45,616	32,973	22,397
35,477	33,066	37,639	33,072	31,694	24,711	15,616	14,507	12,407	8,872	6,070
17,949	17,208	19,444	16,977	15,863	12,185	7,269	6,660	5,195	3,284	1,425
17,528	15,858	18,195	16,095	15,831	12,526	8,347	7,847	7,212	5,588	4,645

Note : 1) As of the end of the Year

2) Based on the resident place

제I-3-3표

Table I-3-3

시도별 연령별 성별 Beneficiaries by Province,

구 분 Division		계 T	0세 Age	1~4	5~9	10~14	15~19	20~24	25~29	30~34
세 대 수	Householder	8,052,557	579	7,087	18,685	24,886	33,104	106,263	229,106	375,263
	M	5,279,372	285	3,658	9,610	12,912	16,644	60,441	128,748	232,410
	F	2,773,185	294	3,429	9,075	11,974	16,460	45,822	100,358	142,853
가입자	Beneficiary	14,082,266	66,058	314,072	460,158	483,519	616,242	734,188	684,211	811,633
	M	7,076,233	33,875	160,553	235,611	249,560	320,808	408,402	358,281	415,079
	F	7,006,033	32,183	153,519	224,547	233,959	295,434	325,786	325,930	396,554
서 울	Seoul	2,684,172	9,687	47,205	68,493	75,363	101,600	140,378	157,417	183,960
	M	1,315,908	5,033	24,035	34,779	38,809	52,250	75,074	81,315	92,885
	F	1,368,264	4,654	23,170	33,714	36,554	49,350	65,304	76,102	91,075
부 산	Busan	948,178	3,936	19,712	27,632	28,179	38,235	49,481	46,924	54,002
	M	472,690	1,999	10,171	14,157	14,511	20,175	27,511	25,008	28,122
	F	475,488	1,937	9,541	13,475	13,668	18,060	21,970	21,916	25,880
대 구	Daegu	657,506	3,111	14,817	21,484	23,096	30,759	37,178	33,091	36,678
	M	331,057	1,603	7,655	11,109	11,990	16,252	20,967	18,024	19,618
	F	326,449	1,508	7,162	10,375	11,106	14,507	16,211	15,067	17,060
인 천	Incheon	795,513	4,422	19,420	27,793	28,187	34,746	42,652	43,199	50,717
	M	403,974	2,259	9,944	14,283	14,589	17,821	23,724	22,447	25,871
	F	391,539	2,163	9,476	13,510	13,598	16,925	18,928	20,752	24,846
광 주	Gwangju	365,204	1,855	9,053	13,558	13,950	18,666	22,902	19,818	22,916
	M	183,556	974	4,629	6,856	7,238	9,697	12,575	10,327	11,976
	F	181,648	881	4,424	6,702	6,712	8,969	10,327	9,491	10,940
대 전	Daejeon	378,009	1,764	8,707	12,646	13,585	17,663	23,043	20,818	23,063
	M	190,312	871	4,523	6,502	7,027	9,175	12,612	11,142	12,120
	F	187,697	893	4,184	6,144	6,558	8,488	10,431	9,676	10,943
울 산	Ulsan	278,351	1,432	7,388	10,549	10,448	12,792	13,939	13,167	16,460
	M	138,849	748	3,812	5,457	5,508	6,730	7,945	6,786	8,382
	F	139,502	684	3,576	5,092	4,940	6,062	5,994	6,381	8,078
세 종	Sejong	60,713	500	2,160	2,872	2,719	2,483	2,725	2,915	4,101
	M	30,011	260	1,119	1,469	1,323	1,293	1,492	1,411	1,950
	F	30,702	240	1,041	1,403	1,396	1,190	1,233	1,504	2,151
경 기	Gyeonggi	3,429,127	16,802	82,326	120,254	125,515	155,922	179,125	170,760	204,207
	M	1,728,868	8,597	41,945	61,460	64,297	80,960	99,656	88,246	102,985
	F	1,700,259	8,205	40,381	58,794	61,218	74,962	79,469	82,514	101,222
강 원	Gangwon	452,159	1,730	7,996	12,715	14,159	19,273	22,093	16,645	19,171
	M	228,753	893	4,052	6,554	7,353	10,153	12,658	9,009	10,048
	F	223,406	837	3,944	6,161	6,806	9,120	9,435	7,636	9,123
충 북	Chungbuk	426,217	2,172	9,470	13,888	14,999	18,760	21,718	17,481	21,538
	M	217,404	1,110	4,810	7,143	7,745	9,772	12,337	9,276	11,150
	F	208,813	1,062	4,660	6,745	7,254	8,988	9,381	8,205	10,388
충 남	Chungnam	598,365	2,926	13,635	20,659	21,811	26,657	29,477	24,534	30,222
	M	306,285	1,470	6,846	10,667	11,108	13,815	16,668	12,784	15,540
	F	292,080	1,456	6,789	9,992	10,703	12,842	12,809	11,750	14,682
전 북	Jeonbuk	515,079	2,603	12,087	18,199	19,511	24,681	27,028	20,565	24,982
	M	264,304	1,354	6,247	9,268	10,104	12,872	15,221	10,891	12,919
	F	250,775	1,249	5,840	8,931	9,407	11,809	11,807	9,674	12,063
전 남	Jeonnam	579,212	3,254	13,813	20,292	21,211	27,280	28,780	20,765	25,299
	M	294,848	1,619	6,938	10,396	11,068	14,245	16,562	11,000	13,015
	F	284,364	1,635	6,875	9,896	10,143	13,035	12,218	9,765	12,284
경 북	Gyeongbuk	765,797	3,876	17,586	25,929	26,540	33,137	36,293	29,819	36,880
	M	388,818	1,995	9,019	13,322	13,915	17,513	20,829	16,140	19,157
	F	376,979	1,881	8,567	12,607	12,625	15,624	15,464	13,679	17,723
경 남	Gyeongnam	933,872	4,615	22,754	34,088	35,265	43,217	46,562	37,638	46,590
	M	470,445	2,382	11,710	17,534	18,281	22,677	26,453	19,959	23,885
	F	463,427	2,233	11,044	16,554	16,984	20,540	20,109	17,679	22,705
제 주	Jeju	214,792	1,373	5,943	9,107	8,981	10,371	10,814	8,655	10,847
	M	110,151	708	3,098	4,655	4,694	5,408	6,118	4,516	5,456
	F	104,641	665	2,845	4,452	4,287	4,963	4,696	4,139	5,391

주 : 1) 연도말 기준

2) 주민등록 실거주지 기준

적용인구 현황(지역)

Age and Gender(S,E)

(단위 : 세대, 명)

Unit : Households, Person

35~39	40~44	45~49	50~54	55~59	60~64	65~69	70~74	75~79	80~84	85세 이상 and over
605,949	704,604	993,026	1,043,243	1,128,059	962,659	620,083	461,959	374,021	225,020	138,961
393,934	468,621	668,221	715,412	783,846	677,305	432,446	303,161	214,698	107,635	49,385
212,015	235,983	324,805	327,831	344,213	285,354	187,637	158,798	159,323	117,385	89,576
1,086,164	1,131,393	1,445,245	1,392,878	1,432,402	1,203,458	769,215	551,302	435,015	269,549	195,564
548,226	578,866	744,575	718,069	723,326	603,675	382,012	263,717	187,161	96,327	48,110
537,938	552,527	700,670	674,809	709,076	599,783	387,203	287,585	247,854	173,222	147,454
218,968	211,130	273,361	258,126	266,486	235,106	155,776	115,890	86,229	47,684	31,313
109,292	105,325	135,719	127,333	128,737	110,346	73,385	53,893	39,182	19,140	9,376
109,676	105,805	137,642	130,793	137,749	124,760	82,391	61,997	47,047	28,544	21,937
73,737	74,666	94,591	89,534	99,248	90,801	60,806	41,044	29,686	15,680	10,284
37,817	38,426	47,951	44,417	47,472	44,083	29,715	19,679	13,229	5,758	2,489
35,920	36,240	46,640	45,117	51,776	46,718	31,091	21,365	16,457	9,922	7,795
50,611	53,898	69,637	67,048	66,343	53,164	36,480	24,010	18,647	10,504	6,950
25,402	27,312	35,067	34,293	32,896	26,220	17,701	11,324	8,140	3,798	1,686
25,209	26,586	34,570	32,755	33,447	26,944	18,779	12,686	10,507	6,706	5,264
66,000	65,840	83,077	80,970	83,022	64,480	36,340	25,633	18,890	11,428	8,697
33,603	33,908	42,648	41,692	42,714	33,227	18,535	12,402	8,253	3,974	2,080
32,397	31,932	40,429	39,278	40,308	31,253	17,805	13,231	10,637	7,454	6,617
31,257	32,285	38,246	35,124	32,882	25,777	17,685	12,586	8,434	4,614	3,596
15,800	16,370	19,369	17,622	16,152	12,697	8,669	6,168	3,964	1,673	800
15,457	15,915	18,877	17,502	16,730	13,080	9,016	6,418	4,470	2,941	2,796
30,034	31,530	39,349	36,473	36,748	30,835	19,565	13,192	9,580	5,501	3,913
15,122	15,996	19,973	18,230	18,079	15,164	9,912	6,451	4,343	2,071	999
14,912	15,534	19,376	18,243	18,669	15,671	9,653	6,741	5,237	3,430	2,914
23,916	24,449	30,403	28,871	28,408	23,601	14,167	8,283	5,403	2,721	1,954
11,722	12,195	14,994	14,002	13,483	11,791	7,169	4,279	2,465	957	424
12,194	12,254	15,409	14,869	14,925	11,810	6,998	4,004	2,938	1,764	1,530
5,689	5,648	5,916	5,062	5,288	4,675	2,906	1,820	1,496	978	760
2,622	2,696	3,115	2,531	2,659	2,381	1,549	927	677	361	176
3,067	2,952	2,801	2,531	2,629	2,294	1,357	893	819	617	584
273,189	285,824	368,195	350,519	346,355	276,562	163,442	118,978	92,487	58,490	40,175
136,481	143,735	186,738	180,637	178,581	141,509	81,927	56,647	40,532	22,753	11,182
136,708	142,089	181,457	169,882	167,774	135,053	81,515	62,331	51,955	35,737	28,993
27,484	31,482	42,663	44,771	51,773	47,166	28,581	23,078	19,971	12,311	9,097
13,892	16,274	22,770	23,897	26,581	24,126	14,385	10,986	8,546	4,420	2,156
13,592	15,208	19,893	20,874	25,192	23,040	14,196	12,092	11,425	7,891	6,941
29,688	32,472	42,245	43,032	45,713	38,975	24,415	17,281	14,788	10,165	7,417
15,106	16,953	22,529	22,933	23,870	20,302	12,481	8,477	6,243	3,446	1,721
14,582	15,519	19,716	20,099	21,843	18,673	11,934	8,804	8,545	6,719	5,696
42,217	45,855	58,160	58,262	62,274	52,106	34,596	24,651	21,352	16,180	12,791
21,584	24,390	31,884	31,797	33,057	27,254	17,786	12,201	8,719	5,538	3,177
20,633	21,465	26,276	26,465	29,217	24,852	16,810	12,450	12,633	10,642	9,614
35,195	40,661	50,515	49,091	50,962	43,792	30,013	22,517	18,791	13,094	10,792
18,257	21,871	27,851	27,137	27,004	22,936	15,334	11,025	7,569	4,138	2,306
16,938	18,790	22,664	21,954	23,958	20,856	14,679	11,492	11,222	8,956	8,486
37,218	41,799	53,753	55,259	58,792	48,913	34,492	27,656	26,848	18,966	14,822
19,550	23,029	30,375	30,866	31,109	25,819	17,776	12,977	10,128	5,457	2,919
17,668	18,770	23,378	24,393	27,683	23,094	16,716	14,679	16,720	13,509	11,903
53,286	59,400	74,876	75,654	80,596	68,856	47,539	31,492	28,786	19,698	15,554
27,130	31,395	40,620	40,559	41,437	35,604	24,189	15,071	11,465	6,083	3,375
26,156	28,005	34,256	35,095	39,159	33,252	23,350	16,421	17,321	13,615	12,179
70,373	75,730	96,677	93,790	97,566	82,264	52,091	35,049	27,720	17,724	14,159
36,101	39,184	50,354	48,500	48,944	41,810	26,330	17,152	11,105	5,436	2,648
34,272	36,546	46,323	45,290	48,622	40,454	25,761	17,897	16,615	12,288	11,511
17,302	18,724	23,581	21,292	19,946	16,385	10,321	8,142	5,907	3,811	3,290
8,745	9,807	12,618	11,623	10,551	8,406	5,169	4,058	2,601	1,324	596
8,557	8,917	10,963	9,669	9,395	7,979	5,152	4,084	3,306	2,487	2,694

Note : 1) As of the end of the Year

2) Based on the resident place

제 I-3-4표

Table I-3-4

시도별 연령별 성별 Beneficiaries by Province,

구 분 Division		계 T	0세 Age	1~4	5~9	10~14	15~19	20~24	25~29	30~34
계	T	1,484,671	2,886	20,206	43,927	60,811	101,152	78,136	28,512	23,670
남	M	676,449	1,482	10,191	22,319	30,962	51,227	39,971	14,829	10,669
여	F	808,222	1,404	10,015	21,608	29,849	49,925	38,165	13,683	13,001
세대수	Householders	1,084,991	1,079	5,554	10,938	11,079	20,046	26,290	11,694	15,364
남	M	514,699	583	2,742	5,229	5,445	10,611	16,473	5,397	6,840
여	F	570,292	496	2,812	5,709	5,634	9,435	9,817	6,297	8,524
부양가족	Dependents	399,680	1,807	14,652	32,989	49,732	81,106	51,846	16,818	8,306
남	M	161,750	899	7,449	17,090	25,517	40,616	23,498	9,432	3,829
여	F	237,930	908	7,203	15,899	24,215	40,490	28,348	7,386	4,477
서울	Seoul	249,257	738	3,641	6,391	8,656	15,419	13,565	5,602	3,918
남	M	116,268	403	1,912	3,323	4,378	7,691	7,166	2,927	1,846
여	F	132,989	335	1,729	3,068	4,278	7,728	6,399	2,675	2,072
부산	Busan	137,865	181	1,357	3,084	4,707	8,532	7,345	2,484	1,749
남	M	62,858	91	703	1,607	2,360	4,331	3,637	1,378	771
여	F	75,007	90	654	1,477	2,347	4,201	3,708	1,106	978
대구	Daegu	97,748	146	1,103	2,683	3,930	7,236	6,179	2,072	1,465
남	M	43,258	71	529	1,350	2,012	3,669	3,132	1,174	700
여	F	54,490	75	574	1,333	1,918	3,567	3,047	898	765
인천	Incheon	91,964	216	1,576	3,374	4,240	6,528	4,784	1,872	1,553
남	M	41,267	107	800	1,747	2,155	3,241	2,476	867	647
여	F	50,697	109	776	1,627	2,085	3,287	2,308	1,005	906
광주	Gwangju	64,768	180	1,208	2,573	3,278	5,590	5,275	2,087	1,486
남	M	29,449	83	648	1,302	1,676	2,846	2,651	1,110	638
여	F	35,319	97	560	1,271	1,602	2,744	2,624	977	848
대전	Daejeon	48,355	112	803	1,560	2,253	4,011	3,073	1,096	816
남	M	22,047	62	409	806	1,140	2,087	1,543	528	361
여	F	26,308	50	394	754	1,113	1,924	1,530	568	455
울산	Ulsan	18,836	41	273	589	837	1,234	828	279	310
남	M	8,727	22	142	303	431	626	437	141	120
여	F	10,109	19	131	286	406	608	391	138	190
세종	Sejong	4,007	8	68	151	206	240	174	56	78
남	M	1,879	3	29	70	93	120	85	25	43
여	F	2,128	5	39	81	113	120	89	31	35
경기	Gyeonggi	238,710	408	3,499	7,537	9,949	15,510	11,322	4,446	3,794
남	M	107,225	212	1,714	3,692	5,059	7,824	5,731	2,175	1,636
여	F	131,485	196	1,785	3,845	4,890	7,686	5,591	2,271	2,158
강원	Gangwon	58,131	56	599	1,516	2,272	3,990	2,851	855	824
남	M	26,521	24	322	774	1,170	2,050	1,460	477	398
여	F	31,610	32	277	742	1,102	1,940	1,391	378	426
충북	Chungbuk	48,443	86	691	1,583	2,040	3,227	2,092	789	899
남	M	22,219	49	323	797	1,064	1,637	1,102	418	411
여	F	26,224	37	368	786	976	1,590	990	371	488
충남	Chungnam	56,225	84	816	1,719	2,496	3,712	2,296	826	884
남	M	25,795	40	405	864	1,269	1,900	1,183	396	385
여	F	30,430	44	411	855	1,227	1,812	1,113	430	499
전북	Jeonbuk	87,540	175	1,191	3,007	4,327	6,971	5,235	1,695	1,474
남	M	39,437	92	593	1,549	2,182	3,495	2,580	890	649
여	F	48,103	83	598	1,458	2,145	3,476	2,655	805	825
전남	Jeonnam	74,762	125	963	2,325	3,168	5,379	3,401	1,228	1,288
남	M	34,910	61	489	1,168	1,627	2,781	1,754	646	586
여	F	39,852	64	474	1,157	1,541	2,598	1,647	582	702
경북	Gyeongbuk	94,509	127	975	2,403	3,631	5,943	4,251	1,431	1,469
남	M	42,412	62	482	1,220	1,883	3,055	2,182	779	711
여	F	52,097	65	493	1,183	1,748	2,888	2,069	652	758
경남	Gyeongnam	93,569	144	1,096	2,633	3,680	5,963	4,299	1,356	1,358
남	M	43,120	65	513	1,325	1,870	3,038	2,233	743	633
여	F	50,449	79	583	1,308	1,810	2,925	2,066	613	725
제주	Jeju	19,982	59	347	799	1,141	1,667	1,166	338	305
남	M	9,057	35	178	422	593	836	619	155	134
여	F	10,925	24	169	377	548	831	547	183	171

주 : 1) 연도말 기준

2) 국민건강보험공단 전산관리 의료급여수급자 기준

적용인구 현황(의료급여)

Age and Gender(Medical Aid)

(단위 : 세대, 명)

Unit : Households, Person

35~39	40~44	45~49	50~54	55~59	60~64	65~69	70~74	75~79	80~84	85세 이상 and over
40,948	61,220	104,269	123,841	143,112	132,504	116,890	112,276	118,218	91,512	80,581
17,577	26,739	49,031	66,991	83,638	73,511	55,993	45,258	39,256	22,883	13,922
23,371	34,481	55,238	56,850	59,474	58,993	60,897	67,018	78,962	68,629	66,659
30,846	49,298	87,529	107,075	126,746	117,912	102,348	97,439	104,066	83,228	76,460
13,574	22,323	43,138	61,777	79,175	70,613	54,102	43,644	37,625	21,923	13,485
17,272	26,975	44,391	45,298	47,571	47,299	48,246	53,795	66,441	61,305	62,975
10,102	11,922	16,740	16,766	16,366	14,592	14,542	14,837	14,152	8,284	4,121
4,003	4,416	5,893	5,214	4,463	2,898	1,891	1,614	1,631	960	437
6,099	7,506	10,847	11,552	11,903	11,694	12,651	13,223	12,521	7,324	3,684
6,165	9,294	17,062	21,087	24,800	23,590	21,276	21,153	20,939	14,472	11,489
2,886	4,159	7,920	11,111	14,513	13,198	10,329	8,878	7,519	4,022	2,087
3,279	5,135	9,142	9,976	10,287	10,392	10,947	12,275	13,420	10,450	9,402
3,487	5,427	9,769	11,737	13,874	14,241	12,418	11,168	11,660	8,286	6,359
1,538	2,480	4,654	6,384	8,144	7,750	5,865	4,270	3,749	2,032	1,114
1,949	2,947	5,115	5,353	5,730	6,491	6,553	6,898	7,911	6,254	5,245
2,734	4,302	7,711	8,981	9,920	8,372	7,639	6,551	7,146	5,421	4,157
1,095	1,771	3,300	4,585	5,485	4,474	3,388	2,441	2,198	1,217	667
1,639	2,531	4,411	4,396	4,435	3,898	4,251	4,110	4,948	4,204	3,490
2,770	4,106	6,827	7,448	8,447	7,811	6,577	6,635	6,966	5,525	4,709
1,096	1,634	3,043	3,936	4,834	4,233	3,099	2,619	2,295	1,531	907
1,674	2,472	3,784	3,512	3,613	3,578	3,478	4,016	4,671	3,994	3,802
2,266	3,181	5,101	5,701	6,342	5,204	3,970	3,459	3,308	2,470	2,089
884	1,254	2,152	2,738	3,420	2,761	1,935	1,416	1,051	575	309
1,382	1,927	2,949	2,963	2,922	2,443	2,035	2,043	2,257	1,895	1,780
1,409	2,223	3,761	4,144	4,528	4,218	3,589	3,243	3,193	2,329	1,994
570	915	1,700	2,092	2,501	2,227	1,696	1,345	1,084	595	386
839	1,308	2,061	2,052	2,027	1,991	1,893	1,898	2,109	1,734	1,608
594	818	1,375	1,544	1,750	1,836	1,707	1,470	1,479	1,020	852
273	358	656	884	1,034	995	794	609	521	244	137
321	460	719	660	716	841	913	861	958	776	715
125	188	271	291	377	344	296	273	330	286	245
57	106	140	161	231	204	155	101	119	81	56
68	82	131	130	146	140	141	172	211	205	189
6,535	9,440	16,182	19,073	21,928	20,237	18,386	19,282	20,545	16,249	14,388
2,691	3,935	7,410	10,357	12,897	11,228	8,887	7,777	6,980	4,323	2,697
3,844	5,505	8,772	8,716	9,031	9,009	9,499	11,505	13,565	11,926	11,691
1,455	2,230	3,757	4,544	5,649	5,281	4,351	4,596	5,120	4,180	4,005
638	982	1,914	2,559	3,331	2,982	2,036	1,812	1,718	1,088	786
817	1,248	1,843	1,985	2,318	2,299	2,315	2,784	3,402	3,092	3,219
1,502	2,035	3,181	3,975	4,613	4,486	3,741	3,677	3,924	3,145	2,757
644	939	1,576	2,207	2,704	2,496	1,775	1,479	1,322	806	470
858	1,096	1,605	1,768	1,909	1,990	1,966	2,198	2,602	2,339	2,287
1,688	2,449	3,846	4,585	5,299	5,028	4,290	4,335	4,557	3,842	3,473
733	1,113	1,914	2,573	3,162	2,803	2,096	1,756	1,550	993	660
955	1,336	1,932	2,012	2,137	2,225	2,194	2,579	3,007	2,849	2,813
2,584	3,838	6,145	7,040	7,964	7,178	6,370	5,849	6,276	5,158	5,063
1,081	1,604	2,790	3,775	4,620	4,023	3,145	2,363	1,978	1,180	848
1,503	2,234	3,355	3,265	3,344	3,155	3,225	3,486	4,298	3,978	4,215
2,012	2,958	4,692	6,041	7,166	6,143	5,510	5,535	5,929	5,368	5,531
901	1,436	2,439	3,550	4,471	3,719	2,907	2,406	1,951	1,169	849
1,111	1,522	2,253	2,491	2,695	2,424	2,603	3,129	3,978	4,199	4,682
2,647	4,059	6,457	7,933	9,237	8,414	7,603	6,776	8,150	6,635	6,368
1,199	1,877	3,284	4,537	5,474	4,608	3,458	2,584	2,540	1,483	994
1,448	2,182	3,173	3,396	3,763	3,806	4,145	4,192	5,610	5,152	5,374
2,438	3,847	6,781	8,150	9,516	8,639	7,804	6,916	7,352	5,947	5,650
1,071	1,834	3,503	4,691	5,830	4,946	3,762	2,797	2,221	1,256	789
1,367	2,013	3,278	3,459	3,686	3,693	4,042	4,119	5,131	4,691	4,861
537	825	1,351	1,567	1,702	1,482	1,363	1,358	1,344	1,179	1,452
220	342	636	851	987	864	666	605	460	288	166
317	483	715	716	715	618	697	753	884	891	1,286

Note : 1) As of the end of the Year

제 I-4표
Table I-4

월별 적용
Beneficiaries

구 분 Division		계 Total	직 장 I.W.
			소 계 S.T
평균 가입자 피부양자	Average Insured Dependants	51,000,524	37,159,236 17,183,165 19,976,072
1월 가입자 피부양자	Jan. Insured Dependants	50,956,592	36,902,056 16,792,619 20,109,437
2월 가입자 피부양자	Feb. Insured Dependants	50,940,808	37,045,409 16,909,706 20,135,703
3월 가입자 피부양자	Mar. Insured Dependants	50,931,420	37,106,801 16,953,001 20,153,800
4월 가입자 피부양자	Apr. Insured Dependants	50,934,619	37,226,454 17,065,448 20,161,006
5월 가입자 피부양자	May. Insured Dependants	50,982,695	37,338,484 17,130,107 20,208,377
6월 가입자 피부양자	Jun. Insured Dependants	51,002,473	37,390,956 17,176,897 20,214,059
7월 가입자 피부양자	Jul. Insured Dependants	51,018,184	37,100,683 17,229,623 19,871,060
8월 가입자 피부양자	Aug. Insured Dependants	51,025,322	37,130,701 17,280,000 19,850,701
9월 가입자 피부양자	Sep. Insured Dependants	51,034,440	37,159,779 17,319,630 19,840,149
10 월 가입자 피부양자	Oct. Insured Dependants	51,044,403	37,214,861 17,376,735 19,838,126
11 월 가입자 피부양자	Nov. Insured Dependants	51,063,352	37,304,935 17,484,745 19,820,190
12 월 가입자 피부양자	Dec. Insured Dependants	51,071,982	36,989,716 17,479,465 19,510,251

주 : 지역대상자에서 ()는 세대수임

인구 현황

by Month

(단위 : 명, 세대)

Unit : Person, Households

소 계 Sub-Total		지 역 S.E.		
근 로 자 C.E.	공 · 교 G.&T.	소 계 S.T	군 지 역 Rural Area	시 지 역 Urban
33,141,227	4,018,010	13,841,288	1,843,523	11,997,765
15,638,180	1,544,985	13,841,288	1,843,523	11,997,765
17,503,046	2,473,025	7,768,085	1,077,521	6,690,564
32,844,767	4,057,289	14,054,536	1,875,020	12,179,516
15,265,944	1,526,675	14,054,536	1,875,020	12,179,516
17,578,823	2,530,614	(7,778,884)	(1,087,943)	(6,690,941)
32,991,483	4,053,926	13,895,399	1,854,490	12,040,909
15,381,427	1,528,279	13,895,399	1,854,490	12,040,909
17,610,056	2,525,647	(7,706,778)	(1,077,590)	(6,629,188)
33,053,698	4,053,103	13,824,619	1,840,869	11,983,750
15,415,394	1,537,607	13,824,619	1,840,869	11,983,750
17,638,304	2,515,496	(7,675,304)	(1,070,738)	(6,604,566)
33,169,784	4,056,670	13,708,165	1,828,418	11,879,747
15,521,909	1,543,539	13,708,165	1,828,418	11,879,747
17,647,875	2,513,131	(7,629,157)	(1,065,493)	(6,563,664)
33,279,666	4,058,818	13,644,211	1,827,778	11,816,433
15,584,661	1,545,446	13,644,211	1,827,778	11,816,433
17,695,005	2,513,372	(7,602,137)	(1,064,995)	(6,537,142)
33,330,883	4,060,073	13,611,517	1,828,097	11,783,420
15,629,307	1,547,590	13,611,517	1,828,097	11,783,420
17,701,576	2,512,483	(7,594,392)	(1,065,202)	(6,529,190)
33,114,033	3,986,650	13,917,501	1,852,717	12,064,784
15,682,707	1,546,916	13,917,501	1,852,717	12,064,784
17,431,326	2,439,734	(7,852,217)	(1,085,023)	(6,767,194)
33,147,573	3,983,128	13,894,621	1,846,176	12,048,445
15,733,159	1,546,841	13,894,621	1,846,176	12,048,445
17,414,414	2,436,287	(7,844,682)	(1,081,631)	(6,763,051)
33,178,184	3,981,595	13,874,661	1,842,517	12,032,144
15,769,471	1,550,159	13,874,661	1,842,517	12,032,144
17,408,713	2,431,436	(7,842,936)	(1,080,213)	(6,762,723)
33,230,522	3,984,339	13,829,542	1,837,704	11,991,838
15,822,948	1,553,787	13,829,542	1,837,704	11,991,838
17,407,574	2,430,552	(7,829,341)	(1,078,725)	(6,750,616)
33,322,366	3,982,569	13,758,417	1,827,961	11,930,456
15,928,855	1,555,890	13,758,417	1,827,961	11,930,456
17,393,511	2,426,679	(7,808,638)	(1,075,279)	(6,733,359)
33,031,759	3,957,957	14,082,266	1,860,527	12,221,739
15,922,380	1,557,085	14,082,266	1,860,527	12,221,739
17,109,379	2,400,872	(8,052,557)	(1,097,424)	(6,955,133)

제 I-5표
Table I-5

시·군·구별 적용
Beneficiaries

구 분 Division	건강보험 적용인구 Population under NIH	직 장 I. W.				지 역 S.E.		Division
		사 업 장 Establishments	계 Total	가 입 자 Insured	피 부 양 자 Dependents	가 입 자 Insured	세 대 수 Households	
총 합 계	51,071,982	1,752,678	36,989,716	17,479,465	19,510,251	14,082,266	8,052,557	Total
서울	9,657,503	436,467	6,973,331	3,562,474	3,410,857	2,684,172	1,571,572	Seoul
종로구	153,542	19,709	104,115	53,817	50,298	49,427	29,247	Jongno-gu
중구	131,246	25,946	87,844	49,225	38,619	43,402	25,621	Jung-gu
용산구	224,489	12,752	156,839	85,470	71,369	67,650	40,785	Yongsan-gu
성동구	304,980	15,650	220,365	115,602	104,763	84,615	49,433	Seongdong-gu
광진구	353,629	11,415	250,707	132,374	118,333	102,922	61,568	Gwangjin-gu
동대문구	337,963	12,602	231,846	113,667	118,179	106,117	62,388	Dongdaemun-gu
충랑구	388,971	7,669	260,463	130,443	130,020	128,508	75,040	Jungnang-gu
성북구	423,885	8,977	298,098	140,983	157,115	125,787	69,926	Seongbuk-gu
강북구	303,261	5,753	198,509	95,138	103,371	104,752	60,392	Gangbuk-gu
도봉구	328,899	5,774	230,559	109,403	121,156	98,340	54,719	Dobong-gu
노원구	519,776	9,175	391,235	181,484	209,751	128,541	71,720	Nowon-gu
은평구	465,229	8,201	329,535	162,832	166,703	135,694	77,638	Eunpyeong-gu
서대문구	303,024	7,409	218,331	107,755	110,576	84,693	49,221	Seodaemun-gu
마포구	371,013	23,785	273,471	144,617	128,854	97,542	58,824	Mapo-gu
양천구	456,520	10,622	346,383	167,184	179,199	110,137	61,850	Yangcheon-gu
강서구	580,269	17,916	432,144	226,906	205,238	148,125	86,951	Gangseo-gu
구로구	418,583	20,007	295,800	151,481	144,319	122,783	70,589	Guro-gu
금천구	240,030	20,021	161,108	85,782	75,326	78,922	46,951	Geumcheon-gu
영등포구	387,807	26,915	274,958	150,874	124,084	112,849	67,296	Yeongdeungpo-gu
동작구	392,451	8,217	288,815	147,684	141,131	103,636	61,322	Dongjak-gu
관악구	495,816	10,291	346,402	189,430	156,972	149,414	94,583	Gwanak-gu
서초구	440,520	39,631	341,572	178,804	162,768	98,948	58,046	Seocho-gu
강남구	554,210	63,800	422,023	225,315	196,708	132,187	81,515	Gangnam-gu
송파구	662,644	32,525	506,309	263,028	243,281	156,335	90,900	Songpa-gu
강동구	418,746	11,705	305,900	153,176	152,724	112,846	65,047	Gang-dong-gu
부산	3,313,495	112,852	2,365,317	1,091,449	1,273,868	948,178	540,187	Busan
중구	40,050	4,866	23,510	11,805	11,705	16,540	10,457	Jung-gu
서구	103,271	3,133	69,174	31,935	37,239	34,097	20,363	Seo-gu
동구	79,931	4,108	52,224	24,084	28,140	27,707	16,830	Dong-gu
영도구	110,412	2,995	74,517	33,159	41,358	35,895	20,875	Yeongdo-gu
부산진구	347,239	11,574	241,573	112,736	128,837	105,666	62,212	Busanjin-gu
동래구	259,611	7,439	189,187	85,014	104,173	70,424	39,388	Dongnae-gu
남구	272,155	6,272	195,369	86,492	108,877	76,786	42,963	Nam-gu
북구	281,967	4,994	208,747	97,539	111,208	73,220	40,381	Buk-gu

주 : 1) 연도말 기준

2) 주민등록 실거주지 기준

인구 현황

by District

(단위 : 개, 명, 세대)
Unit : Each, Person, Households

구 분 Division	건강보험 적용인구 Population under NIH	직 장 I. W.				지 역 S.E.		Division
		사 업 장	계	가 입 자	피 부 양 자	가 입 자	세 대 수	
		Establishments	Total	Insured	Dependents	Insured	Households	
해운대구	397,552	11,843	288,939	131,075	157,864	108,613	60,728	Haeundae-gu
사하구	314,747	7,711	229,650	108,991	120,659	85,097	48,007	Saha-gu
금정구	234,335	7,635	168,425	75,678	92,747	65,910	37,800	Geumjeong-gu
강서구	126,409	11,162	96,382	47,385	48,997	30,027	16,635	Gangseo-gu
연제구	200,646	6,902	145,598	66,403	79,195	55,048	31,478	Yeonje-gu
수영구	170,654	5,023	116,759	54,694	62,065	53,895	31,125	Suyeong-gu
사상구	213,870	12,152	153,199	74,781	78,418	60,671	34,646	Sasang-gu
기장군	160,646	5,043	112,064	49,678	62,386	48,582	26,299	Gijang-gun
대구	2,376,565	78,911	1,719,059	771,727	947,332	657,506	366,138	Daegu
중구	75,505	6,702	49,905	23,705	26,200	25,600	15,031	Jung-gu
동구	336,143	9,409	239,337	105,684	133,653	96,806	55,043	Dong-gu
서구	174,326	6,596	115,039	50,965	64,074	59,287	34,587	Seo-gu
남구	139,061	3,976	88,784	39,008	49,776	50,277	30,909	Michuhol-gu
북구	427,997	16,159	310,551	140,173	170,378	117,446	63,163	Buk-gu
수성구	419,443	11,915	316,851	137,036	179,815	102,592	55,972	Suseong-gu
달서구	556,611	16,504	413,721	189,152	224,569	142,890	78,337	Dalseo-gu
달성군	247,479	7,650	184,871	86,004	98,867	62,608	33,096	Dalseong-gun
인천	2,905,019	86,503	2,109,506	1,037,993	1,071,513	795,513	447,395	Incheon
중구	121,033	5,474	87,389	46,049	41,340	33,644	20,246	Jung-gu
동구	63,642	3,407	45,682	21,396	24,286	17,960	10,432	Dong-gu
미추홀구	404,105	10,055	277,594	135,278	142,316	126,511	73,502	Nam-gu
연수구	343,475	8,319	269,423	131,448	137,975	74,052	40,723	Yeon-su-gu
남동구	531,600	19,662	387,424	192,942	194,482	144,176	81,097	Nam-dong
부평구	511,028	12,229	364,519	177,746	186,773	146,509	81,972	Bupyeong-gu
계양구	305,521	7,509	219,510	109,062	110,448	86,011	47,252	Gyeyang-gu
서구	537,697	17,808	402,148	200,368	201,780	135,549	74,220	Seo-gu
강화군	66,387	1,677	42,564	16,654	25,910	23,823	13,405	Ganghwa-gun
옹진군	20,531	363	13,253	7,050	6,203	7,278	4,546	Ongjin-gun
광주	1,405,633	51,925	1,040,429	468,411	572,018	365,204	211,726	Gwangju
동구	88,045	4,526	61,161	27,398	33,763	26,884	16,903	Dong-gu
서구	292,412	13,847	217,365	99,460	117,905	75,047	44,603	Seo-gu
남구	207,303	5,077	152,181	65,584	86,597	55,122	31,757	Nam-gu
북구	420,351	14,586	305,285	137,421	167,864	115,066	66,631	Buk-gu
광산구	397,522	13,889	304,437	138,548	165,889	93,085	51,832	Gwangsan-gu

Note: 1) As of the end of the Year
2) Based on the resident place

제 I-5표
Table I-5

시·군·구별 적용
Beneficiaries

구 분 Division	건강보험 적용인구 Population under NIH	직 장 I. W.				지 역 S.E.		Division
		사 업 장 Establishments	계 Total	가 입 자 Insured	피 부 양 자 Dependents	가 입 자 Insured	세 대 수 Households	
대 전	1,449,184	47,386	1,071,175	500,680	570,495	378,009	216,567	Daejeon
동 구	217,173	5,976	150,291	67,826	82,465	66,882	38,585	Dong-gu
중 구	234,542	6,899	164,641	75,000	89,641	69,901	40,397	Jung-gu
서 구	472,906	13,825	351,224	165,248	185,976	121,682	69,160	Seo-gu
유 성 구	348,889	12,834	278,451	132,381	146,070	70,438	40,660	Yuseong-gu
대 덕 구	175,674	7,852	126,568	60,225	66,343	49,106	27,765	Daedeok-gu
울 산	1,151,253	29,701	872,902	397,067	475,835	278,351	157,754	Ulsan
중 구	228,374	4,259	167,684	75,148	92,536	60,690	34,677	Jung-gu
남 구	328,741	11,318	246,905	115,098	131,807	81,836	47,908	Nam-gu
동 구	163,879	2,206	127,648	56,810	70,838	36,231	20,695	Dong-gu
북 구	206,088	4,447	167,522	75,518	92,004	38,566	20,764	Buk-gu
울 주 군	224,171	7,471	163,143	74,493	88,650	61,028	33,710	Ulju-gun
세 종	313,774	7,177	253,061	118,307	134,754	60,713	33,985	Sejong
경 기	13,141,384	440,169	9,712,257	4,770,006	4,942,251	3,429,127	1,922,700	Gyeonggi
수 원 시 장 안 구	284,911	5,606	214,217	100,723	113,494	70,694	40,443	Jangan-gu
수 원 시 권 선 구	379,691	8,900	280,509	140,449	140,060	99,182	56,575	Gwonseon-gu
수 원 시 팔 달 구	184,234	7,526	123,834	63,843	59,991	60,400	36,708	Paldal-gu
수 원 시 영 통 구	360,303	9,168	298,830	149,152	149,678	61,473	34,614	Yongtong-gu
성 남 시 수 정 구	232,027	5,737	160,139	83,015	77,124	71,888	43,777	Sujeong-gu
성 남 시 중 원 구	220,569	8,402	156,189	81,707	74,482	64,380	38,185	Jungwon-gu
성 남 시 분 당 구	495,127	21,240	400,085	198,482	201,603	95,042	53,387	Bundang-gu
의 정 부 시	433,969	9,778	301,389	142,551	158,838	132,580	74,676	Uijeongbu-si
안 양 시 만 안 구	249,853	6,527	181,810	91,094	90,716	68,043	38,944	Manan-gu
안 양 시 동 안 구	324,180	15,219	258,985	126,847	132,138	65,195	36,263	Dongan-gu
부 천 시	844,379	26,882	605,863	303,068	302,795	238,516	133,557	bucheon-si
광 명 시	325,028	8,358	244,401	118,464	125,937	80,627	44,772	Gwangmyeong-si
평택 시	499,044	15,179	361,554	179,176	182,378	137,490	79,543	Pyeongtaek-si
동 두 천 시	92,256	1,942	61,604	28,874	32,730	30,652	17,931	Dongducheon-si
안 산 시 상 록 구	352,700	7,473	241,091	120,449	120,642	111,609	63,368	Sangnok-gu
안 산 시 단 원 구	329,402	17,505	237,784	125,923	111,861	91,618	52,692	Danwon-gu
고 양 시 덕 양 구	442,486	11,433	323,420	155,704	167,716	119,066	67,795	Deogyang-gu
고 양 시 일 산 동 구	295,933	14,927	217,471	107,305	110,166	78,462	44,512	IlSanDong-gu
고 양 시 일 산 서 구	295,936	6,868	224,716	103,564	121,152	71,220	37,753	IlSanSeo-gu
과 천 시	57,715	2,248	45,522	22,103	23,419	12,193	6,725	Gwacheon-si

주 : 1) 연도말 기준

2) 주민등록 실거주지 기준

인구 현황 <계속>

by District <Cont'd>

(단위 : 개, 명, 세대)

Unit : Each, Person, Households

구 분 Division	건강보험 적용인구 Population under NIH	직 장 I. W.				지 역 S.E.		Division
		사 업 장 Establishments	계 Total	가 입 자 Insured	피 부 양 자 Dependents	가 입 자 Insured	세 대 수 Households	
구 리 시	199,318	6,122	143,911	68,359	75,552	55,407	30,663	Guri-si
남 양 주 시	674,491	19,441	468,385	216,118	252,267	206,106	108,007	Namyangju-si
오 산 시	224,022	5,097	166,001	82,017	83,984	58,021	32,928	Osan-si
시 흥 시	467,797	22,482	342,015	176,317	165,698	125,782	70,111	Siheung-si
군 포 시	277,497	8,786	215,258	106,073	109,185	62,239	35,274	Gunpo-si
의 왕 시	153,474	4,733	118,521	58,359	60,162	34,953	19,331	Uiwang-si
하 남 시	252,972	9,468	190,265	94,082	96,183	62,707	36,063	Hanam-si
용 인 시 처 인 구	253,128	10,272	181,814	90,338	91,476	71,314	39,560	Cheoin-gu
용 인 시 기 흥 구	428,490	11,268	335,432	154,816	180,616	93,058	49,186	Giheung-gu
용 인 시 수 지 구	358,457	6,695	288,764	130,887	157,877	69,693	36,431	Suji-gu
파 주 시	451,325	15,399	333,468	163,082	170,386	117,857	66,124	Paju-si
이 천 시	214,890	6,350	158,746	79,846	78,900	56,144	31,089	Icheon-si
안 성 시	187,956	6,785	135,904	66,490	69,414	52,052	29,888	Anseong-si
김 포 시	435,870	19,094	327,866	161,268	166,598	108,004	58,511	Gimpo-si
화 성 시	794,322	36,355	635,250	321,425	313,825	159,072	88,731	Hwaseong-si
광 주 시	370,226	14,556	263,228	136,068	127,160	106,998	58,769	Gwangju-si
양 주 시	216,637	8,307	151,786	73,646	78,140	64,851	35,070	Yangju-si
포 천 시	154,976	8,873	104,307	54,614	49,693	50,669	29,550	Pocheon-si
여 주 시	109,503	3,360	74,079	34,068	40,011	35,424	20,055	Yeoju-si
연 천 군	42,676	1,160	28,329	12,740	15,589	14,347	8,405	Yeoncheon-gun
가 평 군	60,257	1,839	37,887	16,786	21,101	22,370	13,265	Gapyeong-gun
양 평 군	113,357	2,809	71,628	30,114	41,514	41,729	23,469	Yangpyeong-gun
강 원	1,488,261	45,345	1,036,102	466,190	569,912	452,159	268,069	Gangwon
춘 천 시	269,586	8,253	196,923	90,443	106,480	72,663	42,167	Chuncheon-si
원 주 시	335,062	10,765	239,295	112,246	127,049	95,767	55,506	Wonju-si
강 릉 시	205,260	6,442	141,994	63,455	78,539	63,266	37,461	Gangneung-si
동 해 시	87,930	2,462	63,464	27,803	35,661	24,466	14,714	Donghae-si
태 백 시	42,369	1,193	30,815	13,900	16,915	11,554	7,528	Taebaek-si
속 초 시	78,093	2,434	52,094	24,987	27,107	25,999	15,743	Sokcho-si
삼 척 시	65,253	1,918	46,373	19,107	27,266	18,880	11,911	Samcheok-si
홍 천 군	68,156	2,075	43,880	17,813	26,067	24,276	13,846	Hongcheon-gun
횡 성 군	45,573	1,285	29,832	11,519	18,313	15,741	9,120	Hoengseong-gun
영 월 군	38,152	1,221	25,204	10,298	14,906	12,948	8,181	Yeonwol-gun
평 창 군	41,388	1,266	25,058	10,101	14,957	16,330	9,557	Pyeongchang-gun
정 선 군	36,112	1,000	23,290	10,520	12,770	12,822	8,250	Jeongseon-gun
철 원 군	44,513	1,046	30,227	13,413	16,814	14,286	7,930	Cheorwon-gun
화 천 군	24,205	695	17,161	8,176	8,985	7,044	4,317	Hwacheon-gun
양 구 군	22,414	623	15,852	7,321	8,531	6,562	3,837	Yanggu-gun

Note : 1) As of the end of the Year

2) Based on the resident place

제I-5표

Table I-5

시·군·구별 적용

Beneficiaries

구 분 Division	건강보험 적용인구 Population under NIH	직 장 I. W.				지 역 S.E.		Division
		사 업 장 Establishments	계 Total	가 입 자 Insured	피 부 양 자 Dependents	가 입 자 Insured	세 대 수 Households	
인 제 군	31,068	988	21,418	10,126	11,292	9,650	5,772	Inje-gun
고 성 군	27,041	821	16,909	7,835	9,074	10,132	6,284	Goseong-gun
양 양 군	26,086	858	16,313	7,127	9,186	9,773	5,945	Yangyang-gun
총 북	1,578,763	48,841	1,152,546	534,644	617,902	426,217	248,057	Chungbuk
청 주 시 상 당 구	171,844	5,079	125,839	56,697	69,142	46,005	25,930	Sangdang-gu
청 주 시 서 원 구	204,646	5,154	153,123	71,894	81,229	51,523	29,522	Seowon-gu
청 주 시 흥 덕 구	253,278	8,792	192,186	95,664	96,522	61,092	35,954	Heungdeok-gu
청 주 시 청 원 구	196,839	6,287	152,876	74,189	78,687	43,963	25,784	Cheongwon-gu
충 주 시	205,823	5,584	145,520	65,230	80,290	60,303	34,563	Chungju-si
제 천 시	130,477	3,811	90,681	38,820	51,861	39,796	23,345	Jecheon-si
보 은 군	32,354	900	21,380	7,749	13,631	10,974	6,383	Boeun-gun
옥 천 군	49,932	1,640	34,489	13,562	20,927	15,443	9,127	Okcheon-gun
영 동 군	47,864	1,236	32,408	11,677	20,731	15,456	9,140	Yeongdong-gun
증 평 군	36,659	985	26,530	12,740	13,790	10,129	5,885	Jeungpyeong-gun
진 천 군	81,991	2,990	61,286	31,711	29,575	20,705	11,958	Jincheon-gun
괴 산 군	38,072	942	25,067	9,408	15,659	13,005	7,841	Goesan-gun
음 성 군	100,137	4,621	72,054	37,734	34,320	28,083	16,607	Eumseong-gun
단 양 군	28,847	820	19,107	7,569	11,538	9,740	6,018	Danyang-gun
총 남	2,117,611	61,376	1,519,246	685,865	833,381	598,365	343,587	Chungnam
천 안 시 동 남 구	257,884	8,389	185,501	90,524	94,977	72,383	41,534	Dongnam-gu
천 안 시 서 북 구	392,211	11,660	301,926	152,190	149,736	90,285	52,505	Seobuk-gu
공 주 시	104,249	3,205	71,156	29,808	41,348	33,093	19,166	Gongju-si
보 령 시	99,098	2,860	67,047	28,312	38,735	32,051	18,752	Boryeong-si
아 산 시	318,930	9,552	239,775	115,165	124,610	79,155	44,999	Asan-si
서 산 시	174,465	4,292	128,377	56,516	71,861	46,088	26,073	Seosan-si
논 산 시	115,107	3,334	75,798	30,742	45,056	39,309	22,469	Nonsan-si
계 룡 시	43,433	897	34,588	14,377	20,211	8,845	4,814	Gyerong-si
당 진 시	170,061	4,684	123,993	56,683	67,310	46,068	26,822	Dangjin-si
금 산 군	52,176	2,060	33,137	12,410	20,727	19,039	10,971	Geumsan-gun
부 여 군	65,183	1,619	42,685	14,716	27,969	22,498	12,746	Buyeo-gun
서 천 군	51,984	1,430	34,586	12,335	22,251	17,398	10,171	Seocheon-gun
청 양 군	31,740	830	21,073	7,512	13,561	10,667	6,246	Cheongyang-gun
홍 성 군	99,572	2,742	68,447	28,493	39,954	31,125	17,335	Hongseong-gun
예 산 군	79,695	2,149	53,080	21,566	31,514	26,615	15,165	Yesan-gun
태 안 군	61,823	1,673	38,077	14,516	23,561	23,746	13,819	Tae'an-gun

주 : 1) 연도말 기준

2) 주민등록 실거주지 기준

인구 현황 <계속>

by District <Cont'd>

(단위 : 개, 명, 세대)

Unit : Each, Person, Households

구 분 Division	건강보험 적용인구 Population under NIH	직 장 I. W.				지 역 S.E.		Division
		사 업 장 Establishments	계 Total	가 입 자 Insured	피 부 양 자 Dependents	가 입 자 Insured	세 대 수 Households	
전 북	1,762,489	54,147	1,247,410	522,267	725,143	515,079	299,748	Jeonbuk
전 주 시 완 산 구	331,780	11,664	243,356	109,469	133,887	88,424	51,027	Wansan-gu
전 주 시 덕 진 구	297,939	10,057	225,549	99,891	125,658	72,390	41,576	Deokjin-gu
군 산 시	262,083	7,661	185,102	80,857	104,245	76,981	44,290	Gunsan-si
익 산 시	281,106	8,026	200,146	85,926	114,220	80,960	46,703	Iksan-si
정 읍 시	106,357	2,847	70,721	27,344	43,377	35,636	21,235	Jeongeup-si
남 원 시	78,160	2,216	52,474	19,515	32,959	25,686	14,625	Namwon-si
김 제 시	79,817	2,671	53,668	20,086	33,582	26,149	15,887	Gimje-si
완 주 군	91,302	3,102	64,303	26,410	37,893	26,999	15,420	Wanju-gun
진 안 군	24,889	809	16,602	5,744	10,858	8,287	4,981	Jinan-gun
무 주 군	23,610	738	15,530	5,723	9,807	8,080	4,805	Muju-gun
장 수 군	22,165	587	14,790	5,039	9,751	7,375	4,351	Jangsu-gun
임 실 군	28,681	669	19,581	6,865	12,716	9,100	5,538	Imsil-gun
순 창 군	28,148	663	18,956	6,521	12,435	9,192	5,245	Sunchang-gun
고 창 군	54,627	1,309	34,378	11,552	22,826	20,249	12,229	Gochang-gun
부 안 군	51,825	1,128	32,254	11,325	20,929	19,571	11,836	Buan-gun
전 남	1,822,224	50,318	1,243,012	504,329	738,683	579,212	336,625	Chungnam
목 포 시	221,977	5,708	151,065	65,548	85,517	70,912	41,362	Mokpo-si
여 수 시	275,833	8,153	195,576	84,386	111,190	80,257	45,762	Yeosu-si
순 천 시	273,516	7,300	198,901	84,742	114,159	74,615	41,630	Suncheon-si
나 주 시	110,033	3,356	77,348	32,964	44,384	32,685	19,611	Naju-si
광 양 시	154,526	4,374	116,187	51,643	64,544	38,339	21,805	Gwangyang-si
담 양 군	45,305	1,838	30,487	11,754	18,733	14,818	8,679	Damyang-gun
곡 성 군	28,179	680	19,401	6,646	12,755	8,778	5,261	Gokseong-gun
구 례 군	25,945	591	17,082	6,345	10,737	8,863	5,212	Gurye-gun
고 흥 군	62,350	1,421	38,088	11,697	26,391	24,262	14,785	Goheung-gun
보 성 군	40,618	1,045	25,628	8,270	17,358	14,990	9,019	Boseong-gun
화 순 군	61,514	1,934	42,716	16,988	25,728	18,798	11,028	Hwasun-gun
장 흥 군	37,223	916	23,673	8,360	15,313	13,550	8,059	Jangheung-gun
강 진 군	34,339	867	22,250	7,645	14,605	12,089	7,193	Gangjin-gun
해 남 군	69,026	1,660	41,996	14,259	27,737	27,030	15,379	Haenam-gun
영 암 군	55,655	2,057	38,299	16,856	21,443	17,356	10,260	Yeongam-gun
무 안 군	79,737	2,132	54,918	21,798	33,120	24,819	14,055	Muan-gun
함 평 군	31,974	848	20,482	7,230	13,252	11,492	7,077	Hampyeong-gun
영 광 군	51,381	1,352	32,969	12,602	20,367	18,412	11,095	Yeonggwang-gun
장 성 군	44,388	1,720	30,709	11,976	18,733	13,679	8,142	Jangseong-gun
완 도 군	49,699	1,171	26,650	9,577	17,073	23,049	13,144	Wando-gun

Note: 1) As of the end of the Year
2) Based on the resident place

제 I-5표
Table I-5

시·군·구별 적용
Beneficiaries

구 분 Division	건강보험 적용인구 Population under NIH	직 장 I. W.				지 역 S. E.		Division
		사 업 장 Establishments	계 Total	가 입 자 Insured	피 부 양 자 Dependents	가 입 자 Insured	세 대 수 Households	
진 도 군	29,474	717	17,013	5,636	11,377	12,461	7,333	Jindo-gun
신 안 군	39,532	478	21,574	7,407	14,167	17,958	10,734	Sinan-gun
경 북	2,607,354	76,695	1,841,557	769,298	1,072,259	765,797	439,727	Gyongbuk
포 항 시 남 구	232,849	7,161	167,961	73,120	94,841	64,888	37,882	Nam-gu
포 항 시 북 구	261,664	6,107	191,536	81,690	109,846	70,128	39,437	Buk-gu
경 주 시	253,506	8,463	181,144	79,324	101,820	72,362	42,396	Gyeongju-si
김 천 시	136,733	3,251	98,808	40,014	58,794	37,925	21,466	Gimcheon-si
안 동 시	155,227	4,698	109,702	43,312	66,390	45,525	26,658	Andong-si
구 미 시	417,734	12,161	312,187	145,951	166,236	105,547	59,052	Gumi-si
영 주 시	101,761	2,597	70,334	26,373	43,961	31,427	17,946	Yeongju-si
영 천 시	98,447	3,254	67,630	27,186	40,444	30,817	18,427	Yeongcheon-si
상 주 시	96,798	2,261	64,237	22,180	42,057	32,561	18,199	Sangju-si
문 경 시	69,217	1,997	46,504	17,173	29,331	22,713	13,140	Mungyeong-si
경 산 시	256,364	8,038	182,251	80,518	101,733	74,113	41,084	Gyeongsan-si
군 위 군	23,196	660	15,618	5,340	10,278	7,578	4,650	Gunwi-gun
의 성 군	50,498	1,164	33,134	9,615	23,519	17,364	10,181	Uiseong-gun
청 송 군	24,601	637	15,419	4,974	10,445	9,182	5,543	Cheongsong-gun
영 양 군	16,262	396	10,436	3,153	7,283	5,826	3,545	Yeongyang-gun
영 덕 군	36,079	816	20,912	7,241	13,671	15,167	9,083	Yeongdeok-gun
청 도 군	41,618	947	27,608	9,237	18,371	14,010	8,271	Cheongdo-gun
고 령 군	32,926	1,793	22,043	9,122	12,921	10,883	6,328	Goryeong-gun
성 주 군	44,166	2,112	27,961	10,337	17,624	16,205	9,171	Seongju-gun
칠 곡 군	117,578	4,967	82,724	38,992	43,732	34,854	19,379	Chilgok-gun
예 천 군	51,332	1,032	35,504	11,881	23,623	15,828	8,924	Yecheon-gun
봉 화 군	31,382	777	20,280	6,316	13,964	11,102	6,529	Bonghwa-gun
울 진 군	47,894	1,178	31,811	13,310	18,501	16,083	9,970	Ulsjin-gun
울 립 군	9,522	228	5,813	2,939	2,874	3,709	2,466	Ulleung-gun

주 : 1) 연도말 기준
2) 주민등록 실거주지 기준

인구 현황 <계속>

by District <Cont'd>

(단위 : 개, 명, 세대)

Unit : Each, Person, Households

구 분 Division	건강보험 적용인구 Population under NIH	직 장 I. W.				지 역 S.E.		Division
		사 업 장 Establishments	계 Total	가 입 자 Insured	피 부 양 자 Dependents	가 입 자 Insured	세 대 수 Households	
경 남	3,323,860	99,450	2,389,988	1,068,942	1,321,046	933,872	525,391	Gyeongnam
창 원 시 의 창 구	249,867	9,669	183,688	87,351	96,337	66,179	37,259	Uichang-gu
창 원 시 성 산 구	229,061	7,624	187,365	92,219	95,146	41,696	24,166	Seongsan-gu
창원시 마산합포구	175,245	4,498	121,181	54,693	66,488	54,064	30,939	MasanHappo-gu
창원시 마산회원구	195,118	5,027	141,836	65,428	76,408	53,282	30,149	MasanHoewon-gu
창 원 시 진 해 구	191,019	3,517	145,878	65,761	80,117	45,141	25,826	Jinhae-gu
진 주 시	338,070	10,351	244,639	107,251	137,388	93,431	52,170	Jinju-si
통 영 시	129,707	3,064	78,016	33,492	44,524	51,691	28,104	Tongyeong-si
사 천 시	111,000	3,347	77,222	33,560	43,662	33,778	19,533	Sacheon-si
김 해 시	534,239	20,492	394,868	186,950	207,918	139,371	75,561	Gimhae-si
밀 양 시	102,655	2,675	69,045	26,593	42,452	33,610	19,315	Miryang-si
거 제 시	250,763	5,118	183,842	82,381	101,461	66,921	36,722	Geoje-si
양 산 시	344,518	10,015	249,725	117,188	132,537	94,793	51,929	Yangsan-si
의 령 군	26,646	726	18,101	6,299	11,802	8,545	5,309	Uiryeong-gun
함 안 군	67,545	3,475	47,748	20,546	27,202	19,797	11,400	Haman-gun
창 녕 군	62,304	1,673	41,473	16,333	25,140	20,831	12,219	Changnyeong-gun
고 성 군	51,547	1,545	33,573	13,798	19,775	17,974	10,455	Goseong-gun
남 해 군	42,237	951	26,395	8,742	17,653	15,842	9,362	Namhae-gun
하 동 군	45,468	963	28,294	9,856	18,438	17,174	10,022	Hadong-gun
산 청 군	34,528	975	22,159	7,717	14,442	12,369	7,375	Sancheong-gun
함 양 군	38,442	995	25,101	8,756	16,345	13,341	7,918	Hamyang-gun
거 창 군	60,077	1,636	40,600	14,871	25,729	19,477	10,797	Geochang-gun
합 천 군	43,804	1,114	29,239	9,157	20,082	14,565	8,861	Hapcheon-gun
제 주	657,610	25,415	442,818	209,816	233,002	214,792	123,329	Jeju
제 주 시	479,080	19,826	330,210	158,551	171,659	148,870	85,751	Jeju-si
서 귀 포 시	178,530	5,589	112,608	51,265	61,343	65,922	37,578	Seogwipo-si

Note : 1) As of the end of the Year
2) Based on the resident place

제 I-6표
Table I-6

가입자 및 피부양자,
Changes in Qualification of Insured

구 분 Division		당 월 초 현 재 The Month's Beginning				자 격 Acquirement		
		사 업 장 Establishments	계 Total	가 입 자 Insured	피부양자 Dependents	직 장 취 득 Acquirement		
						계 Total	가 입 자 Insured	피부양자 Dependents
계	직장계 I.W.	-	-	-	-	19,738,906	9,147,759	10,591,147
Total	근로자 C.E.	-	-	-	-	18,674,082	8,836,749	9,837,333
	공·교 G.&T.	-	-	-	-	1,064,824	311,010	753,814
1월	직장계 I.W.	1,659,619	16,829,663	20,069,249	36,898,912	2,236,682	960,366	1,276,316
Jan.	근로자 C.E.	1,644,247	15,301,653	17,540,078	32,841,731	2,063,888	912,535	1,151,353
	공·교 G.&T.	15,372	1,528,010	2,529,171	4,057,181	172,794	47,831	124,963
2월	직장계 I.W.	1,656,484	36,902,056	16,792,619	20,109,437	1,593,226	742,195	851,031
Feb.	근로자 C.E.	1,640,992	32,844,767	15,265,944	17,578,823	1,501,877	718,779	783,098
	공·교 G.&T.	15,492	4,057,289	1,526,675	2,530,614	91,349	23,416	67,933
3월	직장계 I.W.	1,661,952	37,045,409	16,909,706	20,135,703	2,173,690	984,797	1,188,893
Mar.	근로자 C.E.	1,646,457	32,991,483	15,381,427	17,610,056	1,904,176	878,603	1,025,573
	공·교 G.&T.	15,495	4,053,926	1,528,279	2,525,647	269,514	106,194	163,320
4월	직장계 I.W.	1,678,844	37,106,801	16,953,001	20,153,800	1,701,456	800,774	900,682
Apr.	근로자 C.E.	1,663,392	33,053,698	15,415,394	17,638,304	1,642,765	785,406	857,359
	공·교 G.&T.	15,452	4,053,103	1,537,607	2,515,496	58,691	15,368	43,323
5월	직장계 I.W.	1,696,057	37,226,454	17,065,448	20,161,006	1,551,579	706,228	845,351
May.	근로자 C.E.	1,680,633	33,169,784	15,521,909	17,647,875	1,501,597	695,450	806,147
	공·교 G.&T.	15,424	4,056,670	1,543,539	2,513,131	49,982	10,778	39,204
6월	직장계 I.W.	1,708,375	37,338,484	17,130,107	20,208,377	1,470,069	680,113	789,956
Jun.	근로자 C.E.	1,692,960	33,279,666	15,584,661	17,695,005	1,428,704	672,038	756,666
	공·교 G.&T.	15,415	4,058,818	1,545,446	2,513,372	41,365	8,075	33,290
7월	직장계 I.W.	1,717,497	37,390,956	17,176,897	20,214,059	1,741,691	810,890	930,801
Jul.	근로자 C.E.	1,702,083	33,330,883	15,629,307	17,701,576	1,632,921	778,498	854,423
	공·교 G.&T.	15,414	4,060,073	1,547,590	2,512,483	108,770	32,392	76,378
8월	직장계 I.W.	1,728,434	37,100,683	17,229,623	19,871,060	1,519,078	718,221	800,857
Aug.	근로자 C.E.	1,712,999	33,114,033	15,682,707	17,431,326	1,449,810	699,629	750,181
	공·교 G.&T.	15,435	3,986,650	1,546,916	2,439,734	69,268	18,592	50,676
9월	직장계 I.W.	1,735,417	37,130,701	17,280,000	19,850,701	1,390,798	668,147	722,651
Sep.	근로자 C.E.	1,719,982	33,147,573	15,733,159	17,414,414	1,320,168	645,942	674,226
	공·교 G.&T.	15,435	3,983,128	1,546,841	2,436,287	70,630	22,205	48,425
10월	직장계 I.W.	1,736,225	37,159,779	17,319,630	19,840,149	1,448,770	688,935	759,835
Oct.	근로자 C.E.	1,720,787	33,178,184	15,769,471	17,408,713	1,403,602	678,973	724,629
	공·교 G.&T.	15,438	3,981,595	1,550,159	2,431,436	45,168	9,962	35,206
11월	직장계 I.W.	1,745,056	37,214,861	17,376,735	19,838,126	1,485,073	736,414	748,659
Nov.	근로자 C.E.	1,729,619	33,230,522	15,822,948	17,407,574	1,445,474	728,407	717,067
	공·교 G.&T.	15,437	3,984,339	1,553,787	2,430,552	39,599	8,007	31,592
12월	직장계 I.W.	1,753,407	37,304,935	17,484,745	19,820,190	1,426,794	650,679	776,115
Dec.	근로자 C.E.	1,737,971	33,322,366	15,928,855	17,393,511	1,379,100	642,489	736,611
	공·교 G.&T.	15,436	3,982,569	1,555,890	2,426,679	47,694	8,190	39,504

주 : 공·교의 근무지 변경은 취득, 상실에서 제외됨

사업장 월별 변동 현황(직장)

and Dependents, and Establishments by Month(I.W.)

(단위 : 개, 명)
Unit : Each, Person

변 동Changes in Qualification					당 월 말 현 재 The Month's End			
사업장 가입 Establishments Enrollment	직 장 상 실 Disqualification			사업장 탈퇴 Establishments Secession				
	계 Total	가 입 자 Insured	피부양자 Dependents		사 업 장 Establishments	가 입 자 Insured	피부양자 Dependents	계 Total
552,819	20,632,843	8,733,585	11,899,258	467,710	-	-	-	-
552,510	19,426,299	8,450,731	10,975,568	467,465	-	-	-	-
309	1,206,544	282,854	923,690	245	-	-	-	-
50,686	2,347,856	1,031,218	1,316,638	54,392	1,656,484	16,792,619	20,109,437	36,902,056
50,556	2,170,495	981,965	1,188,530	54,382	1,640,992	15,265,944	17,578,823	32,844,767
130	177,361	49,253	128,108	10	15,492	1,526,675	2,530,614	4,057,289
44,398	1,536,802	651,237	885,565	39,537	1,661,952	16,909,706	20,135,703	37,045,409
44,382	1,438,674	629,334	809,340	39,524	1,646,457	15,381,427	17,610,056	32,991,483
16	98,128	21,903	76,225	13	15,495	1,528,279	2,525,647	4,053,926
50,685	2,213,902	963,973	1,249,929	34,526	1,678,844	16,953,001	20,153,800	37,106,801
50,638	1,937,930	867,178	1,070,752	34,436	1,663,392	15,415,394	17,638,304	33,053,698
47	275,972	96,795	179,177	90	15,452	1,537,607	2,515,496	4,053,103
51,767	1,664,363	705,674	958,689	35,235	1,696,057	17,065,448	20,161,006	37,226,454
51,737	1,605,754	696,147	909,607	35,175	1,680,633	15,521,909	17,647,875	33,169,784
30	58,609	9,527	49,082	60	15,424	1,543,539	2,513,131	4,056,670
45,955	1,520,331	658,343	861,988	34,235	1,708,375	17,130,107	20,208,377	37,338,484
45,947	1,469,003	649,398	819,605	34,218	1,692,960	15,584,661	17,695,005	33,279,666
8	51,328	8,945	42,383	17	15,415	1,545,446	2,513,372	4,058,818
45,593	1,486,046	647,434	838,612	36,964	1,717,497	17,176,897	20,214,059	37,390,956
45,582	1,443,373	641,462	801,911	36,952	1,702,083	15,629,307	17,701,576	33,330,883
11	42,673	5,972	36,701	12	15,414	1,547,590	2,512,483	4,060,073
51,152	2,121,844	777,569	1,344,275	41,253	1,728,434	17,229,623	19,871,060	37,100,683
51,123	1,935,360	744,358	1,191,002	41,245	1,712,999	15,682,707	17,431,326	33,114,033
29	186,484	33,211	153,273	8	15,435	1,546,916	2,439,734	3,986,650
45,274	1,567,008	688,863	878,145	38,921	1,735,417	17,280,000	19,850,701	37,130,701
45,264	1,490,706	670,010	820,696	38,910	1,719,982	15,733,159	17,414,414	33,147,573
10	76,302	18,853	57,449	11	15,435	1,546,841	2,436,287	3,983,128
35,997	1,429,003	646,706	782,297	35,694	1,736,225	17,319,630	19,840,149	37,159,779
35,986	1,353,734	627,677	726,057	35,686	1,720,787	15,769,471	17,408,713	33,178,184
11	75,269	19,029	56,240	8	15,438	1,550,159	2,431,436	3,981,595
44,455	1,465,272	648,989	816,283	36,288	1,745,056	17,376,735	19,838,126	37,214,861
44,451	1,420,078	642,617	777,461	36,283	1,729,619	15,822,948	17,407,574	33,230,522
4	45,194	6,372	38,822	5	15,437	1,553,787	2,430,552	3,984,339
45,931	1,461,176	642,128	819,048	38,309	1,753,407	17,484,745	19,820,190	37,304,935
45,925	1,417,365	636,180	781,185	38,302	1,737,971	15,928,855	17,393,511	33,322,366
6	43,811	5,948	37,863	7	15,436	1,555,890	2,426,679	3,982,569
40,926	1,819,240	671,451	1,147,789	42,356	1,752,678	17,479,465	19,510,251	36,989,716
40,919	1,743,827	664,405	1,079,422	42,352	1,737,239	15,922,380	17,109,379	33,031,759
7	75,413	7,046	68,367	4	15,439	1,557,085	2,400,872	3,957,957

Note : Data on qualification and disqualification do not include institution changes of Government Employees

제 I-6-1표

Table I-6-1

시도별 월별 세대수

Changes in Qualification of Households

구 분 Division	당 월 초 현 재 The Month's Beginning		지 역 취 득 Acquirement				
			계 Total		직장상실 I.W. Unemployment		기 Others
	세 대 수 Households	가 입 자 Insured	세 대 수 Households	가 입 자 Insured	세 대 수 Households	가 입 자 Insured	세 대 수 Households
계 Total	7,786,208	14,041,973	4,378,399	10,345,125	3,526,480	8,181,394	851,919
서울 Seoul	1,532,147	2,704,848	878,264	1,989,043	687,642	1,542,495	190,622
부산 Busan	523,700	949,326	276,808	668,545	224,774	532,775	52,034
대구 Daegu	353,795	657,076	186,203	451,699	147,620	353,955	38,583
인천 Incheon	433,615	794,903	265,341	655,907	218,523	531,058	46,818
광주 Gwangju	203,051	361,383	118,070	278,956	92,572	215,100	25,498
대전 Daejeon	209,706	379,822	121,859	285,335	97,164	224,335	24,695
울산 Ulsan	152,942	276,807	96,909	236,593	82,925	197,522	13,984
세종 Sejong	28,940	52,381	21,003	51,515	16,398	38,534	4,605
경기 Gyeonggi	1,837,212	3,377,797	1,073,903	2,619,933	865,206	2,079,244	208,697
강원 Gangwon	261,243	452,239	137,066	301,756	111,544	238,042	25,522
충북 Chungbuk	239,671	423,842	137,935	310,986	114,362	251,395	23,573
충남 Chungnam	333,406	597,935	187,482	424,905	154,884	340,617	32,598
전북 Jeonbuk	291,406	515,796	152,692	355,579	121,571	275,231	31,121
전남 Jeonnam	330,961	587,929	167,452	395,522	136,851	312,676	30,601
경북 Gyeongbuk	424,212	759,362	231,551	535,064	189,591	426,737	41,960
경남 Gyeongnam	512,453	938,971	266,820	647,532	219,125	519,074	47,695
제주 Jeju	117,748	211,556	59,041	136,255	45,728	102,604	13,313
1월 Jan.	7,786,208	14,041,973	484,747	1,134,646	433,874	993,520	50,873
2월 Feb.	7,778,884	14,054,536	289,345	702,009	244,058	582,660	45,287
3월 Mar.	7,706,778	13,895,399	400,182	976,999	345,854	838,436	54,328
4월 Apr.	7,675,304	13,824,619	337,633	802,879	289,865	680,526	47,768
5월 May.	7,629,157	13,708,165	335,528	789,335	282,724	657,472	52,804
6월 Jun.	7,602,137	13,644,211	315,413	740,717	270,101	627,165	45,312
7월 Jul.	7,594,392	13,611,517	514,160	1,201,065	322,540	739,474	191,620
8월 Aug.	7,852,217	13,917,501	317,502	754,830	269,793	628,971	47,709
9월 Sep.	7,844,682	13,894,621	285,872	675,050	250,103	583,390	35,769
10월 Oct.	7,842,936	13,874,661	312,608	733,615	267,847	615,801	44,761
11월 Nov.	7,829,341	13,829,542	311,160	723,494	267,040	608,452	44,120
12월 Dec.	7,808,638	13,758,417	474,249	1,110,486	282,681	625,527	191,568

주 : 실 거주지 기준

및 가입자 변동 현황(지역)

and Insured , and Establishment by Month(S.E.)

(단위 : 세대, 명)

Unit : Households, Person

	지 역 상 실 Disqualification						당 월 말 현 재 The Month's End	
타	계 Total		직장취득 I.W. Acquirement		기 타 Others			
가 입 자 Insured	세 대 수 Households	가 입 자 Insured	세 대 수 Households	가 입 자 Insured	세 대 수 Households	가 입 자 Insured	세 대 수 Households	가 입 자 Insured
2,163,731	4,836,186	11,621,748	4,182,943	9,952,738	653,243	1,669,010	8,052,557	14,082,266
446,548	964,469	2,201,429	828,015	1,889,090	136,454	312,339	1,571,572	2,684,172
135,770	307,312	753,734	266,923	648,685	40,389	105,049	540,187	948,178
97,744	204,970	507,726	176,156	435,343	28,814	72,383	366,138	657,506
124,849	295,859	738,593	258,319	640,945	37,540	97,648	447,395	795,513
63,856	127,871	307,165	109,298	260,170	18,573	46,995	211,726	365,204
61,000	132,566	318,062	115,118	272,782	17,448	45,280	216,567	378,009
39,071	105,567	262,448	94,517	232,040	11,050	30,408	157,754	278,351
12,981	22,373	55,716	19,590	47,314	2,783	8,402	33,985	60,713
540,689	1,184,671	2,942,162	1,032,415	2,542,688	152,256	399,474	1,922,700	3,429,127
63,714	151,113	339,581	128,675	284,735	22,438	54,846	268,069	452,159
59,591	152,325	349,432	133,029	300,350	19,296	49,082	248,057	426,217
84,288	207,056	478,801	179,861	407,258	27,195	71,543	343,587	598,365
80,348	170,891	406,860	145,546	339,579	25,345	67,281	299,748	515,079
82,846	190,937	459,483	163,448	383,709	27,489	75,774	336,625	579,212
108,327	255,950	607,244	217,347	506,749	38,603	100,495	439,727	765,797
128,458	298,743	742,324	261,118	637,144	37,625	105,180	525,391	933,872
33,651	63,513	150,988	53,568	124,157	9,945	26,831	123,329	214,792
141,126	524,651	1,256,595	461,383	1,096,083	63,268	160,512	7,778,884	14,054,536
119,349	391,989	960,848	341,395	821,905	50,594	138,943	7,706,778	13,895,399
138,563	476,498	1,174,277	409,980	1,004,950	66,518	169,327	7,675,304	13,824,619
122,353	426,853	1,032,593	369,092	887,627	57,761	144,966	7,629,157	13,708,165
131,863	400,038	961,098	344,225	820,286	55,813	140,812	7,602,137	13,644,211
113,552	365,902	874,252	314,456	748,858	51,446	125,394	7,594,392	13,611,517
461,591	428,007	1,017,295	371,212	873,377	56,795	143,918	7,852,217	13,917,501
125,859	368,879	888,514	318,225	756,980	50,654	131,534	7,844,682	13,894,621
91,660	330,574	791,952	288,459	684,589	42,115	107,363	7,842,936	13,874,661
117,814	366,598	880,284	314,904	745,848	51,694	134,436	7,829,341	13,829,542
115,042	379,021	894,734	328,609	765,238	50,412	129,496	7,808,638	13,758,417
484,959	377,176	889,306	321,003	746,997	56,173	142,309	8,052,557	14,082,266

Note : Based on the resident place

제 I-7표
Table I-7

사업장 규모별 적용
Beneficiaries by

구 분 Division	직 장 계 I.W. Total				근
	사 업 장 Establishments	계 Total	가 입 자 Insured	피 부 양 자 Dependents	사 업 장 Establishments
계 Total	1,752,678	36,555,649	17,311,081	19,244,568	1,737,239
5인 미만 Less than	1,142,507	4,934,539	2,540,678	2,393,861	1,142,112
5 ~ 9	346,131	4,257,375	2,220,454	2,036,921	344,232
10 ~ 14	100,128	2,233,482	1,164,730	1,068,752	98,148
15 ~ 19	47,136	1,524,721	790,625	734,096	46,011
20 ~ 29	46,015	2,115,992	1,096,447	1,019,545	44,486
30 ~ 39	20,456	1,380,188	695,697	684,491	18,708
40 ~ 49	12,325	1,101,572	544,627	556,945	10,636
50 ~ 59	7,732	858,962	419,122	439,840	6,337
60 ~ 69	5,355	713,499	344,374	369,125	4,442
70 ~ 79	3,786	580,497	281,224	299,273	3,254
80 ~ 89	2,912	507,054	245,583	261,471	2,638
90 ~ 99	2,208	432,982	208,148	224,834	2,070
100 ~ 199	8,835	2,596,128	1,214,179	1,381,949	8,266
200 ~ 299	2,788	1,503,355	675,264	828,091	2,516
300 ~ 399	1,168	914,241	402,513	511,728	998
400 ~ 499	694	717,844	309,900	407,944	540
500 ~ 599	451	572,974	246,952	326,022	349
600 ~ 699	347	525,301	224,432	300,869	265
700 ~ 799	275	492,832	206,195	286,637	191
800 ~ 899	226	454,510	191,363	263,147	157
900 ~ 999	146	319,408	138,491	180,917	107
1,000 ~ 1,499	417	1,184,222	504,569	679,653	286
1,500 ~ 1,999	212	853,548	364,279	489,269	140
2,000 ~ 2,499	125	681,892	278,984	402,908	96
2,500 ~ 2,999	67	435,075	180,568	254,507	46
3,000 ~ 3,499	47	354,627	150,924	203,703	40
3,500 ~ 3,999	29	256,218	106,859	149,359	27
4,000 ~ 4,499	25	262,638	105,884	156,754	20
4,500 ~ 4,999	18	218,308	85,458	132,850	15
5,000 ~ 9,999	78	1,288,812	536,301	752,511	68
10,000 ~ 14,999	20	650,554	251,255	399,299	20
15,000 ~ 19,999	7	341,034	123,007	218,027	7
20,000 ~ 24,999	4	259,507	90,787	168,720	4
25,000 ~ 29,999	1	63,817	25,425	38,392	1
30,000 ~ 34,999	3	250,771	91,687	159,084	3
35,000 ~ 39,999	1	114,226	37,612	76,614	1
40,000 ~ 44,999	-	-	-	-	-
45,000 ~ 49,999	1	75,325	46,804	28,521	-
50,000인 이상 Over	2	527,619	169,680	357,939	2

주 : 연도말 기준

인구 현황(직장)

Industrial Class(I.W.)

(단위 : 개, 명)
Unit : Each, Person

로 자 C.E.			공 · 교 G.&T.			
계 Total	가 입 자 Insured	피 부 양 자 Dependents	사 업 장 Establishments	계 Total	가 입 자 Insured	피 부 양 자 Dependents
32,597,692	15,753,996	16,843,696	15,439	3,957,957	1,557,085	2,400,872
4,932,321	2,539,426	2,392,895	395	2,218	1,252	966
4,234,160	2,206,851	2,027,309	1,899	23,215	13,603	9,612
2,188,856	1,141,163	1,047,693	1,980	44,626	23,567	21,059
1,485,596	771,877	713,719	1,125	39,125	18,748	20,377
2,027,100	1,058,928	968,172	1,529	88,892	37,519	51,373
1,235,494	635,275	600,219	1,748	144,694	60,422	84,272
921,625	469,508	452,117	1,689	179,947	75,119	104,828
679,075	343,395	335,680	1,395	179,887	75,727	104,160
573,550	285,667	287,883	913	139,949	58,707	81,242
486,495	241,768	244,727	532	94,002	39,456	54,546
451,150	222,558	228,592	274	55,904	23,025	32,879
400,506	195,197	205,309	138	32,476	12,951	19,525
2,371,003	1,134,231	1,236,772	569	225,125	79,948	145,177
1,307,497	608,236	699,261	272	195,858	67,028	128,830
743,337	343,241	400,096	170	170,904	59,272	111,632
526,780	240,348	286,432	154	191,064	69,552	121,512
417,643	191,533	226,110	102	155,331	55,419	99,912
379,086	170,796	208,290	82	146,215	53,636	92,579
323,789	143,148	180,641	84	169,043	63,047	105,996
298,811	132,791	166,020	69	155,699	58,572	97,127
221,634	101,575	120,059	39	97,774	36,916	60,858
773,485	345,940	427,545	131	410,737	158,629	252,108
537,679	241,755	295,924	72	315,869	122,524	193,345
519,725	214,176	305,549	29	162,167	64,808	97,359
282,459	123,470	158,989	21	152,616	57,098	95,518
302,361	128,512	173,849	7	52,266	22,412	29,854
235,344	99,589	135,755	2	20,874	7,270	13,604
216,310	84,739	131,571	5	46,328	21,145	25,183
184,873	71,335	113,538	3	33,435	14,123	19,312
1,132,420	477,515	654,905	10	156,392	58,786	97,606
650,554	251,255	399,299	-	-	-	-
341,034	123,007	218,027	-	-	-	-
259,507	90,787	168,720	-	-	-	-
63,817	25,425	38,392	-	-	-	-
250,771	91,687	159,084	-	-	-	-
114,226	37,612	76,614	-	-	-	-
-	-	-	-	-	-	-
-	-	-	1	75,325	46,804	28,521
527,619	169,680	357,939	-	-	-	-

Note : As of the end of the Year

제 I-8표
Table I-8

시도별 외국인 및
Number of Foreigner

구 분 Division	총 계 G. T			직 장				
				계 Total			재 외 Overseas	
	계 Total	재외국민 overseas Koreans	외 국 인 Foreigner	계 Households	가 입 자 Insured	피 부 양 자 Households	계 Households	가 입 자 Insured
계 Total	971,199	24,454	946,745	664,529	474,713	189,816	17,472	8,883
서 울 Seoul	235,959	10,325	225,634	129,000	82,157	46,843	7,812	4,270
부 산 Busan	28,768	1,187	27,581	22,360	16,294	6,066	766	361
대 구 Daegu	18,583	483	18,100	14,415	9,911	4,504	325	153
인 천 Incheon	55,238	1,096	54,142	37,428	25,408	12,020	755	342
광 주 Gwangju	12,028	180	11,848	8,435	5,887	2,548	119	57
대 전 Daejeon	11,094	381	10,713	7,338	4,245	3,093	290	125
울 산 Ulsan	16,873	144	16,729	12,092	8,458	3,634	97	44
세 종 Sejong	3,757	126	3,631	2,989	2,196	793	96	45
경 기 Gyeonggi	355,164	7,252	347,912	245,032	178,104	66,928	5,165	2,449
강 원 Gangwon	11,387	429	10,958	8,149	5,530	2,619	235	107
충 북 Chungbuk	32,251	334	31,917	27,149	21,117	6,032	229	130
충 남 Chungnam	53,424	476	52,948	42,044	31,561	10,483	308	172
전 북 Jeonbuk	18,281	288	17,993	13,128	9,229	3,899	179	81
전 남 Jeonnam	20,382	231	20,151	14,940	11,106	3,834	132	58
경 북 Gyeongbuk	34,044	441	33,603	27,424	21,058	6,366	297	148
경 남 Gyeongnam	51,677	508	51,169	43,482	35,201	8,281	314	139
제 주 Jeju	12,289	573	11,716	9,124	7,251	1,873	353	202

주 : 연도말 기준

재외국민 적용인구 현황

overseas Korean by Province

(단위 : 명, 세대)

Unit : Person, Households

I.W.				지 역					
				S.E.					
국 민 Koreans	외 국 인 Foreigner			계 Total		재 외 국 민 Overseas Koreans		외 국 인 Foreigner	
피 부 양 자 Households	계 Households	가 입 자 Insured	피 부 양 자 Households	가 입 자 Insured	세 대 수 Households	가 입 자 Insured	세 대 수 Households	가 입 자 Insured	세 대 수 Households
8,589	647,057	465,830	181,227	306,670	142,898	6,982	3,425	299,688	139,473
3,542	121,188	77,887	43,301	106,959	54,411	2,513	1,216	104,446	53,195
405	21,594	15,933	5,661	6,408	2,402	421	209	5,987	2,193
172	14,090	9,758	4,332	4,168	1,528	158	63	4,010	1,465
413	36,673	25,066	11,607	17,810	7,705	341	187	17,469	7,518
62	8,316	5,830	2,486	3,593	1,433	61	29	3,532	1,404
165	7,048	4,120	2,928	3,756	1,717	91	39	3,665	1,678
53	11,995	8,414	3,581	4,781	2,269	47	30	4,734	2,239
51	2,893	2,151	742	768	304	30	12	738	292
2,716	239,867	175,655	64,212	110,132	52,880	2,087	1,024	108,045	51,856
128	7,914	5,423	2,491	3,238	1,071	194	101	3,044	970
99	26,920	20,987	5,933	5,102	2,112	105	51	4,997	2,061
136	41,736	31,389	10,347	11,380	4,907	168	74	11,212	4,833
98	12,949	9,148	3,801	5,153	1,714	109	50	5,044	1,664
74	14,808	11,048	3,760	5,442	1,578	99	58	5,343	1,520
149	27,127	20,910	6,217	6,620	2,318	144	62	6,476	2,256
175	43,168	35,062	8,106	8,195	3,231	194	100	8,001	3,131
151	8,771	7,049	1,722	3,165	1,318	220	120	2,945	1,198

Note : As of the end of the Year

제2장

Provider

요양기관

요양기관 통계 자료 이용시 유의사항

(Instructions for using provider statistics data)

요양기관 현황은 의료서비스 제공에 소요되는 인력, 시설, 장비로서, 의료법령 등에서 의료기관의 개설 신고 및 허가의 조건이 되며, 건강보험법령 등에서는 요양급여비용을 심사·평가하는데 필요한 산정요소가 됨.

요양기관 통계는 의료법, 약사법 등에 따른 의료기관, 약국 등의 기관 수 및 근무인력 등과는 다음과 같은 기준으로 차이가 있음.

- 요양급여비용을 청구하는 의료기관을 대상으로 함
- 요양급여비용 청구기관이 우리원에 신고한 인력, 시설, 장비 자료만을 대상으로 연도 말 기준으로 산출함

Provider data include personnel, facility, and equipment used for healthcare services. It is the basis for the registration of opening and closing down of a provider, and also for the benefit claim review and assessment.

Provider statistics have some discrepancies when crosschecked with number of providers registered under the Medical Treatment Law and Pharmaceutical Affairs Act because:

- Provider statistics collect information from claims data
- Provider statistics are produced based on the year end data of reported personnel, facility, and equipment.

제I-9표

Table I-9

지역별 종별 요양

Provider data by region and

구 분	계 Total	상급종합병원 Tertiary hospital	종합병원 General hospital	병 원 Hospital	요양병원 Healthcare Institute	의 원 Clinic	치과병원 Dental hospital	치과의원 Dental clinic
2000	61,776	43	245	662	19	19,688	60	10,592
2001	62,714	43	234	677	28	21,342	72	10,783
2002	65,549	42	241	729	54	22,760	90	11,157
2003	67,960	42	241	803	68	23,559	103	11,556
2004	70,394	42	241	857	113	24,301	108	12,083
2005	72,921	42	249	909	203	25,166	124	12,548
2006	75,108	43	253	961	361	25,789	136	13,002
2007	76,803	43	261	1,048	591	26,141	153	13,339
2008	78,461	43	269	1,193	690	26,528	168	13,750
2009	80,270	44	269	1,262	777	27,027	183	14,242
2010	81,681	44	274	1,315	867	27,469	191	14,681
2011	82,948	44	275	1,375	988	27,837	199	15,058
2012	83,811	44	278	1,421	1,103	28,033	201	15,365
2013	84,971	43	281	1,451	1,232	28,328	203	15,727
2014	86,629	43	287	1,474	1,337	28,883	205	16,172
2015	88,163	43	294	1,496	1,372	29,488	213	16,609
2016	89,919	43	298	1,514	1,428	30,292	223	17,023
2017	91,545	43	301	1,466	1,529	30,938	231	17,376
2018	93,184	42	311	1,465	1,560	31,718	237	17,668
서 울	22,345	13	45	223	119	8,372	65	4,807
부 산	6,679	4	25	137	187	2,342	24	1,265
대 구	5,001	5	10	108	64	1,760	17	882
인 천	4,404	3	16	62	72	1,529	9	900
광 주	2,809	2	20	78	64	933	13	614
대 전	2,975	1	9	49	51	1,068	6	523
울 산	1,791	-	8	41	42	604	3	381
세 종	465	-	-	-	6	171	1	80
경 기	19,851	5	58	265	336	6,817	36	4,082
강 원	2,497	1	14	45	33	761	4	382
충 북	2,704	1	12	39	52	865	3	417
충 남	3,605	2	11	45	91	1,062	11	548
전 북	3,740	2	11	77	86	1,153	3	573
전 남	3,367	1	23	74	84	943	7	469
경 북	4,441	-	20	76	120	1,282	14	652
경 남	5,310	2	23	139	144	1,620	20	881
제 주	1,200	-	6	7	9	436	1	212

주 : 연도말 기준

기관 현황

provider type

(단위 : 기관)

Unit : Provider

조 산 원 Midwifery clinic	보건의료원 Hospitalized health center	보 건 소 Health center	보건지소 Health subcenter	보건진료소 Primary health care post	한방병원 Oriental hospital	한 의 원 Oriental clinic	약 국 Pharmacy	Division
126	17	230	1,270	1,910	141	7,243	19,530	2000
86	17	229	1,267	1,879	140	7,563	18,354	2001
82	18	228	1,266	1,878	149	8,128	18,727	2002
70	17	231	1,270	1,887	152	8,699	19,262	2003
63	17	232	1,272	1,895	156	9,176	19,838	2004
52	17	234	1,274	1,897	149	9,761	20,296	2005
51	17	237	1,276	1,907	145	10,297	20,633	2006
51	17	237	1,282	1,909	142	10,859	20,730	2007
51	17	239	1,286	1,914	146	11,334	20,833	2008
49	17	239	1,292	1,914	158	11,782	21,015	2009
46	17	240	1,296	1,916	168	12,061	21,096	2010
40	17	240	1,294	1,917	184	12,401	21,079	2011
33	15	243	1,301	1,910	201	12,705	20,958	2012
34	15	243	1,307	1,905	212	13,100	20,890	2013
35	15	244	1,314	1,908	231	13,423	21,058	2014
31	15	243	1,313	1,906	260	13,613	21,267	2015
28	15	241	1,316	1,905	282	13,868	21,443	2016
26	15	241	1,315	1,904	312	14,111	21,737	2017
21	15	241	1,317	1,905	307	14,295	22,082	2018
3	-	25	8	-	42	3,614	5,009	Seoul
2	-	16	11	5	9	1,135	1,517	Busan
-	-	8	9	8	2	869	1,259	Daegu
2	-	10	27	26	26	649	1,073	Incheon
-	-	5	1	10	87	318	664	Gwangju
1	-	5	6	8	6	512	730	Daejeon
-	-	5	8	11	2	283	403	Ulsan
-	-	1	10	7	1	73	115	Sejong
7	1	45	125	161	51	3,070	4,792	Gyeonggi
-	2	16	97	129	2	354	657	Gangwon
1	-	14	94	158	8	393	647	Chungbuk
-	2	14	151	234	5	521	908	Chungnam
-	4	10	149	242	29	509	892	Jeonbuk
2	3	19	214	327	24	377	800	Jeonnam
1	2	23	223	311	4	632	1,081	Gyongbuk
1	1	19	173	221	9	801	1,256	Gyongnam
1	-	6	11	47	-	185	279	Jeju

Note : As of the end of the year

제 I-10표
Table I-10

종별 설립 구분별
Provider data by type of provider

구 분 Division		계 Total	국 립 National	공 립 Public	학교법인 School foundation	특수법인 Special juridical corporation	종교법인 Religious foundation
계		93,184	91	3,682	137	17	4
의료기관	소 계	71,102	91	3,682	137	17	4
	상급종합병원	42	-	12	26	-	-
	종합병원	311	1	48	39	5	1
	병원	1,465	8	26	10	1	-
	요양병원	1,560	2	87	3	-	-
	의원	31,718	65	13	16	7	2
	치과병원	237	-	8	10	-	-
	치과의원	17,668	12	3	5	4	-
	조산원	21	-	-	-	-	-
	보건의료원	15	-	15	-	-	-
	보건소	241	-	241	-	-	-
	보건지소	1,317	-	1,316	-	-	-
	보건진료소	1,905	-	1,905	-	-	-
	한방병원	307	-	2	20	-	-
	한의원	14,295	3	6	8	-	1
약국		22,082	-	-	-	-	-

주 : 연도말 기준

요양기관 현황

type and establishment

(단위 : 기관)

Unit : Provider

사회복지 법인 Social welfare foundation	사단 법인 Corporation aggregate	재단 법인 Juridical foundation	회사 법인 Company	의료 법인 Medical corporation	소비자생활 협동조합 Consumer cooperative	사회적 협동조합 Social cooperative	개 인 Individual	군 병 원 Military hospital	기 타 Etc.	Division
85	151	184	114	1,319	182	42	87,137	39	-	Total
85	151	183	114	1,319	182	42	65,056	39	-	Subtotal
1	-	1	-	2	-	-	-	-	-	Tertiary hospital
1	-	21	-	122	-	-	72	1	-	General hospital
17	3	25	-	312	2	-	1,042	19	-	Hospital
20	7	17	-	639	21	-	764	-	-	Healthcare Institute
37	114	70	98	147	99	14	31,032	4	-	Clinic
-	-	2	-	13	-	-	200	4	-	Dental hospital
1	22	8	12	21	24	15	17,539	2	-	Dental clinic
-	-	-	-	-	-	-	21	-	-	Midwifery clinic
-	-	-	-	-	-	-	-	-	-	Hospitalized health center
-	-	-	-	-	-	-	-	-	-	Health center
-	-	-	-	-	-	-	1	-	-	Health subcenter
-	-	-	-	-	-	-	-	-	-	Primary health care post
-	-	21	-	33	2	-	229	-	-	Oriental hospital
8	5	18	4	30	34	13	14,156	9	-	Oriental clinic
-	-	1	-	-	-	-	22,081	-	-	Pharmacy

Note : As of the end of the year

제 I-11표

Table I-11

지역별 설립구분별 Provider data by region and

구 분 Division	계 Total	국 립 National	공 립 Public	학교법인 School foundation	특수법인 Special juridical corporation	종교법인 Religious foundation	사회복지법인 Social welfare foundation
계 Total	93,184	91	3,682	137	17	4	85
서 울 Seoul	22,345	20	60	29	6	2	16
부 산 Busan	6,679	4	40	9	1	-	7
대 구 Daegu	5,001	5	32	7	1	-	3
인 천 Incheon	4,404	2	70	11	1	-	5
광 주 Gwangju	2,809	1	22	7	-	-	1
대 전 Daejeon	2,975	5	24	5	3	-	10
울 산 Ulsan	1,791	2	25	4	2	-	2
세 종 Sejong	465	4	20	2	-	-	-
경 기 Gyeonggi	19,851	10	363	23	1	2	14
강 원 Gangwon	2,497	3	259	4	-	-	3
충 북 Chungbuk	2,704	6	276	6	1	-	2
충 남 Chungnam	3,605	6	411	8	-	-	6
전 북 Jeonbuk	3,740	2	417	11	-	-	1
전 남 Jeonnam	3,367	6	581	1	-	-	1
경 북 Gyeongbuk	4,441	7	581	8	-	-	8
경 남 Gyeongnam	5,310	5	433	2	-	-	3
제 주 Jeju	1,200	3	68	-	1	-	3

주 : 연도말 기준

요양기관 현황

type of establishment

(단위 : 기관)

Unit : Provider

사단법인 Corporation aggregate	재단법인 Juridical foundation	회사법인 Company	의료법인 Medical corporation	소비자생활 협동조합 Consumer cooperative	사회적 협동조합 Social cooperative	개 인 Individual	군 병 원 Military hospital	기 타 Etc.
151	184	114	1,319	182	42	87,137	39	-
30	43	34	124	21	9	21,950	1	-
18	16	4	150	10	-	6,417	3	-
8	14	2	39	6	-	4,884	-	-
7	3	5	50	9	3	4,234	4	-
7	8	7	30	4	-	2,722	-	-
8	3	2	33	14	4	2,860	4	-
5	2	6	38	2	-	1,703	-	-
-	-	1	5	1	-	432	-	-
19	36	18	263	71	20	19,003	8	-
7	4	-	41	5	2	2,165	4	-
9	5	1	59	4	-	2,333	2	-
2	4	10	70	1	-	3,083	4	-
10	14	-	69	6	3	3,207	-	-
1	6	5	67	2	1	2,694	2	-
3	11	10	128	9	-	3,672	4	-
12	13	9	139	16	-	4,675	3	-
5	2	-	14	1	-	1,103	-	-

Note : As of the end of the year

제I-12표
Table I-12

지역별 표시과목
Clinic data by region

구 분	계 Total	서 울 Seoul	부 산 Busan	대 구 Daegu	인 천 Incheon	광 주 Gwangju	대 전 Daejeon	울 산 Ulsan	세 종 Sejong
계	31,718	8,372	2,342	1,760	1,529	933	1,068	604	171
내 과	4,709	1,076	381	332	229	152	172	91	22
신 경 과	204	41	12	25	7	6	13	-	2
정 신 건 강 의 학 과	1,104	336	99	59	45	34	53	16	7
외 과	995	198	65	75	42	31	32	13	6
정 형 외 과	2,083	508	147	122	122	33	74	42	12
신 경 외 과	475	83	32	42	24	17	9	8	4
흉 부 외 과	49	9	5	3	3	-	4	3	-
성 형 외 과	954	494	88	60	25	29	31	13	3
마 취 통 증 의 학 과	1,105	247	107	73	45	38	34	27	7
산 부 인 과	1,311	394	65	87	59	37	45	32	6
소 아 청 소 년 과	2,221	509	137	112	148	43	64	36	22
안 과	1,598	428	127	99	65	40	43	32	7
이 비 인 후 과	2,470	652	197	156	126	75	80	47	16
피 부 과	1,279	483	104	72	45	53	36	21	5
비 뇨 의 학 과	1,027	242	90	73	45	33	38	27	6
영 상 의 학 과	153	41	9	9	3	3	9	4	1
방 사 선 종 양 학 과	-	-	-	-	-	-	-	-	-
병 리 과	22	4	2	6	-	2	2	-	-
진 단 검 사 의 학 과	12	4	-	2	-	-	2	-	-
결 핵 과	2	-	-	-	-	-	-	1	-
재 활 의 학 과	395	130	19	13	18	13	34	6	1
핵 의 학 과	1	-	1	-	-	-	-	-	-
가 정 의 학 과	838	201	34	30	34	52	34	16	5
응 급 의 학 과	-	-	-	-	-	-	-	-	-
직 업 환 경 의 학 과	1	-	-	-	-	-	-	-	-
예 방 의 학 과	-	-	-	-	-	-	-	-	-
전 문 과 목 미 표 시	5,781	1,608	387	224	316	158	161	111	23
일 반 의	2,929	684	234	86	128	84	98	58	16

주 : 연도말 기준

별 의원 현황 and Departments

(단위 : 기관)
Unit : Provider

경 기 Gyeonggi	강 원 Gangwon	충 북 Chungbuk	충 남 Chungnam	전 북 Jeonbuk	전 남 Jeonnam	경 북 Gyeongbuk	경 남 Gyeongnam	제 주 Jeju	Division
6,817	761	865	1,062	1,153	943	1,282	1,620	436	Total
1,002	119	127	157	208	133	201	259	48	Internal medicine
29	5	9	10	15	9	14	6	1	Neurology
232	19	28	27	44	18	25	46	16	Psychiatry
205	30	31	57	51	34	60	54	11	General surgery
498	50	65	69	80	39	90	98	34	Orthopedic surgery
104	17	23	18	20	16	24	26	8	Neurosurgery
6	-	3	4	1	3	2	2	1	Thoracic surgery
98	14	10	16	19	10	11	18	15	Plastic surgery
213	25	28	32	51	45	53	62	18	Anesthesiology & Pain medicine
268	31	41	42	50	19	54	59	22	Obstetrics & Gynecology
675	53	50	62	76	27	74	105	28	Pediatrics
339	41	37	52	59	51	68	88	22	Ophthalmology
609	45	58	55	68	46	88	125	27	Otorhinolaryngology
267	16	22	24	36	20	23	45	7	Dermatology
202	26	33	36	29	32	43	63	9	Urological section
34	8	4	7	9	1	4	6	1	Radiology
-	-	-	-	-	-	-	-	-	Radiation oncology
3	-	-	-	1	-	-	2	-	Pathology
3	-	-	-	1	-	-	-	-	Laboratory medicine
1	-	-	-	-	-	-	-	-	Tuberculosis
81	14	10	13	11	4	10	11	7	Rahabilitation
-	-	-	-	-	-	-	-	-	Nuclear medicine
178	15	40	25	76	24	32	33	9	Family medicine
-	-	-	-	-	-	-	-	-	Emergency medicine
-	-	-	-	-	-	-	1	-	Occupational & Environmental med.
-	-	-	-	-	-	-	-	-	Preventive medicine
1,226	149	146	213	141	255	251	317	95	Non-specialists
544	84	100	143	107	157	155	194	57	General practitioner

Note : As of the end of the year

제 I-13표
Table I-13

요양기관 종별 인력
Medical personnel data by provider

구 분		계 Total	의 사 Physicians					치 과 의 사 Dentist				
			소 계 Subtotal	일반의 Gen. practitioner	인 턴 Intern	레지던트 Resident	전문의 Specialist	소 계 Subtotal	일반의 Gen. practitioner	인 턴 Intern	레지던트 Resident	전문의 Specialist
계		235,556	102,471	5,557	2,777	10,990	83,147	25,792	21,136	372	822	3,462
의 료 기 관	소 계	204,261	102,471	5,557	2,777	10,990	83,147	25,792	21,136	372	822	3,462
	상급 종합병원	24,259	20,879	128	1,717	7,041	11,993	434	54	37	144	199
	종합 병원	27,234	20,793	155	1,030	3,843	15,765	662	366	27	66	203
	병 원	23,124	10,730	243	4	84	10,399	131	59	-	-	72
	요 양 병 원	21,559	5,861	623	-	22	5,216	17	16	-	-	1
	의 원	60,290	41,845	3,205	-	-	38,640	2	2	-	-	-
	치 과 병 원	2,459	21	-	-	-	21	2,423	701	306	612	804
	치 과 의 원	21,677	-	-	-	-	-	21,673	19,510	-	-	2,163
	조 산 원	21	-	-	-	-	-	-	-	-	-	-
	보건의료원	235	157	28	1	-	128	29	26	1	-	2
	보 건 소	1,592	656	235	2	-	419	244	236	1	-	7
	보 건 지 소	2,349	1,242	849	23	-	370	177	166	-	-	11
	보건진료소	-	-	-	-	-	-	-	-	-	-	-
	한 방 병 원	3,442	287	91	-	-	196	-	-	-	-	-
	한 의 원	16,020	-	-	-	-	-	-	-	-	-	-
약 국		31,295	-	-	-	-	-	-	-	-	-	-

주 : 연도말기준

현황I(의사, 약사 등)(계)

type I (doctor, pharmacist, etc.)(Total)

(단위 : 명)

Unit : Person

한 의 사 Oriental medical physician					조산사 Midwife	약 사 Pharmacist	물리 치료사 Physical Therapist	작업 치료사 Occupational Therapist	사회 복지사 Social Worker	Division	
소 계 Subtotal	일반의 Gen. practitioner	일반 수련의 Intern	전문 수련의 Resident	전문의 Specialist							
20,759	17,570	290	354	2,545	75	37,837	38,015	6,807	3,800	Total	
20,759	17,570	290	354	2,545	75	6,542	38,015	6,807	3,800	Subtotal	Medical Institutions
3	-	-	-	3	-	1,749	667	282	245	Tertiary hospital	
32	13	-	3	16	13	1,581	2,874	764	515	General hospital	
101	75	3	-	23	15	1,360	7,814	2,296	677	Hospital	
1,834	1,676	2	-	156	-	1,493	7,023	3,211	2,120	Healthcare Institute	
-	-	-	-	-	25	45	17,963	183	227	Clinic	
-	-	-	-	-	-	9	3	-	3	Dental hospital	
-	-	-	-	-	-	-	2	-	2	Dental clinic	
-	-	-	-	-	21	-	-	-	-	Midwifery clinic	
23	16	-	-	7	-	5	21	-	-	Hospitalized health center	
292	248	-	-	44	1	27	366	1	5	Health center	
700	612	12	-	76	-	2	219	7	2	Health subcenter	
-	-	-	-	-	-	-	-	-	-	Primary health care post	
1,782	483	273	351	675	-	245	1,061	63	4	Oriental hospital	
15,992	14,447	-	-	1,545	-	26	2	-	-	Oriental clinic	
-	-	-	-	-	-	31,295	-	-	-	Pharmacy	

Note : As of the end of the year

제 I-13-1표
Table I-13-1

요양기관 종별 인력
Medical personnel data by provider

구 분		계 Total	의 사 Physicians					치 과 의 사 Dentist				
			소 계 Subtotal	일반의 Gen. practitioner	인 턴 Intern	레지던트 Resident	전문의 Specialist	소 계 Subtotal	일반의 Gen. practitioner	인 턴 Intern	레지던트 Resident	전문의 Specialist
계		146,560	77,261	4,540	1,721	6,829	64,171	19,537	16,577	190	467	2,303
의 료 기 관	소 계	132,581	77,261	4,540	1,721	6,829	64,171	19,537	16,577	190	467	2,303
	상급 종합병원	14,778	13,780	99	1,034	4,260	8,387	270	17	20	98	135
	종 합 병 원	17,383	14,969	122	657	2,509	11,681	369	213	14	37	105
	병 원	12,602	8,301	191	4	47	8,059	96	31	-	-	65
	요 양 병 원	9,991	4,706	503	-	13	4,190	13	12	-	-	1
	의 원	40,463	33,420	2,514	-	-	30,906	2	2	-	-	-
	치 과 병 원	1,533	13	-	-	-	13	1,518	489	154	332	543
	치 과 의 원	16,880	-	-	-	-	-	16,879	15,445	-	-	1,434
	조 산 원	-	-	-	-	-	-	-	-	-	-	-
	보건의료원	222	156	28	1	-	127	29	26	1	-	2
	보 건 소	1,016	466	179	2	-	285	188	180	1	-	7
	보 건 지 소	2,166	1,226	842	23	-	361	173	162	-	-	11
	보건진료소	-	-	-	-	-	-	-	-	-	-	-
	한 방 병 원	2,263	224	62	-	-	162	-	-	-	-	-
	한 의 원	13,284	-	-	-	-	-	-	-	-	-	-
약 국		13,979	-	-	-	-	-	-	-	-	-	-

주 : 연도말기준

현황I(의사, 약사 등)(남자)

type I (doctor, pharmacist, etc.)(Male)

(단위 : 명)

Unit : Person

한 의 사 Oriental medical physician					조산사 Midwife	약 사 Pharmacist	물리 치료사 Physical Therapist	작업 치료사 Occupational Therapist	사회 복지사 Social Worker	Division	
소 계 Subtotal	일반의 Gen. practitioner	일반 수련의 Intern	전문 수련의 Resident	전문의 Specialist							
16,841	14,770	142	140	1,789	-	15,118	14,987	1,663	1,153	Total	
16,841	14,770	142	140	1,789	-	1,139	14,987	1,663	1,153	Subtotal	
1	-	-	-	1	-	155	443	81	48	Tertiary hospital	
21	9	-	2	10	-	224	1,428	243	129	General hospital	
65	53	1	-	11	-	237	3,105	601	197	Hospital	
1,328	1,250	2	-	76	-	381	2,161	697	705	Healthcare Institute	
-	-	-	-	-	-	4	6,947	21	69	Clinic	
-	-	-	-	-	-	1	-	-	1	Dental hospital	
-	-	-	-	-	-	-	-	-	1	Dental clinic	
-	-	-	-	-	-	-	-	-	-	Midwifery clinic	
23	16	-	-	7	-	1	13	-	-	Hospitalized health center	
238	211	-	-	27	-	2	122	-	-	Health center	
697	611	12	-	74	-	-	66	3	1	Health subcenter	
-	-	-	-	-	-	-	-	-	-	Primary health care post	
1,196	407	127	138	524	-	124	700	17	2	Oriental hospital	
13,272	12,213	-	-	1,059	-	10	2	-	-	Oriental clinic	
-	-	-	-	-	-	13,979	-	-	-	Pharmacy	

Medical Institutions

Note : As of the end of the year

제 I-13-2표
Table I-13-2

요양기관 종별 인력
Medical personnel data by provider

구 분		계 Total	의 사 Physicians					치 과 의 사 Dentist				
			소 계 Subtotal	일반의 Gen. practitioner	인 턴 Intern	레지던트 Resident	전문의 Specialist	소 계 Subtotal	일반의 Gen. practitioner	인 턴 Intern	레지던트 Resident	전문의 Specialist
계		88,996	25,210	1,017	1,056	4,161	18,976	6,255	4,559	182	355	1,159
의 료 기 관	소 계	71,680	25,210	1,017	1,056	4,161	18,976	6,255	4,559	182	355	1,159
	상급 종합병원	9,481	7,099	29	683	2,781	3,606	164	37	17	46	64
	중 합 병 원	9,851	5,824	33	373	1,334	4,084	293	153	13	29	98
	병 원	10,522	2,429	52	-	37	2,340	35	28	-	-	7
	요 양 병 원	11,568	1,155	120	-	9	1,026	4	4	-	-	-
	의 원	19,827	8,425	691	-	-	7,734	-	-	-	-	-
	치 과 병 원	926	8	-	-	-	8	905	212	152	280	261
	치 과 의 원	4,797	-	-	-	-	-	4,794	4,065	-	-	729
	조 산 원	21	-	-	-	-	-	-	-	-	-	-
	보건의료원	13	1	-	-	-	1	-	-	-	-	-
	보 건 소	576	190	56	-	-	134	56	56	-	-	-
	보 건 지 소	183	16	7	-	-	9	4	4	-	-	-
	보건진료소	-	-	-	-	-	-	-	-	-	-	-
	한 방 병 원	1,179	63	29	-	-	34	-	-	-	-	-
	한 의 원	2,736	-	-	-	-	-	-	-	-	-	-
약 국		17,316	-	-	-	-	-	-	-	-	-	-

주 : 연도말기준

현황I(의사, 약사 등)(여자)

type I (doctor, pharmacist, etc.)(Female)

(단위 : 명)

Unit : Person

한 의 사 Oriental medical physician					조산사 Midwife	약 사 Pharmacist	물리치료사 Physical Therapist	작업치료사 Occupational Therapist	사회복지사 Social Worker	Division
소 계 Subtotal	일반의 Gen. practitioner	일반수련의 Intern	전문수련의 Resident	전문의 Specialist						
3,918	2,800	148	214	756	75	22,719	23,028	5,144	2,647	Total
3,918	2,800	148	214	756	75	5,403	23,028	5,144	2,647	Subtotal
2	-	-	-	2	-	1,594	224	201	197	Tertiary hospital
11	4	-	1	6	13	1,357	1,446	521	386	General hospital
36	22	2	-	12	15	1,123	4,709	1,695	480	Hospital
506	426	-	-	80	-	1,112	4,862	2,514	1,415	Healthcare Institute
-	-	-	-	-	25	41	11,016	162	158	Clinic
-	-	-	-	-	-	8	3	-	2	Dental hospital
-	-	-	-	-	-	-	2	-	1	Dental clinic
-	-	-	-	-	21	-	-	-	-	Midwifery clinic
-	-	-	-	-	-	4	8	-	-	Hospitalized health center
54	37	-	-	17	1	25	244	1	5	Health center
3	1	-	-	2	-	2	153	4	1	Health subcenter
-	-	-	-	-	-	-	-	-	-	Primary health care post
586	76	146	213	151	-	121	361	46	2	Oriental hospital
2,720	2,234	-	-	486	-	16	-	-	-	Oriental clinic
-	-	-	-	-	-	17,316	-	-	-	Pharmacy

Medical Institutions

Note : As of the end of the year

제 I-14표
Table I-14

요양기관 종별 인력
Medical personnel data by

구 분		계 Total	간호사 Nurse						간호 조무사 Nurses' aide	임상 병리사 Medical Technologist	방사선사 Radiology technician
			소계 Subtotal	간호사 Nurse	가정전문 Specialist of family medicine	보건전문 Specialist of public health	마취전문 Specialist of anesthesia	정신전문 Specialist of psychiatry			
계		527,786	195,314	193,909	586	121	211	487	178,287	22,877	24,940
의 료 기 관	소 계	527,771	195,314	193,909	586	121	211	487	178,287	22,877	24,940
	상급 종합병원	70,280	47,623	47,398	146	8	18	53	2,080	4,668	4,035
	종합병원	110,449	65,682	65,446	176	6	31	23	11,050	6,615	5,787
	병원	71,224	31,041	30,657	47	72	127	138	19,962	3,164	4,305
	요양병원	74,786	27,021	26,842	56	-	1	122	31,821	718	1,366
	의원	109,628	15,149	14,914	126	19	28	62	74,146	6,856	8,563
	치과병원	5,287	135	130	-	-	5	-	350	27	77
	치과의원	51,225	410	405	3	2	-	-	17,569	8	24
	조산원	10	-	-	-	-	-	-	10	-	-
	보건의료원	416	222	208	7	-	-	7	81	38	38
	보건소	5,358	2,656	2,569	1	13	1	72	1,086	686	429
	보건지소	3,225	680	675	-	-	-	5	1,756	42	33
	보건진료소	1,873	1,862	1,844	16	1	-	1	10	-	-
	한방병원	6,350	1,866	1,861	4	-	-	1	2,219	54	281
	한의원	17,660	967	960	4	-	-	3	16,147	1	2
약국		15	-	-	-	-	-	-	-	-	-

주 : 연도말기준

현황Ⅱ(간호사 및 기타인원)

provider type Ⅱ(nurse and other staff)

(단위 : 명)
Unit : Person

치과 기공사 Dental technician	치과 위생사 Dental hygienist	의무기록사 Medical record administrator	동위원소취급자 Isotope staff		방사선 취급 감독자 Radiology supervisor	영양사 Nutritionist	조리사 Culinary staff	조혈모세포 냉동담당자 Stem cell refrigeration staff	정신보건 전문요원 Psychiatric special agent	안경사 Optician	기타 Else	Division
			일반 General	특수 Special								
2,582	36,402	5,018	520	229	217	6,982	9,469	78	1,817	634	42,420	Total
2,582	36,402	5,014	520	229	217	6,982	9,469	78	1,817	634	42,409	Subtotal
60	344	717	258	83	35	402	263	68	271	61	9,312	Tertiary hospital
60	887	1,290	213	109	52	916	1,121	7	261	75	16,324	General hospital
20	150	897	12	11	38	2,013	2,711	3	664	93	6,140	Hospital
-	27	1,398	2	-	27	2,932	3,780	-	496	-	5,198	Healthcare Institute
-	21	431	35	21	47	291	1,021	-	117	405	2,525	Clinic
360	3,814	27	-	-	3	6	7	-	-	-	481	Dental hospital
2,080	30,002	120	-	1	8	-	2	-	1	-	1,000	Dental clinic
-	-	-	-	-	-	-	-	-	-	-	-	Midwifery clinic
-	24	4	-	-	1	4	4	-	-	-	-	Hospitalized health center
2	434	12	-	4	4	42	1	-	2	-	-	Health center
-	696	1	-	-	-	6	-	-	1	-	10	Health subcenter
-	1	-	-	-	-	-	-	-	-	-	-	Primary health care post
-	2	82	-	-	2	364	527	-	3	-	950	Oriental hospital
-	-	35	-	-	-	6	32	-	1	-	469	Oriental clinic
-	-	4	-	-	-	-	-	-	-	-	11	Pharmacy

Note : As of the end of the year

제 I-15표
Table I-15

요양기관 지역별 인력
Medical personnel data by

구 분	계 Total	의 사 Physicians					치 과 의 사 Dentist				
		소 계 Subtotal	일반의 Gen. practitioner	인 턴 Intern	레지던트 Resident	전문의 Specialist	소 계 Subtotal	일반의 Gen. practitioner	인 턴 Intern	레지던트 Resident	전문의 Specialist
계	235,556	102,471	5,557	2,777	10,990	83,147	25,792	21,136	372	822	3,462
서 울	59,482	29,378	1,124	1,165	4,737	22,352	7,175	5,532	172	390	1,081
부 산	17,805	7,852	363	212	812	6,465	1,739	1,539	5	3	192
대 구	12,861	5,721	171	205	725	4,620	1,313	1,070	24	58	161
인 천	11,826	4,893	239	125	444	4,085	1,250	1,068	3	7	172
광 주	8,477	3,547	160	88	362	2,937	978	708	25	90	155
대 전	8,315	3,629	155	125	432	2,917	841	634	12	30	165
울 산	4,219	1,726	106	27	109	1,484	502	449	2	3	48
세 종	802	270	23	-	-	247	111	73	-	-	38
경 기	49,494	20,355	896	434	1,802	17,223	5,549	4,755	19	38	737
강 원	5,864	2,661	223	69	318	2,051	649	492	32	22	103
충 북	6,273	2,472	194	41	149	2,088	611	531	4	-	76
충 남	7,884	3,114	326	51	236	2,501	893	703	21	55	114
전 북	8,968	3,619	303	90	331	2,895	909	682	27	71	129
전 남	7,994	3,086	407	43	103	2,533	744	689	1	-	54
경 북	9,347	3,619	376	-	39	3,204	917	844	-	-	73
경 남	13,217	5,392	422	86	323	4,561	1,338	1,117	25	55	141
제 주	2,728	1,137	69	16	68	984	273	250	-	-	23

주 : 연도말기준

현황I(의사, 약사 등)(계)

region I (doctor, pharmacist, etc.)(Total)

(단위 : 명)

Unit : Person

한 의 사 Oriental medical physician					조산사 Midwife	약 사 Pharmacist	물리 치료사 Physical Therapist	작업 치료사 Occupational Therapist	사회 복지사 Social Worker	Division
소 계 Subtotal	일반의 Gen. practitioner	일반 수련의 Intern	전문 수련의 Resident	전문의 Specialist						
20,759	17,570	290	354	2,545	75	37,837	38,015	6,807	3,800	Total
4,816	3,872	107	119	718	13	9,106	7,352	1,139	503	Seoul
1,655	1,432	14	37	172	6	2,701	2,912	579	361	Busan
1,103	979	10	14	100	1	2,027	2,018	499	179	Daegu
945	819	13	-	113	8	1,856	2,181	464	229	Incheon
697	527	26	18	126	-	1,238	1,564	280	173	Gwangju
728	583	14	38	93	3	1,247	1,433	321	113	Daejeon
404	352	5	-	47	4	701	692	111	79	Ulsan
99	88	-	-	11	-	167	146	2	7	Sejong
4,226	3,597	38	52	539	27	8,487	8,203	1,791	856	Gyeonggi
508	433	10	-	65	-	987	856	119	84	Gangwon
618	514	9	15	80	1	1,093	1,194	164	120	Chungbuk
810	708	8	9	85	-	1,409	1,320	183	155	Chungnam
928	757	16	22	133	-	1,411	1,653	261	187	Jeonbuk
801	703	6	9	83	5	1,281	1,740	140	197	Jeonnam
985	912	3	5	65	1	1,598	1,785	202	240	Gyeongbuk
1,213	1,088	11	16	98	5	2,076	2,440	474	279	Gyeongnam
223	206	-	-	17	1	452	526	78	38	Jeju

Note : As of the end of the year

제 I-15-1표
Table I-15-1

요양기관 지역별 인력
Medical personnel data by

구 분	계 Total	의 사 Physicians					치 과 의 사 Dentist				
		소 계 Subtotal	일반의 Gen. practitioner	인 턴 Intern	레지던트 Resident	전문의 Specialist	소 계 Subtotal	일반의 Gen. practitioner	인 턴 Intern	레지던트 Resident	전문의 Specialist
계	146,560	77,261	4,540	1,721	6,829	64,171	19,537	16,577	190	467	2,303
서울	33,910	19,236	772	652	2,602	15,210	5,111	4,085	91	231	704
부산	10,983	6,066	275	138	551	5,102	1,272	1,155	-	3	114
대구	7,663	4,257	118	140	497	3,502	920	779	10	32	99
인천	7,359	3,776	207	88	298	3,183	1,006	881	2	4	119
광주	5,194	2,756	117	54	260	2,325	638	481	14	44	99
대전	5,105	2,715	120	76	278	2,241	630	502	4	20	104
울산	2,874	1,445	95	20	75	1,255	435	401	2	2	30
세종	524	216	18	-	-	198	79	56	-	-	23
경기	29,598	15,179	673	270	1,137	13,099	4,188	3,672	10	20	486
강원	4,223	2,286	206	54	243	1,783	542	426	18	13	85
충북	4,310	2,133	172	28	116	1,817	521	461	2	-	58
충남	5,722	2,730	298	41	175	2,216	766	624	11	42	89
전북	5,986	2,981	272	60	240	2,409	682	548	16	36	82
전남	5,769	2,810	399	38	68	2,305	638	598	1	-	39
경북	6,622	3,239	357	-	36	2,846	780	729	-	-	51
경남	8,823	4,518	384	53	206	3,875	1,098	967	9	20	102
제주	1,895	918	57	9	47	805	231	212	-	-	19

주 : 연도말기준

현황I(의사, 약사 등)(남자)

by region I (doctor, pharmacist, etc.)(Male)

(단위 : 명)

Unit : Person

한 의 사 Oriental medical physician					조산사 Midwife	약 사 Pharmacist	물리치료사 Physical Therapist	작업치료사 Occupational Therapist	사회복지사 Social Worker	Division
소 계 Subtotal	일반의 Gen. practitioner	일반수련의 Intern	전문수련의 Resident	전문의 Specialist						
16,841	14,770	142	140	1,789	-	15,118	14,987	1,663	1,153	Total
3,709	3,121	50	58	480	-	2,362	3,020	323	149	Seoul
1,312	1,178	8	13	113	-	1,012	1,136	108	77	Busan
872	801	3	3	65	-	706	734	122	52	Daegu
790	708	7	-	75	-	832	752	126	77	Incheon
551	443	14	6	88	-	484	670	45	50	Gwangju
570	475	10	18	67	-	507	552	85	46	Daejeon
351	316	2	-	33	-	348	253	26	16	Ulsan
82	73	-	-	9	-	77	66	-	4	Sejong
3,333	2,911	17	20	385	-	3,087	3,060	493	258	Gyeonggi
450	396	7	-	47	-	563	312	41	29	Gangwon
529	458	4	4	63	-	632	436	22	37	Chungbuk
718	649	2	2	65	-	834	577	37	60	Chungnam
778	667	7	6	98	-	773	651	50	71	Jeonbuk
710	640	4	5	61	-	728	790	32	61	Jeonnam
876	816	2	2	56	-	843	765	36	83	Gyongbuk
1,017	938	5	3	71	-	1,106	922	92	70	Gyongnam
193	180	-	-	13	-	224	291	25	13	Jeju

Note : As of the end of the year

제 I-15-2표
Table I-15-2

요양기관 지역별 인력
Medical personnel data by

구 분	계 Total	의 사 Physicians					치 과 의 사 Dentist				
		소 계 Subtotal	일반의 Gen. practitioner	인 턴 Intern	레지던트 Resident	전문의 Specialist	소 계 Subtotal	일반의 Gen. practitioner	인 턴 Intern	레지던트 Resident	전문의 Specialist
계	88,996	25,210	1,017	1,056	4,161	18,976	6,255	4,559	182	355	1,159
서 울	25,572	10,142	352	513	2,135	7,142	2,064	1,447	81	159	377
부 산	6,822	1,786	88	74	261	1,363	467	384	5	-	78
대 구	5,198	1,464	53	65	228	1,118	393	291	14	26	62
인 천	4,467	1,117	32	37	146	902	244	187	1	3	53
광 주	3,283	791	43	34	102	612	340	227	11	46	56
대 전	3,210	914	35	49	154	676	211	132	8	10	61
울 산	1,345	281	11	7	34	229	67	48	-	1	18
세 종	278	54	5	-	-	49	32	17	-	-	15
경 기	19,896	5,176	223	164	665	4,124	1,361	1,083	9	18	251
강 원	1,641	375	17	15	75	268	107	66	14	9	18
충 북	1,963	339	22	13	33	271	90	70	2	-	18
충 남	2,162	384	28	10	61	285	127	79	10	13	25
전 북	2,982	638	31	30	91	486	227	134	11	35	47
전 남	2,225	276	8	5	35	228	106	91	-	-	15
경 북	2,725	380	19	-	3	358	137	115	-	-	22
경 남	4,394	874	38	33	117	686	240	150	16	35	39
제 주	833	219	12	7	21	179	42	38	-	-	4

주 : 연도말기준

현황I(의사, 약사 등)(여자)

region I (doctor, pharmacist, etc.)(Female)

(단위 : 명)
Unit : Person

한 의 사 Oriental medical physician					조산사 Midwife	약 사 Pharmacist	물리치료사 Physical Therapist	작업치료사 Occupational Therapist	사회복지사 Social Worker	Division
소 계 Subtotal	일반의 Gen. practitioner	일반수련의 Intern	전문수련의 Resident	전문의 Specialist						
3,918	2,800	148	214	756	75	22,719	23,028	5,144	2,647	Total
1,107	751	57	61	238	13	6,744	4,332	816	354	Seoul
343	254	6	24	59	6	1,689	1,776	471	284	Busan
231	178	7	11	35	1	1,321	1,284	377	127	Daegu
155	111	6	-	38	8	1,024	1,429	338	152	Incheon
146	84	12	12	38	-	754	894	235	123	Gwangju
158	108	4	20	26	3	740	881	236	67	Daejeon
53	36	3	-	14	4	353	439	85	63	Ulsan
17	15	-	-	2	-	90	80	2	3	Sejong
893	686	21	32	154	27	5,400	5,143	1,298	598	Gyeonggi
58	37	3	-	18	-	424	544	78	55	Gangwon
89	56	5	11	17	1	461	758	142	83	Chungbuk
92	59	6	7	20	-	575	743	146	95	Chungnam
150	90	9	16	35	-	638	1,002	211	116	Jeonbuk
91	63	2	4	22	5	553	950	108	136	Jeonnam
109	96	1	3	9	1	755	1,020	166	157	Gyeongbuk
196	150	6	13	27	5	970	1,518	382	209	Gyeongnam
30	26	-	-	4	1	228	235	53	25	Jeju

Note : As of the end of the year

제 I-16표
Table I-16

요양기관 지역별 인력
Medical personnel data by

구 분	계 Total	간호사 Nurse						간호조무사 Nurses' aide	임상병리사 Medical Technologist	방사선사 Radiology technician	치과기공사 Dental technician
		소계 Subtotal	간호사 Nurse	가정전문 Specialist of family medicine	보건전문 Specialist of public health	마취전문 Specialist of anesthesia	정신전문 Specialist of psychiatry				
계	527,786	195,314	193,909	586	121	211	487	178,287	22,877	24,940	2,582
서울	112,653	47,763	47,474	175	15	43	56	31,016	5,843	6,267	619
부산	44,521	16,696	16,582	20	11	40	43	16,583	1,730	1,848	239
대구	27,754	10,541	10,494	17	9	3	18	8,953	1,347	1,420	192
인천	27,819	10,355	10,276	54	-	21	4	9,714	1,143	1,276	74
광주	21,560	7,990	7,958	10	4	1	17	7,080	864	898	107
대전	20,752	6,274	6,222	26	1	1	24	6,821	822	939	125
울산	11,985	4,003	3,994	-	-	5	4	4,054	474	494	76
세종	1,249	171	170	-	-	-	1	631	34	74	9
경기	100,135	36,593	36,322	150	13	36	72	35,217	4,200	4,875	421
강원	14,391	5,509	5,461	8	6	1	33	4,597	572	631	57
충북	15,494	4,382	4,341	18	-	3	20	6,025	586	729	56
충남	18,074	5,284	5,233	18	1	4	28	7,386	667	805	128
전북	23,744	7,329	7,281	28	2	3	15	9,297	1,026	982	86
전남	21,904	8,051	7,941	28	1	-	81	7,910	865	848	58
경북	24,840	8,921	8,876	9	1	10	25	9,051	912	1,045	144
경남	35,194	12,862	12,710	22	57	36	37	12,412	1,501	1,483	177
제주	5,717	2,590	2,574	3	-	4	9	1,540	291	326	14

주 : 연도말기준

현황Ⅱ(간호사 및 기타인원)

by region Ⅱ (nurse and other staff)

(단위 : 명)

Unit : Person

치과위생사 Dental hygienist	의무기록사 Medical record administrator	동위원소취급자 Isotope staff		방사선취급 감독자 Radiology supervisor	영양사 Nutritionist	조리사 Culinary staff	조혈모세포 냉동담당자 Stem cell refrigeration staff	정신보건 전문요원 Psychiatric special agent	안경사 Optician	기타 Else	Division
		일반 General	특수 Special								
36,402	5,018	520	229	217	6,982	9,469	78	1,817	634	42,420	Total
9,187	1,026	192	82	57	956	998	39	273	145	8,190	Seoul
1,942	491	47	25	19	682	946	7	149	84	3,033	Busan
2,046	234	39	14	15	365	582	6	141	43	1,816	Daegu
1,481	224	24	10	6	331	500	1	81	39	2,560	Incheon
1,454	187	11	7	12	438	614	6	82	45	1,765	Gwangju
1,404	268	12	11	5	219	364	5	46	32	3,405	Daejeon
1,036	111	5	4	2	157	231	4	37	7	1,290	Ulsan
218	9	-	-	-	11	11	-	4	2	75	Sejong
7,077	918	77	32	47	1,394	1,739	5	354	95	7,091	Gyeonggi
955	108	20	4	11	167	237	-	65	11	1,447	Gangwon
1,160	135	11	6	5	197	284	-	58	18	1,842	Chungbuk
1,442	202	6	4	10	252	378	-	72	28	1,410	Chungnam
1,466	294	26	10	8	408	567	2	72	16	2,155	Jeonbuk
1,181	197	5	5	3	397	497	1	97	16	1,773	Jeonnam
1,553	242	13	7	8	382	555	-	123	15	1,869	Gyongbuk
2,389	311	28	5	7	581	881	2	146	24	2,385	Gyongnam
411	61	4	3	2	45	85	-	17	14	314	Jeju

Note : As of the end of the year

제 I-17표

Table I-17

요양기관 종별 전문과목별

Specialist data by provider type

구 분	계 Total	상급종합병원 Tertiary hospital	종합병원 General hospital	병 원 Hospital	요양병원 Healthcare Institute	의 원 Clinic
계	83,147	11,993	15,765	10,399	5,216	38,640
내 과	15,527	3,035	3,532	1,347	846	6,686
신 경 과	1,814	440	564	179	273	302
정 신 건 강 의 학 과	3,506	321	363	784	546	1,484
외 과	6,023	988	1,195	574	718	2,497
정 형 외 과	6,117	558	1,253	1,694	228	2,347
신 경 외 과	2,750	460	746	735	201	590
흉 부 외 과	1,088	333	296	43	62	343
성 형 외 과	1,922	214	166	89	21	1,350
마 취 통 증 의 학 과	4,463	691	881	809	77	1,896
산 부 인 과	5,692	402	713	1,107	326	3,029
소 아 청 소 년 과	5,670	582	707	871	106	3,257
안 과	3,340	398	298	261	13	2,306
이 비 인 후 과	3,835	342	359	102	35	2,973
피 부 과	2,157	173	144	48	8	1,773
비 뇨 의 학 과	2,551	308	427	61	47	1,673
영 상 의 학 과	3,640	988	1,142	758	13	691
방 사 선 종 양 학 과	294	160	96	5	4	19
병 리 과	835	333	297	14	5	185
진 단 검 사 의 학 과	841	244	371	28	8	177
결 핵 과	60	-	-	9	5	45
재 활 의 학 과	2,025	209	297	356	586	506
핵 의 학 과	233	117	79	7	3	14
가 정 의 학 과	6,441	223	516	379	1,067	4,161
응 급 의 학 과	1,633	351	1,057	85	13	108
직 업 환 경 의 학 과	509	69	222	42	2	168
예 방 의 학 과	181	54	44	12	3	60

주 : 연도말기준

전문의 현황(계) and specialty (Total)

(단위 : 명)
Unit : Person

치과병원 Dental hospital	한방병원 Oriental hospital	보건의료원 Hospitalized health center	보 건 소 Health center	보건지소 Health subcenter	Division
21	196	128	419	370	Total
1	9	14	38	19	Internal medicine
-	2	4	20	30	Neurology
-	4	3	1	-	Psychiatry
-	15	9	19	8	General surgery
-	22	6	5	4	Orthopedic surgery
-	3	7	4	4	Neurosurgery
-	1	-	9	1	Thoracic surgery
-	5	9	15	53	Plastic surgery
19	15	11	30	34	Anesthesiology & Pain medicine
-	24	12	67	12	Obstetrics & Gynecology
-	16	17	69	45	Pediatrics
-	1	5	13	45	Ophthalmology
-	2	3	11	8	Otorhinolaryngology
-	-	-	2	9	Dermatology
-	5	4	12	14	Urological section
-	26	3	9	10	Radiology
-	-	-	3	7	Radiation oncology
-	-	-	-	1	Pathology
-	-	-	11	2	Laboratory medicine
-	-	-	1	-	Tuberculosis
-	12	9	16	34	Rahabilitation
-	-	1	2	10	Nuclear medicine
1	33	1	55	5	Family medicine
-	-	10	3	6	Emergency medicine
-	-	-	-	6	Occupational & Environmental med.
-	1	-	4	3	Preventive medicine

Note : As of the end of the year

제 I-17-1표
Table I-17-1

요양기관 종별 전문과목별
Specialist data by provider type

구 분	계 Total	상급종합병원 Tertiary hospital	종합병원 General hospital	병 원 Hospital	요양병원 Healthcare Institute	의 원 Clinic
계	64,171	8,387	11,681	8,059	4,190	30,906
내 과	11,640	2,015	2,478	1,023	609	5,455
신 경 과	1,350	329	427	126	162	250
정 신 건 강 의 학 과	2,561	222	242	582	430	1,081
외 과	5,486	806	1,064	516	700	2,351
정 형 외 과	6,080	548	1,237	1,690	227	2,342
신 경 외 과	2,707	441	727	733	199	589
흉 부 외 과	1,032	300	287	40	59	336
성 형 외 과	1,797	188	133	87	21	1,287
마 취 통 증 의 학 과	3,248	400	573	569	64	1,564
산 부 인 과	3,569	234	451	684	301	1,797
소 아 청 소 년 과	3,111	285	349	482	93	1,786
안 과	2,698	288	179	193	12	1,962
이 비 인 후 과	3,476	297	278	98	33	2,748
피 부 과	1,644	124	86	38	8	1,377
비 뇨 의 학 과	2,521	295	421	60	47	1,663
영 상 의 학 과	2,139	511	682	462	5	440
방 사 선 종 양 학 과	189	108	56	3	3	10
병 리 과	349	150	111	5	2	80
진 단 검 사 의 학 과	391	119	171	17	4	77
결 핵 과	45	-	-	4	4	36
재 활 의 학 과	1,506	145	198	263	382	450
핵 의 학 과	155	77	46	5	3	11
가 정 의 학 과	4,460	114	318	250	809	2,927
응 급 의 학 과	1,437	288	942	81	10	97
직 업 환 경 의 학 과	438	58	191	39	1	143
예 방 의 학 과	142	45	34	9	2	47

주 : 연도말기준

전문의 현황(남자)

and specialty (Male)

(단위 : 명)

Unit : Person

치과병원 Dental hospital	한방병원 Oriental hospital	보건의료원 Hospitalized health center	보 건 소 Health center	보건지소 Health subcenter	Division
13	162	127	285	361	Total
1	6	14	22	17	Internal medicine
-	2	4	20	30	Neurology
-	1	3	-	-	Psychiatry
-	14	9	18	8	General surgery
-	22	6	4	4	Orthopedic surgery
-	3	7	4	4	Neurosurgery
-	1	-	8	1	Thoracic surgery
-	4	9	15	53	Plastic surgery
12	12	11	11	32	Anesthesiology & Pain medicine
-	23	11	56	12	Obstetrics & Gynecology
-	10	17	44	45	Pediatrics
-	1	5	13	45	Ophthalmology
-	2	3	9	8	Otorhinolaryngology
-	-	-	2	9	Dermatology
-	5	4	12	14	Urological section
-	21	3	5	10	Radiology
-	-	-	2	7	Radiation oncology
-	-	-	-	1	Pathology
-	-	-	1	2	Laboratory medicine
-	-	-	1	-	Tuberculosis
-	10	9	15	34	Rahabilitation
-	-	1	2	10	Nuclear medicine
-	24	1	16	1	Family medicine
-	-	10	3	6	Emergency medicine
-	-	-	-	6	Occupational & Environmental med.
-	1	-	2	2	Preventive medicine

Note : As of the end of the year

제 I-17-2표
Table I-17-2

요양기관 종별 전문과목별
Specialist data by provider type

구 분	계 Total	상급종합병원 Tertiary hospital	종합병원 General hospital	병 원 Hospital	요양병원 Healthcare Institute	의 원 Clinic
계	18,976	3,606	4,084	2,340	1,026	7,734
내 과	3,887	1,020	1,054	324	237	1,231
신 경 과	464	111	137	53	111	52
정 신 건 강 의 학 과	945	99	121	202	116	403
외 과	537	182	131	58	18	146
정 형 외 과	37	10	16	4	1	5
신 경 외 과	43	19	19	2	2	1
흉 부 외 과	56	33	9	3	3	7
성 형 외 과	125	26	33	2	-	63
마 취 통 증 의 학 과	1,215	291	308	240	13	332
산 부 인 과	2,123	168	262	423	25	1,232
소 아 청 소 년 과	2,559	297	358	389	13	1,471
안 과	642	110	119	68	1	344
이 비 인 후 과	359	45	81	4	2	225
피 부 과	513	49	58	10	-	396
비 뇨 의 학 과	30	13	6	1	-	10
영 상 의 학 과	1,501	477	460	296	8	251
방 사 선 종 양 학 과	105	52	40	2	1	9
병 리 과	486	183	186	9	3	105
진 단 검 사 의 학 과	450	125	200	11	4	100
결 핵 과	15	-	-	5	1	9
재 활 의 학 과	519	64	99	93	204	56
핵 의 학 과	78	40	33	2	-	3
가 정 의 학 과	1,981	109	198	129	258	1,234
응 급 의 학 과	196	63	115	4	3	11
직 업 환 경 의 학 과	71	11	31	3	1	25
예 방 의 학 과	39	9	10	3	1	13

주 : 연도말기준

전문의 현황(여자) and specialty (Female)

(단위 : 명)
Unit : Person

치과병원 Dental hospital	한방병원 Oriental hospital	보건의료원 Hospitalized health center	보 건 소 Health center	보건지소 Health subcenter	Division
8	34	1	134	9	Total
-	3	-	16	2	Internal medicine
-	-	-	-	-	Neurology
-	3	-	1	-	Psychiatry
-	1	-	1	-	General surgery
-	-	-	1	-	Orthopedic surgery
-	-	-	-	-	Neurosurgery
-	-	-	1	-	Thoracic surgery
-	1	-	-	-	Plastic surgery
7	3	-	19	2	Anesthesiology & Pain medicine
-	1	1	11	-	Obstetrics & Gynecology
-	6	-	25	-	Pediatrics
-	-	-	-	-	Ophthalmology
-	-	-	2	-	Otorhinolaryngology
-	-	-	-	-	Dermatology
-	-	-	-	-	Urological section
-	5	-	4	-	Radiology
-	-	-	1	-	Radiation oncology
-	-	-	-	-	Pathology
-	-	-	10	-	Laboratory medicine
-	-	-	-	-	Tuberculosis
-	2	-	1	-	Rahabilitation
-	-	-	-	-	Nuclear medicine
1	9	-	39	4	Family medicine
-	-	-	-	-	Emergency medicine
-	-	-	-	-	Occupational & Environmental med.
-	-	-	2	1	Preventive medicine

Note : As of the end of the year

제I-18표
Table I-18

요양기관 지역별 전문
Specialist data by region

구 분	계 Total	서 울 Seoul	부 산 Busan	대 구 Daegu	인 천 Incheon	광 주 Gwangju	대 전 Daejeon	울 산 Ulsan	세 종 Sejong
계	83,147	22,352	6,465	4,620	4,085	2,937	2,917	1,484	247
내 과	15,527	4,183	1,319	901	795	559	544	270	39
신 경 과	1,814	454	130	134	75	61	79	24	4
정 신 건 강 의 학 과	3,506	818	267	188	158	110	118	57	9
외 과	6,023	1,419	499	350	300	209	187	115	15
정 형 외 과	6,117	1,460	488	336	349	211	219	106	13
신 경 외 과	2,750	627	202	170	158	114	91	46	8
흉 부 외 과	1,088	285	87	50	55	32	47	24	4
성 형 외 과	1,922	936	144	122	56	48	61	32	5
마 취 통 증 의 학 과	4,463	1,263	348	238	203	157	137	73	10
산 부 인 과	5,692	1,526	442	308	271	213	198	113	17
소 아 청 소 년 과	5,670	1,241	416	336	297	226	211	112	43
안 과	3,340	998	289	205	151	102	111	61	11
이 비 인 후 과	3,835	1,068	302	208	189	131	125	67	19
피 부 과	2,157	822	146	129	86	80	78	32	5
비 뇨 의 학 과	2,551	696	192	151	123	93	80	53	9
영 상 의 학 과	3,640	1,229	242	176	139	114	135	66	2
방 사 선 종 양 학 과	294	108	24	17	12	3	11	2	-
병 리 과	835	290	68	55	39	27	31	12	2
진 단 검 사 의 학 과	841	264	62	47	44	35	26	13	-
결 핵 과	60	21	2	-	2	-	3	1	-
재 활 의 학 과	2,025	481	148	96	111	70	99	28	4
핵 의 학 과	233	83	20	18	10	8	7	3	-
가 정 의 학 과	6,441	1,660	497	312	297	245	238	108	26
응 급 의 학 과	1,633	318	74	43	117	73	54	31	2
직 업 환 경 의 학 과	509	68	41	15	43	8	21	27	-
예 방 의 학 과	181	34	16	15	5	8	6	8	-

주 : 연도말기준

과목별 전문의 현황(계)

and speciality (Total)

(단위 : 명)

Unit : Person

경 기 Gyeonggi	강 원 Gangwon	충 북 Chungbuk	충 남 Chungnam	전 북 Jeonbuk	전 남 Jeonnam	경 북 Gyeongbuk	경 남 Gyeongnam	제 주 Jeju	Division
17,223	2,051	2,088	2,501	2,895	2,533	3,204	4,561	984	Total
3,160	395	344	426	559	451	549	872	161	Internal medicine
358	43	41	55	62	56	89	126	23	Neurology
741	101	105	123	131	123	175	245	37	Psychiatry
1,158	165	166	222	241	256	297	358	66	General surgery
1,359	163	163	189	205	190	242	349	75	Orthopedic surgery
551	88	88	84	99	87	127	181	29	Neurosurgery
191	31	30	37	33	50	49	65	18	Thoracic surgery
231	34	30	30	45	28	42	51	27	Plastic surgery
884	119	119	125	148	158	177	250	54	Anesthesiology & Pain medicine
1,224	138	141	185	192	159	209	292	64	Obstetrics & Gynecology
1,414	126	137	167	192	147	204	337	64	Pediatrics
629	83	78	97	112	81	130	162	40	Ophthalmology
895	87	94	99	103	86	129	189	44	Otorhinolaryngology
437	35	38	46	57	33	35	79	19	Dermatology
535	59	66	80	74	73	99	142	26	Urological section
707	80	84	100	122	116	108	186	34	Radiology
52	11	4	6	9	8	11	12	4	Radiation oncology
165	18	15	15	21	12	16	40	9	Pathology
167	21	20	22	22	28	25	35	10	Laboratory medicine
18	3	-	-	1	3	3	2	1	Tuberculosis
462	49	57	57	84	50	73	120	36	Rahabilitation
32	5	3	7	10	15	3	6	3	Nuclear medicine
1,351	123	197	225	287	234	259	293	89	Family medicine
374	62	43	72	69	61	102	93	45	Emergency medicine
92	8	23	27	12	21	34	65	4	Occupational & Environmental med.
36	4	2	5	5	7	17	11	2	Preventive medicine

Note : As of the end of the year

제 I-18-1표
Table I-18-1

요양기관 지역별 전문
Specialist data by region

구 분	계 Total	서 울 Seoul	부 산 Busan	대 구 Daegu	인 천 Incheon	광 주 Gwangju	대 전 Daejeon	울 산 Ulsan	세 종 Sejong
계	64,171	15,210	5,102	3,502	3,183	2,325	2,241	1,255	198
내 과	11,640	2,780	1,010	655	595	447	408	226	29
신 경 과	1,350	305	98	103	51	51	52	18	4
정 신 건 강 의 학 과	2,561	510	198	143	117	82	87	49	7
외 과	5,486	1,183	460	304	274	191	173	106	15
정 형 외 과	6,080	1,444	487	334	347	210	219	106	13
신 경 외 과	2,707	609	202	168	156	114	88	46	8
흉 부 외 과	1,032	253	84	44	51	32	45	23	3
성 형 외 과	1,797	867	138	118	47	45	59	29	5
마 취 통 증 의 학 과	3,248	753	300	173	145	132	97	58	9
산 부 인 과	3,569	698	271	199	193	116	143	80	13
소 아 청 소 년 과	3,111	494	207	141	172	109	103	77	25
안 과	2,698	696	242	173	120	94	89	56	9
이 비 인 후 과	3,476	910	272	190	172	124	113	66	16
피 부 과	1,644	549	133	107	72	62	58	30	3
비 뇨 의 학 과	2,521	683	189	149	123	92	79	53	9
영 상 의 학 과	2,139	545	149	122	74	79	79	55	2
방 사 선 종 양 학 과	189	62	18	10	8	1	6	1	-
병 리 과	349	104	15	24	11	16	14	4	1
진 단 검 사 의 학 과	391	101	27	20	13	25	10	7	-
결 핵 과	45	12	2	-	2	-	3	1	-
재 활 의 학 과	1,506	320	116	68	80	50	72	25	4
핵 의 학 과	155	50	14	13	6	4	4	2	-
가 정 의 학 과	4,460	950	354	185	215	166	167	77	21
응 급 의 학 과	1,437	255	64	39	97	70	52	29	2
직 업 환 경 의 학 과	438	50	37	10	38	7	17	25	-
예 방 의 학 과	142	27	15	10	4	6	4	6	-

주 : 연도말기준

과목별 전문의 현황(남자)

and speciality(Male)

(단위 : 명)

Unit : Person

경 기 Gyeonggi	강 원 Gangwon	충 북 Chungbuk	충 남 Chungnam	전 북 Jeonbuk	전 남 Jeonnam	경 북 Gyeongbuk	경 남 Gyeongnam	제 주 Jeju	Division
13,099	1,783	1,817	2,216	2,409	2,305	2,846	3,875	805	Total
2,336	336	278	366	445	398	483	723	125	Internal medicine
254	34	32	45	54	52	82	95	20	Neurology
512	78	89	106	112	99	138	208	26	Psychiatry
1,070	154	162	219	230	255	288	339	63	General surgery
1,351	161	163	188	204	190	241	347	75	Orthopedic surgery
543	85	88	84	98	86	125	180	27	Neurosurgery
189	31	30	37	32	49	49	63	17	Thoracic surgery
210	33	29	29	44	28	40	49	27	Plastic surgery
612	103	97	112	115	138	155	207	42	Anesthesiology & Pain medicine
733	117	114	153	144	141	182	223	49	Obstetrics & Gynecology
801	92	97	128	127	117	142	238	41	Pediatrics
507	76	72	87	95	80	120	148	34	Ophthalmology
828	83	89	94	94	83	121	182	39	Otorhinolaryngology
338	32	33	39	42	31	34	67	14	Dermatology
532	58	66	79	74	73	98	140	24	Urological section
398	65	63	80	79	95	92	135	27	Radiology
34	8	4	4	5	6	11	8	3	Radiation oncology
67	13	13	7	12	11	13	19	5	Pathology
71	16	11	19	12	22	11	20	6	Laboratory medicine
15	2	-	-	1	3	2	1	1	Tuberculosis
328	42	51	49	63	47	61	103	27	Rehabilitation
19	4	1	6	7	14	3	6	2	Nuclear medicine
926	91	173	188	237	201	215	226	68	Family medicine
321	59	41	68	67	59	95	81	38	Emergency medicine
75	8	20	26	12	20	31	58	4	Occupational & Environmental med.
29	2	1	3	4	7	14	9	1	Preventive medicine

Note : As of the end of the year

제 I-18-2표
Table I-18-2

요양기관 지역별 전문
Specialist data by region

구 분	계 Total	서 울 Seoul	부 산 Busan	대 구 Daegu	인 천 Incheon	광 주 Gwangju	대 전 Daejeon	울 산 Ulsan	세 종 Sejong
계	18,976	7,142	1,363	1,118	902	612	676	229	49
내 과	3,887	1,403	309	246	200	112	136	44	10
신 경 과	464	149	32	31	24	10	27	6	-
정 신 건 강 의 학 과	945	308	69	45	41	28	31	8	2
외 과	537	236	39	46	26	18	14	9	-
정 형 외 과	37	16	1	2	2	1	-	-	-
신 경 외 과	43	18	-	2	2	-	3	-	-
흉 부 외 과	56	32	3	6	4	-	2	1	1
성 형 외 과	125	69	6	4	9	3	2	3	-
마 취 통 증 의 학 과	1,215	510	48	65	58	25	40	15	1
산 부 인 과	2,123	828	171	109	78	97	55	33	4
소 아 청 소 년 과	2,559	747	209	195	125	117	108	35	18
안 과	642	302	47	32	31	8	22	5	2
이 비 인 후 과	359	158	30	18	17	7	12	1	3
피 부 과	513	273	13	22	14	18	20	2	2
비 뇨 의 학 과	30	13	3	2	-	1	1	-	-
영 상 의 학 과	1,501	684	93	54	65	35	56	11	-
방 사 선 종 양 학 과	105	46	6	7	4	2	5	1	-
병 리 과	486	186	53	31	28	11	17	8	1
진 단 검 사 의 학 과	450	163	35	27	31	10	16	6	-
결 핵 과	15	9	-	-	-	-	-	-	-
재 활 의 학 과	519	161	32	28	31	20	27	3	-
핵 의 학 과	78	33	6	5	4	4	3	1	-
가 정 의 학 과	1,981	710	143	127	82	79	71	31	5
응 급 의 학 과	196	63	10	4	20	3	2	2	-
직 업 환 경 의 학 과	71	18	4	5	5	1	4	2	-
예 방 의 학 과	39	7	1	5	1	2	2	2	-

주 : 연도말기준

과목별 전문의 현황(여자)

and speciality (Female)

(단위 : 명)

Unit : Person

경 기 Gyeonggi	강 원 Gangwon	충 북 Chungbuk	충 남 Chungnam	전 북 Jeonbuk	전 남 Jeonnam	경 북 Gyeongbuk	경 남 Gyeongnam	제 주 Jeju	Division
4,124	268	271	285	486	228	358	686	179	Total
824	59	66	60	114	53	66	149	36	Internal medicine
104	9	9	10	8	4	7	31	3	Neurology
229	23	16	17	19	24	37	37	11	Psychiatry
88	11	4	3	11	1	9	19	3	General surgery
8	2	-	1	1	-	1	2	-	Orthopedic surgery
8	3	-	-	1	1	2	1	2	Neurosurgery
2	-	-	-	1	1	-	2	1	Thoracic surgery
21	1	1	1	1	-	2	2	-	Plastic surgery
272	16	22	13	33	20	22	43	12	Anesthesiology & Pain medicine
491	21	27	32	48	18	27	69	15	Obstetrics & Gynecology
613	34	40	39	65	30	62	99	23	Pediatrics
122	7	6	10	17	1	10	14	6	Ophthalmology
67	4	5	5	9	3	8	7	5	Otorhinolaryngology
99	3	5	7	15	2	1	12	5	Dermatology
3	1	-	1	-	-	1	2	2	Urological section
309	15	21	20	43	21	16	51	7	Radiology
18	3	-	2	4	2	-	4	1	Radiation oncology
98	5	2	8	9	1	3	21	4	Pathology
96	5	9	3	10	6	14	15	4	Laboratory medicine
3	1	-	-	-	-	1	1	-	Tuberculosis
134	7	6	8	21	3	12	17	9	Rahabilitation
13	1	2	1	3	1	-	-	1	Nuclear medicine
425	32	24	37	50	33	44	67	21	Family medicine
53	3	2	4	2	2	7	12	7	Emergency medicine
17	-	3	1	-	1	3	7	-	Occupational & Environmental med.
7	2	1	2	1	-	3	2	1	Preventive medicine

Note : As of the end of the year

제 I-19표

Table I-19

요양기관 종별

Ward data by

구 분			계 Total	상급종합병원 Tertiary hospital	중 합 병 원 General hospital	병 원 Hospital	요양병원 Healthcare Institute	의 원 Clinic	치 과 병 원 Dental hospital	치 과 의 원 Dental clinic
계	병실		172,222	12,376	28,508	42,111	55,980	26,164	100	67
	병상		707,349	44,814	107,290	165,302	302,929	62,863	262	95
일 반 입 원 실	병 실	계	159,388	11,310	26,697	36,884	51,712	25,704	100	67
		상 급	49,541	2,578	6,171	16,322	9,209	13,105	51	49
		일 반	109,819	8,732	20,499	20,562	42,503	12,598	49	18
		외국인 전용	28	-	27	-	-	1	-	-
	병 상	계	629,219	39,069	96,826	131,662	277,101	60,420	262	95
		상 급	74,098	2,578	6,171	24,680	18,431	18,213	76	74
		일 반	554,910	36,491	90,445	106,982	258,670	42,206	186	21
		외국인 전용	211	-	210	-	-	1	-	-
정 신 과 폐 쇄	병 실	계	10,408	250	573	4,926	4,205	454	-	-
		상 급	529	39	11	153	289	37	-	-
		일 반	9,879	211	562	4,773	3,916	417	-	-
	병 상	계	65,069	849	3,454	32,619	25,712	2,435	-	-
		상 급	1,171	39	11	342	698	81	-	-
		일 반	63,898	810	3,443	32,277	25,014	2,354	-	-
중 환 자 실	병 실	계	895	314	529	51	-	1	-	-
		성인	736	236	454	45	-	1	-	-
		소아	13	11	2	-	-	-	-	-
		신생아	146	67	73	6	-	-	-	-
	병 상	계	10,229	4,041	5,864	322	-	2	-	-
		성인	8,275	2,810	5,183	280	-	2	-	-
		소아	142	131	11	-	-	-	-	-
		신생아	1,812	1,100	670	42	-	-	-	-
격 리 병 실		병 실	1,291	308	663	250	63	5	-	-
		병 상	2,455	539	1,085	699	116	6	-	-
무균치료실		병 실	240	194	46	-	-	-	-	-
		병 상	377	316	61	-	-	-	-	-

주 : 연도말 기준

※2018.07.01부로 고시변경에 따라 기존 성인소아 중환자실이 성인중환자실 소아중환자실로 분리됨(보건복지부 고시 제2018-116호)

입원실 현황

provider type

(단위 : 병실, 병상)

Unit : Ward, Bed

조 산 원 Midwifery clinic	보건의료원 Hospitalized health center	보 건 소 Health center	보건지소 Health subcenter	보건진료소 Primary health care post	한방병원 Oriental hospital	한의원 Oriental clinic	Division			
35	104	-	-	-	5,668	1,109	Ward		Total	
38	349	-	1	-	20,038	3,368	Bed			
35	102	-	-	-	5,668	1,109	Subtotal	Ward	General patient's room	
26	33	-	-	-	1,647	350	Ward with less than 4 beds			
9	69	-	-	-	4,021	759	General ward			
-	-	-	-	-	-	-	Foreigners only			
38	339	-	1	-	20,038	3,368	Subtotal	Bed		
26	48	-	-	-	3,135	666	Ward with less than 4 beds			
12	291	-	1	-	16,903	2,702	General ward			
-	-	-	-	-	-	-	Foreigners only			
-	-	-	-	-	-	-	Subtotal	Ward	Psychiatric closure	
-	-	-	-	-	-	-	Ward with less than 4 beds			
-	-	-	-	-	-	-	General ward			
-	-	-	-	-	-	-	Subtotal	Bed		
-	-	-	-	-	-	-	Ward with less than 4 beds			
-	-	-	-	-	-	-	General ward			
-	-	-	-	-	-	-	Subtotal	Ward	Intensive care unit	
-	-	-	-	-	-	-	Adult			
-	-	-	-	-	-	-	Pediatric			
-	-	-	-	-	-	-	Neonatal			
-	-	-	-	-	-	-	Subtotal	Bed		
-	-	-	-	-	-	-	Adult			
-	-	-	-	-	-	-	Pediatric			
-	-	-	-	-	-	-	Neonatal			
-	2	-	-	-	-	-	Ward	Isolation room		
-	10	-	-	-	-	-	Bed			
-	-	-	-	-	-	-	Ward	Aseptic		
-	-	-	-	-	-	-	Bed			

Note : As of the end of the year

제I-20표

Table I-20

요양기관 지역별

Ward data

구 분			계 Total	서 울 Seoul	부 산 Busan	대 구 Daegu	인 천 Incheon	광 주 Gwangju	대 전 Daejeon	울 산 Ulsan	세 종 Sejong	경 기 Gyeonggi
계	병실		172,222	24,184	16,991	8,436	7,801	10,658	5,924	3,943	364	31,681
	병상		707,349	86,566	70,430	36,970	34,021	40,727	23,865	15,476	1,268	133,698
일 반 입 원 실	병 실	계	159,388	22,895	15,862	7,738	7,194	10,273	5,609	3,688	338	29,077
		상 급	49,541	8,000	5,263	2,389	1,637	3,100	1,982	1,498	147	8,622
		일 반	109,819	14,868	10,599	5,349	5,557	7,173	3,627	2,190	190	20,455
		외국인 전용	28	27	-	-	-	-	-	-	1	-
	병 상	계	629,219	79,628	63,769	32,792	29,996	38,451	21,751	14,015	1,158	117,757
		상 급	74,098	11,180	8,397	3,476	2,337	4,846	2,993	2,191	237	12,710
		일 반	554,910	68,238	55,372	29,316	27,659	33,605	18,758	11,824	920	105,047
		외국인 전용	211	210	-	-	-	-	-	-	1	-
정 신 과 폐 쇄	병 실	계	10,408	624	928	586	456	324	245	227	25	2,200
		상 급	529	45	63	37	16	21	5	-	-	175
		일 반	9,879	579	865	549	440	303	240	227	25	2,025
	병 상	계	65,069	3,591	5,589	3,569	3,269	1,820	1,668	1,270	108	13,614
		상 급	1,171	73	149	65	32	44	11	-	-	450
		일 반	63,898	3,518	5,440	3,504	3,237	1,776	1,657	1,270	108	13,164
중 환 자 실	병 실	계	895	208	88	49	46	26	25	14	-	180
		성인	736	160	73	29	40	22	21	13	-	151
		소아	13	6	-	2	-	1	-	-	-	-
		신생아	146	42	15	18	6	3	4	1	-	29
	병 상	계	10,229	2,426	861	520	581	421	380	174	-	1,939
		성인	8,275	1,807	704	357	505	333	288	144	-	1,606
		소아	142	87	-	13	-	8	-	-	-	-
		신생아	1,812	532	157	150	76	80	92	30	-	333
격리병실		병 실	1,291	337	95	50	93	32	40	9	1	190
		병 상	2,455	726	185	74	161	32	61	10	2	326
무균치료실		병 실	240	120	18	13	12	3	5	5	-	34
		병 상	377	195	26	15	14	3	5	7	-	62

주 : 연도말 기준

※2018.07.01부로 고시변경에 따라 기존 성인소아 중환자실이 성인중환자실 소아중환자실로 분리됨(보건복지부 고시 제2018-116호)

입원실 현황

by region

(단위 : 병실, 병상)

Unit : Ward, Bed

강 원 Gangwon	충 북 Chungbuk	충 남 Chungnam	전 북 Jeonbuk	전 남 Jeonnam	경 북 Gyeongbuk	경 남 Gyeongnam	제 주 Jeju	Division		
4,412	5,352	6,390	9,794	10,385	9,908	14,684	1,315	Ward		Total
17,852	22,471	28,457	40,291	41,575	44,396	64,346	4,940	Bed		
3,997	4,727	5,785	9,305	9,709	8,836	13,163	1,192	Subtotal	Ward	General patient's room
1,321	1,374	1,459	2,760	3,065	2,116	4,397	411	Ward with less than 4 beds		
2,676	3,353	4,326	6,545	6,644	6,720	8,766	781	General ward		
-	-	-	-	-	-	-	-	Foreigners only		
15,216	18,888	24,569	37,314	37,302	37,182	55,044	4,387	Subtotal	Bed	
1,855	1,950	2,137	4,287	4,930	3,121	6,967	484	Ward with less than 4 beds		
13,361	16,938	22,432	33,027	32,372	34,061	48,077	3,903	General ward		
-	-	-	-	-	-	-	-	Foreigners only		
317	568	559	382	579	944	1,375	69	Subtotal	Ward	Psychiatric closure
3	49	10	1	44	26	31	3	Ward with less than 4 beds		
314	519	549	381	535	918	1,344	66	General ward		
2,072	3,204	3,507	2,463	3,746	6,602	8,615	362	Subtotal	Bed	
5	88	25	3	99	55	67	5	Ward with less than 4 beds		
2,067	3,116	3,482	2,460	3,647	6,547	8,548	357	General ward		
40	22	21	31	31	47	50	17	Subtotal	Ward	Intensive care unit
33	20	19	27	28	45	43	12	Adult		
1	-	-	1	-	-	1	1	Pediatric		
6	2	2	3	3	2	6	4	Neonatal		
424	300	348	340	381	471	520	143	Subtotal	Bed	
358	270	293	273	360	455	405	117	Adult		
8	-	-	10	-	-	13	3	Pediatric		
58	30	55	57	21	16	102	23	Neonatal		
55	34	25	69	58	81	89	33	Ward	Isolation room	
136	75	33	160	134	141	157	42	Bed		
3	1	-	7	8	-	7	4	Ward	Aseptic	
4	4	-	14	12	-	10	6	Bed		

Note : As of the end of the year

제 I-21표

Table I-21

요양기관 종별

Special care unit

구 분			계 Total	상급 종합병원 Tertiary hospital	합병원 General hospital	병 원 Hospital	요양병원 Healthcare Institute	의 원 Clinic	치과병원 Dental hospital	치과의원 Dental clinic
특 수 진 료 실	계	병 실	35,529	1,596	3,749	6,005	2,120	20,646	134	170
		병 상	213,721	7,092	23,054	30,849	18,435	127,465	149	201
	분만실	병 실	1,328	80	244	365	-	632	-	-
		병 상	2,124	220	586	511	-	800	-	-
	신생아실	병 실	731	45	157	183	-	346	-	-
		병 상	7,338	437	1,300	3,279	-	2,322	-	-
	수술실	병 실	8,388	940	1,605	2,351	10	3,338	67	67
		병 상	8,730	957	1,784	2,502	11	3,340	64	62
	회복실	병 실	5,813	69	340	1,045	15	4,223	51	61
		병 상	11,926	681	1,326	2,647	25	7,100	64	67
	응급실	병 실	858	77	406	288	17	53	2	1
		병 상	9,009	1,628	5,162	1,969	53	96	2	1
	인공신장실	병 실	1,059	51	307	97	224	379	-	-
		병 상	20,279	1,461	6,266	1,871	3,459	7,207	-	-
	물리치료실	병 실	15,127	137	523	1,451	1,784	10,122	9	40
		병 상	146,664	759	5,879	16,620	14,119	102,916	11	70
	강내치료실	병 실	13	8	5	-	-	-	-	-
		병 상	14	8	6	-	-	-	-	-
	방사선옥소 입원치료실	병 실	156	86	59	6	1	4	-	-
		병 상	159	89	59	6	1	4	-	-
	낮병동	병 실	2,056	103	103	219	69	1,549	5	1
		병 상	7,478	852	686	1,444	767	3,680	8	1
기 타	조혈모처치실		보유	44	31	13	-	-	-	-
	혈액은행		보유	282	42	196	30	3	11	-
	임상검사실		보유	4,071	42	302	1,258	776	1,380	123
	모자동실		보유	288	26	45	81	1	134	-
	조제실		보유	4,941	37	249	1,014	1,149	522	4
	탕전실	실내	보유	11,062	2	12	34	65	48	-
		실외	보유	676	1	3	7	30	1	-
		원외공동 이용	보유	10,200	-	13	81	332	10	1

주 : 연도말 기준

특수진료실 현황

data by provider type

(단위 : 병실, 병상, 개)

Unit : Ward, Bed

조 산 원 Midwifery clinic	보건의료원 Hospitalized health center	보 건 소 Health center	보건지소 Health subcenter	보건진료소 Primary health care post	한방병원 Oriental hospital	한 의 원 Oriental clinic	Division		
4	40	214	234	2	294	321	Ward	Total	
							Bed		
4	214	1,275	990	15	2,444	1,534	Ward	Delivery room	
4	3	-	-	-	-	-	Bed		
-	-	-	-	-	-	-	Ward	Neonatal unit	
-	-	-	-	-	-	-	Bed		
-	6	-	-	-	4	-	Ward	Operating room	
-	6	-	-	-	4	-	Bed		
-	3	-	-	-	4	2	Ward	Recovery room	
-	3	-	-	-	5	8	Bed		
-	13	-	1	-	-	-	Ward	Emergency room	
-	97	-	1	-	-	-	Bed		
-	-	-	-	-	1	-	Ward	Hemodialysis unit	
-	-	-	-	-	15	-	Bed		
-	15	214	233	2	283	314	Ward	Physiotherapy clinic	
-	105	1,275	989	15	2,402	1,504	Bed		
-	-	-	-	-	-	-	Ward	Intracavitary clinic	
-	-	-	-	-	-	-	Bed		
-	-	-	-	-	-	-	Ward	Radiation Oncology Center	
-	-	-	-	-	-	-	Bed		
-	-	-	-	-	2	5	Ward	Day Care	
-	-	-	-	-	18	22	Bed		
-	-	-	-	-	-	-	Possession	Hematopoietic treatment room	
-	-	-	-	-	-	-	Possession	Blood Bank	
-	12	82	26	-	46	19	Possession	Laboratory	
1	-	-	-	-	-	-	Possession	Rooming in	
-	3	9	12	1	116	1,823	Possession	Dispensary	
-	1	1	-	-	220	10,678	Possession	Interior	Herbal Dispensary
-	1	-	-	-	36	597	Possession	Exterior	
-	1	3	-	-	264	9,495	Possession	Extramural common use	

제I-22표

Table I-22

요양기관 지역별

Special care unit

구 분			계 Total	서 울 Seoul	부 산 Busan	대 구 Daegu	인 천 Incheon	광 주 Gwangju	대 전 Daejeon	울 산 Ulsan	세 종 Sejong	경 기 Gyeonggi	
특 수 진 료 실	계	병 실	35,529	7,901	2,488	1,897	1,781	1,422	1,127	637	168	6,749	
		병 상	213,721	36,120	15,213	10,303	10,528	8,448	7,226	3,700	1,059	40,184	
	분만실	병 실	1,328	246	117	55	72	27	61	35	8	305	
		병 상	2,124	471	186	86	103	55	93	47	8	452	
	신생아실	병 실	731	121	50	26	36	15	31	14	5	166	
		병 상	7,338	1,280	669	404	397	191	368	284	5	1,488	
	수술실	병 실	8,388	2,188	638	436	355	420	251	151	13	1,679	
		병 상	8,730	2,268	665	450	378	419	260	151	13	1,732	
	회복실	병 실	5,813	1,776	382	323	232	229	174	85	22	1,024	
		병 상	11,926	3,412	863	591	536	390	331	188	45	2,287	
	응급실	병 실	858	120	54	38	40	41	14	17	1	160	
		병 상	9,009	1,414	633	409	396	398	224	179	6	1,691	
	인공신장실	병 실	1,059	176	77	61	69	41	31	15	3	231	
		병 상	20,279	3,580	1,590	940	1,133	751	713	346	66	4,500	
	물리치료실	병 실	15,127	2,622	981	816	853	559	512	270	88	2,791	
		병 상	146,664	21,513	9,939	7,090	7,094	5,909	5,056	2,374	862	26,597	
	강내치료실	병 실	13	1	2	3	2	-	-	-	-	1	
		병 상	14	1	2	3	2	-	-	-	-	1	
	방사선옥소 입원치료실	병 실	156	58	18	7	10	4	7	4	-	23	
		병 상	159	60	18	7	10	4	7	4	-	24	
	낮병동	병 실	2,056	593	169	132	112	86	46	46	28	369	
		병 상	7,478	2,121	648	323	479	331	174	127	54	1,412	
기 타	조혈모처치실		보유	44	14	5	5	2	1	2	1	-	7
	혈액은행		보유	282	53	29	12	16	18	9	4	-	48
	임상검사실		보유	4,071	538	334	320	137	245	142	79	23	719
	모자동실		보유	288	60	21	6	18	7	13	7	1	70
	조제실		보유	4,941	662	368	303	175	162	229	97	40	1,000
	탕전실	실내	보유	11,062	2,453	822	759	489	336	369	212	63	2,344
		실외	보유	676	151	54	37	15	23	29	23	2	126
		원외공 동이용	보유	10,200	2,636	748	515	514	282	381	181	49	2,309

주 : 연도말 기준

특수진료실 현황

data by region

(단위 : 병실, 병상)
Unit : Ward, Bed

강 원 Gangwon	충 북 Chungbuk	충 남 Chungnam	전 북 Jeonbuk	전 남 Jeonnam	경 북 Gyeongbuk	경 남 Gyeongnam	제 주 Jeju	Division			
1,010	1,255	1,517	1,511	1,570	1,933	2,107	456	Ward	Total		
6,082	8,232	10,250	12,431	13,427	12,036	15,495	2,987	Bed			
41	51	78	56	36	53	74	13	Ward	Delivery room		
63	68	103	89	50	99	128	23	Bed			
24	27	68	34	20	42	41	11	Ward	Neonatal unit		
163	249	292	382	177	394	530	65	Bed			
222	200	282	305	304	364	480	100	Ward	Operating room		S p e c i a l
234	203	289	320	315	380	553	100	Bed			
159	176	199	197	203	275	281	76	Ward	Recovery room		
319	331	439	441	403	507	681	162	Bed			
41	31	37	39	65	73	77	10	Ward	Emergency room		
405	349	379	450	583	562	803	128	Bed			
29	39	72	44	48	53	57	13	Ward	Hemodialysis unit		c a r e
561	742	876	900	908	1,008	1,383	282	Bed			
451	689	697	739	840	1,015	993	211	Ward	Physiotherapy clinic		u n i t
4,229	6,131	7,653	9,356	10,751	8,884	11,080	2,146	Bed			
-	1	-	1	2	-	-	-	Ward	Intracavitary clinic		
-	1	-	1	3	-	-	-	Bed			
1	-	4	4	5	-	9	2	Ward	Radiation Oncology Center		
1	-	4	4	5	-	9	2	Bed			
42	41	80	92	47	58	95	20	Ward	Day Care		
107	158	215	488	232	202	328	79	Bed			
-	-	-	3	1	-	2	1	Possession	Hematopoietic treatment room		
13	10	11	10	13	13	17	6	Possession	Blood Bank		
94	133	179	243	253	244	350	38	Possession	Laboratory		
7	13	17	13	7	6	10	12	Possession	Rooming in		
133	245	247	314	254	288	380	44	Possession	Dispensary		
314	331	414	455	352	511	673	165	Possession	Interior		
41	25	14	33	27	36	30	10	Possession	Exterior	Herbal Dispensary	O t h e r s
218	262	370	328	267	433	622	85	Possession	Extramural common use		

Note : As of the end of the year

제 I-23표
Table I-23

요양기관 지역별 진단
Diagnostic radiographic equipment and

구 분 Division	계 Total	일반엑스선 촬영장치 X-ray system	엑스선촬영 투시장치 Fluoroscopic X-ray system	치과용방사선 촬영장치 Dental radiology equipment	치과용 방사선 파노라마장치 Dental panoramic radiograph equipment	유방촬영용 장치 Mammography	C-Arm형 엑스선장치 C-Arm X-ray system
계 Total	89,241	19,238	2,096	21,799	7,838	3,179	5,694
서 울 Seoul	20,406	3,856	440	5,534	2,342	710	1,264
부 산 Busan	6,431	1,284	187	1,570	434	245	437
대 구 Daegu	4,944	1,105	129	1,096	361	178	353
인 천 Incheon	4,529	1,019	105	1,101	398	196	263
광 주 Gwangju	3,190	742	74	782	326	104	184
대 전 Daejeon	2,794	603	88	645	248	101	195
울 산 Ulsan	1,838	361	40	476	179	66	103
세 종 Sejong	426	94	6	118	20	16	24
경 기 Gyeonggi	19,299	4,211	383	4,806	1,893	721	1,223
강 원 Gangwon	2,401	549	83	522	179	79	157
충 북 Chungbuk	2,592	595	74	542	171	103	196
충 남 Chungnam	3,216	780	78	723	217	110	185
전 북 Jeonbuk	3,539	797	92	800	237	128	212
전 남 Jeonnam	3,177	749	70	727	191	106	215
경 북 Gyeongbuk	4,177	1,059	116	917	257	118	258
경 남 Gyeongnam	5,174	1,175	114	1,157	318	177	349
제 주 Jeju	1,108	259	17	283	67	21	76

주 : 연도말기준

방사선·특수의료장비 현황

special medical equipment data by region

(단위 : 대)
Unit : Equipment

혈관조영 촬영장치 Angiography	전산화단층 촬영장치 Computed Tomography	콘 빔 CT Cone beam CT	양전자방출 단층촬영장치 Positron Emission Tomography	골밀도검사기 Bone densitometry equipment	자기공명영상 진단기 Magnetic Resonance Imaging	체외충격파쇄석기 Extracorporeal shock wave lithotripsy
617	1,991	11,419	195	12,780	1,553	842
175	401	2,821	68	2,260	381	154
56	150	939	24	920	115	70
34	127	611	14	791	88	57
37	101	571	7	617	73	41
18	78	346	4	428	67	37
26	63	334	7	403	54	27
13	42	251	3	248	31	25
-	7	77	-	61	1	2
107	378	2,501	33	2,550	321	172
20	74	235	4	441	41	17
17	63	290	4	470	42	25
13	64	417	3	550	43	33
19	96	393	8	666	61	30
12	93	328	5	584	64	33
25	89	477	3	764	52	42
36	151	663	6	852	109	67
9	14	165	2	175	10	10

Note : As of the end of the year

제I-24표
Table I-24

요양기관 종별 의료장비 현황 Medical Equipments by Provider Type

(단위 : 대)
Unit : Equipment

구 분 Division	계 Total	검사장비 Diagnostic equipments	영상진단·방사선치료장비 Radiological equipments, treatment equipments	이학요법장비 Physical therapy equipments	처치·수술장비 Treatment-Operation equipments	치과장비 Dental medicine equipments	한방장비 Oriental medicine equipments
계 Total	879,968	222,928	141,495	288,556	78,056	35,789	113,144
상급종합병원 Tertiary hospital	50,696	26,952	5,656	5,961	11,819	271	37
중 합 병 원 General hospital	100,428	48,033	11,822	18,784	20,829	557	403
병 원 Hospital	89,279	30,785	13,719	34,625	9,147	78	925
요양병원 Healthcare Institute	52,924	16,207	3,225	24,837	5,940	25	2,690
의 원 Clinic	347,408	98,003	57,240	163,056	27,459	-	1,650
치 과 병 원 Dental hospital	3,715	130	1,552	325	159	1,500	49
치 과 의 원 Dental clinic	85,365	42	46,464	3,436	2,349	33,031	43
조 산 원 Midwifery clinic	3	-	3	-	-	-	-
보건의료원 Hospitalized health center	848	291	146	290	62	11	48
보 건 소 Health center	4,384	976	713	2,262	38	80	315
보 건 지 소 Health subcenter	2,398	151	393	1,497	17	231	109
보건진료소 Primary health care post	129	3	-	125	-	-	1
한 방 병 원 Oriental hospital	14,862	626	555	4,645	235	4	8,797
한 의 원 Oriental clinic	127,529	729	7	28,713	2	1	98,077

주 : 연도말기준

Note : As of the end of the year



제 II 편

건강보험 재정 현황

Financial Indicators in Health Insurance

2018 보험료 산정방법

2018년도 보험료 산정 방법

□ 직장가입자 건강보험료

○ 건강보험료율 : 6.24%

(단위 : %)

구 분	계	가입자부담	사용자부담	국가부담
근로자	6.24(100)	3.120(50)	3.120(50)	-
공무원	6.24(100)	3.120(50)	-	3.120(50)
사립학교교직원	6.24(100)	3.120(50)	1.872(30)	1.248(20)

○ 보수월액보험료

- 가입자부담(50%) 건강보험료 산정 = 보수월액 × 보험료율(3.120%)

- 보수월액(월평균보수) = 연간 총보수액 ÷ 근무월수
- 1인 총 건강보험료(가입자부담 50% + 사용자부담 50%) = 가입자 부담보험료 × 2

○ 소득월액보험료

- ('18.6월 이전) 산정보험료 = {(연간 보수외소득 × 소득평가율) ÷ 12개월} × 3.12%
- ('18.7월 이후) 산정보험료 = {(연간 보수외소득 - 3,400만원) ÷ 12개월} × 소득평가율 × 6.24%

□ 지역가입자 건강보험료

○ 보험료부과점수당 금액 : 183.3원

구 분	2018년도
월 건강보험료 산정	보험료부과점수 × 점수당 금액
점수당 금액	183.3원

□ 노인장기요양 보험료

○ 장기요양보험료율 : 7.38%

- 장기요양보험료 = 건강보험료 × 보험료율(7.38%)

○ 2018. 7월 보험료 부과체계 개편

구 분			‘18.6월이전	‘18.7월이후
지 역 가 입 자	소득 보 험 료	평가소득	연 소득 500만원 이하 세대	평가소득 폐지, 과세소득 적용
		최저보험료	3,660원 (부과점수 20점)	연 소득 100만원 이하 세대, 13,100원
		소득평가율	연금, 근로 20%	연금, 근로 30%
		소득등급표	75등급 (500만원 ~ 4억9,900만원)	97등급 (100만원 ~ 11억4,000만원)
	재산 보 험 료	공제금액	전월세 500만원	재산 4구간별 차등공제 • 1,200만원 이하 → 최대 1,200만원 • 1,201 ~ 2,700만원 → 850만원 • 2,701 ~ 5,000만원 → 500만원 • 5,000만원 초과 → 전월세만 재산 500만원
		재산등급표	50등급 (100만원 ~ 30억원)	60등급 (1 ~ 77억8,124만원)
		계산식	재산과표+((전월세-기본공제액)× 30%)	{재산과표 + (전월세 × 30%)}-기본공제액
	자 동 차 보 험 료	차량종류	승용, 승합, 화물, 특수차	승용차만 부과
		사용연수	15년 미만	9년 미만
		배기량, 가액	7등급 구분 (가액 기준 없음)	1,600cc 이하는 4천만원 이상만 부과 1,600cc 초과하는 모두 부과
	보험료 상한		2,324,240원 (부과점수 12,680점)	‘18.7월 기준 3,096,570원 (前前년도 직장 평균 보수월액보험료의 15배)
직 장 가 입 자	보수월액보험료 상한		4,873,440원 (보수월액 7,810만원)	‘18년 기준 6,193,140원 (본인부담 3,096,570원) (前前년도 직장 평균 보수월액보험료의 30배)
	소득 월 액 보 험 료	상한	2,436,720원 (소득월액 7,810만원)	‘18년 기준 3,096,570원 (前前년도 직장 평균 보수월액보험료의 15배)
		부과대상	보수외소득 연 7,200만원 초과	연 보수외소득 3,400만원 초과
		공제금액	-	3,400만원
		계산식	(연 소득 ÷ 12월) × 보험료율의 절반	{(연 소득-3,400만원) ÷ 12월}×보험료율
피 부 양 자	소득요건		연 소득 4천만원 이하 (각각 금융, 연금, 근로+기타소득)	3,400만원 이하 (2인가구 기준중위소득 100%)
	재산요건		재산 9억원 이하	5억4천만원 이하 5.4억(3.6억)초과 ~ 9억원 이하는 연 소득 1천만원 초과하는 경우만 지역가입자로 전환
	형제자매		인정 (소득 각 4천만원, 재산 3억원 이하)	원칙적으로 제외 (65세 이상, 30세 미만, 장애인 등은 소득, 재산, 부양요건 충족 시 인정) 재산 1.8억원 이하 연소득 3,400만원 이하

제Ⅱ-1표
Table II-1

연도별 건강보험
Financial Indicators of

구 분 Division				2007	2008	2009
총괄	수익 Revenue	계(A)	Total(A)	26,049,843,139	29,787,148,719	31,500,393,382
		보험료(C1)	Contributions(C1)	21,728,699,897	24,973,026,443	26,166,081,793
		정부지원금	Government Subsidies	3,671,794,907	4,026,244,600	4,682,831,080
		- 보험재정국고지원금(C2)	Government Subsidies of insurance finances(C2)	2,704,200,000	3,002,299,600	3,656,585,080
		- 관리재정국고지원금	Government Subsidies of Administrative finances	-	-	-
		- 담배부담금(C3)	Surcharge on Tobacco	967,594,907	1,023,945,000	1,026,246,000
		기타	Others	649,348,334	787,877,676	651,480,508
General Profile	비용 Expenditure	계(B)	Total(B)	25,888,501,744	28,273,326,469	31,189,152,469
		보험급여비	Benefits(D)	24,560,092,366	26,654,304,738	30,040,870,809
		보험급여비(실급여비)(D)	Benefits(actual Benefits)(D)	(24,560,092,366)	(26,654,304,738)	(30,040,870,810)
		- 요양급여비	Medical Benefits	24,017,960,319	25,917,712,501	29,228,497,172
		- 요양급여비(실급여비)	Medical Benefits(actual Benefits)	(24,017,960,319)	(25,917,712,501)	(29,228,497,172)
		- 장제비	Funeral Expenses	49,470,005	3,805,324	109,750
		- 본인부담액보상금	Compensation for Lange Co-payment	65,363,184	148,162,364	572,861
		- 건강검진비	Physical Examination Expenses	427,298,857	584,624,549	708,774,738
		- 임신·출산 진료비	Prenatal care costs	-	-	102,916,289
		관리운영비	Administrative finances	719,610,196	672,030,189	659,722,664
		기타(계)	others(total)	608,799,182	946,991,542	488,558,996
		사업경비	business expenses	117,426,898	121,869,799	134,178,693
		사옥관리비	building maintenance costs	-	-	17,985,883
		타기관부담금	other agency charges	136,071,043	160,209,000	164,605,820
		기타	etc	355,301,241	664,912,743	171,788,600
		기타포괄손익	Other Comprehensive Income	-	-	-
		총수지율(B/A)	Rate of Expenditure to Revenue(B/A)	99.4	94.9	99.0
		보험료 대 급여비 비율D/(C1+C2+ C3))	Rate of Benefits to Revenue(D/(C1+C2+ C3))	96.7	91.9	97.4
		당기차액(A-B)	Balance(A-B)	161,341,395	1,513,822,250	311,240,913
		이월금	Amount Carried Forward	4,110,178,433	4,270,967,188	4,586,651,937
		누적법정준비금(E)	Accumulated Legal Reserves(E)	895,068,293	2,227,783,531	2,227,783,531
		연간 적용인구 1인당 보험료 (원)	Yearly Contributions per Covered Person (Won)	532,722	604,139	637,156
		연간 적용인구 1인당 급여비 (원)	Yearly Benefits per Covered Person (Won)	515,096	555,286	620,467

- 주 : 1) 건강검진비는 급여비에 포함하고 지급준비금 상계 전 실 급여비는 ()로 표시하였음
2) 담배부담금은 2002년도에 신설되었으며, 1인당 보험료는 보험재정국고지원금 및 담배부담금이 포함됨
3) 2003.7월 재정통합으로 직역 구분하지 않음
4) 2005년 이후 지출항목 기타에는 대손상각비와 보험료 환급비용이 포함됨
5) 관리운영비는 인건비, 경상경비, 사업경비로 작성하였으나, 2007년부터 사업경비를 관리운영비에서 분리하여 별도 표기
6) 건강보험 일반회계 영역(특별회계 제외)을 기준으로 작성
7) 2006년까지 지역재정 지원 국고지원금이 재정건전화특별법 만료로 2007년부터 총재정에 지원
8) 주-6)과 관련 2008년 이전에는 특별회계로 구분되어 제외되었던 사옥관리가 2009년부터 일반회계로 구분되어 포함됨
9) 임신·출산 진료비는 2008.12.15 신설, 보험급여비에 포함됨
10) 이월금은 일산병원 당기잉여금을 포함한 잉여금 처분 후의 금액임(2012년 이월금은 일반기업회계기준 제21장 "종업원급여" 2011년 해당분 27,080,389 차감됨)
11) 2013 회계연도부터 국제회계기준(K-IFRS) 적용
12) 기타포괄손익 : 보험수리적 평가를 수행하여 확정급여채무(구 퇴직급여충당금)를 계산하는 확정급여형 퇴직급여제도의 경우, 보험수리적 가정의 변경 및 보험수리적 가정과 실제 발생한 결과의 차이에서 발생하는 보험수리적손익을 기타포괄손익으로 인식함
13) 누적법정준비금 : 2013년부터(K-IFRS적용)는 당기 법정준비금적립액을 이익잉여금 처분 해당일인 이사회의결일(차기2월)에 법정준비금으로 반영 (2017.2.22. 현재 누적법정준비금 200,656억원)
14) 2016년도 재무제표 수정으로 인해 2016년도 일부 금액이 변경됨

재정현황

N.H.I.S by Year

(단위 : 천원)
Unit : KRW 1,000

2010	2011	2012	2013	2014	2015	2016	2017	2018
33,948,880,393	38,761,068,391	42,473,652,817	47,205,853,849	50,515,544,421	53,292,081,273	56,459,878,174	58,818,071,225	62,715,795,218
28,457,726,348	32,922,109,942	36,389,962,619	39,031,892,895	41,593,818,432	44,329,819,299	47,593,146,516	50,416,797,884	53,896,460,440
4,856,096,000	5,028,322,763	5,343,180,300	5,799,355,000	6,314,933,000	7,090,180,000	7,091,671,000	6,774,705,000	7,070,427,632
3,793,034,000	4,071,546,000	4,335,900,000	4,800,744,000	5,295,798,000	5,571,650,000	5,200,262,000	4,873,623,000	5,190,335,632
-	-	-	-	-	-	-	-	-
1,063,062,000	956,776,763	1,007,280,300	998,611,000	1,019,135,000	1,518,530,000	1,891,409,000	1,901,082,000	1,880,092,000
635,058,045	810,635,686	740,509,898	2,374,605,954	2,606,792,989	1,872,081,974	1,775,060,658	1,626,568,341	1,748,907,146
34,926,339,447	37,258,746,902	39,152,044,404	41,265,338,093	44,752,555,676	48,162,139,596	53,740,831,942	58,022,559,280	65,978,340,945
33,749,302,672	35,830,249,261	37,581,294,601	39,674,332,277	42,827,513,037	45,760,188,015	51,014,929,380	54,891,742,630	63,168,331,869
(33,749,302,672)	(35,830,249,261)	(37,581,294,601)	(39,674,332,277)	(42,827,513,037)	(45,760,188,015)	(51,014,929,380)	(54,891,742,630)	(63,168,331,869)
32,828,448,405	34,782,840,853	36,412,260,566	38,439,809,780	41,491,373,560	44,265,380,839	49,398,676,840	53,196,709,570	61,423,364,490
(32,828,448,405)	(34,782,840,853)	(36,412,260,566)	(38,439,809,780)	(41,491,373,560)	(44,265,380,839)	(49,398,676,840)	(53,196,709,570)	(61,423,364,490)
26,750	-	-	-	-	-	-	-	-
240,549	149,446	120,532	52,984	25,926	882	841	172	-
801,372,727	880,820,346	958,503,466	996,832,525	1,101,394,225	1,264,691,154	1,400,889,678	1,508,193,086	1,556,179,349
119,214,241	166,438,616	210,410,037	237,636,988	234,719,325	230,115,141	215,362,021	186,839,802	188,788,030
675,095,179	611,160,200	614,424,605	630,896,362	641,896,430	623,330,927	674,239,271	729,737,585	763,555,340
501,941,596	817,337,441	956,325,198	960,109,454	1,283,146,209	1,778,620,654	2,051,663,291	2,401,079,065	2,046,453,736
150,438,241	94,059,123	98,760,711	105,199,807	137,202,308	176,574,777	180,472,245	217,785,474	258,034,717
18,952,835	22,194,541	24,389,911	26,551,736	29,124,153	30,025,546	36,639,389	38,211,126	41,705,182
212,074,722	178,603,478	189,629,940	227,443,814	261,594,000	350,009,000	234,332,715	341,164,384	328,929,688
120,475,798	522,480,299	643,544,636	600,914,097	855,225,748	1,222,011,331	1,600,218,942	1,803,918,081	1,417,784,149
-	-	-	19,582,748	-45,168,370	-15,133,106	-11,593,945	7,981,698	-29,691,889
102.9	96.1	92.2	87.4	88.6	90.4	95.2	98.6	105.2
101.3	94.4	90.1	88.5	89.4	89.0	93.3	96.0	103.6
△977,459,054	1,502,321,489	3,321,608,413	5,940,515,756	5,762,988,745	5,129,941,677	2,719,046,232	795,511,945	-3,262,545,727
4,887,762,338	5,789,741,227	6,063,791,091	6,850,207,779	8,916,667,235	9,443,459,775	6,949,876,824	4,671,207,676	664,572,167
959,258,215	1,560,023,785	4,575,743,575	4,575,743,575	8,220,357,170	12,807,257,170	16,980,057,170	20,065,657,170	20,773,357,170
683,228	772,415	843,173	899,690	955,210	1,019,546	1,080,061	1,124,560	1,195,417
692,159	729,262	759,290	796,199	853,900	907,324	1,007,578	1,079,340	1,238,582

Note : 1) Physical examination expense is included Benefit cost actual benefit costs before being offset with legal reserve fund are written in()

2) Yearly contributions per one person is included in government subsidies of insurance Finance

3) Integrating the finance system between employee insurance and self-employed insurance programs

4) Depreciation allowance and refund amount of contributions have been included in an item of others in expenditure since 2005.

5) Administrative finances is originally marked as operating cost, labor cost, and business expense. But, business expenses has been separately presented in a different category as of 2007

6) National Health Insurance's general accounts(except for special accounts) are based.

7) Since the special act for financial stabilization expired on Dec.31, 2006, there has been no government subsidy on administration.

8) In relation to note 6, office building management has been added since 2009 because it was included in special account.

9) Prenatal care costs has been added in benefits owing to the creation of prenatal benefit program on December 15, 2008.

10) Amount Carried Forward which after disposing surplus, is included NHIS Ilsan Hospital's current surplus (Amount Carried Forward in 2012 was deducted 27,080,389 of Chapter 21 "Employee Wage" of general business account in 2011)

11) K-IFRS was applied from the 2013 fiscal year

12) Other comprehensive income: In defined benefit retirement wage plan using actuarial gains or loss as retirement benefit appropriation fund, the gap between estimated and actual gains or loss is recognized as other comprehensive income.

13) Accumulated legal reserve: From 2013 (K-IFRS applied year), the legal reserve of the term is reflected in the legal reserve fund on the voting day (February, next year) of the board of directors, which is the day of retained earning calculation.

(As of 22th Feb, 2017, the amount of accumulated legal reserve is KRW 20,065.6 billion.)

14) the adjustment of amounts according to the modification of financial statement in 2016

제Ⅱ-2표

Table Ⅱ-2

월별 시도별

Revenues of Contribution

구 분 Month & Area		계 T	1월 Jan.	2월 Feb.	3월 Mar.	4월 Apr.
계	T	53,843,280,680	4,169,470,716	4,217,013,532	4,205,363,387	5,320,612,200
- 직 장	I.W.	45,577,363,675	3,422,748,400	3,485,505,672	3,473,478,687	4,596,491,686
- 지 역	S.E.	8,265,917,004	746,722,316	731,507,860	731,884,699	724,120,514
서울	Seoul	12,506,129,556	966,551,857	975,195,406	968,852,507	1,237,838,476
- 직 장	I.W.	10,589,382,358	796,086,443	808,431,431	802,253,113	1,073,143,909
- 지 역	S.E.	1,916,747,199	170,465,413	166,763,976	166,599,394	164,694,566
부산	Busan	3,314,910,992	261,727,714	263,742,807	262,824,398	318,981,892
- 직 장	I.W.	2,757,703,606	211,323,411	214,295,775	213,291,020	269,953,274
- 지 역	S.E.	557,207,387	50,404,303	49,447,032	49,533,378	49,028,618
대구	Daegu	2,332,722,411	181,901,689	183,862,389	183,332,835	225,643,198
- 직 장	I.W.	1,941,963,333	146,478,483	149,063,595	148,537,131	191,194,639
- 지 역	S.E.	390,759,078	35,423,206	34,798,794	34,795,704	34,448,560
인천	Incheon	2,920,925,953	227,217,100	230,590,500	229,570,750	284,879,323
- 직 장	I.W.	2,451,636,651	184,257,929	188,519,854	187,503,234	243,193,684
- 지 역	S.E.	469,289,302	42,959,171	42,070,646	42,067,515	41,685,639
광주	Gwangju	1,362,304,940	106,684,731	108,190,344	107,489,903	131,024,074
- 직 장	I.W.	1,163,383,436	88,490,289	90,355,790	89,649,559	113,384,137
- 지 역	S.E.	198,921,504	18,194,441	17,834,554	17,840,344	17,639,937
대전	Daejeon	1,506,599,306	118,360,553	120,101,538	119,090,534	150,405,877
- 직 장	I.W.	1,293,047,103	98,697,169	100,884,173	99,861,943	131,393,622
- 지 역	S.E.	213,552,203	19,663,384	19,217,364	19,228,591	19,012,255
울산	Ulsan	1,405,182,691	110,679,792	110,939,127	119,080,578	142,007,712
- 직 장	I.W.	1,234,146,860	95,044,803	95,688,451	103,795,417	126,851,974
- 지 역	S.E.	171,035,831	15,634,989	15,250,676	15,285,161	15,155,738
세종	Sejong	341,649,297	24,249,352	24,672,513	24,492,325	32,997,116
- 직 장	I.W.	307,333,746	21,308,933	21,791,976	21,618,758	30,147,328
- 지 역	S.E.	34,315,551	2,940,418	2,880,537	2,873,567	2,849,789
경기	Gyeonggi	14,555,526,474	1,111,968,725	1,126,689,623	1,121,608,608	1,442,090,032
- 직 장	I.W.	12,400,907,927	919,406,252	937,894,541	932,557,376	1,254,879,432
- 지 역	S.E.	2,154,618,547	192,562,473	188,795,081	189,051,231	187,210,600
강원	Gangwon	1,224,229,651	95,500,117	97,562,283	96,604,768	119,426,777
- 직 장	I.W.	1,000,902,792	75,036,971	77,522,451	76,569,200	99,616,200
- 지 역	S.E.	223,326,860	20,463,146	20,039,832	20,035,568	19,810,577
충북	Chungbuk	1,506,456,056	115,419,131	117,183,551	116,805,572	150,321,195
- 직 장	I.W.	1,288,800,687	95,462,209	97,597,695	97,230,663	130,957,513
- 지 역	S.E.	217,655,370	19,956,922	19,585,856	19,574,909	19,363,681
충남	Chungnam	2,049,419,019	156,052,371	158,117,005	157,453,360	225,911,687
- 직 장	I.W.	1,751,242,575	128,834,955	131,447,612	130,736,222	199,478,407
- 지 역	S.E.	298,176,444	27,217,416	26,669,392	26,717,137	26,433,280
전북	Jeonbuk	1,450,100,666	113,977,060	115,376,328	115,205,754	144,465,752
- 직 장	I.W.	1,217,671,922	92,466,881	94,318,195	94,135,283	123,630,635
- 지 역	S.E.	232,428,744	21,510,179	21,058,133	21,070,471	20,835,118
전남	Jeonnam	1,433,646,340	112,426,174	113,788,127	113,937,141	140,524,533
- 직 장	I.W.	1,205,162,766	91,015,933	92,828,658	93,022,754	119,861,284
- 지 역	S.E.	228,483,574	21,410,240	20,959,469	20,914,387	20,663,248
경북	Gyeongbuk	2,243,470,036	176,285,929	177,608,470	176,210,070	220,038,468
- 직 장	I.W.	1,889,389,650	143,699,992	145,798,384	144,296,046	188,613,544
- 지 역	S.E.	354,080,386	32,585,938	31,810,085	31,914,025	31,424,924
경남	Gyeongnam	3,089,943,687	244,405,559	246,467,664	245,694,577	297,195,800
- 직 장	I.W.	2,601,609,906	199,619,904	202,504,132	201,677,944	253,582,802
- 지 역	S.E.	488,333,781	44,785,656	43,963,532	44,016,634	43,612,998
제주	Jeju	600,063,603	46,062,862	46,925,858	47,109,707	56,860,287
- 직 장	I.W.	483,078,358	35,517,843	36,562,959	36,743,025	46,609,302
- 지 역	S.E.	116,985,245	10,545,020	10,362,899	10,366,682	10,250,985

주 : 1) 직장은 고지보험료(정산포함) 기준이며, 지역은 부과보험료 기준

2) 국고지원금 제외이며, 직장보험료에는 임의계속가입자, 소득월액 부과보험료 포함

3) 주민등록 실거주지 기준

보험료 현황(총계)

by Month and Province(Total)

(단위 : 천원)
Unit : KRW 1,000

5월 May.	6월 Jun.	7월 Jul.	8월 Aug.	9월 Sep.	10월 Oct.	11월 Nov.	12월 Dec.
4,604,293,409 3,885,802,750 718,490,659	4,590,375,482 3,875,088,061 715,287,421	4,694,901,660 4,059,157,520 635,744,140	4,534,723,201 3,905,604,012 629,119,190	4,360,058,362 3,733,654,695 626,403,667	4,312,787,182 3,688,835,907 623,951,275	4,370,855,578 3,690,912,934 679,942,645	4,462,825,971 3,760,083,352 702,742,619
1,065,349,293 902,289,595 163,059,698	1,061,089,492 899,145,621 161,943,872	1,094,755,332 943,871,629 150,883,703	1,056,390,198 907,291,880 149,098,318	1,013,819,980 865,634,151 148,185,829	1,001,607,038 854,175,203 147,431,834	1,016,619,852 855,623,119 160,996,733	1,048,060,125 881,436,263 166,623,862
282,908,334 234,278,863 48,629,472	280,353,475 232,007,859 48,345,616	290,603,499 247,691,197 42,912,301	278,823,250 236,381,869 42,441,381	268,424,777 226,219,776 42,205,001	264,877,470 222,865,779 42,011,691	268,645,738 223,201,216 45,444,523	272,997,638 226,193,567 46,804,070
198,094,171 163,955,733 34,138,439	197,549,286 163,615,706 33,933,580	208,916,235 178,884,275 30,031,959	197,892,485 168,178,526 29,713,959	188,771,215 159,216,799 29,554,416	186,890,581 157,469,273 29,421,308	188,453,185 156,709,082 31,744,103	191,415,143 158,660,092 32,755,050
250,155,760 208,860,315 41,295,445	250,291,258 209,190,239 41,101,020	254,207,371 211,174,028 35,315,545	246,129,421 211,174,028 34,955,393	235,735,920 200,944,063 34,791,857	233,567,092 198,844,606 34,722,486	236,733,592 198,264,106 38,469,485	241,847,867 201,992,767 39,855,100
116,238,136 98,747,362 17,490,774	115,577,658 98,187,138 17,390,520	119,377,409 104,239,572 15,137,837	113,854,444 98,883,104 14,971,340	110,983,150 96,052,107 14,931,043	109,284,884 94,444,256 14,840,628	110,400,968 94,371,051 16,029,917	113,199,238 96,579,069 16,620,169
129,339,865 110,484,227 18,855,638	129,672,704 110,953,086 18,719,618	129,995,439 113,778,660 16,216,779	126,230,002 110,185,435 16,044,567	121,678,392 105,718,658 15,959,734	119,870,438 104,030,561 15,839,877	120,604,489 103,496,835 17,107,654	121,249,475 103,562,734 17,686,741
120,654,226 105,556,054 15,098,173	119,117,349 104,061,723 15,055,626	119,283,814 106,185,211 13,098,603	116,475,199 103,505,084 12,970,116	111,659,022 98,771,420 12,887,601	110,468,522 97,650,211 12,818,311	111,694,488 98,024,036 13,670,452	113,122,860 99,012,475 14,110,385
27,301,246 24,472,369 2,828,877	27,208,397 24,387,975 2,820,422	30,847,500 28,120,288 2,727,211	30,409,796 27,695,293 2,714,503	29,684,011 26,964,600 2,719,412	29,497,333 26,779,631 2,717,702	29,897,854 26,843,108 3,054,746	30,391,854 27,203,487 3,188,367
1,249,433,822 1,063,341,916 186,091,907	1,247,692,231 1,062,537,117 185,155,114	1,270,593,558 1,104,725,632 165,867,926	1,231,549,788 1,067,014,004 164,535,784	1,181,563,788 1,017,443,405 164,120,382	1,168,831,567 1,005,132,374 163,699,193	1,188,518,457 1,008,171,178 180,347,279	1,214,986,276 1,027,804,700 187,181,576
105,062,802 85,418,807 19,643,995	103,948,421 84,386,590 19,561,831	105,929,741 88,948,729 16,981,013	102,440,024 85,637,779 16,802,245	99,222,290 82,451,202 16,771,088	98,016,520 81,325,730 16,690,790	99,453,742 81,411,200 18,042,542	101,062,167 82,577,933 18,484,234
130,210,299 110,969,091 19,241,208	129,808,286 110,655,862 19,152,424	130,535,851 114,062,311 16,473,540	127,524,949 111,222,346 16,302,603	122,369,924 106,100,537 16,269,387	121,111,782 104,908,800 16,202,983	122,021,328 104,505,209 17,516,119	123,144,187 105,128,451 18,015,737
175,213,766 148,954,934 26,258,831	174,587,035 148,425,957 26,161,078	175,549,537 152,910,646 22,638,891	170,538,280 148,162,100 22,376,180	163,493,217 141,205,439 22,287,778	161,953,963 139,729,987 22,223,976	164,167,005 139,939,447 24,227,558	166,381,795 141,416,867 24,964,927
124,677,689 103,989,933 20,687,756	123,713,467 103,031,584 20,681,884	125,287,481 107,767,182 17,520,299	120,374,153 103,071,912 17,302,240	116,752,486 99,512,556 17,239,930	115,723,268 98,546,476 17,176,791	116,949,798 98,528,873 18,420,925	117,597,430 98,672,413 18,925,017
123,337,054 102,800,479 20,536,575	122,753,447 102,328,102 20,425,345	122,234,408 105,266,989 16,967,419	118,686,119 101,891,009 16,795,110	115,679,426 98,973,454 16,705,971	115,374,641 98,744,405 16,630,235	116,165,343 98,171,481 17,993,862	118,739,929 100,258,218 18,481,712
190,284,766 159,148,581 31,136,185	192,182,560 160,527,614 31,654,945	194,925,060 168,051,814 26,873,246	188,202,932 161,655,172 26,547,760	181,699,032 155,253,342 26,445,690	180,770,250 154,428,178 26,342,071	181,341,959 153,057,089 28,284,871	183,920,540 154,859,893 29,060,647
264,741,131 221,435,594 43,305,538	263,980,608 220,926,575 43,054,033	268,248,106 231,114,428 37,133,678	259,033,321 222,320,683 36,712,638	249,846,767 213,326,139 36,520,628	247,047,773 210,658,302 36,389,471	250,233,617 211,349,629 38,883,988	253,048,764 213,093,776 39,954,989
51,291,047 41,098,899 10,192,148	50,849,807 40,719,312 10,130,495	53,611,320 44,647,131 8,964,189	50,168,841 41,333,789 8,835,052	48,674,966 39,867,045 8,807,921	47,894,061 39,102,131 8,791,929	48,954,162 39,246,274 9,707,888	51,660,684 41,630,648 10,030,036

Note : 1) While C.E. is based on estimated contribution S.E. is based on imposed contribution

2) Excluding government subsidies, while including contributions of the insured recently retired from the retired from the company and contributions imposed on the monthly incomes

제Ⅱ-3표

Table Ⅱ-3

보수월액 구간별 가입자

Employment Members Contribution by

보수월액 구간 Monthly Wage	인 원 Persons			보 험 료 Contribution			구 성 비 (%)	
	계 T	근로자 C.E.	공 · 교 G & T	계 T	근로자 C.E.	공 · 교 G & T	인 원 Person	보 험 료 Contribution
계 Total	16,906,786	15,619,689	1,287,097	1,811,886,748	1,611,654,346	200,232,402	100.0	100.0
1~300000 미만	11,566	11,528	38	101,641	101,309	332	0.1	0.0
300000~350000미만	18,572	18,562	10	178,895	178,794	101	0.1	0.0
350000~400000미만	9,790	9,771	19	113,807	113,589	218	0.1	0.0
400000~450000미만	26,123	26,097	26	333,892	333,551	342	0.2	0.0
450000~500000미만	25,775	25,710	65	376,553	375,586	967	0.2	0.0
500000~550000미만	76,373	76,332	41	1,211,626	1,210,964	661	0.5	0.1
550000~600000미만	47,024	46,997	27	840,163	839,674	488	0.3	0.0
600000~650000미만	82,643	82,570	73	1,574,873	1,573,472	1,402	0.5	0.1
650000~700000미만	46,717	46,675	42	975,470	974,585	885	0.3	0.1
700000~750000미만	79,758	79,676	82	1,769,635	1,767,807	1,829	0.5	0.1
750000~850000미만	193,284	193,025	259	4,836,084	4,829,588	6,496	1.1	0.3
850000~950000미만	149,363	148,959	404	4,178,990	4,167,680	11,311	0.9	0.2
950000~1050000미만	286,268	285,380	888	8,917,731	8,890,109	27,622	1.7	0.5
1050000~1150000미만	183,838	182,867	971	6,294,040	6,260,717	33,323	1.1	0.3
1150000~1250000미만	296,229	294,715	1,514	11,070,967	11,014,336	56,631	1.8	0.6
1250000~1350000미만	307,036	304,929	2,107	12,420,509	12,335,040	85,469	1.8	0.7
1350000~1450000미만	422,538	417,494	5,044	18,313,267	18,092,385	220,882	2.5	1.0
1450000~1550000미만	438,483	432,258	6,225	20,499,340	20,207,855	291,485	2.6	1.1
1550000~1650000미만	1,208,185	1,195,094	13,091	59,974,699	59,323,270	651,429	7.1	3.3
1650000~1750000미만	687,556	677,075	10,481	36,376,334	35,820,529	555,805	4.1	2.0
1750000~1900000미만	999,473	983,747	15,726	56,693,381	55,800,304	893,078	5.9	3.1
1900000~2050000미만	968,120	946,481	21,639	59,495,312	58,160,784	1,334,528	5.7	3.3
2050000~2200000미만	613,565	596,661	16,904	40,555,020	39,435,614	1,119,405	3.6	2.2
2200000~2350000미만	686,945	665,066	21,879	48,529,045	46,978,584	1,550,461	4.1	2.7
2350000~2500000미만	537,542	516,997	20,545	40,559,832	39,006,342	1,553,490	3.2	2.2
2500000~2650000미만	635,081	605,694	29,387	50,611,905	48,260,224	2,351,680	3.8	2.8
2650000~2800000미만	473,596	447,471	26,125	40,149,909	37,930,118	2,219,791	2.8	2.2
2800000~2950000미만	474,074	445,401	28,673	42,412,687	39,843,920	2,568,767	2.8	2.3
2950000~3100000미만	480,602	448,807	31,795	45,238,707	42,238,643	3,000,065	2.8	2.5
3100000~3250000미만	380,445	346,750	33,695	37,663,256	34,326,370	3,336,885	2.3	2.1
3250000~3450000미만	458,928	417,648	41,280	47,927,971	43,615,501	4,312,470	2.7	2.6
3450000~3650000미만	439,077	398,185	40,892	48,548,844	44,021,724	4,527,120	2.6	2.7
3650000~3850000미만	384,540	344,914	39,626	44,962,821	40,326,418	4,636,403	2.3	2.5
3850000~4050000미만	373,856	332,528	41,328	46,129,741	41,035,223	5,094,518	2.2	2.5
4050000~4250000미만	320,377	278,918	41,459	41,459,658	36,091,295	5,368,363	1.9	2.3
4250000~4450000미만	288,057	245,835	42,222	39,080,725	33,350,493	5,730,232	1.7	2.2
4450000~4650000미만	273,312	230,247	43,065	38,757,023	32,645,622	6,111,402	1.6	2.1
4650000~4850000미만	248,613	205,655	42,958	36,813,079	30,447,273	6,365,805	1.5	2.0
4850000~5050000미만	263,681	220,488	43,193	40,752,115	34,080,508	6,671,607	1.6	2.2
5050000~5250000미만	205,943	160,295	45,648	33,084,338	25,747,317	7,337,021	1.2	1.8
5250000~5500000미만	249,845	188,168	61,677	41,871,322	31,526,953	10,344,369	1.5	2.3
5500000~5750000미만	236,982	174,970	62,012	41,558,979	30,678,151	10,880,829	1.4	2.3
5750000~6000000미만	216,577	156,536	60,041	39,675,075	28,671,638	11,003,437	1.3	2.2
6000000~6250000미만	207,303	150,060	57,243	39,554,048	28,617,807	10,936,241	1.2	2.2
6250000~6500000미만	177,216	123,919	53,297	35,226,220	24,628,437	10,597,783	1.0	1.9
6500000~6750000미만	170,690	119,424	51,266	35,263,448	24,668,327	10,595,122	1.0	1.9
6750000~7000000미만	152,190	102,963	49,227	32,633,336	22,076,395	10,556,942	0.9	1.8
7000000~7250000미만	144,834	100,694	44,140	32,156,755	22,351,414	9,805,342	0.9	1.8
7250000~7500000미만	118,174	85,011	33,163	27,175,383	19,551,716	7,623,667	0.7	1.5
7500000~7750000미만	102,994	80,686	22,308	24,477,388	19,177,161	5,300,228	0.6	1.4

주 : 1) 일부 특수사업장 제외

2) 연도말 산정보험료(가입자부담금) 기준

및 보험료 부담현황(직장)

Monthly Wage(I.W.)

(단위 : 명, 천원)

Unit : Person, KRW 1,000

보수월액구간 Standard Monthly Wage Grades	인 원 Persons			보 험 료 Contribution			구 성 비 (%)	
	계 T	근로자 C.E.	공 · 교 G & T	계 T	근로자 C.E.	공 · 교 G & T	인 원 Person	보 험 료 Contribution
7750000~8050000미만	109,036	91,347	17,689	26,878,580	22,523,446	4,355,133	0.6	1.5
8050000~8350000미만	94,042	80,675	13,367	24,060,586	20,645,440	3,415,146	0.6	1.3
8350000~8650000미만	78,583	69,239	9,344	20,829,337	18,354,057	2,475,280	0.5	1.1
8650000~8950000미만	70,269	63,588	6,681	19,285,345	17,451,857	1,833,487	0.4	1.1
8950000~9250000미만	64,473	58,521	5,952	18,294,374	16,606,132	1,688,242	0.4	1.0
9250000~9550000미만	54,146	48,943	5,203	15,874,023	14,348,186	1,525,838	0.3	0.9
9550000~9850000미만	49,667	45,256	4,411	15,026,238	13,692,028	1,334,210	0.3	0.8
9850000~10150000미만	53,834	50,116	3,718	16,783,987	15,624,682	1,159,305	0.3	0.9
10150000~10450000미만	37,514	34,726	2,788	12,051,994	11,156,460	895,534	0.2	0.7
10450000~10750000미만	33,513	31,475	2,038	11,079,167	10,405,759	673,408	0.2	0.6
10750000~11200000미만	43,283	40,762	2,521	14,808,891	13,946,221	862,670	0.3	0.8
11200000~11600000미만	32,041	30,477	1,564	11,391,286	10,835,550	555,736	0.2	0.6
11600000~12100000미만	37,718	36,197	1,521	13,940,065	13,378,753	561,313	0.2	0.8
12100000~12600000미만	30,683	29,769	914	11,819,969	11,468,364	351,605	0.2	0.7
12600000~13100000미만	24,091	23,396	695	9,657,501	9,378,913	278,588	0.1	0.5
13100000~13600000미만	20,098	19,493	605	8,366,936	8,115,209	251,727	0.1	0.5
13600000~14200000미만	21,076	20,469	607	9,136,902	8,873,787	263,115	0.1	0.5
14200000~14700000미만	13,528	13,092	436	6,096,889	5,900,345	196,545	0.1	0.3
14700000~15300000미만	17,172	16,739	433	8,029,316	7,826,777	202,539	0.1	0.4
15300000~15900000미만	12,177	11,772	405	5,923,055	5,726,120	196,935	0.1	0.3
15900000~16600000미만	12,483	12,064	419	6,324,229	6,111,988	212,242	0.1	0.3
16600000~17200000미만	9,814	9,490	324	5,168,208	4,997,442	170,766	0.1	0.3
17200000~17900000미만	8,809	8,517	292	4,820,056	4,660,310	159,746	0.1	0.3
17900000~18600000미만	7,801	7,544	257	4,436,945	4,290,809	146,136	0.0	0.2
18600000~19400000미만	7,543	7,339	204	4,469,464	4,348,603	120,861	0.0	0.2
19400000~20200000미만	8,280	8,120	160	5,122,190	5,023,311	98,879	0.0	0.3
20200000~21000000미만	5,886	5,770	116	3,784,001	3,709,388	74,614	0.0	0.2
21000000~21800000미만	5,109	5,003	106	3,408,913	3,338,372	70,541	0.0	0.2
21800000~22700000미만	5,099	4,996	103	3,538,527	3,467,173	71,354	0.0	0.2
22700000~23600000미만	4,461	4,399	62	3,219,873	3,175,088	44,785	0.0	0.2
23600000~24500000미만	3,678	3,614	64	2,757,800	2,709,833	47,967	0.0	0.2
24500000~25500000미만	4,881	4,806	75	3,803,810	3,745,278	58,532	0.0	0.2
25500000~26600000미만	3,579	3,543	36	2,906,727	2,877,554	29,173	0.0	0.2
26600000~27600000미만	3,136	3,103	33	2,649,940	2,622,028	27,912	0.0	0.1
27600000~28700000미만	2,930	2,901	29	2,572,072	2,546,621	25,451	0.0	0.1
28700000~29900000미만	2,847	2,826	21	2,600,623	2,581,460	19,163	0.0	0.1
29900000~31100000미만	3,171	3,155	16	3,006,571	2,991,373	15,198	0.0	0.2
31100000~32300000미만	2,276	2,267	9	2,248,758	2,239,915	8,843	0.0	0.1
32300000~33600000미만	2,346	2,334	12	2,413,452	2,401,079	12,372	0.0	0.1
33600000~35000000미만	1,946	1,937	9	2,082,115	2,072,510	9,605	0.0	0.1
35000000~36400000미만	1,925	1,920	5	2,140,754	2,135,175	5,579	0.0	0.1
36400000~37800000미만	1,763	1,760	3	2,040,626	2,037,126	3,500	0.0	0.1
37800000~39300000미만	1,574	1,568	6	1,891,829	1,884,597	7,232	0.0	0.1
39300000~40900000미만	1,859	1,851	8	2,325,490	2,315,574	9,916	0.0	0.1
40900000~42600000미만	1,612	1,611	1	2,097,714	2,096,420	1,294	0.0	0.1
42600000~44300000미만	1,206	1,205	1	1,635,232	1,633,867	1,364	0.0	0.1
44300000~46000000미만	1,008	1,005	3	1,418,846	1,414,660	4,187	0.0	0.1
46000000~47900000미만	1,058	1,056	2	1,548,481	1,545,590	2,890	0.0	0.1
47900000~49800000미만	944	944	-	1,439,641	1,439,641	-	0.0	0.1
49800000 이상	11,065	11,056	9	25,303,579	25,282,363	21,217	0.1	1.4

Note : 1) G.&T. is Excluding Military Personnel's

2) Based on the insurance premium computed at the end of the year

제Ⅱ-4표
Table II-4

사업장 규모별 보험료 현황(직장)
Contribution by Scale of Workplace (I,W.)

(단위 : 개, 건, 천원)
Unit : Each, Cases, KRW 1,000

구 분 Division	부과사업장수 Number of Workplace	부과건수 Number of Employee	보 험 료 Contribution	비 율 (%)		
				사업장수 Number of Workplace	부과건수 Number of Employee	보험료 Contribution
계 Total	1,689,026	16,547,102	3,683,525,556	100.0	100.0	100.0
5인 미만 Less than	1,085,503	2,531,809	420,518,696	64.3	15.3	11.4
5 ~ 9	343,403	2,064,438	381,871,493	20.3	12.5	10.4
10 ~ 14	98,953	1,108,250	207,258,162	5.9	6.7	5.6
15 ~ 19	46,435	759,277	140,096,502	2.7	4.6	3.8
20 ~ 29	45,368	1,057,579	197,130,801	2.7	6.4	5.4
30 ~ 39	20,243	681,829	135,563,526	1.2	4.1	3.7
40 ~ 49	12,065	527,903	109,056,707	0.7	3.2	3.0
50 ~ 59	7,531	401,211	86,733,105	0.4	2.4	2.4
60 ~ 69	5,265	333,392	72,827,838	0.3	2.0	2.0
70 ~ 79	3,729	272,843	58,481,668	0.2	1.6	1.6
80 ~ 89	2,881	240,112	50,729,107	0.2	1.5	1.4
90 ~ 99	2,173	203,812	42,156,650	0.1	1.2	1.1
100 ~ 199	8,616	1,178,666	260,473,978	0.5	7.1	7.1
200 ~ 299	2,703	651,305	150,684,153	0.2	3.9	4.1
300 ~ 399	1,088	369,361	91,305,843	0.1	2.2	2.5
400 ~ 499	679	295,798	75,686,032	0.0	1.8	2.1
500 ~ 599	426	228,206	59,519,721	0.0	1.4	1.6
600 ~ 699	348	219,186	64,849,529	0.0	1.3	1.8
700 ~ 799	258	189,242	50,729,666	0.0	1.1	1.4
800 ~ 899	212	173,842	44,765,668	0.0	1.1	1.2
900 ~ 999	149	138,721	36,639,128	0.0	0.8	1.0
1,000 ~ 1,499	392	461,982	124,713,273	0.0	2.8	3.4
1,500 ~ 1,999	194	323,714	90,809,570	0.0	2.0	2.5
2,000 ~ 2,499	116	251,590	71,753,959	0.0	1.5	1.9
2,500 ~ 2,999	73	193,340	59,022,918	0.0	1.2	1.6
3,000 ~ 3,499	39	123,046	41,226,098	0.0	0.7	1.1
3,500 ~ 3,999	27	98,321	30,463,088	0.0	0.6	0.8
4,000 ~ 4,499	26	106,500	32,879,686	0.0	0.6	0.9
4,500 ~ 4,999	20	97,434	28,469,398	0.0	0.6	0.8
5,000 ~ 9,999	73	503,124	140,642,995	0.0	3.0	3.8
10,000 ~ 14,999	19	234,218	74,393,002	0.0	1.4	2.0
15,000 ~ 19,999	7	120,144	44,753,749	0.0	0.7	1.2
20,000 ~ 24,999	4	87,081	34,362,630	0.0	0.5	0.9
25,000 ~ 29,999	2	55,415	19,737,451	0.0	0.3	0.5
30,000 ~ 34,999	2	61,616	21,639,407	0.0	0.4	0.6
35,000 ~ 39,999	1	37,103	15,195,710	0.0	0.2	0.4
40,000 ~ 44,999	-	-	-	-	-	-
45,000 ~ 49,999	1	-	28,475,452	0.0	-	0.8
50,000인 이상 Over	2	165,692	87,909,194	0.0	1.0	2.4

주 : 1) 일부 특수 사업장 제외
2) 연도말 산정보험료 기준

Note : 1) G.&T. is Excluding Military Personnel's
2) Based on the insurance premium computed at the end of the year

제II-5표

Table II-5

업종별 보험료 현황(직장)

Contribution by Business Type of Workplace (I.W.)

(단위 : 개, 건, 천원)

Unit : Each, Cases, KRW 1,000

구 분 Division	부과사업장수 Number of Workplace	부과건수 Number of Employee	보 험 료 Contribution	비 율 (%)		
				사업장수 Number of Workplace	부과건수 Number of Employee	보험료 Contribution
Total	1,689,016	16,547,090	3,683,526,404	100.0	100.0	100.0
농 업 · 수 렵 업 · 임 업 Agriculture, Hunting and Forestry	9,646	55,630	8,943,920	0.6	0.3	0.2
어 업 Fishing	2,842	24,419	5,094,133	0.2	0.1	0.1
광 업 Mining and Quarrying	753	14,788	4,092,722	0.0	0.1	0.1
제 조 업 Manufacturing	297,948	4,098,646	1,035,537,707	17.6	24.8	28.1
전 기 · 가 스 · 수 도 사 업 Electricity, Gas & Water Supply	3,023	103,529	35,319,326	0.2	0.6	1.0
건 설 업 Construction	162,379	1,104,754	222,913,136	9.6	6.7	6.1
도 · 소 매 및 소 비 자 용 품 수 리 업 Wholesale & Retail Trade, Repair of Motor Vehicles, Motorcycles & Personal & Household Good	400,439	2,119,110	414,108,811	23.7	12.8	11.2
숙 박 · 음 식 점 업 Hotels and Restaurants	177,551	674,376	95,762,802	10.5	4.1	2.6
운 수 · 창 고 · 통 신 업 Transport, Storage & Communication	36,868	638,517	135,522,917	2.2	3.9	3.7
금 융 · 보 험 업 Financial Intermediation	10,323	452,585	176,540,747	0.6	2.7	4.8
부 동 산 · 임 대 · 사 업 서 비 스 Real Estate, Renting & Business Activities	190,322	2,042,398	388,777,151	11.3	12.3	10.6
공 공 국 방 및 사 회 보 장 행 정 Public Administration and Defense ; Compulsory Social Security	15,164	188,526	30,230,267	0.9	1.1	0.8
교 육 서 비 스 업 Education	75,520	689,610	92,779,615	4.5	4.2	2.5
보 건 · 사 회 복 지 사 업 Health & Social Work	107,587	1,444,910	311,432,314	6.4	8.7	8.5
기 타 공 공 사 회 · 개 인 서 비 스 Other Community, Social & Personal Service Activities	121,358	1,068,251	174,049,931	7.2	6.5	4.7
가 사 서 비 스 업 Private Households with Employed Persons	2,083	28,695	3,706,737	0.1	0.2	0.1
국 제 · 기 타 외 국 기 관 Extra-Territorial Organization and Bodies	141	14,230	3,140,162	0.0	0.1	0.1
기 타 others	59,970	498,632	98,845,935	3.6	3.0	2.7
공 무 원 Government Employees	9,159	1,111,509	383,885,162	0.5	6.7	10.4
교 직 원 Private school Teachers	5,940	173,975	62,842,910	0.4	1.1	1.7

주 : 1) 일부 특수 사업장 제외
2) 연도말 산정보험료 기준

Note : 1) G.&T. is Excluding Military Personnel
2) Based on the insurance premium computed at the end of the year

제Ⅱ-6표
Table Ⅱ-6

산정보험료 점수
Computed Contribution

점수구간별 point	보 험 료(천원) Contribution (1000won)				소 득 등 급 별 점 수 Point by the taxable income	
	세 대 수 Households	구 성 비 (%)	보 험 료 Contribution	구 성 비 (%)	세 대 수 Households	점 수 Point
총 계 Total	8,057,627	100.00%	773,241,479	100.00%	7,972,259	2,235,323,330
26~50	-	-	-	-	-	-
51~75	2,299,682	28.54%	30,371,323	3.93%	2,287,933	163,515,482
76~100	156,174	1.94%	2,621,792	0.34%	155,711	12,978,536
101~150	624,557	7.75%	14,524,429	1.88%	620,976	52,794,643
151~200	318,412	3.95%	10,132,275	1.31%	317,270	32,432,613
201~300	574,562	7.13%	26,292,821	3.40%	570,336	78,655,470
301~400	441,845	5.48%	28,478,047	3.68%	441,095	77,748,657
401~500	484,261	6.01%	39,824,526	5.15%	483,772	86,239,137
501~600	551,332	6.84%	55,124,071	7.13%	490,011	105,736,864
601~700	426,266	5.29%	50,587,179	6.54%	425,599	113,013,641
701~800	353,441	4.39%	48,416,317	6.26%	353,058	107,327,399
801~900	298,910	3.71%	46,428,782	6.00%	298,641	113,577,263
901~1000	247,962	3.08%	43,138,965	5.58%	247,840	112,726,627
1001~1200	412,660	5.12%	82,941,583	10.73%	412,540	226,544,908
1201~1400	298,132	3.70%	70,727,654	9.15%	298,076	192,123,235
1401~1600	190,554	2.36%	52,158,202	6.75%	190,535	149,252,160
1601~1800	118,774	1.47%	36,851,946	4.77%	118,767	108,163,082
1801~2000	73,501	0.91%	25,502,761	3.30%	73,501	76,595,990
2001~2300	64,394	0.80%	25,207,614	3.26%	64,390	78,775,389
2301~2600	35,466	0.44%	15,847,420	2.05%	35,466	52,473,365
2601~2900	21,577	0.27%	10,830,100	1.40%	21,577	37,911,320
2901~3200	15,162	0.19%	8,442,169	1.09%	15,162	31,129,002
3201~3500	10,536	0.13%	6,453,509	0.83%	10,536	24,492,603
3501~3800	7,418	0.09%	4,951,139	0.64%	7,418	19,223,192

주 : 1) 연도말 산정보험료 기준
2) 소득최저보험료는 51~75점에 포함

구간별 현황(지역)

by Point(S.E)

(단위 : 세대, 점)

Unit : Households, Point

과 표 재 산 등 급 별 점 수 Point by the real Estate		자 동 차 등 급 별 점 수 Point by the Car	
세 대 수 Households	점 수 Point	세 대 수 Households	점 수 Point
3,533,618	1,715,471,999	1,237,891	110,275,119
-	-	-	-
75	3,146	647	31,593
9,997	220,308	547	12,020
100,693	5,451,190	75,563	4,345,419
76,617	6,916,188	70,220	5,558,978
232,811	37,917,032	73,821	6,453,549
226,327	54,675,577	63,462	5,121,676
328,166	109,162,262	68,383	5,318,880
348,893	141,867,839	92,496	7,658,393
318,434	147,098,956	88,127	7,219,589
282,181	143,095,989	83,947	7,207,040
238,264	127,714,534	77,172	6,814,333
205,323	111,723,548	70,735	6,347,417
357,140	207,801,257	124,980	11,322,731
276,855	179,663,478	104,037	9,760,314
178,932	125,469,089	76,172	7,553,528
112,110	86,468,253	50,399	5,330,777
68,883	58,359,904	31,472	3,504,776
59,801	54,865,024	27,964	3,221,872
32,817	31,597,987	16,355	1,971,557
20,066	19,639,959	10,286	1,274,010
13,782	13,883,726	6,916	870,606
9,616	9,947,158	4,902	630,508
6,846	7,248,125	3,477	455,148

Note : 1) Based on the insurance premium computed at the end of the year

2) the lowest amount(13,100KRW)of the contribution is in the category of 51-75 points.

제Ⅱ-6표
Table Ⅱ-6

산정보험료 점수
Computed Contribution

점수구간별 point	보 험 료(천원) Contribution (1000won)				소 득 등 급 별 점 수 Point by the taxable income	
	세 대 수 Households	구 성 비 (%)	보 험 료 Contribution	구 성 비 (%)	세 대 수 Households	점 수 Point
3801~4100	5,518	0.07%	3,988,513	0.52%	5,518	15,687,001
4101~4500	5,297	0.07%	4,165,890	0.54%	5,297	16,862,215
4501~5000	4,770	0.06%	4,143,261	0.54%	4,770	17,162,606
5001~5500	3,364	0.04%	3,231,481	0.42%	3,364	13,669,576
5501~6000	2,278	0.03%	2,396,205	0.31%	2,278	10,330,451
6001~6500	1,806	0.02%	2,066,151	0.27%	1,806	9,117,951
6501~7000	1,336	0.02%	1,650,177	0.21%	1,336	7,376,019
7001~7500	1,071	0.01%	1,421,389	0.18%	1,071	6,443,395
7501~8000	846	0.01%	1,202,744	0.16%	846	5,517,328
8001~8500	631	0.01%	953,250	0.12%	631	4,379,193
8501~9000	564	0.01%	903,832	0.12%	564	4,185,577
9001~9500	503	0.01%	852,655	0.11%	503	4,052,968
9501~10000	374	0.00%	668,969	0.09%	374	3,203,545
10001~10600	395	0.00%	744,964	0.10%	395	3,580,634
10601~11200	281	0.00%	560,678	0.07%	281	2,729,077
11201~11800	252	0.00%	530,484	0.07%	252	2,554,493
11801~12400	205	0.00%	454,736	0.06%	205	2,225,262
12401~13000	202	0.00%	470,564	0.06%	202	2,326,644
13001~13600	163	0.00%	397,580	0.05%	163	1,989,385
13601~14200	154	0.00%	392,423	0.05%	154	1,966,174
142001~14800	118	0.00%	313,807	0.04%	118	1,564,892
14801~15400	109	0.00%	302,028	0.04%	109	1,515,953
15401~16000	101	0.00%	290,458	0.04%	101	1,454,186
16000초과	1,711	0.02%	5,284,616	0.68%	1,711	41,998,228

주 : 1) 연도말 산정보험료 기준

2) 소득최저보험료는 76~100점에 포함

구간별 현황(지역)

by Point(S.E)

(단위 : 세대, 점)
Unit : Households, Point

과 표 재 산 등 급 별 점 수 Point by the real Estate		자 동 차 등 급 별 점 수 Point by the Car	
세 대 수 Households	점 수 Point	세 대 수 Households	점 수 Point
5,135	5,643,390	2,711	360,311
4,796	5,463,319	2,531	337,785
4,365	5,049,161	2,373	329,589
3,063	3,676,255	1,704	233,318
2,056	2,541,416	1,156	167,201
1,601	2,004,081	889	131,589
1,205	1,510,006	630	91,272
955	1,222,090	506	77,213
758	971,877	417	63,123
574	761,471	312	49,484
512	689,667	285	47,658
421	549,581	252	42,301
318	407,827	193	30,809
351	445,927	179	28,341
242	307,058	128	18,292
232	320,222	116	16,660
177	237,330	102	15,012
175	220,272	103	16,205
135	162,187	81	13,248
129	156,924	76	13,947
101	132,738	68	12,485
95	122,790	49	6,885
99	121,283	51	7,967
1,494	1,964,598	899	179,710

Note : 1) Based on the insurance premium computed at the end of the year
2) the lowest amount(13,100KRW)of the contribution is in the category of 76-100 points.

제Ⅱ-7표
Table Ⅱ-7

보험료분위별
Distribution of Contributions

구 분 Division	계 Total				직장 계 I. W Sub_Total				가입자 Insured
	세대수 Households	최대보험료 Maximun Contribution	평균보험료 average Contribution	적용인구 Population under	가입자 Insured	최대보험료 Maximun Contribution	평균보험료 average Contribution	적용인구 Population under	
계	24,748,873	3,096,570	101,606	49,562,166	16,906,786	3,096,570	107,169	35,653,519	15,619,689
1 분위	1,237,443	31,200	16,557	1,814,442	845,339	31,200	22,332	1,345,184	843,929
2 분위	1,237,443	40,560	27,037	1,955,041	845,339	40,560	35,699	1,444,381	841,289
3 분위	1,237,444	46,800	33,176	1,976,086	845,339	46,800	43,909	1,456,974	835,970
4 분위	1,237,444	49,920	37,291	1,924,347	845,340	49,920	48,847	1,389,042	835,213
5 분위	1,237,444	53,040	38,964	1,935,777	845,339	53,040	50,961	1,405,718	834,435
6 분위	1,237,443	56,160	41,565	1,928,656	845,339	56,160	54,701	1,390,298	832,956
7 분위	1,237,444	60,840	45,693	1,978,637	845,340	60,840	58,443	1,395,164	830,585
8 분위	1,237,444	65,520	50,459	2,032,583	845,339	65,520	62,883	1,427,983	824,678
9 분위	1,237,443	71,600	56,771	2,100,568	845,339	71,600	68,256	1,443,550	820,615
10 분위	1,237,445	78,000	64,946	2,200,270	845,340	78,000	74,625	1,486,472	814,185
11 분위	1,237,443	84,750	73,407	2,260,176	845,339	84,750	81,056	1,560,513	804,853
12 분위	1,237,443	93,600	83,481	2,388,702	845,339	93,600	89,258	1,651,534	793,073
13 분위	1,237,444	103,140	94,238	2,532,407	845,339	103,140	97,922	1,757,222	777,741
14 분위	1,237,444	115,410	106,477	2,651,569	845,340	115,410	109,045	1,882,036	765,808
15 분위	1,237,444	129,790	121,119	2,834,906	845,339	129,790	122,297	2,034,100	751,169
16 분위	1,237,443	150,300	138,802	3,018,399	845,339	148,430	138,722	2,192,760	718,159
17 분위	1,237,444	179,260	161,051	3,202,745	845,340	171,960	159,673	2,352,495	671,808
18 분위	1,237,444	217,940	190,327	3,480,502	845,339	203,820	187,000	2,594,709	609,007
19 분위	1,237,443	280,440	232,961	3,641,281	845,339	258,480	227,116	2,702,601	623,678
20 분위	1,237,444	3,096,570	417,793	3,705,072	845,340	3,096,570	410,638	2,740,783	790,538

주 : 1) 연도말 기준

2) 직장은 산정보험료 기준이며, 지역은 부과보험료 기준.

3) 직장보험료 임의계속가입자, 소득월액가입자 제외

by vigintile of Contribution

Unit : Person, KRW

Note : 1) As of the end of the Year

2) While C.E is based on estimated contribution, S.E. is based on imposed contribution.

3) Excluding contributions of the insured recently retired from the retired from the company and contributions imposed on the monthly incomes

제Ⅱ-8표

Table Ⅱ-8

연도별 건강보험

Major Indicators of Health

구 분 Division		단 위 Unit	2009	2010
적용현황 Coverage	연 도 말 적 용 인 구 Covered Population at year's end	명 Person	48,613,534	48,906,795
	연 평 균 적 용 인 구 Average Covered Population	명 Person	48,416,556	48,759,441
재 정 Finance	총 수 입 (A) Revenue(A)	천원 1,000 Won	31,500,393,381	33,948,880,393
	총 지 출 (B) Expenditure(B)	천원 1,000 Won	31,189,152,469	34,926,339,447
	수 지 율 (B/A) Rate of Expenditure to Revenue(B/A)	%	99.0	102.9
	보 험 료 (C) Contributions(C)	천원 1,000 Won	30,848,912,873	33,313,822,348
	급 여 비 (D) Benefits(D)	천원 1,000 Won	30,040,870,810	33,749,302,672
	보 험 료 대 급 여 비 비 율 (D/C) Rate of Benefits to Revenue (D/C)	%	97.4	101.3
	수 지 차 액 (A-B) Balance(A-B)	천원 1,000 Won	311,240,912	-977,459,054
	연 간 적 용 인 구 1 인 당 보 험 료 Yearly Contributions per Covered Person	원 Won	637,156	683,228
	연 간 적 용 인 구 1 인 당 급 여 비 Yearly Benefits per Covered Person	원 Won	620,467	692,159
계 Total	진 료 비 Treatment Amount	천원 1,000 Won	39,338,968,656	43,628,316,855
	급 여 비 Benefit Amount	천원 1,000 Won	28,916,433,592	32,496,847,128
	연 평 균 1 인 당 진 료 비 Medical Expenses per Person by Year	원 Won	812,511	894,767
진 료 실 적 Medical care institutions	내 원 일 수 Visit Days	일 Days	870,614,783	905,242,813
	급 여 일 수 Treatment Days	일 Days	1,214,818,589	1,272,980,811
	내 원 1 일 당 진 료 비 (평균) Treatment Amount Per Day of Visit(Average)	원 Won	32,898	35,507
	(입원) (In-patients)	원 Won	133,741	139,319
	(외래) (Out-Patients)	원 Won	20,892	22,086
	내 원 1 일 당 급 여 비 (평균) Benefit Amount Per Day of Visit(Average)	원 Won	24,375	26,707
	(입원) (In-patients)	원 Won	107,521	114,017
	(외래) (Out-Patients)	원 Won	14,475	15,419
	급 여 1 일 당 진 료 비 (평균) Treatment Amount Per Day(Average)	원 Won	23,577	25,250
	(입원) (In-patients)	원 Won	91,148	94,728
	(외래) (Out-Patients)	원 Won	15,065	15,799
	급 여 1 일 당 급 여 비 (평균) Benefit Amount Per Day(Average)	원 Won	17,468	18,992
	(입원) (In-patients)	원 Won	73,278	77,524
	(외래) (Out-Patients)	원 Won	10,438	11,030
약 국 Pharmacy	연 평 균 1 인 당 내 원 일 수 (평균) Days of Visit per Person by Year	일/명 Days/Person	17.982	19
	(입원) (In-patients)	일/명 Days/Person	1.913	2
	(외래) (Out-Patients)	일/명 Days/Person	16.069	16.440
	방 문 일 수 Visit Days	일 Days	455,833,886	463,960,515
	투 약 일 수 Treatment Days	일 Days	4,485,367,830	4,817,010,844
	진 료 비 Treatment Amount	천원 1,000 Won	10,697,434,387	11,477,162,176
	급 여 비 Benefit Amount	천원 1,000 Won	7,695,385,185	8,315,077,133
	방 문 일 당 진 료 비 Treatment Amount Per Day of Visit(Average)	원 Won	23,468	24,737
	방 문 일 당 급 여 비 Benefit Amount Per Day of Visit(Average)	원 Won	16,882	17,922
	투 약 일 당 진 료 비 Treatment Amount Per Day(Average)	원 Won	2,385	2,383
	투 약 일 당 급 여 비 Benefit Amount Per Day(Average)	원 Won	1,716	1,726
	연 평 균 1 인 당 진 료 비 Drug Expenses per Person by Year	원 Won	220,946	235,383
	연 평 균 1 인 당 방 문 일 수 Days of Visit per Person by Year	일/명 Days/Person	9.415	9.515

주 : 1) 재정은 결산기준이며 진료실적은 지급기준 임

2) 담배부담금은 2002년도에 신설되었으며, 보험료는 보험재정국고지원금 및 담배부담금이 포함됨.

주요지표(총괄)

Insurance by Year(Total)

2011	2012	2013	2014	2015	2016	2017	2018
49,299,165	49,662,097	49,989,620	50,316,384	50,490,157	50,763,283	50,940,885	51,071,982
49,132,191	49,495,324	49,829,666	50,155,210	50,434,233	50,631,224	50,856,763	51,000,524
38,761,068,391	42,473,652,817	47,205,853,849	50,515,544,421	53,292,081,273	56,459,878,174	58,818,071,225	62,715,795,218
37,258,746,902	39,152,044,404	41,265,338,093	44,752,555,676	48,162,139,596	53,740,831,942	58,022,559,280	65,978,340,945
96.1	92.2	87.4	88.6	90.4	95.2	98.6	105.2
37,950,432,705	41,733,142,919	44,831,247,895	47,908,751,432	51,419,999,299	54,684,817,516	57,191,502,884	60,966,888,072
35,830,249,261	37,581,294,601	39,674,332,277	42,827,513,037	45,760,188,015	51,014,929,380	54,891,742,630	63,168,331,869
94.4	90.1	88.5	89.4	89.0	93.3	96.0	103.6
1,502,321,489	3,321,608,413	5,940,515,756	5,762,988,745	5,129,941,677	2,719,046,232	795,511,945	-3,262,545,727
772,415	843,173	899,690	955,210	1,019,546	1,080,061	1,124,560	1,195,417
729,262	759,290	796,199	853,900	907,324	1,007,578	1,079,340	1,238,582
46,237,905,481	47,839,184,796	50,955,151,475	54,427,156,587	57,954,649,751	64,576,782,187	69,335,174,851	77,658,326,012
34,565,208,399	35,714,595,778	38,124,824,338	40,792,084,152	43,340,393,641	48,323,906,801	51,822,512,049	58,583,552,245
941,092	966,539	1,022,587	1,085,175	1,149,113	1,275,434	1,363,342	1,522,697
924,874,901	950,615,487	968,794,670	988,478,490	988,894,602	1,020,491,905	1,031,605,553	1,051,170,459
1,311,056,618	1,357,244,626	7,114,315,979	1,423,434,466	1,431,841,403	1,486,569,914	1,503,155,449	1,553,563,936
36,914	37,916	40,383	42,426	45,374	49,295	52,389	58,248
142,289	141,573	144,148	145,423	154,789	167,798	177,250	196,572
22,911	23,752	25,117	26,697	28,248	30,215	32,589	35,695
27,899	28,618	30,528	32,131	34,268	37,251	39,526	44,413
116,711	115,778	117,943	119,173	126,646	137,348	144,781	161,040
16,097	16,708	17,667	18,838	19,809	21,136	22,834	25,398
26,041	26,557	28,042	29,462	31,337	33,839	35,955	39,412
95,699	95,531	97,007	99,367	105,499	112,762	119,662	130,754
16,268	16,723	17,523	18,585	19,550	20,814	22,424	24,220
19,681	20,044	21,198	22,313	23,667	25,572	27,126	30,051
78,496	78,125	79,372	81,430	86,318	92,299	97,742	107,119
11,430	11,763	12,325	13,114	13,709	14,559	15,712	17,233
19	19,206	19,421	19,708	19,628	20,155	20,285	20,611
2	2,309	2,491	2,611	2,654	2,795	2,776	2,889
16.616	16.897	16.930	17.097	16.954	17.360	17.508	17.722
473,760,403	488,002,623	481,284,092	487,724,354	484,474,245	500,814,546	506,221,817	513,159,485
5,136,316,542	5,474,641,274	5,720,656,310	5,959,329,185	6,185,012,608	6,617,211,565	7,006,055,780	7,433,058,353
12,096,894,849	11,795,285,344	11,874,423,266	12,489,707,088	13,084,396,321	14,272,019,126	15,289,884,396	16,429,521,328
8,762,034,696	8,509,797,879	8,581,960,493	9,031,618,066	9,452,528,950	10,309,402,093	11,047,267,803	11,897,674,703
25,534	24,171	24,672	25,608	27,007	28,498	30,204	32,016
18,495	17,438	17,831	18,518	19,511	20,585	21,823	23,185
2,355	2,155	2,076	2,096	2,116	2,157	2,182	2,210
1,706	1,554	1,500	1,516	1,528	1,558	1,577	1,601
246,211	238,311	238,300	249,021	259,435	281,882	300,646	322,144
9.643	9.860	9.659	9.724	9.606	9.891	9.954	10.062

Note : 1) Finance is based on settled accounts. The figures of medical treatments are based on the Payment amount.

2) Yearly contributions per included in government subsidies of insurance Finance

3) cost(Health prevention expense) are included here

제Ⅱ-9표

직장가입자 보수 외 소득월액보험료 현황

Table Ⅱ-9 Current statistics on monthly insurance premiums for employment provided policyholders based on income other than remuneration

(단위 : 천원, %)

Unit : KRW 1,000, %

구 분 Division	인 원 Persons			보 험 료 Contribution			구 성 비 (%)	
	계 T	근로자 C.E.	공 · 교 G & T	계 T	근로자 C.E.	공 · 교 G & T	인 원 Person	보 험 료 Contribution
계 Total	174,423	169,249	5,174	34,597,312	33,617,523	979,790	100	100
3만 5천원이하	65,118	63,538	1,580	827,367	803,095	24,272	37.33	36.43
35,001~40,000	3,732	3,593	139	139,878	134,639	5,239	2.14	2.06
40,001~50,000	7,117	6,887	230	318,204	307,906	10,299	4.08	3.95
50,001~100,000	24,474	23,547	927	1,787,099	1,719,096	68,003	14.03	13.50
100,001~150,000	16,461	15,935	526	2,016,157	1,950,833	65,324	9.44	9.14
150,001~200,000	11,410	11,001	409	1,976,360	1,905,155	71,205	6.54	6.31
200,001~300,000	13,705	13,248	457	3,350,170	3,236,870	113,300	7.86	7.60
300,001~400,000	8,247	7,997	250	2,871,982	2,784,121	87,860	4.73	4.58
400,001~500,000	5,139	4,983	156	2,292,171	2,223,122	69,048	2.95	2.86
500,001~600,000	3,710	3,592	118	2,028,334	1,963,818	64,516	2.13	2.06
600,001~700,000	2,774	2,687	87	1,796,934	1,740,636	56,299	1.59	1.54
700,001~800,000	2,082	2,034	48	1,556,124	1,520,299	35,825	1.19	1.17
800,001~900,000	1,646	1,605	41	1,397,484	1,362,526	34,958	0.94	0.92
900,001~1,000,000	1,500	1,458	42	1,426,839	1,387,004	39,835	0.86	0.84
1,000,001~1,100,000	1,124	1,100	24	1,178,149	1,153,058	25,090	0.64	0.63
1,100,001~1,200,000	986	954	32	1,133,170	1,096,244	36,926	0.57	0.55
1,200,001~1,300,000	868	844	24	1,083,659	1,053,956	29,704	0.50	0.48
1,300,001~1,400,000	686	675	11	924,822	910,053	14,770	0.39	0.39
1,400,001~1,500,000	508	493	15	736,606	714,808	21,798	0.29	0.28
1,500,001~1,600,000	664	655	9	1,029,792	1,015,882	13,910	0.38	0.38
1,600,001~1,700,000	469	458	11	773,527	755,234	18,293	0.27	0.26
1,700,001~1,800,000	412	400	12	721,219	700,180	21,039	0.24	0.23
1,800,001~1,900,000	380	372	8	702,630	687,830	14,800	0.22	0.21
1,900,001~2,000,000	334	330	4	651,451	643,635	7,815	0.19	0.19
2,000,001~2,100,000	310	304	6	634,742	622,468	12,274	0.18	0.17
2,100,001~2,200,000	315	309	6	676,382	663,478	12,905	0.18	0.18
2,200,001~2,300,000	252	250	2	566,060	561,577	4,483	0.14	0.14
2,300,001~2,400,000	245	241	4	575,019	565,566	9,453	0.14	0.14
2,400,001~2,500,000	221	217	4	541,072	531,358	9,713	0.13	0.12
2,500,001~2,600,000	193	189	4	492,579	482,355	10,223	0.11	0.11
2,600,001~2,700,000	219	214	5	581,687	568,332	13,355	0.13	0.12
2,700,001~2,800,000	229	224	5	628,221	614,552	13,670	0.13	0.13
2,800,001~2,900,000	150	148	2	427,430	421,765	5,666	0.09	0.08
2,900,001~3,000,000	136	134	2	401,792	395,940	5,852	0.08	0.08
300만원 이상	3,920	3,872	48	12,132,979	11,984,433	148,545	2.25	2.22

주 : 1) 연도말 부과보험료 기준

2) 연간 보수 외 소득이 3,400만원을 초과한 직장가입자

3) 임의계속가입자 포함

Notes : 1) Based on the insurance premium computed at the end of the year

2) Applicable to employment provided policyholders whose annual income other than remuneration is more than 34 million won

3) Voluntarily and continuously insured persons have been included.

제Ⅱ-10표
Table II-10

연도별 정부 지원금 현황
Government Subsidies of Health Insurance by Year

(단위 : 천원)
Unit : KRW 1,000

구 분 Year	정부 지원금계 Total	지 역 국 고 지 원 금 Government Subsidies for the self-employed			담 배 부 담 금 Surcharge on Tobacco		
		계 Sub-total	관 리 재 정 Finance for Administration	보 험 재 정 Finance for Insurance Benefits	계 Sub-total	지역 배분금 Allotment for the self-employed	직장 배분금 Allotment for the employed
1988	94,558,524	94,558,524	39,528,952	55,029,572	-	-	-
1989	220,516,912	220,516,912	87,676,250	132,840,662	-	-	-
1990	363,901,737	363,901,737	117,638,732	246,263,005	-	-	-
1991	586,790,063	586,790,063	146,898,229	439,891,834	-	-	-
1992	592,440,184	592,440,184	165,286,368	427,153,816	-	-	-
1993	638,149,263	638,149,263	175,303,525	462,845,738	-	-	-
1994	692,406,677	692,406,677	184,872,373	507,534,304	-	-	-
1995	755,319,182	755,319,182	193,410,978	561,908,204	-	-	-
1996	872,304,434	872,304,434	217,112,293	655,192,141	-	-	-
1997	995,353,169	995,353,169	235,196,173	760,156,996	-	-	-
1998	1,076,025,606	1,076,025,606	223,777,828	852,247,778	-	-	-
1999	1,165,620,667	1,165,620,667	180,055,000	985,565,667	-	-	-
2000	1,552,746,000	1,552,746,000	171,779,000	1,380,967,000	-	-	-
2001	2,624,979,558	2,624,979,558	158,419,558	2,466,560,000	-	-	-
2002	3,013,934,364	2,574,723,000	129,883,000	2,444,840,000	439,211,364	197,645,114	241,566,250
2003	3,423,829,000	2,779,241,000	136,361,000	2,642,880,000	644,588,000	286,197,072	358,390,928
2004	3,482,965,000	2,856,652,000	140,452,000	2,716,200,000	626,313,000	268,061,964	358,251,036
2005	3,694,802,000	2,769,500,000	126,500,000	2,643,000,000	925,302,000	374,747,310	550,554,690
2006	3,816,190,000	2,869,770,000	113,270,000	2,756,500,000	966,420,000	367,239,600	599,180,400
2007	3,671,794,907	2,704,200,000	-	2,704,200,000	967,594,907	-	-
2008	4,026,244,600	3,002,299,600	-	3,002,299,600	1,023,945,000	-	-
2009	4,682,831,080	3,656,585,080	-	3,656,585,080	1,026,246,000	-	-
2010	4,856,096,000	3,793,034,000	-	3,793,034,000	1,063,062,000	-	-
2011	5,028,322,763	4,071,546,000	-	4,071,546,000	956,776,763	-	-
2012	5,343,180,300	4,335,900,000	-	4,335,900,000	1,007,280,300	-	-
2013	5,799,355,000	4,800,744,000	-	4,800,744,000	998,611,000	-	-
2014	6,314,933,000	5,295,798,000	-	5,295,798,000	1,019,135,000	-	-
2015	7,090,180,000	5,571,650,000	-	5,571,650,000	1,518,530,000	-	-
2016	7,091,671,000	5,200,262,000	-	5,200,262,000	1,891,409,000	-	-
2017	6,774,705,000	4,873,623,000	-	4,873,623,000	1,901,082,000	-	-
2018	7,070,427,632	5,190,335,632	-	5,190,335,632	1,880,092,000	-	-

주 : 1) 결산기준

2) 2006년까지 지역재정 지원 국고지원금이 재정건전화특별법 만료로 2007년부터 총재정에 지원

3) 2007년부터 국민건강증진법 부칙 제7조 제2항에 의거 국민증진기금에서 지원받은 금액은 국민건강보험법 제108조 제4항의 각호의 사업에 지원함에 따라 지역및 직장 배분금 구분 없음

Note : 1) Based on the Settlement of Accounts

2) Since the special act for financial stabilization expired on Dec.31, 2006, there has been no government subsidy on administration.

3) From 2007, According to the supplementary provision sub-section2 of article 7 in the Promotion Act, the amount received by the national health insurance act. Therefore there is no distinction in the distribution funds between Ji-Yeok(self-employed) and Jik-Jang(employee)



제 Ⅲ 편

건강보험 급여실적

Benefits in Health Insurance

건강보험 추가조정률

건강보험 수가조정률

(Rate of Adjustment for Medical Fee in the Insurance Scheme)

시 행 일 (The date of operation)	조 정 률 (%)	시 행 일 (The date of operation)	조 정 률 (%)
1979. 1. 1	20.75	2000. 7. 1 (의약분업실시)	9.20
1979. 7. 1	11.14	2000. 9.15	6.50
1980. 5.10	19.38	2001. 1. 1	7.08
1981. 6.15	16.60	2002. 4. 1	△2.90(인하)
1982. 6. 1	7.10	2003. 1. 1	2.97
1983.10. 1	4.00	2004. 1. 1	2.65
1985. 3. 1	3.00	2005. 1. 1	2.99
1986. 6. 1	3.00	2006. 1. 1	3.58
1988. 2.15	12.2	2007. 1. 1	2.30
1989. 7. 1	9.00	2008. 1. 1	1.94
1990. 2. 1	7.00	2009. 1. 1	2.22
1991. 7. 1	8.00	2010. 1. 1	2.05
1992. 4. 1	5.98	2011. 1. 1	1.64
1993. 3. 1	5.00	2012. 1. 1	2.20
1994. 8. 1	5.80	2013. 1. 1	2.36
1995. 4. 1	5.80	2014. 1. 1	2.36
1995.12.10	11.82	2015. 1. 1	2.20
1997. 1. 6	5.00	2016. 1. 1	1.99
1997. 9. 1	9.00	2017. 1. 1	2.37
1998. 7. 1	3.50	2018. 1. 1	2.28
1999.11.15 (약가인하)	9.00	2019. 1. 1	2.37
2000. 4. 1	6.00		

요양기관 유형별 환산지수

(Unit Price by type of provider)

(단위 : %, 원)

시행일 (Date)	유형 (Type)	병원 (Hospital)	의원 (Clinic)	치과 (Dental)	한방 (Korean medicine)	약국 (Pharmacy)	보건기관 (Health center)	조산원 (Maternity center)
2009.1.	인상 (평균2.22%) 환산지수 (Unit Price)	2.0 63.4	2.1 63.4	3.5 65.8	3.7 65.6	2.2 64.5	2.6 63.7	9.3 88.2
2010.1.	인상 (평균2.05%) 환산지수 (Unit Price)	1.4 64.3	3.0 65.3	2.9 67.7	1.9 66.8	1.9 65.7	1.8 64.8	6.0 93.5
2011.1.	인상 (평균1.64%) 환산지수 (Unit Price)	1.0 64.9	2.0 66.6	3.5 70.1	3.0 68.8	2.2 67.1	2.5 66.4	7.0 100.0
2012.1.	인상 (평균2.20%) 환산지수 (Unit Price)	1.7 66.0	2.8 68.5	2.6 71.9	2.6 70.6	2.6 68.8	2.0 67.7	4.2 104.2
2013.1.	인상 (평균2.36%) 환산지수 (Unit Price)	2.2 67.5	2.4 70.1	2.7 73.8	2.7 72.5	2.9 70.8	2.1 69.1	2.6 106.9
2014.1.	인상 (평균2.36%) 환산지수 (Unit Price)	1.9 68.8	3.0 72.2	2.7 75.8	2.6 74.4	2.8 72.8	2.7 71.0	2.9 110.0
2015.1.	인상 (평균2.20%) 환산지수 (Unit Price)	1.7 70.0	3.0 74.4	2.2 77.5	2.1 76.0	3.1 75.1	2.9 73.1	3.2 113.5
2016.1.	인상 (평균1.99%) 환산지수 (Unit Price)	1.4 71.0	2.9 76.6	1.9 79.0	2.2 77.7	3.0 77.4	2.5 74.9	3.2 117.1
2017.1.	인상 (평균2.37%) 환산지수 (Unit Price)	1.8 72.3	3.1 79.0	2.4 80.9	3.0 80.0	3.5 80.1	2.9 77.1	3.7 121.4
2018.1.	인상 (평균2.28%) 환산지수 (Unit Price)	1.7 73.5	3.1 81.4	2.7 83.1	2.9 82.3	2.9 82.4	2.8 79.3	3.4 125.5
2019.1.	인상 (평균2.37%) 환산지수 (Unit Price)	2.1 74.9	2.7 83.4	2.1 84.8	3.0 84.8	3.1 85.0	2.8 81.5	3.7 130.1

※ 2008년 이후 요양기관 유형별 환산지수 계약 실시
(Since 2008, unit price was decided by contract for each type of provider)

제Ⅲ-1표

Table Ⅲ-1

연도별 보험

Benefits

구 분		1990	2000	2005	2008	2009
총 계 Total	건 수 Cases 금 액 Amount	143,875,743 1,941,631,809	410,054,045 9,041,796,423	807,672,976 18,365,867,984	1,128,549,688 26,379,762,835	1,210,523,505 29,969,705,166
현물급여 Benefits in kind	건 수 Cases 금 액 Amount	143,734,373 1,928,028,844	409,576,744 8,902,607,192	807,199,950 18,224,137,660	1,127,876,715 26,165,917,092	1,209,833,052 29,641,549,530
- 요양급여 Medical Benefits	건 수 Cases 금 액 Amount	141,479,384 1,903,196,909	404,418,143 8,789,328,534	800,080,432 17,988,570,493	1,116,962,832 25,599,914,275	1,197,824,728 28,916,433,592
(본인부담액상한제 사전지급) (Advance payments in the co-payment ceiling system)	건 수 Cases 금 액 Amount	- -	- -	(27,531) (29,964,431)	(192,125) (123,624,689)	(181,303) (100,946,332)
- 건강진단비 Physical check-ups costs	건 수 Cases 금 액 Amount	2,254,989 24,831,935	5,158,601 113,278,658	7,119,518 235,567,167	10,913,883 566,002,817	12,008,324 725,115,938
현금급여 Cash benefits	건 수 Cases 금 액 Amount	141,370 13,602,965	477,301 139,189,231	473,026 141,730,324	672,973 213,845,743	690,453 328,155,636
- 요양비 Medical care costs	건 수 Cases 금 액 Amount	6,274 2,740,925	37,523 26,431,308	16,515 17,536,450	38,489 17,681,673	57,923 21,276,452
- 장제비 Funeral allowances	건 수 Cases 금 액 Amount	133,713 10,534,230	191,723 46,463,320	196,790 49,197,450	15,378 3,844,500	440 110,000
- 본인부담액보상금 Compensation reimbursement	건 수 Cases 금 액 Amount	1,383 327,810	228,760 60,121,709	142,779 27,594,531	17,560 2,786,334	4,679 571,997
- 장애인보장구 Benefits for the appliances of the disabled	건 수 Cases 금 액 Amount	- -	19,295 6,172,894	48,957 21,669,161	89,155 44,046,494	77,106 34,286,658
(본인부담액상한제 사후환급) (Reimbursement in the co-payment ceiling system)	건 수 Cases 금 액 Amount	- -	- -	67,985 25,732,732	512,391 145,486,742	550,305 168,994,239
- 임신·출산 진료비 Prenatal care costs	금 액 Amount	-	-	-	-	102,916,289

주 : 1) 지급기준

2) 반올림 관계로 총계와 내용의 합이 다를 수 있음. 3) 가정산소는 2007년 신설, 가정산소와 분만비는 요양비에 포함

4) 본인부담상한제는 2004.7.1 신설, 사전지급은 요양급여비에 포함되며, 사후환급은 현금급여로 구분

5) 임신·출산 진료비는 2008.12.15 신설,(예탁금 형식으로 "건수" 불가)

급여 실적

by Year

(단위 : 건, 천원)

Unit : Case, KRW 1,000

2010	2011	2012	2013	2014	2015	2016	2017	2018
1,255,867,542	1,280,066,253	1,363,271,451	1,368,207,434	1,393,912,709	1,389,266,897	1,434,276,197	1,452,720,186	1,475,254,622
33,796,461,109	36,055,953,966	37,334,056,982	39,862,091,297	42,585,537,794	45,729,938,090	50,890,665,831	54,624,888,007	61,669,514,244
1,255,244,822	1,279,231,642	1,362,392,695	1,367,252,386	1,393,024,966	1,388,116,877	1,432,779,303	1,451,009,006	1,473,168,078
33,299,560,496	35,448,423,077	36,674,442,901	39,123,173,854	41,898,689,635	44,581,972,903	49,705,464,669	53,321,691,838	60,141,057,023
1,230,276,703	1,252,312,986	1,333,954,447	1,338,043,942	1,361,389,868	1,353,836,231	1,395,962,679	1,413,292,773	1,434,845,372
32,496,847,128	34,565,208,399	35,714,595,778	38,124,824,337	40,792,084,152	43,340,393,641	48,323,906,801	51,822,512,049	58,583,552,245
(163,138)	(236,743)	(311,420)	(408,717)	(354,425)	(390,722)	(464,520)	(526,472)	(562,357)
(85,003,560)	(115,788,104)	(147,807,057)	(187,699,372)	(158,245,621)	(182,212,657)	(221,611,959)	(254,027,564)	(283,404,683)
24,968,119	26,918,656	28,438,248	29,208,444	31,635,098	34,280,646	36,816,624	37,716,233	38,322,706
802,713,368	883,214,678	959,847,123	998,349,517	1,106,605,483	1,241,579,262	1,381,557,868	1,499,179,789	1,557,504,778
622,720	834,611	878,756	955,048	887,743	1,150,020	1,496,894	1,711,180	2,086,544
496,900,613	607,530,889	659,614,081	738,917,443	686,848,159	1,147,965,187	1,185,201,162	1,303,196,169	1,528,457,221
63,402	75,027	88,361	106,348	115,440	144,492	466,895	632,313	791,250
21,676,681	20,204,684	20,076,151	22,482,010	22,267,117	23,617,200	53,948,767	76,793,610	100,389,220
111	-	-	-	-	-	-	-	-
27,750	-	-	-	-	-	-	-	-
1,683	855	714	347	160	10	2	2	-
241,413	149,446	120,532	52,984	25,926	882	842	171	-
66,132	68,125	64,407	71,350	74,268	83,077	131,731	129,193	137,685
28,902,450	27,180,231	27,362,806	32,306,026	34,240,129	46,323,900	110,073,298	106,487,216	119,224,002
491,392	690,604	725,274	777,003	697,875	922,441	898,266	949,672	1,157,609
326,838,077	393,557,912	401,644,555	446,439,435	395,595,662	847,908,064	805,816,234	933,075,369	1,120,055,969
119,214,241	166,438,616	210,410,037	237,636,988	234,719,325	230,115,141	215,362,021	186,839,803	188,788,030

Note : 1) Based on the payment month

2) Rounding error can exist. 3) Home Oxygen has been introduced since 2007, The Medical care costs includes Home Oxygen, Maternity expenses

4) The co-payment ceiling system has been introduced since July 1, 2004. Advance payments in the co-payment system are included in cash benefits expenditure.

5) Prenatal care costs has been added in benefits owing to the creation of prenatal benefit program on December 15, 2008.

제Ⅲ-2표

Table Ⅲ-2

시·군·구별 급여형태별

Service Benefits by District

구 분 Division				진료실인원 Patients	내원일수 Visits	급여일수 Reimbursed Days	진료비 (천원) Medical Expense (1,000won)	급여비 (천원) Benefit (1,000won)
계 Total	합	계	Total	48,178,212	1,051,642,934	9,022,983,565	77,910,431,691	58,748,995,077
	소	계	S.T	48,128,786	1,050,494,672	1,549,439,445	61,364,076,319	46,767,184,741
	-입	원	I.P	7,351,564	146,084,399	219,034,314	28,860,601,149	23,605,598,093
	-외	래	O.P	47,935,786	904,410,273	1,330,405,131	32,503,475,170	23,161,586,648
서 울 Seoul	약	국	P	45,671,938	514,582,965	7,473,544,120	16,546,355,371	11,981,810,337
	합	계	Total	9,001,088	183,756,508	1,655,672,359	13,672,272,756	10,254,826,018
	소	계	S.T	8,993,740	183,735,606	260,611,993	10,733,764,289	8,132,219,599
	-입	원	I.P	1,124,758	17,919,783	29,539,295	4,509,718,816	3,738,496,743
종 로 구 Jongno-qu	-외	래	O.P	8,968,192	165,815,823	231,072,698	6,224,045,474	4,393,722,856
	약	국	P	8,484,521	89,480,446	1,395,060,366	2,938,508,467	2,122,606,419
	합	계	Total	140,709	2,777,354	26,680,890	223,513,826	167,123,251
	소	계	S-Total	140,591	2,777,117	4,010,818	176,389,739	133,056,432
중 구 Jung-qu	-입	원	I.P	16,686	307,493	492,659	79,170,681	65,716,427
	-외	래	O.P	140,147	2,469,624	3,518,159	97,219,058	67,340,005
	약	국	P	130,880	1,274,361	22,670,072	47,124,086	34,066,819
	합	계	Total	121,815	2,517,651	23,409,717	200,480,559	150,547,466
용 산 구 Yongsan-qu	소	계	S-Total	121,719	2,517,419	3,635,041	159,133,162	120,719,541
	-입	원	I.P	16,431	279,782	450,195	70,724,316	58,737,821
	-외	래	O.P	121,283	2,237,637	3,184,846	88,408,846	61,981,721
	약	국	P	114,237	1,170,477	19,774,676	41,347,398	29,827,924
성 동 구 Seongdong-qu	합	계	Total	205,547	4,071,398	38,365,920	324,269,575	242,961,994
	소	계	S-Total	205,371	4,070,969	5,876,689	257,073,449	194,529,677
	-입	원	I.P	26,180	440,882	714,341	113,158,226	93,914,160
	-외	래	O.P	204,689	3,630,087	5,162,348	143,915,223	100,615,517
광 진 구 Gwanjin-qu	약	국	P	191,710	1,879,793	32,489,231	67,196,126	48,432,317
	합	계	Total	284,911	5,942,510	52,789,190	446,422,570	333,928,182
	소	계	S-Total	284,641	5,941,859	8,375,845	352,064,985	265,813,676
	-입	원	I.P	39,055	578,170	946,463	151,047,947	125,257,857
성 북 구 Seongbuk-qu	-외	래	O.P	283,746	5,363,689	7,429,382	201,017,038	140,555,818
	약	국	P	268,753	2,905,182	44,413,345	94,357,585	68,114,506
	합	계	Total	329,753	6,579,617	57,434,637	484,500,245	361,380,586
	소	계	S-Total	329,548	6,578,744	9,099,999	381,628,628	287,100,167
동 대 문 구 Dongdaemun-qu	-입	원	I.P	39,015	582,899	965,909	154,975,049	128,416,191
	-외	래	O.P	328,705	5,995,845	8,134,090	226,653,579	158,683,976
	약	국	P	311,123	3,277,611	48,334,638	102,871,617	74,280,419
	합	계	Total	315,140	6,684,234	62,905,734	515,000,777	385,580,826
중 랑 구 Jungnang-qu	소	계	S-Total	314,839	6,683,400	9,986,993	403,541,115	305,342,286
	-입	원	I.P	43,313	704,205	1,160,626	180,273,718	149,016,768
	-외	래	O.P	313,888	5,979,195	8,826,367	223,267,397	156,325,518
	약	국	P	297,399	3,255,249	52,918,741	111,459,662	80,238,540
성 북 구 Seongbuk-qu	합	계	Total	364,439	8,041,440	73,014,836	604,916,547	457,010,692
	소	계	S-Total	364,129	8,040,408	11,497,400	474,081,959	362,609,019
	-입	원	I.P	52,735	820,624	1,386,647	210,659,381	175,236,232
	-외	래	O.P	363,195	7,219,784	10,110,753	263,422,578	187,372,787
강 북 구 Gangbuk-qu	약	국	P	346,700	4,041,949	61,517,436	130,834,588	94,401,674
	합	계	Total	395,755	8,240,893	76,476,979	616,688,427	461,604,018
	소	계	S-Total	395,476	8,240,111	11,596,292	478,992,865	362,155,023
	-입	원	I.P	51,079	809,310	1,346,780	205,340,039	169,524,116
도 봉 구 Dobong-qu	-외	래	O.P	394,417	7,430,801	10,249,512	273,652,826	192,630,907
	약	국	P	374,345	4,072,886	64,880,687	137,695,562	99,448,995
	합	계	Total	283,507	6,396,761	59,824,832	479,134,388	362,424,818
	소	계	S-Total	283,193	6,396,211	8,963,652	371,523,999	284,525,343
성 북 구 Seongbuk-qu	-입	원	I.P	40,423	677,342	1,115,180	165,030,127	136,185,690
	-외	래	O.P	282,382	5,718,869	7,848,472	206,493,873	148,339,653
	약	국	P	269,255	3,151,084	50,861,180	107,610,389	77,899,475
	합	계	Total	308,129	6,585,516	63,102,153	495,171,979	374,458,732
도 봉 구 Dobong-qu	소	계	S-Total	307,871	6,584,704	9,512,349	381,378,318	292,073,618
	-입	원	I.P	40,455	657,854	1,068,344	165,381,458	137,229,434
	-외	래	O.P	307,004	5,926,850	8,444,005	215,996,860	154,844,184
	약	국	P	292,864	3,280,271	53,589,804	113,793,661	82,385,114

주: 1) 수진기준 2) 연도말 주민등록 주소지 기준

3) 반올림 관계로 합계와 내용의 합이 다를 수 있음

4) 약국의 처방조제 내원일수는 합계의 내원일수에서 제외함

요양급여실적(총계)

and Benefit Type (Total)

(단위 : 명, 일)

Unit : Person, Day

구 분 Division			진료실인원 Patients	내원일수 Visits	급여일수 Reimbursed Days	진료비 (천원) Medical Expense (1,000won)	급여비 (천원) Benefit (1,000won)
노 원 구 Nowon-gu	합 계	Total	488,556	9,969,925	90,951,376	726,395,369	547,659,775
	소 계	S-Total	488,116	9,968,902	14,417,060	562,161,518	428,691,338
	-입원	I.P	59,216	943,479	1,500,147	233,642,121	193,789,513
	-외래	O.P	486,939	9,025,423	12,916,913	328,519,397	234,901,825
	약 국	P	462,916	4,996,770	76,534,316	164,233,851	118,968,437
은 평 구 Eunpyeong-gu	합 계	Total	435,332	9,475,130	85,307,295	688,395,211	518,291,600
	소 계	S-Total	435,018	9,474,100	13,094,207	533,861,625	406,264,832
	-입원	I.P	51,466	911,575	1,481,449	218,765,933	180,971,987
	-외래	O.P	433,784	8,562,525	11,612,758	315,095,692	225,292,845
	약 국	P	412,707	4,660,838	72,213,088	154,533,586	112,026,769
서 대 문 구 Seodaemun-gu	합 계	Total	282,610	5,977,021	55,046,611	456,432,047	343,005,461
	소 계	S-Total	282,383	5,976,015	8,447,065	355,923,313	270,029,148
	-입원	I.P	32,910	620,204	994,689	149,472,787	123,909,283
	-외래	O.P	281,501	5,355,811	7,452,376	206,450,526	146,119,866
	약 국	P	266,597	2,891,872	46,599,546	100,508,733	72,976,313
마 포 구 Mapo-gu	합 계	Total	345,493	6,819,586	59,851,635	500,115,283	374,849,398
	소 계	S-Total	345,185	6,818,955	9,584,516	393,434,050	297,653,861
	-입원	I.P	37,393	622,512	1,011,556	157,330,219	130,814,493
	-외래	O.P	344,101	6,196,443	8,572,960	236,103,831	166,839,368
	약 국	P	324,805	3,328,154	50,267,119	106,681,234	77,195,537
양 천 구 Yangcheon-gu	합 계	Total	427,724	8,588,039	74,877,570	614,994,607	462,817,921
	소 계	S-Total	427,329	8,587,204	11,774,007	482,037,502	366,539,584
	-입원	I.P	49,612	802,486	1,327,719	201,749,542	167,366,209
	-외래	O.P	426,222	7,784,718	10,446,288	280,287,960	199,173,374
	약 국	P	404,161	4,246,943	63,103,563	132,957,104	96,278,338
강 서 구 Gangseo-gu	합 계	Total	543,397	11,148,431	95,277,351	816,273,167	616,916,863
	소 계	S-Total	542,995	11,147,238	15,245,110	644,865,574	492,548,938
	-입원	I.P	67,979	1,078,363	1,771,983	269,539,545	223,922,259
	-외래	O.P	541,385	10,068,875	13,473,127	375,326,029	268,626,679
	약 국	P	514,485	5,588,776	80,032,241	171,407,592	124,367,925
구 로 구 Guro-gu	합 계	Total	391,866	8,240,931	73,521,768	621,250,508	468,316,917
	소 계	S-Total	391,588	8,239,980	11,475,436	487,008,572	371,074,992
	-입원	I.P	54,037	841,394	1,411,781	214,611,603	178,410,393
	-외래	O.P	390,357	7,398,586	10,063,655	272,396,969	192,664,599
	약 국	P	371,482	4,165,938	62,046,332	134,241,935	97,241,925
금 천 구 Geumcheon-gu	합 계	Total	224,303	4,747,473	43,475,175	364,562,029	275,333,201
	소 계	S-Total	224,070	4,746,786	6,520,386	285,980,914	218,399,147
	-입원	I.P	34,314	506,101	864,025	127,904,232	105,787,591
	-외래	O.P	223,381	4,240,685	5,656,361	158,076,682	112,611,557
	약 국	P	212,516	2,394,996	36,954,789	78,581,115	56,934,053
영 등 포 구 Yeongdeungpo-gu	합 계	Total	362,049	7,328,977	66,020,877	571,822,307	429,684,753
	소 계	S-Total	361,716	7,328,159	10,229,092	452,301,022	343,473,438
	-입원	I.P	51,381	797,606	1,306,366	200,585,986	166,181,369
	-외래	O.P	360,447	6,530,553	8,922,726	251,715,037	177,292,069
	약 국	P	340,305	3,567,318	55,791,785	119,521,285	86,211,315
동 작 구 Dongjak-gu	합 계	Total	365,380	7,441,729	66,932,325	558,876,208	419,014,515
	소 계	S-Total	365,096	7,441,041	10,585,378	441,706,646	334,413,563
	-입원	I.P	46,603	721,957	1,195,395	187,148,212	155,985,889
	-외래	O.P	364,071	6,719,084	9,389,983	254,558,433	178,427,674
	약 국	P	343,631	3,510,975	56,346,947	117,169,562	84,600,952
관 약 구 Gwanak-gu	합 계	Total	458,767	9,180,708	80,787,200	677,929,534	509,894,634
	소 계	S-Total	458,382	9,179,481	13,064,170	536,223,066	407,782,477
	-입원	I.P	61,561	921,286	1,543,412	226,161,777	186,919,487
	-외래	O.P	457,087	8,258,195	11,520,758	310,061,289	220,862,990
	약 국	P	430,465	4,408,587	67,723,030	141,706,468	102,112,157
서 초 구 Seocho-gu	합 계	Total	405,028	7,496,456	67,594,767	552,842,920	407,656,007
	소 계	S-Total	404,671	7,495,719	10,818,765	438,446,212	325,391,478
	-입원	I.P	45,084	674,048	1,114,760	170,340,278	141,249,625
	-외래	O.P	403,519	6,821,671	9,704,005	268,105,933	184,141,853
	약 국	P	376,949	3,461,532	56,776,002	114,396,708	82,264,529

Note : 1) Based on the Treatment Month 2) Based on the resident place

3) Rounding error can exist

4) The visit days to drug store with prescription are excluded from the Total

제Ⅲ-2표

Table Ⅲ-2

시·군·구별 급여형태별

Service Benefits by District

구 분 Division			진료실인원 Patients	내원일수 Visits	급여일수 Reimbursed Days	진료비 (천원) Medical Expense (1,000won)	급여비 (천원) Benefit (1,000won)
강 남 구 Gangnam-gu	합 계	Total	508,924	9,167,580	83,260,627	672,928,403	494,686,921
	소 계	S-Total	508,461	9,166,749	13,282,626	533,373,766	394,344,490
	-입원	I.P	51,562	801,321	1,345,839	202,193,883	167,098,114
	-외래	O.P	507,130	8,365,428	11,936,787	331,179,883	227,246,376
	약국	P	472,410	4,199,115	69,978,001	139,554,636	100,342,431
송 파 구 Songpa-gu	합 계	Total	619,700	12,155,093	106,036,041	857,306,484	637,368,818
	소 계	S-Total	619,362	12,153,581	17,217,777	674,410,275	505,799,298
	-입원	I.P	66,699	1,047,346	1,725,159	258,343,902	214,044,417
	-외래	O.P	617,877	11,106,235	15,492,618	416,066,373	291,754,881
	약국	P	583,851	5,894,081	88,818,264	182,896,209	131,569,520
강 동 구 Gangdong-gu	합 계	Total	392,254	8,182,055	72,726,853	602,049,788	452,308,671
	소 계	S-Total	391,990	8,180,754	12,301,320	476,222,015	361,888,234
	-입원	I.P	49,569	771,544	1,297,871	196,167,855	162,811,419
	-외래	O.P	390,935	7,409,210	11,003,449	280,054,159	199,076,815
	약국	P	369,975	3,855,688	60,425,533	125,827,773	90,420,437
부 산 Busan	합 계	Total	3,128,336	77,637,042	635,931,476	5,825,865,903	4,402,226,994
	소 계	S-Total	3,125,781	77,619,642	114,977,503	4,658,976,181	3,557,810,065
	-입원	I.P	529,769	14,194,950	19,196,033	2,427,628,571	1,966,584,107
	-외래	O.P	3,104,034	63,424,692	95,781,470	2,231,347,611	1,591,225,958
	약국	P	2,963,960	35,163,918	520,953,973	1,166,889,722	844,416,929
중 구 Jung-gu	합 계	Total	37,224	1,027,122	8,760,580	81,064,647	61,116,207
	소 계	S-Total	37,194	1,027,019	1,543,121	65,513,127	49,943,543
	-입원	I.P	6,652	221,851	285,080	36,466,034	29,265,923
	-외래	O.P	36,836	805,168	1,258,041	29,047,093	20,677,620
	약국	P	35,061	429,772	7,217,459	15,551,520	11,172,664
서 구 Seo-gu	합 계	Total	97,317	2,764,924	22,627,254	213,636,844	161,333,811
	소 계	S-Total	97,229	2,764,632	3,946,298	171,344,436	130,789,282
	-입원	I.P	17,686	579,888	752,641	95,621,496	77,058,842
	-외래	O.P	96,271	2,184,744	3,193,657	75,722,940	53,730,440
	약국	P	92,080	1,174,218	18,680,956	42,292,408	30,544,529
동 구 Dong-gu	합 계	Total	75,058	2,169,719	18,472,562	169,253,060	128,018,394
	소 계	S-Total	74,991	2,169,527	3,233,703	135,421,403	103,559,111
	-입원	I.P	13,970	451,729	588,608	75,079,114	60,312,401
	-외래	O.P	74,293	1,717,798	2,645,095	60,342,289	43,246,711
	약국	P	70,949	927,849	15,238,859	33,831,658	24,459,283
영 도 구 Yeongdo-gu	합 계	Total	104,644	3,225,823	26,367,991	253,227,823	192,329,978
	소 계	S-Total	104,501	3,225,546	4,846,638	203,704,840	156,469,799
	-입원	I.P	20,946	692,014	916,302	115,697,264	93,157,694
	-외래	O.P	103,510	2,533,532	3,930,336	88,007,576	63,312,105
	약국	P	99,529	1,385,228	21,521,353	49,522,982	35,860,178
부 산 진 구 Busanjin-gu	합 계	Total	327,178	8,253,940	68,403,596	628,546,907	474,045,014
	소 계	S-Total	326,923	8,252,778	12,507,188	501,764,415	382,417,416
	-입원	I.P	56,403	1,495,971	2,025,724	262,548,191	212,654,055
	-외래	O.P	324,687	6,756,807	10,481,464	239,216,224	169,763,361
	약국	P	310,007	3,687,848	55,896,408	126,782,492	91,627,598
동 래 구 Dongnae-gu	합 계	Total	244,818	5,960,375	48,350,880	439,886,851	332,398,979
	소 계	S-Total	244,625	5,959,447	8,856,969	351,634,266	268,615,979
	-입원	I.P	38,751	1,029,972	1,395,145	176,762,724	143,134,419
	-외래	O.P	243,069	4,929,475	7,461,824	174,871,542	125,481,560
	약국	P	231,560	2,659,651	39,493,911	88,252,585	63,783,000
남 구 Nam-gu	합 계	Total	257,069	6,527,392	54,113,333	487,340,118	369,269,512
	소 계	S-Total	256,938	6,526,781	9,935,424	390,297,223	298,989,060
	-입원	I.P	42,289	1,121,255	1,520,298	200,044,187	162,897,340
	-외래	O.P	255,262	5,405,526	8,415,126	190,253,036	136,091,720
	약국	P	243,382	2,924,511	44,177,909	97,042,895	70,280,452
북 구 Buk-gu	합 계	Total	266,912	6,212,309	50,642,997	457,535,151	343,033,644
	소 계	S-Total	266,705	6,210,167	9,169,184	365,347,316	276,536,035
	-입원	I.P	42,546	1,059,079	1,479,680	185,733,805	149,871,760
	-외래	O.P	265,050	5,151,088	7,689,504	179,613,511	126,664,275
	약국	P	253,052	2,851,179	41,473,813	92,187,835	66,497,609

주 : 1) 수진기준 2) 연도말 주민등록 주소지 기준

3) 반올림 관계로 합계와 내용의 합이 다를 수 있음

4) 약국의 처방조제 내원일수는 합계의 내원일수에서 제외함

요양급여실적(총계) <계속> and Benefit Type (Total) <Cont'd>

(단위 : 명, 일)
Unit : Person, Day

구 분 Division			진료실인원 Patients	내원일수 Visits	급여일수 Reimbursed Days	진료비 (천원) Medical Expense (1,000won)	급여비 (천원) Benefit (1,000won)
해운대구 Haeundae-gu	합계	Total	374,376	8,770,786	72,688,979	648,729,226	490,489,274
	소계	S-Total	374,118	8,769,824	12,784,481	516,886,145	394,927,053
	-입원	I.P	56,448	1,501,086	2,019,106	258,359,701	210,083,166
	-외래	O.P	371,808	7,268,738	10,765,375	258,526,443	184,843,887
	약국	P	353,726	4,007,530	59,904,498	131,843,082	95,562,220
사하구 Saha-gu	합계	Total	297,346	7,323,848	59,737,971	550,948,459	416,116,924
	소계	S-Total	297,101	7,322,765	10,507,491	439,419,239	335,324,038
	-입원	I.P	54,295	1,427,045	1,953,851	235,589,761	190,736,591
	-외래	O.P	295,007	5,895,720	8,553,640	203,829,478	144,587,447
	약국	P	282,988	3,479,706	49,230,480	111,529,220	80,792,886
금정구 Geumjeong-gu	합계	Total	220,987	5,560,911	45,202,250	408,785,593	309,127,647
	소계	S-Total	220,808	5,558,828	7,982,413	327,385,041	250,077,046
	-입원	I.P	34,840	1,059,844	1,403,539	170,571,272	137,353,786
	-외래	O.P	219,163	4,498,984	6,578,874	156,813,769	112,723,260
	약국	P	208,870	2,467,672	37,219,837	81,400,552	59,050,601
강서구 Gangseo-gu	합계	Total	120,058	2,644,523	19,504,645	191,397,809	144,734,423
	소계	S-Total	119,975	2,643,341	3,762,824	153,427,763	117,221,091
	-입원	I.P	23,701	439,339	640,088	78,232,701	64,165,762
	-외래	O.P	119,248	2,204,002	3,122,736	75,195,063	53,055,329
	약국	P	114,159	1,324,996	15,741,821	37,970,046	27,513,333
연제구 Yeonje-gu	합계	Total	189,754	4,704,785	38,568,254	351,973,554	265,742,017
	소계	S-Total	189,605	4,704,317	6,984,054	281,042,023	214,356,338
	-입원	I.P	32,092	859,209	1,151,960	145,485,911	117,654,088
	-외래	O.P	188,208	3,845,108	5,832,094	135,556,112	96,702,250
	약국	P	179,543	2,097,202	31,584,200	70,931,531	51,385,679
수영구 Suyeong-gu	합계	Total	160,319	4,004,062	33,903,434	309,062,003	234,202,781
	소계	S-Total	160,146	4,003,629	6,258,703	248,769,744	190,590,087
	-입원	I.P	27,485	736,718	989,477	128,909,789	104,602,261
	-외래	O.P	158,948	3,266,911	5,269,226	119,859,955	85,987,826
	약국	P	151,020	1,711,851	27,644,731	60,292,259	43,612,694
사상구 Sasang-gu	합계	Total	201,687	4,889,086	40,576,338	373,067,993	280,826,565
	소계	S-Total	201,487	4,887,426	7,304,086	298,062,647	226,750,519
	-입원	I.P	34,991	916,597	1,251,321	157,647,411	127,704,625
	-외래	O.P	200,094	3,970,829	6,052,765	140,415,237	99,045,894
	약국	P	191,583	2,276,554	33,272,252	75,005,345	54,076,046
기장군 Gijang-gun	합계	Total	153,589	3,597,437	28,010,412	261,409,867	199,441,826
	소계	S-Total	153,435	3,593,615	5,354,926	208,956,555	161,243,669
	-입원	I.P	26,674	603,353	823,213	104,879,211	85,931,393
	-외래	O.P	152,580	2,990,262	4,531,713	104,077,345	75,312,275
	약국	P	146,451	1,758,151	22,655,486	52,453,312	38,198,158
대구 Daegu	합계	Total	2,251,232	49,720,474	429,083,696	3,547,705,870	2,672,456,703
	소계	S.T	2,249,809	49,715,815	69,427,185	2,770,089,926	2,108,936,601
	-입원	I.P	307,310	6,334,299	9,140,566	1,204,463,226	986,198,004
	-외래	O.P	2,241,616	43,381,516	60,286,619	1,565,626,701	1,122,738,597
	약국	P	2,139,937	25,213,210	359,656,511	777,615,944	563,520,102
중구 Jung-gu	합계	Total	70,981	1,639,850	14,660,878	124,127,593	93,691,423
	소계	S-Total	70,908	1,639,719	2,318,507	97,704,441	74,509,713
	-입원	I.P	10,472	246,130	341,443	45,078,758	36,793,893
	-외래	O.P	70,550	1,393,589	1,977,064	52,625,683	37,715,820
	약국	P	67,026	789,733	12,342,371	26,423,152	19,181,710
동구 Dong-gu	합계	Total	319,204	7,535,480	66,396,159	541,806,860	409,805,563
	소계	S-Total	318,970	7,534,535	10,811,658	418,124,119	319,986,900
	-입원	I.P	47,452	963,773	1,383,975	182,238,051	148,744,606
	-외래	O.P	317,695	6,570,762	9,427,683	235,886,068	171,242,294
	약국	P	304,274	3,865,411	55,584,501	123,682,741	89,818,664
서구 Seo-gu	합계	Total	164,313	4,114,375	37,082,940	301,749,842	228,433,461
	소계	S-Total	164,175	4,114,061	5,686,205	234,887,725	179,968,320
	-입원	I.P	24,311	590,211	833,442	109,234,247	89,293,528
	-외래	O.P	163,503	3,523,850	4,852,763	125,653,478	90,674,793
	약국	P	156,479	2,013,337	31,396,735	66,862,117	48,465,141

Note : 1) Based on the Treatment Month 2) Based on the resident place
3) Rounding error can exist
4) The visit days to drug store with prescription are excluded from the Total

제Ⅲ-2표

Table Ⅲ-2

시·군·구별 급여형태별

Service Benefits by District

구 분 Division					진료실인원 Patients	내원일수 Visits	급여일수 Reimbursed Days	진료비 (천원) Medical Expense (1,000won)	급여비 (천원) Benefit (1,000won)
남	구	합계	Total		131,039	3,226,334	29,705,121	244,330,787	184,971,661
	Nam-gu	소계	S-Total		130,919	3,226,124	4,669,824	191,420,244	146,428,587
		-입원	I.P		19,056	498,703	685,763	90,760,857	74,049,506
		-외래	O.P		130,281	2,727,421	3,984,061	100,659,387	72,379,081
		약국	P		124,007	1,544,662	25,035,297	52,910,543	38,543,074
북	구	합계	Total		405,505	8,694,798	73,677,019	615,718,919	464,254,285
	Buk-gu	소계	S-Total		405,306	8,693,982	12,069,769	482,640,872	367,672,091
		-입원	I.P		55,819	1,055,396	1,553,818	207,515,349	170,527,934
		-외래	O.P		403,942	7,638,586	10,515,951	275,125,523	197,144,157
		약국	P		385,823	4,442,863	61,607,250	133,078,047	96,582,194
수성	구	합계	Total		396,616	8,356,095	72,190,823	585,242,880	438,226,720
	Suseong-gu	소계	S-Total		396,393	8,355,505	11,621,531	458,262,081	346,291,886
		-입원	I.P		47,306	1,010,943	1,454,419	189,871,850	154,387,990
		-외래	O.P		395,059	7,344,562	10,167,112	268,390,231	191,903,896
		약국	P		375,527	4,133,302	60,569,292	126,980,799	91,934,834
달서	구	합계	Total		526,913	11,028,645	94,552,080	782,446,278	586,733,905
	Dalseo-gu	소계	S-Total		526,596	11,027,855	15,152,775	460,231,282	462,284,644
		-입원	I.P		67,165	1,333,960	1,954,406	258,405,299	212,018,442
		-외래	O.P		524,941	9,693,895	13,198,369	351,825,984	250,266,203
		약국	P		500,913	5,705,428	79,399,305	172,214,996	124,449,261
달성	군	합계	Total		236,661	5,124,897	40,818,676	352,282,710	266,339,683
	Dalseong-gun	소계	S-Total		236,542	5,124,034	7,096,916	276,819,162	211,794,460
		-입원	I.P		35,729	635,183	933,300	121,358,815	100,382,106
		-외래	O.P		235,645	4,488,851	6,163,616	155,460,347	111,412,354
		약국	P		225,888	2,718,474	33,721,760	75,463,548	54,545,224
인천	천	합계	Total		2,730,032	56,469,195	483,792,839	4,246,849,948	3,197,613,642
	Incheon	소계	S-T		2,728,121	56,451,007	80,842,323	3,343,469,777	2,544,265,961
		-입원	I.P		410,264	6,720,250	10,638,777	1,563,953,087	1,286,904,322
		-외래	O.P		2,719,052	49,730,757	70,203,546	1,779,516,690	1,257,361,639
		약국	P		2,593,839	28,612,956	402,950,516	903,380,171	653,347,681
중	구	합계	Total		113,150	2,234,519	19,862,640	175,793,457	132,576,727
	Jung-gu	소계	S-Total		113,065	2,234,057	3,132,515	137,542,816	104,941,118
		-입원	I.P		16,924	291,168	451,414	68,398,305	56,278,488
		-외래	O.P		112,657	1,942,889	2,681,101	69,144,511	48,662,629
		약국	P		107,173	1,120,264	16,730,125	38,250,642	27,635,610
동	구	합계	Total		60,128	1,542,922	13,570,794	120,031,208	91,024,485
	Dong-gu	소계	S-Total		60,100	1,542,753	2,157,626	94,674,456	72,725,318
		-입원	I.P		10,933	214,437	322,862	49,568,292	40,651,887
		-외래	O.P		59,861	1,328,316	1,834,764	45,106,164	32,073,431
		약국	P		57,487	755,541	11,413,168	25,356,752	18,299,167
미추홀	구	합계	Total		378,520	8,303,648	73,115,674	649,170,829	490,721,198
	Michuhol -gu	소계	S-Total		378,224	8,302,059	11,534,726	509,881,864	389,998,179
		-입원	I.P		60,629	1,083,936	1,682,105	248,987,228	204,157,191
		-외래	O.P		376,819	7,218,123	9,852,621	260,894,635	185,840,988
		약국	P		360,270	4,207,002	61,580,948	139,288,966	100,723,019
연수	구	합계	Total		322,437	6,027,828	49,332,344	433,495,618	324,372,237
	Yeonsu-gu	소계	S-Total		322,280	6,027,025	8,352,866	342,744,407	258,646,214
		-입원	I.P		43,052	618,829	988,947	149,110,102	122,966,105
		-외래	O.P		321,364	5,408,196	7,363,919	193,634,305	135,680,109
		약국	P		305,198	3,067,009	40,979,478	90,751,211	65,726,023
남동	구	합계	Total		500,198	10,449,132	87,013,178	764,238,182	575,027,114
	Namdong-gu	소계	S-Total		499,887	10,447,602	14,291,042	598,352,271	454,925,701
		-입원	I.P		69,726	1,155,150	1,802,933	268,341,951	221,232,048
		-외래	O.P		498,304	9,292,452	12,488,109	330,010,320	233,693,654
		약국	P		476,708	5,409,555	72,722,136	165,885,912	120,101,412
부평	구	합계	Total		479,869	10,054,595	86,605,092	752,717,576	565,104,798
	Bupyeong-gu	소계	S-Total		479,498	10,053,154	14,110,651	590,248,305	447,451,015
		-입원	I.P		68,544	1,184,215	1,843,007	269,705,944	222,441,831
		-외래	O.P		477,920	8,868,939	12,267,644	320,542,361	225,009,184
		약국	P		455,631	5,051,192	72,494,441	162,469,271	117,653,783

주 : 1) 수진기준 2) 연도말 주민등록 주소지 기준

3) 반올림 관계로 합계와 내용의 합이 다를 수 있음

4) 약국의 처방조제 내원일수는 합계의 내원일수에서 제외함

요양급여실적(총계) <계속> and Benefit Type (Total) <Cont'd>

(단위 : 명, 일)
Unit : Person, Day

구 분 Division			진료실인원 Patients	내원일수 Visits	급여일수 Reimbursed Days	진료비 (천원) Medical Expense (1,000won)	급여비 (천원) Benefit (1,000won)
계 양 구 Gyeyang-gu	합 계	Total	287,470	6,113,866	50,805,248	454,667,447	342,840,146
	소 계	S-Total	287,279	6,112,948	8,390,796	360,943,872	275,094,815
	-입원	I.P	42,137	743,191	1,168,988	171,836,614	141,516,585
	-외래	O.P	286,308	5,369,757	7,221,808	189,107,257	133,578,230
	약 국	P	273,539	3,000,027	42,414,452	93,723,575	67,745,330
서 Seo-gu	합 계	Total	506,076	9,799,012	82,006,005	725,258,081	546,226,042
	소 계	S-Total	505,780	9,797,598	13,670,326	573,988,824	437,111,146
	-입원	I.P	83,477	1,124,827	1,889,233	267,108,948	219,943,258
	-외래	O.P	504,182	8,672,771	11,781,093	306,879,875	217,167,888
	약 국	P	481,813	5,141,404	68,335,679	151,269,257	109,114,896
강 화 군 Ganghwa-gun	합 계	Total	62,699	1,540,059	16,912,932	135,039,672	102,342,705
	소 계	S-Total	62,566	1,535,005	3,670,545	105,515,247	80,932,117
	-입원	I.P	11,456	233,437	374,372	54,250,754	44,155,560
	-외래	O.P	62,266	1,301,568	3,296,173	51,264,494	36,776,557
	약 국	P	59,007	713,958	13,242,387	29,524,425	21,410,588
웅 진 군 Ongjin-gun	합 계	Total	19,485	403,614	4,568,932	36,437,877	27,378,190
	소 계	S-Total	19,442	398,806	1,531,230	29,577,716	22,440,339
	-입원	I.P	3,386	71,060	114,916	16,644,949	13,561,369
	-외래	O.P	19,371	327,746	1,416,314	12,932,767	8,878,970
	약 국	P	17,013	147,004	3,037,702	6,860,161	4,937,852
광 Gwangju	합 계	Total	1,333,167	30,163,853	221,216,111	2,258,297,296	1,695,999,826
	소 계	S.T	1,332,127	30,159,086	41,908,317	1,832,113,194	1,387,425,410
	-입원	I.P	269,030	6,774,057	9,244,240	972,740,124	779,618,465
	-외래	O.P	1,325,422	23,385,029	32,664,077	859,373,070	607,806,945
	약 국	P	1,256,567	13,457,340	179,307,794	426,184,102	308,574,416
동 Dong-gu	합 계	Total	83,003	2,191,632	17,718,778	171,586,186	129,865,123
	소 계	S-Total	82,927	2,191,477	3,115,544	137,548,095	105,104,254
	-입원	I.P	16,897	510,582	680,518	74,283,379	59,608,636
	-외래	O.P	82,377	1,680,895	2,435,026	63,264,716	45,495,618
	약 국	P	77,840	939,167	14,603,234	34,038,091	24,760,869
서 Seo-gu	합 계	Total	277,020	6,149,266	45,434,320	462,132,653	345,735,398
	소 계	S-Total	276,787	6,148,866	8,586,622	375,135,109	282,800,239
	-입원	I.P	55,103	1,375,208	1,876,306	197,234,206	157,679,254
	-외래	O.P	275,406	4,773,658	6,710,316	177,900,904	125,120,986
	약 국	P	260,830	2,726,322	36,847,698	86,997,544	62,935,159
남 Nam-gu	합 계	Total	197,040	4,686,591	36,762,349	361,267,006	271,581,519
	소 계	S-Total	196,910	4,686,255	6,683,548	291,574,759	221,081,201
	-입원	I.P	39,122	1,100,263	1,467,837	156,314,451	125,050,326
	-외래	O.P	195,767	3,585,992	5,215,711	135,260,307	96,030,875
	약 국	P	185,428	2,034,862	30,078,801	69,692,248	50,500,318
북 Buk-gu	합 계	Total	398,713	9,206,760	67,793,512	692,637,201	521,080,310
	소 계	S-Total	398,421	9,205,694	12,776,508	563,211,877	427,279,482
	-입원	I.P	80,726	2,071,002	2,827,757	299,539,225	240,059,300
	-외래	O.P	396,462	7,134,692	9,948,751	263,672,652	187,220,182
	약 국	P	375,919	4,056,795	55,017,004	129,425,325	93,800,828
광 산 구 Gwangsan-gu	합 계	Total	377,391	7,929,604	53,507,152	570,674,249	427,737,476
	소 계	S-Total	377,082	7,926,794	10,746,095	464,643,354	351,160,233
	-입원	I.P	77,182	1,717,002	2,391,822	245,368,864	197,220,949
	-외래	O.P	375,410	6,209,792	8,354,273	219,274,491	153,939,284
	약 국	P	356,550	3,700,194	42,761,057	106,030,894	76,577,243
대 Daejeon	합 계	Total	1,377,136	30,619,835	253,673,778	2,134,308,709	1,611,908,369
	소 계	S.T	1,376,269	30,613,491	44,147,358	1,670,325,399	1,274,587,443
	-입원	I.P	186,537	3,672,329	5,300,223	735,287,081	602,146,243
	-외래	O.P	1,371,333	26,941,162	38,847,135	935,038,317	672,441,200
	약 국	P	1,310,600	15,616,711	209,526,420	463,983,311	337,320,926
동 Dong-gu	합 계	Total	206,558	5,080,721	43,881,755	364,974,140	276,803,765
	소 계	S-Total	206,428	5,079,937	7,493,145	285,206,161	218,854,110
	-입원	I.P	30,028	682,891	961,034	133,348,701	108,986,918
	-외래	O.P	205,547	4,397,046	6,532,111	151,857,460	109,867,192
	약 국	P	197,079	2,617,400	36,388,610	79,767,979	57,949,655

Note : 1) Based on the Treatment Month 2) Based on the resident place
3) Rounding error can exist
4) The visit days to drug store with prescription are excluded from the Total

제Ⅲ-2표

Table Ⅲ-2

시·군·구별 급여형태별

Service Benefits by District

구 분 Division					진료실인원 Patients	내원일수 Visits	급여일수 Reimbursed Days	진료비 (천원) Medical Expense (1,000won)	급여비 (천원) Benefit (1,000won)
충청 Jung-gu	구	합계	Total		222,626	5,377,829	47,220,801	392,738,393	298,532,301
		-입원	S-Total		222,478	5,377,090	7,877,914	307,540,750	236,492,634
		-외래	I.P		31,929	698,600	995,929	140,912,307	115,335,725
		약국	O.P		221,516	4,678,490	6,881,985	166,628,443	121,156,909
			P		212,202	2,647,568	39,342,887	85,197,643	62,039,667
서산 Seo-gu	구	합계	Total		449,269	9,652,066	78,777,329	662,357,501	498,534,688
		-입원	S-Total		449,003	9,649,836	13,652,616	518,487,500	394,075,586
		-외래	I.P		59,971	1,104,952	1,604,895	222,655,939	182,335,679
		약국	O.P		447,488	8,544,884	12,047,721	295,831,561	211,739,907
			P		427,241	4,882,171	65,124,713	143,870,001	104,459,102
유성 Yuseong-gu	구	합계	Total		331,505	6,656,002	50,857,808	440,550,446	331,337,457
		-입원	S-Total		331,324	6,654,429	9,394,853	346,798,951	263,020,296
		-외래	I.P		41,167	705,479	1,032,402	143,118,664	117,877,802
		약국	O.P		330,334	5,948,950	8,362,451	203,680,287	145,142,494
			P		313,987	3,424,303	41,462,955	93,751,495	68,317,161
대덕 Daedeok-gu	구	합계	Total		167,178	3,853,217	32,936,085	273,688,230	206,700,158
		-입원	S-Total		167,036	3,852,199	5,728,830	212,292,037	162,144,817
		-외래	I.P		23,442	480,407	705,963	95,251,470	77,610,119
		약국	O.P		166,448	3,371,792	5,022,867	117,040,567	84,534,698
			P		160,091	2,045,269	27,207,255	61,396,193	44,555,342
울산 Ulsan	산	합계	Total		1,091,844	23,292,442	179,860,850	1,632,708,904	1,232,200,208
		-입원	S.T		1,091,328	23,289,443	33,943,733	1,310,773,261	999,291,091
		-외래	I.P		175,841	3,566,017	5,087,030	632,798,954	514,795,669
		약국	O.P		1,085,993	19,723,426	28,856,703	677,974,307	484,495,422
			P		1,035,200	11,362,312	145,917,117	321,935,643	232,909,117
중구 Jung-gu	구	합계	Total		215,904	4,697,715	37,805,256	342,967,005	259,291,587
		-입원	S-Total		215,801	4,697,104	6,711,130	274,492,960	209,681,010
		-외래	I.P		36,026	744,199	1,067,190	134,718,485	109,649,396
		약국	O.P		214,738	3,952,905	5,643,940	139,774,475	100,031,614
			P		205,021	2,302,744	31,094,126	68,474,045	49,610,577
남구 Nam-gu	구	합계	Total		310,006	6,376,068	50,095,937	450,122,980	338,787,223
		-입원	S-Total		309,851	6,375,420	9,028,455	359,737,457	273,474,818
		-외래	I.P		45,654	915,251	1,304,229	167,473,294	136,139,013
		약국	O.P		308,504	5,460,169	7,724,226	192,264,163	137,335,805
			P		293,371	3,115,714	41,067,482	90,385,524	65,312,405
동구 Dong-gu	구	합계	Total		156,597	3,546,123	27,001,335	230,191,543	174,117,739
		-입원	S-Total		156,545	3,545,784	4,985,826	183,632,392	140,454,637
		-외래	I.P		23,373	498,998	699,761	85,048,320	69,309,526
		약국	O.P		155,775	3,046,786	4,286,065	98,584,072	71,145,111
			P		149,419	1,746,960	22,015,509	46,559,151	33,663,102
북구 Buk-gu	구	합계	Total		196,826	3,976,422	28,565,508	266,506,661	201,041,907
		-입원	S-Total		196,744	3,975,673	5,751,437	215,477,762	164,143,520
		-외래	I.P		33,428	579,725	852,369	103,879,797	84,882,101
		약국	O.P		195,834	3,395,948	4,899,068	111,597,965	79,261,420
			P		187,185	2,024,145	22,814,071	51,028,899	36,898,387
울주 Ulju-gun	군	합계	Total		212,511	4,696,114	36,392,814	342,920,715	258,961,753
		-입원	S-Total		212,387	4,695,462	7,466,885	277,432,691	211,537,106
		-외래	I.P		37,360	827,844	1,163,481	141,679,058	114,815,634
		약국	O.P		211,142	3,867,618	6,303,404	135,753,632	96,721,473
			P		200,204	2,172,749	28,925,929	65,488,024	47,424,646
세종 Sejong	종	합계	Total		300,369	6,188,742	46,433,351	416,453,038	315,623,242
		-입원	S.T		299,920	6,162,746	8,783,071	327,796,278	250,941,528
		-외래	I.P		38,993	675,987	996,057	139,074,346	115,207,349
		약국	O.P		298,870	5,486,759	7,787,014	188,721,932	135,734,179
			P		286,192	3,344,735	37,650,280	88,656,760	64,681,714
경기도 Gyeonggi	기	합계	Total		12,355,290	242,966,070	2,143,472,495	17,786,585,795	13,380,102,252
		-입원	S.T		12,341,984	242,655,522	350,333,931	13,878,963,498	10,553,942,853
		-외래	I.P		1,690,572	26,024,623	42,242,723	6,008,571,313	4,962,984,088
		약국	O.P		12,306,132	216,630,899	308,091,208	7,870,392,185	5,590,958,764
			P		11,727,930	125,771,675	1,793,138,564	3,907,622,296	2,826,159,399

주 : 1) 수진기준 2) 연도말 주민등록 주소지 기준

3) 반올림 관계로 합계와 내용의 합이 다를 수 있음

4) 약국의 처방조제 내원일수는 합계의 내원일수에서 제외함

요양급여실적(총계) <계속> and Benefit Type (Total) <Cont'd>

(단위 : 명, 일)
Unit : Person, Day

구 분 Division			진료실인원 Patients	내원일수 Visits	급여일수 Reimbursed Days	진료비 (천원) Medical Expense (1,000won)	급여비 (천원) Benefit (1,000won)
수 원 시 장 안 구 Jangan-gu	합 계	Total	267,892	5,283,149	45,425,853	377,681,229	284,081,039
	소 계	S-Total	267,755	5,281,429	7,489,958	295,119,467	224,360,368
	-입원	I.P	32,474	539,852	846,046	123,997,576	102,009,014
	-외래	O.P	267,031	4,741,577	6,643,912	171,121,891	122,351,354
	약 국	P	253,737	2,689,066	37,935,895	82,561,762	59,720,671
수 원 시 권 선 구 Gwonseon-gu	합 계	Total	357,657	6,960,182	58,426,885	488,207,913	367,181,098
	소 계	S-Total	357,406	6,956,957	9,865,728	380,995,177	289,571,107
	-입원	I.P	47,516	683,226	1,104,297	156,344,909	129,011,149
	-외래	O.P	356,426	6,273,731	8,761,431	224,650,268	160,559,957
	약 국	P	340,168	3,730,798	48,561,157	107,212,736	77,609,991
수 원 시 팔 달 구 Paldal-gu	합 계	Total	172,129	3,478,874	30,699,244	260,929,494	196,564,982
	소 계	S-Total	172,014	3,477,446	5,090,855	205,338,885	156,323,611
	-입원	I.P	23,321	403,365	623,847	89,829,172	73,844,770
	-외래	O.P	171,452	3,074,081	4,467,008	115,509,713	82,478,841
	약 국	P	162,340	1,704,653	25,608,389	55,590,609	40,241,371
수 원 시 영 통 구 Yongtong-gu	합 계	Total	340,841	6,010,711	47,653,911	399,050,847	297,492,472
	소 계	S-Total	340,654	6,009,359	8,889,414	315,889,213	237,012,668
	-입원	I.P	39,945	510,708	844,808	120,352,018	99,840,533
	-외래	O.P	339,856	5,498,651	8,044,606	195,037,196	137,172,135
	약 국	P	322,273	3,108,561	38,764,497	83,661,634	60,479,804
성 남 시 수 정 구 Sujeong-gu	합 계	Total	217,714	4,709,015	41,598,257	342,454,800	258,179,196
	소 계	S-Total	217,537	4,707,901	6,729,103	268,686,941	204,815,675
	-입원	I.P	30,996	481,458	786,238	115,012,861	94,974,509
	-외래	O.P	216,922	4,226,443	5,942,865	153,674,080	109,841,166
	약 국	P	206,306	2,325,579	34,869,154	73,767,859	53,363,521
성 남 시 중 원 구 Jungwon-gu	합 계	Total	207,018	4,551,083	40,417,515	328,710,790	247,862,236
	소 계	S-Total	206,863	4,549,775	6,492,456	257,620,011	196,606,889
	-입원	I.P	29,517	489,484	780,073	110,797,191	91,030,346
	-외래	O.P	206,265	4,060,291	5,712,383	146,822,821	105,576,543
	약 국	P	196,848	2,262,013	33,925,059	71,090,779	51,255,347
성 남 시 분 당 구 Bundang-gu	합 계	Total	464,664	8,427,717	78,184,862	607,565,005	450,269,863
	소 계	S-Total	464,302	8,426,516	12,434,767	475,660,313	355,088,981
	-입원	I.P	50,468	748,655	1,210,043	181,020,695	149,829,789
	-외래	O.P	462,956	7,677,861	11,224,724	294,639,618	205,259,192
	약 국	P	435,084	3,959,094	65,750,095	131,904,692	95,180,881
의 정 부 시 Uijeongbu-si	합 계	Total	408,826	8,327,131	76,566,097	609,493,747	460,343,463
	소 계	S-Total	408,475	8,324,425	12,184,397	469,349,310	358,936,026
	-입원	I.P	54,362	829,048	1,349,764	198,850,972	164,223,545
	-외래	O.P	407,547	7,495,377	10,834,633	270,498,338	194,712,481
	약 국	P	390,693	4,416,242	64,381,700	140,144,437	101,407,437
안 양 시 만 안 구 Manan-gu	합 계	Total	234,190	4,825,700	43,310,755	364,224,000	274,831,714
	소 계	S-Total	233,941	4,824,773	6,924,133	284,943,813	217,381,845
	-입원	I.P	35,880	509,309	852,230	123,774,630	102,642,631
	-외래	O.P	233,217	4,315,464	6,071,903	161,169,184	114,739,214
	약 국	P	221,982	2,432,685	36,386,622	79,280,187	57,449,869
안 양 시 동 안 구 Dongan-gu	합 계	Total	305,509	5,839,219	50,654,606	417,528,253	312,296,644
	소 계	S-Total	305,289	5,838,246	8,128,259	327,948,665	247,601,016
	-입원	I.P	40,338	537,574	913,388	134,784,136	112,031,403
	-외래	O.P	304,402	5,300,672	7,214,871	193,164,529	135,569,613
	약 국	P	289,017	2,961,166	42,526,347	89,579,588	64,695,628
부 천 시 Bucheon-si	합 계	Total	793,464	16,349,756	142,166,745	1,206,044,331	906,748,497
	소 계	S-Total	792,960	16,347,558	22,749,110	946,204,577	718,510,257
	-입원	I.P	115,886	1,908,010	3,055,802	426,924,148	351,122,750
	-외래	O.P	790,289	14,439,548	19,693,308	519,280,429	367,387,507
	약 국	P	754,506	8,324,274	119,417,635	259,839,753	188,238,241
광 명 시 Gwangmyeong-si	합 계	Total	306,937	6,339,559	53,958,013	458,513,057	345,548,490
	소 계	S-Total	306,569	6,338,750	8,760,691	358,795,239	273,471,322
	-입원	I.P	41,883	647,797	1,057,332	155,656,644	129,395,253
	-외래	O.P	305,659	5,690,953	7,703,359	203,138,595	144,076,070
	약 국	P	292,029	3,337,456	45,197,322	99,717,818	72,077,168

Note : 1) Based on the Treatment Month 2) Based on the resident place
3) Rounding error can exist
4) The visit days to drug store with prescription are excluded from the Total

제Ⅲ-2표

Table Ⅲ-2

시·군·구별 급여형태별

Service Benefits by District

구 분 Division			진료실인원 Patients	내원일수 Visits	급여일수 Reimbursed Days	진료비 (천원) Medical Expense (1,000won)	급여비 (천원) Benefit (1,000won)
평택시 Pyeongtaek-si	합계	Total	470,648	9,252,992	80,863,891	684,587,913	515,863,308
	소계	S-Total	470,143	9,244,175	13,376,969	535,508,308	408,083,884
	-입원	I.P	72,946	1,050,793	1,694,365	239,751,278	197,621,906
	-외래	O.P	468,725	8,193,382	11,682,604	295,757,030	210,461,978
	약국	P	447,513	5,053,367	67,486,922	149,079,606	107,779,424
동두천시 Dongducheon-si	합계	Total	86,316	1,894,139	17,811,166	146,593,026	111,178,825
	소계	S-Total	86,193	1,891,318	2,727,410	112,035,672	86,070,901
	-입원	I.P	13,036	259,962	389,061	52,374,920	42,939,186
	-외래	O.P	85,890	1,631,356	2,338,349	59,660,752	43,131,715
	약국	P	82,466	1,003,818	15,083,756	34,557,354	25,107,924
안산시상록구 Sangnok-gu	합계	Total	329,384	6,293,105	53,486,095	464,141,954	349,789,087
	소계	S-Total	329,135	6,290,869	8,660,606	364,846,396	277,869,612
	-입원	I.P	51,036	834,625	1,344,538	172,858,919	141,915,529
	-외래	O.P	328,143	5,456,244	7,316,068	191,987,476	135,954,083
	약국	P	312,817	3,255,058	44,825,489	99,295,559	71,919,474
안산시단원구 Danwon-gu	합계	Total	308,929	5,857,112	48,013,253	431,372,383	322,937,280
	소계	S-Total	308,697	5,854,933	7,876,011	340,157,697	257,158,324
	-입원	I.P	47,035	788,185	1,230,956	160,703,012	131,454,331
	-외래	O.P	307,633	5,066,748	6,645,055	179,454,685	125,703,993
	약국	P	292,916	3,016,855	40,137,242	91,214,685	65,778,955
고양시덕양구 Deogyang-gu	합계	Total	415,797	8,486,915	77,628,790	636,082,425	480,912,239
	소계	S-Total	415,439	8,485,444	11,637,374	494,608,884	378,398,859
	-입원	I.P	53,614	874,383	1,416,050	214,245,382	177,969,920
	-외래	O.P	414,200	7,611,061	10,221,324	280,363,503	200,428,939
	약국	P	394,987	4,299,993	65,991,416	141,473,541	102,513,380
고양시일산동구 Ilsandong-gu	합계	Total	275,227	5,095,437	47,378,664	387,128,342	291,148,082
	소계	S-Total	275,039	5,094,916	7,312,924	303,762,272	230,937,095
	-입원	I.P	33,831	562,394	901,908	131,664,128	108,862,631
	-외래	O.P	274,221	4,532,522	6,411,016	172,098,144	122,074,464
	약국	P	259,149	2,461,137	40,065,740	83,366,070	60,210,987
고양시일산서구 Ilsanseo-gu	합계	Total	277,153	5,394,739	48,408,387	386,502,566	290,507,163
	소계	S-Total	276,992	5,394,062	7,487,534	300,148,874	227,947,381
	-입원	I.P	32,923	549,172	872,069	124,636,806	102,881,827
	-외래	O.P	276,148	4,844,890	6,615,465	175,512,069	125,065,554
	약국	P	262,146	2,673,400	40,920,853	86,353,692	62,559,782
과천시 Gwacheon-si	합계	Total	53,739	1,060,684	9,016,586	75,048,641	55,948,401
	소계	S-Total	53,702	1,060,563	1,485,193	59,078,791	44,388,023
	-입원	I.P	6,098	100,566	159,500	24,011,532	19,818,525
	-외래	O.P	53,553	959,997	1,325,693	35,067,259	24,569,498
	약국	P	50,066	490,191	7,531,393	15,969,850	11,560,378
구리시 Guri-si	합계	Total	188,466	3,920,173	34,240,736	281,907,701	212,061,447
	소계	S-Total	188,296	3,919,540	5,630,111	217,975,242	165,881,197
	-입원	I.P	26,291	381,333	630,893	92,018,898	76,182,793
	-외래	O.P	187,858	3,538,207	4,999,218	125,956,344	89,698,404
	약국	P	179,440	2,020,208	28,610,625	63,932,459	46,180,250
남양주시 Namyangju-si	합계	Total	634,539	12,715,848	114,653,913	946,653,774	714,304,619
	소계	S-Total	633,874	12,713,676	18,447,013	731,814,498	558,843,126
	-입원	I.P	87,997	1,362,480	2,244,310	317,640,881	262,645,661
	-외래	O.P	632,272	11,351,196	16,202,703	414,173,618	296,197,464
	약국	P	604,693	6,646,757	96,206,900	214,839,276	155,461,494
오산시 Osan-si	합계	Total	211,463	3,942,163	31,735,991	279,356,412	211,017,081
	소계	S-Total	211,260	3,937,156	5,621,782	220,236,035	168,139,307
	-입원	I.P	32,075	417,838	713,305	98,811,652	81,974,945
	-외래	O.P	210,727	3,519,318	4,908,477	121,424,384	86,164,362
	약국	P	201,252	2,196,670	26,114,209	59,120,377	42,877,774
시흥시 Siheung-si	합계	Total	439,131	8,176,193	67,424,981	597,464,480	448,700,247
	소계	S-Total	438,688	8,174,157	11,049,733	467,987,372	355,140,091
	-입원	I.P	61,223	961,508	1,529,805	212,356,108	174,786,536
	-외래	O.P	437,300	7,212,649	9,519,928	255,631,264	180,353,555
	약국	P	418,122	4,434,720	56,375,248	129,477,108	93,560,157

주 : 1) 수진기준 2) 연도말 주민등록 주소지 기준

3) 반올림 관계로 합계와 내용의 합이 다를 수 있음

4) 약국의 처방조제 내원일수는 합계의 내원일수에서 제외함

요양급여실적(총계) <계속> and Benefit Type (Total) <Cont'd>

(단위 : 명, 일)
Unit : Person, Day

구 분 Division				진료실인원 Patients	내원일수 Visits	급여일수 Reimbursed Days	진료비 (천원) Medical Expense (1,000won)	급여비 (천원) Benefit (1,000won)
군 포 시 Gunpo-si	합 계	Total		261,251	5,201,453	44,803,723	371,118,076	278,612,361
	소 계	S-Total		261,087	5,200,412	7,376,258	290,160,220	220,119,708
	-입원	I.P		35,768	515,510	869,256	123,185,006	102,138,151
	-외래	O.P		260,276	4,684,902	6,507,002	166,975,214	117,981,556
	약국	P		247,618	2,666,925	37,427,465	80,957,856	58,492,654
의 왕 시 Uiwang-si	합 계	Total		144,536	2,919,752	26,098,616	210,870,489	158,022,480
	소 계	S-Total		144,445	2,919,212	4,067,827	164,791,117	124,684,642
	-입원	I.P		20,200	299,269	496,833	70,640,639	58,336,026
	-외래	O.P		143,994	2,619,943	3,570,994	94,150,478	66,348,617
	약국	P		137,103	1,501,411	22,030,789	46,079,372	33,337,838
하 남 시 Hanam-si	합 계	Total		239,741	5,113,324	42,844,990	353,670,997	264,407,191
	소 계	S-Total		239,616	5,112,247	7,377,579	276,302,137	208,728,059
	-입원	I.P		30,951	451,765	760,710	108,716,435	90,130,683
	-외래	O.P		239,031	4,660,482	6,616,869	167,585,702	118,597,376
	약국	P		228,217	2,625,787	35,467,411	77,368,860	55,679,132
용 인 시 처 인 구 cheoin-gu	합 계	Total		237,213	4,568,946	42,557,715	352,658,440	266,085,672
	소 계	S-Total		236,815	4,556,694	6,622,175	273,398,488	208,955,545
	-입원	I.P		34,022	536,841	883,351	124,196,025	102,449,137
	-외래	O.P		236,019	4,019,853	5,738,824	149,202,463	106,506,408
	약국	P		224,903	2,380,315	35,935,540	79,259,952	57,130,126
용 인 시 기 흥 구 Giheung-gu	합 계	Total		402,979	7,376,675	66,965,139	536,093,087	401,525,305
	소 계	S-Total		402,774	7,374,465	10,578,412	418,899,469	316,854,442
	-입원	I.P		48,666	704,764	1,162,080	170,024,736	140,957,963
	-외래	O.P		401,778	6,669,701	9,416,332	248,874,733	175,896,479
	약국	P		381,582	3,736,706	56,386,727	117,193,618	84,670,863
용 인 시 수 지 구 Suji-gu	합 계	Total		338,049	6,413,569	57,682,021	444,327,938	330,468,266
	소 계	S-Total		337,927	6,412,118	9,177,801	345,638,053	258,926,180
	-입원	I.P		34,351	528,190	865,576	129,907,742	107,539,820
	-외래	O.P		337,116	5,883,928	8,312,225	215,730,311	151,386,360
	약국	P		319,755	3,186,892	48,504,220	98,689,885	71,542,086
파 주 시 Paju-si	합 계	Total		424,689	8,457,318	74,553,705	629,766,192	477,720,188
	소 계	S-Total		424,184	8,443,181	11,639,526	490,822,339	376,962,032
	-입원	I.P		61,215	1,047,348	1,656,411	222,640,820	184,141,061
	-외래	O.P		422,644	7,395,833	9,983,115	268,181,518	192,820,971
	약국	P		403,299	4,363,837	62,914,179	138,943,852	100,758,156
이 천 시 Icheon-si	합 계	Total		203,525	4,112,125	36,564,782	297,391,001	224,072,932
	소 계	S-Total		202,125	4,022,397	7,034,534	230,911,592	176,254,168
	-입원	I.P		28,287	463,624	729,821	102,681,618	84,790,412
	-외래	O.P		201,504	3,558,773	6,304,713	128,229,974	91,463,756
	약국	P		194,266	2,213,563	29,530,248	66,479,409	47,818,764
안 성 시 Anseong-si	합 계	Total		177,072	3,602,029	33,404,677	272,137,960	204,688,201
	소 계	S-Total		176,209	3,567,453	5,547,782	210,505,576	160,105,110
	-입원	I.P		26,009	482,799	755,193	100,257,626	82,219,329
	-외래	O.P		175,550	3,084,654	4,792,589	110,247,950	77,885,781
	약국	P		168,431	1,956,181	27,856,895	61,632,384	44,583,091
김 포 시 Gimpo-si	합 계	Total		408,618	8,003,425	68,251,416	592,380,912	447,007,702
	소 계	S-Total		408,306	7,995,564	11,121,358	462,602,588	353,112,085
	-입원	I.P		59,020	806,513	1,357,173	203,336,375	168,404,606
	-외래	O.P		407,122	7,189,051	9,764,185	259,266,213	184,707,478
	약국	P		388,789	4,344,887	57,130,058	129,778,324	93,895,618
화 성 시 Hwaseong-si	합 계	Total		749,935	13,445,974	109,505,299	943,981,326	710,411,613
	소 계	S-Total		749,054	13,419,253	19,641,175	740,950,915	563,213,964
	-입원	I.P		105,899	1,296,557	2,165,253	310,608,722	258,297,810
	-외래	O.P		747,116	12,122,696	17,475,922	430,342,193	304,916,154
	약국	P		712,965	7,387,698	89,864,124	203,030,411	147,197,648
광 주 시 Gwangju-si	합 계	Total		345,754	6,636,607	62,227,573	496,948,543	372,307,780
	소 계	S-Total		345,478	6,631,061	10,086,657	383,351,130	290,581,586
	-입원	I.P		47,197	663,158	1,115,788	162,819,032	134,641,140
	-외래	O.P		344,691	5,967,903	8,970,869	220,532,098	155,940,446
	약국	P		328,596	3,467,369	52,140,916	113,597,413	81,726,194

Note : 1) Based on the Treatment Month 2) Based on the resident place
3) Rounding error can exist
4) The visit days to drug store with prescription are excluded from the Total

제Ⅲ-2표

Table Ⅲ-2

시·군·구별 급여형태별

Service Benefits by District

구 분 Division					진료실인원 Patients	내원일수 Visits	급여일수 Reimbursed Days	진료비 (천원) Medical Expense (1,000won)	급여비 (천원) Benefit (1,000won)
양 주 시 Yangju-si	합 계	Total			203,429	4,041,265	37,680,369	306,012,165	231,699,218
	소 계	S-Total			203,007	4,024,425	5,834,707	235,570,146	180,759,918
	-입원	I.P			27,646	447,458	718,021	102,801,868	84,969,764
	-외래	O.P			202,483	3,576,967	5,116,686	132,768,278	95,790,154
	약 국	P			194,332	2,182,895	31,845,662	70,442,019	50,939,299
포 천 시 Pocheon-si	합 계	Total			143,619	2,912,418	29,847,620	240,133,510	181,378,187
	소 계	S-Total			143,498	2,911,591	4,589,879	185,020,662	141,641,582
	-입원	I.P			22,372	403,469	641,256	89,299,387	73,315,629
	-외래	O.P			142,968	2,508,122	3,948,623	95,721,275	68,325,953
	약 국	P			136,275	1,547,039	25,257,741	55,112,848	39,736,606
여 주 군 Yeoju-gun	합 계	Total			103,415	2,371,241	22,049,611	179,051,660	135,243,347
	소 계	S-Total			102,776	2,337,697	4,047,253	140,197,072	107,119,046
	-입원	I.P			16,366	313,268	492,562	65,992,746	53,969,616
	-외래	O.P			102,404	2,024,429	3,554,691	74,204,326	53,149,430
	약 국	P			98,340	1,180,175	18,002,358	38,854,588	28,124,302
연 천 군 Yeoncheon-gun	합 계	Total			40,330	918,450	9,544,559	76,237,845	58,155,459
	소 계	S-Total			40,252	918,082	1,475,429	59,218,070	45,886,845
	-입원	I.P			7,008	140,754	217,475	29,590,402	24,333,479
	-외래	O.P			40,097	777,328	1,257,954	29,627,668	21,553,366
	약 국	P			38,092	447,038	8,069,130	17,019,775	12,268,614
가 평 군 Gapyeong-gun	합 계	Total			56,861	1,280,408	13,534,478	108,778,820	82,856,103
	소 계	S-Total			56,804	1,280,038	2,547,028	84,127,302	64,925,153
	-입원	I.P			9,419	180,748	295,044	41,421,921	34,091,661
	-외래	O.P			56,597	1,099,290	2,251,984	42,705,381	30,833,492
	약 국	P			53,714	624,421	10,987,450	24,651,518	17,930,950
양 평 군 Yangpyeong-gun	합 계	Total			106,641	2,399,495	25,631,006	197,783,753	149,672,779
	소 계	S-Total			106,404	2,385,688	4,517,020	152,284,971	116,575,225
	-입원	I.P			15,485	310,863	510,292	72,031,750	59,248,321
	-외래	O.P			106,050	2,074,825	4,006,728	80,253,220	57,326,905
	약 국	P			101,103	1,154,775	21,113,986	45,498,783	33,097,554
강 원 Gangwon	합 계	Total			1,408,849	29,660,233	298,013,963	2,354,093,441	1,782,811,124
	소 계	S-Total			1,401,935	29,314,343	50,356,584	1,811,520,035	1,390,228,406
	-입원	I.P			221,302	3,744,043	6,448,603	867,511,697	714,682,072
	-외래	O.P			1,397,633	25,570,300	43,907,981	944,008,338	675,546,334
	약 국	P			1,333,408	14,815,424	247,657,379	542,573,405	392,582,719
춘 천 시 Chuncheon-si	합 계	Total			254,984	5,146,636	50,719,980	410,275,639	311,890,259
	소 계	S-Total			253,508	5,091,472	7,793,589	316,203,821	243,365,009
	-입원	I.P			40,003	611,833	966,072	147,363,760	122,047,255
	-외래	O.P			252,785	4,479,639	6,797,517	168,840,060	121,317,754
	약 국	P			241,396	2,574,107	42,926,391	94,071,819	68,525,249
원 주 시 Wonju-si	합 계	Total			316,277	6,300,085	57,950,880	472,196,833	354,693,874
	소 계	S-Total			314,953	6,230,249	9,906,384	366,930,261	278,645,593
	-입원	I.P			45,682	739,693	1,212,180	166,390,200	137,101,807
	-외래	O.P			314,092	5,490,556	8,694,204	200,540,061	141,543,786
	약 국	P			300,370	3,181,072	48,044,496	105,266,572	76,048,280
강 릉 시 Gangneung-si	합 계	Total			194,111	3,818,850	40,878,191	313,046,056	238,763,265
	소 계	S-Total			192,413	3,737,248	5,678,861	237,874,103	184,213,197
	-입원	I.P			28,846	415,922	753,238	106,949,496	88,965,586
	-외래	O.P			191,870	3,321,326	4,925,623	130,924,607	95,247,611
	약 국	P			184,141	1,943,033	35,199,330	75,171,953	54,550,068
동 해 시 Donghae-si	합 계	Total			83,614	1,877,195	17,940,469	139,861,625	105,759,599
	소 계	S-Total			83,529	1,875,694	2,836,945	105,244,972	80,863,364
	-입원	I.P			12,632	259,700	455,030	51,161,807	41,818,505
	-외래	O.P			83,239	1,615,994	2,381,915	54,083,166	39,044,859
	약 국	P			79,927	966,770	15,103,524	34,616,652	24,896,235
태 백 시 Taebaek-si	합 계	Total			40,219	927,067	9,217,338	72,063,086	54,472,070
	소 계	S-Total			40,165	926,604	1,591,021	56,004,369	42,876,844
	-입원	I.P			6,910	142,160	300,706	28,850,126	23,582,773
	-외래	O.P			39,978	784,444	1,290,315	27,154,243	19,294,070
	약 국	P			38,033	479,834	7,626,317	16,058,718	11,595,226

주 : 1) 수진기준 2) 연도말 주민등록 주소지 기준

3) 반올림 관계로 합계와 내용의 합이 다를 수 있음

4) 약국의 처방조제 내원일수는 합계의 내원일수에서 제외함

요양급여실적(총계) <계속> and Benefit Type (Total) <Cont'd>

(단위 : 명, 일)
Unit : Person, Day

구 분 Division			진료실인원 Patients	내원일수 Visits	급여일수 Reimbursed Days	진료비 (천원) Medical Expense (1,000won)	급여비 (천원) Benefit (1,000won)
속 초 시 Sokcho-si	합 계	Total	73,768	1,574,608	15,058,082	117,365,578	88,755,887
	소 계	S-Total	72,892	1,527,601	2,084,690	89,241,020	68,477,590
	-입원	I.P	10,624	176,040	310,596	42,099,186	34,705,709
	-외래	O.P	72,693	1,351,561	1,774,094	47,141,834	33,771,881
	약 국	P	70,489	876,022	12,973,392	28,124,558	20,278,297
삼 척 시 Samcheok-si	합 계	Total	62,167	1,463,539	14,356,368	115,209,907	87,605,116
	소 계	S-Total	62,084	1,459,290	2,646,625	87,632,391	67,768,572
	-입원	I.P	10,796	210,762	370,074	44,979,652	36,863,743
	-외래	O.P	61,861	1,248,528	2,276,551	42,652,739	30,904,829
	약 국	P	58,859	702,432	11,709,743	27,577,516	19,836,544
홍 천 군 Hongcheon-gun	합 계	Total	64,629	1,499,573	15,663,890	124,042,031	94,122,208
	소 계	S-Total	64,429	1,489,803	2,870,281	96,394,321	74,161,873
	-입원	I.P	11,291	208,378	345,783	48,195,744	39,594,522
	-외래	O.P	64,223	1,281,425	2,524,498	48,198,577	34,567,351
	약 국	P	61,010	712,798	12,793,609	27,647,710	19,960,335
횡 성 군 Hoengseong-gun	합 계	Total	43,479	1,040,036	10,955,001	86,215,991	65,157,694
	소 계	S-Total	43,283	1,027,154	2,004,869	66,717,126	51,082,146
	-입원	I.P	7,981	144,355	241,997	33,472,778	27,470,798
	-외래	O.P	43,129	882,799	1,762,872	33,244,348	23,611,348
	약 국	P	41,322	479,003	8,950,132	19,498,865	14,075,548
영 월 군 Yeongwol-gun	합 계	Total	36,364	843,610	9,488,877	74,090,212	55,905,129
	소 계	S-Total	36,259	837,102	1,666,824	56,934,359	43,579,445
	-입원	I.P	6,383	128,187	228,531	30,405,590	24,834,832
	-외래	O.P	36,135	708,915	1,438,293	26,528,770	18,744,614
	약 국	P	34,719	435,341	7,822,053	17,155,853	12,325,683
평 창 군 Pyeongchang-gun	합 계	Total	39,363	864,276	9,816,453	71,510,395	53,766,831
	소 계	S-Total	39,054	839,985	2,294,180	55,277,101	42,093,423
	-입원	I.P	6,470	121,117	202,043	27,257,043	22,216,545
	-외래	O.P	38,915	718,868	2,092,137	28,020,057	19,876,878
	약 국	P	36,547	365,868	7,522,273	16,233,294	11,673,408
정 선 군 Jeongseon-gun	합 계	Total	33,993	731,339	8,183,251	63,933,003	48,321,658
	소 계	S-Total	33,958	730,478	2,622,954	51,326,571	39,230,589
	-입원	I.P	5,875	112,590	229,766	26,976,206	22,086,245
	-외래	O.P	33,827	617,888	2,393,188	24,350,365	17,144,344
	약 국	P	29,994	279,293	5,560,297	12,606,433	9,091,069
철 원 군 Cheorwon-gun	합 계	Total	41,873	898,660	9,089,568	72,848,429	55,109,569
	소 계	S-Total	41,840	898,458	1,573,806	56,620,695	43,366,400
	-입원	I.P	6,844	131,888	211,687	28,484,269	23,349,629
	-외래	O.P	41,686	766,570	1,362,119	28,136,426	20,016,771
	약 국	P	39,446	445,645	7,515,762	16,227,734	11,743,170
화 천 군 Hwacheon-gun	합 계	Total	22,841	491,678	5,068,589	40,242,548	30,623,313
	소 계	S-Total	22,795	490,738	768,592	30,733,722	23,688,372
	-입원	I.P	3,992	64,085	105,457	15,161,053	12,398,862
	-외래	O.P	22,712	426,653	663,135	15,572,670	11,289,510
	약 국	P	21,386	244,500	4,299,997	9,508,825	6,934,940
양 구 군 Yanggu-gun	합 계	Total	21,114	419,459	4,351,850	34,792,697	26,219,802
	소 계	S-Total	21,089	418,888	737,830	26,602,096	20,316,365
	-입원	I.P	3,620	50,113	87,321	13,374,886	11,046,183
	-외래	O.P	21,047	368,775	650,509	13,227,210	9,270,182
	약 국	P	19,840	217,434	3,614,020	8,190,602	5,903,437
인 제 군 Inje-gun	합 계	Total	29,559	598,897	6,207,336	50,068,895	38,146,606
	소 계	S-Total	29,530	597,900	1,132,386	38,807,131	29,949,974
	-입원	I.P	5,147	78,241	137,509	19,616,283	16,289,970
	-외래	O.P	29,462	519,659	994,877	19,190,848	13,660,004
	약 국	P	27,792	296,611	5,074,950	11,261,764	8,196,632
고 성 군 Goseong-gun	합 계	Total	25,578	607,361	6,662,633	49,427,943	37,636,940
	소 계	S-Total	25,484	602,303	1,168,193	37,454,175	28,944,521
	-입원	I.P	4,197	81,177	139,751	18,867,674	15,476,878
	-외래	O.P	25,389	521,126	1,028,442	18,586,501	13,467,643
	약 국	P	24,240	315,662	5,494,440	11,973,768	8,692,419

Note : 1) Based on the Treatment Month 2) Based on the resident place
3) Rounding error can exist
4) The visit days to drug store with prescription are excluded from the Total

제Ⅲ-2표

Table Ⅲ-2

시·군·구별 급여형태별

Service Benefits by District

구 분			진료실인원			내원일수			급여일수			진료비			급여비		
Division			Patients			Visits			Reimbursed Days			Medical Expense			Benefit		
			(1,000won)									(1,000won)					
양 양 군	합	계	Total		24,916	557,364		6,405,207		46,902,574		35,861,307					
Yangyang-gun	소	계	S-Total		24,670	533,376		978,554		35,521,803		27,605,128					
	-입	원	I.P		4,009	67,802		120,862		17,905,947		14,832,231					
	-외	래	O.P		24,590	465,574		857,692		17,615,856		12,772,898					
	약	국	P		23,897	299,999		5,426,653		11,380,771		8,256,178					
충 북	합	계	Total		1,501,480	34,019,138		299,280,521		2,503,860,679		1,894,254,498					
Chungbuk	소	계	S.T		1,499,569	33,927,171		54,965,839		1,962,755,786		1,502,359,512					
	-입	원	I.P		232,544	4,457,959		6,758,704		912,813,444		746,448,397					
	-외	래	O.P		1,494,150	29,469,212		48,207,135		1,049,942,342		755,911,116					
	약	국	P		1,432,132	17,371,236		244,314,682		541,104,893		391,894,987					
청 주 시 상 당 구	합	계	Total		163,331	3,611,791		30,753,422		255,312,521		192,965,337					
Sangdang-gu	소	계	S-Total		163,043	3,593,687		5,388,336		199,532,168		152,530,834					
	-입	원	I.P		22,510	408,538		629,879		88,377,175		72,451,975					
	-외	래	O.P		162,620	3,185,149		4,758,457		111,154,993		80,078,859					
	약	국	P		155,957	1,870,262		25,365,086		55,780,353		40,434,503					
청 주 시 서 원 구	합	계	Total		194,140	4,162,024		34,522,901		287,464,155		216,770,025					
Seowon-gu	소	계	S-Total		193,956	4,152,997		5,876,065		224,681,878		171,284,968					
	-입	원	I.P		25,983	452,436		689,882		96,739,202		79,416,164					
	-외	래	O.P		193,398	3,700,561		5,186,183		127,942,675		91,868,804					
	약	국	P		185,174	2,153,622		28,646,836		62,782,278		45,485,058					
청 주 시 흥 덕 구	합	계	Total		239,958	4,849,962		39,347,368		335,898,899		253,039,639					
Heungdeok-gu	소	계	S-Total		239,677	4,830,735		6,527,221		264,178,246		201,128,453					
	-입	원	I.P		33,077	509,098		809,383		114,261,015		94,117,365					
	-외	래	O.P		239,020	4,321,637		5,717,838		149,917,231		107,011,088					
	약	국	P		228,771	2,602,768		32,820,147		71,720,653		51,911,186					
청 주 시 청 원 구	합	계	Total		187,118	3,881,133		31,688,335		271,555,859		205,816,900					
Cheongwon-gu	소	계	S-Total		186,965	3,873,246		5,535,624		212,869,399		163,358,576					
	-입	원	I.P		28,370	412,815		642,017		91,543,903		75,889,077					
	-외	래	O.P		186,420	3,460,431		4,893,607		121,325,497		87,469,499					
	약	국	P		178,757	2,076,752		26,152,711		58,686,459		42,458,324					
충 주 시	합	계	Total		196,180	4,565,059		42,051,759		348,454,533		263,446,724					
Chungju-si	소	계	S-Total		195,861	4,552,682		6,954,321		270,824,601		207,395,254					
	-입	원	I.P		30,182	610,691		909,162		123,138,932		100,448,895					
	-외	래	O.P		195,147	3,941,991		6,045,159		147,685,670		106,946,359					
	약	국	P		188,178	2,321,055		35,097,438		77,629,932		56,051,470					
제 천 시	합	계	Total		124,056	2,875,984		26,894,365		224,577,907		171,031,790					
Jecheon-si	소	계	S-Total		123,852	2,870,206		4,623,985		176,470,495		136,016,982					
	-입	원	I.P		21,557	427,496		672,440		89,172,196		73,267,580					
	-외	래	O.P		123,378	2,442,710		3,951,545		87,298,299		62,749,403					
	약	국	P		118,265	1,431,202		22,270,380		48,107,412		35,014,808					
보 은 군	합	계	Total		31,221	908,084		8,891,499		73,108,011		55,908,562					
Boeun-gun	소	계	S-Total		31,182	906,757		2,072,757		58,315,151		45,173,451					
	-입	원	I.P		6,213	174,484		246,637		31,851,315		25,889,019					
	-외	래	O.P		30,968	732,273		1,826,120		26,463,836		19,284,432					
	약	국	P		29,632	409,037		6,818,742		14,792,860		10,735,111					
옥 천 군	합	계	Total		48,091	1,545,717		13,452,752		113,767,083		86,288,395					
Okcheon-gun	소	계	S-Total		48,073	1,545,266		3,704,960		91,772,427		70,220,235					
	-입	원	I.P		9,064	286,579		389,132		46,836,148		37,586,247					
	-외	래	O.P		47,683	1,258,687		3,315,828		44,936,279		32,633,989					
	약	국	P		45,346	692,015		9,747,792		21,994,655		16,068,160					
영 동 군	합	계	Total		46,093	1,419,943		12,748,813		107,659,941		81,625,296					
Yeongdong-gun	소	계	S-Total		46,016	1,414,728		3,554,723		86,716,398		66,331,014					
	-입	원	I.P		9,431	273,147		373,749		45,188,897		36,172,805					
	-외	래	O.P		45,676	1,141,581		3,180,974		41,527,501		30,158,209					
	약	국	P		43,367	606,792		9,194,090		20,943,543		15,294,282					
증 평 군	합	계	Total		34,930	782,674		7,069,025		57,301,043		43,346,939					
Jeungpyeong-gun	소	계	S-Total		34,890	781,380		1,164,215		43,601,952		33,444,490					
	-입	원	I.P		5,673	92,892		148,607		20,418,013		16,742,253					
	-외	래	O.P		34,774	688,488		1,015,608		23,183,938		16,702,238					
	약	국	P		33,444	446,388		5,904,810		13,699,091		9,902,449					

주 : 1) 수진기준 2) 연도말 주민등록 주소지 기준

주 : 3) 반올림 관계로 합계와 내용의 합이 다를 수 있음

주 : 4) 약국의 처방조제 내원일수는 합계의 내원일수에서 제외함

요양급여실적(총계) <계속> and Benefit Type (Total) <Cont'd>

(단위 : 명, 일)
Unit : Person, Day

구 분 Division			진료실인원 Patients	내원일수 Visits	급여일수 Reimbursed Days	진료비 (천원) Medical Expense (1,000won)	급여비 (천원) Benefit (1,000won)
진 천 군 Jincheon-gun	합 계	Total	77,600	1,678,576	14,889,342	129,279,045	97,445,029
	소 계	S-Total	77,535	1,676,183	2,562,866	100,370,492	76,553,056
	-입원	I.P	12,800	234,497	357,600	47,209,583	38,451,458
	-외래	O.P	77,204	1,441,686	2,205,266	53,160,909	38,101,598
	약국	P	74,035	887,991	12,326,476	28,908,553	20,891,974
괴 산 군 Goesan-gun	합 계	Total	36,460	932,574	10,204,313	83,163,110	63,095,881
	소 계	S-Total	36,424	931,167	1,954,171	65,218,361	50,174,119
	-입원	I.P	7,483	159,177	245,705	34,355,826	27,923,715
	-외래	O.P	36,256	771,990	1,708,466	30,862,535	22,250,404
	약국	P	34,775	457,523	8,250,142	17,944,749	12,921,762
음 성 군 Eumseong-gun	합 계	Total	94,706	2,127,171	19,610,671	158,917,423	119,998,339
	소 계	S-Total	94,543	2,120,900	3,576,036	123,864,380	94,734,903
	-입원	I.P	14,882	294,917	452,180	59,829,460	48,691,483
	-외래	O.P	94,189	1,825,983	3,123,856	64,034,920	46,043,420
	약국	P	90,329	1,105,831	16,034,635	35,053,043	25,263,436
단 양 군 Danyang-gun	합 계	Total	27,596	678,446	7,155,956	57,401,151	43,475,642
	소 계	S-Total	27,552	677,237	1,470,559	44,339,838	34,013,178
	-입원	I.P	5,319	121,192	192,331	23,891,779	19,400,361
	-외래	O.P	27,417	556,045	1,278,228	20,448,060	14,612,816
	약국	P	26,102	309,998	5,685,397	13,061,313	9,462,465
충 남 Chungnam	합 계	Total	2,014,790	46,434,644	415,207,611	3,510,333,244	2,654,035,523
	소 계	S.T	2,012,623	46,342,858	79,222,523	2,750,080,927	2,102,835,500
	-입원	I.P	336,187	6,672,152	9,998,368	1,339,076,276	1,095,013,980
	-외래	O.P	2,003,455	39,670,706	69,224,155	1,411,004,652	1,007,821,520
	약국	P	1,918,425	23,393,704	335,985,088	760,252,317	551,200,024
천 안 시 동 남 구 Dongnam-gu	합 계	Total	243,183	4,930,615	43,481,278	373,884,613	280,795,401
	소 계	S-Total	242,863	4,918,235	7,451,342	292,852,632	222,139,036
	-입원	I.P	36,931	634,845	984,545	137,833,134	113,259,589
	-외래	O.P	241,995	4,283,390	6,466,797	155,019,498	108,879,447
	약국	P	231,206	2,576,544	36,029,936	81,031,981	58,656,364
천 안 시 서 북 구 Seobuk-gu	합 계	Total	370,921	6,833,757	54,270,200	480,425,185	360,343,670
	소 계	S-Total	370,459	6,814,347	9,735,896	380,226,006	287,615,079
	-입원	I.P	54,429	753,127	1,190,525	165,348,631	137,009,364
	-외래	O.P	369,352	6,061,220	8,545,371	214,877,375	150,605,716
	약국	P	353,084	3,706,254	44,534,304	100,199,179	72,728,591
공 주 시 Gongju-si	합 계	Total	99,290	2,628,710	24,516,737	212,988,599	161,554,524
	소 계	S-Total	99,102	2,609,507	5,120,010	168,463,955	129,411,551
	-입원	I.P	16,435	513,806	689,195	90,757,330	73,518,643
	-외래	O.P	98,373	2,095,701	4,430,815	77,706,625	55,892,909
	약국	P	93,855	1,184,850	19,396,727	44,524,644	32,142,973
보 령 시 Boryeong-si	합 계	Total	94,845	2,496,448	23,273,768	187,094,550	142,164,431
	소 계	S-Total	94,774	2,495,827	4,363,213	145,550,076	112,046,073
	-입원	I.P	15,722	352,712	559,488	72,981,134	59,591,567
	-외래	O.P	94,367	2,143,115	3,803,725	72,568,942	52,454,506
	약국	P	90,702	1,225,560	18,910,555	41,544,475	30,118,358
아 산 시 Asan-si	합 계	Total	303,041	6,183,751	52,202,133	457,125,321	345,399,984
	소 계	S-Total	302,846	6,181,265	9,712,952	360,784,602	275,439,268
	-입원	I.P	47,669	767,617	1,211,522	166,140,129	137,208,022
	-외래	O.P	301,745	5,413,648	8,501,430	194,644,473	138,231,246
	약국	P	289,028	3,340,967	42,489,181	96,340,719	69,960,716
서 산 시 Seosan-si	합 계	Total	165,569	3,486,772	33,088,342	269,022,675	202,839,983
	소 계	S-Total	165,303	3,469,891	5,398,314	205,794,599	157,129,649
	-입원	I.P	29,037	423,780	694,737	94,763,850	77,950,349
	-외래	O.P	164,652	3,046,111	4,703,577	111,030,749	79,179,300
	약국	P	157,386	1,831,192	27,690,028	63,228,076	45,710,334
논 산 시 Nonsan-si	합 계	Total	110,365	3,219,626	27,886,911	242,806,805	183,929,674
	소 계	S-Total	110,234	3,216,569	5,986,759	192,725,198	147,744,116
	-입원	I.P	21,551	588,780	796,063	101,827,401	82,194,344
	-외래	O.P	109,349	2,627,789	5,190,696	90,897,797	65,549,773
	약국	P	104,577	1,493,058	21,900,152	50,081,607	36,185,557

Note : 1) Based on the Treatment Month 2) Based on the resident place
3) Rounding error can exist
4) The visit days to drug store with prescription are excluded from the Total

제Ⅲ-2표

Table Ⅲ-2

시·군·구별 급여형태별

Service Benefits by District

구 분 Division			진료실인원 Patients	내원일수 Visits	급여일수 Reimbursed Days	진료비 (천원) Medical Expense (1,000won)	급여비 (천원) Benefit (1,000won)
계 룡 시 Gyerong-si	합 계	Total	41,479	854,931	6,732,545	56,175,437	42,134,549
	소 계	S-Total	41,435	853,339	1,336,292	43,743,322	33,193,439
	-입원	I.P	5,580	91,162	135,664	18,410,463	15,111,593
	-외래	O.P	41,309	762,177	1,200,628	25,332,859	18,081,846
	약 국	P	38,906	430,013	5,396,253	12,432,116	8,941,111
당 진 시 Dangjin-si	합 계	Total	161,790	3,458,093	32,021,126	270,648,279	203,941,201
	소 계	S-Total	161,726	3,457,297	5,875,108	209,642,972	159,826,661
	-입원	I.P	30,477	480,262	774,040	102,977,248	84,236,657
	-외래	O.P	161,096	2,977,035	5,101,068	106,665,724	75,590,005
	약 국	P	154,133	1,749,380	26,146,018	61,005,308	44,114,540
금 산 군 Geumsan-gun	합 계	Total	50,208	1,610,099	14,449,469	120,998,911	92,492,158
	소 계	S-Total	50,184	1,609,904	3,328,601	96,160,594	74,239,810
	-입원	I.P	9,136	283,756	375,212	48,533,106	39,232,536
	-외래	O.P	49,823	1,326,148	2,953,389	47,627,489	35,007,275
	약 국	P	47,971	762,643	11,120,868	24,838,317	18,252,347
부 여 군 Buyeo-gun	합 계	Total	62,912	1,991,156	19,263,893	152,800,076	116,514,903
	소 계	S-Total	62,833	1,989,715	5,097,130	120,669,671	93,019,459
	-입원	I.P	12,076	364,370	505,261	63,373,165	51,068,326
	-외래	O.P	62,378	1,625,345	4,591,869	57,296,506	41,951,133
	약 국	P	59,809	857,260	14,166,763	32,130,405	23,495,444
서 천 군 Seocheon-gun	합 계	Total	50,287	1,737,904	15,336,518	129,692,558	99,186,721
	소 계	S-Total	50,268	1,737,727	3,057,887	101,656,332	78,717,710
	-입원	I.P	10,411	332,839	445,264	54,895,091	44,204,978
	-외래	O.P	49,849	1,404,888	2,612,623	46,761,241	34,512,731
	약 국	P	48,159	769,593	12,278,631	28,036,226	20,469,011
청 양 군 Cheongyang-gun	합 계	Total	30,642	884,241	9,372,369	77,013,237	58,651,337
	소 계	S-Total	30,564	882,682	2,338,261	60,943,281	47,049,973
	-입원	I.P	5,912	178,624	253,954	33,514,310	27,114,297
	-외래	O.P	30,325	704,058	2,084,307	27,428,970	19,935,677
	약 국	P	29,218	402,106	7,034,108	16,069,956	11,601,364
홍 성 군 Hongseong-gun	합 계	Total	94,999	2,307,895	22,450,598	178,183,802	135,308,903
	소 계	S-Total	94,962	2,307,341	4,311,225	138,735,415	106,741,165
	-입원	I.P	15,854	338,169	506,944	70,592,369	57,995,620
	-외래	O.P	94,476	1,969,172	3,804,281	68,143,046	48,745,545
	약 국	P	90,622	1,189,462	18,139,373	39,448,387	28,567,738
예 산 군 Yesan-gun	합 계	Total	75,874	2,023,433	20,251,826	164,458,892	124,938,909
	소 계	S-Total	75,811	2,022,458	3,566,769	127,610,099	98,197,224
	-입원	I.P	13,633	305,404	470,828	65,246,533	53,185,893
	-외래	O.P	75,444	1,717,054	3,095,941	62,363,566	45,011,330
	약 국	P	72,694	979,750	16,685,057	36,848,793	26,741,685
태 안 군 Taeon-gun	합 계	Total	59,385	1,787,213	16,609,898	137,014,304	103,839,178
	소 계	S-Total	59,259	1,776,754	2,542,764	104,522,174	80,325,286
	-입원	I.P	11,334	262,899	405,126	51,882,384	42,132,203
	-외래	O.P	58,922	1,513,855	2,137,638	52,639,790	38,193,083
	약 국	P	57,075	895,072	14,067,134	32,492,130	23,513,892
전 북 Jeonbuk	합 계	Total	1,686,386	45,405,715	365,389,878	3,331,964,816	2,530,101,672
	소 계	S.T	1,684,718	45,359,789	66,754,945	2,621,208,935	2,010,153,325
	-입원	I.P	328,413	8,812,837	11,798,145	1,400,118,350	1,127,685,360
	-외래	O.P	1,675,779	36,546,952	54,956,800	1,221,090,585	882,467,965
	약 국	P	1,606,098	21,006,083	298,634,933	710,755,881	519,948,347
전 주 시 완 산 구 Wansan-gu	합 계	Total	315,079	7,316,437	57,958,684	535,221,005	404,471,076
	소 계	S-Total	314,898	7,313,866	10,121,484	322,934,243	322,433,275
	-입원	I.P	57,566	1,428,745	1,888,022	219,675,811	176,650,215
	-외래	O.P	313,456	5,885,121	8,233,462	203,258,432	145,783,060
	약 국	P	299,031	3,302,112	47,837,200	112,286,762	82,037,801
전 주 시 덕 진 구 Deokjin-gu	합 계	Total	284,389	6,750,837	50,724,113	473,423,942	357,710,474
	소 계	S-Total	284,226	6,747,396	9,355,693	377,813,814	287,998,261
	-입원	I.P	51,537	1,210,797	1,599,535	192,100,781	154,567,935
	-외래	O.P	283,008	5,536,599	7,756,158	185,713,033	133,430,326
	약 국	P	271,028	3,187,216	41,368,420	95,610,128	69,712,213

주 : 1) 수진기준 2) 연도말 주민등록 주소지 기준

3) 반올림 관계로 합계와 내용의 합이 다를 수 있음

4) 약국의 처방조제 내원일수는 합계의 내원일수에서 제외함

요양급여실적(총계) <계속> and Benefit Type (Total) <Cont'd>

(단위 : 명, 일)
Unit : Person, Day

구 분 Division			진료실인원 Patients	내원일수 Visits	급여일수 Reimbursed Days	진료비 (천원) Medical Expense (1,000won)	급여비 (천원) Benefit (1,000won)
군 산 시 Gunsan-si	합 계	Total	250,347	6,139,800	51,049,426	443,592,421	336,219,186
	-소 계	S-Total	250,185	6,138,776	8,690,643	343,064,510	262,886,117
	-입원	I.P	42,696	985,541	1,373,532	173,884,282	141,655,118
	-외래	O.P	249,204	5,153,235	7,317,111	169,180,228	121,231,000
	-약국	P	239,301	3,118,412	42,358,783	100,527,911	73,333,069
익 산 시 Iksan-si	합 계	Total	268,164	6,717,532	55,376,424	492,195,698	372,062,318
	-소 계	S-Total	267,733	6,705,015	9,836,498	384,496,837	293,345,995
	-입원	I.P	47,490	1,170,262	1,580,058	195,719,216	158,444,755
	-외래	O.P	266,550	5,534,753	8,256,440	188,777,620	134,901,240
	-약국	P	255,370	3,222,240	45,539,926	107,698,861	78,716,323
정 읍 시 Jeongeup-si	합 계	Total	102,028	3,163,281	25,377,136	232,563,500	177,838,260
	-소 계	S-Total	101,839	3,155,217	4,257,206	182,413,479	140,955,870
	-입원	I.P	23,106	709,813	940,975	104,607,690	83,751,274
	-외래	O.P	101,039	2,445,404	3,316,231	77,805,788	57,204,596
	-약국	P	97,228	1,449,301	21,119,930	50,150,021	36,882,390
남 원 시 Namwon-si	합 소 계	Total	75,307	2,353,152	18,444,771	170,418,329	130,370,852
	-소 계	S-Total	75,220	2,350,545	3,658,341	133,812,166	103,604,049
	-입원	I.P	15,147	452,229	594,096	72,418,760	58,533,220
	-외래	O.P	74,708	1,898,316	3,064,245	61,393,406	45,070,829
	-약국	P	71,586	1,118,614	14,786,430	36,606,164	26,766,803
김 제 시 Gimje-si	합 소 계	Total	77,010	2,604,772	21,352,081	194,029,437	148,753,037
	-소 계	S-Total	76,878	2,599,603	4,051,684	151,655,624	117,397,230
	-입원	I.P	18,719	579,676	755,505	85,736,420	68,896,580
	-외래	O.P	76,368	2,019,927	3,296,179	65,919,204	48,500,650
	-약국	P	73,482	1,151,237	17,300,397	42,373,814	31,355,807
완 주 군 Wanju-gun	합 소 계	Total	87,739	2,482,729	19,687,605	185,194,682	140,645,185
	-소 계	S-Total	87,633	2,475,322	3,649,514	146,951,872	112,703,474
	-입원	I.P	18,256	534,991	697,060	81,640,102	65,360,792
	-외래	O.P	87,101	1,940,331	2,952,454	65,311,769	47,342,682
	-약국	P	83,799	1,115,244	16,038,091	38,242,810	27,941,712
진 안 군 Jinan-gun	합 소 계	Total	24,181	832,899	7,184,133	63,028,809	48,221,867
	-소 계	S-Total	24,157	831,088	1,718,846	49,982,689	38,667,995
	-입원	I.P	5,495	169,064	227,428	27,767,514	22,435,752
	-외래	O.P	23,995	662,024	1,491,418	22,215,176	16,232,243
	-약국	P	22,998	358,167	5,465,287	13,046,120	9,553,872
무 주 군 Muju-gun	합 소 계	Total	22,833	675,523	6,479,649	55,739,207	42,699,968
	-소 계	S-Total	22,790	675,390	1,357,826	44,189,999	34,316,871
	-입원	I.P	4,393	127,228	179,607	24,466,207	19,827,191
	-외래	O.P	22,658	548,162	1,178,219	19,723,792	14,489,680
	-약국	P	21,715	311,164	5,121,823	11,549,208	8,383,098
장 수 군 Jangsu-gun	합 소 계	Total	21,320	673,446	6,020,792	52,108,471	39,493,089
	-소 계	S-Total	21,296	673,148	1,128,410	40,088,345	30,759,502
	-입원	I.P	4,385	128,225	173,919	21,976,541	17,598,430
	-외래	O.P	21,171	544,923	954,491	18,111,804	13,161,072
	-약국	P	20,268	303,568	4,892,382	12,020,126	8,733,588
임 실 군 Imsil-gun	합 소 계	Total	27,817	1,014,935	7,946,946	76,434,583	58,441,342
	-소 계	S-Total	27,801	1,014,751	1,724,648	61,162,660	47,220,649
	-입원	I.P	6,490	240,919	303,886	35,995,870	28,709,064
	-외래	O.P	27,558	773,832	1,420,762	25,166,790	18,511,584
	-약국	P	26,535	408,536	6,222,298	15,271,923	11,220,694
순 창 군 Sunchang-gun	합 소 계	Total	27,207	1,043,891	8,035,390	78,350,090	59,448,690
	-소 계	S-Total	27,178	1,043,718	1,910,609	62,389,834	47,859,883
	-입원	I.P	6,822	256,985	332,595	36,355,047	28,781,601
	-외래	O.P	26,884	786,733	1,578,014	26,034,787	19,078,282
	-약국	P	25,627	411,491	6,124,781	15,960,257	11,588,806
고 창 군 Gochang-gun	합 소 계	Total	52,756	1,822,447	14,881,907	142,403,202	109,272,117
	-소 계	S-Total	52,725	1,822,195	2,660,843	113,744,803	88,174,111
	-입원	I.P	12,868	410,250	575,084	66,618,813	53,552,252
	-외래	O.P	52,263	1,411,945	2,085,759	47,125,990	34,621,859
	-약국	P	50,220	775,248	12,221,064	28,658,399	21,098,006

Note : 1) Based on the Treatment Month 2) Based on the resident place

3) Rounding error can exist

4) The visit days to drug store with prescription are excluded from the Total

제Ⅲ-2표

Table Ⅲ-2

시·군·구별 급여형태별

Service Benefits by District

구 분 Division						진료실인원 Patients	내원일수 Visits	급여일수 Reimbursed Days	진료비 (천원) Medical Expense (1,000won)	급여비 (천원) Benefit (1,000won)
부 안 군 Buan-gun	합 소	계	Total			50,209	1,814,034	14,870,821	137,261,440	104,454,213
	-입원	원	S-Total			50,159	1,813,759	2,632,700	106,508,061	81,830,045
	-외래	약	I.P			13,443	408,112	576,843	61,155,295	48,921,182
			O.P			49,816	1,405,647	2,055,857	45,352,766	32,908,864
			P			47,910	773,533	12,238,121	30,753,380	22,624,168
전 남 Jeonnam	합 소	계	Total			1,744,802	48,551,959	383,851,813	3,710,168,434	2,820,197,390
	-입원	원	S.T			1,743,409	48,549,543	72,010,748	2,964,160,033	2,277,284,702
	-외래	약	I.P			396,914	10,826,842	15,643,244	1,652,990,451	1,325,671,504
			O.P			1,732,557	37,722,701	56,367,504	1,311,169,583	951,613,198
			P			1,657,550	20,945,376	311,841,065	746,008,401	542,912,688
목 포 시 Mokpo-si	합 소	계	Total			211,431	5,516,792	40,800,897	417,516,032	317,233,124
	-입원	원	S-Total			211,297	5,516,588	7,578,619	337,094,650	258,574,377
	-외래	약	I.P			49,161	1,278,250	1,854,686	188,999,170	151,804,380
			O.P			210,217	4,238,338	5,723,933	148,095,481	106,769,997
			P			200,820	2,442,793	33,222,278	80,421,382	58,658,747
여 수 시 Yeosu-si	합 소	계	Total			263,359	6,992,917	52,984,949	498,519,784	378,594,101
	-입원	원	S-Total			263,116	6,992,627	9,575,649	393,670,533	302,611,838
	-외래	약	I.P			56,468	1,340,451	2,034,699	206,031,615	165,527,430
			O.P			261,757	5,652,176	7,540,950	187,638,918	137,084,408
			P			251,768	3,243,505	43,409,300	104,849,252	75,982,263
순 천 시 Suncheon-si	합 소	계	Total			260,123	5,784,295	45,248,021	445,597,185	338,509,804
	-입원	원	S-Total			260,011	5,784,003	8,338,066	360,629,238	276,738,030
	-외래	약	I.P			53,240	1,265,940	1,832,980	196,095,409	158,438,921
			O.P			258,606	4,518,063	6,505,086	164,533,828	118,299,109
			P			246,900	2,667,150	36,909,955	84,967,948	61,771,774
나 주 시 Naju-si	합 소	계	Total			105,286	2,973,120	22,485,358	225,433,073	170,758,557
	-입원	원	S-Total			105,231	2,973,020	4,156,555	180,138,658	137,696,029
	-외래	약	I.P			22,347	723,576	948,345	100,997,584	80,706,723
			O.P			104,510	2,249,444	3,208,210	79,141,073	56,989,307
			P			99,584	1,319,523	18,328,803	45,294,415	33,062,528
광 양 시 Gwangyang-si	합 소	계	Total			146,791	2,977,142	23,207,136	212,569,115	160,551,811
	-입원	원	S-Total			146,733	2,976,960	4,428,806	169,810,809	129,598,344
	-외래	약	I.P			27,770	516,731	805,128	84,574,754	68,482,067
			O.P			146,089	2,460,229	3,623,678	85,236,054	61,116,277
			P			139,034	1,419,438	18,778,330	42,758,307	30,953,466
담 양 군 Damyang-gun	합 소	계	Total			43,479	1,368,805	10,897,240	107,245,737	81,848,079
	-입원	원	S-Total			43,439	1,368,709	1,986,842	85,729,620	66,163,011
	-외래	약	I.P			10,120	325,211	438,288	48,284,186	38,575,791
			O.P			43,106	1,043,498	1,548,554	37,445,434	27,587,219
			P			41,101	574,895	8,910,398	21,516,117	15,685,069
곡 성 군 Gokseong-gun	합 소	계	Total			27,138	897,284	7,446,269	69,149,478	52,331,983
	-입원	원	S-Total			27,116	897,198	1,388,735	54,988,467	42,064,284
	-외래	약	I.P			6,016	209,403	283,149	31,674,217	25,144,239
			O.P			26,880	687,795	1,105,586	23,314,250	16,920,045
			P			25,771	380,799	6,057,534	14,161,011	10,267,699
구 레 군 Gurye-gun	합 소	계	Total			24,910	779,481	6,673,601	62,986,893	47,981,552
	-입원	원	S-Total			24,891	779,415	1,233,007	50,309,462	38,767,822
	-외래	약	I.P			5,980	184,433	260,268	28,444,255	22,671,727
			O.P			24,658	594,982	972,739	21,865,207	16,096,096
			P			23,525	341,858	5,440,594	12,677,432	9,213,729
고 흥 군 Goheung-gun	합 소	계	Total			60,499	2,114,874	18,271,133	169,290,789	129,465,739
	-입원	원	S-Total			60,445	2,114,781	3,406,992	133,719,900	103,423,089
	-외래	약	I.P			15,607	464,367	691,486	77,044,666	61,594,826
			O.P			59,982	1,650,414	2,715,506	56,675,234	41,828,263
			P			57,537	849,231	14,864,141	35,570,889	26,042,651
보 성 군 Boseong-gun	합 소	계	Total			39,056	1,250,016	10,915,938	105,339,854	80,239,369
	-입원	원	S-Total			38,874	1,249,951	1,854,264	83,836,758	64,622,668
	-외래	약	I.P			9,826	365,980	488,091	52,135,091	41,462,968
			O.P			38,451	883,971	1,366,173	31,701,667	23,159,701
			P			37,078	518,000	9,061,674	21,503,096	15,616,701

주 : 1) 수진기준 2) 연도말 주민등록 주소지 기준

3) 반올림 관계로 합계와 내용의 합이 다를 수 있음

4) 약국의 처방조제 내원일수는 합계의 내원일수에서 제외함

요양급여실적(총계) <계속> and Benefit Type (Total) <Cont'd>

(단위 : 명, 일)
Unit : Person, Day

구 분 Division			진료실인원 Patients	내원일수 Visits	급여일수 Reimbursed Days	진료비 (천원) Medical Expense (1,000won)	급여비 (천원) Benefit (1,000won)
화 수 군 Hwasun-gun	합 계	Total	58,851	1,723,165	13,729,282	140,104,459	105,919,221
	소 계	S-Total	58,796	1,723,092	2,896,530	114,700,295	87,522,622
	-입원	I.P	14,747	502,720	722,203	67,877,228	53,899,661
	-외래	O.P	58,323	1,220,372	2,174,327	46,823,067	33,622,962
	약 국	P	55,627	673,926	10,832,752	25,404,165	18,396,599
장 흥 군 Jangheung-gun	합 계	Total	35,936	1,183,015	9,897,956	90,196,685	68,366,986
	소 계	S-Total	35,892	1,182,942	1,998,570	71,699,816	54,988,247
	-입원	I.P	9,353	271,259	378,002	40,607,973	32,436,287
	-외래	O.P	35,639	911,683	1,620,568	31,091,842	22,551,960
	약 국	P	33,911	441,785	7,899,386	18,496,869	13,378,739
강 진 군 Gangjin-gun	합 계	Total	33,175	1,091,460	9,309,016	88,523,217	67,663,773
	소 계	S-Total	33,133	1,091,436	1,639,687	69,492,047	53,805,260
	-입원	I.P	8,660	269,313	369,127	40,497,156	32,437,197
	-외래	O.P	32,877	822,123	1,270,560	28,994,891	21,368,063
	약 국	P	31,670	450,795	7,669,329	19,031,170	13,858,514
해 남 군 Haenam-gun	합 계	Total	66,699	2,129,182	17,535,307	169,895,437	129,761,576
	소 계	S-Total	66,665	2,129,082	3,120,268	135,951,764	104,992,655
	-입원	I.P	18,686	494,963	777,156	80,876,778	65,189,221
	-외래	O.P	66,225	1,634,119	2,343,112	55,074,986	39,803,434
	약 국	P	63,675	899,652	14,415,039	33,943,673	24,768,921
영 암 군 Yeongam-gun	합 계	Total	53,389	1,603,867	12,359,872	121,540,949	92,440,687
	소 계	S-Total	53,352	1,603,809	2,333,506	97,600,721	75,021,107
	-입원	I.P	12,233	348,297	495,896	54,162,075	43,293,417
	-외래	O.P	53,008	1,255,512	1,837,610	43,438,647	31,727,691
	약 국	P	50,789	676,921	10,026,366	23,940,228	17,419,579
무 안 군 Muan-gun	합 계	Total	76,598	2,231,471	16,454,169	163,086,461	124,002,555
	소 계	S-Total	76,543	2,231,346	3,331,998	130,762,995	100,401,747
	-입원	I.P	17,078	476,909	663,368	72,278,249	58,014,997
	-외래	O.P	76,074	1,754,437	2,668,630	58,484,746	42,386,751
	약 국	P	72,822	916,818	13,122,171	32,323,466	23,600,808
함 평 군 Hampyeong-gun	합 계	Total	30,824	1,050,729	8,900,614	84,281,927	64,021,791
	소 계	S-Total	30,794	1,050,691	1,742,840	66,568,351	51,136,434
	-입원	I.P	7,358	256,316	351,068	38,756,004	30,778,795
	-외래	O.P	30,504	794,375	1,391,772	27,812,348	20,357,639
	약 국	P	29,141	398,114	7,157,774	17,713,576	12,885,357
영 광 군 Yeonggwang-gun	합 계	Total	49,634	1,764,107	13,206,383	133,043,503	101,317,035
	소 계	S-Total	49,592	1,764,002	2,666,937	106,321,477	81,659,885
	-입원	I.P	12,971	367,205	541,522	59,618,060	47,779,271
	-외래	O.P	49,296	1,396,797	2,125,415	46,703,417	33,880,615
	약 국	P	47,181	674,715	10,539,446	26,722,026	19,657,150
장 성 군 Jangseong-gun	합 계	Total	42,625	1,321,618	10,580,029	103,237,689	78,681,066
	소 계	S-Total	42,593	1,321,510	1,899,113	81,979,781	63,177,213
	-입원	I.P	10,418	335,950	452,515	47,160,885	37,645,404
	-외래	O.P	42,240	985,560	1,446,598	34,818,896	25,531,808
	약 국	P	40,378	562,444	8,680,916	21,257,908	15,503,853
완 도 군 Wando-gun	합 계	Total	48,251	1,557,554	13,323,682	120,549,334	91,945,028
	소 계	S-Total	48,210	1,557,480	2,665,172	95,667,084	73,785,289
	-입원	I.P	11,836	311,778	489,170	52,659,860	42,306,070
	-외래	O.P	47,936	1,245,702	2,176,002	43,007,225	31,479,219
	약 국	P	46,068	620,210	10,658,510	24,882,249	18,159,739
진 도 군 Jindo-gun	합 계	Total	28,543	945,748	8,440,778	74,810,457	56,906,559
	소 계	S-Total	28,513	945,683	1,430,252	57,500,010	44,346,331
	-입원	I.P	6,784	194,672	291,173	32,661,065	26,213,173
	-외래	O.P	28,311	751,011	1,139,079	24,838,945	18,133,157
	약 국	P	27,269	404,350	7,010,526	17,310,446	12,560,228
신 안 군 Sinan-gun	합 계	Total	38,205	1,295,317	11,184,183	107,250,377	81,656,995
	소 계	S-Total	38,173	1,295,218	2,338,340	85,987,599	66,188,420
	-입원	I.P	10,255	323,118	474,924	51,554,171	41,268,940
	-외래	O.P	37,868	972,100	1,863,416	34,433,428	24,919,480
	약 국	P	35,901	468,454	8,845,843	21,262,778	15,468,574

Note : 1) Based on the Treatment Month 2) Based on the resident place
3) Rounding error can exist
4) The visit days to drug store with prescription are excluded from the Total

제Ⅲ-2표

Table Ⅲ-2

시·군·구별 급여형태별

Service Benefits by District

구 분 Division				진료실인원 Patients	내원일수 Visits	급여일수 Reimbursed Days	진료비 (천원) Medical Expense (1,000won)	급여비 (천원) Benefit (1,000won)
경 북 Gyeongbuk	합 소 -입 -외 약	계 계 원 래 국	Total	2,478,405	58,863,027	518,799,569	4,521,350,387	3,418,130,227
			S-T	2,475,884	58,785,945	91,172,109	3,558,257,481	2,720,895,632
			I.P	417,049	10,157,965	14,575,347	1,824,747,893	1,478,927,330
			O.P	2,461,647	48,627,980	76,596,762	1,733,509,588	1,241,968,302
			P	2,346,869	28,270,849	427,627,460	963,092,906	697,234,596
포 항 시 남 구 Nam-gu	합 소 -입 -외 약	계 계 원 래 국	Total	220,832	4,986,365	41,641,009	383,503,190	289,260,100
			S-Total	220,726	4,985,862	6,954,776	305,134,491	232,490,197
			I.P	37,748	829,565	1,219,759	156,298,222	126,661,774
			O.P	219,458	4,156,297	5,735,017	148,836,269	105,828,423
			P	208,886	2,465,405	34,686,233	78,368,699	56,769,903
포 항 시 북 구 Buk-gu	합 소 -입 -외 약	계 계 원 래 국	Total	248,474	5,505,847	45,945,338	423,387,578	319,397,452
			S-Total	248,351	5,505,471	7,603,005	340,316,455	259,203,315
			I.P	41,151	999,924	1,399,087	176,643,748	142,952,343
			O.P	246,718	4,505,547	6,203,918	163,672,707	116,250,972
			P	235,205	2,657,584	38,342,333	83,071,123	60,194,137
경 주 시 Gyeongju-si	합 소 -입 -외 약	계 계 원 래 국	Total	240,598	6,035,643	50,505,624	457,332,222	346,336,841
			S-Total	240,410	6,034,227	8,214,222	360,396,102	276,209,976
			I.P	40,190	1,175,405	1,548,316	193,426,580	156,196,717
			O.P	238,610	4,858,822	6,665,906	166,969,522	120,013,259
			P	227,896	2,774,871	42,291,402	96,936,121	70,126,865
김 천 시 Gimcheon-si	합 소 -입 -외 약	계 계 원 래 국	Total	129,870	2,991,271	28,462,605	248,004,616	187,008,629
			S-Total	129,519	2,976,017	4,710,077	193,711,803	147,911,474
			I.P	23,894	517,090	766,976	100,326,586	81,780,311
			O.P	128,876	2,458,927	3,943,101	93,385,217	66,131,163
			P	123,000	1,448,074	23,752,528	54,292,813	39,097,155
안 동 시 Andong-si	합 소 -입 -외 약	계 계 원 래 국	Total	147,456	3,538,131	31,635,893	286,110,954	216,653,990
			S-Total	147,289	3,537,646	5,542,210	226,368,631	173,392,215
			I.P	26,187	765,785	1,085,093	125,402,179	101,217,424
			O.P	146,037	2,771,861	4,457,117	100,966,452	72,174,790
			P	138,042	1,566,724	26,093,683	59,742,323	43,261,775
구 미 시 Gumi-si	합 소 -입 -외 약	계 계 원 래 국	Total	393,421	7,416,859	59,755,482	510,034,855	383,645,535
			S-Total	393,194	7,415,727	10,578,171	399,531,265	303,903,452
			I.P	57,406	841,453	1,308,478	174,192,953	143,126,031
			O.P	392,098	6,574,274	9,269,693	225,338,312	160,777,422
			P	373,493	3,969,160	49,177,311	110,503,590	79,742,082
영 주 시 Yeongju-si	합 소 -입 -외 약	계 계 원 래 국	Total	96,951	2,359,894	21,543,504	188,866,040	142,650,179
			S-Total	96,781	2,353,520	3,855,849	148,177,611	113,260,059
			I.P	16,471	458,963	668,635	79,544,557	64,221,773
			O.P	96,186	1,894,557	3,187,214	68,633,054	49,038,286
			P	91,611	1,096,075	17,687,655	40,688,429	29,390,120
영 천 시 Yeongcheon-si	합 소 -입 -외 약	계 계 원 래 국	Total	94,096	2,699,730	24,011,519	197,799,499	150,008,119
			S-Total	93,980	2,694,873	4,354,809	153,958,651	118,115,690
			I.P	15,242	430,936	587,986	75,918,160	61,168,994
			O.P	93,454	2,263,937	3,766,823	78,040,492	56,946,696
			P	89,821	1,315,634	19,656,710	43,840,848	31,892,430
상 주 시 Sangju-si	합 소 -입 -외 약	계 계 원 래 국	Total	92,754	2,474,436	24,284,595	208,808,568	157,750,739
			S-Total	92,619	2,464,869	4,056,443	164,376,239	125,769,504
			I.P	17,565	445,970	668,826	88,782,316	71,949,638
			O.P	92,111	2,018,899	3,387,617	75,593,923	53,819,867
			P	87,810	1,163,587	20,228,152	44,432,329	31,981,235
문 경 시 Mungyeong-si	합 소 -입 -외 약	계 계 원 래 국	Total	66,319	1,809,822	16,781,674	135,479,108	102,328,965
			S-Total	66,236	1,802,232	2,855,933	104,292,926	79,736,511
			I.P	11,047	267,439	443,336	52,298,483	42,362,989
			O.P	65,905	1,534,793	2,412,597	51,994,443	37,373,523
			P	63,237	921,077	13,925,741	31,186,182	22,592,454
경 산 시 Gyeongsan-si	합 소 -입 -외 약	계 계 원 래 국	Total	243,552	5,606,969	46,756,670	393,004,863	296,539,895
			S-Total	243,226	5,593,706	8,012,017	305,986,713	233,371,878
			I.P	34,675	730,336	1,058,039	135,446,619	110,634,227
			O.P	242,235	4,863,370	6,953,978	170,540,094	122,737,650
			P	231,925	2,902,292	38,744,653	87,018,150	63,168,017

주 : 1) 수진기준 2) 연도말 주민등록 주소지 기준

3) 반올림 관계로 합계와 내용의 합이 다를 수 있음

4) 약국의 처방조제 내원일수는 합계의 내원일수에서 제외함

요양급여실적(총계) <계속> and Benefit Type (Total) <Cont'd>

(단위 : 명, 일)
Unit : Person, Day

구 분 Division			진료실인원 Patients	내원일수 Visits	급여일수 Reimbursed Days	진료비 (천원) Medical Expense (1,000won)	급여비 (천원) Benefit (1,000won)
군 위 군 Gunwi-gun	합 계	Total	22,402	661,134	6,753,115	54,995,130	41,631,526
	소 계	S-Total	22,368	658,812	1,824,135	44,341,609	33,944,877
	-입원	I.P	4,214	128,760	177,990	23,203,972	18,669,902
	-외래	O.P	22,219	530,052	1,646,145	21,137,637	15,274,975
	약 국	P	20,792	247,413	4,928,980	10,653,521	7,686,649
의 성 군 Uiseong-gun	합 계	Total	49,040	1,551,448	14,952,983	128,833,900	97,484,467
	소 계	S-Total	49,007	1,551,236	2,607,598	100,781,145	77,209,274
	-입원	I.P	11,264	392,308	530,626	59,241,263	47,224,900
	-외래	O.P	48,529	1,158,928	2,076,972	41,539,883	29,984,374
	약 국	P	46,443	650,805	12,345,385	28,052,755	20,275,193
청 송 군 Cheongsong-gun	합 계	Total	23,496	607,579	6,724,455	56,621,956	43,007,564
	소 계	S-Total	23,478	607,409	1,255,309	44,142,263	33,931,375
	-입원	I.P	4,798	140,263	205,574	25,448,990	20,494,626
	-외래	O.P	23,298	467,146	1,049,735	18,693,274	13,436,750
	약 국	P	21,905	249,659	5,469,146	12,479,693	9,076,189
영 양 군 Yeongyang-gun	합 계	Total	15,441	375,879	4,156,287	35,753,384	27,063,344
	소 계	S-Total	15,412	374,551	884,134	27,918,047	21,376,703
	-입원	I.P	3,620	89,770	135,515	16,331,411	13,198,235
	-외래	O.P	15,291	284,781	748,619	11,586,636	8,178,468
	약 국	P	14,495	150,785	3,272,153	7,835,337	5,686,641
영 덕 군 Yeongdeok-gun	합 계	Total	34,884	1,108,742	10,677,440	91,621,838	69,975,780
	소 계	S-Total	34,851	1,108,684	2,323,692	72,631,399	56,117,929
	-입원	I.P	7,579	239,554	336,962	41,999,445	33,842,574
	-외래	O.P	34,502	869,130	1,986,730	30,631,954	22,275,355
	약 국	P	33,140	465,010	8,353,748	18,990,439	13,857,851
청 도 군 Cheongdo-gun	합 계	Total	40,250	1,311,172	12,097,304	104,170,209	79,125,986
	소 계	S-Total	40,224	1,310,991	2,067,040	80,656,928	61,990,647
	-입원	I.P	8,187	262,727	356,035	43,276,216	34,770,116
	-외래	O.P	39,918	1,048,264	1,711,005	37,380,712	27,220,531
	약 국	P	38,371	574,569	10,030,264	23,513,282	17,135,340
고 령 군 Goryeong-gun	합 계	Total	31,442	845,303	8,319,293	68,281,834	51,941,120
	소 계	S-Total	31,432	845,159	1,581,380	53,003,057	40,820,050
	-입원	I.P	5,857	154,357	217,803	27,851,057	22,674,164
	-외래	O.P	31,242	690,802	1,363,577	25,152,000	18,145,886
	약 국	P	29,914	388,005	6,737,913	15,278,777	11,121,070
성 주 군 Seongju-gun	합 계	Total	42,170	1,218,753	10,849,986	94,196,563	70,926,381
	소 계	S-Total	42,129	1,218,659	1,952,610	75,065,709	57,134,868
	-입원	I.P	7,742	251,362	331,232	40,145,841	32,143,752
	-외래	O.P	41,749	967,297	1,621,378	34,919,867	24,991,116
	약 국	P	39,804	530,705	8,897,376	19,130,854	13,791,513
칠 곡 군 Chilgok-gun	합 계	Total	110,824	2,342,336	20,212,278	169,037,280	127,781,870
	소 계	S-Total	110,764	2,342,072	3,455,479	131,184,302	100,393,448
	-입원	I.P	16,896	314,838	461,698	61,686,252	50,499,340
	-외래	O.P	110,354	2,027,234	2,993,781	69,498,049	49,894,108
	약 국	P	105,418	1,252,540	16,756,799	37,852,978	27,388,422
예 천 군 Yecheon-gun	합 계	Total	49,462	1,351,823	12,016,520	108,031,222	82,166,211
	소 계	S-Total	49,421	1,351,250	2,114,623	85,702,686	65,968,903
	-입원	I.P	9,616	285,011	416,081	48,605,158	39,203,291
	-외래	O.P	48,981	1,066,239	1,698,542	37,097,528	26,765,611
	약 국	P	46,676	587,209	9,901,897	22,328,536	16,197,309
봉 화 군 Bonghwa-gun	합 계	Total	29,826	789,506	7,949,231	51,602,725	41,432,659
	소 계	S-Total	29,803	789,046	1,690,104	53,910,138	41,432,659
	-입원	I.P	6,495	188,565	280,534	31,109,201	25,057,715
	-외래	O.P	29,548	600,481	1,409,570	22,800,936	16,374,944
	약 국	P	28,121	344,962	6,259,127	14,105,628	10,170,065
울 진 군 Uljin-gun	합 계	Total	45,691	1,079,433	10,681,383	93,313,953	71,737,125
	소 계	S-Total	45,644	1,079,045	1,644,374	72,919,774	56,849,732
	-입원	I.P	7,712	209,694	309,844	40,735,850	33,417,716
	-외래	O.P	45,355	869,351	1,334,530	32,183,924	23,432,016
	약 국	P	43,150	494,317	9,037,009	20,394,179	14,887,393

Note : 1) Based on the Treatment Month 2) Based on the resident place
3) Rounding error can exist
4) The visit days to drug store with prescription are excluded from the Total

제Ⅲ-2표

Table Ⅲ-2

시·군·구별 급여형태별

Service Benefits by District

구 분 Division			진료실인원 Patients	내원일수 Visits	급여일수 Reimbursed Days	진료비 (천원) Medical Expense (1,000won)	급여비 (천원) Benefit (1,000won)
울릉군 Ulleung-gun	합계	Total	9,154	194,952	2,085,381	16,145,859	12,105,686
	소계	S-Total	9,020	184,881	1,034,119	13,749,539	10,360,895
	-입원	I.P	1,493	37,890	60,922	6,832,834	5,458,776
	-외래	O.P	8,973	146,991	973,197	6,916,705	4,902,119
	약국	P	7,714	54,387	1,051,262	2,396,320	1,744,791
경남 Gyeongnam	합계	Total	3,155,793	73,791,206	578,832,471	5,486,150,933	4,147,946,687
	소계	S-T	3,152,803	73,712,600	110,683,788	4,408,185,872	3,368,075,761
	-입원	I.P	593,274	14,189,236	20,200,752	2,348,133,101	1,898,291,961
	-외래	O.P	3,132,865	59,523,364	90,483,036	2,060,052,772	1,469,783,801
	약국	P	2,990,890	34,045,740	468,148,683	1,077,965,060	779,870,925
창원시 의창구 Uichang-gu	합계	Total	235,712	4,970,490	38,444,238	363,196,639	273,449,001
	소계	S-Total	235,576	4,969,190	6,860,497	291,227,130	221,428,451
	-입원	I.P	38,782	906,683	1,250,628	150,042,561	121,157,997
	-외래	O.P	234,168	4,062,507	5,609,869	141,184,568	100,270,453
	약국	P	223,306	2,373,253	31,583,741	71,969,509	52,020,551
창원시 성산구 Seongsan-gu	합계	Total	216,347	4,094,868	30,335,099	289,083,531	215,410,807
	소계	S-Total	216,248	4,094,138	5,710,621	232,742,216	174,879,737
	-입원	I.P	33,501	630,602	913,105	113,681,808	92,037,618
	-외래	O.P	215,262	3,463,536	4,797,516	119,060,408	82,842,119
	약국	P	204,580	1,994,282	24,624,478	56,341,316	40,531,070
마산합포구 Masanhappo-gu	합계	Total	165,657	4,132,448	33,125,796	322,387,758	245,019,513
	소계	S-Total	165,582	4,131,908	6,177,682	261,817,557	201,137,919
	-입원	I.P	31,699	910,544	1,242,471	145,678,062	117,581,702
	-외래	O.P	164,318	3,221,364	4,935,211	116,139,494	83,556,216
	약국	P	156,594	1,826,257	26,948,114	60,570,201	43,881,594
마산회원구 Masanoewon-gu	합계	Total	184,190	4,213,626	33,855,654	318,513,694	241,712,099
	소계	S-Total	184,079	4,212,536	5,852,540	254,883,463	195,697,407
	-입원	I.P	32,065	808,038	1,119,187	134,351,911	108,882,583
	-외래	O.P	182,937	3,404,498	4,733,353	120,531,552	86,814,824
	약국	P	174,871	1,992,459	28,003,114	63,630,231	46,014,692
창원시 진해구 Jinhae-gu	합계	Total	181,931	4,023,143	30,058,629	286,560,265	217,021,533
	소계	S-Total	181,847	4,022,428	5,728,486	229,684,091	175,875,307
	-입원	I.P	33,476	735,595	1,058,779	120,568,224	98,260,651
	-외래	O.P	180,726	3,286,833	4,669,707	109,115,867	77,614,656
	약국	P	172,925	1,930,405	24,330,143	56,876,175	41,146,226
진주시 Jinju-si	합계	Total	319,315	6,757,735	55,672,660	501,933,579	379,331,167
	소계	S-Total	319,163	6,757,235	9,053,466	399,841,268	305,363,148
	-입원	I.P	52,700	1,068,880	1,627,156	197,373,554	160,767,453
	-외래	O.P	317,584	5,688,355	7,426,310	202,467,715	144,595,695
	약국	P	301,078	3,242,675	46,619,194	102,092,310	73,968,019
통영시 Tongyeong-si	합계	Total	123,951	3,264,310	24,344,587	233,684,293	178,121,445
	소계	S-Total	123,886	3,264,006	4,326,530	185,263,680	142,910,433
	-입원	I.P	25,749	600,411	907,866	98,311,877	79,787,428
	-외래	O.P	123,245	2,663,595	3,418,664	86,951,803	63,123,005
	약국	P	118,303	1,503,033	20,018,057	48,420,613	35,211,012
사천시 Sacheon-si	합계	Total	105,244	2,599,229	20,617,837	193,965,314	147,056,954
	소계	S-Total	105,165	2,599,013	3,609,596	153,884,377	118,018,080
	-입원	I.P	21,731	482,390	720,145	81,042,138	65,573,729
	-외래	O.P	104,526	2,116,623	2,889,451	72,842,239	52,444,351
	약국	P	99,528	1,180,566	17,008,241	40,080,937	29,038,874

주: 1) 수진기준 2) 연도말 주민등록 주소지 기준

3) 반올림 관계로 합계와 내용의 합이 다를 수 있음

4) 약국의 처방조제 내원일수는 합계의 내원일수에서 제외함

요양급여실적(총계) <계속> and Benefit Type (Total) <Cont'd>

(단위 : 명, 일)
Unit : Person, Day

구 분 Division			진료실인원 Patients	내원일수 Visits	급여일수 Reimbursed Days	진료비 (천원) Medical Expense (1,000won)	급여비 (천원) Benefit (1,000won)
김 해 시 Gimhae-si	합 계	Total	505,634	10,971,688	78,727,417	794,206,732	596,037,195
	소 계	S-Total	504,486	10,926,647	15,101,058	643,570,520	487,578,895
	-입원	I.P	101,699	2,166,435	3,115,763	348,587,751	281,179,964
	-외래	O.P	501,446	8,760,212	11,985,295	294,982,770	206,398,931
	약국	P	480,119	5,156,915	63,626,359	150,636,212	108,458,300
밀 양 시 Miryang-si	합 계	Total	98,023	2,703,180	23,403,288	217,476,445	165,189,488
	소 계	S-Total	97,915	2,702,650	4,717,467	174,637,290	134,059,986
	-입원	I.P	23,253	639,631	889,448	101,294,212	81,486,669
	-외래	O.P	97,063	2,063,019	3,828,019	73,343,078	52,573,317
	약국	P	92,703	1,174,952	18,685,821	42,839,155	31,129,502
거 제 시 Geoje-si	합 계	Total	238,269	4,927,508	36,216,463	358,056,244	270,085,055
	소 계	S-Total	238,181	4,927,093	7,819,486	292,725,354	222,974,422
	-입원	I.P	45,809	894,387	1,333,873	155,390,353	126,645,807
	-외래	O.P	237,088	4,032,706	6,485,613	137,335,001	96,328,615
	약국	P	225,078	2,326,283	28,396,977	65,330,890	47,110,633
양 산 시 Yangsang-si	합 계	Total	326,993	7,379,554	56,388,555	531,559,368	402,103,439
	소 계	S-Total	326,780	7,378,207	10,469,802	424,613,873	324,768,853
	-입원	I.P	53,872	1,211,530	1,724,985	209,206,883	170,761,392
	-외래	O.P	324,971	6,166,677	8,744,817	215,406,990	154,007,461
	약국	P	311,681	3,662,886	45,918,753	106,945,496	77,334,586
의 령 군 Uiryeong-gun	합 계	Total	25,799	957,483	7,512,496	70,747,070	53,747,649
	소 계	S-Total	25,765	956,826	1,770,523	57,774,163	44,326,733
	-입원	I.P	5,948	260,864	330,730	35,757,214	28,213,001
	-외래	O.P	25,365	695,962	1,439,793	22,016,949	16,113,733
	약국	P	24,325	358,283	5,741,973	12,972,908	9,420,916
함 안 군 Haman-gun	합 계	Total	64,438	1,649,859	13,847,058	129,924,117	98,671,312
	소 계	S-Total	64,317	1,645,221	2,694,630	104,067,098	79,993,962
	-입원	I.P	12,384	388,632	516,198	60,399,018	48,448,949
	-외래	O.P	63,710	1,256,589	2,178,432	43,668,080	31,545,012
	약국	P	61,095	726,707	11,152,428	25,857,019	18,677,350
창 녕 군 Changnyeong-gun	합 계	Total	59,968	1,834,746	15,922,761	141,401,903	107,258,777
	소 계	S-Total	59,711	1,816,703	3,689,521	113,404,384	86,954,994
	-입원	I.P	13,152	450,781	588,855	64,021,065	51,197,710
	-외래	O.P	59,050	1,365,922	3,100,666	49,383,318	35,757,284
	약국	P	56,705	752,400	12,233,240	27,997,519	20,303,783
고 성 군 Goseong-gun	합 계	Total	49,502	1,492,054	12,392,165	120,172,125	91,120,849
	소 계	S-Total	49,460	1,491,942	2,761,058	97,719,704	74,855,247
	-입원	I.P	11,880	372,234	511,077	56,312,671	44,979,549
	-외래	O.P	48,974	1,119,708	2,249,981	41,407,032	29,875,697
	약국	P	46,918	606,959	9,631,107	22,452,421	16,265,603
남 해 군 Namhae-gun	합 계	Total	40,911	1,450,944	11,941,077	111,310,545	84,998,319
	소 계	S-Total	40,881	1,450,844	2,676,607	89,375,859	69,031,407
	-입원	I.P	9,990	338,374	471,503	52,573,859	41,895,880
	-외래	O.P	40,411	1,112,470	2,205,104	36,802,000	27,135,527
	약국	P	38,883	550,122	9,264,470	21,934,686	15,966,912
하 동 군 Hadong-gun	합 계	Total	43,469	1,331,614	11,521,686	103,038,065	78,057,162
	소 계	S-Total	43,444	1,331,500	2,688,395	83,414,537	63,870,381
	-입원	I.P	10,237	280,153	409,342	46,753,411	37,204,165
	-외래	O.P	43,057	1,051,347	2,279,053	36,661,126	26,666,216
	약국	P	40,771	516,604	8,833,291	19,623,528	14,186,781

Note : 1) Based on the Treatment Month 2) Based on the resident place
3) Rounding error can exist
4) The visit days to drug store with prescription are excluded from the Total

제Ⅲ-2표
Table Ⅲ-2

시·군·구별 급여형태별
Service Benefits by District

구 분 Division			진료실인원 Patients	내원일수 Visits	급여일수 Reimbursed Days	진료비 (천원) Medical Expense (1,000won)	급여비 (천원) Benefit (1,000won)
산 청 군 Sancheong-gun	합 계	Total	33,227	1,029,053	8,723,360	80,889,213	61,678,378
	소 계	S-Total	33,204	1,028,300	1,694,585	65,101,230	50,167,044
	-입 원	I.P	7,287	222,846	322,064	37,509,572	30,038,220
	-외 래	O.P	32,892	805,454	1,372,521	27,591,659	20,128,824
	약 국	P	31,251	387,976	7,028,775	15,787,983	11,511,334
함 양 군 Hamyang-gun	합 계	Total	37,046	1,150,998	9,788,278	87,447,046	66,837,057
	소 계	S-Total	37,024	1,150,330	1,799,832	69,548,551	53,780,480
	-입 원	I.P	8,262	201,533	300,776	37,373,879	30,209,597
	-외 래	O.P	36,793	948,797	1,499,056	32,174,672	23,570,883
	약 국	P	35,269	544,654	7,988,446	17,898,495	13,056,578
거 창 군 Geochang-gun	합 계	Total	57,827	1,509,696	13,427,790	120,880,626	91,817,047
	소 계	S-Total	57,794	1,509,297	2,781,019	95,686,719	73,501,272
	-입 원	I.P	10,584	290,048	406,647	50,825,334	41,258,900
	-외 래	O.P	57,453	1,219,249	2,374,372	44,861,385	32,242,372
	약 국	P	54,914	682,461	10,646,771	25,193,906	18,315,776
합 천 군 Hapcheon-gun	합 계	Total	42,340	1,346,980	12,565,577	109,716,361	83,222,442
	소 계	S-Total	42,295	1,346,586	2,700,387	87,202,811	66,901,605
	-입 원	I.P	9,214	328,645	440,154	51,077,745	40,722,999
	-외 래	O.P	41,826	1,017,941	2,260,233	36,125,066	26,178,606
	약 국	P	39,993	555,608	9,865,190	22,513,551	16,320,837

주 : 1) 수진기준 2) 연도말 주민등록 주소지 기준
3) 반올림 관계로 합계와 내용의 합이 다를 수 있음
4) 약국의 처방조제 내원일수는 합계의 내원일수에서 제외함

요양급여실적(총계) <계속>

and Benefit Type (Total) <Cont'd>

(단위 : 명, 일)
Unit : Person, Day

구 분 Division					진료실인원 Patients	내원일수 Visits	급여일수 Reimbursed Days	진료비 (천원) Medical Expense (1,000won)	급여비 (천원) Benefit (1,000won)
제 주 합 계 Total Jeju S.T					619,213	14,102,851	114,470,784	971,461,540	738,560,703
					618,766	14,100,065	19,297,495	761,635,448	585,931,355
					-입 원 I.P	92,807	1,341,070	2,226,207	265,942,504
					-외 래 O.P	617,056	12,758,995	17,071,288	319,988,851
					약 국 P	587,820	6,711,250	95,173,289	152,629,348
제 주 시 합 계 Total Jeju-si S-Total					450,930	9,812,188	79,680,129	674,348,169	512,124,952
					450,610	9,811,647	13,441,324	528,298,134	406,012,572
					-입 원 I.P	66,056	935,982	1,545,972	182,775,385
					-외 래 O.P	449,360	8,875,665	11,895,352	223,237,187
					약 국 P	427,643	4,753,376	66,238,805	106,112,380
서 귀 포 시 합 계 Total Seogwipo-si S-Total					168,283	4,290,663	34,790,655	297,113,371	226,435,750
					168,156	4,288,418	5,856,171	233,337,314	179,918,783
					-입 원 I.P	26,751	405,088	680,235	100,520,068
					-외 래 O.P	167,696	3,883,330	5,175,936	96,751,664
					약 국 P	160,177	1,957,874	28,934,484	46,516,968

Note : 1) Based on the Treatment Month 2) Based on the resident place
3) Rounding error can exist
4) The visit days to drug store with prescription are excluded from the Total

제Ⅲ-3표
Table Ⅲ-3

시도별 현금
Cash Benefits

구 분 Division	계 Total		요 양 비 Medical care costs		장 제 비 Funeral allowances	
	건 수 Cases	금 액 Benefits	건 수 Cases	금 액 Benefits	건 수 Cases	금 액 Benefits
계	2,086,544	1,528,457,221	791,250	100,389,220	-	-
서 울 Seoul	349,953	236,485,227	154,520	19,066,618	-	-
부 산 Busan	176,786	142,600,244	54,880	7,287,388	-	-
대 구 Daegu	99,126	75,772,092	36,040	4,434,790	-	-
인 천 Incheon	115,021	80,738,226	45,672	5,573,904	-	-
광 주 Gwangju	52,946	48,948,028	13,852	2,470,987	-	-
대 전 Daejeon	52,528	38,814,841	22,191	2,743,677	-	-
울 산 Ulsan	46,244	32,347,554	18,081	2,086,212	-	-
세 종 Sejong	8,566	6,054,362	3,887	496,341	-	-
경 기 Gyeonggi	451,394	303,973,371	203,551	24,939,998	-	-
강 원 Gangwon	71,544	42,991,204	33,480	3,824,082	-	-
충 북 Chungbuk	65,258	45,626,459	26,379	3,465,685	-	-
충 남 Chungnam	98,048	71,555,598	37,005	4,469,075	-	-
전 북 Jeonbuk	96,976	75,227,098	30,405	3,910,413	-	-
전 남 Jeonnam	102,718	87,206,030	23,698	3,734,936	-	-
경 북 Gyeongbuk	134,941	102,405,215	41,748	5,378,233	-	-
경 남 Gyeongnam	141,968	120,140,583	38,288	5,516,947	-	-
제 주 Jeju	22,527	17,571,090	7,573	989,934	-	-

주 : 1) 지급기준 2) 반올림 관계로 총계와 내용의 합이 다를 수 있음
3) 분만비는 요양비에 포함
4) 임신·출산 진료비는 2008.12.15 신설(예탁금 형식으로 "건수" 불가)

급여 실적

by Province

(단위 : 건, 천원)
Unit : Case, KRW 1,000

본인부담액보상금 Compensation reimbursement		장애인 보장구 Benefits for the appliances of the disabled		본인부담액상한제 사후환급 Reimbursement in the co-payment ceiling system		임신·출산 진료비 Prenatal care costs
건 수 Cases	금 액 Benefits	건 수 Cases	금 액 Benefits	건 수 Cases	금 액 Benefits	금 액 Benefits
-	-	137,685	119,224,002	1,157,609	1,120,055,969	188,788,030
-	-	24,936	18,620,034	170,497	158,691,503	40,107,073
-	-	8,438	7,306,855	113,468	115,506,602	12,499,399
-	-	8,106	7,467,264	54,980	53,150,664	10,719,373
-	-	6,730	6,403,072	62,619	59,148,916	9,612,335
-	-	2,848	2,485,077	36,246	36,406,563	7,585,402
-	-	4,378	3,483,942	25,959	25,366,137	7,221,085
-	-	2,356	1,971,402	25,807	23,726,330	4,563,611
-	-	624	505,573	4,055	4,094,810	957,638
-	-	25,684	21,446,678	222,159	208,773,065	48,813,630
-	-	3,743	3,430,573	34,321	30,952,803	4,783,746
-	-	4,236	4,007,816	34,643	32,825,689	5,327,269
-	-	8,034	7,837,533	53,009	52,171,265	7,077,725
-	-	7,374	6,564,337	59,197	59,286,771	5,465,577
-	-	7,745	6,632,505	71,275	72,534,962	4,303,627
-	-	12,018	11,449,812	81,175	78,991,864	6,585,306
-	-	8,765	8,040,447	94,915	96,046,155	10,537,034
-	-	1,670	1,571,082	13,284	12,381,872	2,628,201

Note : 1) Based on the payment month 2) Rounding error can exist

3) The Medical care costs includes Maternity expenses

4) Prenatal care costs has been added in benefits owing to the creation of prenatal benefit program on December

제Ⅲ-4표
Table Ⅲ-4

요양기관종별 진료형태별
Service Benefits by Type of

구 분 Division				진료실인원 Patients	내 원 일 수 Visits	급 여 일 수 Reimbursed Days	진료비 (천원) Medical Expense (KRW 1,000)
총 계 Total		소계 입원 외래	Subtotal Inpatients Outpstients	48,178,212 7,351,564 47,988,501	1,051,642,934 146,084,399 905,558,535	9,022,983,565 219,034,314 8,803,949,251	77,910,431,691 28,860,601,149 49,049,830,542
의 료 기 관 Medical Care Insti- tutions	소 계 Subtotal	소계 입원 외래	Subtotal Inpatients Outpstients	48,128,786 7,351,564 47,935,786	1,050,494,672 146,084,399 904,410,273	1,549,439,445 219,034,314 1,330,405,131	61,364,076,319 28,860,601,149 32,503,475,170
	상 급 총 합 병 원 Tertiary hospital	소계	Subtotal	7,425,399	55,838,971	130,684,605	13,471,547,567
		입원	Inpatients	1,605,705	15,557,132	37,534,105	8,706,737,276
		외래	Outpstients	7,201,205	40,281,839	93,150,500	4,764,810,291
	중 합 병 원 General hospital	소계	Subtotal	13,459,512	95,031,804	228,537,460	12,915,564,666
		입원	Inpatients	2,859,202	27,362,227	54,354,935	8,557,061,153
		외래	Outpstients	12,974,777	67,669,577	174,182,525	4,358,503,513
	병 원 Hospital	소계	Subtotal	13,919,805	95,963,258	153,016,054	7,063,760,688
		입원	Inpatients	2,318,451	29,335,813	49,100,365	4,573,013,374
		외래	Outpstients	13,637,134	66,627,445	103,915,689	2,490,747,314
	요 양 병 원 Healthcare institute	소계	Subtotal	849,258	66,319,781	75,461,703	5,531,282,111
		입원	Inpatients	377,538	63,369,821	64,832,045	5,404,406,190
		외래	Outpstients	517,481	2,949,960	10,629,658	126,875,921
	의 원 Clinic	소계	Subtotal	44,130,457	547,631,037	697,716,307	15,265,196,662
		입원	Inpatients	1,223,520	7,148,848	9,728,237	1,338,530,554
		외래	Outpstients	44,106,539	540,482,189	687,988,070	13,926,666,108
치 과 병 원 Dental hospital	소계	Subtotal	1,594,237	4,258,924	4,306,805	266,755,232	
	입원	Inpatients	6,144	27,096	61,417	8,864,007	
	외래	Outpstients	1,594,066	4,231,828	4,245,388	257,891,225	
치 과 의 원 Dental clinic	소계	Subtotal	21,456,567	69,629,392	69,687,970	3,952,639,335	
	입원	Inpatients	38	26	26	15,720	
	외래	Outpstients	21,456,554	69,629,366	69,687,944	3,952,623,615	
조 산 원 Midwifery clinic	소계	Subtotal	629	1,625	1,643	580,193	
	입원	Inpatients	629	1,625	1,643	580,193	
	외래	Outpstients	-	-	-	-	
보 건 기 관 Health Center	소계	Subtotal	2,004,482	11,760,542	77,344,729	163,479,518	
	입원	Inpatients	1,922	19,450	28,079	1,523,932	
	외래	Outpstients	2,004,207	11,741,092	77,316,650	161,955,586	
한 방 병 원 Oriental health hospital	소계	Subtotal	731,166	6,426,052	7,357,714	358,118,648	
	입원	Inpatients	151,483	3,088,305	3,218,217	260,586,920	
	외래	Outpstients	634,729	3,337,747	4,139,497	97,531,727	
한 의 원 Oriental health clinic	소계	Subtotal	12,021,565	97,633,286	105,324,455	2,375,151,699	
	입원	Inpatients	10,781	174,056	175,245	9,281,830	
	외래	Outpstients	12,016,608	97,459,230	105,149,210	2,365,869,869	
약 국 Pharmacy		소계	Subtotal	45,671,938	514,582,965	7,473,544,120	16,546,355,371
		처방	By Prescription	45,639,510	513,434,703	7,469,920,203	16,538,530,199
		직접	without Prescription	357,038	1,148,262	3,623,917	7,825,172

주 : 1) 수진기준

2) 반올림 관계로 총계와 내용의 합이 다를 수 있음

3) 약국의 처방조제 내원일수는 합계의 내원일수에서 제외함

요양급여실적(총계)

Provider(Total)

(단위 : 일, 원)

Unit : Day, KRW

급 여 비 (천원) Benefit (KRW 1,000)	내 원 1 일 당 Per Visit		급 여 1 일 당 Per reimbursed day	
	진 료 비 Medical Expense	급 여 비 Benefit	진 료 비 Medical Expense	급 여 비 Benefit
58,748,995,077	74,084	55,864	8,635	6,511
23,605,598,093	197,561	161,589	131,763	107,771
35,143,396,984	54,165	38,809	5,571	3,992
46,767,184,741	58,414	44,519	39,604	30,183
23,605,598,093	197,561	161,589	131,763	107,771
23,161,586,648	35,939	25,610	24,431	17,409
10,731,328,193	241,257	192,183	103,084	82,116
7,494,030,040	559,662	481,710	231,969	199,659
3,237,298,154	118,287	80,366	51,152	34,753
9,819,682,400	135,908	103,330	56,514	42,967
7,028,663,342	312,733	256,875	157,429	129,310
2,791,019,058	64,409	41,245	25,023	16,024
5,284,466,402	73,609	55,068	46,164	34,535
3,638,529,588	155,885	124,030	93,136	74,104
1,645,936,813	37,383	24,704	23,969	15,839
4,225,731,741	83,403	63,718	73,299	55,998
4,128,366,201	85,284	65,147	83,360	63,678
97,365,540	43,009	33,006	11,936	9,160
11,555,135,412	27,875	21,100	21,879	16,561
1,100,985,109	187,237	154,009	137,592	113,174
10,454,150,303	25,767	19,342	20,243	15,195
167,086,776	62,634	39,232	61,938	38,796
7,180,910	327,133	265,017	144,325	116,921
159,905,867	60,941	37,786	60,746	37,666
2,757,589,095	56,767	39,604	56,719	39,571
11,954	604,630	459,773	604,630	459,773
2,757,577,141	56,767	39,604	56,719	39,570
567,705	357,042	349,357	353,130	345,530
567,705	357,042	349,357	353,130	345,530
-	-	-	-	-
125,727,695	13,901	10,691	2,114	1,626
1,210,630	78,351	62,243	54,273	43,115
124,517,065	13,794	10,605	2,095	1,610
259,569,609	55,729	40,393	48,673	35,279
198,950,118	84,379	64,420	80,972	61,820
60,619,491	29,221	18,162	23,561	14,644
1,840,299,712	24,327	18,849	22,551	17,473
7,102,496	53,327	40,806	52,965	40,529
1,833,197,216	24,275	18,810	22,500	17,434
11,981,810,336	32,155	23,285	2,214	1,603
11,977,078,749	32,212	23,327	2,214	1,603
4,731,588	6,815	4,121	2,159	1,306

Note : 1) Based on the Treatment Month

2) Rounding error can exist

3) The visit days to drug store with prescription are excluded from the Total

제Ⅲ-4-1표

Table Ⅲ-4-1

요양기관종별 진료형태별

Service Benefits by Type of

구 분 Division			진료실인원 Patients	내 원 일 수 Visits	급 여 일 수 Reimbursed Days	진료비 (천원) Medical Expense (KRW 1,000)
총 계 Total			37,637,293	760,601,716	6,422,307,908	54,633,603,362
			5,284,673	96,070,746	145,797,350	19,389,607,563
			37,495,977	664,530,970	6,276,510,558	35,243,995,799
의 료 기 관 Medical Care Insti- tutions	소 계 Subtotal	소계 Subtotal 입원 Inpatients 외래 Outpatients	37,578,327	759,863,053	1,109,177,616	42,860,810,273
			5,284,673	96,070,746	145,797,350	19,389,607,563
			37,434,160	663,792,307	963,380,266	23,471,202,709
	상 급 종 합 병 원 Tertiary hospital	소계 Subtotal 입원 Inpatients 외래 Outpatients	5,691,914	39,850,838	91,606,342	9,355,741,434
			5,524,881	29,117,577	65,581,906	3,366,158,320
			1,169,644	10,733,261	26,024,436	5,989,583,114
	중 합 병 원 General hospital	소계 Subtotal 입원 Inpatients 외래 Outpatients	10,016,286	66,278,703	160,402,853	8,719,727,816
			2,015,971	18,097,251	36,237,442	5,674,320,052
			9,664,472	48,181,452	124,165,411	3,045,407,764
	병 원 Hospital	소계 Subtotal 입원 Inpatients 외래 Outpatients	10,503,860	67,582,071	105,019,072	4,834,404,818
			1,658,564	18,396,457	31,820,625	3,022,947,677
			10,302,702	49,185,614	73,198,447	1,811,457,142
	요 양 병 원 Healthcare institute	소계 Subtotal 입원 Inpatients 외래 Outpatients	623,536	44,308,876	50,976,988	3,689,089,657
			261,331	42,197,672	43,165,553	3,599,851,696
			393,328	2,111,204	7,811,435	89,237,961
	의 원 Clinic	소계 Subtotal 입원 Inpatients 외래 Outpatients	34,321,764	403,724,973	509,168,381	11,104,700,705
			878,998	4,720,575	6,509,481	937,148,182
			34,302,249	399,004,398	502,658,900	10,167,552,523
약 국 Pharmacy	치 과 병 원 Dental hospital	소계 Subtotal 입원 Inpatients 외래 Outpatients	1,239,426	3,231,949	3,269,595	198,103,964
			4,624	18,901	44,465	6,320,405
			1,239,289	3,213,048	3,225,130	191,783,559
	치 과 의 원 Dental clinic	소계 Subtotal 입원 Inpatients 외래 Outpatients	16,429,876	51,667,570	51,711,151	2,900,658,769
			34	20	20	11,583
			16,429,865	51,667,550	51,711,131	2,900,647,186
	조 산 원 Midwifery clinic	소계 Subtotal 입원 Inpatients 외래 Outpatients	473	1,209	1,225	434,278
			473	1,209	1,225	434,278
			-	-	-	-
	보 건 기 관 Health Center	소계 Subtotal 입원 Inpatients 외래 Outpatients	1,459,706	8,445,837	55,851,649	117,553,843
			1,252	12,674	18,239	984,396
			1,459,521	8,433,163	55,833,410	116,569,448
	한 방 병 원 Oriental health hospital	소계 Subtotal 입원 Inpatients 외래 Outpatients	524,141	4,225,242	4,911,375	223,907,430
			93,981	1,799,474	1,881,902	153,026,007
			465,469	2,425,768	3,029,473	70,881,422
	한 의 원 Oriental health clinic	소계 Subtotal 입원 Inpatients 외래 Outpatients	8,950,421	70,545,785	76,258,985	1,716,487,558
			6,189	93,252	93,962	4,980,174
			8,947,679	70,452,533	76,165,023	1,711,507,384
약 국 Pharmacy			35,503,713	379,588,308	5,313,130,292	11,772,793,089
			35,480,320	378,849,645	5,310,803,244	11,767,742,963
			244,930	738,663	2,327,048	5,050,126

주 : 1) 수진기준

2) 반올림 관계로 총계와 내용의 합이 다를 수 있음

3) 약국의 처방조제 내원일수는 합계의 내원일수에서 제외함

요양급여실적(직장)

Provider(I,W.)

(단위 : 일, 원)

Unit : Day, KRW

급 여 비 (천원) Benefit (KRW 1,000)	내 원 1 일 당 Per Visit		급 여 1 일 당 Per reimbursed day	
	진 료 비 Medical Expense	급 여 비 Benefit	진 료 비 Medical Expense	급 여 비 Benefit
41,008,749,161	71,829	53,916	8,507	6,385
15,854,952,111	201,826	165,034	132,990	108,747
25,153,797,049	53,036	37,852	5,615	4,008
32,507,834,322	56,406	42,781	38,642	29,308
15,854,952,111	201,826	165,034	132,990	108,747
16,652,882,211	35,359	25,087	24,363	17,286
7,407,778,717	234,769	185,888	102,130	80,865
2,256,203,417	115,606	77,486	51,328	34,403
5,151,575,300	558,039	479,964	230,152	197,951
6,579,366,570	131,562	99,268	54,361	41,018
4,653,550,637	313,546	257,141	156,587	128,418
1,925,815,932	63,207	39,970	24,527	15,510
3,607,194,709	71,534	53,375	46,034	34,348
2,411,751,878	164,322	131,099	95,000	75,792
1,195,442,831	36,829	24,305	24,747	16,332
2,804,006,822	83,258	63,283	72,368	55,005
2,736,055,782	85,309	64,839	83,396	63,385
67,951,039	42,269	32,186	11,424	8,699
8,383,242,950	27,506	20,765	21,809	16,465
775,006,583	198,524	164,176	143,967	119,058
7,608,236,367	25,482	19,068	20,228	15,136
123,924,050	61,296	38,343	60,590	37,902
5,120,460	334,395	270,909	142,143	115,157
118,803,590	59,689	36,975	59,465	36,837
2,024,482,794	56,141	39,183	56,093	39,150
8,910	579,131	445,511	579,131	445,511
2,024,473,884	56,141	39,183	56,093	39,150
425,064	359,204	351,583	354,512	346,991
425,064	359,204	351,583	354,512	346,991
-	-	-	-	-
90,152,705	13,919	10,674	2,105	1,614
779,093	77,670	61,472	53,972	42,716
89,373,612	13,823	10,598	2,088	1,601
160,732,225	52,993	38,041	45,590	32,727
116,868,565	85,039	64,946	81,315	62,101
43,863,660	29,220	18,082	23,397	14,479
1,326,527,718	24,332	18,804	22,509	17,395
3,809,840	53,406	40,855	53,002	40,547
1,322,717,878	24,293	18,775	22,471	17,366
8,500,914,838	31,015	22,395	2,216	1,600
8,497,863,689	31,062	22,431	2,216	1,600
3,051,149	6,837	4,131	2,170	1,311

Note : 1) Based on the Treatment Month

2) Rounding error can exist

3) The visit days to drug store with prescription are excluded from the Total

제Ⅲ-4-2표

Table Ⅲ-4-2

요양기관종별 진료형태별

Service Benefits by Type of

구 분 Division			진료실인원 Patients	내 원 일 수 Visits	급 여 일 수 Reimbursed Days	진료비 (천원) Medical Expense (KRW 1,000)
총 계 Total			15,283,314	291,041,218	2,600,675,657	23,276,828,329
			2,189,104	50,013,653	73,236,964	9,470,993,585
			15,194,269	241,027,565	2,527,438,693	13,805,834,743
의 료 기 관 Medical Care Insti- tutions	소 계 Subtotal	소계 Subtotal 입원 Inpatients 외래 Outpatients	15,185,361	290,631,619	440,261,829	18,503,266,047
			2,189,104	50,013,653	73,236,964	9,470,993,585
			15,093,362	240,617,966	367,024,865	9,032,272,461
	상 급 종 합 병 원 Tertiary hospital	소계 Subtotal 입원 Inpatients 외래 Outpatients	2,140,381	16,319,943	39,895,173	4,185,824,973
			466,462	4,927,636	11,753,433	2,765,819,528
			2,069,129	11,392,307	28,141,740	1,420,005,445
	종 합 병 원 General hospital	소계 Subtotal 입원 Inpatients 외래 Outpatients	3,951,198	28,421,291	67,317,697	4,125,818,011
			862,045	9,161,211	17,873,729	2,834,075,735
			3,793,614	19,260,080	49,443,968	1,291,742,275
	병 원 Hospital	소계 Subtotal 입원 Inpatients 외래 Outpatients	3,949,078	28,053,797	46,651,376	2,202,529,851
			683,194	10,653,972	16,966,776	1,526,564,082
			3,844,720	17,399,825	29,684,600	675,965,769
	요 양 병 원 Healthcare institute	소계 Subtotal 입원 Inpatients 외래 Outpatients	287,065	22,338,295	25,830,321	1,869,018,473
			142,487	21,457,533	21,979,456	1,828,056,109
			160,752	880,762	3,850,865	40,962,364
	의 원 Clinic	소계 Subtotal 입원 Inpatients 외래 Outpatients	13,364,127	143,906,064	188,547,926	4,160,495,957
			351,199	2,428,273	3,218,756	401,382,371
			13,353,695	141,477,791	185,329,170	3,759,113,585
약 국 Pharmacy	치 과 병 원 Dental hospital	소계 Subtotal 입원 Inpatients 외래 Outpatients	386,329	1,026,975	1,037,210	68,651,267
			1,534	8,195	16,952	2,543,602
			386,278	1,018,780	1,020,258	66,107,666
	치 과 의 원 Dental clinic	소계 Subtotal 입원 Inpatients 외래 Outpatients	5,570,447	17,961,822	17,976,819	1,051,980,566
			4	6	6	4,138
			5,570,445	17,961,816	17,976,813	1,051,976,428
	조 산 원 Midwifery clinic	소계 Subtotal 입원 Inpatients 외래 Outpatients	156	416	418	145,915
			156	416	418	145,915
			-	-	-	-
	보 건 기 관 Health Center	소계 Subtotal 입원 Inpatients 외래 Outpatients	629,799	3,314,705	21,493,080	45,925,674
			677	6,776	9,840	539,536
			629,697	3,307,929	21,483,240	45,386,138
	한 방 병 원 Oriental health hospital	소계 Subtotal 입원 Inpatients 외래 Outpatients	221,280	2,200,810	2,446,339	134,211,218
			60,157	1,288,831	1,336,315	107,560,913
			180,233	911,979	1,110,024	26,650,305
	한 의 원 Oriental health clinic	소계 Subtotal 입원 Inpatients 외래 Outpatients	3,471,405	27,087,501	29,065,470	658,664,141
			4,770	80,804	81,283	4,301,656
			3,468,911	27,006,697	28,984,187	654,362,486
약 국 Pharmacy			14,057,157	134,994,657	2,160,413,828	4,773,562,282
			14,041,112	134,585,058	2,159,116,959	4,770,787,236
			124,288	409,599	1,296,869	2,775,046

주 : 1) 수진기준

2) 반올림 관계로 총계와 내용의 합이 다를 수 있음

3) 약국의 처방조제 내원일수는 합계의 내원일수에서 제외함

요양급여실적(지역)

Provider(S.E.)

(단위 : 일, 원)

Unit : Day, KRW

급 여 비 (천원) Benefit (KRW 1,000)	내 원 1 일 당 Per Visit		급 여 1 일 당 Per reimbursed day	
	진 료 비 Medical Expense	급 여 비 Benefit	진 료 비 Medical Expense	급 여 비 Benefit
17,740,245,917	79,978	60,954	8,950	6,821
7,750,645,982	189,368	154,971	129,320	105,830
9,989,599,935	57,279	41,446	5,462	3,952
14,259,350,419	63,666	49,063	42,028	32,388
7,750,645,982	189,368	154,971	129,320	105,830
6,508,704,437	37,538	27,050	24,609	17,734
3,381,413,628	256,485	207,195	104,921	84,757
2,384,300,588	561,287	483,863	235,320	202,860
997,113,039	124,646	87,525	50,459	35,432
3,182,451,679	145,166	111,974	61,289	47,275
2,333,266,856	309,356	254,690	158,561	130,542
849,184,823	67,068	44,090	26,125	17,175
1,656,250,518	78,511	59,038	47,213	35,503
1,208,247,184	143,286	113,408	89,974	71,213
448,003,334	38,849	25,748	22,772	15,092
1,442,746,095	83,669	64,586	72,358	55,855
1,410,840,946	85,194	65,750	83,171	64,189
31,905,149	46,508	36,224	10,637	8,285
3,171,892,461	28,911	22,041	22,066	16,823
325,978,526	165,295	134,243	124,701	101,275
2,845,913,936	26,570	20,116	20,283	15,356
43,162,726	66,848	42,029	66,188	41,614
2,060,450	310,385	251,428	150,047	121,546
41,102,276	64,889	40,345	64,795	40,286
733,106,301	58,568	40,815	58,519	40,781
3,044	689,627	507,315	689,627	507,315
733,103,257	58,567	40,815	58,519	40,780
142,642	350,757	342,888	349,079	341,248
142,642	350,757	342,888	349,079	341,248
-	-	-	-	-
35,574,991	13,855	10,732	2,137	1,655
431,537	79,625	63,686	54,831	43,855
35,143,453	13,720	10,624	2,113	1,636
98,837,384	60,983	44,910	54,862	40,402
82,081,553	83,456	63,687	80,491	61,424
16,755,831	29,222	18,373	24,009	15,095
513,771,995	24,316	18,967	22,661	17,676
3,292,656	53,236	40,749	52,922	40,509
510,479,338	24,230	18,902	22,577	17,612
3,480,895,498	35,361	25,785	2,210	1,611
3,479,215,060	35,448	25,851	2,210	1,611
1,680,438	6,775	4,103	2,140	1,296

Note : 1) Based on the Treatment Month

2) Rounding error can exist

3) The visit days to drug store with prescription are excluded from the Total

제Ⅲ-5표

Table Ⅲ-5

월별 급여형태별

Service Benefits

구 분 Division			진료실인원 Patients	내 원 일 수 Visits	급 여 일 수 Reimbursed Days	진료비 (천원) Medical Expense (KRW 1,000)
계	계	Total	48,178,212	1,051,642,934	9,022,983,565	77,910,431,691
	소 계	Sub-Total	48,128,786	1,050,494,672	1,549,439,445	61,364,076,319
	- 입원	I.P	7,351,564	146,084,399	219,034,314	28,860,601,149
	- 외래	O.P	47,935,786	904,410,273	1,330,405,131	32,503,475,170
	약국	P	45,671,938	514,582,965	7,473,544,120	16,546,355,371
1 월 Jan.	소 계	S.T	27,829,190	95,171,807	139,703,986	5,606,996,342
	- 입원	I.P	1,226,368	14,227,831	21,960,781	2,840,687,576
	- 외래	O.P	27,528,355	80,943,976	117,743,205	2,766,308,766
	약국	P	22,983,160	48,257,639	636,863,877	1,440,408,601
2 월 Feb.	소 계	S.T	24,631,586	75,504,573	113,564,960	4,378,834,411
	- 입원	I.P	956,235	11,042,802	16,467,626	2,098,730,102
	- 외래	O.P	24,346,237	64,461,771	97,097,334	2,280,104,309
	약국	P	19,513,400	37,000,457	551,785,427	1,212,375,239
3 월 Mar.	소 계	S.T	26,402,111	88,730,392	130,197,493	5,095,362,875
	- 입원	I.P	1,017,585	12,146,566	18,071,909	2,361,289,324
	- 외래	O.P	26,128,926	76,583,826	112,125,584	2,734,073,552
	약국	P	21,315,475	43,050,639	628,408,449	1,377,494,817
4 월 Apr.	소 계	S.T	26,662,966	88,973,931	129,732,557	5,069,692,447
	- 입원	I.P	1,019,395	12,016,662	18,106,699	2,363,918,119
	- 외래	O.P	26,392,162	76,957,269	111,625,858	2,705,774,328
	약국	P	21,701,795	44,374,875	610,664,951	1,364,911,125
5 월 May	소 계	S.T	26,559,252	89,169,422	132,027,018	5,129,235,805
	- 입원	I.P	1,038,833	12,294,244	18,486,839	2,397,387,268
	- 외래	O.P	26,290,014	76,875,178	113,540,179	2,731,848,538
	약국	P	21,386,364	43,597,249	630,156,670	1,397,275,509
6 월 Jun.	소 계	S.T	25,671,667	84,853,200	124,835,591	4,911,096,393
	- 입원	I.P	993,923	11,773,270	17,560,990	2,267,665,946
	- 외래	O.P	25,398,052	73,079,930	107,274,601	2,643,430,446
	약국	P	20,193,407	39,697,818	596,835,271	1,309,966,337
7 월 Jul.	소 계	S.T	25,800,007	86,933,102	129,614,205	5,329,168,952
	- 입원	I.P	1,062,684	12,703,010	19,140,016	2,538,698,594
	- 외래	O.P	25,518,865	74,230,092	110,474,189	2,790,470,358
	약국	P	20,244,061	39,647,904	624,973,805	1,354,614,354
8 월 Aug.	소 계	S.T	25,641,864	84,751,256	127,039,765	5,205,468,235
	- 입원	I.P	1,044,714	12,567,205	18,833,499	2,480,583,361
	- 외래	O.P	25,360,943	72,184,051	108,206,266	2,724,884,873
	약국	P	19,955,527	38,318,111	616,544,246	1,336,387,991
9 월 Sep.	소 계	S.T	25,627,483	80,241,811	118,779,076	4,683,191,763
	- 입원	I.P	951,453	11,383,751	16,922,362	2,212,317,523
	- 외래	O.P	25,345,979	68,858,060	101,856,714	2,470,874,240
	약국	P	20,587,287	39,529,709	583,207,539	1,286,306,249
10월 Oct.	소 계	S.T	27,158,727	90,973,579	134,996,952	5,383,338,024
	- 입원	I.P	1,004,064	12,210,604	18,309,512	2,498,321,223
	- 외래	O.P	26,893,351	78,762,975	116,687,440	2,885,016,802
	약국	P	22,060,660	45,117,754	672,131,827	1,478,499,894
11월 Nov.	소 계	S.T	27,424,980	91,343,459	133,424,352	5,323,962,045
	- 입원	I.P	1,010,552	11,901,278	17,844,290	2,448,428,247
	- 외래	O.P	27,156,285	79,442,181	115,580,062	2,875,533,798
	약국	P	22,372,508	46,151,981	651,269,665	1,456,911,443
12월 Dec.	소 계	S.T	28,659,235	93,848,140	135,523,490	5,247,729,026
	- 입원	I.P	1,084,219	11,817,176	17,329,791	2,352,573,866
	- 외래	O.P	28,377,623	82,030,964	118,193,699	2,895,155,160
	약국	P	23,809,368	49,838,829	670,702,393	1,531,203,813

주 : 1) 수진기준

2) 반올림 관계로 총계와 내용의 합이 다를 수 있음

3) 약국의 처방조제 내원일수는 합계의 내원일수에서 제외함

요양급여실적(총계)

by Month(Total)

(단위 : 일, 원)

Unit : Day, KRW

급 여 비 (천원) Benefit (KRW 1,000)	내 원 1 일 당 Per Visit		급 여 1 일 당 Per reimbursed day	
	진 료 비 Medical Expense	급 여 비 Benefit	진 료 비 Medical Expense	급 여 비 Benefit
58,748,995,077	74,084	55,864	8,635	6,511
46,767,184,741	58,414	44,519	39,604	30,183
23,605,598,093	197,561	161,589	131,763	107,771
23,161,586,648	35,939	25,610	24,431	17,409
11,981,810,336	32,155	23,285	2,214	1,603
4,296,545,414	58,914	45,145	40,135	30,755
2,337,120,966	199,657	164,264	129,353	106,422
1,959,424,448	34,176	24,207	23,494	16,642
1,040,474,364	29,848	21,561	2,262	1,634
3,343,343,538	57,994	44,280	38,558	29,440
1,721,341,633	190,054	155,879	127,446	104,529
1,622,001,906	35,371	25,162	23,483	16,705
877,949,535	32,766	23,728	2,197	1,591
3,878,827,427	57,425	43,715	39,136	29,792
1,937,636,631	194,400	159,521	130,661	107,218
1,941,190,797	35,700	25,347	24,384	17,313
997,754,674	31,997	23,176	2,192	1,588
3,863,042,637	56,980	43,418	39,078	29,777
1,942,321,431	196,720	161,636	130,555	107,271
1,920,721,206	35,159	24,958	24,240	17,207
988,933,346	30,759	22,286	2,235	1,619
3,911,329,119	57,522	43,864	38,850	29,625
1,967,962,828	195,001	160,072	129,681	106,452
1,943,366,292	35,536	25,280	24,061	17,116
1,013,130,642	32,050	23,238	2,217	1,608
3,739,754,189	57,878	44,073	39,341	29,957
1,857,548,687	192,611	157,777	129,131	105,777
1,882,205,503	36,172	25,755	24,642	17,546
949,245,999	32,998	23,912	2,195	1,590
4,061,071,659	61,302	46,715	41,116	31,332
2,069,077,662	199,850	162,881	132,638	108,102
1,991,993,997	37,592	26,835	25,259	18,031
981,988,038	34,166	24,768	2,167	1,571
3,968,795,910	61,421	46,829	40,975	31,241
2,022,277,604	197,385	160,917	131,711	107,377
1,946,518,306	37,749	26,966	25,182	17,989
968,987,955	34,876	25,288	2,168	1,572
3,576,284,832	58,363	44,569	39,428	30,109
1,804,758,427	194,340	158,538	130,733	106,649
1,771,526,405	35,884	25,727	24,258	17,392
931,529,036	32,540	23,565	2,206	1,597
4,102,979,450	59,175	45,101	39,877	30,393
2,037,175,159	204,603	166,837	136,449	111,263
2,065,804,291	36,629	26,228	24,724	17,704
1,072,199,769	32,770	23,764	2,200	1,595
4,049,942,095	58,285	44,338	39,902	30,354
1,996,931,265	205,728	167,791	137,211	111,909
2,053,010,830	36,197	25,843	24,879	17,763
1,054,515,116	31,568	22,849	2,237	1,619
3,975,268,469	55,917	42,359	38,722	29,333
1,911,445,802	199,081	161,751	135,753	110,298
2,063,822,667	35,293	25,159	24,495	17,461
1,105,101,863	30,723	22,174	2,283	1,648

Note : 1) Based on the Treatment Month

2) Rounding error can exist

3) The visit days to drug store with prescription are excluded from the Total

제Ⅲ-5-1표

Table Ⅲ-5-1

월별 급여형태별

Service Benefits

구 분 Division			진료실인원 Patients	내 원 일 수 Visits	급 여 일 수 Reimbursed Days	진료비 (천원) Medical Expense (KRW 1,000)
계	계	Total	37,637,293	760,601,716	6,422,307,908	54,633,603,362
	소 계	Sub-Total	37,578,327	759,863,053	1,109,177,616	42,860,810,273
	- 입원	I.P	5,284,673	96,070,746	145,797,350	19,389,607,563
	- 외래	O.P	37,434,160	663,792,307	963,380,266	23,471,202,709
	약국	P	35,503,713	379,588,308	5,313,130,292	11,772,793,089
1 월 Jan.	소 계	S.T	20,524,180	68,303,637	99,352,975	3,895,766,721
	- 입원	I.P	843,990	9,334,982	14,586,182	1,907,024,953
	- 외래	O.P	20,324,039	58,968,655	84,766,793	1,988,741,767
	약국	P	16,852,704	35,210,799	451,081,753	1,020,594,937
2 월 Feb.	소 계	S.T	18,196,157	54,414,030	81,084,549	3,054,298,124
	- 입원	I.P	659,112	7,264,119	10,968,451	1,409,626,082
	- 외래	O.P	18,005,985	47,149,911	70,116,098	1,644,672,042
	약국	P	14,322,778	27,111,620	391,964,602	860,675,987
3 월 Mar.	소 계	S.T	19,586,438	64,268,041	93,404,413	3,564,861,716
	- 입원	I.P	701,192	7,993,049	12,024,347	1,586,696,091
	- 외래	O.P	19,404,398	56,274,992	81,380,066	1,978,165,624
	약국	P	15,742,946	31,802,543	448,088,338	982,636,080
4 월 Apr.	소 계	S.T	19,820,393	64,666,158	93,395,599	3,553,158,391
	- 입원	I.P	705,887	7,940,476	12,105,929	1,593,088,435
	- 외래	O.P	19,640,030	56,725,682	81,289,670	1,960,069,956
	약국	P	16,078,349	32,945,482	436,397,507	977,194,941
5 월 May	소 계	S.T	19,763,295	64,830,204	95,069,229	3,607,151,953
	- 입원	I.P	721,352	8,148,062	12,394,083	1,624,479,339
	- 외래	O.P	19,583,782	56,682,142	82,675,146	1,982,672,614
	약국	P	15,839,254	32,307,831	450,206,800	999,111,332
6 월 Jun.	소 계	S.T	19,099,790	61,647,111	89,878,380	3,455,773,733
	- 입원	I.P	688,300	7,786,679	11,754,525	1,534,591,252
	- 외래	O.P	18,917,482	53,860,432	78,123,855	1,921,182,481
	약국	P	14,935,173	29,357,242	426,862,481	936,888,357
7 월 Jul.	소 계	S.T	19,022,741	62,402,548	92,059,002	3,699,802,295
	- 입원	I.P	730,355	8,301,869	12,666,161	1,696,411,728
	- 외래	O.P	18,836,811	54,100,679	79,392,841	2,003,390,566
	약국	P	14,832,399	29,011,879	441,329,546	956,105,449
8 월 Aug.	소 계	S.T	18,941,007	60,882,881	90,252,108	3,615,303,959
	- 입원	I.P	718,255	8,219,298	12,468,986	1,654,035,078
	- 외래	O.P	18,755,313	52,663,583	77,783,122	1,961,268,881
	약국	P	14,630,509	28,004,772	435,748,249	943,492,295
9 월 Sep.	소 계	S.T	19,028,670	58,198,952	85,145,152	3,269,473,063
	- 입원	I.P	655,924	7,465,918	11,231,620	1,481,574,085
	- 외래	O.P	18,842,540	50,733,034	73,913,532	1,787,898,977
	약국	P	15,241,783	29,346,470	415,403,248	917,704,943
10월 Oct.	소 계	S.T	20,132,343	65,771,742	96,476,182	3,749,734,552
	- 입원	I.P	691,104	8,017,531	12,153,410	1,673,031,825
	- 외래	O.P	19,956,646	57,754,211	84,322,772	2,076,702,727
	약국	P	16,279,116	33,281,633	476,779,084	1,049,288,864
11월 Nov.	소 계	S.T	20,409,445	66,443,826	95,965,574	3,731,288,238
	- 입원	I.P	700,029	7,844,208	11,913,422	1,650,457,074
	- 외래	O.P	20,231,242	58,599,618	84,052,152	2,080,831,164
	약국	P	16,587,058	34,306,177	464,125,311	1,040,218,561
12월 Dec.	소 계	S.T	21,226,379	68,033,923	97,094,453	3,664,197,530
	- 입원	I.P	749,399	7,754,555	11,530,234	1,578,591,620
	- 외래	O.P	21,040,183	60,279,368	85,564,219	2,085,605,910
	약국	P	17,572,569	36,901,860	475,143,373	1,088,881,345

주 : 1) 수진기준

2) 반올림 관계로 총계와 내용의 합이 다를 수 있음

3) 약국의 처방조제 내원일수는 합계의 내원일수에서 제외함

요양급여실적(직장)

by Month(I.W.)

(단위 : 일, 원)

Unit : Day, Won

급 여 비 (천원) Benefit (KRW 1,000)	내 원 1 일 당 Per Visit		급 여 1 일 당 Per reimbursed day	
	진 료 비 Medical Expense	급 여 비 Benefit	진 료 비 Medical Expense	급 여 비 Benefit
41,008,749,161	71,829	53,916	8,507	6,385
32,507,834,322	56,406	42,781	38,642	29,308
15,854,952,111	201,826	165,034	132,990	108,747
16,652,882,211	35,359	25,087	24,363	17,286
8,500,914,838	31,015	22,395	2,216	1,600
2,971,746,338	57,036	43,508	39,211	29,911
1,569,109,435	204,288	168,089	130,742	107,575
1,402,636,903	33,725	23,786	23,461	16,547
735,149,404	28,985	20,879	2,263	1,630
2,320,899,340	56,131	42,653	37,668	28,623
1,155,994,189	194,053	159,138	128,516	105,393
1,164,905,152	34,882	24,706	23,456	16,614
621,555,202	31,746	22,926	2,196	1,586
2,701,109,133	55,469	42,029	38,166	28,918
1,301,867,700	198,509	162,875	131,957	108,269
1,399,241,434	35,152	24,864	24,308	17,194
709,796,129	30,898	22,319	2,193	1,584
2,695,000,909	54,946	41,676	38,044	28,856
1,308,798,919	200,629	164,826	131,596	108,112
1,386,201,990	34,553	24,437	24,112	17,053
706,111,675	29,661	21,433	2,239	1,618
2,738,405,966	55,640	42,240	37,942	28,804
1,333,587,434	199,370	163,669	131,069	107,599
1,404,818,532	34,979	24,784	23,981	16,992
722,384,689	30,925	22,359	2,219	1,605
2,619,327,056	56,057	42,489	38,449	29,143
1,257,104,137	197,079	161,443	130,553	106,946
1,362,222,919	35,670	25,292	24,591	17,437
676,923,130	31,913	23,058	2,195	1,586
2,806,018,632	59,289	44,966	40,189	30,481
1,382,044,837	204,341	166,474	133,933	109,113
1,423,973,794	37,031	26,321	25,234	17,936
691,079,289	32,956	23,821	2,166	1,566
2,742,140,505	59,381	45,040	40,058	30,383
1,348,015,301	201,238	164,006	132,652	108,109
1,394,125,203	37,241	26,472	25,215	17,923
682,056,171	33,690	24,355	2,165	1,565
2,483,731,660	56,178	42,677	38,399	29,171
1,207,965,179	198,445	161,797	131,911	107,550
1,275,766,480	35,241	25,147	24,189	17,260
662,653,721	31,271	22,580	2,209	1,595
2,843,252,172	57,011	43,229	38,867	29,471
1,363,186,740	208,672	170,026	137,659	112,165
1,480,065,432	35,958	25,627	24,628	17,552
758,693,560	31,528	22,796	2,201	1,591
2,824,600,842	56,157	42,511	38,882	29,433
1,345,573,281	210,405	171,537	138,538	112,946
1,479,027,561	35,509	25,240	24,756	17,597
750,880,495	30,322	21,888	2,241	1,618
2,761,601,769	53,858	40,592	37,738	28,442
1,281,704,957	203,570	165,284	136,909	111,160
1,479,896,812	34,599	24,551	24,375	17,296
783,631,374	29,507	21,236	2,292	1,649

Note : 1) Based on the Treatment Month

2) Rounding error can exist

3) The visit days to drug store with prescription are excluded from the Total

제Ⅲ-5-2표

Table Ⅲ-5-2

월별 급여형태별

Service Benefits

구 분 Division			진료실인원 Patients	내 원 일 수 Visits	급 여 일 수 Reimbursed Days	진료비 (천원) Medical Expense (KRW 1,000)
계	계	Total	15,283,314	291,041,218	2,600,675,657	23,276,828,329
	소 계	Sub-Total	15,185,361	290,631,619	440,261,829	18,503,266,047
	- 입원	I.P	2,189,104	50,013,653	73,236,964	9,470,993,585
	- 외래	O.P	15,093,362	240,617,966	367,024,865	9,032,272,461
	약국	P	14,057,157	134,994,657	2,160,413,828	4,773,562,282
1 월 Jan.	소 계	S.T	7,412,656	26,868,170	40,351,011	1,711,229,622
	- 입원	I.P	384,126	4,892,849	7,374,599	933,662,623
	- 외래	O.P	7,307,626	21,975,321	32,976,412	777,566,999
	약국	P	6,190,843	13,046,840	185,782,124	419,813,664
2 월 Feb.	소 계	S.T	6,504,768	21,090,543	32,480,411	1,324,536,288
	- 입원	I.P	298,102	3,778,683	5,499,175	689,104,020
	- 외래	O.P	6,406,922	17,311,860	26,981,236	635,432,267
	약국	P	5,224,487	9,888,837	159,820,825	351,699,252
3 월 Mar.	소 계	S.T	6,917,126	24,462,351	36,793,080	1,530,501,160
	- 입원	I.P	317,680	4,153,517	6,047,562	774,593,232
	- 외래	O.P	6,822,734	20,308,834	30,745,518	755,907,927
	약국	P	5,627,867	11,248,096	180,320,111	394,858,738
4 월 Apr.	소 계	S.T	6,935,307	24,307,773	36,336,958	1,516,534,056
	- 입원	I.P	314,690	4,076,186	6,000,770	770,829,684
	- 외래	O.P	6,841,897	20,231,587	30,336,188	745,704,372
	약국	P	5,673,103	11,429,393	174,267,444	387,716,183
5 월 May	소 계	S.T	6,884,616	24,339,218	36,957,789	1,522,083,852
	- 입원	I.P	318,562	4,146,182	6,092,756	772,907,929
	- 외래	O.P	6,792,068	20,193,036	30,865,033	749,175,924
	약국	P	5,597,714	11,289,418	179,949,870	398,164,177
6 월 Jun.	소 계	S.T	6,655,136	23,206,089	34,957,211	1,455,322,660
	- 입원	I.P	306,611	3,986,591	5,806,465	733,074,694
	- 외래	O.P	6,561,312	19,219,498	29,150,746	722,247,966
	약국	P	5,299,190	10,340,576	169,972,790	373,077,980
7 월 Jul.	소 계	S.T	6,863,985	24,530,554	37,555,203	1,629,366,658
	- 입원	I.P	333,642	4,401,141	6,473,855	842,286,866
	- 외래	O.P	6,765,624	20,129,413	31,081,348	787,079,792
	약국	P	5,454,778	10,636,025	183,644,259	398,508,906
8 월 Aug.	소 계	S.T	6,781,046	23,868,375	36,787,657	1,590,164,275
	- 입원	I.P	327,516	4,347,907	6,364,513	826,548,283
	- 외래	O.P	6,683,163	19,520,468	30,423,144	763,615,992
	약국	P	5,367,040	10,313,339	180,795,997	392,895,696
9 월 Sep.	소 계	S.T	6,665,634	22,042,859	33,633,924	1,413,718,701
	- 입원	I.P	296,500	3,917,833	5,690,742	730,743,438
	- 외래	O.P	6,567,775	18,125,026	27,943,182	682,975,263
	약국	P	5,379,586	10,183,239	167,804,291	368,601,306
10월 Oct.	소 계	S.T	7,116,606	25,201,837	38,520,770	1,633,603,473
	- 입원	I.P	314,037	4,193,073	6,156,102	825,289,398
	- 외래	O.P	7,024,212	21,008,764	32,364,668	808,314,075
	약국	P	5,831,759	11,836,121	195,352,743	429,211,030
11월 Nov.	소 계	S.T	7,105,634	24,899,633	37,458,778	1,592,673,807
	- 입원	I.P	311,619	4,057,070	5,930,868	797,971,173
	- 외래	O.P	7,012,421	20,842,563	31,527,910	794,702,634
	약국	P	5,837,962	11,845,804	187,144,354	416,692,882
12월 Dec.	소 계	S.T	7,536,658	25,814,217	38,429,037	1,583,531,496
	- 입원	I.P	336,017	4,062,621	5,799,557	773,982,245
	- 외래	O.P	7,438,170	21,751,596	32,629,480	809,549,250
	약국	P	6,295,147	12,936,969	195,559,020	442,322,468

주 : 1) 수진기준

2) 반올림 관계로 총계와 내용의 합이 다를 수 있음

3) 약국의 처방조제 내원일수는 합계의 내원일수에서 제외함

요양급여실적(지역)

by Month(S.E)

(단위 : 일, 원)

Unit : Day, KRW

급 여 비 (천원) Benefit (KRW 1,000)	내 원 1 일 당 Per Visit		급 여 1 일 당 Per reimbursed day	
	진 료 비 Medical Expense	급 여 비 Benefit	진 료 비 Medical Expense	급 여 비 Benefit
17,740,245,917	79,978	60,954	8,950	6,821
14,259,350,419	63,666	49,063	42,028	32,388
7,750,645,982	189,368	154,971	129,320	105,830
6,508,704,437	37,538	27,050	24,609	17,734
3,480,895,498	35,361	25,785	2,210	1,611
1,324,799,076	63,690	49,307	42,409	32,832
768,011,530	190,822	156,966	126,605	104,143
556,787,546	35,384	25,337	23,579	16,884
305,324,961	32,177	23,402	2,260	1,643
1,022,444,198	62,802	48,479	40,780	31,479
565,347,444	182,366	149,615	125,310	102,806
457,096,754	36,705	26,404	23,551	16,941
256,394,332	35,565	25,928	2,201	1,604
1,177,718,294	62,566	48,144	41,598	32,009
635,768,931	186,491	153,068	128,084	105,128
541,949,363	37,221	26,685	24,586	17,627
287,958,545	35,104	25,601	2,190	1,597
1,168,041,728	62,389	48,052	41,735	32,145
633,522,512	189,106	155,420	128,455	105,574
534,519,216	36,858	26,420	24,581	17,620
282,821,672	33,923	24,745	2,225	1,623
1,172,923,153	62,536	48,191	41,184	31,737
634,375,393	186,414	153,002	126,857	104,120
538,547,760	37,101	26,670	24,273	17,448
290,745,953	35,269	25,754	2,213	1,616
1,120,427,134	62,713	48,282	41,632	32,051
600,444,549	183,885	150,616	126,251	103,410
519,982,584	37,579	27,055	24,776	17,838
272,322,868	36,079	26,335	2,195	1,602
1,255,053,028	66,422	51,163	43,386	33,419
687,032,825	191,379	156,103	130,106	106,124
568,020,203	39,101	28,218	25,323	18,275
290,908,749	37,468	27,351	2,170	1,584
1,226,655,405	66,622	51,392	43,225	33,344
674,262,303	190,103	155,077	129,868	105,941
552,393,102	39,119	28,298	25,100	18,157
286,931,783	38,096	27,821	2,173	1,587
1,092,553,172	64,135	49,565	42,033	32,484
596,793,248	186,517	152,327	128,409	104,871
495,759,924	37,681	27,352	24,442	17,742
268,875,315	36,197	26,404	2,197	1,602
1,259,727,279	64,821	49,986	42,408	32,703
673,988,419	196,822	160,739	134,060	109,483
585,738,860	38,475	27,881	24,975	18,098
313,506,210	36,263	26,487	2,197	1,605
1,225,341,253	63,964	49,211	42,518	32,712
651,357,984	196,687	160,549	134,545	109,825
573,983,270	38,129	27,539	25,206	18,206
303,634,621	35,176	25,632	2,227	1,622
1,213,666,700	61,343	47,015	41,207	31,582
629,740,845	190,513	155,009	133,455	108,584
583,925,855	37,218	26,845	24,810	17,896
321,470,489	34,191	24,849	2,262	1,644

Note : 1) Based on the Treatment Month

2) Rounding error can exist

3) The visit days to drug store with prescription are excluded from the Total

제Ⅲ-6표

Table Ⅲ-6

연령별 성별

Service Benefits by

구 분 Division		진료실인원 Patients	내 원 일 수 Visits	급 여 일 수 Reimbursed Days	진료비 (천원) Medical Expense (KRW 1,000)
계	Total	48,178,212	1,051,642,934	9,022,983,565	77,910,431,691
남자	M	23,625,434	449,806,643	4,140,945,202	35,972,433,006
여자	F	24,552,778	601,836,291	4,882,038,363	41,937,998,684
0세	Age	329,430	5,714,134	14,737,986	656,605,330
남자	M	169,127	3,070,788	8,000,557	360,636,478
여자	F	160,303	2,643,346	6,737,429	295,968,852
1 ~ 4세	S.T	1,637,200	55,836,634	226,316,956	2,052,834,832
남자	M	839,888	29,422,224	119,439,659	1,103,491,028
여자	F	797,312	26,414,410	106,877,297	949,343,804
5 ~ 9세	S.T	2,255,561	45,101,986	172,014,537	1,754,238,014
남자	M	1,159,302	23,624,105	92,541,132	928,300,066
여자	F	1,096,259	21,477,881	79,473,405	825,937,948
10~14세	S.T	2,179,155	25,781,057	97,597,459	1,135,703,910
남자	M	1,124,251	13,777,065	54,321,197	628,008,160
여자	F	1,054,904	12,003,992	43,276,262	507,695,750
15~19세	S.T	2,512,590	24,886,540	104,706,460	1,261,888,543
남자	M	1,294,173	12,782,559	54,550,739	701,784,842
여자	F	1,218,417	12,103,981	50,155,721	560,103,701
20~24세	S.T	3,013,086	27,900,412	127,675,603	1,643,317,157
남자	M	1,510,329	12,446,117	60,166,916	811,500,743
여자	F	1,502,757	15,454,295	67,508,687	831,816,414
25~29세	S.T	3,191,596	34,208,094	160,302,966	2,102,923,046
남자	M	1,630,175	14,436,701	71,272,015	926,475,737
여자	F	1,561,421	19,771,393	89,030,951	1,176,447,309
30~34세	S.T	3,028,947	38,380,316	193,296,782	2,578,404,107
남자	M	1,518,241	15,113,963	85,042,600	988,401,054
여자	F	1,510,706	23,266,353	108,254,182	1,590,003,053
35~39세	S.T	3,774,545	50,845,925	306,263,091	3,426,268,734
남자	M	1,873,993	21,159,043	144,539,785	1,448,521,038
여자	F	1,900,552	29,686,882	161,723,306	1,977,747,696
40~44세	S.T	3,567,068	51,237,751	383,575,576	3,490,410,377
남자	M	1,780,389	23,092,905	196,421,324	1,678,086,338
여자	F	1,786,679	28,144,846	187,154,252	1,812,324,039
45~49세	S.T	4,130,669	66,456,320	583,585,061	4,709,754,733
남자	M	2,049,090	29,584,505	296,191,243	2,287,849,525
여자	F	2,081,579	36,871,815	287,393,818	2,421,905,208
50~54세	S.T	3,940,285	77,567,687	780,029,496	5,776,630,352
남자	M	1,935,811	32,655,530	366,877,708	2,742,117,771
여자	F	2,004,474	44,912,157	413,151,788	3,034,512,581
55~59세	S.T	4,055,561	95,680,028	1,075,486,587	7,546,532,081
남자	M	1,983,442	40,299,508	494,943,099	3,658,897,866
여자	F	2,072,119	55,380,520	580,543,488	3,887,634,216
60~64세	S.T	3,356,344	95,167,975	1,142,429,338	7,951,457,448
남자	M	1,634,544	41,167,115	533,909,396	3,968,660,725
여자	F	1,721,800	54,000,860	608,519,942	3,982,796,723
65~69세	S.T	2,284,211	87,091,575	996,982,391	7,525,237,186
남자	M	1,094,524	37,419,680	459,895,076	3,737,759,125
여자	F	1,189,687	49,671,895	537,087,315	3,787,478,061
70~74세	S.T	1,764,557	82,154,559	907,500,186	7,165,260,684
남자	M	822,053	35,114,065	413,265,832	3,462,087,795
여자	F	942,504	47,040,494	494,234,354	3,703,172,889
75~79세	S.T	1,518,290	82,524,851	862,418,886	7,395,399,863
남자	M	650,350	32,380,075	367,113,660	3,239,219,099
여자	F	867,940	50,144,776	495,305,226	4,156,180,764
80~84세	S.T	974,653	59,147,679	558,848,268	5,449,810,527
남자	M	368,848	20,590,307	218,243,253	2,090,489,475
여자	F	605,805	38,557,372	340,605,015	3,359,321,053
85세 이상	And over	664,464	45,959,411	329,215,936	4,287,754,766
남자	M	186,904	11,670,388	104,210,011	1,210,146,143
여자	F	477,560	34,289,023	225,005,925	3,077,608,623

주 : 1) 수진기준 2) 연도말 기준

3) 반올림 관계로 총계와 내용의 합이 다를 수 있음

4) 약국의 처방조제 내원일수는 합계의 내원일수에서 제외함

급여실적(총계)

Age and Gender(Total)

(단위 : 일, 원)

Unit : Day, KRW

급 여 비 (천원) Benefit (KRW 1,000)	내 원 1 일 당 Per Visit		급 여 1 일 당 Per reimbursed day	
	진 료 비 Medical Expense	급 여 비 Benefit	진 료 비 Medical Expense	급 여 비 Benefit
58,748,995,077	74,084	55,864	8,635	6,511
27,242,269,009	79,973	60,564	8,687	6,579
31,506,726,068	69,683	52,351	8,590	6,454
621,771,744	114,909	108,813	44,552	42,188
341,338,217	117,441	111,157	45,076	42,664
280,433,527	111,968	106,090	43,929	41,623
1,667,708,652	36,765	29,868	9,071	7,369
897,157,540	37,505	30,493	9,239	7,511
770,551,112	35,940	29,172	8,883	7,210
1,307,901,611	38,895	28,999	10,198	7,603
697,358,986	39,295	29,519	10,031	7,536
610,542,625	38,455	28,427	10,393	7,682
824,426,846	44,052	31,978	11,637	8,447
461,078,039	45,584	33,467	11,561	8,488
363,348,806	42,294	30,269	11,732	8,396
914,250,069	50,706	36,737	12,052	8,732
511,381,764	54,902	40,006	12,865	9,374
402,868,305	46,274	33,284	11,167	8,032
1,173,030,990	58,899	42,044	12,871	9,188
581,074,432	65,201	46,687	13,487	9,658
591,956,558	53,824	38,304	12,322	8,769
1,534,032,599	61,474	44,844	13,118	9,570
668,167,941	64,175	46,283	12,999	9,375
865,864,658	59,502	43,794	13,214	9,725
1,925,668,604	67,180	50,173	13,339	9,962
711,688,840	65,397	47,088	11,622	8,369
1,213,979,764	68,339	52,177	14,688	11,214
2,528,811,926	67,385	49,735	11,187	8,257
1,047,111,026	68,459	49,488	10,022	7,244
1,481,700,901	66,620	49,911	12,229	9,162
2,554,088,048	68,122	49,848	9,100	6,659
1,221,973,367	72,667	52,916	8,543	6,221
1,332,114,681	64,393	47,331	9,684	7,118
3,471,476,731	70,870	52,237	8,070	5,949
1,683,113,090	77,333	56,892	7,724	5,683
1,788,363,641	65,684	48,502	8,427	6,223
4,272,072,628	74,472	55,075	7,406	5,477
2,036,521,205	83,971	62,364	7,474	5,551
2,235,551,423	67,566	49,776	7,345	5,411
5,607,509,594	78,873	58,607	7,017	5,214
2,746,662,153	90,793	68,156	7,393	5,549
2,860,847,441	70,199	51,658	6,697	4,928
5,941,122,866	83,552	62,428	6,960	5,200
3,005,210,941	96,404	73,000	7,433	5,629
2,935,911,925	73,754	54,368	6,545	4,825
5,737,458,765	86,406	65,878	7,548	5,755
2,874,666,956	99,888	76,822	8,127	6,251
2,862,791,809	76,250	57,634	7,052	5,330
5,501,350,698	87,217	66,963	7,896	6,062
2,674,474,042	98,595	76,165	8,377	6,472
2,826,876,656	78,723	60,095	7,493	5,720
5,712,820,874	89,614	69,225	8,575	6,624
2,527,596,943	100,037	78,060	8,823	6,885
3,185,223,932	82,884	63,521	8,391	6,431
4,194,818,109	92,139	70,921	9,752	7,506
1,628,551,293	101,528	79,093	9,579	7,462
2,566,266,817	87,125	66,557	9,863	7,534
3,258,673,724	93,294	70,903	13,024	9,898
927,142,235	103,694	79,444	11,613	8,897
2,331,531,490	89,755	67,996	13,678	10,362

Note : 1) Based on the Treatment Month 2) As of the end of the Year

3) Rounding error can exist

4) The visit days to drug store with prescription are excluded from the Total

제Ⅲ-6-1표

Table Ⅲ-6-1

연령별 성별

Service Benefits by

구 분 Division		진료실인원 Patients	내 원 일 수 Visits	급 여 일 수 Reimbursed Days	진료비 (천원) Medical Expense (KRW 1,000)
계	Total	37,637,293	760,601,716	6,422,307,908	54,633,603,362
남자	M	18,420,140	325,801,536	2,950,745,922	25,069,981,723
여자	F	19,217,153	434,800,180	3,471,561,986	29,563,621,639
0세	Age	274,405	4,559,976	11,819,583	512,017,609
남자	M	140,862	2,451,589	6,418,249	281,414,889
여자	F	133,543	2,108,387	5,401,334	230,602,721
1 ~ 4세	S.T	1,407,434	46,591,399	189,145,824	1,688,442,241
남자	M	722,266	24,546,424	99,832,717	906,777,692
여자	F	685,168	22,044,975	89,313,107	781,664,549
5 ~ 9세	S.T	1,913,982	37,292,131	142,148,075	1,436,732,564
남자	M	983,908	19,552,642	76,529,137	760,367,195
여자	F	930,074	17,739,489	65,618,938	676,365,369
10~14세	S.T	1,807,219	20,859,904	78,728,313	909,224,854
남자	M	932,045	11,144,383	43,828,806	501,339,090
여자	F	875,174	9,715,521	34,899,507	407,885,763
15~19세	S.T	2,044,537	19,397,496	82,045,444	974,354,881
남자	M	1,052,392	9,987,613	42,896,235	543,242,117
여자	F	992,145	9,409,883	39,149,209	431,112,764
20~24세	S.T	2,517,023	21,986,346	100,701,662	1,267,665,257
남자	M	1,235,618	9,632,756	46,673,859	618,833,245
여자	F	1,281,405	12,353,590	54,027,803	648,832,012
25~29세	S.T	2,765,439	27,607,268	128,928,501	1,661,317,691
남자	M	1,404,906	11,615,642	57,208,680	730,698,203
여자	F	1,360,533	15,991,626	71,719,821	930,619,488
30~34세	S.T	2,522,284	29,888,953	148,814,386	1,982,649,059
남자	M	1,266,317	11,689,789	65,622,354	741,460,233
여자	F	1,255,967	18,199,164	83,192,032	1,241,188,826
35~39세	S.T	3,052,447	38,554,946	231,763,320	2,537,114,759
남자	M	1,522,043	16,074,988	110,730,690	1,056,264,974
여자	F	1,530,404	22,479,958	121,032,630	1,480,849,785
40~44세	S.T	2,775,995	37,160,242	280,857,085	2,447,053,636
남자	M	1,387,778	16,807,156	145,863,487	1,169,534,191
여자	F	1,388,217	20,353,086	134,993,598	1,277,519,445
45~49세	S.T	3,073,803	45,958,012	410,543,053	3,130,453,293
남자	M	1,518,291	20,396,294	210,656,324	1,505,441,962
여자	F	1,555,512	25,561,718	199,886,729	1,625,011,331
50~54세	S.T	2,872,195	52,563,556	538,717,457	3,781,052,843
남자	M	1,393,981	21,816,550	253,862,783	1,761,694,653
여자	F	1,478,214	30,747,006	284,854,674	2,019,358,190
55~59세	S.T	2,923,867	64,154,824	734,030,553	4,934,493,689
남자	M	1,415,993	26,717,175	337,513,722	2,366,873,755
여자	F	1,507,874	37,437,649	396,516,831	2,567,619,935
60~64세	S.T	2,398,833	63,376,233	770,077,016	5,195,774,813
남자	M	1,156,956	26,937,590	355,921,247	2,556,367,510
여자	F	1,241,877	36,438,643	414,155,769	2,639,407,303
65~69세	S.T	1,648,115	59,653,878	684,845,780	5,074,984,638
남자	M	781,084	25,151,322	310,928,857	2,480,130,655
여자	F	867,031	34,502,556	373,916,923	2,594,853,983
70~74세	S.T	1,294,548	57,783,281	637,973,751	4,986,445,996
남자	M	598,335	24,439,631	287,398,162	2,383,442,339
여자	F	696,213	33,343,650	350,575,589	2,603,003,657
75~79세	S.T	1,136,995	59,322,979	620,878,243	5,286,501,771
남자	M	486,518	23,309,585	263,749,386	2,316,404,721
여자	F	650,477	36,013,394	357,128,857	2,970,097,050
80~84세	S.T	731,055	42,442,507	403,304,787	3,895,113,258
남자	M	280,789	15,111,413	160,099,466	1,522,934,834
여자	F	450,266	27,331,094	243,205,321	2,372,178,424
85세 이상	And over	477,117	31,447,785	226,985,075	2,932,210,509
남자	M	140,058	8,418,994	75,011,761	866,759,466
여자	F	337,059	23,028,791	151,973,314	2,065,451,044

주 : 1) 수진기준 2) 연도말 기준

3) 반올림 관계로 총계와 내용의 합이 다를 수 있음

4) 약국의 처방조제 내원일수는 합계의 내원일수에서 제외함

급여실적(직장)

Age and Gender(I.W.)

(단위 : 일, 원)

Unit : Day, KRW

급 여 비 (천원) Benefit (KRW 1,000)	내 원 1 일 당 Per Visit		급 여 1 일 당 Per reimbursed day	
	진 료 비 Medical Expense	급 여 비 Benefit	진 료 비 Medical Expense	급 여 비 Benefit
41,008,749,161	71,829	53,916	8,507	6,385
18,890,330,487	76,949	57,981	8,496	6,402
22,118,418,673	67,994	50,870	8,516	6,371
484,237,914	112,285	106,193	43,319	40,969
266,021,794	114,789	108,510	43,846	41,448
218,216,120	109,374	103,499	42,694	40,400
1,368,433,480	36,239	29,371	8,927	7,235
735,417,804	36,941	29,960	9,083	7,367
633,015,676	35,458	28,715	8,752	7,088
1,066,366,305	38,526	28,595	10,107	7,502
568,802,212	38,888	29,091	9,936	7,432
497,564,093	38,128	28,048	10,307	7,583
654,882,492	43,587	31,394	11,549	8,318
365,283,087	44,986	32,777	11,439	8,334
289,599,406	41,983	29,808	11,687	8,298
702,079,609	50,231	36,194	11,876	8,557
393,701,662	54,392	39,419	12,664	9,178
308,377,947	45,815	32,772	11,012	7,877
900,444,845	57,657	40,955	12,588	8,942
441,677,797	64,243	45,852	13,259	9,463
458,767,048	52,522	37,136	12,009	8,491
1,205,870,867	60,177	43,679	12,886	9,353
524,418,785	62,906	45,148	12,773	9,167
681,452,082	58,194	42,613	12,976	9,502
1,478,957,235	66,334	49,482	13,323	9,938
530,068,413	63,428	45,345	11,299	8,078
948,888,822	68,200	52,139	14,920	11,406
1,863,955,762	65,805	48,345	10,947	8,042
756,263,902	65,709	47,046	9,539	6,830
1,107,691,860	65,874	49,275	12,235	9,152
1,775,477,322	65,851	47,779	8,713	6,322
842,288,961	69,585	50,115	8,018	5,775
933,188,360	62,768	45,850	9,464	6,913
2,284,400,262	68,116	49,706	7,625	5,564
1,093,556,179	73,810	53,615	7,146	5,191
1,190,844,083	63,572	46,587	8,130	5,958
2,770,749,949	71,933	52,712	7,019	5,143
1,293,325,130	80,750	59,282	6,940	5,095
1,477,424,820	65,677	48,051	7,089	5,187
3,641,640,038	76,915	56,763	6,722	4,961
1,763,263,829	88,590	65,997	7,013	5,224
1,878,376,210	68,584	50,173	6,475	4,737
3,862,410,991	81,983	60,944	6,747	5,016
1,926,462,235	94,900	71,516	7,182	5,413
1,935,948,756	72,434	53,129	6,373	4,674
3,856,550,373	85,074	64,649	7,410	5,631
1,902,445,051	98,608	75,640	7,977	6,119
1,954,105,322	75,208	56,637	6,940	5,226
3,816,958,675	86,296	66,056	7,816	5,983
1,837,378,873	97,524	75,180	8,293	6,393
1,979,579,802	78,066	59,369	7,425	5,647
4,070,093,354	89,114	68,609	8,515	6,555
1,804,392,607	99,376	77,410	8,783	6,841
2,265,700,747	82,472	62,913	8,317	6,344
2,986,052,002	91,774	70,355	9,658	7,404
1,183,245,934	100,780	78,301	9,512	7,391
1,802,806,068	86,794	65,962	9,754	7,413
2,219,187,686	93,241	70,567	12,918	9,777
662,316,234	102,953	78,669	11,555	8,829
1,556,871,451	89,690	67,605	13,591	10,244

Note : 1) Based on the Treatment Month 2) As of the end of the Year

3) Rounding error can exist

4) The visit days to drug store with prescription are excluded from the Total

제Ⅲ-6-2표

Table Ⅲ-6-2

연령별 성별

Service Benefits by

구 분 Division		진료실인원 Patients	내 원 일 수 Visits	급 여 일 수 Reimbursed Days	진료비 (천원) Medical Expense (KRW 1,000)
계	Total	15,283,314	291,041,218	2,600,675,657	23,276,828,329
남자	M	7,399,921	124,005,107	1,190,199,280	10,902,451,284
여자	F	7,883,393	167,036,111	1,410,476,377	12,374,377,045
0세	Age	83,793	1,154,158	2,918,403	144,587,721
남자	M	43,271	619,199	1,582,308	79,221,589
여자	F	40,522	534,959	1,336,095	65,366,132
1 ~ 4세	S.T	405,503	9,245,235	37,171,132	364,392,591
남자	M	208,272	4,875,800	19,606,942	196,713,336
여자	F	197,231	4,369,435	17,564,190	167,679,255
5 ~ 9세	S.T	542,644	7,809,855	29,866,462	317,505,450
남자	M	278,486	4,071,463	16,011,995	167,932,870
여자	F	264,158	3,738,392	13,854,467	149,572,579
10~14세	S.T	527,698	4,921,153	18,869,146	226,479,056
남자	M	272,206	2,632,682	10,492,391	126,669,070
여자	F	255,492	2,288,471	8,376,755	99,809,986
15~19세	S.T	646,600	5,489,044	22,661,016	287,533,662
남자	M	329,648	2,794,946	11,654,504	158,542,725
여자	F	316,952	2,694,098	11,006,512	128,990,937
20~24세	S.T	795,941	5,914,066	26,973,941	375,651,900
남자	M	402,634	2,813,361	13,493,057	192,667,498
여자	F	393,307	3,100,705	13,480,884	182,984,403
25~29세	S.T	799,973	6,600,826	31,374,465	441,605,356
남자	M	388,018	2,821,059	14,063,335	195,777,535
여자	F	411,955	3,779,767	17,311,130	245,827,821
30~34세	S.T	872,667	8,491,363	44,482,396	595,755,048
남자	M	418,126	3,424,174	19,420,246	246,940,821
여자	F	454,541	5,067,189	25,062,150	348,814,227
35~39세	S.T	1,098,142	12,290,979	74,499,771	889,153,975
남자	M	527,921	5,084,055	33,809,095	392,256,064
여자	F	570,221	7,206,924	40,690,676	496,897,911
40~44세	S.T	1,122,308	14,077,509	102,718,491	1,043,356,741
남자	M	552,285	6,285,749	50,557,837	508,552,147
여자	F	570,023	7,791,760	52,160,654	534,804,594
45~49세	S.T	1,441,737	20,498,308	173,042,008	1,579,301,441
남자	M	710,559	9,188,211	85,534,919	782,407,563
여자	F	731,178	11,310,097	87,507,089	796,893,878
50~54세	S.T	1,463,367	25,004,131	241,312,039	1,995,577,508
남자	M	719,643	10,838,980	113,014,925	980,423,118
여자	F	743,724	14,165,151	128,297,114	1,015,154,391
55~59세	S.T	1,562,499	31,525,204	341,456,034	2,612,038,392
남자	M	762,127	13,582,333	157,429,377	1,292,024,111
여자	F	800,372	17,942,871	184,026,657	1,320,014,281
60~64세	S.T	1,349,588	31,791,742	372,352,322	2,755,682,635
남자	M	666,263	14,229,525	177,988,149	1,412,293,216
여자	F	683,325	17,562,217	194,364,173	1,343,389,420
65~69세	S.T	875,463	27,437,697	312,136,611	2,450,252,548
남자	M	430,951	12,268,358	148,966,219	1,257,628,470
여자	F	444,512	15,169,339	163,170,392	1,192,624,079
70~74세	S.T	629,330	24,371,278	269,526,435	2,178,814,688
남자	M	299,511	10,674,434	125,867,670	1,078,645,456
여자	F	329,819	13,696,844	143,658,765	1,100,169,232
75~79세	S.T	503,549	23,201,872	241,540,643	2,108,898,092
남자	M	215,650	9,070,490	103,364,274	922,814,378
여자	F	287,899	14,131,382	138,176,369	1,186,083,714
80~84세	S.T	319,861	16,705,172	155,543,481	1,554,697,269
남자	M	114,060	5,478,894	58,143,787	567,554,641
여자	F	205,801	11,226,278	97,399,694	987,142,628
85세 이상	And over	242,651	14,511,626	102,230,861	1,355,544,257
남자	M	60,290	3,251,394	29,198,250	343,386,678
여자	F	182,361	11,260,232	73,032,611	1,012,157,579

주 : 1) 수진기준 2) 연도말 기준

3) 반올림 관계로 총계와 내용의 합이 다를 수 있음

4) 약국의 처방조제 내원일수는 합계의 내원일수에서 제외함

급여실적(지역)

Age and Gender(S,E.)

(단위 : 일, 원)

Unit : Day, KRW

급 여 비 (천원) Benefit (KRW 1,000)	내 원 1 일 당 Per Visit		급 여 1 일 당 Per reimbursed day	
	진 료 비 Medical Expense	급 여 비 Benefit	진 료 비 Medical Expense	급 여 비 Benefit
17,740,245,917	79,978	60,954	8,950	6,821
8,351,938,522	87,919	67,352	9,160	7,017
9,388,307,395	74,082	56,205	8,773	6,656
137,533,830	125,276	119,164	49,543	47,126
75,316,422	127,942	121,635	50,067	47,599
62,217,407	122,189	116,303	48,923	46,567
299,275,172	39,414	32,371	9,803	8,051
161,739,737	40,345	33,172	10,033	8,249
137,535,435	38,376	31,477	9,547	7,830
241,535,306	40,654	30,927	10,631	8,087
128,556,774	41,246	31,575	10,488	8,029
112,978,531	40,010	30,221	10,796	8,155
169,544,353	46,022	34,452	12,003	8,985
95,794,953	48,114	36,387	12,072	9,130
73,749,400	43,614	32,226	11,915	8,804
212,170,460	52,383	38,653	12,688	9,363
117,680,103	56,725	42,105	13,604	10,097
94,490,358	47,879	35,073	11,720	8,585
272,586,145	63,518	46,091	13,926	10,106
139,396,635	68,483	49,548	14,279	10,331
133,189,509	59,014	42,955	13,574	9,880
328,161,733	66,902	49,715	14,075	10,460
143,749,156	69,399	50,956	13,921	10,222
184,412,577	65,038	48,789	14,201	10,653
446,711,369	70,160	52,608	13,393	10,042
181,620,427	72,117	53,041	12,716	9,352
265,090,942	68,838	52,315	13,918	10,577
664,856,164	72,342	54,093	11,935	8,924
290,847,123	77,154	57,208	11,602	8,603
374,009,041	68,947	51,896	12,212	9,192
778,610,727	74,115	55,309	10,157	7,580
379,684,406	80,906	60,404	10,059	7,510
398,926,320	68,637	51,198	10,253	7,648
1,187,076,469	77,045	57,911	9,127	6,860
589,556,911	85,153	64,164	9,147	6,893
597,519,557	70,459	52,831	9,107	6,828
1,501,322,678	79,810	60,043	8,270	6,221
743,196,075	90,453	68,567	8,675	6,576
758,126,603	71,666	53,521	7,913	5,909
1,965,869,556	82,856	62,359	7,650	5,757
983,398,324	95,125	72,403	8,207	6,247
982,471,232	73,568	54,756	7,173	5,339
2,078,711,875	86,679	65,385	7,401	5,583
1,078,748,706	99,251	75,811	7,935	6,061
999,963,169	76,493	56,938	6,912	5,145
1,880,908,392	89,302	68,552	7,850	6,026
972,221,904	102,510	79,246	8,442	6,526
908,686,488	78,621	59,903	7,309	5,569
1,684,392,023	89,401	69,114	8,084	6,249
837,095,169	101,049	78,421	8,570	6,651
847,296,854	80,323	61,861	7,658	5,898
1,642,727,520	90,893	70,802	8,731	6,801
723,204,336	101,738	79,732	8,928	6,997
919,523,185	83,933	65,070	8,584	6,655
1,208,766,107	93,067	72,359	9,995	7,771
445,305,359	103,589	81,277	9,761	7,659
763,460,748	87,931	68,007	10,135	7,838
1,039,486,039	93,411	71,631	13,260	10,168
264,826,000	105,612	81,450	11,761	9,070
774,660,039	89,888	68,796	13,859	10,607

Note : 1) Based on the Treatment Month 2) As of the end of the Year

3) Rounding error can exist

4) The visit days to drug store with prescription are excluded from the Total

구 분 Division		진료실인원 Patients	내 원 일 수 Visits	급 여 일 수 Reimbursed Days	진료비 (천원) Medical Expense (KRW 1,000)
계	Total	48,128,786	1,050,494,672	1,549,439,445	61,364,076,319
남자	M	23,594,885	449,101,937	699,746,760	28,033,626,694
여자	F	24,533,901	601,392,735	849,692,685	33,330,449,625
0세	Age	329,260	5,714,130	6,254,915	634,755,265
남자	M	169,035	3,070,787	3,385,455	348,672,153
여자	F	160,225	2,643,343	2,869,460	286,083,112
1 ~ 4세	S.T	1,636,802	55,836,371	59,870,196	1,525,914,058
남자	M	839,669	29,422,070	31,651,014	824,166,323
여자	F	797,133	26,414,301	28,219,182	701,747,736
5 ~ 9세	S.T	2,254,866	45,100,491	49,590,025	1,334,793,596
남자	M	1,158,943	23,623,355	26,543,470	702,611,528
여자	F	1,095,923	21,477,136	23,046,555	632,182,068
10~14세	S.T	2,177,935	25,775,330	30,616,465	915,752,673
남자	M	1,123,620	13,773,954	17,030,476	506,600,654
여자	F	1,054,315	12,001,376	13,585,989	409,152,019
15~19세	S.T	2,509,984	24,875,322	32,089,315	1,040,788,275
남자	M	1,292,803	12,776,409	16,813,293	585,897,071
여자	F	1,217,181	12,098,913	15,276,022	454,891,204
20~24세	S.T	3,009,757	27,886,302	39,811,005	1,387,934,990
남자	M	1,508,285	12,438,773	19,090,492	694,934,279
여자	F	1,501,472	15,447,529	20,720,513	693,000,711
25~29세	S.T	3,188,615	34,186,699	48,722,348	1,786,971,250
남자	M	1,628,170	14,423,584	21,574,529	783,098,746
여자	F	1,560,445	19,763,115	27,147,819	1,003,872,504
30~34세	S.T	3,026,032	38,348,180	54,055,224	2,215,117,652
남자	M	1,516,254	15,093,636	22,632,143	819,960,889
여자	F	1,509,778	23,254,544	31,423,081	1,395,156,763
35~39세	S.T	3,770,452	50,787,602	72,746,212	2,853,316,101
남자	M	1,871,242	21,121,774	31,946,052	1,165,991,756
여자	F	1,899,210	29,665,828	40,800,160	1,687,324,346
40~44세	S.T	3,562,535	51,156,998	75,297,770	2,799,019,539
남자	M	1,777,445	23,040,980	35,565,050	1,306,987,872
여자	F	1,785,090	28,116,018	39,732,720	1,492,031,667
45~49세	S.T	4,124,491	66,328,454	97,515,156	3,693,860,877
남자	M	2,044,974	29,503,797	45,791,907	1,738,723,826
여자	F	2,079,517	36,824,657	51,723,249	1,955,137,051
50~54세	S.T	3,934,572	77,400,619	112,840,332	4,441,856,831
남자	M	1,931,818	32,552,867	50,776,465	2,060,290,852
여자	F	2,002,754	44,847,752	62,063,867	2,381,565,979
55~59세	S.T	4,050,620	95,473,187	139,883,931	5,686,016,106
남자	M	1,979,992	40,169,698	62,095,596	2,731,789,494
여자	F	2,070,628	55,303,489	77,788,335	2,954,226,612
60~64세	S.T	3,353,297	94,992,734	140,206,735	5,922,667,285
남자	M	1,632,588	41,055,933	62,555,926	2,955,315,400
여자	F	1,720,709	53,936,801	77,650,809	2,967,351,885
65~69세	S.T	2,282,164	86,992,977	133,437,703	5,728,247,327
남자	M	1,093,477	37,357,531	61,061,673	2,865,662,569
여자	F	1,188,687	49,635,446	72,376,030	2,862,584,758
70~74세	S.T	1,763,041	82,092,856	147,010,010	5,535,944,262
남자	M	821,383	35,076,852	75,818,140	2,715,631,003
여자	F	941,658	47,016,004	71,191,870	2,820,313,259
75~79세	S.T	1,516,982	82,477,533	138,465,943	5,775,793,018
남자	M	649,865	32,354,720	58,173,463	2,538,129,493
여자	F	867,117	50,122,813	80,292,480	3,237,663,525
80~84세	S.T	973,747	59,121,678	98,055,211	4,389,379,687
남자	M	368,590	20,578,613	35,624,701	1,668,941,812
여자	F	605,157	38,543,065	62,430,510	2,720,437,875
85세 이상	And over	663,634	45,947,209	72,970,949	3,695,947,527
남자	M	186,732	11,666,604	21,616,915	1,020,220,975
여자	F	476,902	34,280,605	51,354,034	2,675,726,552

주 : 1) 수진기준 2) 연도말 기준

3) 반올림 관계로 총계와 내용의 합이 다를 수 있음

4) 약국의 처방조제 내원일수는 합계의 내원일수에서 제외함

급여실적(의료기관 소계)

and Gender(Inpatient & Outpatient)

(단위 : 일, 원)

Unit : Day, KRW

급 여 비 (천원) Benefit (KRW 1,000)	내 원 1 일 당 Per Visit		급 여 1 일 당 Per reimbursed day	
	진 료 비 Medical Expense	급 여 비 Benefit	진 료 비 Medical Expense	급 여 비 Benefit
46,767,184,741	58,414	44,519	39,604	30,183
21,502,805,492	62,422	47,880	40,063	30,729
25,264,379,249	55,422	42,010	39,226	29,734
604,390,369	111,085	105,771	101,481	96,626
331,820,718	113,545	108,057	102,991	98,014
272,569,652	108,228	103,116	99,699	94,990
1,249,666,773	27,328	22,381	25,487	20,873
675,533,737	28,012	22,960	26,039	21,343
574,133,036	26,567	21,736	24,868	20,345
998,451,107	29,596	22,138	26,917	20,134
530,995,364	29,742	22,478	26,470	20,005
467,455,744	29,435	21,765	27,431	20,283
668,480,072	35,528	25,935	29,910	21,834
375,059,415	36,780	27,230	29,747	22,023
293,420,658	34,092	24,449	30,116	21,597
756,556,736	41,840	30,414	32,434	23,577
428,661,176	45,858	33,551	34,847	25,495
327,895,559	37,598	27,101	29,778	21,465
990,924,756	49,771	35,534	34,863	24,891
497,653,282	55,868	40,008	36,402	26,068
493,271,474	44,862	31,932	33,445	23,806
1,308,138,945	52,271	38,265	36,677	26,849
565,127,535	54,293	39,181	36,297	26,194
743,011,410	50,795	37,596	36,978	27,369
1,666,061,027	57,763	43,446	40,979	30,821
591,199,055	54,325	39,169	36,230	26,122
1,074,861,972	59,995	46,222	44,399	34,206
2,119,021,529	56,181	41,723	39,223	29,129
845,561,441	55,203	40,033	36,499	26,468
1,273,460,088	56,878	42,927	41,356	31,212
2,058,644,261	54,714	40,242	37,173	27,340
957,472,555	56,724	41,555	36,749	26,922
1,101,171,706	53,067	39,165	37,552	27,714
2,742,016,596	55,690	41,340	37,880	28,119
1,291,583,449	58,932	43,777	37,970	28,205
1,450,433,147	53,093	39,388	37,800	28,042
3,313,322,506	57,388	42,807	39,364	29,363
1,549,014,503	63,291	47,585	40,576	30,507
1,764,308,003	53,103	39,340	38,373	28,427
4,270,674,634	59,556	44,732	40,648	30,530
2,082,009,063	68,006	51,830	43,993	33,529
2,188,665,571	53,418	39,576	37,978	28,136
4,483,215,880	62,349	47,195	42,242	31,976
2,277,498,854	71,983	55,473	47,243	36,407
2,205,717,026	55,015	40,894	38,214	28,406
4,433,581,805	65,847	50,965	42,928	33,226
2,241,418,344	76,709	59,999	46,931	36,707
2,192,163,461	57,672	44,165	39,552	30,289
4,318,486,695	67,435	52,605	37,657	29,375
2,134,324,378	77,419	60,847	35,818	28,151
2,184,162,317	59,986	46,456	39,616	30,680
4,528,676,140	70,029	54,908	41,713	32,706
2,013,893,514	78,447	62,244	43,630	34,619
2,514,782,626	64,595	50,172	40,323	31,320
3,421,636,352	74,243	57,874	44,764	34,895
1,319,756,208	81,101	64,132	46,848	37,046
2,101,880,144	70,582	54,533	43,575	33,668
2,835,238,559	80,439	61,706	50,650	38,854
794,222,904	87,448	68,077	47,195	36,741
2,041,015,655	78,054	59,538	52,104	39,744

Note : 1) Based on the Treatment Month 2) As of the end of the Year

3) Rounding error can exist

4) The visit days to drug store with prescription are excluded from the Total

제Ⅲ-7-1표

Table Ⅲ-7-1

연령별 성별

Service Benefits by

구 분 Division		진료실인원 Patients	내 원 일 수 Visits	급 여 일 수 Reimbursed Days	진료비 (천 원) Medical Expense (KRW 1,000)
계	Total	7,351,564	146,084,399	219,034,314	28,860,601,149
남자	M	3,345,146	58,546,333	94,058,956	13,356,229,048
여자	F	4,006,418	87,538,066	124,975,358	15,504,372,100
0세	Age	321,075	2,257,462	2,739,063	560,357,698
남자	M	164,861	1,201,826	1,483,798	308,145,667
여자	F	156,214	1,055,636	1,255,265	252,212,031
1 ~ 4세	S.T	416,696	3,032,875	5,759,779	566,655,032
남자	M	222,931	1,635,357	3,125,284	311,468,841
여자	F	193,765	1,397,518	2,634,495	255,186,192
5 ~ 9세	S.T	230,824	1,364,273	2,617,857	290,613,680
남자	M	126,726	738,531	1,428,686	160,811,783
여자	F	104,098	625,742	1,189,171	129,801,898
10~14세	S.T	139,256	895,548	1,683,129	217,389,844
남자	M	80,945	511,096	965,986	126,541,943
여자	F	58,311	384,452	717,143	90,847,902
15~19세	S.T	179,016	1,338,660	2,519,540	334,413,714
남자	M	102,099	779,968	1,479,406	202,876,350
여자	F	76,917	558,692	1,040,134	131,537,364
20~24세	S.T	246,875	1,866,343	3,503,916	454,898,436
남자	M	129,080	1,091,138	2,055,342	258,900,554
여자	F	117,795	775,205	1,448,574	195,997,882
25~29세	S.T	309,118	2,317,855	4,161,264	577,864,375
남자	M	128,525	1,118,314	2,021,032	256,430,790
여자	F	180,593	1,199,541	2,140,232	321,433,585
30~34세	S.T	398,335	2,970,505	5,255,489	783,189,308
남자	M	131,235	1,164,348	2,147,157	266,227,788
여자	F	267,100	1,806,157	3,108,332	516,961,520
35~39세	S.T	450,462	3,830,986	6,941,236	998,167,852
남자	M	178,038	1,720,155	3,195,431	403,452,367
여자	F	272,424	2,110,831	3,745,805	594,715,485
40~44세	S.T	380,808	3,898,730	7,172,892	986,201,073
남자	M	179,302	2,020,821	3,686,433	484,570,923
여자	F	201,506	1,877,909	3,486,459	501,630,151
45~49세	S.T	473,782	5,602,801	10,191,478	1,415,436,603
남자	M	220,078	2,811,562	5,063,611	705,420,894
여자	F	253,704	2,791,239	5,127,867	710,015,709
50~54세	S.T	546,053	7,557,260	13,501,156	1,812,252,258
남자	M	245,811	3,600,563	6,420,894	917,207,820
여자	F	300,242	3,956,697	7,080,262	895,044,438
55~59세	S.T	654,918	10,471,591	18,427,521	2,478,084,842
남자	M	302,679	5,090,744	8,963,095	1,317,563,693
여자	F	352,239	5,380,847	9,464,426	1,160,521,149
60~64세	S.T	616,270	11,337,570	19,490,197	2,740,495,164
남자	M	292,945	5,815,697	9,954,092	1,502,283,511
여자	F	323,325	5,521,873	9,536,105	1,238,211,654
65~69세	S.T	482,717	10,434,213	17,197,077	2,552,219,565
남자	M	230,424	5,409,385	8,869,439	1,382,948,029
여자	F	252,293	5,024,828	8,327,638	1,169,271,537
70~74세	S.T	436,734	11,650,164	18,083,623	2,714,804,313
남자	M	207,120	5,664,507	8,980,266	1,397,953,082
여자	F	229,614	5,985,657	9,103,357	1,316,851,231
75~79세	S.T	449,331	17,443,547	24,020,196	3,314,186,749
남자	M	192,545	6,678,281	9,680,984	1,466,231,616
여자	F	256,786	10,765,266	14,339,212	1,847,955,133
80~84세	S.T	339,966	20,466,706	25,183,036	3,004,086,594
남자	M	128,907	6,038,060	7,946,711	1,101,233,105
여자	F	211,059	14,428,646	17,236,325	1,902,853,490
85세 이상	And over	279,328	27,347,310	30,585,865	3,059,284,047
남자	M	80,895	5,455,980	6,591,309	785,960,295
여자	F	198,433	21,891,330	23,994,556	2,273,323,753

주 : 1) 수진기준 2) 연도말 기준

3) 반올림 관계로 총계와 내용의 합이 다를 수 있음

4) 약국의 처방조제 내원일수는 합계의 내원일수에서 제외함

급여실적(입원)

Age and Gender(Inpatient)

(단위 : 일, 원)

Unit : Day, KRW

급 여 비 (천원) Benefit (KRW 1,000)	내 원 1 일 당 Per Visit		급 여 1 일 당 Per reimbursed day	
	진 료 비 Medical Expense	급 여 비 Benefit	진 료 비 Medical Expense	급 여 비 Benefit
23,605,598,093	197,561	161,589	131,763	107,771
11,040,564,370	228,131	188,578	141,998	117,379
12,565,033,723	177,116	143,538	124,059	100,540
549,450,244	248,225	243,393	204,580	200,598
301,934,328	256,398	251,230	207,674	203,487
247,515,916	238,920	234,471	200,923	197,182
521,602,370	186,838	171,983	98,381	90,559
286,815,734	190,459	175,384	99,661	91,773
234,786,637	182,600	168,003	96,863	89,120
265,974,312	213,017	194,957	111,012	101,600
147,102,100	217,745	199,182	112,559	102,963
118,872,212	207,437	189,970	109,153	99,962
197,971,564	242,745	221,062	129,158	117,621
115,208,530	247,589	225,415	130,998	119,265
82,763,034	236,305	215,275	126,680	115,407
273,016,714	249,812	203,948	132,728	108,360
164,770,368	260,109	211,253	137,134	111,376
108,246,346	235,438	193,750	126,462	104,070
359,836,843	243,738	192,803	129,826	102,696
201,910,458	237,276	185,046	125,965	98,237
157,926,386	252,834	203,722	135,304	109,022
472,409,431	249,310	203,813	138,868	113,525
201,512,292	229,301	180,193	126,881	99,708
270,897,138	267,964	225,834	150,186	126,574
660,488,188	263,655	222,349	149,023	125,676
209,857,922	228,650	180,236	123,991	97,738
450,630,266	286,222	249,497	166,315	144,975
826,247,075	260,551	215,675	143,803	119,035
320,718,293	234,544	186,447	126,259	100,368
505,528,782	281,745	239,493	158,768	134,959
799,483,589	252,954	205,063	137,490	111,459
389,619,695	239,789	192,803	131,447	105,690
409,863,894	267,122	218,255	143,880	117,559
1,152,009,103	252,630	205,613	138,884	113,037
574,982,540	250,900	204,506	139,312	113,552
577,026,563	254,373	206,728	138,462	112,528
1,480,416,216	239,803	195,893	134,229	109,651
754,043,045	254,740	209,424	142,847	117,436
726,373,171	226,210	183,581	126,414	102,591
2,033,148,320	236,648	194,158	134,477	110,332
1,091,048,050	258,816	214,320	146,999	121,727
942,100,270	215,676	175,084	122,619	99,541
2,255,498,820	241,718	198,940	140,609	115,725
1,249,414,931	258,315	214,835	150,921	125,518
1,006,083,890	224,238	182,200	129,845	105,503
2,100,416,490	244,601	201,301	148,410	122,138
1,151,377,842	255,657	212,848	155,923	129,814
949,038,648	232,699	188,870	140,409	113,963
2,226,054,563	233,027	191,075	150,125	123,098
1,160,401,832	246,792	204,855	155,669	129,217
1,065,652,731	220,001	178,034	144,656	117,062
2,682,084,558	189,995	153,758	137,975	111,660
1,206,312,748	219,552	180,632	151,455	124,606
1,475,771,810	171,659	137,086	128,874	102,919
2,383,468,973	146,779	116,456	119,290	94,646
891,551,001	182,382	147,655	138,577	112,191
1,491,917,973	131,880	103,400	110,398	86,557
2,366,020,719	111,868	86,517	100,023	77,357
621,982,662	144,055	114,000	119,242	94,364
1,744,038,058	103,846	79,668	94,743	72,685

Note : 1) Based on the Treatment Month 2) As of the end of the Year

3) Rounding error can exist

4) The visit days to drug store with prescription are excluded from the Total

제Ⅲ-7-2표

Table Ⅲ-7-2

연령별 성별

Service Benefits by

구 분 Division		진료실인원 Patients	내 원 일 수 Visits	급 여 일 수 Reimbursed Days	진료비 (천원) Medical Expense (KRW 1,000)
계	Total	47,935,786	904,410,273	1,330,405,131	32,503,475,170
남자	M	23,514,317	390,555,604	605,687,804	14,677,397,646
여자	F	24,421,469	513,854,669	724,717,327	17,826,077,524
0세	Age	297,701	3,456,668	3,515,852	74,397,567
남자	M	153,861	1,868,961	1,901,657	40,526,486
여자	F	143,840	1,587,707	1,614,195	33,871,081
1 ~ 4세	S.T	1,636,524	52,803,496	54,110,417	959,259,026
남자	M	839,526	27,786,713	28,525,730	512,697,482
여자	F	796,998	25,016,783	25,584,687	446,561,544
5 ~ 9세	S.T	2,254,687	43,736,218	46,972,168	1,044,179,916
남자	M	1,158,844	22,884,824	25,114,784	541,799,746
여자	F	1,095,843	20,851,394	21,857,384	502,380,171
10~14세	S.T	2,177,408	24,879,782	28,933,336	698,362,829
남자	M	1,123,304	13,262,858	16,064,490	380,058,712
여자	F	1,054,104	11,616,924	12,868,846	318,304,118
15~19세	S.T	2,508,587	23,536,662	29,569,775	706,374,561
남자	M	1,291,892	11,996,441	15,333,887	383,020,720
여자	F	1,216,695	11,540,221	14,235,888	323,353,841
20~24세	S.T	3,007,038	26,019,959	36,307,089	933,036,554
남자	M	1,506,273	11,347,635	17,035,150	436,033,725
여자	F	1,500,765	14,672,324	19,271,939	497,002,829
25~29세	S.T	3,186,090	31,868,844	44,561,084	1,209,106,875
남자	M	1,626,276	13,305,270	19,553,497	526,667,957
여자	F	1,559,814	18,563,574	25,007,587	682,438,919
30~34세	S.T	3,023,709	35,377,675	48,799,735	1,431,928,344
남자	M	1,514,511	13,929,288	20,484,986	553,733,101
여자	F	1,509,198	21,448,387	28,314,749	878,195,243
35~39세	S.T	3,767,429	46,956,616	65,804,976	1,855,148,249
남자	M	1,868,961	19,401,619	28,750,621	762,539,388
여자	F	1,898,468	27,554,997	37,054,355	1,092,608,861
40~44세	S.T	3,559,223	47,258,268	68,124,878	1,812,818,466
남자	M	1,775,062	21,020,159	31,878,617	822,416,949
여자	F	1,784,161	26,238,109	36,246,261	990,401,517
45~49세	S.T	4,119,826	60,725,653	87,323,678	2,278,424,274
남자	M	2,041,621	26,692,235	40,728,296	1,033,302,931
여자	F	2,078,205	34,033,418	46,595,382	1,245,121,343
50~54세	S.T	3,929,169	69,843,359	99,339,176	2,629,604,573
남자	M	1,927,941	28,952,304	44,355,571	1,143,083,032
여자	F	2,001,228	40,891,055	54,983,605	1,486,521,541
55~59세	S.T	4,044,017	85,001,596	121,456,410	3,207,931,264
남자	M	1,975,278	35,078,954	53,132,501	1,414,225,802
여자	F	2,068,739	49,922,642	68,323,909	1,793,705,462
60~64세	S.T	3,346,165	83,655,164	120,716,538	3,182,172,121
남자	M	1,627,638	35,240,236	52,601,834	1,453,031,890
여자	F	1,718,527	48,414,928	68,114,704	1,729,140,231
65~69세	S.T	2,274,893	76,558,764	116,240,626	3,176,027,762
남자	M	1,088,743	31,948,146	52,192,234	1,482,714,540
여자	F	1,186,150	44,610,618	64,048,392	1,693,313,221
70~74세	S.T	1,753,431	70,442,692	128,926,387	2,821,139,949
남자	M	816,167	29,412,345	66,837,874	1,317,677,921
여자	F	937,264	41,030,347	62,088,513	1,503,462,028
75~79세	S.T	1,497,155	65,033,986	114,445,747	2,461,606,269
남자	M	641,862	25,676,439	48,492,479	1,071,897,877
여자	F	855,293	39,357,547	65,953,268	1,389,708,392
80~84세	S.T	943,743	38,654,972	72,872,175	1,385,293,093
남자	M	359,657	14,540,553	27,677,990	567,708,707
여자	F	584,086	24,114,419	45,194,185	817,584,386
85세 이상	And over	608,991	18,599,899	42,385,084	636,663,479
남자	M	176,900	6,210,624	15,025,606	234,260,680
여자	F	432,091	12,389,275	27,359,478	402,402,799

주 : 1) 수진기준 2) 연도말 기준

3) 반올림 관계로 총계와 내용의 합이 다를 수 있음

4) 약국의 처방조제 내원일수는 합계의 내원일수에서 제외함

급여실적(외래)

Age and Gender(Outpatient)

(단위 : 일, 원)

Unit : Day, KRW

급 여 비 (천원) Benefit (KRW 1,000)	내 원 1 일 당 Per Visit		급 여 1 일 당 Per reimbursed day	
	진 료 비 Medical Expense	급 여 비 Benefit	진 료 비 Medical Expense	급 여 비 Benefit
23,161,586,648	35,939	25,610	24,431	17,409
10,462,241,122	37,581	26,788	24,233	17,273
12,699,345,526	34,691	24,714	24,597	17,523
54,940,125	21,523	15,894	21,161	15,626
29,886,390	21,684	15,991	21,311	15,716
25,053,736	21,333	15,780	20,983	15,521
728,064,402	18,167	13,788	17,728	13,455
388,718,003	18,451	13,989	17,973	13,627
339,346,399	17,850	13,565	17,454	13,264
732,476,796	23,874	16,748	22,230	15,594
383,893,264	23,675	16,775	21,573	15,286
348,583,532	24,093	16,718	22,984	15,948
470,508,508	28,069	18,911	24,137	16,262
259,850,885	28,656	19,592	23,658	16,175
210,657,623	27,400	18,134	24,734	16,370
483,540,022	30,012	20,544	23,888	16,353
263,890,808	31,928	21,997	24,979	17,210
219,649,214	28,020	19,033	22,714	15,429
631,087,913	35,858	24,254	25,698	17,382
295,742,825	38,425	26,062	25,596	17,361
335,345,089	33,873	22,856	25,789	17,401
835,729,514	37,940	26,224	27,134	18,755
363,615,242	39,583	27,329	26,935	18,596
472,114,272	36,762	25,432	27,289	18,879
1,005,572,839	40,475	28,424	29,343	20,606
381,341,133	39,753	27,377	27,031	18,616
624,231,707	40,945	29,104	31,015	22,046
1,292,774,453	39,508	27,531	28,192	19,646
524,843,147	39,303	27,052	26,523	18,255
767,931,306	39,652	27,869	29,487	20,724
1,259,160,672	38,360	26,644	26,610	18,483
567,852,860	39,125	27,015	25,798	17,813
691,307,812	37,747	26,347	27,324	19,073
1,590,007,493	37,520	26,183	26,092	18,208
716,600,909	38,712	26,847	25,371	17,595
873,406,584	36,585	25,663	26,722	18,744
1,832,906,290	37,650	26,243	26,471	18,451
794,971,458	39,482	27,458	25,771	17,923
1,037,934,832	36,353	25,383	27,036	18,877
2,237,526,314	37,740	26,323	26,412	18,422
990,961,013	40,316	28,249	26,617	18,651
1,246,565,301	35,930	24,970	26,253	18,245
2,227,717,060	38,039	26,630	26,361	18,454
1,028,083,923	41,232	29,174	27,623	19,545
1,199,633,137	35,715	24,778	25,386	17,612
2,333,165,315	41,485	30,475	27,323	20,072
1,090,040,502	46,410	34,119	28,409	20,885
1,243,124,813	37,958	27,866	26,438	19,409
2,092,432,132	40,049	29,704	21,882	16,230
973,922,546	44,800	33,113	19,715	14,571
1,118,509,586	36,643	27,261	24,215	18,015
1,846,591,582	37,851	28,394	21,509	16,135
807,580,767	41,746	31,452	22,104	16,654
1,039,010,816	35,310	26,399	21,071	15,754
1,038,167,379	35,837	26,857	19,010	14,246
428,205,207	39,043	29,449	20,511	15,471
609,962,171	33,904	25,294	18,090	13,496
469,217,840	34,229	25,227	15,021	11,070
172,240,242	37,719	27,733	15,591	11,463
296,977,598	32,480	23,971	14,708	10,855

Note : 1) Based on the Treatment Month 2) As of the end of the Year

3) Rounding error can exist

4) The visit days to drug store with prescription are excluded from the Total

제Ⅲ-8표

Table Ⅲ-8

연령별 성별

Service Benefits by

구 분 Division		진료실인원 Patients	내 원 일 수 Visits	급 여 일 수 Reimbursed Days	진료비 (천원) Medical Expense (KRW 1,000)
계	Total	45,671,938	514,582,965	7,473,544,120	16,546,355,371
남자	M	22,157,249	229,604,178	3,441,198,442	7,938,806,312
여자	F	23,514,689	284,978,787	4,032,345,678	8,607,549,059
0세	Age	255,354	2,393,423	8,483,071	21,850,065
남자	M	132,824	1,295,016	4,615,102	11,964,325
여자	F	122,530	1,098,407	3,867,969	9,885,741
1 ~ 4세	S.T	1,629,094	45,660,958	166,446,760	526,920,774
남자	M	835,961	23,919,887	87,788,645	279,324,706
여자	F	793,133	21,741,071	78,658,115	247,596,068
5 ~ 9세	S.T	2,209,932	31,027,061	122,424,512	419,444,418
남자	M	1,137,170	16,340,379	65,997,662	225,688,537
여자	F	1,072,762	14,686,682	56,426,850	193,755,880
10~14세	S.T	2,066,959	15,176,881	66,980,994	219,951,236
남자	M	1,073,335	8,150,842	37,290,721	121,407,506
여자	F	993,624	7,026,039	29,690,273	98,543,731
15~19세	S.T	2,360,623	13,865,672	72,617,145	221,100,268
남자	M	1,206,718	6,895,515	37,737,446	115,887,771
여자	F	1,153,905	6,970,157	34,879,699	105,212,497
20~24세	S.T	2,743,109	14,098,284	87,864,598	255,382,167
남자	M	1,327,925	5,729,881	41,076,424	116,566,464
여자	F	1,415,184	8,368,403	46,788,174	138,815,704
25~29세	S.T	2,939,259	16,839,244	111,580,618	315,951,796
남자	M	1,463,191	6,953,659	49,697,486	143,376,991
여자	F	1,476,068	9,885,585	61,883,132	172,574,805
30~34세	S.T	2,810,085	18,266,163	139,241,558	363,286,455
남자	M	1,379,160	7,408,533	62,410,457	168,440,165
여자	F	1,430,925	10,857,630	76,831,101	194,846,290
35~39세	S.T	3,537,711	25,878,248	233,516,879	572,952,633
남자	M	1,727,828	10,767,910	112,593,733	282,529,282
여자	F	1,809,883	15,110,338	120,923,146	290,423,351
40~44세	S.T	3,353,738	26,205,778	308,277,806	691,390,838
남자	M	1,656,110	11,741,411	160,856,274	371,098,467
여자	F	1,697,628	14,464,367	147,421,532	320,292,372
45~49세	S.T	3,891,453	33,172,392	486,069,905	1,015,893,857
남자	M	1,911,211	14,974,530	250,399,336	549,125,699
여자	F	1,980,242	18,197,862	235,670,569	466,768,157
50~54세	S.T	3,757,501	38,144,747	667,189,164	1,334,773,521
남자	M	1,825,300	16,432,467	316,101,243	681,826,919
여자	F	1,932,201	21,712,280	351,087,921	652,946,602
55~59세	S.T	3,911,548	47,256,270	935,602,656	1,860,515,976
남자	M	1,895,061	20,352,705	432,847,503	927,108,372
여자	F	2,016,487	26,903,565	502,755,153	933,407,604
60~64세	S.T	3,267,154	46,864,749	1,002,222,603	2,028,790,163
남자	M	1,580,830	20,729,322	471,353,470	1,013,345,325
여자	F	1,686,324	26,135,427	530,869,133	1,015,444,838
65~69세	S.T	2,234,309	39,839,858	863,544,688	1,796,989,859
남자	M	1,063,651	17,589,911	398,833,403	872,096,556
여자	F	1,170,658	22,249,947	464,711,285	924,893,303
70~74세	S.T	1,717,798	35,155,231	760,490,176	1,629,316,422
남자	M	791,047	15,060,328	337,447,692	746,456,792
여자	F	926,751	20,094,903	423,042,484	882,859,630
75~79세	S.T	1,473,537	33,566,996	723,952,943	1,619,606,845
남자	M	628,608	13,845,234	308,940,197	701,089,606
여자	F	844,929	19,721,762	415,012,746	918,517,239
80~84세	S.T	925,844	20,668,772	460,793,057	1,060,430,840
남자	M	352,014	8,036,616	182,618,552	421,547,663
여자	F	573,830	12,632,156	278,174,505	638,883,177
85세 이상	And over	586,930	10,502,238	256,244,987	591,807,239
남자	M	169,305	3,380,032	82,593,096	189,925,168
여자	F	417,625	7,122,206	173,651,891	401,882,071

주 : 1) 수진기준 2) 연도말 기준

3) 반올림 관계로 총계와 내용의 합이 다를 수 있음

4) 약국의 처방조제 내원일수는 합계의 내원일수에서 제외함

급여실적(약국 소계)

Age and Gender(Pharmacy)

(단위 : 일, 원)

Unit : Day, KRW

급여비 (천원) Benefit (KRW 1,000)	내원 1일당 Per Visit		급여 1일당 Per reimbursed day	
	진료비 Medical Expense	급여비 Benefit	진료비 Medical Expense	급여비 Benefit
11,981,810,337	32,155	23,285	2,214	1,603
5,739,463,517	34,576	24,997	2,307	1,668
6,242,346,820	30,204	21,905	2,135	1,548
17,381,374	9,129	7,262	2,576	2,049
9,517,499	9,239	7,349	2,592	2,062
7,863,876	9,000	7,159	2,556	2,033
418,041,879	11,540	9,155	3,166	2,512
221,623,803	11,678	9,265	3,182	2,525
196,418,076	11,388	9,034	3,148	2,497
309,450,503	13,519	9,974	3,426	2,528
166,363,623	13,812	10,181	3,420	2,521
143,086,881	13,193	9,743	3,434	2,536
155,946,773	14,493	10,275	3,284	2,328
86,018,625	14,895	10,553	3,256	2,307
69,928,149	14,026	9,953	3,319	2,355
157,693,333	15,946	11,373	3,045	2,172
82,720,588	16,806	11,996	3,071	2,192
74,972,745	15,095	10,756	3,016	2,149
182,106,234	18,114	12,917	2,907	2,073
83,421,150	20,344	14,559	2,838	2,031
98,685,083	16,588	11,793	2,967	2,109
225,893,655	18,763	13,415	2,832	2,024
103,040,406	20,619	14,818	2,885	2,073
122,853,248	17,457	12,428	2,789	1,985
259,607,577	19,888	14,212	2,609	1,864
120,489,785	22,736	16,264	2,699	1,931
139,117,792	17,946	12,813	2,536	1,811
409,790,398	22,140	15,835	2,454	1,755
201,549,585	26,238	18,718	2,509	1,790
208,240,813	19,220	13,781	2,402	1,722
495,443,787	26,383	18,906	2,243	1,607
264,500,812	31,606	22,527	2,307	1,644
230,942,975	22,144	15,966	2,173	1,567
729,460,134	30,625	21,990	2,090	1,501
391,529,641	36,671	26,146	2,193	1,564
337,930,493	25,650	18,570	1,981	1,434
958,750,122	34,992	25,135	2,001	1,437
487,506,702	41,493	29,667	2,157	1,542
471,243,420	30,073	21,704	1,860	1,342
1,336,834,961	39,371	28,289	1,989	1,429
664,653,090	45,552	32,657	2,142	1,536
672,181,871	34,695	24,985	1,857	1,337
1,457,906,986	43,290	31,109	2,024	1,455
727,712,087	48,885	35,105	2,150	1,544
730,194,899	38,853	27,939	1,913	1,375
1,303,876,960	45,105	32,728	2,081	1,510
633,248,612	49,579	36,001	2,187	1,588
670,628,349	41,568	30,141	1,990	1,443
1,182,864,003	46,346	33,647	2,142	1,555
540,149,664	49,564	35,866	2,212	1,601
642,714,339	43,935	31,984	2,087	1,519
1,184,144,734	48,250	35,277	2,237	1,636
513,703,429	50,638	37,103	2,269	1,663
670,441,306	46,574	33,995	2,213	1,615
773,181,757	51,306	37,408	2,301	1,678
308,795,085	52,453	38,424	2,308	1,691
464,386,673	50,576	36,762	2,297	1,669
423,435,166	56,351	40,319	2,310	1,652
132,919,330	56,190	39,325	2,300	1,609
290,515,835	56,427	40,790	2,314	1,673

Note : 1) Based on the Treatment Month 2) As of the end of the Year

3) Rounding error can exist

4) The visit days to drug store with prescription are excluded from the Total

제Ⅲ-9표

Table Ⅲ-9

연령별 성별 요양기관종별

Average Visit Days by Age, Gender and

구 분 Division		총 계 Total			의 료 기 관 소 계 Sub-Total			중 합 G.H	
		계 T	입 원 I.P	외 래 O.P	계 T	입 원 I.P	외 래 O.P	계 T	입 원 I.P
계	Total	20,591.39	2,860.36	17,731.02	20,568.90	2,860.36	17,708.54	2,954.08	840.37
남자	M	17,557.18	2,285.22	15,271.96	17,529.67	2,285.22	15,244.45	2,846.47	833.67
여자	F	23,645.51	3,439.28	20,206.23	23,628.08	3,439.28	20,188.80	3,062.40	847.11
0세	Age	18,007.65	7,114.22	10,893.43	18,007.64	7,114.22	10,893.42	4,496.59	2,821.85
남자	M	18,864.66	7,382.72	11,481.95	18,864.66	7,382.72	11,481.94	4,854.44	3,041.54
여자	F	17,105.09	6,831.45	10,273.64	17,105.07	6,831.45	10,273.62	4,119.73	2,590.49
1 ~ 4세	S.T	33,678.99	1,829.34	31,849.65	33,678.83	1,829.34	31,849.49	3,139.42	773.04
남자	M	34,605.62	1,923.48	32,682.14	34,605.44	1,923.48	32,681.96	3,374.70	829.03
여자	F	32,703.58	1,730.25	30,973.33	32,703.44	1,730.25	30,973.19	2,891.76	714.11
5 ~ 9세	S.T	19,618.45	593.43	19,025.02	19,617.80	593.43	19,024.37	1,599.62	282.82
남자	M	19,997.00	625.15	19,371.85	19,996.36	625.15	19,371.22	1,619.46	306.12
여자	F	19,218.28	559.90	18,658.38	19,217.62	559.90	18,657.71	1,578.66	258.19
10~14세	S.T	11,363.15	394.72	10,968.43	11,360.63	394.72	10,965.91	1,147.06	227.30
남자	M	11,757.31	436.17	11,321.13	11,754.65	436.17	11,318.48	1,164.76	250.88
여자	F	10,942.14	350.44	10,591.70	10,939.75	350.44	10,589.32	1,128.16	202.11
15~19세	S.T	9,204.20	495.10	8,709.10	9,200.05	495.10	8,704.95	991.14	265.56
남자	M	9,066.71	553.23	8,513.48	9,062.35	553.23	8,509.12	1,074.13	288.40
여자	F	9,353.99	431.76	8,922.23	9,350.08	431.76	8,918.32	900.72	240.67
20~24세	S.T	8,234.01	550.86	7,683.14	8,229.84	550.86	7,678.98	1,034.29	255.71
남자	M	6,955.26	609.76	6,345.50	6,951.15	609.76	6,341.39	1,052.68	271.03
여자	F	9,665.05	484.95	9,180.11	9,660.82	484.95	9,175.87	1,013.71	238.56
25~29세	S.T	9,726.60	659.05	9,067.55	9,720.51	659.05	9,061.46	1,109.84	260.20
남자	M	7,721.32	598.12	7,123.20	7,714.30	598.12	7,116.18	970.66	241.55
여자	F	12,002.71	728.21	11,274.50	11,997.69	728.21	11,269.47	1,267.80	281.38
30~34세	S.T	11,577.77	896.08	10,681.69	11,568.08	896.08	10,672.00	1,357.42	321.60
남자	M	8,753.03	674.32	8,078.72	8,741.26	674.32	8,066.94	1,076.11	263.50
여자	F	14,648.70	1,137.17	13,511.53	14,641.26	1,137.17	13,504.09	1,663.24	384.77
35~39세	S.T	12,283.81	925.52	11,358.29	12,269.72	925.52	11,344.20	1,540.46	365.84
남자	M	9,962.79	809.94	9,152.85	9,945.24	809.94	9,135.30	1,279.22	321.24
여자	F	14,729.62	1,047.32	13,682.30	14,719.17	1,047.32	13,671.85	1,815.74	412.83
40~44세	S.T	13,095.76	996.47	12,099.29	13,075.12	996.47	12,078.65	1,785.89	408.91
남자	M	11,532.71	1,009.21	10,523.50	11,506.77	1,009.21	10,497.56	1,559.65	391.71
여자	F	14,734.29	983.11	13,751.18	14,719.20	983.11	13,736.09	2,023.06	426.94
45~49세	S.T	14,674.75	1,237.20	13,437.55	14,646.52	1,237.20	13,409.32	2,109.50	503.15
남자	M	12,837.18	1,219.98	11,617.20	12,802.16	1,219.98	11,582.18	1,845.83	485.35
여자	F	16,578.90	1,255.04	15,323.86	16,557.70	1,255.04	15,302.66	2,382.72	521.59
50~54세	S.T	18,386.73	1,791.38	16,595.35	18,347.13	1,791.38	16,555.75	2,787.16	690.82
남자	M	15,369.79	1,694.66	13,675.13	15,321.47	1,694.66	13,626.81	2,456.87	673.77
여자	F	21,447.82	1,889.52	19,558.29	21,417.06	1,889.52	19,527.54	3,122.27	708.12
55~59세	S.T	22,485.33	2,460.88	20,024.44	22,436.72	2,460.88	19,975.84	3,624.69	934.98
남자	M	19,016.04	2,402.16	16,613.89	18,954.79	2,402.16	16,552.63	3,407.30	958.53
여자	F	25,927.41	2,519.14	23,408.26	25,891.34	2,519.14	23,372.20	3,840.38	911.61
60~64세	S.T	27,520.32	3,278.56	24,241.76	27,469.64	3,278.56	24,191.08	4,708.43	1,245.09
남자	M	24,195.82	3,418.16	20,777.67	24,130.48	3,418.16	20,712.32	4,732.66	1,338.74
여자	F	30,740.21	3,143.35	27,596.86	30,703.74	3,143.35	27,560.39	4,684.97	1,154.38
65~69세	S.T	37,785.06	4,526.93	33,258.13	37,742.28	4,526.93	33,215.35	6,204.58	1,706.27
남자	M	33,727.16	4,875.60	28,851.57	33,671.15	4,875.60	28,795.55	6,623.28	1,908.93
여자	F	41,551.17	4,203.33	37,347.84	41,520.68	4,203.33	37,317.35	5,815.99	1,518.17
70~74세	S.T	46,679.55	6,619.53	40,060.02	46,644.49	6,619.53	40,024.96	8,223.12	2,413.51
남자	M	42,801.36	6,904.60	35,896.76	42,756.00	6,904.60	35,851.40	9,798.27	2,839.95
여자	F	50,065.82	6,370.61	43,695.21	50,039.76	6,370.61	43,669.14	6,847.75	2,041.17
75~79세	S.T	55,343.09	11,698.05	43,645.04	55,311.36	11,698.05	43,613.31	8,907.90	3,137.16
남자	M	50,895.74	10,497.07	40,398.67	50,855.89	10,497.07	40,358.81	10,234.24	3,525.78
여자	F	58,652.57	12,591.75	46,060.82	58,626.88	12,591.75	46,035.13	7,920.91	2,847.98
80~84세	S.T	63,269.70	21,893.04	41,376.66	63,241.89	21,893.04	41,348.85	9,594.85	3,933.28
남자	M	58,903.33	17,273.27	41,630.06	58,869.88	17,273.27	41,596.61	11,405.01	4,497.77
여자	F	65,877.49	24,652.17	41,225.32	65,853.05	24,652.17	41,200.88	8,513.74	3,596.14
85세 이상	And over	76,419.89	45,472.13	30,947.76	76,399.60	45,472.13	30,927.47	9,917.09	4,795.28
남자	M	70,344.65	32,886.57	37,458.07	70,321.84	32,886.57	37,435.27	14,738.34	6,723.97
여자	F	78,734.24	50,266.58	28,467.66	78,714.91	50,266.58	28,448.33	8,080.44	4,060.55

주 : 1) 수진기준 2) 연도말 기준

평균 수진횟수(총계)

Type of Health Care Institutions(Total)

(단위 : 일/1,000명)

Unit : Days Per 1,000 Persons

병 원	병 원			치 과 병 원			한 방 병 원		
	H			D.H			O.H		
외 래 O.P	계 T	입 원 I.P	외 래 O.P	계 T	입 원 I.P	외 래 O.P	계 T	입 원 I.P	외 래 O.P
2,113.71	3,177.54	1,815.20	1,362.34	83.39	0.53	82.86	125.82	60.47	65.35
2,012.80	2,465.66	1,301.92	1,163.74	82.66	0.61	82.05	94.61	39.84	54.77
2,215.29	3,894.08	2,331.84	1,562.25	84.12	0.45	83.67	157.24	81.24	76.00
1,674.74	5,124.80	2,670.70	2,454.10	1.43	0.02	1.41	0.65	0.02	0.63
1,812.90	5,287.23	2,711.20	2,576.04	1.38	0.04	1.35	0.71	0.03	0.68
1,529.24	4,953.73	2,628.05	2,325.68	1.48	-	1.48	0.58	-	0.58
2,366.38	6,034.14	883.58	5,150.56	49.95	0.06	49.89	9.74	1.38	8.36
2,545.67	6,205.76	912.68	5,293.08	51.52	0.07	51.45	10.96	1.47	9.50
2,177.64	5,853.48	852.94	5,000.53	48.31	0.05	48.25	8.44	1.28	7.16
1,316.80	1,920.13	248.58	1,671.55	121.35	0.75	120.60	14.64	1.81	12.83
1,313.33	1,943.16	252.29	1,690.87	125.46	1.02	124.44	16.39	1.71	14.69
1,320.47	1,895.78	244.66	1,651.12	117.01	0.47	116.54	12.79	1.92	10.87
919.76	788.93	125.85	663.09	59.09	0.47	58.62	21.05	5.38	15.66
913.87	844.05	138.64	705.41	59.10	0.54	58.56	22.08	5.66	16.42
926.05	730.06	112.18	617.88	59.07	0.39	58.68	19.94	5.09	14.85
725.59	692.45	168.14	524.31	61.56	0.52	61.03	36.37	14.14	22.22
785.73	754.69	197.23	557.45	52.71	0.62	52.09	36.54	13.94	22.60
660.05	624.65	136.45	488.21	71.20	0.42	70.78	36.18	14.37	21.81
778.58	780.38	212.28	568.10	101.57	0.68	100.89	49.06	22.68	26.38
781.64	756.52	254.44	502.08	83.06	0.83	82.23	44.81	21.59	23.22
775.15	807.08	165.09	641.99	122.28	0.52	121.76	53.81	23.91	29.90
849.63	1,096.22	278.31	817.91	92.30	0.47	91.83	70.16	30.69	39.46
729.12	803.52	269.02	534.50	81.43	0.50	80.93	61.37	28.30	33.08
986.42	1,428.45	288.86	1,139.59	104.63	0.43	104.21	80.13	33.42	46.71
1,035.81	1,612.25	393.67	1,218.59	75.37	0.37	75.00	93.04	40.57	52.47
812.61	955.99	309.34	646.64	71.38	0.44	70.94	83.27	36.49	46.78
1,278.48	2,325.72	485.34	1,840.38	79.69	0.28	79.41	103.67	45.01	58.66
1,174.62	1,475.37	396.28	1,079.08	62.56	0.36	62.20	107.96	49.22	58.74
957.99	1,094.08	367.68	726.41	61.88	0.46	61.43	98.68	44.73	53.95
1,402.90	1,877.15	426.43	1,450.72	63.27	0.25	63.02	117.73	53.95	63.79
1,376.98	1,404.13	446.56	957.57	62.05	0.38	61.67	119.97	53.16	66.80
1,167.94	1,313.61	490.55	823.06	64.19	0.53	63.66	108.63	46.83	61.80
1,596.12	1,499.02	400.44	1,098.58	59.80	0.22	59.58	131.85	59.80	72.05
1,606.35	1,577.51	573.51	1,004.00	69.79	0.38	69.41	137.41	62.40	75.01
1,360.47	1,470.46	605.59	864.86	73.56	0.50	73.06	105.76	42.30	63.46
1,861.13	1,688.44	540.26	1,148.18	65.89	0.26	65.63	170.21	83.24	86.97
2,096.33	2,126.67	861.71	1,264.96	84.33	0.47	83.86	188.14	96.07	92.06
1,783.10	1,884.36	864.21	1,020.15	88.15	0.61	87.54	122.78	51.04	71.74
2,414.16	2,372.52	859.17	1,513.35	80.46	0.32	80.14	254.45	141.77	112.68
2,689.72	2,676.20	1,200.42	1,475.78	94.00	0.49	93.51	233.13	129.36	103.77
2,448.77	2,465.18	1,241.65	1,223.53	96.41	0.68	95.73	150.11	67.73	82.39
2,928.77	2,885.56	1,159.51	1,726.05	91.62	0.31	91.31	315.49	190.51	124.99
3,463.35	3,373.99	1,679.00	1,694.99	99.10	0.73	98.37	243.67	131.31	112.36
3,393.91	3,318.93	1,850.86	1,468.07	102.07	0.66	101.41	163.20	73.80	89.40
3,530.60	3,427.32	1,512.56	1,914.76	96.22	0.80	95.43	321.61	187.01	134.59
4,498.32	4,372.08	2,476.99	1,895.09	128.83	0.67	128.16	219.34	105.28	114.06
4,714.35	4,433.45	2,730.49	1,702.96	134.33	0.76	133.57	157.69	63.17	94.52
4,297.82	4,315.12	2,241.73	2,073.40	123.73	0.59	123.13	276.56	144.36	132.20
5,809.60	5,928.33	3,888.21	2,040.12	120.19	0.81	119.38	183.26	74.93	108.33
6,958.33	5,812.46	3,837.22	1,975.24	126.09	0.78	125.30	139.01	49.48	89.53
4,806.59	6,029.51	3,932.74	2,096.77	115.04	0.83	114.21	221.89	97.15	124.74
5,770.74	10,274.68	8,218.18	2,056.50	100.77	1.16	99.61	175.09	73.50	101.60
6,708.46	8,628.36	6,728.40	1,899.96	107.62	0.95	106.67	135.84	45.71	90.13
5,072.94	11,499.78	9,326.79	2,172.99	95.67	1.32	94.35	204.31	94.18	110.13
5,661.57	19,745.79	17,612.64	2,133.15	79.39	1.31	78.08	171.66	80.92	90.74
6,907.24	14,543.08	12,515.67	2,027.41	89.68	1.14	88.54	148.53	60.68	87.85
4,917.59	22,853.08	20,656.77	2,196.30	73.24	1.40	71.84	185.47	93.01	92.46
5,121.81	42,681.69	40,359.40	2,322.28	47.18	0.70	46.48	153.06	80.05	73.01
8,014.37	28,322.09	25,906.32	2,415.77	65.22	0.81	64.41	145.93	71.05	74.88
4,019.89	48,151.95	45,865.28	2,286.67	40.31	0.65	39.66	155.77	83.47	72.30

Note : 1) Based on the Treatment Month

2) As of the end of the Year

제Ⅲ-9표

Table Ⅲ-9

연령별 성별 요양기관종별

Average Visit Days by Age, Gender and

구 분 Division		의 원 C			치 과 의 원 D.C			한
		계 T	입 원 I.P	외 래 O.P	계 T	입 원 I.P	외 래 O.P	계 T
계	Total	10,722.73	139.98	10,582.75	1,363.36	0.00	1,363.36	1,911.68
남자	M	9,102.51	106.91	8,995.60	1,355.06	0.00	1,355.06	1,393.27
여자	F	12,353.58	173.26	12,180.33	1,371.71	0.00	1,371.71	2,433.49
0세	Age	8,298.54	1,621.62	6,676.93	7.04	-	7.04	72.60
남자	M	8,626.05	1,629.89	6,996.15	7.72	-	7.72	80.47
여자	F	7,953.63	1,612.90	6,340.73	6.33	-	6.33	64.32
1 ~ 4세	S.T	23,410.78	170.86	23,239.92	632.24	-	632.24	380.98
남자	M	23,897.48	179.59	23,717.89	634.03	-	634.03	409.03
여자	F	22,898.45	161.67	22,736.79	630.35	-	630.35	351.46
5 ~ 9세	S.T	13,102.83	59.37	13,043.46	2,428.01	-	2,428.01	406.02
남자	M	13,461.48	63.93	13,397.54	2,351.93	-	2,351.93	453.01
여자	F	12,723.70	54.54	12,669.16	2,508.44	-	2,508.44	356.35
10~14세	S.T	7,721.08	35.40	7,685.69	1,177.13	-	1,177.13	429.63
남자	M	8,019.76	40.13	7,979.63	1,154.27	-	1,154.27	473.15
여자	F	7,402.06	30.34	7,371.73	1,201.55	-	1,201.55	383.14
15~19세	S.T	6,155.52	45.93	6,109.59	750.85	0.00	750.84	495.97
남자	M	5,970.98	52.30	5,918.67	646.07	0.00	646.07	509.84
여자	F	6,356.58	38.98	6,317.60	865.00	0.00	865.00	480.85
20~24세	S.T	4,756.60	58.43	4,698.17	1,006.18	0.00	1,006.18	486.33
남자	M	3,734.34	60.86	3,673.48	844.62	0.01	844.61	416.78
여자	F	5,900.62	55.71	5,844.90	1,186.98	0.00	1,186.98	564.17
25~29세	S.T	5,595.93	87.89	5,508.04	1,018.40	0.00	1,018.40	720.93
남자	M	4,252.74	57.42	4,195.32	904.12	0.00	904.12	623.34
여자	F	7,120.54	122.47	6,998.06	1,148.12	-	1,148.12	831.70
30~34세	S.T	6,535.64	137.63	6,398.01	960.94	-	960.94	912.86
남자	M	4,797.83	62.58	4,735.25	915.34	-	915.34	820.14
여자	F	8,424.91	219.22	8,205.69	1,010.52	-	1,010.52	1,013.66
35~39세	S.T	7,034.40	111.36	6,923.04	955.96	-	955.96	1,069.94
남자	M	5,476.09	73.72	5,402.37	947.28	-	947.28	964.52
여자	F	8,676.48	151.02	8,525.46	965.12	-	965.12	1,181.02
40~44세	S.T	7,294.73	84.72	7,210.01	1,045.18	0.00	1,045.18	1,328.27
남자	M	6,176.83	77.36	6,099.47	1,070.68	0.00	1,070.68	1,174.46
여자	F	8,466.60	92.43	8,374.17	1,018.45	-	1,018.45	1,489.50
45~49세	S.T	7,848.15	94.14	7,754.00	1,194.44	0.00	1,194.44	1,653.87
남자	M	6,666.99	83.81	6,583.19	1,241.93	-	1,241.93	1,338.72
여자	F	9,072.09	104.86	8,967.24	1,145.23	0.00	1,145.23	1,980.45
50~54세	S.T	9,520.05	136.29	9,383.76	1,444.89	0.00	1,444.89	2,086.89
남자	M	7,695.53	102.23	7,593.30	1,479.93	-	1,479.93	1,490.70
여자	F	11,371.28	170.85	11,200.42	1,409.34	0.00	1,409.34	2,691.80
55~59세	S.T	11,518.91	186.57	11,332.34	1,641.43	-	1,641.43	2,447.80
남자	M	9,316.56	129.97	9,186.60	1,681.80	-	1,681.80	1,655.66
여자	F	13,704.00	242.74	13,461.26	1,601.38	-	1,601.38	3,233.74
60~64세	S.T	14,032.50	212.78	13,819.72	1,780.38	-	1,780.38	2,890.75
남자	M	11,719.97	149.57	11,570.40	1,848.90	-	1,848.90	1,936.40
여자	F	16,272.27	274.00	15,998.27	1,714.01	-	1,714.01	3,815.08
65~69세	S.T	18,688.31	230.59	18,457.71	2,345.00	-	2,345.00	5,083.29
남자	M	15,818.74	168.79	15,649.95	2,497.93	-	2,497.93	3,388.74
여자	F	21,351.53	287.95	21,063.58	2,203.07	-	2,203.07	6,656.00
70~74세	S.T	22,320.66	237.85	22,082.81	2,392.96	-	2,392.96	6,385.59
남자	M	18,998.53	173.67	18,824.86	2,537.96	-	2,537.96	4,406.45
여자	F	25,221.40	293.89	24,927.51	2,266.35	-	2,266.35	8,113.69
75~79세	S.T	25,334.75	263.85	25,070.91	2,276.69	-	2,276.69	6,653.90
남자	M	22,894.49	192.62	22,701.87	2,503.19	-	2,503.19	4,915.52
여자	F	27,150.67	316.86	26,833.81	2,108.15	-	2,108.15	7,947.51
80~84세	S.T	24,366.58	258.77	24,107.81	1,859.71	-	1,859.71	5,647.67
남자	M	24,049.10	193.27	23,855.83	2,190.11	-	2,190.11	4,663.88
여자	F	24,556.19	297.89	24,258.30	1,662.37	-	1,662.37	6,235.23
85세 이상	And over	17,655.89	229.16	17,426.73	1,126.09	0.01	1,126.08	3,377.76
남자	M	20,105.80	174.34	19,931.46	1,612.96	0.03	1,612.93	3,676.17
여자	F	16,722.60	250.04	16,472.56	940.61	-	940.61	3,264.09

주 : 1) 수진기준 2) 연도말 기준

평균 수진횟수(총계) <계속>

Type of Health Care Institutions(Total) <Cont'd>

(단위 : 일/1,000명)

Unit : Days Per 1,000 Persons

의 원		보 건 기 관			조 산 원	약 국		
O.C		H.C			M	PH		
입 원	외 래	계	입 원	외 래	계(입원)	계(외래)	처 방	직 접
I.P	O.P	T	I.P	O.P	T(I.P)	T(O.P)	D.P	P.P
3.41	1,908.27	230.27	0.38	229.89	0.03	10,075.64	10,053.16	22.48
1.93	1,391.34	189.42	0.33	189.09	-	8,962.08	8,934.57	27.51
4.90	2,428.59	271.39	0.43	270.96	0.06	11,196.51	11,179.08	17.43
0.01	72.59	5.98	-	5.98	-	7,542.69	7,542.67	0.01
0.02	80.45	6.65	-	6.65	-	7,956.08	7,956.08	0.01
-	64.32	5.28	-	5.28	-	7,107.32	7,107.30	0.02
0.42	380.56	21.58	0.00	21.58	-	27,541.33	27,541.17	0.16
0.64	408.38	21.95	0.00	21.95	-	28,133.92	28,133.74	0.18
0.19	351.27	21.19	-	21.19	-	26,917.53	26,917.40	0.13
0.08	405.94	25.18	0.02	25.17	-	13,496.14	13,495.49	0.65
0.07	452.94	25.47	0.01	25.46	-	13,831.57	13,830.93	0.63
0.09	356.26	24.87	0.02	24.85	-	13,141.56	13,140.90	0.67
0.30	429.33	16.65	0.02	16.63	-	6,689.30	6,686.77	2.52
0.30	472.85	17.49	0.02	17.46	-	6,955.90	6,953.25	2.65
0.30	382.84	15.76	0.03	15.74	-	6,404.53	6,402.15	2.38
0.76	495.21	16.20	0.05	16.15	-	5,128.17	5,124.02	4.15
0.69	509.15	17.40	0.06	17.34	-	4,891.01	4,886.65	4.36
0.83	480.02	14.89	0.04	14.84	-	5,386.56	5,382.64	3.92
1.03	485.31	15.42	0.04	15.39	0.01	4,160.67	4,156.50	4.16
0.94	415.84	18.34	0.06	18.28	-	3,202.03	3,197.92	4.10
1.13	563.04	12.16	0.02	12.14	0.01	5,233.48	5,229.25	4.23
1.39	719.53	16.68	0.03	16.66	0.07	4,788.01	4,781.92	6.08
1.30	622.04	17.12	0.03	17.09	-	3,719.09	3,712.08	7.02
1.50	830.20	16.18	0.02	16.17	0.14	6,001.29	5,996.26	5.03
2.00	910.86	20.34	0.03	20.31	0.21	5,510.15	5,500.46	9.69
1.94	818.20	21.21	0.03	21.18	-	4,290.54	4,278.77	11.77
2.07	1,011.59	19.41	0.04	19.37	0.44	6,836.06	6,828.62	7.44
2.28	1,067.66	22.94	0.05	22.89	0.14	6,251.90	6,237.81	14.09
2.07	962.45	23.49	0.06	23.44	-	5,070.10	5,052.55	17.55
2.50	1,178.52	22.36	0.04	22.31	0.29	7,497.23	7,486.79	10.45
2.65	1,325.61	34.89	0.07	34.82	0.02	6,697.89	6,677.25	20.64
2.15	1,172.31	38.73	0.08	38.65	-	5,863.71	5,837.78	25.93
3.18	1,486.32	30.87	0.06	30.82	0.04	7,572.34	7,557.25	15.09
3.53	1,650.35	55.85	0.08	55.77	0.00	7,325.06	7,296.83	28.24
2.34	1,336.37	58.93	0.09	58.84	-	6,497.68	6,462.66	35.02
4.76	1,975.69	52.66	0.08	52.58	0.00	8,182.42	8,161.21	21.20
5.86	2,081.04	109.00	0.17	108.84	-	9,041.87	9,002.27	39.60
2.62	1,488.08	103.15	0.17	102.98	-	7,734.17	7,685.85	48.32
9.14	2,682.67	114.94	0.16	114.78	-	10,368.71	10,337.95	30.76
8.85	2,438.95	200.55	0.21	200.34	-	11,105.48	11,056.87	48.61
3.42	1,652.24	181.76	0.19	181.58	-	9,603.79	9,542.54	61.25
14.24	3,219.50	219.19	0.23	218.95	-	12,595.40	12,559.33	36.06
9.33	2,881.42	340.81	0.31	340.50	-	13,552.17	13,501.50	50.68
4.26	1,932.14	308.34	0.26	308.08	-	12,183.59	12,118.24	65.35
14.24	3,800.83	372.26	0.36	371.90	-	14,877.70	14,841.23	36.47
6.40	5,076.89	700.85	0.72	700.13	-	17,284.70	17,241.92	42.78
2.77	3,385.98	616.98	0.69	616.29	-	15,854.17	15,798.15	56.02
9.78	6,646.22	778.70	0.75	777.94	-	18,612.36	18,581.87	30.49
2.99	6,382.60	1,090.39	1.23	1,089.16	-	19,974.91	19,939.86	35.06
2.02	4,404.44	937.22	1.48	935.74	-	18,357.39	18,312.03	45.36
3.84	8,109.85	1,224.13	1.00	1,223.12	-	21,387.27	21,361.21	26.07
1.82	6,652.09	1,587.56	2.38	1,585.18	-	22,510.81	22,479.08	31.73
1.15	4,914.37	1,436.63	2.47	1,434.17	-	21,762.26	21,722.40	39.85
2.31	7,945.20	1,699.88	2.32	1,697.56	-	23,067.85	23,042.16	25.69
1.64	5,646.03	1,776.25	4.49	1,771.76	-	22,109.19	22,081.37	27.81
0.57	4,663.31	1,780.49	4.16	1,776.33	-	22,990.60	22,957.14	33.45
2.27	6,232.96	1,773.72	4.68	1,769.04	-	21,582.77	21,558.32	24.44
1.27	3,376.50	1,440.85	6.27	1,434.57	-	17,462.88	17,442.59	20.29
1.04	3,675.13	1,655.33	9.01	1,646.32	-	20,373.54	20,350.74	22.81
1.35	3,262.73	1,359.14	5.23	1,353.91	-	16,354.06	16,334.73	19.33

Note : 1) Based on the Treatment Month

2) As of the end of the Year

제Ⅲ-9-1표

Table Ⅲ-9-1

연령별 성별 요양기관종별

Average Visit Days by Age, Gender and

구 분 Division		총 계 Total			의 료 기 관 소 계 Sub-Total			총 합 G.H	
		계 T	입 원 I.P	외 래 O.P	계 T	입 원 I.P	외 래 O.P	계 T	입 원 I.P
계	Total	20,562.52	2,597.23	17,965.29	20,542.55	2,597.23	17,945.32	2,869.16	779.42
남자	M	17,569.78	2,033.67	15,536.11	17,545.45	2,033.67	15,511.78	2,757.73	765.98
여자	F	23,570.97	3,163.75	20,407.23	23,555.39	3,163.75	20,391.64	2,981.19	792.93
0세	Age	18,148.51	7,071.17	11,077.34	18,148.50	7,071.17	11,077.33	4,495.84	2,793.58
남자	M	19,019.27	7,343.54	11,675.73	19,019.27	7,343.54	11,675.73	4,862.02	3,019.57
여자	F	17,231.33	6,784.28	10,447.04	17,231.32	6,784.28	10,447.04	4,110.15	2,555.54
1 ~ 4세	S.T	34,670.48	1,779.06	32,891.42	34,670.33	1,779.06	32,891.28	3,139.01	750.06
남자	M	35,591.95	1,869.43	33,722.52	35,591.78	1,869.43	33,722.35	3,373.12	802.98
여자	F	33,699.01	1,683.78	32,015.23	33,698.90	1,683.78	32,015.12	2,892.20	694.26
5 ~ 9세	S.T	20,280.69	570.57	19,710.12	20,280.10	570.57	19,709.54	1,621.60	274.37
남자	M	20,673.74	602.24	20,071.50	20,673.18	602.24	20,070.94	1,636.29	297.51
여자	F	19,864.43	537.03	19,327.40	19,863.81	537.03	19,326.78	1,606.03	249.86
10~14세	S.T	11,684.18	368.27	11,315.91	11,681.87	368.27	11,313.60	1,162.44	215.82
남자	M	12,084.20	407.92	11,676.27	12,081.66	407.92	11,673.74	1,173.06	238.81
여자	F	11,256.76	325.90	10,930.86	11,254.68	325.90	10,928.78	1,151.10	191.25
15~19세	S.T	9,291.84	456.84	8,835.00	9,288.16	456.84	8,831.32	983.68	253.88
남자	M	9,171.14	513.60	8,657.54	9,167.33	513.60	8,653.73	1,070.76	276.84
여자	F	9,423.48	394.94	9,028.54	9,419.94	394.94	9,025.00	888.70	228.83
20~24세	S.T	8,283.45	500.26	7,783.19	8,279.48	500.26	7,779.22	1,019.00	241.00
남자	M	6,974.94	564.66	6,410.28	6,970.89	564.66	6,406.23	1,036.45	258.20
여자	F	9,702.77	430.40	9,272.37	9,698.90	430.40	9,268.49	1,000.07	222.35
25~29세	S.T	9,745.74	580.70	9,165.04	9,739.71	580.70	9,159.02	1,092.66	241.73
남자	M	7,685.15	520.64	7,164.52	7,678.05	520.64	7,157.41	945.87	224.61
여자	F	12,102.82	649.39	11,453.43	12,098.03	649.39	11,448.64	1,260.57	261.32
30~34세	S.T	11,939.50	812.56	11,126.94	11,930.00	812.56	11,117.44	1,372.34	304.53
남자	M	8,912.40	548.11	8,364.29	8,900.60	548.11	8,352.50	1,057.14	238.02
여자	F	15,271.16	1,103.62	14,167.53	15,264.18	1,103.62	14,160.56	1,719.26	377.72
35~39세	S.T	12,628.14	782.49	11,845.65	12,614.57	782.49	11,832.08	1,547.61	335.38
남자	M	10,202.58	624.46	9,578.12	10,185.46	624.46	9,561.00	1,255.69	279.34
여자	F	15,214.69	951.00	14,263.68	15,204.91	951.00	14,253.91	1,858.91	395.14
40~44세	S.T	13,361.46	785.88	12,575.58	13,342.19	785.88	12,556.31	1,775.79	360.42
남자	M	11,806.77	753.62	11,053.15	11,782.35	753.62	11,028.73	1,537.48	335.89
여자	F	14,991.61	819.70	14,171.90	14,977.74	819.70	14,158.04	2,025.67	386.14
45~49세	S.T	14,905.12	962.20	13,942.92	14,879.49	962.20	13,917.28	2,083.03	435.06
남자	M	13,074.37	877.38	12,196.99	13,042.54	877.38	12,165.16	1,806.60	401.33
여자	F	16,779.94	1,049.06	15,730.87	16,760.65	1,049.06	15,711.58	2,366.12	469.60
50~54세	S.T	18,601.31	1,445.97	17,155.33	18,565.28	1,445.97	17,119.30	2,755.66	604.48
남자	M	15,510.26	1,266.31	14,243.95	15,466.77	1,266.31	14,200.46	2,416.71	567.63
여자	F	21,664.86	1,624.04	20,040.82	21,636.23	1,624.04	20,012.19	3,091.59	641.01
55~59세	S.T	22,727.22	2,120.02	20,607.20	22,682.15	2,120.02	20,562.14	3,606.35	853.39
남자	M	19,139.60	2,002.78	17,136.82	19,083.41	2,002.78	17,080.63	3,394.42	864.01
여자	F	26,236.90	2,234.71	24,002.20	26,202.73	2,234.71	23,968.02	3,813.68	843.00
60~64세	S.T	28,109.23	3,023.15	25,086.08	28,061.24	3,023.15	25,038.09	4,727.93	1,184.64
남자	M	24,539.16	3,111.48	21,427.68	24,477.14	3,111.48	21,365.66	4,762.14	1,264.32
여자	F	31,496.74	2,939.34	28,557.40	31,462.06	2,939.34	28,522.71	4,695.46	1,109.04
65~69세	S.T	38,844.60	4,385.14	34,459.45	38,802.81	4,385.14	34,417.67	6,266.22	1,678.36
남자	M	34,573.69	4,744.56	29,829.13	34,518.56	4,744.56	29,774.00	6,736.83	1,878.17
여자	F	42,688.71	4,061.64	38,627.07	42,658.94	4,061.64	38,597.30	5,842.64	1,498.53
70~74세	S.T	47,807.44	6,542.29	41,265.15	47,773.61	6,542.29	41,231.32	8,346.96	2,426.06
남자	M	43,902.56	6,854.92	37,047.63	43,857.82	6,854.92	37,002.90	10,063.40	2,871.71
여자	F	51,141.51	6,275.36	44,866.15	51,116.98	6,275.36	44,841.62	6,881.42	2,045.55
75~79세	S.T	56,169.88	11,577.61	44,592.28	56,139.44	11,577.61	44,561.83	8,970.94	3,166.19
남자	M	51,909.47	10,507.81	41,401.66	51,870.83	10,507.81	41,363.03	10,342.27	3,577.55
여자	F	59,321.15	12,368.90	46,952.25	59,296.76	12,368.90	46,927.87	7,956.61	2,861.92
80~84세	S.T	63,794.44	21,621.50	42,172.94	63,767.90	21,621.50	42,146.40	9,654.05	3,947.58
남자	M	59,673.71	17,250.51	42,423.20	59,641.76	17,250.51	42,391.25	11,403.11	4,510.00
여자	F	66,326.82	24,307.68	42,019.14	66,303.61	24,307.68	41,995.93	8,579.18	3,601.94
85세 이상	And over	77,487.71	45,717.36	31,770.35	77,467.87	45,717.36	31,750.51	10,134.82	4,874.35
남자	M	71,472.79	33,211.39	38,261.40	71,449.87	33,211.39	38,238.48	14,906.80	6,785.17
여자	F	79,947.44	50,831.52	29,115.91	79,928.86	50,831.52	29,097.33	8,183.37	4,092.94

주 : 1) 수진기준 2) 연도말 기준

평균 수진횟수(직장)

Type of Health Care Institutions(I.W.)

(단위 : 일/1,000명)

Unit : Days Per 1,000 Persons

병 원	병 원			치 과 병 원			한 방 병 원		
	H			D.H			O.H		
외 래 O.P	계 T	입 원 I.P	외 래 O.P	계 T	입 원 I.P	외 래 O.P	계 T	입 원 I.P	외 래 O.P
2,089.74	3,024.92	1,638.13	1,386.79	87.37	0.51	86.86	114.23	48.65	65.58
1,991.74	2,324.96	1,138.80	1,186.17	87.19	0.60	86.59	86.69	31.02	55.66
2,188.26	3,728.55	2,140.09	1,588.46	87.55	0.42	87.13	141.91	66.37	75.55
1,702.27	5,132.31	2,673.53	2,458.78	1.52	0.02	1.50	0.58	-	0.58
1,842.45	5,297.76	2,712.04	2,585.73	1.54	0.05	1.50	0.54	-	0.54
1,554.61	4,958.04	2,632.98	2,325.06	1.50	-	1.50	0.62	-	0.62
2,388.95	6,070.24	857.85	5,212.40	51.47	0.06	51.41	10.23	1.27	8.96
2,570.14	6,237.77	885.70	5,352.07	53.14	0.07	53.08	11.38	1.30	10.08
2,197.94	5,893.63	828.49	5,065.15	49.70	0.05	49.65	9.02	1.24	7.78
1,347.23	1,940.20	235.63	1,704.57	126.40	0.81	125.59	14.90	1.56	13.34
1,338.78	1,963.22	238.65	1,724.57	130.45	1.09	129.36	16.53	1.56	14.97
1,356.17	1,915.82	232.43	1,683.39	122.12	0.51	121.61	13.18	1.56	11.62
946.62	783.02	113.65	669.37	62.55	0.50	62.06	20.33	4.18	16.16
934.25	836.67	125.67	711.00	62.67	0.56	62.11	21.01	4.24	16.77
959.85	725.69	100.81	624.88	62.43	0.43	61.99	19.61	4.11	15.50
729.80	666.26	149.25	517.01	64.03	0.49	63.54	35.08	12.03	23.04
793.92	727.98	176.73	551.25	55.01	0.56	54.46	36.04	12.32	23.72
659.87	598.96	119.29	479.67	73.85	0.41	73.44	34.03	11.72	22.30
777.99	752.69	187.58	565.11	104.68	0.68	104.00	44.77	18.15	26.62
778.24	731.71	230.95	500.76	85.63	0.84	84.78	41.50	17.97	23.53
777.73	775.45	140.53	634.91	125.34	0.51	124.83	48.31	18.34	29.97
850.93	1,055.15	235.69	819.45	95.29	0.45	94.84	62.09	22.16	39.93
721.26	759.43	223.49	535.94	83.42	0.46	82.95	53.28	20.41	32.86
999.26	1,393.41	249.65	1,143.76	108.88	0.44	108.44	72.17	24.17	48.00
1,067.81	1,631.04	339.52	1,291.52	79.61	0.36	79.25	85.02	30.07	54.95
819.11	896.00	229.30	666.70	76.11	0.44	75.68	73.50	25.11	48.39
1,341.54	2,440.03	460.82	1,979.21	83.46	0.27	83.19	97.70	35.53	62.17
1,212.23	1,431.05	307.70	1,123.35	66.47	0.33	66.15	98.02	36.03	61.99
976.35	1,000.57	251.91	748.66	66.47	0.42	66.05	88.74	31.65	57.09
1,463.77	1,890.11	367.21	1,522.90	66.47	0.22	66.24	107.92	40.70	67.21
1,415.37	1,288.76	311.84	976.92	66.55	0.41	66.13	111.78	40.26	71.52
1,201.59	1,162.97	316.32	846.65	69.90	0.61	69.28	102.42	35.27	67.15
1,639.53	1,420.66	307.14	1,113.52	63.04	0.20	62.83	121.58	45.49	76.10
1,647.97	1,425.02	399.60	1,025.42	76.08	0.31	75.77	128.49	48.24	80.25
1,405.27	1,265.44	376.39	889.05	82.45	0.41	82.04	101.62	31.63	70.00
1,896.52	1,588.45	423.37	1,165.08	69.55	0.20	69.36	156.00	65.25	90.75
2,151.18	1,940.90	648.42	1,292.48	93.17	0.39	92.78	175.37	76.81	98.57
1,849.09	1,619.08	577.43	1,041.65	100.80	0.51	100.29	117.46	38.86	78.61
2,450.58	2,259.86	718.77	1,541.09	85.60	0.28	85.33	232.77	114.42	118.34
2,752.97	2,492.34	990.11	1,502.23	103.11	0.49	102.62	219.11	109.28	109.84
2,530.41	2,215.58	975.64	1,239.93	108.82	0.70	108.12	144.82	54.58	90.24
2,970.69	2,763.08	1,004.25	1,758.83	97.53	0.30	97.23	291.79	162.78	129.01
3,543.28	3,256.93	1,515.49	1,741.44	105.60	0.55	105.05	236.95	120.19	116.77
3,497.82	3,142.32	1,643.64	1,498.68	111.52	0.73	110.79	160.06	65.97	94.09
3,586.42	3,365.68	1,393.90	1,971.78	99.98	0.39	99.59	309.91	171.63	138.28
4,587.86	4,325.46	2,373.50	1,951.96	130.58	0.63	129.95	215.87	100.25	115.62
4,858.67	4,391.92	2,636.20	1,755.72	137.50	0.75	136.75	158.34	61.00	97.34
4,344.11	4,265.65	2,137.05	2,128.60	124.35	0.53	123.82	267.64	135.58	132.07
5,920.90	5,887.66	3,796.50	2,091.17	119.24	0.94	118.30	183.99	74.97	109.02
7,191.69	5,796.86	3,754.27	2,042.59	124.25	0.84	123.41	138.81	48.71	90.11
4,835.87	5,965.20	3,832.55	2,132.65	114.97	1.02	113.95	222.57	97.39	125.17
5,804.75	10,145.88	8,063.93	2,081.95	99.77	1.24	98.52	171.93	73.65	98.28
6,764.72	8,626.78	6,686.93	1,939.84	104.67	0.94	103.73	128.57	43.99	84.58
5,094.69	11,269.51	9,082.44	2,187.07	96.14	1.47	94.67	204.00	95.59	108.41
5,706.48	19,467.13	17,320.98	2,146.15	79.49	1.23	78.26	173.68	82.85	90.83
6,893.11	14,529.13	12,471.96	2,057.16	87.22	1.02	86.20	148.53	61.88	86.65
4,977.24	22,501.77	20,300.93	2,200.84	74.74	1.36	73.38	189.13	95.73	93.40
5,260.47	42,828.26	40,531.95	2,296.31	48.31	0.83	47.49	150.81	77.44	73.37
8,121.64	28,628.55	26,177.74	2,450.81	63.79	1.03	62.76	135.46	62.70	72.75
4,090.43	48,635.06	46,401.94	2,233.13	41.99	0.74	41.24	157.08	83.46	73.62

Note : 1) Based on the Treatment Month

2) As of the end of the Year

제Ⅲ-9-1표

Table Ⅲ-9-1

연령별 성별 요양기관종별

Average Visit Days by Age, Gender and

구 분 Division		의 원 C			치 과 의 원 D.C			한
		계 T	입 원 I.P	외 래 O.P	계 T	입 원 I.P	외 래 O.P	계 T
계	Total	10,914.52	127.62	10,786.90	1,396.81	0.00	1,396.81	1,907.17
남자	M	9,324.50	95.57	9,228.93	1,384.86	0.00	1,384.86	1,392.19
여자	F	12,512.88	159.84	12,353.05	1,408.82	0.00	1,408.82	2,424.86
0세	Age	8,433.31	1,604.04	6,829.28	7.38	-	7.38	71.91
남자	M	8,764.03	1,611.89	7,152.14	8.19	-	8.19	78.71
여자	F	8,084.97	1,595.77	6,489.20	6.53	-	6.53	64.74
1 ~ 4세	S.T	24,321.71	169.42	24,152.30	654.97	-	654.97	401.93
남자	M	24,807.30	178.72	24,628.58	657.81	-	657.81	429.92
여자	F	23,809.79	159.61	23,650.18	651.98	-	651.98	372.43
5 ~ 9세	S.T	13,605.95	58.10	13,547.85	2,507.13	-	2,507.13	439.87
남자	M	13,981.98	63.35	13,918.63	2,428.46	-	2,428.46	492.10
여자	F	13,207.71	52.53	13,155.17	2,590.45	-	2,590.45	384.55
10~14세	S.T	7,953.89	33.81	7,920.08	1,229.01	-	1,229.01	456.32
남자	M	8,264.78	38.32	8,226.47	1,207.13	-	1,207.13	501.31
여자	F	7,621.69	28.99	7,592.70	1,252.40	-	1,252.40	408.24
15~19세	S.T	6,241.98	40.49	6,201.49	770.95	0.00	770.95	511.83
남자	M	6,074.01	46.49	6,027.52	665.79	0.00	665.79	522.26
여자	F	6,425.16	33.94	6,391.22	885.63	0.00	885.63	500.45
20~24세	S.T	4,820.59	52.00	4,768.59	1,022.76	0.01	1,022.76	500.46
남자	M	3,776.55	55.86	3,720.69	855.19	0.01	855.19	426.51
여자	F	5,953.05	47.82	5,905.23	1,204.52	0.00	1,204.52	580.67
25~29세	S.T	5,646.04	79.66	5,566.38	1,039.75	0.00	1,039.75	731.88
남자	M	4,269.92	50.79	4,219.13	920.37	0.00	920.37	628.47
여자	F	7,220.18	112.69	7,107.48	1,176.30	-	1,176.30	850.16
30~34세	S.T	6,792.47	136.48	6,655.99	1,003.43	-	1,003.43	945.53
남자	M	4,975.66	54.08	4,921.58	958.04	-	958.04	843.04
여자	F	8,792.06	227.17	8,564.89	1,053.39	-	1,053.39	1,058.32
35~39세	S.T	7,336.17	101.43	7,234.74	1,004.17	-	1,004.17	1,109.02
남자	M	5,759.31	59.93	5,699.38	995.65	-	995.65	997.50
여자	F	9,017.69	145.68	8,872.01	1,013.24	-	1,013.24	1,227.94
40~44세	S.T	7,580.20	70.95	7,509.24	1,099.28	-	1,099.28	1,387.66
남자	M	6,518.07	63.86	6,454.20	1,129.27	-	1,129.27	1,227.53
여자	F	8,693.88	78.39	8,615.49	1,067.84	-	1,067.84	1,555.57
45~49세	S.T	8,118.73	76.59	8,042.13	1,256.04	0.00	1,256.04	1,739.49
남자	M	7,003.69	66.10	6,937.59	1,318.75	-	1,318.75	1,410.64
여자	F	9,260.61	87.34	9,173.27	1,191.82	0.00	1,191.82	2,076.25
50~54세	S.T	9,787.86	111.78	9,676.07	1,514.20	0.00	1,514.20	2,191.23
남자	M	7,983.67	80.19	7,903.48	1,565.01	-	1,565.01	1,567.75
여자	F	11,575.99	143.09	11,432.90	1,463.83	0.00	1,463.83	2,809.18
55~59세	S.T	11,788.78	159.81	11,628.96	1,714.37	-	1,714.37	2,552.77
남자	M	9,542.66	105.28	9,437.37	1,770.09	-	1,770.09	1,727.39
여자	F	13,986.10	213.16	13,772.94	1,659.87	-	1,659.87	3,360.23
60~64세	S.T	14,489.74	193.53	14,296.21	1,859.95	-	1,859.95	3,022.99
남자	M	12,030.66	132.65	11,898.01	1,939.10	-	1,939.10	2,013.19
여자	F	16,823.06	251.30	16,571.76	1,784.86	-	1,784.86	3,981.15
65~69세	S.T	19,359.13	225.76	19,133.37	2,417.17	-	2,417.17	5,330.54
남자	M	16,326.76	164.73	16,162.04	2,576.58	-	2,576.58	3,526.60
여자	F	22,088.47	280.69	21,807.78	2,273.70	-	2,273.70	6,954.22
70~74세	S.T	22,990.92	239.69	22,751.23	2,454.78	-	2,454.78	6,621.57
남자	M	19,546.79	175.99	19,370.80	2,600.04	-	2,600.04	4,573.76
여자	F	25,931.58	294.08	25,637.50	2,330.75	-	2,330.75	8,370.03
75~79세	S.T	25,920.60	268.09	25,652.51	2,326.13	-	2,326.13	6,833.60
남자	M	23,535.24	194.50	23,340.74	2,548.50	-	2,548.50	5,041.63
여자	F	27,684.96	322.52	27,362.44	2,161.66	-	2,161.66	8,159.05
80~84세	S.T	24,831.54	263.26	24,568.29	1,917.03	-	1,917.03	5,803.49
남자	M	24,601.49	200.59	24,400.89	2,235.34	-	2,235.34	4,743.96
여자	F	24,972.92	301.76	24,671.16	1,721.41	-	1,721.41	6,454.62
85세 이상	And over	18,102.57	225.76	17,876.81	1,185.20	-	1,185.20	3,540.39
남자	M	20,544.69	175.17	20,369.52	1,653.15	-	1,653.15	3,777.30
여자	F	17,103.89	246.45	16,857.44	993.84	-	993.84	3,443.51

주 : 1) 수진기준 2) 연도말 기준

평균 수진횟수(직장) <계속>

Type of Health Care Institutions(I.W.) <Cont'd>

(단위 : 일/1,000명)

Unit : Days Per 1,000 Persons

의 원 O.C		보 건 기 관 H.C			조 산 원 M	약 국 PH		
입 원 I.P	외 래 O.P	계 T	입 원 I.P	외 래 O.P	계(입원) T(I.P)	계(외래) T(O.P)	처 방 D.P	직 접 P.P
2.52	1,904.65	228.33	0.34	227.99	0.03	10,262.00	10,242.03	19.97
1.38	1,390.81	187.33	0.32	187.01	-	9,168.56	9,144.23	24.33
3.67	2,421.19	269.55	0.37	269.18	0.07	11,361.17	11,345.59	15.58
-	71.91	5.65	-	5.65	-	7,664.16	7,664.15	0.00
-	78.71	6.48	-	6.48	-	8,088.31	8,088.31	-
-	64.74	4.78	-	4.78	-	7,217.39	7,217.39	0.01
0.40	401.53	20.76	0.00	20.76	-	28,417.05	28,416.91	0.14
0.66	429.26	21.34	0.01	21.34	-	29,004.62	29,004.45	0.17
0.14	372.29	20.16	-	20.16	-	27,797.61	27,797.49	0.12
0.10	439.77	24.06	0.02	24.04	-	13,947.53	13,946.94	0.59
0.08	492.02	24.16	0.01	24.15	-	14,299.66	14,299.10	0.56
0.12	384.44	23.95	0.02	23.93	-	13,574.60	13,573.98	0.62
0.29	456.03	14.30	0.02	14.28	-	6,858.20	6,855.89	2.31
0.30	501.01	15.03	0.03	15.00	-	7,139.62	7,137.09	2.53
0.28	407.96	13.52	0.02	13.50	-	6,557.50	6,555.42	2.08
0.65	511.18	14.36	0.05	14.31	-	5,212.97	5,209.28	3.68
0.59	521.67	15.47	0.07	15.40	-	4,993.16	4,989.35	3.81
0.71	499.74	13.15	0.04	13.12	-	5,452.68	5,449.15	3.54
0.79	499.67	14.53	0.04	14.49	0.00	4,234.19	4,230.22	3.97
0.76	425.75	17.34	0.07	17.28	-	3,250.62	3,246.57	4.05
0.83	579.84	11.47	0.01	11.46	0.01	5,301.05	5,297.17	3.88
0.92	730.96	16.80	0.02	16.78	0.05	4,854.56	4,848.53	6.02
0.85	627.62	17.29	0.02	17.27	-	3,758.81	3,751.70	7.11
1.00	849.17	16.25	0.02	16.23	0.11	6,107.97	6,103.19	4.79
1.36	944.17	20.34	0.03	20.31	0.22	5,723.72	5,714.22	9.50
1.12	841.92	21.12	0.03	21.08	-	4,467.05	4,455.26	11.79
1.61	1,056.71	19.50	0.04	19.46	0.45	7,106.81	7,099.84	6.98
1.44	1,107.58	21.92	0.03	21.89	0.15	6,537.93	6,524.37	13.56
1.20	996.30	21.53	0.02	21.51	-	5,347.92	5,330.80	17.12
1.70	1,226.24	22.34	0.05	22.29	0.31	7,806.92	7,797.15	9.77
1.91	1,385.75	32.15	0.06	32.09	0.02	6,967.25	6,947.98	19.27
1.59	1,225.94	34.71	0.07	34.64	-	6,186.69	6,162.27	24.42
2.26	1,553.31	29.46	0.05	29.42	0.04	7,785.69	7,771.83	13.86
2.33	1,737.16	52.60	0.07	52.54	0.00	7,578.08	7,552.45	25.63
1.47	1,409.17	53.35	0.04	53.30	-	6,820.61	6,788.78	31.83
3.21	2,073.04	51.84	0.09	51.75	0.00	8,353.79	8,334.50	19.29
3.94	2,187.29	106.89	0.15	106.74	-	9,291.46	9,255.43	36.03
1.55	1,566.20	96.28	0.14	96.13	-	8,013.97	7,970.48	43.50
6.31	2,802.87	117.40	0.16	117.24	-	10,557.58	10,528.95	28.63
6.76	2,546.01	205.32	0.18	205.14	-	11,365.54	11,320.48	45.06
2.42	1,724.96	179.63	0.15	179.48	-	9,830.86	9,774.66	56.19
11.00	3,349.23	230.45	0.22	230.23	-	12,866.88	12,832.71	34.18
8.47	3,014.52	361.15	0.27	360.88	-	13,988.27	13,940.28	47.99
3.93	2,009.27	318.15	0.24	317.90	-	12,503.75	12,441.73	62.02
12.79	3,968.37	401.96	0.31	401.65	-	15,396.88	15,362.20	34.69
5.95	5,324.59	757.84	0.68	757.15	-	17,872.69	17,830.91	41.79
2.93	3,523.67	664.02	0.79	663.24	-	16,333.56	16,278.43	55.13
8.67	6,945.55	842.27	0.59	841.68	-	19,258.02	19,228.25	29.77
2.87	6,618.69	1,168.49	1.27	1,167.23	-	20,533.24	20,499.41	33.83
1.90	4,571.86	1,013.92	1.50	1,012.41	-	18,846.51	18,801.78	44.74
3.71	8,366.32	1,300.47	1.06	1,299.41	-	21,973.40	21,948.87	24.53
2.00	6,831.60	1,670.58	2.50	1,668.08	-	23,012.80	22,982.35	30.44
1.13	5,040.50	1,543.17	2.77	1,540.40	-	22,335.85	22,297.21	38.64
2.65	8,156.41	1,764.83	2.30	1,762.53	-	23,513.51	23,489.12	24.39
1.66	5,801.83	1,841.49	3.95	1,837.54	-	22,521.57	22,495.03	26.54
0.69	4,743.27	1,892.99	4.37	1,888.62	-	23,484.32	23,452.36	31.95
2.25	6,452.37	1,809.84	3.70	1,806.14	-	21,929.91	21,906.70	23.21
1.21	3,539.18	1,477.50	5.82	1,471.68	-	17,859.49	17,839.65	19.84
1.04	3,776.25	1,740.12	8.53	1,731.59	-	20,786.66	20,763.74	22.92
1.28	3,442.23	1,370.10	4.71	1,365.40	-	16,662.46	16,643.88	18.58

Note : 1) Based on the Treatment Month

2) As of the end of the Year

제Ⅲ-9-2표

Table Ⅲ-9-2

연령별 성별 요양기관종별

Average Visit Days by Age, Gender and

구 분 Division		총 계 Total			의 료 기 관 소 계 Sub-Total			총 합 G.H	
		계 T	입 원 I.P	외 래 O.P	계 T	입 원 I.P	외 래 O.P	계 T	입 원 I.P
계	Total	20,667.21	3,551.53	17,115.68	20,638.13	3,551.53	17,086.59	3,177.13	1,000.47
남자	M	17,524.16	2,944.40	14,579.75	17,488.33	2,944.40	14,543.93	3,079.01	1,011.04
여자	F	23,841.76	4,164.75	19,677.02	23,819.49	4,164.75	19,654.74	3,276.24	989.78
0세	Age	17,471.89	7,277.95	10,193.94	17,471.84	7,277.95	10,193.89	4,499.46	2,929.41
남자	M	18,276.40	7,531.78	10,744.62	18,276.37	7,531.78	10,744.59	4,825.62	3,125.14
여자	F	16,625.08	7,010.78	9,614.30	16,625.02	7,010.78	9,614.24	4,156.14	2,723.39
1 ~ 4세	S.T	29,436.67	2,044.49	27,392.19	29,436.45	2,044.49	27,391.96	3,141.19	871.40
남자	M	30,368.80	2,155.63	28,213.17	30,368.56	2,155.63	28,212.93	3,381.48	940.90
여자	F	28,461.84	1,928.25	26,533.59	28,461.62	1,928.25	26,533.37	2,889.88	798.71
5 ~ 9세	S.T	16,972.12	684.79	16,287.33	16,971.21	684.79	16,286.42	1,511.83	316.61
남자	M	17,280.48	717.11	16,563.37	17,279.53	717.11	16,562.42	1,551.88	340.71
여자	F	16,648.56	650.88	15,997.68	16,647.69	650.88	15,996.81	1,469.79	291.33
10~14세	S.T	10,177.79	492.37	9,685.41	10,174.49	492.37	9,682.12	1,090.28	269.70
남자	M	10,549.32	540.57	10,008.75	10,546.22	540.57	10,005.65	1,134.08	295.49
여자	F	9,781.47	440.96	9,340.52	9,777.97	440.96	9,337.01	1,043.56	242.19
15~19세	S.T	8,907.29	624.70	8,282.59	8,901.55	624.70	8,276.86	1,016.43	305.12
남자	M	8,712.21	687.78	8,024.43	8,705.98	687.78	8,018.20	1,085.55	327.62
여자	F	9,119.12	556.20	8,562.92	9,113.92	556.20	8,557.73	941.37	280.69
20~24세	S.T	8,055.26	733.80	7,321.46	8,050.38	733.80	7,316.58	1,089.56	308.87
남자	M	6,888.71	762.27	6,126.44	6,884.42	762.27	6,122.15	1,107.56	314.43
여자	F	9,517.64	698.11	8,819.53	9,512.03	698.11	8,813.91	1,067.00	301.91
25~29세	S.T	9,647.35	983.45	8,663.90	9,641.03	983.45	8,657.57	1,180.93	336.68
남자	M	7,873.87	924.98	6,948.89	7,867.25	924.98	6,942.27	1,075.24	312.98
여자	F	11,596.87	1,047.73	10,549.14	11,590.87	1,047.73	10,543.14	1,297.11	362.73
30~34세	S.T	10,462.07	1,153.68	9,308.40	10,451.78	1,153.68	9,298.10	1,311.38	374.27
남자	M	8,249.45	1,073.13	7,176.32	8,237.74	1,073.13	7,164.61	1,136.06	344.01
여자	F	12,778.06	1,237.98	11,540.07	12,769.25	1,237.98	11,531.26	1,494.90	405.94
35~39세	S.T	11,315.95	1,327.58	9,988.37	11,300.38	1,327.58	9,972.80	1,520.35	451.45
남자	M	9,273.65	1,342.99	7,930.66	9,254.87	1,342.99	7,911.88	1,346.86	441.65
여자	F	13,397.31	1,311.87	12,085.44	13,385.02	1,311.87	12,073.15	1,697.16	461.44
40~44세	S.T	12,442.63	1,514.13	10,928.50	12,418.62	1,514.13	10,904.49	1,810.72	528.11
남자	M	10,858.73	1,637.73	9,220.99	10,829.09	1,637.73	9,191.36	1,614.16	528.98
여자	F	14,102.04	1,384.63	12,717.41	14,083.93	1,384.63	12,699.30	2,016.65	527.20
45~49세	S.T	14,183.28	1,823.89	12,359.38	14,149.49	1,823.89	12,325.60	2,165.96	648.42
남자	M	12,340.21	1,937.78	10,402.42	12,298.50	1,937.78	10,360.71	1,928.00	661.38
여자	F	16,141.83	1,702.87	14,438.97	16,116.47	1,702.87	14,413.60	2,418.82	634.64
50~54세	S.T	17,951.41	2,492.13	15,459.29	17,904.57	2,492.13	15,412.44	2,851.05	865.98
남자	M	15,094.62	2,533.72	12,560.90	15,036.85	2,533.72	12,503.13	2,535.53	881.70
여자	F	20,991.35	2,447.87	18,543.48	20,956.12	2,447.87	18,508.25	3,186.80	849.26
55~59세	S.T	22,008.63	3,132.62	18,876.01	21,953.04	3,132.62	18,820.42	3,660.84	1,095.76
남자	M	18,777.60	3,172.89	15,604.71	18,706.58	3,172.89	15,533.69	3,432.16	1,140.94
여자	F	25,304.59	3,091.54	22,213.05	25,264.73	3,091.54	22,173.20	3,894.11	1,049.68
60~64세	S.T	26,416.99	3,757.05	22,659.94	26,361.29	3,757.05	22,604.25	4,671.91	1,358.32
남자	M	23,571.50	3,975.83	19,595.67	23,500.10	3,975.83	19,524.27	4,679.05	1,474.08
여자	F	29,280.95	3,536.85	25,744.10	29,241.05	3,536.85	25,704.20	4,664.73	1,241.82
65~69세	S.T	35,669.74	4,810.00	30,859.74	35,624.98	4,810.00	30,814.98	6,081.52	1,761.97
남자	M	32,115.11	5,125.13	26,989.98	32,057.41	5,125.13	26,932.28	6,407.05	1,967.52
여자	F	39,176.71	4,499.10	34,677.61	39,144.73	4,499.10	34,645.63	5,760.35	1,559.17
70~74세	S.T	44,206.77	6,788.86	37,417.91	44,169.02	6,788.86	37,380.16	7,951.61	2,386.00
남자	M	40,476.85	7,009.46	33,467.39	40,430.18	7,009.46	33,420.71	9,238.61	2,772.89
여자	F	47,627.12	6,586.56	41,040.55	47,597.56	6,586.56	41,011.00	6,771.42	2,031.23
75~79세	S.T	53,335.80	11,990.46	41,345.34	53,300.94	11,990.46	41,310.48	8,754.87	3,066.69
남자	M	48,463.57	10,471.32	37,992.25	48,420.80	10,471.32	37,949.48	9,975.05	3,401.58
여자	F	57,014.94	13,137.61	43,877.34	56,986.06	13,137.61	43,848.46	7,833.48	2,813.81
80~84세	S.T	61,974.53	22,563.24	39,411.29	61,943.57	22,563.24	39,380.34	9,448.72	3,898.00
남자	M	56,878.07	17,333.08	39,544.99	56,840.68	17,333.08	39,507.59	11,409.99	4,465.61
여자	F	64,808.62	25,471.67	39,336.94	64,781.24	25,471.67	39,309.57	8,358.08	3,582.36
85세 이상	And over	74,203.93	44,963.24	29,240.69	74,182.71	44,963.24	29,219.47	9,465.25	4,631.19
남자	M	67,582.50	32,091.29	35,491.21	67,559.97	32,091.29	35,468.68	14,325.88	6,574.14
여자	F	76,364.31	49,162.99	27,201.32	76,343.52	49,162.99	27,180.53	7,879.37	3,997.27

주 : 1) 수진기준 2) 연도말 기준

평균 수진횟수(지역)

Type of Health Care Institutions(S,E.)

(단위 : 일/1,000명)

Unit : Days Per 1,000 Persons

병 원	병 원			치 과 병 원			한 방 병 원		
	H			D.H			O.H		
외 래	계	입 원	외 래	계	입 원	외 래	계	입 원	외 래
O.P	T	I.P	O.P	T	I.P	O.P	T	I.P	O.P
2,176.67	3,578.41	2,280.28	1,298.13	72.93	0.58	72.34	156.28	91.52	64.76
2,067.97	2,834.35	1,729.40	1,104.95	70.79	0.64	70.16	115.39	62.94	52.45
2,286.45	4,329.92	2,836.68	1,493.24	75.08	0.53	74.56	197.59	120.39	77.19
1,570.04	5,096.23	2,659.94	2,436.30	1.07	-	1.07	0.91	0.08	0.83
1,700.49	5,247.17	2,708.01	2,539.16	0.77	-	0.77	1.39	0.15	1.24
1,432.74	4,937.36	2,609.33	2,328.03	1.40	-	1.40	0.40	-	0.40
2,269.79	5,879.64	993.66	4,885.98	43.47	0.07	43.41	7.62	1.85	5.78
2,440.58	6,068.26	1,028.56	5,039.71	44.53	0.07	44.46	9.18	2.19	6.99
2,091.17	5,682.37	957.16	4,725.21	42.37	0.06	42.31	5.99	1.49	4.50
1,195.21	1,839.94	300.35	1,539.59	101.17	0.52	100.66	13.60	2.82	10.78
1,211.18	1,862.64	307.04	1,555.61	105.45	0.74	104.71	15.84	2.30	13.54
1,178.46	1,816.11	293.33	1,522.78	96.68	0.28	96.40	11.24	3.36	7.88
820.59	810.76	170.86	639.90	46.28	0.34	45.94	23.67	9.84	13.83
838.60	871.31	186.56	684.74	45.89	0.45	45.44	26.05	10.92	15.13
801.38	746.17	154.11	592.06	46.70	0.23	46.47	21.14	8.69	12.45
711.31	781.18	232.12	549.05	53.20	0.64	52.55	40.73	21.29	19.43
757.93	845.35	266.83	578.52	44.88	0.83	44.05	38.21	19.43	18.78
660.68	711.49	194.44	517.05	62.22	0.44	61.78	43.46	23.32	20.14
780.69	880.48	301.56	578.92	90.34	0.69	89.65	64.57	39.08	25.49
793.14	840.41	333.88	506.53	74.40	0.79	73.61	55.99	33.80	22.19
765.09	930.70	261.05	669.65	110.32	0.57	109.75	75.33	45.69	29.63
844.25	1,266.26	454.75	811.51	79.89	0.53	79.36	103.55	66.01	37.54
762.26	989.52	461.08	528.44	73.04	0.67	72.36	95.52	61.55	33.96
934.38	1,570.46	447.79	1,122.67	87.43	0.38	87.05	112.38	70.91	41.47
937.12	1,554.31	560.68	993.62	62.27	0.38	61.89	117.79	72.96	44.83
792.05	1,145.54	562.27	583.27	56.44	0.46	55.97	114.16	72.44	41.72
1,088.96	1,982.17	559.03	1,423.15	68.37	0.30	68.07	121.60	73.50	48.09
1,068.90	1,599.94	645.27	954.67	51.57	0.45	51.12	135.89	86.29	49.60
905.21	1,362.84	700.39	662.45	48.69	0.56	48.13	127.24	82.33	44.91
1,235.72	1,841.57	589.10	1,252.47	54.50	0.33	54.17	144.70	90.33	54.38
1,282.61	1,687.73	777.72	910.00	50.98	0.29	50.69	140.10	84.88	55.22
1,085.17	1,684.05	919.01	765.04	50.16	0.32	49.84	123.89	75.25	48.64
1,489.46	1,691.58	629.70	1,061.88	51.84	0.25	51.58	157.08	94.97	62.11
1,517.54	1,902.84	944.53	958.31	56.37	0.54	55.83	156.45	92.63	63.82
1,266.62	1,900.00	1,085.80	814.20	54.93	0.69	54.24	114.42	64.67	49.75
1,784.19	1,905.85	794.40	1,111.45	57.91	0.38	57.53	201.11	122.34	78.77
1,985.07	2,503.54	1,294.42	1,209.12	66.40	0.61	65.78	214.04	135.16	78.87
1,653.83	2,404.01	1,425.96	978.05	63.35	0.80	62.55	133.20	74.91	58.28
2,337.55	2,609.46	1,154.45	1,455.00	69.64	0.41	69.23	300.06	199.27	100.78
2,565.07	3,038.53	1,614.87	1,423.66	76.05	0.49	75.56	260.75	168.93	91.81
2,291.22	2,946.89	1,755.00	1,191.89	72.46	0.64	71.82	160.32	93.10	67.23
2,844.43	3,132.02	1,471.94	1,660.09	79.72	0.34	79.39	363.19	246.30	116.89
3,313.59	3,593.30	1,985.34	1,607.96	86.93	1.07	85.87	256.26	152.15	104.10
3,204.97	3,640.08	2,227.67	1,412.42	84.90	0.55	84.35	168.91	88.03	80.88
3,422.91	3,546.22	1,741.45	1,804.77	88.98	1.59	87.39	344.17	216.69	127.48
4,319.55	4,465.15	2,683.61	1,781.53	125.34	0.76	124.58	226.27	115.31	110.96
4,439.53	4,512.53	2,910.04	1,602.49	128.28	0.77	127.51	156.45	67.29	89.15
4,201.18	4,418.39	2,460.22	1,958.18	122.43	0.74	121.70	295.16	162.68	132.47
5,565.60	6,017.49	4,089.29	1,928.19	122.26	0.52	121.74	181.65	74.85	106.80
6,465.72	5,845.38	4,012.32	1,833.07	129.97	0.66	129.31	139.43	51.13	88.31
4,740.20	6,175.31	4,159.88	2,015.43	115.19	0.38	114.81	220.36	96.60	123.75
5,688.18	10,587.37	8,592.67	1,994.70	103.20	0.97	102.24	182.77	73.13	109.65
6,573.47	8,632.17	6,827.89	1,804.28	114.69	0.96	113.73	153.27	49.84	103.43
5,019.66	12,063.80	9,925.30	2,138.50	94.52	0.97	93.56	205.05	90.71	114.34
5,550.72	20,433.55	18,332.49	2,101.07	79.14	1.48	77.66	166.67	76.16	90.51
6,944.38	14,579.76	12,630.58	1,949.18	96.15	1.45	94.70	148.53	57.52	91.00
4,775.72	23,688.79	21,503.26	2,185.52	69.68	1.50	68.18	176.77	86.53	90.24
4,834.05	42,377.51	40,001.33	2,376.18	44.82	0.42	44.40	157.72	85.46	72.26
7,751.74	27,571.73	25,241.76	2,329.97	68.74	0.29	68.45	171.57	91.50	80.07
3,882.10	47,208.21	44,816.95	2,391.26	37.02	0.47	36.55	153.21	83.49	69.72

Note : 1) Based on the Treatment Month

2) As of the end of the Year

제Ⅲ-9-2표

Table Ⅲ-9-2

연령별 성별 요양기관종별

Average Visit Days by Age, Gender and

구 분 Division		의 원 C			치 과 의 원 D.C			한
		계 T	입 원 I.P	외 래 O.P	계 T	입 원 I.P	외 래 O.P	계 T
계	Total	10,218.96	172.43	10,046.52	1,275.49	0.00	1,275.49	1,923.52
남자	M	8,520.79	136.65	8,384.14	1,276.96	0.00	1,276.96	1,396.11
여자	F	11,934.14	208.58	11,725.56	1,274.01	-	1,274.01	2,456.21
0세	Age	7,785.93	1,688.49	6,097.44	5.74	-	5.74	75.25
남자	M	8,101.02	1,698.39	6,402.63	5.90	-	5.90	87.17
여자	F	7,454.28	1,678.06	5,776.22	5.56	-	5.56	62.70
1 ~ 4세	S.T	19,513.11	177.02	19,336.10	534.97	-	534.97	291.36
남자	M	19,989.32	183.32	19,806.00	531.90	-	531.90	319.31
여자	F	19,015.09	170.43	18,844.66	538.19	-	538.19	262.13
5 ~ 9세	S.T	11,092.36	64.45	11,027.90	2,111.87	-	2,111.87	270.77
남자	M	11,372.11	66.28	11,305.83	2,044.73	-	2,044.73	296.11
여자	F	10,798.82	62.53	10,736.28	2,182.31	-	2,182.31	244.19
10~14세	S.T	6,861.49	41.26	6,820.24	985.57	-	985.57	331.08
남자	M	7,114.27	46.83	7,067.45	958.94	-	958.94	369.09
여자	F	6,591.86	35.31	6,556.54	1,013.97	-	1,013.97	290.54
15~19세	S.T	5,862.64	64.35	5,798.29	682.74	-	682.74	442.23
남자	M	5,621.23	72.03	5,549.20	579.13	-	579.13	467.68
여자	F	6,124.79	56.02	6,068.77	795.25	-	795.25	414.59
20~24세	S.T	4,525.26	81.67	4,443.59	946.23	-	946.23	435.26
남자	M	3,591.60	77.77	3,513.83	808.86	-	808.86	383.88
여자	F	5,695.68	86.55	5,609.13	1,118.44	-	1,118.44	499.67
25~29세	S.T	5,388.48	121.94	5,266.53	930.01	-	930.01	675.58
남자	M	4,180.28	85.41	4,094.88	835.54	-	835.54	601.67
여자	F	6,716.59	162.11	6,554.48	1,033.87	-	1,033.87	756.83
30~34세	S.T	5,743.51	141.18	5,602.33	829.89	-	829.89	812.09
남자	M	4,235.92	89.44	4,146.48	780.39	-	780.39	747.76
여자	F	7,321.53	195.34	7,126.18	881.71	-	881.71	879.44
35~39세	S.T	6,186.15	139.27	6,046.88	820.47	-	820.47	960.09
남자	M	4,662.13	113.34	4,548.79	808.24	-	808.24	869.73
여자	F	7,739.30	165.69	7,573.61	832.94	-	832.94	1,052.18
40~44세	S.T	6,592.99	118.55	6,474.44	912.19	0.00	912.19	1,182.27
남자	M	5,337.66	110.54	5,227.12	926.60	0.00	926.60	1,043.98
여자	F	7,908.16	126.95	7,781.21	897.10	-	897.10	1,327.15
45~49세	S.T	7,270.88	131.59	7,139.29	1,063.01	-	1,063.01	1,471.21
남자	M	5,961.55	120.91	5,840.65	1,080.96	-	1,080.96	1,188.02
여자	F	8,662.24	142.94	8,519.30	1,043.93	-	1,043.93	1,772.15
50~54세	S.T	8,976.75	186.01	8,790.74	1,304.28	-	1,304.28	1,875.21
남자	M	7,131.09	145.39	6,985.70	1,313.27	-	1,313.27	1,339.79
여자	F	10,940.73	229.23	10,711.50	1,294.72	-	1,294.72	2,444.95
55~59세	S.T	10,987.10	239.31	10,747.78	1,497.68	-	1,497.68	2,240.94
남자	M	8,880.23	177.60	8,702.63	1,511.40	-	1,511.40	1,517.24
여자	F	13,136.30	302.27	12,834.03	1,483.68	-	1,483.68	2,979.19
60~64세	S.T	13,175.88	248.84	12,927.05	1,631.29	-	1,631.29	2,643.01
남자	M	11,155.01	180.33	10,974.67	1,684.88	-	1,684.88	1,796.77
여자	F	15,209.88	317.79	14,892.09	1,577.35	-	1,577.35	3,494.74
65~69세	S.T	17,349.04	240.25	17,108.79	2,200.91	-	2,200.91	4,589.67
남자	M	14,851.31	176.53	14,674.79	2,348.16	-	2,348.16	3,126.22
여자	F	19,813.28	303.11	19,510.17	2,055.63	-	2,055.63	6,033.49
70~74세	S.T	20,851.20	233.81	20,617.39	2,257.44	-	2,257.44	5,868.23
남자	M	17,841.23	168.77	17,672.46	2,406.94	-	2,406.94	4,053.30
여자	F	23,611.36	293.46	23,317.90	2,120.35	-	2,120.35	7,532.54
75~79세	S.T	23,912.43	253.55	23,658.88	2,156.65	-	2,156.65	6,217.63
남자	M	21,357.17	188.11	21,169.06	2,394.46	-	2,394.46	4,612.95
여자	F	25,841.98	302.97	25,539.01	1,977.08	-	1,977.08	7,429.36
80~84세	S.T	23,218.95	247.70	22,971.25	1,718.22	-	1,718.22	5,263.08
남자	M	22,596.95	174.03	22,422.91	2,071.22	-	2,071.22	4,453.36
여자	F	23,564.85	288.67	23,276.18	1,521.93	-	1,521.93	5,713.35
85세 이상	And over	16,728.94	236.21	16,492.72	1,003.40	0.03	1,003.37	3,040.27
남자	M	19,031.22	172.31	18,858.91	1,514.55	0.10	1,514.45	3,428.56
여자	F	15,977.77	257.06	15,720.71	836.63	-	836.63	2,913.59

주 : 1) 수진기준 2) 연도말 기준

수진횟수(지역) <계속>

Type of Health Care Institutions(S,E.) <Cont'd>

(단위 : 일/1,000명)

Unit : Days Per 1,000 Persons

의 원 O.C		보 건 기 관 H.C			조 산 원 M	약 국 PH		
입 원 I.P	외 래 O.P	계 T	입 원 I.P	외 래 O.P	계(입원) T(I.P)	계(외래) T(O.P)	처 방 D.P	직 접 P.P
5.74	1,917.78	235.38	0.48	234.90	0.03	9,586.15	9,557.06	29.09
3.37	1,392.74	194.92	0.37	194.56	-	8,421.00	8,385.17	35.83
8.13	2,448.08	276.24	0.59	275.65	0.06	10,762.96	10,740.69	22.28
0.05	75.21	7.25	-	7.25	-	7,080.67	7,080.63	0.05
0.09	87.08	7.32	-	7.32	-	7,452.99	7,452.96	0.03
-	62.70	7.18	-	7.18	-	6,688.78	6,688.72	0.06
0.50	290.86	25.08	-	25.08	-	23,794.31	23,794.09	0.23
0.59	318.72	24.58	-	24.58	-	24,393.81	24,393.58	0.24
0.40	261.73	25.60	-	25.60	-	23,167.35	23,167.13	0.21
0.02	270.75	29.67	0.02	29.66	-	11,692.39	11,691.48	0.91
0.04	296.07	30.75	-	30.75	-	11,952.58	11,951.63	0.95
-	244.19	28.54	0.04	28.51	-	11,419.37	11,418.50	0.87
0.35	330.74	25.35	0.03	25.32	-	6,065.64	6,062.35	3.30
0.32	368.77	26.58	-	26.58	-	6,276.97	6,273.86	3.11
0.38	290.17	24.03	0.06	23.97	-	5,840.23	5,836.72	3.50
1.11	441.12	22.42	0.06	22.36	-	4,840.91	4,835.18	5.73
1.01	466.67	23.96	0.04	23.91	-	4,544.25	4,538.02	6.23
1.22	413.37	20.75	0.07	20.68	-	5,163.05	5,157.86	5.20
1.88	433.38	18.66	0.03	18.63	0.01	3,894.88	3,890.00	4.88
1.57	382.31	21.70	0.03	21.67	-	3,037.71	3,033.42	4.29
2.27	497.40	14.85	0.04	14.81	0.03	4,969.42	4,963.81	5.61
3.35	672.23	16.20	0.06	16.14	0.12	4,512.47	4,506.15	6.33
3.18	598.49	16.44	0.11	16.34	-	3,551.53	3,544.91	6.63
3.54	753.29	15.93	0.01	15.93	0.26	5,568.79	5,562.80	6.00
3.98	808.12	20.35	0.03	20.32	0.20	4,851.45	4,841.16	10.29
4.51	743.25	21.50	0.01	21.49	-	3,732.79	3,721.08	11.71
3.42	876.01	19.14	0.05	19.09	0.40	6,022.37	6,013.56	8.81
4.64	955.45	25.81	0.09	25.71	0.13	5,447.89	5,432.32	15.57
4.57	865.16	29.14	0.15	28.99	-	4,271.65	4,252.87	18.78
4.70	1,047.47	22.41	0.04	22.38	0.25	6,646.63	6,634.34	12.30
4.47	1,177.80	41.63	0.09	41.54	0.02	6,035.75	6,011.74	24.01
3.53	1,040.45	48.60	0.10	48.50	-	5,069.46	5,039.82	29.64
5.45	1,321.70	34.34	0.08	34.26	0.04	7,048.12	7,030.00	18.11
6.08	1,465.13	62.78	0.12	62.66	0.00	6,785.26	6,751.47	33.79
4.16	1,183.85	70.62	0.17	70.44	-	5,821.09	5,779.38	41.71
8.11	1,764.04	54.45	0.06	54.39	0.00	7,809.84	7,784.48	25.37
9.74	1,865.47	113.30	0.20	113.10	-	8,535.53	8,488.68	46.85
4.72	1,335.07	116.61	0.23	116.38	-	7,186.09	7,128.32	57.77
15.08	2,429.88	109.77	0.17	109.60	-	9,971.47	9,936.24	35.23
12.98	2,227.96	191.15	0.27	190.88	-	10,592.98	10,537.39	55.59
5.35	1,511.89	185.88	0.27	185.62	-	9,165.58	9,094.56	71.02
20.75	2,958.43	196.52	0.26	196.26	-	12,049.07	12,009.21	39.86
10.94	2,632.07	302.71	0.39	302.32	-	12,735.15	12,679.45	55.70
4.87	1,791.90	290.51	0.30	290.21	-	11,601.40	11,530.00	71.40
17.05	3,477.69	314.99	0.47	314.52	-	13,876.25	13,836.35	39.90
7.30	4,582.37	587.09	0.80	586.29	-	16,110.79	16,066.03	44.75
2.46	3,123.77	527.40	0.51	526.89	-	14,941.25	14,883.55	57.70
12.08	6,021.41	645.99	1.10	644.89	-	17,264.64	17,232.66	31.98
3.25	5,864.99	919.15	1.13	918.01	-	18,750.85	18,713.10	37.74
2.27	4,051.03	775.32	1.43	773.89	-	17,324.90	17,278.22	46.68
4.14	7,528.39	1,051.04	0.87	1,050.17	-	20,058.45	20,028.90	29.55
1.36	6,216.27	1,386.01	2.09	1,383.91	-	21,292.08	21,257.23	34.86
1.20	4,611.76	1,181.03	1.74	1,179.28	-	20,386.06	20,343.29	42.77
1.48	7,427.88	1,540.79	2.36	1,538.43	-	21,976.24	21,947.36	28.88
1.58	5,261.50	1,615.23	5.81	1,609.42	-	21,091.35	21,060.39	30.96
0.26	4,453.10	1,484.72	3.62	1,481.10	-	21,692.65	21,655.26	37.39
2.31	5,711.04	1,687.81	7.03	1,680.77	-	20,756.97	20,729.59	27.38
1.37	3,038.90	1,364.79	7.22	1,357.57	-	16,639.82	16,618.60	21.22
1.02	3,427.54	1,447.72	10.16	1,437.56	-	19,362.07	19,339.53	22.53
1.49	2,912.10	1,337.73	6.26	1,331.47	-	15,751.62	15,730.83	20.79

Note : 1) Based on the Treatment Month 2) As of the end of the Year

제Ⅲ-10표

Table Ⅲ-10

연령별 연간진료비 크기별

Number of patients and total medical expense

진료비구간(원) Amount Class(Won)	계 Total		0~4세		5~9세	
	실인원 Patients	진료비 Medical Expense	실인원 Patients	진료비 Medical Expense	실인원 Patients	진료비 Medical Expense
계 Total	48,178,212	77,910,431,691	1,966,630	2,709,440,162	2,255,561	1,754,238,014
1,000,000 이하 Less than	31,162,470	11,697,313,518	1,149,604	615,931,972	1,774,443	819,545,481
1,000,001 ~ 2,000,000	8,192,175	11,619,783,710	558,209	776,640,679	365,844	495,086,484
2,000,001 ~ 3,000,000	3,462,322	8,451,285,732	147,074	353,163,418	75,093	179,071,070
3,000,001 ~ 4,000,000	1,797,368	6,198,793,906	49,576	169,743,681	21,045	71,729,349
4,000,001 ~ 5,000,000	993,335	4,423,995,146	20,617	91,352,979	7,717	34,170,791
5,000,001 ~ 10,000,000	1,505,057	10,161,844,448	24,330	162,517,165	8,056	52,811,261
10,000,001 ~ 20,000,000	583,556	8,036,544,562	8,769	121,061,070	1,913	25,930,629
20,000,001 ~ 30,000,000	251,268	6,355,572,621	3,243	79,392,507	620	15,349,278
30,000,001 ~ 40,000,000	123,752	4,198,285,175	1,800	62,040,950	303	10,415,230
40,000,001 ~ 50,000,000	46,360	2,057,729,539	985	43,963,876	152	6,848,840
50,000,001 ~ 60,000,000	23,577	1,284,116,667	648	35,246,940	79	4,333,316
60,000,001 ~ 70,000,000	13,041	841,414,516	369	23,799,671	65	4,206,963
70,000,001 ~ 80,000,000	7,402	551,815,006	291	21,722,960	40	2,992,809
80,000,001 ~ 90,000,000	4,749	402,132,636	217	18,415,618	31	2,627,762
90,000,001 ~ 100,000,000	3,243	306,951,200	160	15,208,756	23	2,155,426
100,000,001 ~ 150,000,000	5,915	699,203,364	463	55,464,123	66	7,997,900
150,000,001 ~ 200,000,000	1,406	239,622,770	145	24,952,003	25	4,217,625
200,000,001 이상 And over	1,216	384,027,176	130	38,821,791	46	14,747,800

주 : 1) 수진기준 2) 연도말 기준

3) 반올림 관계로 총계와 내용의 합이 다를 수 있음

4) 실인원은 신생아 포함되어 중복될 수 있음.

실인원 및 진료비 현황(총계)

by patient age and annual medical expense(Total)

(단위 : 명, 천원)

Unit : Person, KRW 1,000

10~14세		15~19세		20~24세		25~29세	
실인원 Patients	진료비 Medical Expense	실인원 Patients	진료비 Medical Expense	실인원 Patients	진료비 Medical Expense	실인원 Patients	진료비 Medical Expense
2,179,155	1,135,703,910	2,512,590	1,261,888,543	3,013,086	1,643,317,157	3,191,596	2,102,923,046
1,968,305	619,092,161	2,285,840	620,628,450	2,682,558	743,843,113	2,722,837	832,804,448
143,044	196,033,293	141,804	194,833,460	202,798	279,573,655	276,102	380,901,145
37,851	90,785,121	40,135	97,439,506	60,669	147,406,796	91,204	222,929,057
13,971	47,840,701	18,919	64,933,924	29,019	99,683,127	47,242	162,259,573
5,416	23,992,727	8,442	37,540,080	13,392	59,514,622	20,537	91,070,432
7,144	48,640,061	12,137	81,031,493	17,194	114,422,931	23,327	155,129,034
2,206	29,154,772	3,453	46,013,172	4,893	64,958,441	6,844	90,573,790
470	11,361,479	797	19,416,464	1,172	28,693,058	1,600	39,534,139
180	6,273,526	334	11,461,483	518	17,577,255	839	28,565,990
129	5,727,005	159	7,038,206	230	10,247,465	312	13,857,696
77	4,209,792	94	5,120,217	129	7,053,470	166	9,020,475
55	3,608,777	67	4,355,894	90	5,873,872	111	7,148,614
40	2,994,277	56	4,155,689	61	4,568,934	90	6,756,865
35	2,975,142	50	4,237,657	44	3,755,657	53	4,474,925
38	3,602,898	34	3,210,381	51	4,814,910	53	4,994,902
93	11,438,261	121	14,808,448	142	17,079,527	160	19,375,537
33	5,678,690	59	10,080,222	57	9,769,787	51	8,851,751
68	22,295,225	89	35,583,796	69	24,480,536	68	24,674,673

Note : 1) Based on the Treatment Month 2) As of the end of the Year

3) Rounding error can exist

4) The number of Patients can be repeated because they include newborn babies.

제Ⅲ-10표

Table Ⅲ-10

연령별 연간진료비 크기별

Number of patients and total medical expense

진료비구간(원) Amount Class(KRW)		30~34세		35~39세		40~44세		45~49세	
		실인원 Patients	진료비 Medical Expense	실인원 Patients	진료비 Medical Expense	실인원 Patients	진료비 Medical Expense	실인원 Patients	진료비 Medical Expense
계	Total	3,028,947	2,578,404,107	3,774,545	3,426,268,734	3,567,068	3,490,410,377	4,130,669	4,709,754,733
1,000,000 이하	Less than	2,391,486	790,686,783	2,955,629	1,020,040,760	2,735,950	984,394,083	2,978,466	1,128,501,447
1,000,001 ~ 2,000,000		335,273	466,450,878	454,023	629,313,210	496,594	688,854,352	684,625	954,085,720
2,000,001 ~ 3,000,000		140,514	345,662,077	159,980	391,205,647	147,778	357,678,584	211,642	511,927,034
3,000,001 ~ 4,000,000		77,077	264,573,004	84,842	291,965,767	66,883	230,488,583	90,448	311,399,947
4,000,001 ~ 5,000,000		32,767	145,360,101	41,976	186,490,513	37,023	164,781,642	49,346	219,849,666
5,000,001 ~ 10,000,000		37,596	249,634,435	54,287	364,102,625	52,342	352,505,379	69,630	466,675,466
10,000,001 ~ 20,000,000		9,677	127,353,505	15,411	205,211,422	18,570	251,088,447	26,817	369,087,236
20,000,001 ~ 30,000,000		2,232	54,968,467	4,094	100,847,756	5,796	142,898,560	9,458	233,524,312
30,000,001 ~ 40,000,000		1,110	37,758,224	2,106	71,669,969	3,161	107,568,865	5,242	178,690,280
40,000,001 ~ 50,000,000		420	18,712,916	831	36,930,381	1,142	50,605,911	1,970	87,411,834
50,000,001 ~ 60,000,000		216	11,735,956	426	23,303,022	586	31,998,862	1,041	56,751,252
60,000,001 ~ 70,000,000		142	9,212,087	255	16,565,149	382	24,656,213	628	40,543,536
70,000,001 ~ 80,000,000		105	7,847,100	144	10,762,537	228	17,035,082	366	27,267,954
80,000,001 ~ 90,000,000		66	5,623,932	113	9,591,000	164	13,849,570	236	20,059,962
90,000,001 ~ 100,000,000		44	4,158,462	77	7,298,103	92	8,759,699	207	19,610,155
100,000,001 ~ 150,000,000		127	14,901,566	219	26,489,120	245	29,313,784	366	42,948,059
150,000,001 ~ 200,000,000		40	6,823,732	55	9,480,405	57	9,769,194	100	16,993,921
200,000,001 이상	And over	55	16,940,881	77	25,001,348	75	24,163,568	81	24,426,952

주 : 1) 수진기준 2) 연도말 기준

3) 반올림 관계로 총계와 내용의 합이 다를 수 있음

4) 실인원은 신생아 포함되어 중복될 수 있음.

실인원 및 진료비 현황(총계) <계속>

by patient age and annual medical expense(Total)<Cont'd>

(단위 : 명, 천원)

Unit : Person, KRW 1,000

50~54세		55~59세		60~64세		65~69세		70세이상 and over	
실인원 Patients	진료비 Medical Expense	실인원 Patients	진료비 Medical Expense	실인원 Patients	진료비 Medical Expense	실인원 Patients	진료비 Medical Expense	실인원 Patients	진료비 Medical Expense
3,940,285	5,776,630,352	4,055,561	7,546,532,081	3,356,344	7,951,457,448	2,284,211	7,525,237,186	4,921,964	24,298,225,840
2,460,470	1,035,114,783	2,129,545	974,708,334	1,411,281	696,135,474	621,591	326,017,872	894,465	489,868,355
846,291	1,190,741,405	1,028,977	1,463,314,262	942,501	1,357,422,938	606,923	893,684,127	1,109,167	1,652,848,102
290,392	703,080,289	401,158	973,533,077	427,813	1,041,337,961	385,990	949,286,558	845,029	2,086,779,534
123,698	425,458,117	177,884	611,976,878	200,697	691,075,985	229,618	793,347,125	566,449	1,962,318,145
63,982	284,859,938	91,724	408,239,435	105,856	471,304,662	132,110	588,289,439	362,430	1,617,178,117
92,520	622,674,404	134,764	911,429,427	158,552	1,072,447,330	192,276	1,289,333,358	620,902	4,218,490,078
35,919	493,043,149	52,194	716,648,769	62,597	861,210,712	68,047	935,797,077	266,246	3,699,412,371
12,573	310,658,975	17,828	441,006,768	21,410	530,271,434	22,019	545,014,658	147,956	3,802,634,765
7,472	255,398,970	10,996	375,213,627	13,133	448,221,574	13,278	453,308,028	63,280	2,134,121,204
2,893	128,204,814	4,396	195,275,886	5,277	234,290,650	5,433	240,793,045	22,031	977,821,015
1,448	78,614,705	2,183	118,997,287	2,750	149,914,760	2,735	149,010,901	10,999	598,805,710
856	55,412,061	1,337	86,248,668	1,558	100,539,812	1,530	98,946,634	5,596	360,296,565
535	39,914,869	749	55,867,850	942	70,213,460	920	68,522,380	2,835	211,192,240
332	28,191,290	532	45,120,522	620	52,508,407	581	49,142,966	1,675	141,558,225
216	20,529,319	365	34,535,399	414	39,235,451	392	37,106,083	1,077	101,731,257
478	56,276,844	693	82,222,715	686	80,389,820	584	68,379,225	1,472	172,118,434
117	20,137,827	133	22,775,566	161	27,187,498	119	20,021,391	254	42,883,159
93	28,318,594	103	29,417,609	96	27,749,521	65	19,236,318	101	28,168,564

Note : 1) Based on the Treatment Month 2) As of the end of the Year

3) Rounding error can exist

4) The number of Patients can be repeated because they include newborn babies.

제Ⅲ-11표

Table Ⅲ-11

연령별 연간진료비 크기별

Number of patients and total medical expense

진료비구간(원) Amount Class(Won)			계 Total		0~4세		5~9세	
			실인원 Patients	진료비 Medical Expense	실인원 Patients	진료비 Medical Expense	실인원 Patients	진료비 Medical Expense
계 Total			7,351,564	28,860,601,149	737,771	1,127,012,730	230,824	290,613,680
50,000 이하	Less than		58,415	1,238,110	1,360	45,935	801	24,993
50,001	~	100,000	82,023	6,508,582	17,457	1,549,322	3,383	276,246
100,001	~	150,000	239,316	29,571,864	91,681	11,037,401	13,181	1,624,824
150,001	~	200,000	185,697	32,688,404	29,653	5,199,086	8,783	1,545,969
200,001	~	250,000	208,950	46,946,582	44,149	9,970,229	8,850	1,984,802
250,001	~	300,000	208,787	57,297,117	58,168	15,833,320	8,153	2,240,254
300,001	~	350,000	187,317	60,749,158	40,130	13,032,305	7,900	2,571,615
350,001	~	400,000	164,657	61,733,185	33,816	12,685,445	8,484	3,184,944
400,001	~	450,000	161,617	68,627,178	29,621	12,559,672	8,717	3,705,623
450,001	~	500,000	150,617	71,468,609	28,646	13,581,659	8,734	4,151,638
500,001	~	700,000	526,370	316,082,827	79,082	46,998,642	32,926	19,656,514
700,001	~	1,000,000	773,999	660,605,973	79,946	66,954,351	38,294	32,349,747
1,000,001	~	1,500,000	978,539	1,203,116,975	75,682	92,505,069	41,570	50,467,987
1,500,001	~	2,000,000	743,178	1,293,948,314	38,979	67,238,232	15,655	26,866,037
2,000,001	~	2,500,000	424,451	950,041,176	22,684	50,622,405	8,076	17,982,843
2,500,001	~	3,000,000	342,613	938,827,894	14,124	38,572,034	5,463	14,954,143
3,000,001	~	5,000,000	692,702	2,640,730,413	23,247	88,040,545	7,241	26,721,854
5,000,001	~	7,000,000	300,880	1,780,278,851	8,431	49,513,735	1,635	9,543,939
7,000,001	~	10,000,000	254,602	2,125,312,182	5,888	49,032,283	895	7,403,405
10,000,001 이상	And over		666,834	16,514,827,755	15,027	482,041,059	2,083	63,356,305

주 : 1) 수진기준 2) 연도말 기준

3) 반올림 관계로 총계와 내용의 합이 다를 수 있음

4) 실인원은 신생아 포함되어 중복될 수 있음.

실인원 및 진료비 현황(입원)

by patient age and annual medical expense (Inpatient)

(단위 : 명, 천원)

Unit : Person, KRW 1,000

10~14세		15~19세		20~24세		25~29세	
실인원 Patients	진료비 Medical Expense	실인원 Patients	진료비 Medical Expense	실인원 Patients	진료비 Medical Expense	실인원 Patients	진료비 Medical Expense
139,256	217,389,844	179,016	334,413,714	246,875	454,898,436	309,118	577,864,375
691	20,296	1,070	26,198	2,073	44,386	3,040	62,381
2,133	166,256	2,248	172,104	3,470	264,348	4,545	346,155
6,290	780,104	5,494	690,071	8,476	1,065,586	10,656	1,334,292
6,124	1,081,422	7,281	1,294,937	10,135	1,798,142	11,631	2,062,445
5,874	1,314,075	8,160	1,822,847	11,034	2,462,564	12,536	2,798,648
4,866	1,335,755	6,282	1,726,176	7,998	2,197,648	9,161	2,516,877
4,470	1,452,545	5,795	1,879,565	7,245	2,347,030	8,012	2,595,871
5,052	1,896,379	5,524	2,074,700	6,489	2,432,241	6,921	2,597,643
4,864	2,064,290	6,213	2,638,451	7,309	3,107,717	7,655	3,252,250
4,589	2,179,548	5,386	2,556,770	6,551	3,109,884	6,817	3,234,813
17,288	10,359,334	19,454	11,671,269	22,887	13,858,744	25,689	15,612,867
21,633	18,275,290	23,904	20,188,269	29,555	25,172,394	31,849	27,245,349
22,412	27,269,363	27,155	33,153,605	41,300	50,386,731	56,397	69,461,952
9,440	16,261,862	14,123	24,345,939	23,184	40,154,428	39,483	68,916,713
5,575	12,495,285	8,898	19,957,087	14,099	31,544,714	21,257	47,397,697
5,853	16,047,385	8,779	24,086,353	12,210	33,452,704	14,938	40,875,740
7,502	27,549,113	13,201	49,473,256	19,935	74,722,851	23,560	88,021,513
1,750	10,266,103	4,390	25,762,566	5,829	34,053,095	6,259	36,643,724
1,020	8,406,056	2,517	20,609,703	3,087	25,206,463	3,523	28,981,065
1,830	58,169,382	3,142	90,283,848	4,009	107,516,767	5,189	133,906,381

Note : 1) Based on the Treatment Month 2) As of the end of the Year

3) Rounding error can exist

4) The number of Patients can be repeated because they include newborn babies.

제Ⅲ-11표

Table Ⅲ-11

연령별 연간진료비 크기별

Number of patients and total medical expense

진료비구간(원) Amount Class(Won)			30~34세		35~39세		40~44세		45~49세	
			실인원 Patients	진료비 Medical Expense	실인원 Patients	진료비 Medical Expense	실인원 Patients	진료비 Medical Expense	실인원 Patients	진료비 Medical Expense
계	Total		398,335	783,189,308	450,462	998,167,852	380,808	986,201,073	473,782	1,415,436,603
50,000 이하	Less than		3,060	61,830	3,854	77,618	4,017	81,558	5,323	108,234
50,001	~	100,000	4,450	341,725	5,177	400,507	5,075	392,246	6,215	481,732
100,001	~	150,000	10,814	1,358,352	13,385	1,684,443	12,936	1,629,512	14,713	1,855,081
150,001	~	200,000	11,361	2,006,603	13,816	2,438,407	12,964	2,278,933	15,185	2,664,092
200,001	~	250,000	11,748	2,627,728	14,209	3,182,547	13,008	2,919,305	15,091	3,390,242
250,001	~	300,000	9,361	2,574,248	12,233	3,365,734	11,673	3,211,843	13,980	3,847,321
300,001	~	350,000	8,665	2,808,265	11,328	3,667,973	11,348	3,673,425	13,585	4,401,707
350,001	~	400,000	7,391	2,770,353	9,949	3,730,645	9,516	3,566,336	11,550	4,326,536
400,001	~	450,000	7,893	3,352,834	10,188	4,325,951	9,717	4,126,794	11,506	4,886,936
450,001	~	500,000	6,976	3,308,628	9,092	4,314,363	8,690	4,122,691	10,400	4,932,699
500,001	~	700,000	26,078	15,792,683	33,065	19,947,694	31,852	19,197,066	36,835	22,167,911
700,001	~	1,000,000	33,557	28,881,639	40,958	34,948,633	39,536	33,694,638	49,416	42,164,430
1,000,001	~	1,500,000	80,626	100,263,722	76,547	94,964,016	56,251	68,654,837	67,250	82,082,658
1,500,001	~	2,000,000	70,341	123,504,202	62,847	110,331,452	33,746	58,691,400	40,761	70,606,723
2,000,001	~	2,500,000	35,623	79,284,941	37,045	82,851,543	22,634	50,698,106	25,904	58,065,089
2,500,001	~	3,000,000	20,605	56,242,234	25,627	70,141,085	20,313	55,842,649	24,308	66,899,187
3,000,001	~	5,000,000	30,042	112,234,193	41,051	153,578,008	41,541	156,882,282	55,558	211,540,439
5,000,001	~	7,000,000	8,174	47,871,126	11,366	66,603,668	12,260	72,008,378	17,683	103,899,436
7,000,001	~	10,000,000	4,820	39,815,723	7,197	59,623,098	8,469	70,411,880	13,127	109,245,559
10,000,001 이상	And over		6,750	158,088,279	11,528	277,990,467	15,262	374,117,194	25,392	617,870,591

주 : 1) 수진기준 2) 연도말 기준

3) 반올림 관계로 총계와 내용의 합이 다를 수 있음

4) 실인원은 신생아 포함되어 중복될 수 있음.

실인원 및 진료비 현황(입원)〈계속〉

by patient age and annual medical expense(Inpatient) 〈Cont'd〉

(단위 : 명, 천원)

Unit : Person, KRW 1,000

50~54세		55~59세		60~64세		65~69세		70세이상 and over	
실인원 Patients	진료비 Medical Expense	실인원 Patients	진 료 비 Medical Expense	실인원 Patients	진료비 Medical Expense	실인원 Patients	진료비 Medical Expense	실인원 Patients	진료비 Medical Expense
546,053	1,812,252,258	654,918	2,478,084,842	616,270	2,740,495,164	482,717	2,552,219,565	1,505,359	12,092,361,703
6,799	138,369	7,741	157,910	6,854	141,504	4,478	92,155	7,254	154,743
6,550	507,035	6,714	515,539	5,314	403,183	3,214	241,712	6,078	450,472
14,349	1,807,988	13,752	1,735,428	9,803	1,236,702	5,305	667,922	8,481	1,064,157
15,183	2,662,809	15,352	2,691,157	11,285	1,979,296	6,271	1,103,698	10,673	1,881,408
15,292	3,439,760	15,919	3,578,241	12,084	2,720,668	7,248	1,632,314	13,748	3,102,612
14,813	4,081,748	16,170	4,453,743	12,396	3,417,974	7,532	2,077,898	16,001	4,416,581
14,420	4,671,900	15,581	5,048,955	12,518	4,055,482	7,998	2,593,808	18,322	5,948,711
12,395	4,644,210	13,668	5,118,821	10,712	4,014,639	7,036	2,636,824	16,154	6,053,470
12,210	5,185,653	13,164	5,590,970	10,497	4,457,428	6,591	2,800,278	15,472	6,572,332
11,210	5,316,317	11,917	5,654,553	10,073	4,780,359	6,436	3,054,287	15,100	7,170,402
40,226	24,174,892	44,271	26,587,652	36,490	21,897,983	23,981	14,417,252	56,246	33,742,324
58,096	49,608,328	70,412	60,182,207	66,060	56,646,699	52,547	45,211,832	138,236	119,082,166
76,396	93,549,782	88,614	108,753,447	78,479	96,585,886	55,447	68,332,277	134,413	166,685,643
53,640	93,006,830	66,790	116,016,425	65,881	114,546,293	54,997	95,857,702	153,311	267,604,076
31,062	69,589,532	39,533	88,542,562	37,930	85,020,829	29,903	67,034,528	84,228	188,954,016
27,457	75,432,250	33,779	92,642,065	32,828	90,009,629	25,526	69,923,204	70,803	193,707,232
59,839	228,188,275	72,375	276,679,669	71,334	272,857,742	56,310	216,052,343	169,966	658,188,330
22,998	135,681,425	31,623	186,737,852	33,915	200,748,024	30,235	179,630,302	104,332	621,315,479
17,702	147,490,371	25,384	211,814,870	28,830	240,612,526	27,445	229,153,977	104,698	877,505,205
35,416	863,074,786	52,159	1,275,582,777	62,987	1,534,362,318	64,217	1,549,705,254	361,843	8,928,762,348

Note : 1) Based on the Treatment Month 2) As of the end of the Year

3) Rounding error can exist

4) The number of Patients can be repeated because they include newborn babies.

제Ⅲ-12표

Table Ⅲ-12

연령별 연간진료비 크기별

Number of patients and total medical expense

진료비구간(원) Amount Class(Won)			계 Total		0~4세		5~9세	
			실인원 Patients	진료비 Medical Expense	실인원 Patients	진료비 Medical Expense	실인원 Patients	진료비 Medical Expense
계 Total			47,935,786	32,503,475,170	1,934,225	1,033,656,593	2,254,687	1,044,179,916
6000 이하	Less than		24,462	83,068	144	344	126	601
6,001	~	8,000	20,873	156,226	33	226	17	122
8,001	~	10,000	11,370	103,533	191	1,731	75	664
10,001	~	12,000	40,265	440,151	355	4,074	539	5,985
12,001	~	14,000	54,634	730,106	2,707	34,219	1,028	14,058
14,001	~	16,000	516,238	7,899,362	1,339	19,738	7,622	116,522
16,001	~	18,000	340,493	5,855,348	18,805	321,994	4,349	72,707
18,001	~	20,000	212,119	4,040,162	4,359	83,281	3,973	76,197
20,001	~	22,000	168,583	3,551,382	3,666	77,477	1,602	33,711
22,001	~	24,000	81,379	1,866,068	2,869	65,433	735	16,846
24,001	~	26,000	78,568	1,965,716	1,524	37,718	751	18,748
26,001	~	28,000	176,589	4,709,299	2,258	61,823	3,225	86,088
28,001	~	30,000	151,375	4,399,216	4,733	139,833	2,495	72,696
30,001	~	35,000	628,280	20,318,495	11,684	388,814	12,345	399,140
35,001	~	40,000	386,890	14,489,717	8,800	331,097	7,093	265,474
40,001	~	45,000	386,761	16,415,293	7,631	324,959	7,767	330,429
45,001	~	50,000	473,197	22,456,772	9,444	449,539	11,393	541,037
50,001	~	100,000	4,381,602	325,206,776	91,682	6,864,813	118,573	9,075,461
100,001	~	200,000	7,304,037	1,082,465,524	200,165	30,260,903	332,052	50,594,666
200,001	~	300,000	5,869,489	1,456,656,834	226,044	56,685,245	374,852	93,710,873
300,001	~	500,000	8,372,322	3,283,986,928	465,377	185,662,442	624,597	245,553,845
500,001	~	700,000	5,303,916	3,143,195,394	375,856	223,293,296	364,970	215,053,022
700,001 이상	And over		12,952,344	23,102,483,801	494,559	528,547,594	374,508	428,141,022

주 : 1) 수진기준 2) 연도말 기준

3) 반올림 관계로 총계와 내용의 합이 다를 수 있음

4) 실인원은 신생아 포함되어 중복될 수 있음.

실인원 및 진료비 현황(외래)

by patient age and annual medical expense(Outpatient)

(단위 : 명, 천원)

Unit : Person, KRW 1,000

10~14세		15~19세		20~24세		25~29세	
실인원 Patients	진료비 Medical Expense	실인원 Patients	진료비 Medical Expense	실인원 Patients	진료비 Medical Expense	실인원 Patients	진료비 Medical Expense
2,177,408	698,362,829	2,508,587	706,374,561	3,007,038	933,036,554	3,186,090	1,209,106,875
329	1,552	843	4,025	1,221	5,759	1,113	4,361
107	771	216	1,547	466	3,412	696	5,181
102	927	175	1,591	420	3,804	456	4,145
1,281	14,041	2,303	25,147	3,070	33,554	3,258	35,674
2,734	37,368	4,319	58,877	5,217	70,720	4,071	54,780
34,071	521,653	66,107	1,012,136	80,047	1,225,574	62,186	952,087
10,047	172,612	25,847	445,446	43,294	745,794	39,754	684,472
14,215	271,155	24,230	461,752	26,287	500,460	23,043	438,817
5,426	114,361	13,364	282,386	20,516	432,346	18,789	395,950
2,306	52,837	5,500	126,137	9,704	222,690	8,272	189,783
2,497	62,392	5,484	137,204	9,038	225,686	8,032	200,726
9,328	247,379	17,961	477,023	22,859	609,116	18,335	489,115
8,625	251,341	15,203	442,799	17,926	521,811	14,797	430,035
43,544	1,406,098	77,726	2,506,839	80,778	2,607,535	67,630	2,186,940
21,087	790,468	37,559	1,405,748	45,543	1,703,603	41,105	1,537,805
22,491	954,520	39,874	1,690,364	44,187	1,874,540	38,933	1,652,314
37,000	1,755,765	59,308	2,812,724	56,346	2,672,979	47,491	2,254,114
296,262	22,322,281	432,964	32,193,728	490,741	36,043,260	450,861	33,175,511
540,235	79,876,626	616,611	89,818,857	663,901	96,961,517	655,296	96,231,115
385,183	95,008,199	370,460	91,090,559	430,527	106,195,855	455,030	112,428,589
405,255	155,918,316	370,024	142,345,362	476,299	184,218,849	545,983	212,033,400
163,973	96,058,195	153,839	90,249,211	218,763	128,534,989	272,949	160,753,486
171,310	242,523,974	168,670	248,785,099	259,888	367,622,701	408,010	582,968,475

Note : 1) Based on the Treatment Month 2) As of the end of the Year

3) Rounding error can exist

4) The number of Patients can be repeated because they include newborn babies.

제Ⅲ-12표

Table Ⅲ-12

연령별 연간진료비 크기별

Number of patients and total medical expense

진료비구간(원) Amount Class(Won)			30~34세		35~39세		40~44세		45~49세	
			실인원 Patients	진료비 Medical Expense	실인원 Patients	진료비 Medical Expense	실인원 Patients	진료비 Medical Expense	실인원 Patients	진료비 Medical Expense
계	Total		3,023,709	1,431,928,344	3,767,429	1,855,148,249	3,559,223	1,812,818,466	4,119,826	2,278,424,274
6000 이하	Less than		1,302	4,172	2,021	5,663	2,878	7,586	3,074	8,069
6,001	~	8,000	1,061	7,980	1,328	9,983	4,741	35,952	3,552	26,824
8,001	~	10,000	572	5,140	678	6,081	2,304	21,180	1,878	17,176
10,001	~	12,000	3,204	35,122	3,830	41,938	4,092	44,838	4,562	49,865
12,001	~	14,000	3,637	48,694	4,326	57,835	4,704	62,644	5,346	71,136
14,001	~	16,000	44,935	687,896	51,407	786,983	43,309	662,715	45,173	691,128
16,001	~	18,000	31,616	544,066	36,784	633,027	31,233	537,196	33,442	575,240
18,001	~	20,000	19,492	371,194	23,629	450,052	20,715	394,371	19,470	370,581
20,001	~	22,000	15,922	335,345	18,963	399,383	16,863	355,163	17,676	372,171
22,001	~	24,000	6,960	159,689	8,203	188,212	8,363	191,839	8,930	204,827
24,001	~	26,000	6,507	162,739	7,474	186,930	7,755	193,938	8,371	209,574
26,001	~	28,000	14,218	379,504	16,515	440,624	15,635	417,157	17,542	468,058
28,001	~	30,000	12,080	350,828	14,637	424,859	13,948	404,613	15,251	442,416
30,001	~	35,000	52,777	1,710,298	62,806	2,035,287	53,906	1,745,914	56,063	1,813,323
35,001	~	40,000	33,584	1,256,589	40,731	1,524,356	36,346	1,361,792	38,261	1,433,464
40,001	~	45,000	32,377	1,374,535	38,494	1,633,319	35,928	1,524,674	37,891	1,607,676
45,001	~	50,000	37,846	1,796,919	45,632	2,166,472	40,602	1,927,030	42,087	1,997,058
50,001	~	100,000	366,600	27,015,678	439,226	32,466,711	393,320	29,091,566	411,697	30,465,870
100,001	~	200,000	558,718	82,243,890	690,440	101,844,937	628,282	92,845,277	675,442	100,089,030
200,001	~	300,000	409,401	101,336,608	514,618	127,452,620	486,070	120,463,120	545,374	135,351,375
300,001	~	500,000	524,115	204,255,190	676,686	264,115,801	657,122	256,861,429	769,909	301,699,808
500,001	~	700,000	290,547	171,619,179	379,930	224,394,238	383,052	226,509,675	471,545	279,156,596
700,001 이상	And over		556,238	836,227,087	689,071	1,093,882,939	668,055	1,077,158,798	887,290	1,421,303,008

주 : 1) 수진기준 2) 연도말 기준

3) 반올림 관계로 총계와 내용의 합이 다를 수 있음

4) 실인원은 신생아 포함되어 중복될 수 있음.

실인원 및 진료비 현황(외래) <계속>

by patient age and annual medical expense(Outpatient) <Cont'd>

(단위 : 명, 천원)

Unit : Person, KRW 1,000

50~54세		55~59세		60~64세		65~69세		70세이상 and over	
실인원 Patients	진료비 Medical Expense	실인원 Patients	진료비 Medical Expense	실인원 Patients	진료비 Medical Expense	실인원 Patients	진료비 Medical Expense	실인원 Patients	진료비 Medical Expense
3,929,169	2,629,604,573	4,044,017	3,207,931,264	3,346,165	3,182,172,121	2,274,893	3,176,027,762	4,803,320	7,304,702,791
2,645	7,371	2,113	6,410	1,497	5,133	863	3,189	4,293	18,832
3,066	23,100	1,962	14,684	1,457	10,884	560	4,133	1,611	11,426
1,594	14,534	994	9,065	734	6,698	305	2,772	892	8,024
3,530	38,528	3,101	33,732	2,089	22,680	1,099	11,888	3,952	43,084
4,468	59,439	3,810	50,697	2,572	34,232	1,282	16,990	4,413	58,416
29,959	458,156	21,728	332,217	12,161	185,776	5,336	81,432	10,858	165,351
24,091	414,375	18,491	318,000	10,351	178,010	4,278	73,489	8,111	138,919
12,495	237,689	8,755	166,408	4,790	91,012	2,122	40,436	4,544	86,757
12,634	265,888	9,499	199,833	5,652	118,790	2,347	49,263	5,664	119,314
6,740	154,627	4,975	114,009	2,949	67,620	1,323	30,303	3,550	81,218
6,546	163,990	5,210	130,660	3,385	84,976	1,823	45,679	4,171	104,757
12,817	342,024	10,610	283,130	6,517	173,849	2,733	72,864	6,036	161,545
11,193	324,414	8,758	253,717	5,208	150,947	2,201	63,753	4,320	125,154
39,343	1,271,699	29,915	965,511	17,788	573,608	7,223	232,388	14,752	475,101
27,082	1,015,181	20,599	772,739	12,328	462,514	5,167	193,781	11,605	435,107
27,870	1,183,314	21,972	932,547	13,411	569,678	5,693	241,739	12,242	520,686
30,245	1,434,940	23,554	1,118,061	13,808	654,804	6,120	290,408	12,321	584,924
303,306	22,548,398	243,298	18,173,305	150,424	11,281,833	64,144	4,824,988	128,504	9,663,373
540,838	80,625,789	469,802	70,440,260	314,879	47,477,711	141,675	21,458,455	275,701	41,696,493
473,659	117,842,377	442,238	110,227,581	316,446	79,020,886	152,379	38,100,435	287,208	71,742,512
731,363	288,065,434	731,241	288,997,853	563,167	223,344,366	288,594	114,856,597	542,590	216,058,235
500,637	297,120,993	538,634	320,321,494	450,651	268,632,582	250,882	149,886,689	487,688	291,611,749
1,123,048	1,815,992,316	1,422,758	2,394,069,353	1,433,901	2,549,023,532	1,326,744	2,845,446,091	2,968,294	6,670,791,813

Note : 1) Based on the Treatment Month 2) As of the end of the Year

3) Rounding error can exist

4) The number of Patients can be repeated because they include newborn babies.

제Ⅲ-13표

Table Ⅲ-13

연령별 연간진료비 크기별

Number of patients and total medical expense

진료비구간(원) Amount Class(Won)			계 Total		0~4세		5~9세	
			실인원 Patients	진료비 Medical Expense	실인원 Patients	진료비 Medical Expense	실인원 Patients	진료비 Medical Expense
계	Total		45,671,938	16,546,355,371	1,884,448	548,770,839	2,209,932	419,444,418
2,000 이하	Less than		489	444	12	10	6	5
2,001	~	2,500	136	311	-	-	-	-
2,501	~	2,700	43	112	1	3	-	-
2,701	~	3,000	65	185	-	-	-	-
3,001	~	3,500	122	401	1	3	-	-
3,501	~	4,000	224	854	-	-	2	8
4,001	~	5,000	8,639	41,096	-	-	186	904
5,001	~	6,000	74,056	416,181	2,647	15,073	2,317	13,076
6,001	~	7,000	217,603	1,426,501	11,932	78,283	6,854	44,855
7,001	~	8,000	346,164	2,607,721	12,551	93,667	9,177	68,951
8,001	~	9,000	398,296	3,389,241	8,736	74,125	8,972	76,264
9,001	~	10,000	406,606	3,866,023	4,390	41,693	8,163	77,553
10,001	~	12,500	888,582	9,946,809	8,882	98,998	16,594	186,197
12,501	~	15,000	726,623	9,976,144	14,811	204,846	16,863	232,368
15,001	~	20,000	1,374,539	24,067,019	22,792	394,554	36,558	640,153
20,001	~	30,000	2,665,173	66,431,807	43,181	1,072,214	79,370	1,992,141
30,001	~	50,000	4,568,036	181,166,320	77,226	3,079,394	178,180	7,158,678
50,001	~	100,000	7,884,538	573,542,230	187,010	14,023,518	454,998	33,964,540
100,000	~	200,000	7,730,819	1,103,428,093	375,418	56,192,346	648,458	94,027,471
200,001	~	300,000	3,804,584	934,968,233	337,689	83,944,409	342,195	83,698,825
300,001	~	400,000	2,567,436	892,485,197	271,217	94,317,431	179,238	61,794,162
400,001	~	500,000	1,987,736	890,600,861	196,406	87,762,985	96,880	43,119,810
500,001	~	1,000,000	5,568,015	3,957,400,638	296,592	3,957,400,638	114,638	3,957,400,638
1,000,001	And over		4,453,414	7,890,592,950	12,954	15,448,411	10,283	18,508,610

주 : 1) 수진기준 2) 연도말 기준

3) 반올림 관계로 총계와 내용의 합이 다를 수 있음

4) 실인원은 신생아 포함되어 중복될 수 있음.

실인원 및 진료비 현황(약국 소계)

by patient age and annual medical expense(Pharmacy)

(단위 : 명, 천원)

Unit : Person, KRW 1,000

10~14세		15~19세		20~24세		25~29세	
실인원 Patients	진료비 Medical Expense	실인원 Patients	진료비 Medical Expense	실인원 Patients	진료비 Medical Expense	실인원 Patients	진료비 Medical Expense
2,066,959	219,951,236	2,360,623	221,100,268	2,743,109	255,382,167	2,939,259	315,951,796
44	44	13	7	11	2	16	10
4	9	-	-	-	-	3	7
-	-	-	-	-	-	2	5
10	28	1	3	-	-	2	6
4	13	1	3	-	-	3	10
7	26	3	11	3	12	8	31
419	2,010	561	2,686	948	4,534	882	4,218
6,444	36,326	5,830	32,869	8,148	45,734	7,597	42,680
18,108	118,381	18,019	118,280	24,092	157,913	22,430	147,209
23,888	179,557	30,193	227,342	41,084	309,652	38,195	287,988
24,696	209,785	36,425	309,899	49,007	417,124	45,830	390,143
22,184	210,804	36,069	342,884	51,462	489,552	48,408	460,260
44,893	503,287	77,884	872,555	116,618	1,306,016	109,452	1,225,478
41,277	567,947	63,145	866,644	92,348	1,266,785	86,454	1,185,866
87,177	1,526,708	123,037	2,156,805	166,699	2,918,208	157,756	2,762,769
177,541	4,440,434	246,603	6,151,652	315,465	7,845,055	303,760	7,560,403
333,586	13,277,038	422,416	16,738,073	493,635	19,479,487	492,633	19,479,170
596,720	43,260,343	660,374	47,474,052	696,068	49,747,575	747,503	53,763,211
467,836	65,041,537	444,164	61,204,589	452,138	62,396,839	548,947	76,432,589
129,215	31,059,012	108,459	26,022,426	119,489	28,766,605	163,800	39,544,226
43,741	14,976,741	36,421	12,466,534	44,392	15,224,974	64,886	22,287,372
18,526	8,221,302	15,877	7,053,434	21,300	9,479,160	31,585	14,049,753
22,251	3,957,400,638	23,636	3,957,400,638	33,863	3,957,400,638	47,967	3,957,400,638
8,388	21,470,602	11,492	22,984,548	16,339	32,468,408	21,140	43,799,006

Note : 1) Based on the Treatment Month 2) As of the end of the Year

3) Rounding error can exist

4) The number of Patients can be repeated because they include newborn babies.

제Ⅲ-13표

Table Ⅲ-13

연령별 연간진료비 크기별

Number of patients and total medical expense

진료비구간(원) Amount Class(Won)			30~34세		35~39세		40~44세		45~49세	
			실인원 Patients	진료비 Medical Expense	실인원 Patients	진료비 Medical Expense	실인원 Patients	진료비 Medical Expense	실인원 Patients	진료비 Medical Expense
계	Total		2,810,085	363,286,455	3,537,711	572,952,633	3,353,738	691,390,838	3,891,453	1,015,893,857
2,000 이하	Less than		39	37	52	47	48	43	70	64
2,001	~	2,500	11	25	21	48	18	41	20	46
2,501	~	2,700	2	5	7	18	5	13	3	8
2,701	~	3,000	6	17	9	26	8	23	5	14
3,001	~	3,500	5	16	18	59	9	30	22	72
3,501	~	4,000	30	114	10	37	15	57	39	150
4,001	~	5,000	748	3,566	778	3,694	731	3,466	973	4,601
5,001	~	6,000	6,569	36,871	6,686	37,570	5,716	32,091	6,662	37,366
6,001	~	7,000	18,748	122,820	19,375	126,982	16,812	110,186	19,148	125,597
7,001	~	8,000	30,705	231,528	32,287	243,434	28,632	215,915	32,089	242,033
8,001	~	9,000	37,392	318,324	39,937	340,047	34,081	290,186	38,308	326,008
9,001	~	10,000	39,854	378,914	42,837	407,284	36,428	346,330	39,529	375,922
10,001	~	12,500	88,509	991,103	95,980	1,074,936	81,415	911,460	86,401	966,712
12,501	~	15,000	72,005	987,848	78,487	1,076,688	65,347	896,771	68,010	933,658
15,001	~	20,000	131,200	2,295,328	141,742	2,481,346	121,635	2,129,456	130,415	2,284,531
20,001	~	30,000	255,071	6,356,009	278,672	6,946,938	237,722	5,925,794	248,084	6,182,311
30,001	~	50,000	426,692	16,895,155	479,219	19,008,279	411,199	16,318,252	421,818	16,724,499
50,001	~	100,000	694,844	50,298,260	828,003	60,232,218	716,594	52,182,104	727,977	53,011,408
100,001	~	200,000	582,170	81,778,575	768,693	108,803,982	697,317	99,127,024	735,171	105,086,456
200,001	~	300,000	198,849	48,145,794	297,354	72,262,473	300,033	73,282,791	361,672	88,794,531
300,001	~	400,000	84,407	29,026,337	141,519	48,805,423	167,226	57,872,364	235,303	81,726,952
400,001	~	500,000	43,445	19,352,139	80,925	36,072,228	109,974	49,136,209	172,901	77,372,601
500,001	~	1,000,000	68,407	3,957,400,638	141,673	3,957,400,638	224,191	3,957,400,638	389,678	3,957,400,638
1,000,001	And over		30,377	59,597,738	63,427	118,200,382	98,582	177,974,700	177,155	311,216,625

주 : 1) 수진기준 2) 연도말 기준

3) 반올림 관계로 총계와 내용의 합이 다를 수 있음

4) 실인원은 신생아 포함되어 중복될 수 있음.

실인원 및 진료비 현황(약국 소계) <계속>

by patient age and annual medical expense(Pharmacy) <Cont'd>

(단위 : 명, 천원)

Unit : Person, KRW 1,000

50~54세		55~59세		60~64세		65~69세		70세이상 and over	
실인원 Patients	진료비 Medical Expense	실인원 Patients	진료비 Medical Expense	실인원 Patients	진료비 Medical Expense	실인원 Patients	진료비 Medical Expense	실인원 Patients	진료비 Medical Expense
3,757,501	1,334,773,521	3,911,548	1,860,515,976	3,267,154	2,028,790,163	2,234,309	1,796,989,859	4,704,109	4,901,161,346
66	63	44	48	32	28	17	16	19	21
24	55	16	36	8	18	5	11	6	13
11	28	4	10	5	13	2	5	1	3
5	14	4	11	5	14	4	12	6	17
18	59	19	63	14	46	5	16	3	10
42	160	34	130	8	30	6	23	17	64
759	3,592	676	3,198	423	2,009	182	860	373	1,759
5,301	29,696	4,232	23,712	2,549	14,292	1,228	6,891	2,130	11,935
14,947	98,026	11,989	78,630	6,977	45,773	3,130	20,510	5,042	33,054
24,863	187,442	19,187	144,639	11,023	83,061	4,836	36,410	7,454	56,103
28,213	240,009	21,225	180,545	11,948	101,644	5,169	43,960	8,357	71,180
28,413	270,103	21,581	205,186	12,168	115,690	5,644	53,670	9,476	90,178
62,624	700,182	46,731	522,304	25,830	288,668	10,670	119,164	16,099	179,751
49,563	680,784	36,314	498,670	20,424	280,679	8,488	116,662	13,087	179,929
96,419	1,688,918	72,762	1,274,573	41,102	720,331	17,852	313,106	27,393	480,231
182,476	4,547,419	137,670	3,431,876	77,984	1,943,029	33,841	844,665	47,733	1,191,868
312,883	12,406,989	237,512	9,425,990	137,271	5,455,157	60,685	2,414,490	83,081	3,305,667
567,225	41,475,322	447,672	32,842,674	270,476	19,914,343	123,250	9,101,970	165,824	12,250,692
641,463	92,603,380	559,323	81,412,716	370,534	54,326,885	182,593	26,943,489	256,594	38,050,213
376,681	93,008,792	381,970	94,776,156	286,126	71,267,272	158,144	39,534,632	242,908	60,860,288
282,204	98,264,134	324,643	113,269,650	269,477	94,271,686	161,718	56,661,935	261,044	91,519,502
227,334	101,852,713	283,160	127,055,457	251,325	112,914,669	163,262	73,435,154	274,836	123,723,247
574,452	3,957,400,638	826,926	3,957,400,638	852,391	3,957,400,638	653,719	3,957,400,638	1,297,631	3,957,400,638
281,515	484,497,162	477,854	810,003,669	619,054	1,055,560,310	639,859	1,110,995,969	1,984,995	3,607,866,809

Note : 1) Based on the Treatment Month 2) As of the end of the Year

3) Rounding error can exist

4) The number of Patients can be repeated because they include newborn babies.

제Ⅲ-14표

Table Ⅲ-14

연도별

Current status

구 분 Division		청 구 건 수 Claims	내 원 일 수 Visits	요 양 Medical	
				계 Total	
총 계 Total		2010	1,232,997,276	1,372,715,573	43,554,576,177
		2011	1,251,475,625	1,392,288,733	46,261,721,709
		2012	1,328,096,408	1,432,610,098	48,250,700,947
		2013	1,337,025,656	1,446,933,717	50,882,953,983
		2014	1,365,150,762	1,480,873,079	54,800,592,634
		2015	1,353,806,802	1,474,067,329	58,715,764,806
		2016	1,408,562,415	1,533,451,213	65,084,006,839
		2017	1,406,261,418	1,532,842,517	70,604,567,921
		2018	1,435,285,331	1,563,809,585	77,816,770,982
의 료 기 관 Medical Institution	소 계 Sub-total	2010	764,218,403	903,936,689	31,989,921,356
		2011	779,218,074	920,031,175	34,178,294,734
		2012	843,432,232	947,945,922	36,558,446,671
		2013	854,565,870	964,473,931	38,940,824,887
		2014	873,854,173	989,576,490	42,209,857,389
		2015	868,763,716	989,024,244	45,565,242,148
		2016	901,781,882	1,026,670,680	50,662,109,703
		2017	903,298,524	1,029,879,623	55,280,641,643
		2018	920,765,355	1,049,289,609	61,272,180,871
	입 원 Inpatient	2010	10,342,047	102,775,673	14,306,622,676
		2011	11,079,047	107,871,107	15,448,066,736
		2012	12,001,797	116,607,593	16,648,148,578
		2013	12,541,330	122,562,160	17,674,226,391
		2014	13,261,852	129,168,848	19,157,125,173
		2015	13,884,802	134,421,469	21,137,727,676
		2016	15,619,821	140,975,021	23,732,829,078
		2017	15,779,948	143,243,221	25,905,365,192
		2018	16,274,912	145,923,296	28,812,031,727
	외 래 Outpatient	2010	753,876,356	801,161,016	17,683,298,680
		2011	768,139,027	812,160,068	18,730,227,998
		2012	831,430,435	831,338,329	19,910,298,094
		2013	842,024,540	841,911,771	21,266,598,496
		2014	860,592,321	860,407,642	23,052,732,216
		2015	854,878,914	854,602,775	24,427,514,472
		2016	886,162,061	885,695,659	26,929,280,625
		2017	887,518,576	886,636,402	29,375,276,450
		2018	904,490,443	903,366,313	32,460,149,144
약 국 Pharmacy		2010	468,778,873	468,778,884	11,564,654,821
		2011	472,257,551	472,257,558	12,083,426,975
		2012	484,664,176	484,664,176	11,692,254,275
		2013	482,459,786	482,459,786	11,942,129,095
		2014	491,296,589	491,296,589	12,590,735,245
		2015	485,043,086	485,043,085	13,150,522,658
		2016	506,780,533	506,780,533	14,421,897,136
		2017	502,962,894	502,962,894	15,323,926,278
		2018	514,519,976	514,519,976	16,544,590,111

주: 진료일 기준

요양급여비용 현황 of annual benefit cost

(단위 : 건, 일, 원)
Unit : Claim, Day, KRW

급 여 비 용 (천 원) Expenses(KRW 1,000)		건당 내원일수 Visits per Claim	건당 요양급여 비용 Medical Expenses per claim	내원일당 요양급여 비용 Medical Expenses per visit
급 여 비 Benefit	본 인 부 담 Co-payment			
32,565,888,413	10,988,687,764	1.11	35,324	31,729
11,598,536,461	34,663,185,247	1.11	36,966	33,227
36,130,772,784	12,119,928,163	1.08	36,331	33,680
38,119,867,022	12,763,086,961	1.08	38,057	35,166
41,147,630,335	13,652,962,299	1.08	40,143	37,006
43,985,113,097	14,730,651,709	1.09	43,371	39,832
48,670,830,710	16,413,176,130	1.09	46,206	42,443
52,873,936,744	17,730,631,177	1.09	50,207	46,061
58,696,340,115	19,120,430,867	1.09	54,217	49,761
24,172,668,560	7,817,252,796	1.18	41,860	35,390
8,273,122,693	25,905,172,041	1.18	43,862	37,149
27,681,064,781	8,877,381,890	1.12	43,345	38,566
29,474,953,631	9,465,871,256	1.13	45,568	40,375
32,027,824,198	10,182,033,191	1.13	48,303	42,654
34,470,903,687	11,094,338,461	1.14	52,448	46,071
38,236,733,794	12,425,375,909	1.14	56,180	49,346
41,784,935,461	13,495,706,181	1.14	61,199	53,677
46,696,733,248	14,575,447,623	1.14	66,545	58,394
11,720,700,679	2,585,921,997	9.94	1,383,345	139,202
2,774,048,834	12,674,017,902	9.74	1,394,350	143,209
13,622,946,176	3,025,202,402	9.72	1,387,138	142,771
14,455,212,193	3,219,014,198	9.77	1,409,278	144,206
15,692,301,219	3,464,823,954	9.74	1,444,529	148,311
17,298,675,530	3,839,052,146	9.68	1,522,364	157,250
19,414,249,586	4,318,579,492	9.03	1,519,405	168,348
21,180,600,971	4,724,764,221	9.08	1,641,664	180,849
23,564,587,371	5,247,444,356	8.97	1,770,334	197,446
12,451,967,882	5,231,330,798	1.06	23,456	22,072
5,499,073,859	13,231,154,139	1.06	24,384	23,062
14,058,118,606	5,852,179,488	1.00	23,947	23,950
15,019,741,438	6,246,857,058	1.00	25,257	25,260
16,335,522,978	6,717,209,237	1.00	26,787	26,793
17,172,228,157	7,255,286,316	1.00	28,574	28,583
18,822,484,208	8,106,796,417	1.00	30,389	30,405
20,604,334,490	8,770,941,961	1.00	33,098	33,131
23,132,145,877	9,328,003,267	1.00	35,888	35,932
8,393,219,852	3,171,434,969	1.00	24,670	24,670
3,325,413,768	8,758,013,207	1.00	25,587	25,587
8,449,708,002	3,242,546,273	1.00	24,124	24,124
8,644,913,390	3,297,215,705	1.00	24,753	24,753
9,119,806,137	3,470,929,107	1.00	25,628	25,628
9,514,209,410	3,636,313,247	1.00	27,112	27,112
10,434,096,916	3,987,800,221	1.00	28,458	28,458
11,089,001,283	4,234,924,996	1.00	30,467	30,467
11,999,606,867	4,544,983,244	1.00	32,155	32,155

Note: Based on the date of service provided

제Ⅲ-15표

Table Ⅲ-15

요양기관종별 요양급여

Current status of benefit cost by

구 분 Division			청 구 건 수 Claims	일 수 Number of Days		원외처방횟수 Prescription times	원외처방일수 Prescription days
				내 원 Visit	요 양 Reimbursed		
총 계 Total			1,435,285,331	1,563,809,585	9,020,676,738	-	-
의 료 기 관 Medical Insti- tution	소 계 Subtotal	소계 Subtotal	920,765,355	1,049,289,609	1,547,883,950	522,541,416	7,522,079,072
		입원 Inpatient	16,274,912	145,923,296	218,764,343	328,204	3,655,100
		외래 Outpatient	904,490,443	903,366,313	1,329,119,607	522,213,212	7,518,423,972
	상급종합병원 Tertiary hospital	소계 Subtotal	43,176,154	55,815,838	130,640,450	17,198,091	1,108,964,473
		입원 Inpatient	2,750,831	15,539,044	37,500,960	35,020	767,001
		외래 Outpatient	40,425,323	40,276,794	93,139,490	17,163,071	1,108,197,472
	중 합 병 원 General hospital	소계 Subtotal	71,737,979	94,844,273	228,241,701	36,672,001	1,296,430,765
		입원 Inpatient	4,122,061	27,302,221	54,255,650	111,846	1,382,622
		외래 Outpatient	67,615,918	67,542,052	173,986,051	36,560,155	1,295,048,143
	병 원 Hospital	소계 Subtotal	69,629,102	93,750,127	144,602,322	41,628,397	553,368,287
		입원 Inpatient	3,415,087	27,553,980	47,102,998	84,153	768,457
		외래 Outpatient	66,214,015	66,196,147	97,499,324	41,544,244	552,599,830
	요 양 병 원 Healthcare Institute	소계 Subtotal	7,071,134	68,293,875	83,504,023	1,146,694	25,214,402
		입원 Inpatient	3,874,441	65,098,728	66,733,339	2,843	54,147
		외래 Outpatient	3,196,693	3,195,147	16,770,684	1,143,851	25,160,255
	의 원 Clinic	소계 Subtotal	542,015,986	547,052,385	697,050,329	407,666,701	4,333,911,196
		입원 Inpatient	1,656,802	7,128,213	9,696,507	86,768	603,651
		외래 Outpatient	540,359,184	539,924,172	687,353,822	407,579,933	4,333,307,545
	치 과 병 원 Dental hospital	소계 Subtotal	4,253,476	4,246,644	4,294,334	899,743	4,819,458
		입원 Inpatient	6,567	26,941	61,179	414	4,179
		외래 Outpatient	4,246,909	4,219,703	4,233,155	899,329	4,815,279
	치 과 의 원 Dental clinic	소계 Subtotal	69,932,709	69,512,017	69,570,359	13,615,546	45,507,243
		입원 Inpatient	43	26	26	11	54
		외래 Outpatient	69,932,666	69,511,991	69,570,333	13,615,535	45,507,189
	조 산 원 Midwifery clinic	소계 Subtotal	573	1,416	1,434	-	-
		입원 Inpatient	573	1,416	1,434	-	-
		외래 Outpatient	-	-	-	-	-
	보건의료원 Hospitalized health center	소계 Subtotal	543,437	560,340	1,602,488	350,289	7,965,661
		입원 Inpatient	2,350	19,254	27,865	294	3,335
		외래 Outpatient	541,087	541,086	1,574,623	349,995	7,962,326
	보 건 소 Health center	소계 Subtotal	4,680,431	4,680,431	5,859,939	2,606,510	117,543,086
		입원 Inpatient	-	-	-	-	-
		외래 Outpatient	4,680,431	4,680,431	5,859,939	2,606,510	117,543,086
	보 건 지 소 Health subcenter	소계 Subtotal	2,905,036	2,905,036	38,708,126	651,316	26,536,949
		입원 Inpatient	-	-	-	-	-
		외래 Outpatient	2,905,036	2,905,036	38,708,126	651,316	26,536,949
	보건진료소 Primary health care post	소계 Subtotal	3,613,920	3,615,155	31,174,312	-	-
		입원 Inpatient	-	-	-	-	-
		외래 Outpatient	3,613,920	3,615,155	31,174,312	-	-
	한 방 병 원 Oriental hospital	소계 Subtotal	3,765,876	6,415,906	7,347,443	106,128	1,817,552
		입원 Inpatient	429,318	3,079,652	3,209,375	6,855	71,654
		외래 Outpatient	3,336,558	3,336,254	4,138,068	99,273	1,745,898
	한 의 원 Oriental clinic	소계 Subtotal	97,439,542	97,596,166	105,286,690	-	-
		입원 Inpatient	16,839	173,821	175,010	-	-
		외래 Outpatient	97,422,703	97,422,345	105,111,680	-	-
약 국 Pharmacy	소 계 Subtotal	소계 Subtotal	514,519,976	514,519,976	7,472,792,788	-	-
		처방 Prescription	513,374,020	513,374,020	7,469,175,709	-	-
		직접 Without prescription	1,145,956	1,145,956	3,617,079	-	-

주: 진료일 기준

비용 현황(계)

the type of institution (Total)

(단위 : 건, 일, 회, 원)
Unit : Claim, Day, Time, KRW

요양급여비용 (천 원) Medical Expenses (KRW 1,000)		원외 처방률 Prescription rate (%)	원외처방 횟수당 처방일수 Prescription days per prescription time	건당 내원일수 Visits per Claim	건당 요양급여비용 Medical Expenses per claim	건당 급여 Benefit per claim	일당요양급여비용 Medical Expenses per day	
계 Total	급여비 Benefit						내원 Visit	요양 Reimbursed
77,816,770,982	58,696,340,115	-	-	1.09	54,217	40,895	49,761	8,626
61,272,180,871	46,696,733,248	-	-	1.14	66,545	50,715	58,394	39,584
28,812,031,727	23,564,587,371	-	-	8.97	1,770,334	1,447,909	197,446	131,704
32,460,149,144	23,132,145,877	57.81	14.40	1.00	35,888	25,575	35,932	24,422
13,454,360,694	10,716,319,770	-	64.48	1.29	311,616	248,200	241,049	102,988
8,691,256,024	7,480,304,867	-	21.90	5.65	3,159,502	2,719,289	559,317	231,761
4,763,104,670	3,236,014,903	42.61	64.57	1.00	117,825	80,049	118,259	51,139
12,885,814,552	9,796,530,449	-	35.35	1.32	179,623	136,560	135,863	56,457
8,535,161,244	7,010,147,491	-	12.36	6.62	2,070,605	1,700,641	312,618	157,314
4,350,653,308	2,786,382,958	54.13	35.42	1.00	64,344	41,209	64,414	25,006
6,889,371,251	5,149,161,321	-	13.29	1.35	98,944	73,951	73,487	47,644
4,425,605,735	3,522,408,687	-	9.13	8.07	1,295,898	1,031,426	160,616	93,956
2,463,765,516	1,626,752,633	62.76	13.30	1.00	37,209	24,568	37,219	25,270
5,689,450,002	4,349,464,024	-	21.99	9.66	804,602	615,101	83,308	68,134
5,543,454,505	4,237,996,459	-	19.05	16.80	1,430,775	1,093,834	85,155	83,069
145,995,497	111,467,566	35.80	22.00	1.00	45,671	34,870	45,693	8,705
15,247,120,432	11,541,386,477	-	10.63	1.01	28,130	21,293	27,871	21,874
1,336,289,036	1,099,179,148	-	6.96	4.30	806,547	663,434	187,465	137,811
13,910,831,396	10,442,207,329	75.49	10.63	1.00	25,744	19,325	25,764	20,238
266,023,840	166,608,967	-	5.36	1.00	62,543	39,170	62,643	61,948
8,803,638	7,128,822	-	10.09	4.10	1,340,587	1,085,552	326,775	143,900
257,220,202	159,480,145	21.31	5.35	0.99	60,566	37,552	60,957	60,763
3,944,264,058	2,751,863,750	-	3.34	0.99	56,401	39,350	56,742	56,695
15,720	11,954	-	4.91	0.60	365,590	278,002	604,630	604,630
3,944,248,338	2,751,851,796	19.59	3.34	0.99	56,401	39,350	56,742	56,694
524,452	513,619	-	-	2.47	915,275	896,368	370,376	365,727
524,452	513,619	-	-	2.47	915,275	896,368	370,376	365,727
-	-	-	-	-	-	-	-	-
15,537,183	11,720,791	-	22.74	1.03	28,591	21,568	27,728	9,696
1,512,424	1,201,478	-	11.34	8.19	643,584	511,267	78,551	54,277
14,024,759	10,519,313	64.68	22.75	1.00	25,920	19,441	25,920	8,907
24,236,630	20,244,213	-	45.10	1.00	5,178	4,325	5,178	4,136
-	-	-	-	-	-	-	-	-
24,236,630	20,244,213	55.69	45.10	1.00	5,178	4,325	5,178	4,136
69,515,482	50,684,335	-	40.74	1.00	23,929	17,447	23,929	1,796
-	-	-	-	-	-	-	-	-
69,515,482	50,684,335	22.42	40.74	1.00	23,929	17,447	23,929	1,796
54,174,099	43,066,402	-	-	1.00	14,990	11,917	14,985	1,738
-	-	-	-	-	-	-	-	-
54,174,099	43,066,402	-	-	1.00	14,990	11,917	14,985	1,738
357,610,259	259,185,397	-	17.13	1.70	94,961	68,825	55,738	48,671
260,148,139	198,608,416	-	10.45	7.17	605,957	462,614	84,473	81,059
97,462,120	60,576,980	2.98	17.59	1.00	29,210	18,156	29,213	23,553
2,374,177,937	1,839,983,734	-	-	1.00	24,366	18,883	24,327	22,550
9,260,809	7,086,429	-	-	10.32	549,962	420,834	53,278	52,916
2,364,917,128	1,832,897,305	-	-	1.00	24,275	18,814	24,275	22,499
16,544,590,111	11,999,606,867	-	-	1.00	32,155	23,322	32,155	2,214
16,536,779,873	11,994,859,560	-	-	1.00	32,212	23,365	32,212	2,214
7,810,239	4,747,307	-	-	1.00	6,815	4,143	6,815	2,159

Note: Based on the date of service provided

제Ⅲ-15-1표

Table Ⅲ-15-1

요양기관종별 요양급여

Current status of benefit cost by

구 분 Division			청 구 건 수 Claims	일 수 Number of Days		원외처방횟수 Prescription times	원외처방일수 Prescription days
				내 원 Visit	요 양 Reimbursed		
총 계 Total			114,566,562	118,756,268	261,725,766	-	-
의 료 기 관 Medi- cal Insti- tution	소 계 Subtotal	소계 Subtotal	62,492,163	66,681,869	71,601,879	52,225,241	190,275,145
		입원 Inpatient	1,273,273	5,476,553	8,843,913	42,115	148,373
		외래 Outpatient	61,218,890	61,205,316	62,757,966	52,183,126	190,126,772
	상급종합병원 Tertiary hospital	소계 Subtotal	1,682,676	2,490,043	4,143,383	336,705	6,206,833
		입원 Inpatient	217,644	1,033,168	2,053,375	2,658	11,721
		외래 Outpatient	1,465,032	1,456,875	2,090,008	334,047	6,195,112
	종 합 병 원 General hospital	소계 Subtotal	3,660,717	4,551,987	5,895,619	2,139,909	11,589,901
		입원 Inpatient	328,380	1,221,313	2,183,613	10,168	34,772
		외래 Outpatient	3,332,337	3,330,674	3,712,006	2,129,741	11,555,129
	병 원 Hospital	소계 Subtotal	10,342,742	12,203,828	13,503,807	8,846,663	33,751,325
		입원 Inpatient	501,540	2,363,789	3,561,155	21,681	72,179
		외래 Outpatient	9,841,202	9,840,039	9,942,652	8,824,982	33,679,146
	요 양 병 원 Healthcare Institute	소계 Subtotal	63,590	89,173	91,847	8,321	36,592
		입원 Inpatient	11,267	36,861	38,054	230	1,683
		외래 Outpatient	52,323	52,312	53,793	8,091	34,909
	의 원 Clinic	소계 Subtotal	44,452,474	45,055,580	45,384,782	40,819,345	138,438,515
		입원 Inpatient	212,505	818,037	1,003,963	7,367	27,859
		외래 Outpatient	44,239,969	44,237,543	44,380,819	40,811,978	138,410,656
	치 과 병 원 Dental hospital	소계 Subtotal	105,208	105,270	105,881	4,320	12,243
		입원 Inpatient	83	151	402	6	37
		외래 Outpatient	105,125	105,119	105,479	4,314	12,206
	치 과 의 원 Dental clinic	소계 Subtotal	1,375,492	1,375,343	1,375,414	40,977	108,373
		입원 Inpatient	3	-	-	-	-
		외래 Outpatient	1,375,489	1,375,343	1,375,414	40,977	108,373
	조 산 원 Midwifery clinic	소계 Subtotal	-	-	-	-	-
		입원 Inpatient	-	-	-	-	-
		외래 Outpatient	-	-	-	-	-
	보건의료원 Hospitalized health center	소계 Subtotal	26,519	26,522	31,880	22,104	99,658
		입원 Inpatient	1	4	4	2	96
		외래 Outpatient	26,518	26,518	31,876	22,102	99,562
	보 건 소 Health center	소계 Subtotal	8,575	8,575	8,661	2,482	12,750
		입원 Inpatient	-	-	-	-	-
		외래 Outpatient	8,575	8,575	8,661	2,482	12,750
	보 건 지 소 Health subcenter	소계 Subtotal	7,064	7,064	11,470	4,156	17,417
		입원 Inpatient	-	-	-	-	-
		외래 Outpatient	7,064	7,064	11,470	4,156	17,417
	보건진료소 Primary health care post	소계 Subtotal	978	978	3,016	-	-
		입원 Inpatient	-	-	-	-	-
		외래 Outpatient	978	978	3,016	-	-
	한 방 병 원 Oriental hospital	소계 Subtotal	18,759	19,473	33,325	259	1,538
		입원 Inpatient	1,813	2,528	2,645	3	26
		외래 Outpatient	16,946	16,945	30,680	256	1,512
	한 의 원 Oriental clinic	소계 Subtotal	747,369	748,033	1,012,794	-	-
		입원 Inpatient	37	702	702	-	-
		외래 Outpatient	747,332	747,331	1,012,092	-	-
약 국 Pharmacy		소계 Subtotal	52,074,399	52,074,399	190,123,887	-	-
		처방 Prescription	52,074,071	52,074,071	190,122,899	-	-
		직접 Without prescription	328	328	988	-	-

주: 진료일 기준

비용 현황(0~4세)

the type of institution (Ages 0~4)

(단위 : 건, 일, 회, 원)
Unit : Claim, Day, Time, KRW

요 양 급 여 비 용 (천 원) Medical Expenses (KRW 1,000)		원 외 처방률 Prescription rate (%)	원외처방 횟 수 당 처방일수 Prescription days per prescription time	건 당 내원일수 Visits per Claim	건 당 요양급여비용 Medical Expenses per claim	건 당 급 여 비 Benefit per claim	일 당 요 양 급 여 비 용 Medical Expenses per day	
계 Total	급 여 비 Benefit						내 원 Visit	요 양 Reimbursed
2,899,858,974	2,443,288,851	-	-	1.04	25,312	21,326	24,419	11,080
2,299,189,949	1,964,810,064	-	-	1.07	36,792	31,441	34,480	32,111
1,161,833,419	1,102,983,444	-	-	4.30	912,478	866,258	212,147	131,371
1,137,356,530	861,826,620	85.26	3.64	1.00	18,579	14,078	18,583	18,123
656,161,956	592,733,906	-	18.43	1.48	389,951	352,257	263,514	158,364
550,683,386	529,452,066	-	4.41	4.75	2,530,202	2,432,652	533,005	268,185
105,478,570	63,281,841	22.93	18.55	0.99	71,997	43,195	72,401	50,468
410,295,343	359,339,840	-	5.42	1.24	112,081	98,161	90,135	69,593
298,666,128	282,929,056	-	3.42	3.72	909,514	861,590	244,545	136,776
111,629,215	76,410,785	63.94	5.43	1.00	33,499	22,930	33,516	30,072
410,475,952	348,248,953	-	3.82	1.18	39,687	33,671	33,635	30,397
243,417,436	225,408,433	-	3.33	4.71	485,340	449,433	102,978	68,354
167,058,517	122,840,520	89.68	3.82	1.00	16,975	12,482	16,977	16,802
6,643,550	6,001,708	-	4.40	1.40	104,475	94,381	74,502	72,333
5,077,467	4,717,540	-	7.32	3.27	450,649	418,704	137,746	133,428
1,566,083	1,284,167	15.47	4.31	1.00	29,931	24,543	29,937	29,113
733,881,309	593,922,682	-	3.39	1.01	16,509	13,361	16,288	16,170
63,564,365	60,085,017	-	3.78	3.85	299,119	282,746	77,704	63,313
670,316,944	533,837,665	92.26	3.39	1.00	15,152	12,067	15,153	15,104
5,017,673	3,652,077	-	2.83	1.00	47,693	34,713	47,665	47,390
76,766	70,816	-	6.17	1.82	924,889	853,201	508,383	190,960
4,940,907	3,581,261	4.10	2.83	1.00	47,000	34,067	47,003	46,843
58,545,892	46,430,096	-	2.64	1.00	42,564	33,755	42,568	42,566
42	34	-	-	-	14,027	11,223	-	-
58,545,850	46,430,062	2.98	2.64	1.00	42,564	33,755	42,568	42,566
-	-	-	-	-	-	-	-	-
-	-	-	-	-	-	-	-	-
-	-	-	-	-	-	-	-	-
437,214	348,213	-	4.51	1.00	16,487	13,131	16,485	13,714
351	313	-	48.00	4.00	351,250	312,550	87,813	87,813
436,863	347,901	83.35	4.50	1.00	16,474	13,119	16,474	13,705
43,563	35,740	-	5.14	1.00	5,080	4,168	5,080	5,030
-	-	-	-	-	-	-	-	-
43,563	35,740	28.94	5.14	1.00	5,080	4,168	5,080	5,030
41,056	35,884	-	4.19	1.00	5,812	5,080	5,812	3,579
-	-	-	-	-	-	-	-	-
41,056	35,884	58.83	4.19	1.00	5,812	5,080	5,812	3,579
7,151	6,275	-	-	1.00	7,311	6,416	7,311	2,371
-	-	-	-	-	-	-	-	-
7,151	6,275	-	-	1.00	7,311	6,416	7,311	2,371
621,687	519,640	-	5.94	1.04	33,141	27,701	31,926	18,655
326,313	300,156	-	8.67	1.39	179,985	165,558	129,079	123,370
295,374	219,484	1.51	5.91	1.00	17,430	12,952	17,431	9,628
17,017,603	13,535,049	-	-	1.00	22,770	18,110	22,750	16,803
21,166	20,015	-	-	18.97	572,058	540,938	30,151	30,151
16,996,437	13,515,035	-	-	1.00	22,743	18,084	22,743	16,793
600,669,025	478,478,788	-	-	1.00	11,535	9,188	11,535	3,159
600,666,752	478,477,374	-	-	1.00	11,535	9,188	11,535	3,159
2,273	1,414	-	-	1.00	6,931	4,310	6,931	2,301

Note: Based on the date of service provided

제Ⅲ-15-2표

Table Ⅲ-15-2

요양기관종별 요양급여

Current status of benefit cost by

구 분 Division			청 구 건 수 Claims	일 수 Number of Days		원외처방횟수 Prescription times	원외처방일수 Prescription days
				내 원 Visit	요 양 Reimbursed		
총 계 Total			70,734,936	71,658,697	162,204,844	-	-
의 료 기 관 Medical Insti- tution	소 계 Subtotal	소계 Subtotal	41,984,870	42,908,631	47,552,212	28,901,587	114,896,916
		입원 Inpatient	329,668	1,262,023	2,424,226	14,591	56,158
		외래 Outpatient	41,655,202	41,646,608	45,127,986	28,886,996	114,840,758
	상급종합병원 Tertiary hospital	소계 Subtotal	1,112,455	1,274,050	2,582,567	230,273	6,437,232
		입원 Inpatient	67,049	233,046	626,473	621	4,509
		외래 Outpatient	1,045,406	1,041,004	1,956,094	229,652	6,432,723
	중 합 병 원 General hospital	소계 Subtotal	2,021,743	2,298,930	3,150,821	945,633	6,681,485
		입원 Inpatient	107,635	386,047	745,365	3,803	13,354
		외래 Outpatient	1,914,108	1,912,883	2,405,456	941,830	6,668,131
	병 원 Hospital	소계 Subtotal	3,474,014	3,862,151	4,475,606	2,727,016	11,536,801
		입원 Inpatient	106,091	494,478	837,929	6,979	25,339
		외래 Outpatient	3,367,923	3,367,673	3,637,677	2,720,037	11,511,462
	요 양 병 원 Healthcare Institute	소계 Subtotal	66,604	76,772	138,850	7,558	40,646
		입원 Inpatient	6,725	16,898	17,483	42	462
		외래 Outpatient	59,879	59,874	121,367	7,516	40,184
	의 원 Clinic	소계 Subtotal	28,315,043	28,397,473	29,772,736	24,834,215	89,728,293
		입원 Inpatient	40,075	124,709	186,298	3,107	12,308
		외래 Outpatient	28,274,968	28,272,764	29,586,438	24,831,108	89,715,985
	치 과 병 원 Dental hospital	소계 Subtotal	276,560	277,538	281,421	11,844	37,658
		입원 Inpatient	805	1,824	5,510	10	60
		외래 Outpatient	275,755	275,714	275,911	11,834	37,598
	치 과 의 원 Dental clinic	소계 Subtotal	5,698,607	5,698,154	5,698,415	129,529	363,475
		입원 Inpatient	2	-	-	-	-
		외래 Outpatient	5,698,605	5,698,154	5,698,415	129,529	363,475
	조 산 원 Midwifery clinic	소계 Subtotal	-	-	-	-	-
		입원 Inpatient	-	-	-	-	-
		외래 Outpatient	-	-	-	-	-
	보건의료원 Hospitalized health center	소계 Subtotal	15,690	15,720	19,695	11,589	52,035
		입원 Inpatient	6	36	41	4	14
		외래 Outpatient	15,684	15,684	19,654	11,585	52,021
	보 건 소 Health center	소계 Subtotal	27,876	27,876	28,133	1,479	8,080
		입원 Inpatient	-	-	-	-	-
		외래 Outpatient	27,876	27,876	28,133	1,479	8,080
	보 건 지 소 Health subcenter	소계 Subtotal	8,958	8,958	15,673	2,114	9,502
		입원 Inpatient	-	-	-	-	-
		외래 Outpatient	8,958	8,958	15,673	2,114	9,502
	보건진료소 Primary health care post	소계 Subtotal	4,542	4,542	14,312	-	-
		입원 Inpatient	-	-	-	-	-
		외래 Outpatient	4,542	4,542	14,312	-	-
	한 방 병 원 Oriental hospital	소계 Subtotal	30,386	33,831	63,110	337	1,709
		입원 Inpatient	1,245	4,693	4,828	25	112
		외래 Outpatient	29,141	29,138	58,282	312	1,597
	한 의 원 Oriental clinic	소계 Subtotal	932,392	932,636	1,310,873	-	-
		입원 Inpatient	35	292	299	-	-
		외래 Outpatient	932,357	932,344	1,310,574	-	-
약 국 Pharmacy	소계 Subtotal	28,750,066	28,750,066	114,652,632	-	-	
	처방 Prescription	28,748,339	28,748,339	114,647,691	-	-	
	직접 Without prescription	1,727	1,727	4,941	-	-	

주: 진료일 기준

비용 현황(5~9세)

the type of institution (Ages 5~9)

(단위 : 건, 일, 회, 원)
Unit : Claim, Day, Time, KRW

요 양 급 여 비 용 (천 원) Medical Expenses (KRW 1,000)		원 외 처방률 Prescription rate (%)	원외처방 횟 수 당 처방일수 Prescription days per prescription time	건 당 내원일수 Visits per Claim	건 당 요양급여비용 Medical Expenses per claim	건 당 급 여 비 Benefit per claim	일 당 요 양 급 여 비 용 Medical Expenses per day	
계 Total	급 여 비 Benefit						내 원 Visit	요 양 Reimbursed
1,687,199,501	1,243,657,179	-	-	1.01	23,852	17,582	23,545	10,402
1,295,156,647	956,909,609	-	-	1.02	30,848	22,792	30,184	27,237
273,936,203	250,606,540	-	-	3.83	830,946	760,179	217,061	112,999
1,021,220,444	706,303,069	69.36	3.98	1.00	24,516	16,956	24,521	22,629
198,141,791	141,021,235	-	27.95	1.15	178,112	126,766	155,521	76,723
102,083,378	93,794,199	-	7.26	3.48	1,522,519	1,398,890	438,040	162,949
96,058,413	47,227,036	22.06	28.01	1.00	91,886	45,176	92,275	49,107
175,593,438	127,779,470	-	7.07	1.14	86,853	63,203	76,381	55,729
83,742,269	76,300,529	-	3.51	3.59	778,021	708,882	216,922	112,351
91,851,169	51,478,940	49.24	7.08	1.00	47,986	26,894	48,017	38,185
146,605,690	112,917,332	-	4.23	1.11	42,201	32,503	37,960	32,757
68,171,935	62,204,207	-	3.63	4.66	642,580	586,329	137,866	81,358
78,433,755	50,713,125	80.77	4.23	1.00	23,288	15,058	23,290	21,561
4,484,812	3,736,666	-	5.38	1.15	67,335	56,103	58,417	32,300
2,288,410	2,118,216	-	11.00	2.51	340,284	314,976	135,425	130,893
2,196,403	1,618,450	12.55	5.35	1.00	36,681	27,029	36,684	18,097
515,607,944	380,072,215	-	3.61	1.00	18,210	13,423	18,157	17,318
16,641,392	15,296,480	-	3.96	3.11	415,256	381,696	133,442	89,327
498,966,552	364,775,735	87.83	3.61	1.00	17,647	12,901	17,648	16,865
13,259,434	9,016,023	-	3.18	1.00	47,944	32,601	47,775	47,116
604,444	534,508	-	6.00	2.27	750,862	663,985	331,384	109,699
12,654,990	8,481,515	4.29	3.18	1.00	45,892	30,757	45,899	45,866
219,671,081	166,503,216	-	2.81	1.00	38,548	29,218	38,551	38,550
25	20	-	-	-	12,355	9,890	-	-
219,671,056	166,503,197	2.27	2.81	1.00	38,548	29,218	38,551	38,550
-	-	-	-	-	-	-	-	-
-	-	-	-	-	-	-	-	-
-	-	-	-	-	-	-	-	-
313,231	228,700	-	4.49	1.00	19,964	14,576	19,926	15,904
1,754	1,315	-	3.50	6.00	292,408	219,098	48,735	42,791
311,477	227,386	73.87	4.49	1.00	19,860	14,498	19,860	15,848
140,824	111,789	-	5.46	1.00	5,052	4,010	5,052	5,006
-	-	-	-	-	-	-	-	-
140,824	111,789	5.31	5.46	1.00	5,052	4,010	5,052	5,006
56,127	48,270	-	4.49	1.00	6,266	5,388	6,266	3,581
-	-	-	-	-	-	-	-	-
56,127	48,270	23.60	4.49	1.00	6,266	5,388	6,266	3,581
33,842	29,885	-	-	1.00	7,451	6,580	7,451	2,365
-	-	-	-	-	-	-	-	-
33,842	29,885	-	-	1.00	7,451	6,580	7,451	2,365
1,167,981	846,826	-	5.07	1.11	38,438	27,869	34,524	18,507
388,016	344,144	-	4.48	3.77	311,659	276,421	82,680	80,368
779,965	502,682	1.07	5.12	1.00	26,765	17,250	26,768	13,383
20,080,453	14,597,982	-	-	1.00	21,536	15,656	21,531	15,318
14,581	12,922	-	-	8.34	416,595	369,197	49,934	48,765
20,065,872	14,585,060	-	-	1.00	21,522	15,643	21,522	15,311
392,042,854	286,747,570	-	-	1.00	13,636	9,974	13,636	3,419
392,032,344	286,741,111	-	-	1.00	13,637	9,974	13,637	3,419
10,510	6,459	-	-	1.00	6,086	3,740	6,086	2,127

Note: Based on the date of service provided

제Ⅲ-15-3표

Table Ⅲ-15-3

요양기관종별 요양급여

Current status of benefit cost by

구 분 Division			청 구 건 수 Claims	일 수 Number of Days		원외처방횟수 Prescription times	원외처방일수 Prescription days
				내 원 Visit	요 양 Reimbursed		
총 계 Total			38,559,930	39,267,965	94,538,600	-	-
의 료 기 관 Medical Insti- tution	소 계 Subtotal	소계 Subtotal	24,001,683	24,709,718	29,528,449	14,751,875	65,502,057
		입원 Inpatient	194,047	908,642	1,699,024	6,718	28,308
		외래 Outpatient	23,807,636	23,801,076	27,829,425	14,745,157	65,473,749
	상급종합병원 Tertiary hospital	소계 Subtotal	802,925	950,666	2,138,439	181,911	6,628,727
		입원 Inpatient	42,928	193,142	469,699	363	4,163
		외래 Outpatient	759,997	757,524	1,668,740	181,548	6,624,564
	중 합 병 원 General hospital	소계 Subtotal	1,293,208	1,544,060	2,400,059	473,114	4,550,559
		입원 Inpatient	78,340	330,463	618,032	2,442	8,893
		외래 Outpatient	1,214,868	1,213,597	1,782,027	470,672	4,541,666
	병 원 Hospital	소계 Subtotal	1,426,119	1,647,781	2,139,580	779,973	3,503,422
		입원 Inpatient	47,142	269,164	455,883	2,336	9,144
		외래 Outpatient	1,378,977	1,378,617	1,683,697	777,637	3,494,278
	요 양 병 원 Healthcare Institute	소계 Subtotal	54,497	66,437	164,847	8,356	48,704
		입원 Inpatient	5,757	17,702	20,613	13	228
		외래 Outpatient	48,740	48,735	144,234	8,343	48,476
	의 원 Clinic	소계 Subtotal	16,858,320	16,921,395	18,846,939	13,226,634	50,472,030
		입원 Inpatient	17,026	82,429	116,837	1,536	5,739
		외래 Outpatient	16,841,294	16,838,966	18,730,102	13,225,098	50,466,291
	치 과 병 원 Dental hospital	소계 Subtotal	123,230	123,867	125,828	6,792	44,565
		입원 Inpatient	378	1,025	2,888	10	78
		외래 Outpatient	122,852	122,842	122,940	6,782	44,487
	치 과 의 원 Dental clinic	소계 Subtotal	2,383,502	2,383,415	2,383,599	66,012	212,584
		입원 Inpatient	1	-	-	-	-
		외래 Outpatient	2,383,501	2,383,415	2,383,599	66,012	212,584
	조 산 원 Midwifery clinic	소계 Subtotal	-	-	-	-	-
		입원 Inpatient	-	-	-	-	-
		외래 Outpatient	-	-	-	-	-
	보건의료원 Hospitalized health center	소계 Subtotal	8,582	8,649	11,029	5,700	24,941
		입원 Inpatient	11	78	91	1	5
		외래 Outpatient	8,571	8,571	10,938	5,699	24,936
	보 건 소 Health center	소계 Subtotal	11,234	11,234	11,537	1,351	7,545
		입원 Inpatient	-	-	-	-	-
		외래 Outpatient	11,234	11,234	11,537	1,351	7,545
	보 건 지 소 Health subcenter	소계 Subtotal	7,935	7,935	18,303	1,375	6,109
		입원 Inpatient	-	-	-	-	-
		외래 Outpatient	7,935	7,935	18,303	1,375	6,109
	보건진료소 Primary health care post	소계 Subtotal	8,202	8,203	26,310	-	-
		입원 Inpatient	-	-	-	-	-
		외래 Outpatient	8,202	8,203	26,310	-	-
	한 방 병 원 Oriental hospital	소계 Subtotal	39,345	50,934	68,825	657	2,871
		입원 Inpatient	2,382	13,971	14,313	17	58
		외래 Outpatient	36,963	36,963	54,512	640	2,813
	한 의 원 Oriental clinic	소계 Subtotal	984,584	985,142	1,193,154	-	-
		입원 Inpatient	82	668	668	-	-
		외래 Outpatient	984,502	984,474	1,192,486	-	-
약 국 Pharmacy	소 계 Subtotal	소계 Subtotal	14,558,247	14,558,247	65,010,151	-	-
		처방 Prescription	14,552,090	14,552,090	64,992,507	-	-
		직접 Without prescription	6,157	6,157	17,644	-	-

주: 진료일 기준

비용 현황(10~14세)

the type of institution (Ages 10~14)

(단위 : 건, 일, 회, 원)
Unit : Claim, Day, Time, KRW

요양급여비용 (천원) Medical Expenses (KRW 1,000)		원외 처방률 Prescription rate (%)	원외처방 횟수당 처방일수 Prescription days per prescription time	건당 내원일수 Visits per Claim	건당 요양급여비용 Medical Expenses per claim	건당 급여비 Benefit per claim	일당요양급여비용 Medical Expenses per day	
계 Total	급여비 Benefit						내원 Visit	요양 Reimbursed
1,105,211,685	807,563,216	-	-	1.02	28,662	20,943	28,145	11,691
892,799,381	656,324,085	-	-	1.03	37,197	27,345	36,132	30,235
221,378,774	201,386,788	-	-	4.68	1,140,851	1,037,825	243,637	130,298
671,420,607	454,937,296	61.95	4.44	1.00	28,202	19,109	28,210	24,126
171,109,441	127,562,166	-	36.44	1.18	213,108	158,872	179,989	80,016
91,415,158	83,828,786	-	11.47	4.50	2,129,500	1,952,776	473,305	194,625
79,694,282	43,733,380	23.97	36.49	1.00	104,861	57,544	105,204	47,757
145,839,930	108,314,477	-	9.62	1.19	112,774	83,756	94,452	60,765
77,986,880	70,827,716	-	3.64	4.22	995,492	904,107	235,993	126,186
67,853,050	37,486,761	38.78	9.65	1.00	55,852	30,857	55,911	38,076
83,164,808	62,262,703	-	4.49	1.16	58,315	43,659	50,471	38,870
38,419,399	34,554,750	-	3.91	5.71	814,972	732,993	142,736	84,275
44,745,408	27,707,953	56.41	4.49	1.00	32,448	20,093	32,457	26,576
3,881,403	3,104,619	-	5.83	1.22	71,222	56,969	58,422	23,545
1,944,629	1,745,175	-	17.54	3.07	337,785	303,140	109,854	94,340
1,936,774	1,359,444	17.12	5.81	1.00	39,737	27,892	39,741	13,428
375,724,827	271,068,938	-	3.82	1.00	22,287	16,079	22,204	19,936
10,138,543	9,140,345	-	3.74	4.84	595,474	536,846	122,997	86,775
365,586,283	261,928,593	78.54	3.82	1.00	21,708	15,553	21,711	19,519
4,938,407	3,270,120	-	6.56	1.01	40,075	26,537	39,869	39,247
310,562	271,423	-	7.80	2.71	821,592	718,052	302,987	107,535
4,627,845	2,998,697	5.52	6.56	1.00	37,670	24,409	37,673	37,643
82,210,140	62,227,654	-	3.22	1.00	34,491	26,108	34,493	34,490
58	52	-	-	-	58,070	52,270	-	-
82,210,082	62,227,601	2.77	3.22	1.00	34,491	26,108	34,493	34,490
-	-	-	-	-	-	-	-	-
-	-	-	-	-	-	-	-	-
-	-	-	-	-	-	-	-	-
229,045	162,865	-	4.38	1.01	26,689	18,977	26,482	20,768
3,761	2,788	-	5.00	7.09	341,865	253,445	48,212	41,324
225,284	160,077	66.49	4.38	1.00	26,284	18,677	26,284	20,596
56,981	46,054	-	5.58	1.00	5,072	4,100	5,072	4,939
-	-	-	-	-	-	-	-	-
56,981	46,054	12.03	5.58	1.00	5,072	4,100	5,072	4,939
58,144	50,506	-	4.44	1.00	7,328	6,365	7,328	3,177
-	-	-	-	-	-	-	-	-
58,144	50,506	17.33	4.44	1.00	7,328	6,365	7,328	3,177
61,994	55,027	-	-	1.00	7,558	6,709	7,558	2,356
-	-	-	-	-	-	-	-	-
61,994	55,027	-	-	1.00	7,558	6,709	7,558	2,356
2,100,305	1,587,768	-	4.37	1.29	53,382	40,355	41,236	30,517
1,121,996	982,075	-	3.41	5.87	471,031	412,290	80,309	78,390
978,309	605,693	1.73	4.40	1.00	26,467	16,386	26,467	17,947
23,423,957	16,611,187	-	-	1.00	23,791	16,871	23,777	19,632
37,789	33,677	-	-	8.15	460,840	410,698	56,570	56,570
23,386,168	16,577,510	-	-	1.00	23,754	16,838	23,755	19,611
212,412,304	151,239,131	-	-	1.00	14,591	10,389	14,591	3,267
212,371,734	151,214,258	-	-	1.00	14,594	10,391	14,594	3,268
40,570	24,874	-	-	1.00	6,589	4,040	6,589	2,299

Note: Based on the date of service provided

제Ⅲ-15-4표

Table Ⅲ-15-4

요양기관종별 요양급여

Current status of benefit cost by

구 분 Division			청 구 건 수 Claims	일 수 Number of Days		원외처방횟수 Prescription times	원외처방일수 Prescription days
				내 원 Visit	요 양 Reimbursed		
총 계 Total			37,970,747	39,099,729	107,235,869	-	-
의 료 기 관 Medical Insti- tution	소 계 Subtotal	소계 Subtotal	24,040,348	25,169,330	32,806,602	15,228,655	78,742,803
		입원 Inpatient	259,565	1,394,064	2,629,191	7,073	36,459
		외래 Outpatient	23,780,783	23,775,266	30,177,411	15,221,582	78,706,344
	상급종합병원 Tertiary hospital	소계 Subtotal	787,257	992,159	2,579,897	263,248	10,143,127
		입원 Inpatient	53,903	261,185	628,389	432	5,262
		외래 Outpatient	733,354	730,974	1,951,508	262,816	10,137,865
	총 합 병 원 General hospital	소계 Subtotal	1,406,833	1,780,765	3,251,762	553,807	7,342,939
		입원 Inpatient	102,972	477,925	946,144	2,714	12,555
		외래 Outpatient	1,303,861	1,302,840	2,305,618	551,093	7,330,384
	병 원 Hospital	소계 Subtotal	1,454,459	1,820,787	2,654,416	722,569	4,203,951
		입원 Inpatient	65,039	431,584	763,471	1,429	6,925
		외래 Outpatient	1,389,420	1,389,203	1,890,945	721,140	4,197,026
	요 양 병 원 Healthcare Institute	소계 Subtotal	61,085	107,447	334,560	14,201	80,926
		입원 Inpatient	3,301	49,665	58,894	8	286
		외래 Outpatient	57,784	57,782	275,666	14,193	80,640
	의 원 Clinic	소계 Subtotal	16,542,336	16,641,423	19,910,204	13,284,521	55,467,571
		입원 Inpatient	26,691	127,551	182,412	2,440	11,149
		외래 Outpatient	16,515,645	16,513,872	19,727,792	13,282,081	55,456,422
	치 과 병 원 Dental hospital	소계 Subtotal	180,417	181,394	184,383	41,194	259,376
		입원 Inpatient	540	1,542	4,314	11	53
		외래 Outpatient	179,877	179,852	180,069	41,183	259,323
	치 과 의 원 Dental clinic	소계 Subtotal	2,136,613	2,136,528	2,137,301	329,247	1,153,609
		입원 Inpatient	3	2	2	2	12
		외래 Outpatient	2,136,610	2,136,526	2,137,299	329,245	1,153,597
	조 산 원 Midwifery clinic	소계 Subtotal	-	-	-	-	-
		입원 Inpatient	-	-	-	-	-
		외래 Outpatient	-	-	-	-	-
	보건의료원 Hospitalized health center	소계 Subtotal	6,967	7,078	9,465	4,155	19,179
		입원 Inpatient	27	138	185	2	8
		외래 Outpatient	6,940	6,940	9,280	4,153	19,171
	보 건 소 Health center	소계 Subtotal	20,825	20,825	21,781	11,462	50,820
		입원 Inpatient	-	-	-	-	-
		외래 Outpatient	20,825	20,825	21,781	11,462	50,820
	보 건 지 소 Health subcenter	소계 Subtotal	8,039	8,039	17,218	2,555	12,523
		입원 Inpatient	-	-	-	-	-
		외래 Outpatient	8,039	8,039	17,218	2,555	12,523
	보건진료소 Primary health care post	소계 Subtotal	9,618	9,619	32,622	-	-
		입원 Inpatient	-	-	-	-	-
		외래 Outpatient	9,618	9,619	32,622	-	-
	한 방 병 원 Oriental hospital	소계 Subtotal	69,297	104,638	122,920	1,696	8,782
		입원 Inpatient	6,852	42,209	43,107	35	209
		외래 Outpatient	62,445	62,429	79,813	1,661	8,573
	한 의 원 Oriental clinic	소계 Subtotal	1,356,602	1,358,628	1,550,073	-	-
		입원 Inpatient	237	2,263	2,273	-	-
		외래 Outpatient	1,356,365	1,356,365	1,547,800	-	-
약 국 Pharmacy	소계 Subtotal	13,930,399	13,930,399	74,429,267	-	-	
	처방 Prescription	13,918,880	13,918,880	74,396,003	-	-	
	직접 Without prescription	11,519	11,519	33,264	-	-	

주: 진료일 기준

비용 현황(15~19세)

the type of institution (Ages 15~19)

(단위 : 건, 일, 회, 원)
Unit : Claim, Day, Time, KRW

요양급여비용 (천 원) Medical Expenses (KRW 1,000)		원외 처방률 Prescription rate (%)	원외처방 횟수 당 처방일수 Prescription days per prescription time	건 당 내원일수 Visits per Claim	건 당 요양급여비용 Medical Expenses per claim	건 당 급여비 Benefit per claim	일 당 요양 급여 비용 Medical Expenses per day	
계 Total	급여비 Benefit						내원 Visit	요양 Reimbursed
1,296,975,887	936,110,363	-	-	1.03	34,157	24,653	33,171	12,095
1,071,755,925	775,040,156	-	-	1.05	44,582	32,239	42,582	32,669
348,078,747	280,890,526	-	-	5.37	1,341,008	1,082,159	249,686	132,390
723,677,178	494,149,630	64.02	5.17	1.00	30,431	20,779	30,438	23,981
213,221,958	159,275,095	-	38.53	1.26	270,842	202,317	214,907	82,647
126,343,790	105,739,187	-	12.18	4.85	2,343,910	1,961,657	483,733	201,060
86,878,168	53,535,909	35.95	38.57	1.00	118,467	73,001	118,853	44,518
205,719,622	145,307,608	-	13.26	1.27	146,229	103,287	115,523	63,264
128,120,261	101,902,525	-	4.63	4.64	1,244,224	989,614	268,076	135,413
77,599,361	43,405,083	42.30	13.30	1.00	59,515	33,290	59,562	33,657
113,024,259	80,927,322	-	5.82	1.25	77,709	55,641	62,074	42,580
66,096,481	51,383,867	-	4.85	6.64	1,016,259	790,047	153,149	86,574
46,927,778	29,543,455	51.91	5.82	1.00	33,775	21,263	33,780	24,817
6,625,283	4,966,355	-	5.70	1.76	108,460	81,302	61,661	19,803
4,291,342	3,366,191	-	35.75	15.05	1,300,013	1,019,749	86,406	72,866
2,333,942	1,600,164	24.56	5.68	1.00	40,391	27,692	40,392	8,467
400,264,838	290,049,450	-	4.18	1.01	24,196	17,534	24,052	20,104
19,038,389	15,274,205	-	4.57	4.78	713,289	572,261	149,261	104,370
381,226,448	274,775,244	80.43	4.18	1.00	23,083	16,637	23,085	19,324
9,406,619	5,811,391	-	6.30	1.01	52,138	32,211	51,857	51,017
584,811	453,123	-	4.82	2.86	1,082,983	839,117	379,255	135,561
8,821,808	5,358,267	22.90	6.30	1.00	49,044	29,789	49,050	48,991
82,730,250	59,735,354	-	3.50	1.00	38,720	27,958	38,722	38,708
3,142	2,514	-	6.00	0.67	1,047,380	837,907	1,571,070	1,571,070
82,727,108	59,732,840	15.41	3.50	1.00	38,719	27,957	38,720	38,706
-	-	-	-	-	-	-	-	-
-	-	-	-	-	-	-	-	-
-	-	-	-	-	-	-	-	-
204,420	145,241	-	4.62	1.02	29,341	20,847	28,881	21,597
8,794	6,676	-	4.00	5.11	325,692	247,264	63,722	47,533
195,626	138,565	59.84	4.62	1.00	28,188	19,966	28,188	21,080
105,815	89,839	-	4.43	1.00	5,081	4,314	5,081	4,858
-	-	-	-	-	-	-	-	-
105,815	89,839	55.04	4.43	1.00	5,081	4,314	5,081	4,858
55,233	47,726	-	4.90	1.00	6,871	5,937	6,871	3,208
-	-	-	-	-	-	-	-	-
55,233	47,726	31.78	4.90	1.00	6,871	5,937	6,871	3,208
75,018	66,775	-	-	1.00	7,800	6,943	7,799	2,300
-	-	-	-	-	-	-	-	-
75,018	66,775	-	-	1.00	7,800	6,943	7,799	2,300
5,282,273	3,777,044	-	5.18	1.51	76,227	54,505	50,481	42,973
3,475,451	2,671,723	-	5.97	6.16	507,217	389,919	82,339	80,624
1,806,821	1,105,322	2.66	5.16	1.00	28,935	17,701	28,942	22,638
35,040,338	24,840,958	-	-	1.00	25,829	18,311	25,791	22,606
116,286	90,516	-	-	9.55	490,657	381,923	51,386	51,160
34,924,052	24,750,442	-	-	1.00	25,748	18,248	25,748	22,564
225,219,962	161,070,207	-	-	1.00	16,168	11,562	16,168	3,026
225,139,470	161,021,033	-	-	1.00	16,175	11,569	16,175	3,026
80,493	49,174	-	-	1.00	6,988	4,269	6,988	2,420

Note: Based on the date of service provided

제Ⅲ-15-5표

Table Ⅲ-15-5

요양기관종별 요양급여

Current status of benefit cost by

구 분 Division			청 구 건 수 Claims	일 수 Number of Days		원외처방횟수 Prescription times	원외처방일수 Prescription days
				내 원 Visit	요 양 Reimbursed		
총 계 Total			41,480,808	43,030,504	130,986,734	-	-
의 료 기 관 Medical Insti- tution	소 계 Subtotal	소계 Subtotal	27,042,271	28,591,967	40,862,179	15,177,056	93,258,868
		입원 Inpatient	350,290	1,907,192	3,564,974	9,985	56,479
		외래 Outpatient	26,691,981	26,684,775	37,297,205	15,167,071	93,202,389
	상급종합병원 Tertiary hospital	소계 Subtotal	1,061,453	1,310,080	3,642,525	384,439	14,859,255
		입원 Inpatient	65,390	317,318	746,888	636	7,219
		외래 Outpatient	996,063	992,762	2,895,637	383,803	14,852,036
	중 합 병 원 General hospital	소계 Subtotal	1,804,734	2,239,254	4,678,466	713,008	11,055,831
		입원 Inpatient	121,624	557,331	1,157,492	3,091	15,039
		외래 Outpatient	1,683,110	1,681,923	3,520,974	709,917	11,040,792
	병 원 Hospital	소계 Subtotal	2,024,514	2,538,889	3,937,873	937,554	6,558,932
		입원 Inpatient	92,440	607,206	1,115,130	1,331	8,702
		외래 Outpatient	1,932,074	1,931,683	2,822,743	936,223	6,550,230
	요 양 병 원 Healthcare Institute	소계 Subtotal	74,915	200,503	631,245	18,561	122,214
		입원 Inpatient	7,254	132,848	151,113	9	141
		외래 Outpatient	67,661	67,655	480,132	18,552	122,073
	의 원 Clinic	소계 Subtotal	16,343,820	16,498,438	21,887,490	12,288,700	57,540,910
		입원 Inpatient	49,882	206,582	301,861	4,803	24,584
		외래 Outpatient	16,293,938	16,291,856	21,585,629	12,283,897	57,516,326
	치 과 병 원 Dental hospital	소계 Subtotal	349,859	351,253	356,624	95,535	505,356
		입원 Inpatient	769	2,213	6,178	26	207
		외래 Outpatient	349,090	349,040	350,446	95,509	505,149
	치 과 의 원 Dental clinic	소계 Subtotal	3,491,365	3,491,206	3,493,334	718,022	2,472,944
		입원 Inpatient	5	14	14	3	15
		외래 Outpatient	3,491,360	3,491,192	3,493,320	718,019	2,472,929
	조 산 원 Midwifery clinic	소계 Subtotal	8	19	19	-	-
		입원 Inpatient	8	19	19	-	-
		외래 Outpatient	-	-	-	-	-
	보건의료원 Hospitalized health center	소계 Subtotal	8,342	8,439	14,224	4,515	24,614
		입원 Inpatient	25	122	186	-	-
		외래 Outpatient	8,317	8,317	14,038	4,515	24,614
	보 건 소 Health center	소계 Subtotal	23,763	23,763	25,249	11,599	83,905
		입원 Inpatient	-	-	-	-	-
		외래 Outpatient	23,763	23,763	25,249	11,599	83,905
	보 건 지 소 Health subcenter	소계 Subtotal	10,160	10,160	23,410	2,468	18,103
		입원 Inpatient	-	-	-	-	-
		외래 Outpatient	10,160	10,160	23,410	2,468	18,103
	보건진료소 Primary health care post	소계 Subtotal	10,132	10,133	35,802	-	-
		입원 Inpatient	-	-	-	-	-
		외래 Outpatient	10,132	10,133	35,802	-	-
	한 방 병 원 Oriental hospital	소계 Subtotal	106,582	173,980	198,885	2,655	16,804
		입원 Inpatient	12,496	79,898	82,434	86	572
		외래 Outpatient	94,086	94,082	116,451	2,569	16,232
	한 의 원 Oriental clinic	소계 Subtotal	1,732,624	1,735,850	1,937,033	-	-
		입원 Inpatient	397	3,641	3,659	-	-
		외래 Outpatient	1,732,227	1,732,209	1,933,374	-	-
약 국 Pharmacy	소계 Subtotal	14,438,537	14,438,537	90,124,555	-	-	
	처방 Prescription	14,423,630	14,423,630	90,079,622	-	-	
	직접 Without prescription	14,907	14,907	44,933	-	-	

주: 진료일 기준

비용 현황(20~24세)

the type of institution (Ages 20~24)

(단위 : 건, 일, 회, 원)
Unit : Claim, Day, Time, KRW

요양급여비용 (천 원) Medical Expenses (KRW 1,000)		원외 처방률 Prescription rate (%)	원외처방 횟수당 처방일수 Prescription days per prescription time	건당 내원일수 Visits per Claim	건당 요양급여비용 Medical Expenses per claim	건당급여비 Benefit per claim	일당요양급여비용 Medical Expenses per day	
계 Total	급여비 Benefit						내원 Visit	요양 Reimbursed
1,688,649,563	1,207,426,173	-	-	1.04	40,709	29,108	39,243	12,892
1,426,517,343	1,019,975,883	-	-	1.06	52,751	37,718	49,892	34,910
464,260,540	367,931,312	-	-	5.44	1,325,361	1,050,362	243,426	130,228
962,256,804	652,044,571	56.84	6.15	1.00	36,050	24,428	36,060	25,800
257,956,841	185,824,825	-	38.65	1.23	243,022	175,066	196,902	70,818
146,715,979	119,380,817	-	11.35	4.85	2,243,707	1,825,674	462,363	196,436
111,240,862	66,444,008	38.66	38.70	1.00	111,681	66,707	112,052	38,417
262,987,885	182,784,274	-	15.51	1.24	145,721	101,280	117,444	56,212
154,442,737	120,162,661	-	4.87	4.58	1,269,838	987,985	277,111	133,429
108,545,148	62,621,613	42.21	15.55	1.00	64,491	37,206	64,536	30,828
174,389,108	125,504,202	-	7.00	1.25	86,139	61,992	68,687	44,285
102,790,345	79,716,390	-	6.54	6.57	1,111,968	862,358	169,284	92,178
71,598,763	45,787,812	48.47	7.00	1.00	37,058	23,699	37,065	25,365
14,178,865	10,803,231	-	6.58	2.68	189,266	144,207	70,716	22,462
11,298,070	8,825,662	-	15.67	18.31	1,557,495	1,216,661	85,045	74,766
2,880,795	1,977,569	27.42	6.58	1.00	42,577	29,228	42,581	6,000
492,868,135	359,516,542	-	4.68	1.01	30,156	21,997	29,874	22,518
41,414,539	34,095,977	-	5.12	4.14	830,250	683,533	200,475	137,197
451,453,596	325,420,565	75.40	4.68	1.00	27,707	19,972	27,710	20,915
19,617,016	11,843,983	-	5.29	1.00	56,071	33,854	55,849	55,008
808,902	611,307	-	7.96	2.88	1,051,888	794,938	365,523	130,933
18,808,114	11,232,676	27.36	5.29	1.00	53,878	32,177	53,885	53,669
148,524,402	104,170,051	-	3.44	1.00	42,540	29,836	42,542	42,517
5,596	4,447	-	5.00	2.80	1,119,184	889,474	399,709	399,709
148,518,806	104,165,604	20.57	3.44	1.00	42,539	29,835	42,541	42,515
9,464	9,339	-	-	2.38	1,183,044	1,167,378	498,124	498,124
9,464	9,339	-	-	2.38	1,183,044	1,167,378	498,124	498,124
-	-	-	-	-	-	-	-	-
256,407	181,490	-	5.45	1.01	30,737	21,756	30,384	18,026
9,624	7,420	-	-	4.88	384,962	296,788	78,886	51,742
246,782	174,070	54.29	5.45	1.00	29,672	20,929	29,672	17,580
121,520	101,761	-	7.23	1.00	5,114	4,282	5,114	4,813
-	-	-	-	-	-	-	-	-
121,520	101,761	48.81	7.23	1.00	5,114	4,282	5,114	4,813
73,132	62,072	-	7.34	1.00	7,198	6,109	7,198	3,124
-	-	-	-	-	-	-	-	-
73,132	62,072	24.29	7.34	1.00	7,198	6,109	7,198	3,124
81,131	71,929	-	-	1.00	8,007	7,099	8,007	2,266
-	-	-	-	-	-	-	-	-
81,131	71,929	-	-	1.00	8,007	7,099	8,007	2,266
9,372,643	6,673,342	-	6.33	1.63	87,938	62,612	53,872	47,126
6,571,106	4,969,411	-	6.65	6.39	525,857	397,680	82,244	79,714
2,801,537	1,703,931	2.73	6.32	1.00	29,776	18,110	29,778	24,058
46,080,794	32,428,842	-	-	1.00	26,596	18,717	26,547	23,789
194,177	147,881	-	-	9.17	489,111	372,496	53,331	53,068
45,886,617	32,280,961	-	-	1.00	26,490	18,636	26,490	23,734
262,132,219	187,450,290	-	-	1.00	18,155	12,983	18,155	2,909
262,026,934	187,386,380	-	-	1.00	18,167	12,992	18,167	2,909
105,285	63,910	-	-	1.00	7,063	4,287	7,063	2,343

Note: Based on the date of service provided

제Ⅲ-15-6표

Table Ⅲ-15-6

요양기관종별 요양급여

Current status of benefit cost by

구 분 Division			청 구 건 수 Claims	일 수 Number of Days		원외처방횟수 Prescription times	원외처방일수 Prescription days
				내 원 Visit	요 양 Reimbursed		
총 계 Total			49,459,977	51,374,301	162,454,784	-	-
의 료 기 관 Medical Insti- tution	소 계 Subtotal	소계 Subtotal	32,563,792	34,478,116	49,097,538	17,501,310	115,566,767
		입원 Inpatient	442,310	2,366,125	4,237,295	11,484	70,716
		외래 Outpatient	32,121,482	32,111,991	44,860,243	17,489,826	115,496,051
	상급종합병원 Tertiary hospital	소계 Subtotal	1,188,013	1,450,020	3,923,335	422,613	17,321,540
		입원 Inpatient	72,028	338,155	791,016	685	8,125
		외래 Outpatient	1,115,985	1,111,865	3,132,319	421,928	17,313,415
	종 합 병 원 General hospital	소계 Subtotal	2,024,884	2,471,844	5,028,583	817,124	13,565,560
		입원 Inpatient	130,291	578,713	1,212,230	3,285	17,939
		외래 Outpatient	1,894,593	1,893,131	3,816,353	813,839	13,547,621
	병 원 Hospital	소계 Subtotal	3,043,317	3,716,796	5,411,698	1,285,197	9,899,532
		입원 Inpatient	131,388	805,516	1,402,840	1,891	13,312
		외래 Outpatient	2,911,929	2,911,280	4,008,858	1,283,306	9,886,220
	요 양 병 원 Healthcare Institute	소계 Subtotal	89,104	281,019	839,844	23,901	183,205
		입원 Inpatient	10,844	202,799	228,925	27	837
		외래 Outpatient	78,260	78,220	610,919	23,874	182,368
	의 원 Clinic	소계 Subtotal	19,572,033	19,814,044	26,752,299	14,216,305	71,760,947
		입원 Inpatient	79,804	324,785	479,677	5,380	28,853
		외래 Outpatient	19,492,229	19,489,259	26,272,622	14,210,925	71,732,094
	치 과 병 원 Dental hospital	소계 Subtotal	313,999	315,107	319,015	74,648	388,507
		입원 Inpatient	529	1,685	4,481	19	253
		외래 Outpatient	313,470	313,422	314,534	74,629	388,254
	치 과 의 원 Dental clinic	소계 Subtotal	3,522,684	3,522,505	3,525,041	636,997	2,193,801
		입원 Inpatient	2	1	1	1	7
		외래 Outpatient	3,522,682	3,522,504	3,525,040	636,996	2,193,794
	조 산 원 Midwifery clinic	소계 Subtotal	92	222	226	-	-
		입원 Inpatient	92	222	226	-	-
		외래 Outpatient	-	-	-	-	-
	보건의료원 Hospitalized health center	소계 Subtotal	8,415	8,488	14,796	4,853	29,980
		입원 Inpatient	11	84	118	1	3
		외래 Outpatient	8,404	8,404	14,678	4,852	29,977
	보 건 소 Health center	소계 Subtotal	24,254	24,254	28,407	10,898	136,616
		입원 Inpatient	-	-	-	-	-
		외래 Outpatient	24,254	24,254	28,407	10,898	136,616
	보 건 지 소 Health subcenter	소계 Subtotal	13,891	13,891	34,927	3,923	52,761
		입원 Inpatient	-	-	-	-	-
		외래 Outpatient	13,891	13,891	34,927	3,923	52,761
	보건진료소 Primary health care post	소계 Subtotal	13,613	13,620	50,762	-	-
		입원 Inpatient	-	-	-	-	-
		외래 Outpatient	13,613	13,620	50,762	-	-
	한 방 병 원 Oriental hospital	소계 Subtotal	159,701	252,153	292,781	4,851	34,318
		입원 Inpatient	16,807	109,268	112,862	195	1,387
		외래 Outpatient	142,894	142,885	179,919	4,656	32,931
	한 의 원 Oriental clinic	소계 Subtotal	2,589,792	2,594,153	2,875,824	-	-
		입원 Inpatient	514	4,897	4,919	-	-
		외래 Outpatient	2,589,278	2,589,256	2,870,905	-	-
약 국 Pharmacy		소계 Subtotal	16,896,185	16,896,185	113,357,246	-	-
		처방 Prescription	16,873,929	16,873,929	113,289,345	-	-
		직접 Without prescription	22,256	22,256	67,901	-	-

주: 진료일 기준

비용 현황(25~29세)

the type of institution (Ages 25~29)

(단위 : 건, 일, 회, 원)

Unit : Claim, Day, Time, KRW

요양급여비용 (천 원) Medical Expenses (KRW 1,000)		원외 처방률 Prescription rate (%)	원외처방 횟수당 처방일수 Prescription days per prescription time	건당 내원일수 Visits per Claim	건당 요양급여비용 Medical Expenses per claim	건당급여비 Benefit per claim	일당요양급여비용 Medical Expenses per day	
계 Total	급여비 Benefit						내원 Visit	요양 Reimbursed
2,135,718,072	1,562,793,089	-	-	1.04	43,181	31,597	41,572	13,147
1,817,299,543	1,334,636,119	-	-	1.06	55,807	40,985	52,709	37,014
592,490,455	486,380,277	-	-	5.35	1,339,537	1,099,637	250,405	139,828
1,224,809,088	848,255,842	54.47	6.60	1.00	38,131	26,408	38,142	27,303
291,333,167	214,399,896	-	40.99	1.22	245,227	180,469	200,917	74,257
161,711,773	133,238,588	-	11.86	4.69	2,245,124	1,849,817	478,218	204,436
129,621,394	81,161,308	37.95	41.03	1.00	116,150	72,726	116,580	41,382
297,894,295	210,338,609	-	16.60	1.22	147,117	103,877	120,515	59,240
168,485,230	132,943,839	-	5.46	4.44	1,293,146	1,020,361	291,138	138,988
129,409,064	77,394,770	42.99	16.65	1.00	68,304	40,850	68,357	33,909
284,357,579	217,641,235	-	7.70	1.22	93,437	71,514	76,506	52,545
154,452,697	128,585,416	-	7.04	6.13	1,175,546	978,669	191,744	110,100
129,904,883	89,055,820	44.08	7.70	1.00	44,611	30,583	44,621	32,404
20,705,111	16,011,414	-	7.67	3.15	232,370	179,694	73,679	24,654
17,196,734	13,514,932	-	31.00	18.70	1,585,829	1,246,305	84,797	75,120
3,508,376	2,496,482	30.52	7.64	1.00	44,830	31,900	44,853	5,743
668,861,992	499,190,335	-	5.05	1.01	34,174	25,505	33,757	25,002
80,682,558	70,541,937	-	5.36	4.07	1,011,009	883,940	248,418	168,202
588,179,434	428,648,398	72.92	5.05	1.00	30,175	21,991	30,180	22,388
16,608,370	10,049,165	-	5.20	1.00	52,893	32,004	52,707	52,061
554,367	418,132	-	13.32	3.19	1,047,953	790,419	329,001	123,715
16,054,003	9,631,034	23.81	5.20	1.00	51,214	30,724	51,222	51,041
153,066,783	107,404,787	-	3.44	1.00	43,452	30,489	43,454	43,423
194	155	-	7.00	0.50	96,975	77,585	193,950	193,950
153,066,589	107,404,632	18.08	3.44	1.00	43,452	30,489	43,454	43,423
81,065	79,312	-	-	2.41	881,144	862,083	365,159	358,696
81,065	79,312	-	-	2.41	881,144	862,083	365,159	358,696
-	-	-	-	-	-	-	-	-
237,806	169,186	-	6.18	1.01	28,260	20,105	28,017	16,072
6,618	5,041	-	3.00	7.64	601,618	458,247	78,783	56,083
231,188	164,145	57.73	6.18	1.00	27,509	19,532	27,509	15,751
126,611	105,262	-	12.54	1.00	5,220	4,340	5,220	4,457
-	-	-	-	-	-	-	-	-
126,611	105,262	44.93	12.54	1.00	5,220	4,340	5,220	4,457
104,033	88,297	-	13.45	1.00	7,489	6,356	7,489	2,979
-	-	-	-	-	-	-	-	-
104,033	88,297	28.24	13.45	1.00	7,489	6,356	7,489	2,979
112,618	99,639	-	-	1.00	8,273	7,319	8,269	2,219
-	-	-	-	-	-	-	-	-
112,618	99,639	-	-	1.00	8,273	7,319	8,269	2,219
13,242,511	9,399,938	-	7.07	1.58	82,921	58,860	52,518	45,230
9,057,860	6,853,613	-	7.11	6.50	538,934	407,783	82,896	80,256
4,184,651	2,546,325	3.26	7.07	1.00	29,285	17,820	29,287	23,259
70,567,602	49,659,043	-	-	1.00	27,248	19,175	27,203	24,538
261,359	199,312	-	-	9.53	508,480	387,767	53,371	53,132
70,306,243	49,459,731	-	-	1.00	27,153	19,102	27,153	24,489
318,418,528	228,156,970	-	-	1.00	18,846	13,503	18,846	2,809
318,261,966	228,061,956	-	-	1.00	18,861	13,516	18,861	2,809
156,563	95,015	-	-	1.00	7,035	4,269	7,035	2,306

Note: Based on the date of service provided

제Ⅲ-15-7표

Table Ⅲ-15-7

요양기관종별 요양급여

Current status of benefit cost by

구 분 Division			청 구 건 수 Claims	일 수 Number of Days		원외처방횟수 Prescription times	원외처방일수 Prescription days
				내 원 Visit	요 양 Reimbursed		
총 계 Total			55,557,414	58,041,403	200,665,134	-	-
의 료 기 관 Medical Insti- tution	소 계 Subtotal	소계 Subtotal	36,760,145	39,244,134	55,339,243	19,241,758	146,795,941
		입원 Inpatient	567,808	3,065,018	5,426,086	12,973	88,609
		외래 Outpatient	36,192,337	36,179,116	49,913,157	19,228,785	146,707,332
	상급종합병원 Tertiary hospital	소계 Subtotal	1,392,426	1,728,583	4,242,529	459,567	21,294,008
		입원 Inpatient	88,789	430,340	1,018,491	787	11,378
		외래 Outpatient	1,303,637	1,298,243	3,224,038	458,780	21,282,630
	총 합 병 원 General hospital	소계 Subtotal	2,389,257	2,914,563	5,648,352	945,818	18,997,640
		입원 Inpatient	145,803	673,002	1,402,346	3,418	21,090
		외래 Outpatient	2,243,454	2,241,561	4,246,006	942,400	18,976,550
	병 원 Hospital	소계 Subtotal	4,224,971	5,142,763	7,176,989	1,640,651	14,698,393
		입원 Inpatient	188,425	1,107,286	1,888,247	2,531	19,274
		외래 Outpatient	4,036,546	4,035,477	5,288,742	1,638,120	14,679,119
	요 양 병 원 Healthcare Institute	소계 Subtotal	94,850	322,790	953,474	24,543	229,388
		입원 Inpatient	12,999	240,960	269,704	26	540
		외래 Outpatient	81,851	81,830	683,770	24,517	228,848
	의 원 Clinic	소계 Subtotal	21,826,799	22,177,580	29,900,289	15,549,285	89,089,424
		입원 Inpatient	108,993	464,398	691,666	5,878	33,492
		외래 Outpatient	21,717,806	21,713,182	29,208,623	15,543,407	89,055,932
	치 과 병 원 Dental hospital	소계 Subtotal	246,484	247,245	250,402	52,009	266,720
		입원 Inpatient	374	1,161	3,134	23	479
		외래 Outpatient	246,110	246,084	247,268	51,986	266,241
	치 과 의 원 Dental clinic	소계 Subtotal	3,210,769	3,210,586	3,213,321	541,764	1,844,727
		입원 Inpatient	3	-	-	-	-
		외래 Outpatient	3,210,766	3,210,586	3,213,321	541,764	1,844,727
	조 산 원 Midwifery clinic	소계 Subtotal	272	676	682	-	-
		입원 Inpatient	272	676	682	-	-
		외래 Outpatient	-	-	-	-	-
	보건의료원 Hospitalized health center	소계 Subtotal	10,099	10,209	19,105	6,129	48,480
		입원 Inpatient	18	128	145	2	8
		외래 Outpatient	10,081	10,081	18,960	6,127	48,472
	보 건 소 Health center	소계 Subtotal	26,419	26,419	30,602	12,570	219,008
		입원 Inpatient	-	-	-	-	-
		외래 Outpatient	26,419	26,419	30,602	12,570	219,008
	보 건 지 소 Health subcenter	소계 Subtotal	15,892	15,892	46,564	4,199	64,592
		입원 Inpatient	-	-	-	-	-
		외래 Outpatient	15,892	15,892	46,564	4,199	64,592
	보건진료소 Primary health care post	소계 Subtotal	16,130	16,133	60,425	-	-
		입원 Inpatient	-	-	-	-	-
		외래 Outpatient	16,130	16,133	60,425	-	-
	한 방 병 원 Oriental hospital	소계 Subtotal	199,803	318,670	358,592	5,223	43,561
		입원 Inpatient	21,420	140,292	144,862	308	2,348
		외래 Outpatient	178,383	178,378	213,730	4,915	41,213
	한 의 원 Oriental clinic	소계 Subtotal	3,105,974	3,112,025	3,437,917	-	-
		입원 Inpatient	712	6,775	6,809	-	-
		외래 Outpatient	3,105,262	3,105,250	3,431,108	-	-
약 국 Pharmacy		소계 Subtotal	18,797,269	18,797,269	145,325,891	-	-
		처방 Prescription	18,763,769	18,763,769	145,223,487	-	-
		직접 Without prescription	33,500	33,500	102,404	-	-

주: 진료일 기준

비용 현황(30~34세)

the type of institution (Ages 30~34)

(단위 : 건, 일, 회, 원)

Unit : Claim, Day, Time, KRW

요양급여비용 (천 원) Medical Expenses (KRW 1,000)		원외 처방률 Prescription rate (%)	원외처방 횟수당 처방일수 Prescription days per prescription time	건당 내원일수 Visits per Claim	건당 요양급여비용 Medical Expenses per claim	건당급여비 Benefit per claim	일당요양급여비용 Medical Expenses per day	
계 Total	급여비 Benefit						내원 Visit	요양 Reimbursed
2,654,539,394	1,984,146,492	-	-	1.04	47,780	35,713	45,735	13,229
2,277,598,467	1,714,168,919	-	-	1.07	61,958	46,631	58,037	41,157
808,897,503	682,252,650	-	-	5.40	1,424,597	1,201,555	263,913	149,076
1,468,700,964	1,031,916,269	53.15	7.63	1.00	40,580	28,512	40,595	29,425
367,822,395	279,547,562	-	46.33	1.24	264,159	200,763	212,788	86,699
212,493,720	178,335,595	-	14.46	4.85	2,393,244	2,008,533	493,781	208,636
155,328,675	101,211,967	35.34	46.39	1.00	119,150	77,638	119,645	48,178
363,797,650	262,014,789	-	20.09	1.22	152,264	109,664	124,821	64,408
204,001,294	163,964,396	-	6.17	4.62	1,399,157	1,124,561	303,121	145,471
159,796,356	98,050,393	42.04	20.14	1.00	71,228	43,705	71,288	37,635
441,761,265	349,325,644	-	8.96	1.22	104,560	82,681	85,900	61,552
235,903,357	203,639,082	-	7.62	5.88	1,251,975	1,080,743	213,046	124,932
205,857,909	145,686,563	40.59	8.96	1.00	50,999	36,092	51,012	38,924
24,347,739	18,981,316	-	9.35	3.40	256,697	200,119	75,429	25,536
20,350,438	16,033,139	-	20.77	18.54	1,565,539	1,233,413	84,456	75,455
3,997,300	2,948,177	29.96	9.33	1.00	48,836	36,019	48,849	5,846
824,052,822	625,376,085	-	5.73	1.02	37,754	28,652	37,157	27,560
123,499,239	110,648,548	-	5.70	4.26	1,133,093	1,015,189	265,934	178,553
700,553,583	514,727,538	71.59	5.73	1.00	32,257	23,701	32,264	23,984
12,548,456	7,625,915	-	5.13	1.00	50,910	30,939	50,753	50,113
413,458	319,037	-	20.83	3.10	1,105,503	853,041	356,122	131,927
12,134,997	7,306,878	21.13	5.12	1.00	49,307	29,689	49,312	49,076
140,539,036	98,695,586	-	3.41	1.00	43,771	30,739	43,774	43,736
164	131	-	-	-	54,683	43,753	-	-
140,538,872	98,695,455	16.87	3.41	1.00	43,771	30,739	43,774	43,736
233,144	228,014	-	-	2.49	857,147	838,286	344,888	341,854
233,144	228,014	-	-	2.49	857,147	838,286	344,888	341,854
-	-	-	-	-	-	-	-	-
267,330	190,066	-	7.91	1.01	26,471	18,820	26,186	13,993
6,313	4,809	-	4.00	7.11	350,733	267,188	49,322	43,539
261,017	185,256	60.78	7.91	1.00	25,892	18,377	25,892	13,767
137,891	115,039	-	17.42	1.00	5,219	4,354	5,219	4,506
-	-	-	-	-	-	-	-	-
137,891	115,039	47.58	17.42	1.00	5,219	4,354	5,219	4,506
129,745	108,506	-	15.38	1.00	8,164	6,828	8,164	2,786
-	-	-	-	-	-	-	-	-
129,745	108,506	26.42	15.38	1.00	8,164	6,828	8,164	2,786
133,972	118,700	-	-	1.00	8,306	7,359	8,304	2,217
-	-	-	-	-	-	-	-	-
133,972	118,700	-	-	1.00	8,306	7,359	8,304	2,217
17,011,985	12,084,330	-	8.34	1.59	85,144	60,481	53,384	47,441
11,645,234	8,812,069	-	7.62	6.55	543,662	411,394	83,007	80,388
5,366,751	3,272,261	2.76	8.39	1.00	30,086	18,344	30,086	25,110
84,815,038	59,757,368	-	-	1.00	27,307	19,239	27,254	24,670
351,142	267,830	-	-	9.52	493,177	376,166	51,829	51,570
84,463,896	59,489,537	-	-	1.00	27,200	19,158	27,200	24,617
376,940,927	269,977,573	-	-	1.00	20,053	14,363	20,053	2,594
376,704,084	269,833,852	-	-	1.00	20,076	14,381	20,076	2,594
236,842	143,721	-	-	1.00	7,070	4,290	7,070	2,313

Note: Based on the date of service provided

제Ⅲ-15-8표

Table Ⅲ-15-8

요양기관종별 요양급여

Current status of benefit cost by

구 분 Division			청 구 건 수 Claims	일 수 Number of Days		원외처방횟수 Prescription times	원외처방일수 Prescription days
				내 원 Visit	요 양 Reimbursed		
총 계 Total			73,600,614	76,739,824	312,051,645	-	-
의 료 기 관 Medical Insti- tution	소 계 Subtotal	소계 Subtotal	47,615,210	50,754,420	72,943,000	26,438,426	240,726,951
		입원 Inpatient	660,286	3,821,042	6,939,020	16,674	129,005
		외래 Outpatient	46,954,924	46,933,378	66,003,980	26,421,752	240,597,946
	상급종합병원 Tertiary hospital	소계 Subtotal	1,917,240	2,373,477	5,715,579	654,375	35,341,183
		입원 Inpatient	116,219	579,630	1,416,329	1,235	21,136
		외래 Outpatient	1,801,021	1,793,847	4,299,250	653,140	35,320,047
	중 합 병 원 General hospital	소계 Subtotal	3,295,160	4,044,120	7,968,544	1,396,694	34,580,575
		입원 Inpatient	191,538	943,429	1,999,277	4,775	36,492
		외래 Outpatient	3,103,622	3,100,691	5,969,267	1,391,919	34,544,083
	병 원 Hospital	소계 Subtotal	4,432,658	5,489,278	8,298,788	2,043,676	21,166,674
		입원 Inpatient	196,353	1,254,115	2,227,597	3,242	26,492
		외래 Outpatient	4,236,305	4,235,163	6,071,191	2,040,434	21,140,182
	요 양 병 원 Healthcare Institute	소계 Subtotal	146,079	508,383	1,433,278	35,007	412,445
		입원 Inpatient	22,615	384,957	422,026	58	1,649
		외래 Outpatient	123,464	123,426	1,011,252	34,949	410,796
	의 원 Clinic	소계 Subtotal	28,759,865	29,091,324	39,607,532	21,512,840	145,888,489
		입원 Inpatient	101,229	442,705	648,436	6,888	39,657
		외래 Outpatient	28,658,636	28,648,619	38,959,096	21,505,952	145,848,832
	치 과 병 원 Dental hospital	소계 Subtotal	254,166	255,166	258,058	53,012	273,920
		입원 Inpatient	389	1,419	3,551	21	191
		외래 Outpatient	253,777	253,747	254,507	52,991	273,729
	치 과 의 원 Dental clinic	소계 Subtotal	3,960,048	3,959,843	3,963,654	704,055	2,378,453
		입원 Inpatient	2	-	-	-	-
		외래 Outpatient	3,960,046	3,959,843	3,963,654	704,055	2,378,453
	조 산 원 Midwifery clinic	소계 Subtotal	183	449	457	-	-
		입원 Inpatient	183	449	457	-	-
		외래 Outpatient	-	-	-	-	-
	보건의료원 Hospitalized health center	소계 Subtotal	12,509	12,692	26,653	7,415	67,198
		입원 Inpatient	31	214	338	5	25
		외래 Outpatient	12,478	12,478	26,315	7,410	67,173
	보 건 소 Health center	소계 Subtotal	39,072	39,072	46,420	19,599	470,400
		입원 Inpatient	-	-	-	-	-
		외래 Outpatient	39,072	39,072	46,420	19,599	470,400
	보 건 지 소 Health subcenter	소계 Subtotal	21,240	21,240	68,620	4,909	83,867
		입원 Inpatient	-	-	-	-	-
		외래 Outpatient	21,240	21,240	68,620	4,909	83,867
	보건진료소 Primary health care post	소계 Subtotal	24,375	24,378	97,483	-	-
		입원 Inpatient	-	-	-	-	-
		외래 Outpatient	24,375	24,378	97,483	-	-
	한 방 병 원 Oriental hospital	소계 Subtotal	276,086	449,924	505,342	6,844	63,747
		입원 Inpatient	30,769	204,615	211,431	450	3,363
		외래 Outpatient	245,317	245,309	293,911	6,394	60,384
	한 의 원 Oriental clinic	소계 Subtotal	4,476,529	4,485,074	4,952,592	-	-
		입원 Inpatient	958	9,509	9,578	-	-
		외래 Outpatient	4,475,571	4,475,565	4,943,014	-	-
약 국 Pharmacy	소계 Subtotal	소계 Subtotal	25,985,404	25,985,404	239,108,645	-	-
		처방 Prescription	25,925,682	25,925,682	238,925,060	-	-
		직접 Without prescription	59,722	59,722	183,585	-	-

주: 진료일 기준

비용 현황(35~39세)

the type of institution (Ages 35~39)

(단위 : 건, 일, 회, 원)
Unit : Claim, Day, Time, KRW

요양급여비용 (천 원) Medical Expenses (KRW 1,000)		원외 처방률 Prescription rate (%)	원외처방 횟수당 처방일수 Prescription days per prescription time	건당 내원일수 Visits per Claim	건당 요양급여비용 Medical Expenses per claim	건당급여비 Benefit per claim	일당요양급여비용 Medical Expenses per day	
계 Total	급여비 Benefit						내원 Visit	요양 Reimbursed
3,418,521,219	2,519,980,073	-	-	1.04	46,447	34,239	44,547	10,955
2,835,690,778	2,102,107,350	-	-	1.07	59,554	44,148	55,871	38,875
990,941,093	817,898,196	-	-	5.79	1,500,776	1,238,703	259,338	142,807
1,844,749,685	1,284,209,153	56.30	9.11	1.00	39,288	27,350	39,306	27,949
533,419,146	411,798,959	-	54.01	1.24	278,222	214,787	224,742	93,327
309,408,187	259,909,140	-	17.11	4.99	2,662,286	2,236,374	533,803	218,458
224,010,959	151,889,819	36.41	54.08	1.00	124,380	84,335	124,877	52,105
516,120,751	373,319,499	-	24.76	1.23	156,630	113,293	127,623	64,770
291,956,250	233,995,625	-	7.64	4.93	1,524,273	1,221,667	309,463	146,031
224,164,501	139,323,874	44.89	24.82	1.00	72,227	44,891	72,295	37,553
437,597,227	332,263,277	-	10.36	1.24	98,721	74,958	79,719	52,730
235,885,559	195,376,018	-	8.17	6.39	1,201,334	995,024	188,089	105,892
201,711,669	136,887,259	48.18	10.36	1.00	47,615	32,313	47,628	33,224
38,549,927	30,173,284	-	11.78	3.48	263,898	206,555	75,829	26,896
32,553,058	25,725,447	-	28.43	17.02	1,439,445	1,137,539	84,563	77,135
5,996,869	4,447,837	28.32	11.75	1.00	48,572	36,025	48,587	5,930
978,022,806	721,908,566	-	6.78	1.01	34,007	25,101	33,619	24,693
102,811,830	88,934,603	-	5.76	4.37	1,015,636	878,549	232,236	158,554
875,210,976	632,973,963	75.07	6.78	1.00	30,539	22,087	30,550	22,465
12,774,142	7,775,428	-	5.17	1.00	50,259	30,592	50,062	49,501
464,161	356,557	-	9.10	3.65	1,193,215	916,599	327,104	130,713
12,309,981	7,418,871	20.88	5.17	1.00	48,507	29,234	48,513	48,368
173,209,917	121,541,243	-	3.38	1.00	43,739	30,692	43,742	43,700
82	66	-	-	-	41,000	32,805	-	-
173,209,835	121,541,178	17.78	3.38	1.00	43,739	30,692	43,742	43,700
181,507	178,116	-	-	2.45	991,844	973,311	404,248	397,172
181,507	178,116	-	-	2.45	991,844	973,311	404,248	397,172
-	-	-	-	-	-	-	-	-
346,677	246,163	-	9.06	1.01	27,714	19,679	27,315	13,007
12,656	9,617	-	5.00	6.90	408,253	310,217	59,139	37,443
334,021	236,547	59.38	9.07	1.00	26,769	18,957	26,769	12,693
202,913	169,674	-	24.00	1.00	5,193	4,343	5,193	4,371
-	-	-	-	-	-	-	-	-
202,913	169,674	50.16	24.00	1.00	5,193	4,343	5,193	4,371
183,975	151,962	-	17.08	1.00	8,662	7,155	8,662	2,681
-	-	-	-	-	-	-	-	-
183,975	151,962	23.11	17.08	1.00	8,662	7,155	8,662	2,681
211,004	185,941	-	-	1.00	8,657	7,628	8,656	2,165
-	-	-	-	-	-	-	-	-
211,004	185,941	-	-	1.00	8,657	7,628	8,656	2,165
24,544,832	17,535,395	-	9.31	1.63	88,903	63,514	54,553	48,571
17,146,935	13,016,425	-	7.47	6.65	557,280	423,037	83,801	81,099
7,397,896	4,518,970	2.61	9.44	1.00	30,156	18,421	30,157	25,171
120,325,952	84,859,843	-	-	1.00	26,879	18,957	26,828	24,296
520,868	396,583	-	-	9.93	543,703	413,969	54,776	54,382
119,805,084	84,463,261	-	-	1.00	26,769	18,872	26,769	24,237
582,830,441	417,872,724	-	-	1.00	22,429	16,081	22,429	2,438
582,408,941	417,616,947	-	-	1.00	22,465	16,108	22,465	2,438
421,501	255,777	-	-	1.00	7,058	4,283	7,058	2,296

Note: Based on the date of service provided

제Ⅲ-15-9표

Table Ⅲ-15-9

요양기관종별 요양급여

Current status of benefit cost by

구 분 Division			청 구 건 수 Claims	일 수 Number of Days		원외처방횟수 Prescription times	원외처방일수 Prescription days
				내 원 Visit	요 양 Reimbursed		
총 계 Total			76,015,912	79,375,456	401,268,167	-	-
의 료 기 관 Medical Insti- tution	소 계 Subtotal	소계 Subtotal	49,134,103	52,493,647	77,312,207	27,262,032	325,174,844
		입원 Inpatient	635,307	4,027,525	7,409,937	16,542	149,758
		외래 Outpatient	48,498,796	48,466,122	69,902,270	27,245,490	325,025,086
	상급종합병원 Tertiary hospital	소계 Subtotal	2,227,050	2,711,663	6,578,279	784,687	48,007,448
		입원 Inpatient	124,150	616,415	1,592,685	1,418	27,939
		외래 Outpatient	2,102,900	2,095,248	4,985,594	783,269	47,979,509
	총 합 병 원 General hospital	소계 Subtotal	3,662,200	4,499,938	9,183,062	1,665,874	50,495,914
		입원 Inpatient	197,037	1,038,562	2,242,611	4,915	45,309
		외래 Outpatient	3,465,163	3,461,376	6,940,451	1,660,959	50,450,605
	병 원 Hospital	소계 Subtotal	3,812,615	4,849,173	8,031,319	1,993,698	26,035,187
		입원 Inpatient	166,829	1,204,481	2,197,042	2,845	28,178
		외래 Outpatient	3,645,786	3,644,692	5,834,277	1,990,853	26,007,009
	요 양 병 원 Healthcare Institute	소계 Subtotal	183,924	750,546	1,779,452	44,567	666,228
		입원 Inpatient	37,426	604,129	653,261	85	1,840
		외래 Outpatient	146,498	146,417	1,126,191	44,482	664,388
	의 원 Clinic	소계 Subtotal	28,943,796	29,185,026	40,375,482	21,826,794	195,341,870
		입원 Inpatient	76,829	337,866	488,323	6,718	41,353
		외래 Outpatient	28,866,967	28,847,160	39,887,159	21,820,076	195,300,517
	치 과 병 원 Dental hospital	소계 Subtotal	247,072	248,172	251,983	53,678	276,919
		입원 Inpatient	368	1,497	3,430	27	213
		외래 Outpatient	246,704	246,675	248,553	53,651	276,706
	치 과 의 원 Dental clinic	소계 Subtotal	4,200,349	4,200,158	4,204,672	835,933	2,809,130
		입원 Inpatient	4	1	1	1	3
		외래 Outpatient	4,200,345	4,200,157	4,204,671	835,932	2,809,127
	조 산 원 Midwifery clinic	소계 Subtotal	16	45	45	-	-
		입원 Inpatient	16	45	45	-	-
		외래 Outpatient	-	-	-	-	-
	보건의료원 Hospitalized health center	소계 Subtotal	14,793	14,989	44,287	8,756	115,563
		입원 Inpatient	44	240	350	2	4
		외래 Outpatient	14,749	14,749	43,937	8,754	115,559
	보 건 소 Health center	소계 Subtotal	58,339	58,339	68,335	33,165	1,140,303
		입원 Inpatient	-	-	-	-	-
		외래 Outpatient	58,339	58,339	68,335	33,165	1,140,303
	보 건 지 소 Health subcenter	소계 Subtotal	32,765	32,765	128,680	7,495	196,796
		입원 Inpatient	-	-	-	-	-
		외래 Outpatient	32,765	32,765	128,680	7,495	196,796
	보건진료소 Primary health care post	소계 Subtotal	40,008	40,021	170,442	-	-
		입원 Inpatient	-	-	-	-	-
		외래 Outpatient	40,008	40,021	170,442	-	-
	한 방 병 원 Oriental hospital	소계 Subtotal	300,364	482,362	547,803	7,385	89,486
		입원 Inpatient	31,487	213,506	221,387	531	4,919
		외래 Outpatient	268,877	268,856	326,416	6,854	84,567
	한 의 원 Oriental clinic	소계 Subtotal	5,410,812	5,420,450	5,948,366	-	-
		입원 Inpatient	1,117	10,783	10,802	-	-
		외래 Outpatient	5,409,695	5,409,667	5,937,564	-	-
약 국 Pharmacy		소계 Subtotal	26,881,809	26,881,809	323,955,960	-	-
		처방 Prescription	26,796,618	26,796,618	323,690,525	-	-
		직접 Without prescription	85,191	85,191	265,435	-	-

주: 진료일 기준

비용 현황(40~44세)

the type of institution (Ages 40~44)

(단위 : 건, 일, 회, 원)

Unit : Claim, Day, Time, KRW

요양급여비용 (천 원) Medical Expenses (KRW 1,000)		원외 처방률 Prescription rate (%)	원외처방 횟수당 처방일수 Prescription days per prescription time	건당 내원일수 Visits per Claim	건당 요양급여비용 Medical Expenses per claim	건당급여비 Benefit per claim	일당요양급여비용 Medical Expenses per day	
계 Total	급여비 Benefit						내원 Visit	요양 Reimbursed
3,594,033,001	2,632,181,644	-	-	1.04	47,280	34,627	45,279	8,957
2,873,498,600	2,114,703,720	-	-	1.07	58,483	43,039	54,740	37,167
1,018,978,726	825,890,903	-	-	6.34	1,603,915	1,299,987	253,004	137,515
1,854,519,874	1,288,812,817	56.22	11.93	1.00	38,238	26,574	38,264	26,530
635,826,906	498,294,489	-	61.18	1.22	285,502	223,746	234,479	96,656
361,294,171	304,109,050	-	19.70	4.97	2,910,142	2,449,529	586,122	226,846
274,532,736	194,185,439	37.38	61.26	1.00	130,550	92,342	131,026	55,065
577,892,091	421,608,851	-	30.31	1.23	157,799	115,124	128,422	62,930
334,355,214	267,804,339	-	9.22	5.27	1,696,916	1,359,158	321,941	149,092
243,536,876	153,804,512	47.99	30.37	1.00	70,282	44,386	70,358	35,089
341,452,288	245,107,244	-	13.06	1.27	89,559	64,288	70,415	42,515
191,899,364	149,429,961	-	9.90	7.22	1,150,276	895,707	159,321	87,344
149,552,923	95,677,283	54.62	13.06	1.00	41,021	26,243	41,033	25,633
57,362,162	45,476,867	-	14.95	4.08	311,880	247,259	76,427	32,236
50,422,328	40,249,076	-	21.65	16.14	1,347,254	1,075,431	83,463	77,186
6,939,833	5,227,791	30.38	14.94	1.00	47,372	35,685	47,398	6,162
895,997,973	648,081,213	-	8.95	1.01	30,956	22,391	30,701	22,192
62,204,090	49,941,809	-	6.16	4.40	809,643	650,039	184,109	127,383
833,793,883	598,139,403	75.64	8.95	1.00	28,884	20,721	28,904	20,904
12,290,313	7,500,782	-	5.16	1.00	49,744	30,359	49,523	48,774
505,528	393,729	-	7.89	4.07	1,373,717	1,069,916	337,694	147,384
11,784,785	7,107,053	21.75	5.16	1.00	47,769	28,808	47,775	47,414
182,516,010	128,041,512	-	3.36	1.00	43,453	30,484	43,455	43,408
1,432	1,141	-	3.00	0.25	358,053	285,215	1,432,210	1,432,210
182,514,578	128,040,371	19.90	3.36	1.00	43,452	30,483	43,454	43,408
17,113	16,724	-	-	2.81	1,069,534	1,045,230	380,279	380,279
17,113	16,724	-	-	2.81	1,069,534	1,045,230	380,279	380,279
-	-	-	-	-	-	-	-	-
424,082	301,378	-	13.20	1.01	28,668	20,373	28,293	9,576
16,334	12,705	-	2.00	5.45	371,235	288,756	68,060	46,670
407,748	288,673	59.35	13.20	1.00	27,646	19,572	27,646	9,280
297,158	250,877	-	34.38	1.00	5,094	4,300	5,094	4,349
-	-	-	-	-	-	-	-	-
297,158	250,877	56.85	34.38	1.00	5,094	4,300	5,094	4,349
316,076	254,463	-	26.26	1.00	9,647	7,766	9,647	2,456
-	-	-	-	-	-	-	-	-
316,076	254,463	22.88	26.26	1.00	9,647	7,766	9,647	2,456
360,437	316,206	-	-	1.00	9,009	7,904	9,006	2,115
-	-	-	-	-	-	-	-	-
360,437	316,206	-	-	1.00	9,009	7,904	9,006	2,115
25,755,486	18,451,620	-	12.12	1.61	85,748	61,431	53,395	47,016
17,687,758	13,492,955	-	9.26	6.78	561,748	428,525	82,844	79,895
8,067,728	4,958,665	2.55	12.34	1.00	30,005	18,442	30,008	24,716
142,990,506	101,001,495	-	-	1.00	26,427	18,667	26,380	24,039
575,394	439,413	-	-	9.65	515,125	393,387	53,361	53,267
142,415,112	100,562,081	-	-	1.00	26,326	18,589	26,326	23,985
720,534,400	517,477,924	-	-	1.00	26,804	19,250	26,804	2,224
719,939,587	517,116,790	-	-	1.00	26,867	19,298	26,867	2,224
594,813	361,134	-	-	1.00	6,982	4,239	6,982	2,241

Note: Based on the date of service provided

제Ⅲ-15-10표
Table Ⅲ-15-10

요양기관종별 요양급여
Current status of benefit cost by

구 분 Division			청 구 건 수 Claims	일 수 Number of Days		원외처방횟수 Prescription times	원외처방일수 Prescription days
				내 원 Visit	요 양 Reimbursed		
총 계 Total			96,842,342	101,740,652	604,365,178	-	-
의 료 기 관 Medical Insti- tution	소 계 Subtotal	소계 Subtotal	62,946,169	67,844,479	99,675,842	34,285,906	504,456,797
		입원 Inpatient	857,291	5,807,795	10,541,543	20,465	218,067
		외래 Outpatient	62,088,878	62,036,684	89,134,299	34,265,441	504,238,730
	상급종합병원 Tertiary hospital	소계 Subtotal	3,054,229	3,759,310	8,955,680	1,121,088	72,682,642
		입원 Inpatient	169,656	884,622	2,264,458	2,066	43,685
		외래 Outpatient	2,884,573	2,874,688	6,691,222	1,119,022	72,638,957
	종 합 병 원 General hospital	소계 Subtotal	4,840,782	6,040,706	12,538,913	2,298,328	79,464,072
		입원 Inpatient	258,318	1,463,272	3,165,558	6,506	72,306
		외래 Outpatient	4,582,464	4,577,434	9,373,355	2,291,822	79,391,766
	병 원 Hospital	소계 Subtotal	4,650,768	6,109,657	10,185,486	2,511,144	38,981,172
		입원 Inpatient	218,289	1,678,377	3,059,756	3,738	44,398
		외래 Outpatient	4,432,479	4,431,280	7,125,730	2,507,406	38,936,774
	요 양 병 원 Healthcare Institute	소계 Subtotal	275,633	1,236,004	2,507,551	68,183	1,206,813
		입원 Inpatient	65,945	1,026,496	1,099,750	79	1,364
		외래 Outpatient	209,688	209,508	1,407,801	68,104	1,205,449
	의 원 Clinic	소계 Subtotal	35,933,344	36,240,617	49,629,685	26,861,917	303,873,105
		입원 Inpatient	99,192	442,085	626,712	7,293	48,560
		외래 Outpatient	35,834,152	35,798,532	49,002,973	26,854,624	303,824,545
	치 과 병 원 Dental hospital	소계 Subtotal	320,343	321,741	326,309	73,252	360,699
		입원 Inpatient	388	1,826	4,024	38	309
		외래 Outpatient	319,955	319,915	322,285	73,214	360,390
	치 과 의 원 Dental clinic	소계 Subtotal	5,530,156	5,529,947	5,536,700	1,245,405	4,164,648
		입원 Inpatient	3	2	2	1	5
		외래 Outpatient	5,530,153	5,529,945	5,536,698	1,245,404	4,164,643
	조 산 원 Midwifery clinic	소계 Subtotal	2	5	5	-	-
		입원 Inpatient	2	5	5	-	-
		외래 Outpatient	-	-	-	-	-
	보건의료원 Hospitalized health center	소계 Subtotal	20,919	21,285	66,458	12,646	232,710
		입원 Inpatient	64	430	590	7	41
		외래 Outpatient	20,855	20,855	65,868	12,639	232,669
	보 건 소 Health center	소계 Subtotal	110,336	110,336	129,657	68,830	2,803,905
		입원 Inpatient	-	-	-	-	-
		외래 Outpatient	110,336	110,336	129,657	68,830	2,803,905
	보 건 지 소 Health subcenter	소계 Subtotal	59,799	59,799	319,426	15,254	538,800
		입원 Inpatient	-	-	-	-	-
		외래 Outpatient	59,799	59,799	319,426	15,254	538,800
	보건진료소 Primary health care post	소계 Subtotal	78,530	78,558	372,034	-	-
		입원 Inpatient	-	-	-	-	-
		외래 Outpatient	78,530	78,558	372,034	-	-
	한 방 병 원 Oriental hospital	소계 Subtotal	392,010	641,866	728,091	9,859	148,231
		입원 Inpatient	43,739	293,627	303,551	737	7,399
		외래 Outpatient	348,271	348,239	424,540	9,122	140,832
	한 의 원 Oriental clinic	소계 Subtotal	7,679,318	7,694,648	8,379,847	-	-
		입원 Inpatient	1,695	17,053	17,137	-	-
		외래 Outpatient	7,677,623	7,677,595	8,362,710	-	-
약 국 Pharmacy		소계 Subtotal	33,896,173	33,896,173	504,689,336	-	-
		처방 Prescription	33,764,294	33,764,294	504,276,862	-	-
		직접 Without prescription	131,879	131,879	412,474	-	-

주: 진료일 기준

비용 현황(45~49세)

the type of institution (Ages 45~49)

(단위 : 건, 일, 회, 원)

Unit : Claim, Day, Time, KRW

요양급여비용 (천 원) Medical Expenses (KRW 1,000)		원외 처방률 Prescription rate (%)	원외처방 횟수 당 처방일수 Prescription days per prescription time	건 당 내원일수 Visits per Claim	건 당 요양급여비용 Medical Expenses per claim	건 당 급여비 Benefit per claim	일 당 요양 급여 비용 Medical Expenses per day	
계 Total	급여비 Benefit						내원 Visit	요양 Reimbursed
4,833,597,818	3,565,839,027	-	-	1.05	49,912	36,821	47,509	7,998
3,782,482,369	2,809,710,760	-	-	1.08	60,091	44,637	55,752	37,948
1,457,939,194	1,187,283,116	-	-	6.77	1,700,635	1,384,924	251,031	138,304
2,324,543,175	1,622,427,644	55.23	14.72	1.00	37,439	26,131	37,470	26,079
903,991,986	717,871,473	-	64.83	1.23	295,980	235,042	240,468	100,941
531,532,334	452,365,736	-	21.14	5.21	3,133,001	2,666,370	600,858	234,728
372,459,652	265,505,737	38.93	64.91	1.00	129,121	92,043	129,565	55,664
793,077,026	588,002,004	-	34.57	1.25	163,832	121,468	131,289	63,249
476,478,811	384,428,949	-	11.11	5.66	1,844,544	1,488,200	325,626	150,520
316,598,215	203,573,055	50.07	34.64	1.00	69,089	44,424	69,165	33,776
425,440,089	304,802,515	-	15.52	1.31	91,477	65,538	69,634	41,769
260,276,380	200,829,779	-	11.88	7.69	1,192,348	920,018	155,076	85,064
165,163,708	103,972,736	56.58	15.53	1.00	37,262	23,457	37,272	23,178
94,293,862	74,782,778	-	17.70	4.48	342,099	271,313	76,289	37,604
85,148,107	67,933,819	-	17.27	15.57	1,291,199	1,030,159	82,950	77,425
9,145,755	6,848,959	32.51	17.70	1.00	43,616	32,663	43,653	6,496
1,076,094,535	779,926,090	-	11.31	1.01	29,947	21,705	29,693	21,682
78,927,096	62,129,765	-	6.66	4.46	795,700	626,359	178,534	125,938
997,167,438	717,796,325	75.02	11.31	1.00	27,827	20,031	27,855	20,349
15,629,590	9,554,650	-	4.92	1.00	48,790	29,826	48,578	47,898
625,727	494,967	-	8.13	4.71	1,612,697	1,275,688	342,676	155,499
15,003,863	9,059,683	22.89	4.92	1.00	46,894	28,315	46,900	46,555
236,564,246	166,010,914	-	3.34	1.00	42,777	30,019	42,779	42,727
425	340	-	5.00	0.67	141,520	113,223	212,280	212,280
236,563,821	166,010,575	22.52	3.34	1.00	42,777	30,019	42,779	42,727
2,159	2,115	-	-	2.50	1,079,360	1,057,445	431,744	431,744
2,159	2,115	-	-	2.50	1,079,360	1,057,445	431,744	431,744
-	-	-	-	-	-	-	-	-
598,915	425,389	-	18.40	1.02	28,630	20,335	28,138	9,012
27,000	20,597	-	5.86	6.72	421,870	321,824	62,790	45,762
571,916	404,793	60.60	18.41	1.00	27,423	19,410	27,423	8,683
565,048	480,005	-	40.74	1.00	5,121	4,350	5,121	4,358
-	-	-	-	-	-	-	-	-
565,048	480,005	62.38	40.74	1.00	5,121	4,350	5,121	4,358
706,066	554,205	-	35.32	1.00	11,807	9,268	11,807	2,210
-	-	-	-	-	-	-	-	-
706,066	554,205	25.51	35.32	1.00	11,807	9,268	11,807	2,210
759,359	660,814	-	-	1.00	9,670	8,415	9,666	2,041
-	-	-	-	-	-	-	-	-
759,359	660,814	-	-	1.00	9,670	8,415	9,666	2,041
34,321,982	24,751,181	-	15.04	1.64	87,554	63,139	53,472	47,140
23,998,045	18,370,824	-	10.04	6.71	548,665	420,010	81,730	79,058
10,323,937	6,380,357	2.62	15.44	1.00	29,643	18,320	29,646	24,318
200,437,507	141,886,627	-	-	1.00	26,101	18,476	26,049	23,919
923,110	706,227	-	-	10.06	544,608	416,653	54,132	53,866
199,514,397	141,180,401	-	-	1.00	25,986	18,389	25,987	23,858
1,051,115,449	756,128,267	-	-	1.00	31,010	22,307	31,010	2,083
1,050,199,790	755,572,214	-	-	1.00	31,104	22,378	31,104	2,083
915,659	556,054	-	-	1.00	6,943	4,216	6,943	2,220

Note: Based on the date of service provided

제Ⅲ-15-11표

Table Ⅲ-15-11

요양기관종별 요양급여

Current status of benefit cost by

구 분 Division			청 구 건 수 Claims	일 수 Number of Days		원외처방횟수 Prescription times	원외처방일수 Prescription days
				내 원 Visit	요 양 Reimbursed		
총 계 Total			108,616,800	115,151,078	787,982,104	-	-
의 료 기 관 Medical Insti- tution	소 계 Subtotal	소계 Subtotal	70,577,015	77,111,293	112,439,092	38,437,045	673,360,427
		입원 Inpatient	1,046,132	7,649,028	13,640,439	24,291	305,223
		외래 Outpatient	69,530,883	69,462,265	98,798,653	38,412,754	673,055,204
	상급종합병원 Tertiary hospital	소계 Subtotal	3,622,239	4,500,675	10,574,708	1,403,382	93,869,032
		입원 Inpatient	203,744	1,093,712	2,834,361	2,737	64,083
		외래 Outpatient	3,418,495	3,406,963	7,740,347	1,400,645	93,804,949
	총 합 병 원 General hospital	소계 Subtotal	5,759,295	7,303,054	15,131,849	2,880,544	108,331,228
		입원 Inpatient	300,005	1,849,783	3,985,582	7,875	102,753
		외래 Outpatient	5,459,290	5,453,271	11,146,267	2,872,669	108,228,475
	병 원 Hospital	소계 Subtotal	5,295,134	7,196,601	11,690,223	2,966,853	53,599,049
		입원 Inpatient	262,664	2,165,485	3,954,416	4,923	63,752
		외래 Outpatient	5,032,470	5,031,116	7,735,807	2,961,930	53,535,297
	요 양 병 원 Healthcare Institute	소계 Subtotal	360,380	1,782,308	3,061,869	88,366	1,828,373
		입원 Inpatient	98,391	1,520,556	1,608,299	126	2,853
		외래 Outpatient	261,989	261,752	1,453,570	88,240	1,825,520
	의 원 Clinic	소계 Subtotal	39,509,495	39,920,549	53,404,007	29,346,930	402,676,588
		입원 Inpatient	120,178	580,384	801,600	7,694	60,958
		외래 Outpatient	39,389,317	39,340,165	52,602,407	29,339,236	402,615,630
	치 과 병 원 Dental hospital	소계 Subtotal	349,968	351,441	355,944	82,939	406,871
		입원 Inpatient	350	1,855	3,746	21	282
		외래 Outpatient	349,618	349,586	352,198	82,918	406,589
	치 과 의 원 Dental clinic	소계 Subtotal	6,030,128	6,029,877	6,038,377	1,478,671	4,928,227
		입원 Inpatient	3	1	1	1	5
		외래 Outpatient	6,030,125	6,029,876	6,038,376	1,478,670	4,928,222
	조 산 원 Midwifery clinic	소계 Subtotal	-	-	-	-	-
		입원 Inpatient	-	-	-	-	-
		외래 Outpatient	-	-	-	-	-
	보건의료원 Hospitalized health center	소계 Subtotal	27,948	28,533	102,643	17,416	405,422
		입원 Inpatient	100	685	1,062	3	22
		외래 Outpatient	27,848	27,848	101,581	17,413	405,400
	보 건 소 Health center	소계 Subtotal	194,464	194,464	227,645	130,394	5,928,254
		입원 Inpatient	-	-	-	-	-
		외래 Outpatient	194,464	194,464	227,645	130,394	5,928,254
	보 건 지 소 Health subcenter	소계 Subtotal	103,020	103,020	696,564	29,596	1,183,045
		입원 Inpatient	-	-	-	-	-
		외래 Outpatient	103,020	103,020	696,564	29,596	1,183,045
	보건진료소 Primary health care post	소계 Subtotal	150,724	150,771	796,936	-	-
		입원 Inpatient	-	-	-	-	-
		외래 Outpatient	150,724	150,771	796,936	-	-
	한 방 병 원 Oriental hospital	소계 Subtotal	443,800	796,701	893,768	11,954	204,338
		입원 Inpatient	58,306	411,262	425,833	911	10,515
		외래 Outpatient	385,494	385,439	467,935	11,043	193,823
	한 의 원 Oriental clinic	소계 Subtotal	8,730,420	8,753,299	9,464,559	-	-
		입원 Inpatient	2,391	25,305	25,539	-	-
		외래 Outpatient	8,728,029	8,727,994	9,439,020	-	-
약 국 Pharmacy		소계 Subtotal	38,039,785	38,039,785	675,543,012	-	-
		처방 Prescription	37,873,135	37,873,135	675,017,316	-	-
		직접 Without prescription	166,650	166,650	525,696	-	-

주: 진료일 기준

비용 현황(50~54세)

the type of institution (Ages 50~54)

(단위 : 건, 일, 회, 원)
Unit : Claim, Day, Time, KRW

요양급여비용 (천 원) Medical Expenses (KRW 1,000)		원외 처방률 Prescription rate (%)	원외처방 횟수당 처방일수 Prescription days per prescription time	건당 내원일수 Visits per Claim	건당 요양급여비용 Medical Expenses per claim	건당급여비 Benefit per claim	일당요양급여비용 Medical Expenses per day	
계 Total	급여비 Benefit						내원 Visit	요양 Reimbursed
5,788,720,952	4,284,557,332	-	-	1.06	53,295	39,447	50,271	7,346
4,442,369,949	3,316,258,831	-	-	1.09	62,944	46,988	57,610	39,509
1,827,452,801	1,493,504,437	-	-	7.31	1,746,866	1,427,644	238,913	133,973
2,614,917,148	1,822,754,394	55.30	17.52	1.00	37,608	26,215	37,645	26,467
1,091,942,992	871,825,886	-	66.89	1.24	301,455	240,687	242,618	103,260
654,258,100	561,979,246	-	23.41	5.37	3,211,177	2,758,262	598,200	230,831
437,684,892	309,846,640	41.11	66.97	1.00	128,034	90,638	128,468	56,546
950,258,736	708,226,645	-	37.61	1.27	164,996	122,971	130,118	62,799
584,235,727	473,770,063	-	13.05	6.17	1,947,420	1,579,207	315,840	146,587
366,023,009	234,456,582	52.68	37.68	1.00	67,046	42,946	67,120	32,838
518,174,961	372,458,255	-	18.07	1.36	97,859	70,340	72,003	44,325
328,290,583	252,708,209	-	12.95	8.24	1,249,850	962,097	151,601	83,019
189,884,379	119,750,046	58.87	18.07	1.00	37,732	23,795	37,742	24,546
139,754,690	110,458,649	-	20.69	4.95	387,798	306,506	78,412	45,644
128,177,625	101,643,542	-	22.64	15.45	1,302,737	1,033,057	84,297	79,698
11,577,065	8,815,107	33.71	20.69	1.00	44,189	33,647	44,229	7,965
1,198,531,607	869,874,020	-	13.72	1.01	30,335	22,017	30,023	22,443
96,743,515	76,065,446	-	7.92	4.83	805,002	632,940	166,689	120,688
1,101,788,091	793,808,574	74.58	13.72	1.00	27,972	20,153	28,007	20,946
16,746,370	10,243,068	-	4.91	1.00	47,851	29,269	47,651	47,048
599,546	485,283	-	13.43	5.30	1,712,990	1,386,522	323,206	160,050
16,146,824	9,757,786	23.72	4.90	1.00	46,184	27,910	46,188	45,846
251,834,313	176,781,932	-	3.33	1.00	41,763	29,316	41,764	41,706
228	183	-	5.00	0.33	76,147	60,923	228,440	228,440
251,834,085	176,781,750	24.52	3.33	1.00	41,763	29,316	41,764	41,706
-	-	-	-	-	-	-	-	-
-	-	-	-	-	-	-	-	-
-	-	-	-	-	-	-	-	-
810,424	579,880	-	23.28	1.02	28,998	20,749	28,403	7,896
51,519	40,547	-	7.33	6.85	515,191	405,471	75,210	48,511
758,904	539,332	62.53	23.28	1.00	27,252	19,367	27,252	7,471
995,408	850,662	-	45.46	1.00	5,119	4,374	5,119	4,373
-	-	-	-	-	-	-	-	-
995,408	850,662	67.05	45.46	1.00	5,119	4,374	5,119	4,373
1,436,073	1,102,064	-	39.97	1.00	13,940	10,698	13,940	2,062
-	-	-	-	-	-	-	-	-
1,436,073	1,102,064	28.73	39.97	1.00	13,940	10,698	13,940	2,062
1,571,239	1,351,149	-	-	1.00	10,425	8,964	10,421	1,972
-	-	-	-	-	-	-	-	-
1,571,239	1,351,149	-	-	1.00	10,425	8,964	10,421	1,972
44,922,036	32,690,184	-	17.09	1.80	101,221	73,660	56,385	50,261
33,764,313	25,794,846	-	11.54	7.05	579,088	442,405	82,099	79,290
11,157,723	6,895,338	2.87	17.55	1.00	28,944	17,887	28,948	23,845
225,391,101	159,816,437	-	-	1.00	25,817	18,306	25,749	23,814
1,331,643	1,017,073	-	-	10.58	556,940	425,376	52,624	52,142
224,059,457	158,799,364	-	-	1.00	25,671	18,194	25,671	23,738
1,346,351,003	968,298,501	-	-	1.00	35,393	25,455	35,393	1,993
1,345,205,994	967,603,135	-	-	1.00	35,519	25,549	35,519	1,993
1,145,009	695,366	-	-	1.00	6,871	4,173	6,871	2,178

Note: Based on the date of service provided

제Ⅲ-15-12표

Table Ⅲ-15-12

요양기관종별 요양급여

Current status of benefit cost by

구 분 Division			청 구 건 수 Claims	일 수 Number of Days		원외처방횟수 Prescription times	원외처방일수 Prescription days
				내 원 Visit	요 양 Reimbursed		
총 계 Total			136,738,277	146,044,227	1,108,427,956	-	-
의 료 기 관 Medical Insti- tution	소 계 Subtotal	소계 Subtotal	88,336,755	97,642,705	143,262,224	48,847,977	963,774,578
		입원 Inpatient	1,373,769	10,772,903	18,946,601	31,385	443,754
		외래 Outpatient	86,962,986	86,869,802	124,315,623	48,816,592	963,330,824
	상급종합병원 Tertiary hospital	소계 Subtotal	4,930,968	6,191,919	14,561,133	2,021,671	139,285,651
		입원 Inpatient	280,386	1,557,068	4,052,288	4,101	95,351
		외래 Outpatient	4,650,582	4,634,851	10,508,845	2,017,570	139,190,300
	총 합 병 원 General hospital	소계 Subtotal	7,513,564	9,661,212	20,404,374	3,955,888	160,289,490
		입원 Inpatient	383,645	2,539,300	5,432,646	10,397	158,204
		외래 Outpatient	7,129,919	7,121,912	14,971,728	3,945,491	160,131,286
	병 원 Hospital	소계 Subtotal	6,375,602	8,971,802	14,341,202	3,689,466	73,663,078
		입원 Inpatient	328,791	2,926,745	5,289,072	6,782	93,922
		외래 Outpatient	6,046,811	6,045,057	9,052,130	3,682,684	73,569,156
	요 양 병 원 Healthcare Institute	소계 Subtotal	486,040	2,677,523	4,149,453	119,614	2,712,470
		입원 Inpatient	150,058	2,341,718	2,459,823	153	3,094
		외래 Outpatient	335,982	335,805	1,689,630	119,461	2,709,376
	의 원 Clinic	소계 Subtotal	49,542,843	50,130,260	65,951,343	36,828,892	565,323,952
		입원 Inpatient	151,320	805,897	1,084,729	8,655	78,547
		외래 Outpatient	49,391,523	49,324,363	64,866,614	36,820,237	565,245,405
	치 과 병 원 Dental hospital	소계 Subtotal	402,506	404,217	406,635	95,717	502,634
		입원 Inpatient	360	2,115	4,182	32	305
		외래 Outpatient	402,146	402,102	402,453	95,685	502,329
	치 과 의 원 Dental clinic	소계 Subtotal	7,087,034	7,086,729	7,095,649	1,783,603	5,927,130
		입원 Inpatient	1	-	-	-	-
		외래 Outpatient	7,087,033	7,086,729	7,095,649	1,783,603	5,927,130
	조 산 원 Midwifery clinic	소계 Subtotal	-	-	-	-	-
		입원 Inpatient	-	-	-	-	-
		외래 Outpatient	-	-	-	-	-
	보건의료원 Hospitalized health center	소계 Subtotal	41,835	42,616	160,088	26,763	719,622
		입원 Inpatient	133	914	1,318	7	47
		외래 Outpatient	41,702	41,702	158,770	26,756	719,575
	보 건 소 Health center	소계 Subtotal	373,558	373,558	430,502	256,663	12,585,952
		입원 Inpatient	-	-	-	-	-
		외래 Outpatient	373,558	373,558	430,502	256,663	12,585,952
	보 건 지 소 Health subcenter	소계 Subtotal	192,696	192,696	1,520,691	56,193	2,513,225
		입원 Inpatient	-	-	-	-	-
		외래 Outpatient	192,696	192,696	1,520,691	56,193	2,513,225
	보건진료소 Primary health care post	소계 Subtotal	292,180	292,268	1,667,101	-	-
		입원 Inpatient	-	-	-	-	-
		외래 Outpatient	292,180	292,268	1,667,101	-	-
	한 방 병 원 Oriental hospital	소계 Subtotal	523,423	1,008,287	1,128,879	13,507	251,374
		입원 Inpatient	75,488	560,396	583,501	1,258	14,284
		외래 Outpatient	447,935	447,891	545,378	12,249	237,090
	한 의 원 Oriental clinic	소계 Subtotal	10,574,506	10,609,618	11,445,174	-	-
		입원 Inpatient	3,587	38,750	39,042	-	-
		외래 Outpatient	10,570,919	10,570,868	11,406,132	-	-
약 국 Pharmacy		소계 Subtotal	48,401,522	48,401,522	965,165,732	-	-
		처방 Prescription	48,190,622	48,190,622	964,491,991	-	-
		직접 Without prescription	210,900	210,900	673,741	-	-

주: 진료일 기준

비용 현황(55~59세)

the type of institution (Ages 55~59)

(단위 : 건, 일, 회, 원)

Unit : Claim, Day, Time, KRW

요양급여비용 (천 원) Medical Expenses (KRW 1,000)		원외 처방률 Prescription rate (%)	원외처방 횟수당 처방일수 Prescription days per prescription time	건당 내원일수 Visits per Claim	건당 요양급여비용 Medical Expenses per claim	건당급여비 Benefit per claim	일당요양급여비용 Medical Expenses per day	
계 Total	급여비 Benefit						내원 Visit	요양 Reimbursed
7,753,605,114	5,764,954,168	-	-	1.07	56,704	42,161	53,091	6,995
5,831,498,362	4,381,915,647	-	-	1.11	66,014	49,605	59,723	40,705
2,550,824,308	2,093,318,136	-	-	7.84	1,856,807	1,523,777	236,782	134,632
3,280,674,054	2,288,597,511	56.20	19.73	1.00	37,725	26,317	37,765	26,390
1,511,096,969	1,209,994,919	-	68.90	1.26	306,450	245,387	244,043	103,776
926,890,593	801,021,428	-	23.25	5.55	3,305,766	2,856,852	595,279	228,733
584,206,377	408,973,492	43.53	68.99	1.00	125,620	87,940	126,046	55,592
1,277,638,971	961,598,616	-	40.52	1.29	170,044	127,982	132,244	62,616
802,096,152	654,919,614	-	15.22	6.62	2,090,725	1,707,098	315,873	147,644
475,542,818	306,679,002	55.40	40.59	1.00	66,697	43,013	66,772	31,763
681,170,088	492,726,692	-	19.97	1.41	106,840	77,283	75,923	47,497
446,478,666	343,612,371	-	13.85	8.90	1,357,941	1,045,078	152,551	84,415
234,691,422	149,114,322	60.92	19.98	1.00	38,812	24,660	38,824	25,927
217,173,541	170,429,772	-	22.68	5.51	446,822	350,650	81,110	52,338
201,917,021	158,780,851	-	20.22	15.61	1,345,593	1,058,130	86,226	82,086
15,256,520	11,648,921	35.57	22.68	1.00	45,409	34,671	45,433	9,030
1,499,469,218	1,091,143,409	-	15.35	1.01	30,266	22,024	29,911	22,736
124,249,505	97,436,635	-	9.08	5.33	821,104	643,911	154,175	114,544
1,375,219,712	993,706,774	74.65	15.35	1.00	27,843	20,119	27,881	21,201
18,903,895	11,570,733	-	5.25	1.00	46,965	28,747	46,767	46,489
641,474	523,083	-	9.53	5.88	1,781,873	1,453,007	303,298	153,389
18,262,421	11,047,650	23.80	5.25	1.00	45,412	27,472	45,417	45,378
287,863,288	202,103,564	-	3.32	1.00	40,618	28,517	40,620	40,569
36	29	-	-	-	36,190	28,960	-	-
287,863,252	202,103,535	25.17	3.32	1.00	40,618	28,517	40,620	40,569
-	-	-	-	-	-	-	-	-
-	-	-	-	-	-	-	-	-
-	-	-	-	-	-	-	-	-
1,201,102	859,102	-	26.89	1.02	28,710	20,535	28,184	7,503
67,149	54,134	-	6.71	6.87	504,883	407,023	73,468	50,948
1,133,952	804,968	64.16	26.89	1.00	27,192	19,303	27,192	7,142
1,896,334	1,624,728	-	49.04	1.00	5,076	4,349	5,076	4,405
-	-	-	-	-	-	-	-	-
1,896,334	1,624,728	68.71	49.04	1.00	5,076	4,349	5,076	4,405
3,009,973	2,278,168	-	44.72	1.00	15,620	11,823	15,620	1,979
-	-	-	-	-	-	-	-	-
3,009,973	2,278,168	29.16	44.72	1.00	15,620	11,823	15,620	1,979
3,214,359	2,746,077	-	-	1.00	11,001	9,399	10,998	1,928
-	-	-	-	-	-	-	-	-
3,214,359	2,746,077	-	-	1.00	11,001	9,399	10,998	1,928
59,379,022	43,430,381	-	18.61	1.93	113,444	82,974	58,891	52,600
46,467,510	35,429,794	-	11.35	7.42	615,562	469,343	82,919	79,636
12,911,512	8,000,587	2.73	19.36	1.00	28,825	17,861	28,827	23,674
269,481,604	191,409,486	-	-	1.00	25,484	18,101	25,400	23,545
2,016,201	1,540,197	-	-	10.80	562,086	429,383	52,031	51,642
267,465,403	189,869,289	-	-	1.00	25,302	17,961	25,302	23,449
1,922,106,751	1,383,038,521	-	-	1.00	39,712	28,574	39,712	1,991
1,920,668,436	1,382,164,669	-	-	1.00	39,856	28,681	39,856	1,991
1,438,316	873,851	-	-	1.00	6,820	4,143	6,820	2,135

Note: Based on the date of service provided

제Ⅲ-15-13표

Table Ⅲ-15-13

요양기관종별 요양급여
Current status of benefit cost by

구 분 Division			청 구 건 수 Claims	일 수 Number of Days		원외처방횟수 Prescription times	원외처방일수 Prescription days
				내 원 Visit	요 양 Reimbursed		
총 계 Total			128,920,077	138,669,331	1,124,604,173	-	-
의 료 기 관 Medical Insti- tution	소 계 Subtotal	소계 Subtotal	83,100,095	92,849,349	137,224,186	46,214,731	988,773,573
		입원 Inpatient	1,322,903	11,165,560	19,125,841	27,765	432,081
		외래 Outpatient	81,777,192	81,683,789	118,098,345	46,186,966	988,341,492
	상급종합병원 Tertiary hospital	소계 Subtotal	5,056,624	6,432,424	15,099,855	2,160,968	152,431,924
		입원 Inpatient	291,910	1,684,416	4,362,696	4,192	105,326
		외래 Outpatient	4,764,714	4,748,008	10,737,159	2,156,776	152,326,598
	종 합 병 원 General hospital	소계 Subtotal	7,377,560	9,560,856	20,004,926	4,031,133	172,995,056
		입원 Inpatient	359,397	2,550,554	5,343,908	9,457	153,892
		외래 Outpatient	7,018,163	7,010,302	14,661,018	4,021,676	172,841,164
	병 원 Hospital	소계 Subtotal	5,630,413	8,192,102	13,233,904	3,309,362	69,996,559
		입원 Inpatient	290,661	2,853,869	4,969,724	5,975	84,991
		외래 Outpatient	5,339,752	5,338,233	8,264,180	3,303,387	69,911,568
	요 양 병 원 Healthcare Institute	소계 Subtotal	521,429	3,250,030	4,607,439	122,498	2,967,491
		입원 Inpatient	181,131	2,909,949	3,032,708	197	4,672
		외래 Outpatient	340,298	340,081	1,574,731	122,301	2,962,819
	의 원 Clinic	소계 Subtotal	46,904,517	47,404,966	61,599,697	34,536,910	562,273,511
		입원 Inpatient	140,858	708,225	938,264	6,868	70,584
		외래 Outpatient	46,763,659	46,696,741	60,661,433	34,530,042	562,202,927
	치 과 병 원 Dental hospital	소계 Subtotal	325,797	327,916	329,824	76,489	420,373
		입원 Inpatient	330	2,484	4,249	52	605
		외래 Outpatient	325,467	325,432	325,575	76,437	419,768
	치 과 의 원 Dental clinic	소계 Subtotal	5,909,179	5,908,946	5,914,893	1,500,340	4,973,095
		입원 Inpatient	3	-	-	-	-
		외래 Outpatient	5,909,176	5,908,946	5,914,893	1,500,340	4,973,095
	조 산 원 Midwifery clinic	소계 Subtotal	-	-	-	-	-
		입원 Inpatient	-	-	-	-	-
		외래 Outpatient	-	-	-	-	-
	보건의료원 Hospitalized health center	소계 Subtotal	44,624	45,641	172,962	29,491	849,720
		입원 Inpatient	152	1,169	1,604	8	105
		외래 Outpatient	44,472	44,472	171,358	29,483	849,615
	보 건 소 Health center	소계 Subtotal	537,368	537,368	625,826	357,724	17,972,670
		입원 Inpatient	-	-	-	-	-
		외래 Outpatient	537,368	537,368	625,826	357,724	17,972,670
	보 건 지 소 Health subcenter	소계 Subtotal	250,955	250,955	2,046,044	78,193	3,650,715
		입원 Inpatient	-	-	-	-	-
		외래 Outpatient	250,955	250,955	2,046,044	78,193	3,650,715
	보건진료소 Primary health care post	소계 Subtotal	365,061	365,197	2,203,277	-	-
		입원 Inpatient	-	-	-	-	-
		외래 Outpatient	365,061	365,197	2,203,277	-	-
	한 방 병 원 Oriental hospital	소계 Subtotal	429,728	799,449	899,110	11,623	242,459
		입원 Inpatient	55,793	425,549	443,157	1,016	11,906
		외래 Outpatient	373,935	373,900	455,953	10,607	230,553
	한 의 원 Oriental clinic	소계 Subtotal	9,746,840	9,773,499	10,486,429	-	-
		입원 Inpatient	2,668	29,345	29,531	-	-
		외래 Outpatient	9,744,172	9,744,154	10,456,898	-	-
약 국 Pharmacy	소계 Subtotal	소계 Subtotal	45,819,982	45,819,982	987,379,987	-	-
		처방 Prescription	45,652,873	45,652,873	986,845,688	-	-
		직접 Without prescription	167,109	167,109	534,299	-	-

주: 진료일 기준

비용 현황(60~64세)

the type of institution (Ages 60~64)

(단위 : 건, 일, 회, 원)
Unit : Claim, Day, Time, KRW

요양급여비용 (천 원) Medical Expenses (KRW 1,000)		원외 처방률 Prescription rate (%)	원외처방 횟수당 처방일수 Prescription days per prescription time	건당 내원일수 Visits per Claim	건당 요양급여비용 Medical Expenses per claim	건당급여비 Benefit per claim	일당요양급여비용 Medical Expenses per day	
계 Total	급여비 Benefit						내원 Visit	요양 Reimbursed
7,813,967,424	5,843,507,849	-	-	1.08	60,611	45,327	56,350	6,948
5,811,955,474	4,403,082,966	-	-	1.12	69,939	52,985	62,596	42,354
2,705,071,252	2,226,947,687	-	-	8.44	2,044,799	1,683,379	242,269	141,435
3,106,884,223	2,176,135,279	56.54	21.40	1.00	37,992	26,611	38,036	26,308
1,585,066,866	1,273,313,423	-	70.54	1.27	313,463	251,811	246,418	104,972
999,871,649	865,338,935	-	25.13	5.77	3,425,274	2,964,403	593,601	229,187
585,195,217	407,974,489	45.42	70.63	1.00	122,819	85,624	123,251	54,502
1,304,524,456	993,781,978	-	42.91	1.30	176,823	134,703	136,444	65,210
835,694,842	687,002,939	-	16.27	7.10	2,325,269	1,911,543	327,652	156,383
468,829,614	306,779,040	57.37	42.98	1.00	66,802	43,712	66,877	31,978
667,993,717	487,299,597	-	21.15	1.45	118,640	86,548	81,541	50,476
451,408,943	348,478,270	-	14.22	9.82	1,553,043	1,198,917	158,174	90,832
216,584,774	138,821,327	61.88	21.16	1.00	40,561	25,998	40,572	26,208
275,323,569	214,471,966	-	24.22	6.23	528,017	411,316	84,714	59,756
259,014,543	201,809,998	-	23.72	16.07	1,429,985	1,114,166	89,010	85,407
16,309,026	12,661,968	35.96	24.23	1.00	47,926	37,208	47,956	10,357
1,429,416,646	1,044,634,845	-	16.28	1.01	30,475	22,272	30,153	23,205
121,269,938	95,420,910	-	10.28	5.03	860,938	677,426	171,231	129,249
1,308,146,708	949,213,935	73.95	16.28	1.00	27,974	20,298	28,014	21,565
15,136,730	9,339,407	-	5.50	1.01	46,461	28,666	46,160	45,893
692,109	583,623	-	11.63	7.53	2,097,299	1,768,555	278,627	162,887
14,444,622	8,755,784	23.49	5.49	1.00	44,381	26,902	44,386	44,366
231,935,297	162,884,374	-	3.31	1.00	39,250	27,565	39,252	39,212
501	401	-	-	-	166,880	133,510	-	-
231,934,797	162,883,973	25.39	3.31	1.00	39,250	27,565	39,251	39,212
-	-	-	-	-	-	-	-	-
-	-	-	-	-	-	-	-	-
-	-	-	-	-	-	-	-	-
1,299,423	929,139	-	28.81	1.02	29,119	20,822	28,471	7,513
84,962	67,309	-	13.13	7.69	558,962	442,822	72,679	52,969
1,214,460	861,830	66.30	28.82	1.00	27,308	19,379	27,308	7,087
2,720,696	2,321,783	-	50.24	1.00	5,063	4,321	5,063	4,347
-	-	-	-	-	-	-	-	-
2,720,696	2,321,783	66.57	50.24	1.00	5,063	4,321	5,063	4,347
3,999,544	3,005,639	-	46.69	1.00	15,937	11,977	15,937	1,955
-	-	-	-	-	-	-	-	-
3,999,544	3,005,639	31.16	46.69	1.00	15,937	11,977	15,937	1,955
4,180,090	3,549,279	-	-	1.00	11,450	9,722	11,446	1,897
-	-	-	-	-	-	-	-	-
4,180,090	3,549,279	-	-	1.00	11,450	9,722	11,446	1,897
46,190,179	33,721,651	-	20.86	1.86	107,487	78,472	57,778	51,373
35,486,075	27,061,955	-	11.72	7.63	636,031	485,042	83,389	80,076
10,704,103	6,659,696	2.84	21.74	1.00	28,626	17,810	28,628	23,476
244,168,261	173,829,885	-	-	1.00	25,051	17,834	24,983	23,284
1,547,689	1,183,348	-	-	11.00	580,093	443,534	52,741	52,409
242,620,572	172,646,537	-	-	1.00	24,899	17,718	24,899	23,202
2,002,011,950	1,440,424,883	-	-	1.00	43,693	31,437	43,693	2,028
2,000,880,878	1,439,737,348	-	-	1.00	43,828	31,537	43,828	2,028
1,131,072	687,535	-	-	1.00	6,768	4,114	6,768	2,117

Note: Based on the date of service provided

제Ⅲ-15-14표

Table Ⅲ-15-14

요양기관종별 요양급여

Current status of benefit cost by

구 분 Division			청 구 건 수 Claims	일 수 Number of Days		원외처방횟수 Prescription times	원외처방일수 Prescription days
				내 원 Visit	요 양 Reimbursed		
총 계 Total			118,938,196	128,135,114	1,000,850,775	-	-
의 료 기 관 Medical Insti- tution	소 계 Subtotal	소계 Subtotal	78,959,468	88,156,386	137,336,582	40,483,615	871,420,243
		입원 Inpatient	1,160,546	10,607,767	17,413,492	21,343	356,439
		외래 Outpatient	77,798,922	77,548,619	119,923,090	40,462,272	871,063,804
	상급종합병원 Tertiary hospital	소계 Subtotal	4,413,424	5,716,907	13,220,970	1,969,121	139,873,506
		입원 Inpatient	259,648	1,578,068	3,959,526	3,856	100,821
		외래 Outpatient	4,153,776	4,138,839	9,261,444	1,965,265	139,772,685
	종 합 병 원 General hospital	소계 Subtotal	6,668,336	8,774,067	24,777,119	3,637,163	160,310,256
		입원 Inpatient	311,907	2,426,125	4,898,573	8,208	144,287
		외래 Outpatient	6,356,429	6,347,942	19,878,546	3,628,955	160,165,969
	병 원 Hospital	소계 Subtotal	4,271,695	6,419,518	10,601,051	2,543,632	55,913,399
		입원 Inpatient	221,391	2,370,710	4,020,406	4,303	60,899
		외래 Outpatient	4,050,304	4,048,808	6,580,645	2,539,329	55,852,500
	요 양 병 원 Healthcare Institute	소계 Subtotal	497,621	3,748,995	4,876,219	99,910	2,518,073
		입원 Inpatient	211,135	3,462,636	3,589,844	225	4,774
		외래 Outpatient	286,486	286,359	1,286,375	99,685	2,513,299
	의 원 Clinic	소계 Subtotal	43,109,047	43,443,495	55,307,878	30,260,935	481,779,797
		입원 Inpatient	125,052	522,929	682,627	4,191	39,680
		외래 Outpatient	42,983,995	42,920,566	54,625,251	30,256,744	481,740,117
	치 과 병 원 Dental hospital	소계 Subtotal	308,114	298,003	299,673	72,086	388,844
		입원 Inpatient	260	1,519	3,031	36	402
		외래 Outpatient	307,854	296,484	296,642	72,050	388,442
	치 과 의 원 Dental clinic	소계 Subtotal	5,602,931	5,452,391	5,456,954	1,330,229	4,496,052
		입원 Inpatient	-	-	-	-	-
		외래 Outpatient	5,602,931	5,452,391	5,456,954	1,330,229	4,496,052
	조 산 원 Midwifery clinic	소계 Subtotal	-	-	-	-	-
		입원 Inpatient	-	-	-	-	-
		외래 Outpatient	-	-	-	-	-
	보건의료원 Hospitalized health center	소계 Subtotal	59,374	60,800	197,798	37,916	1,077,968
		입원 Inpatient	181	1,607	2,180	18	125
		외래 Outpatient	59,193	59,193	195,618	37,898	1,077,843
	보 건 소 Health center	소계 Subtotal	781,995	781,995	959,649	429,125	20,556,725
		입원 Inpatient	-	-	-	-	-
		외래 Outpatient	781,995	781,995	959,649	429,125	20,556,725
	보 건 지 소 Health subcenter	소계 Subtotal	380,509	380,509	4,613,745	95,813	4,327,961
		입원 Inpatient	-	-	-	-	-
		외래 Outpatient	380,509	380,509	4,613,745	95,813	4,327,961
	보건진료소 Primary health care post	소계 Subtotal	458,512	458,642	3,729,223	-	-
		입원 Inpatient	-	-	-	-	-
		외래 Outpatient	458,512	458,642	3,729,223	-	-
	한 방 병 원 Oriental hospital	소계 Subtotal	286,851	487,125	557,506	7,685	177,662
		입원 Inpatient	29,641	229,926	242,931	506	5,451
		외래 Outpatient	257,210	257,199	314,575	7,179	172,211
	한 의 원 Oriental clinic	소계 Subtotal	12,121,059	12,133,939	12,738,797	-	-
		입원 Inpatient	1,331	14,247	14,374	-	-
		외래 Outpatient	12,119,728	12,119,692	12,724,423	-	-
약 국 Pharmacy	소 계 Subtotal	소계 Subtotal	39,978,728	39,978,728	863,514,193	-	-
		처방 Prescription	39,884,433	39,884,433	863,213,656	-	-
		직접 Without prescription	94,295	94,295	300,537	-	-

주: 진료일 기준

비용 현황(65~69세)

the type of institution (Ages 65~69)

(단위 : 건, 일, 회, 원)
Unit : Claim, Day, Time, KRW

요양급여비용 (천 원) Medical Expenses (KRW 1,000)		원외 처방률 Prescription rate (%)	원외처방 횟수당 처방일수 Prescription days per prescription time	건당 내원일수 Visits per Claim	건당 요양급여비용 Medical Expenses per claim	건당급여비 Benefit per claim	일당요양급여비용 Medical Expenses per day	
계 Total	급여비 Benefit						내원 Visit	요양 Reimbursed
7,628,080,153	5,826,494,227	-	-	1.08	64,135	48,988	59,532	7,622
5,825,839,713	4,516,105,346	-	-	1.12	73,783	57,195	66,085	42,420
2,591,769,986	2,131,951,466	-	-	9.14	2,233,233	1,837,025	244,328	148,837
3,234,069,727	2,384,153,880	52.18	21.53	1.00	41,570	30,645	41,704	26,968
1,427,161,654	1,148,470,332	-	71.03	1.30	323,368	260,222	249,639	107,947
922,468,698	796,280,268	-	26.15	6.08	3,552,766	3,066,768	584,556	232,975
504,692,956	352,190,064	47.48	71.12	1.00	121,502	84,788	121,941	54,494
1,236,200,045	948,804,840	-	44.08	1.32	185,384	142,285	140,892	49,893
806,057,001	664,623,627	-	17.58	7.78	2,584,286	2,130,839	332,241	164,549
430,143,044	284,181,212	57.17	44.14	1.00	67,671	44,708	67,761	21,639
586,505,791	432,733,836	-	21.98	1.50	137,300	101,303	91,363	55,325
411,179,452	318,857,342	-	14.15	10.71	1,857,255	1,440,245	173,441	102,273
175,326,339	113,876,493	62.72	21.99	1.00	43,287	28,116	43,303	26,643
332,600,612	258,184,872	-	25.20	7.53	668,381	518,838	88,717	68,209
317,448,893	246,205,030	-	21.22	16.40	1,503,535	1,166,102	91,678	88,430
15,151,719	11,979,842	34.81	25.21	1.00	52,888	41,817	52,912	11,779
1,262,895,666	1,011,891,004	-	15.92	1.01	29,295	23,473	29,070	22,834
113,211,901	89,614,229	-	9.47	4.18	905,319	716,616	216,496	165,847
1,149,683,765	922,276,775	70.49	15.92	1.00	26,747	21,456	26,786	21,047
38,962,451	24,449,632	-	5.39	0.97	126,455	79,353	130,745	130,017
491,305	403,594	-	11.17	5.84	1,889,633	1,552,286	323,440	162,093
38,471,147	24,046,037	24.30	5.39	0.96	124,966	78,109	129,758	129,689
622,232,961	416,203,482	-	3.38	0.97	111,055	74,283	114,121	114,026
-	-	-	-	-	-	-	-	-
622,232,961	416,203,482	24.40	3.38	0.97	111,055	74,283	114,121	114,026
-	-	-	-	-	-	-	-	-
-	-	-	-	-	-	-	-	-
-	-	-	-	-	-	-	-	-
1,709,161	1,332,005	-	28.43	1.02	28,786	22,434	28,111	8,641
134,499	111,501	-	6.94	8.88	743,091	616,027	83,696	61,697
1,574,661	1,220,504	64.02	28.44	1.00	26,602	20,619	26,602	8,050
4,007,319	3,342,900	-	47.90	1.00	5,124	4,275	5,124	4,176
-	-	-	-	-	-	-	-	-
4,007,319	3,342,900	54.88	47.90	1.00	5,124	4,275	5,124	4,176
8,374,170	6,105,809	-	45.17	1.00	22,008	16,046	22,008	1,815
-	-	-	-	-	-	-	-	-
8,374,170	6,105,809	25.18	45.17	1.00	22,008	16,046	22,008	1,815
6,561,666	5,237,683	-	-	1.00	14,311	11,423	14,307	1,760
-	-	-	-	-	-	-	-	-
6,561,666	5,237,683	-	-	1.00	14,311	11,423	14,307	1,760
27,370,986	19,866,300	-	23.12	1.70	95,419	69,257	56,189	49,095
20,015,228	15,272,687	-	10.77	7.76	675,255	515,255	87,051	82,391
7,355,757	4,593,612	2.79	23.99	1.00	28,598	17,859	28,599	23,383
271,257,232	239,482,653	-	-	1.00	22,379	19,758	22,355	21,294
763,008	583,186	-	-	10.70	573,260	438,156	53,556	53,083
270,494,223	238,899,467	-	-	1.00	22,319	19,712	22,319	21,258
1,802,240,440	1,310,388,881	-	-	1.00	45,080	32,777	45,080	2,087
1,801,617,698	1,310,010,330	-	-	1.00	45,171	32,845	45,171	2,087
622,741	378,551	-	-	1.00	6,604	4,015	6,604	2,072

Note: Based on the date of service provided

제Ⅲ-15-15표

Table Ⅲ-15-15

요양기관종별 요양급여

Current status of benefit cost by

구 분 Division			청 구 건 수 Claims	일 수 Number of Days		원외처방횟수 Prescription times	원외처방일수 Prescription days
				내 원 Visit	요 양 Reimbursed		
총 계 Total			104,540,598	114,986,405	888,495,735	-	-
의 료 기 관 Medical Insti- tution	소 계 Subtotal	소계 Subtotal	70,146,932	80,592,739	144,309,805	35,233,813	763,633,089
		입원 Inpatient	1,165,510	11,797,689	18,110,868	19,541	348,259
		외래 Outpatient	68,981,422	68,795,050	126,198,937	35,214,272	763,284,830
	상급종합병원 Tertiary hospital	소계 Subtotal	3,816,289	5,097,150	11,746,116	1,754,274	124,784,488
		입원 Inpatient	238,909	1,532,959	3,674,481	3,518	94,619
		외래 Outpatient	3,577,380	3,564,191	8,071,635	1,750,756	124,689,869
	종 합 병 원 General hospital	소계 Subtotal	6,695,077	9,044,196	39,279,632	3,470,961	153,413,360
		입원 Inpatient	311,147	2,668,384	5,176,995	8,540	156,403
		외래 Outpatient	6,383,930	6,375,812	34,102,637	3,462,421	153,256,957
	병 원 Hospital	소계 Subtotal	3,387,149	5,298,036	9,122,091	2,029,156	45,369,609
		입원 Inpatient	183,179	2,095,495	3,476,848	3,847	59,361
		외래 Outpatient	3,203,970	3,202,541	5,645,243	2,025,309	45,310,248
	요 양 병 원 Healthcare Institute	소계 Subtotal	551,457	5,211,517	6,198,067	88,830	2,266,565
		입원 Inpatient	300,782	4,960,973	5,112,119	280	6,596
		외래 Outpatient	250,675	250,544	1,085,948	88,550	2,259,969
	의 원 Clinic	소계 Subtotal	38,218,075	38,462,005	49,010,238	26,272,255	408,539,026
		입원 Inpatient	115,253	406,349	525,367	3,005	27,436
		외래 Outpatient	38,102,822	38,055,656	48,484,871	26,269,250	408,511,590
	치 과 병 원 Dental hospital	소계 Subtotal	207,112	201,280	202,554	47,839	280,696
		입원 Inpatient	210	1,651	2,753	31	220
		외래 Outpatient	206,902	199,629	199,801	47,808	280,476
	치 과 의 원 Dental clinic	소계 Subtotal	4,160,754	4,051,602	4,054,594	980,139	3,269,103
		입원 Inpatient	2	-	-	1	2
		외래 Outpatient	4,160,752	4,051,602	4,054,594	980,138	3,269,101
	조 산 원 Midwifery clinic	소계 Subtotal	-	-	-	-	-
		입원 Inpatient	-	-	-	-	-
		외래 Outpatient	-	-	-	-	-
	보건의료원 Hospitalized health center	소계 Subtotal	70,588	72,569	227,015	43,752	1,225,205
		입원 Inpatient	293	2,274	3,444	25	384
		외래 Outpatient	70,295	70,295	223,571	43,727	1,224,821
	보 건 소 Health center	소계 Subtotal	871,394	871,394	1,111,250	442,481	20,198,641
		입원 Inpatient	-	-	-	-	-
		외래 Outpatient	871,394	871,394	1,111,250	442,481	20,198,641
	보 건 지 소 Health subcenter	소계 Subtotal	456,858	456,858	6,575,226	98,551	4,150,762
		입원 Inpatient	-	-	-	-	-
		외래 Outpatient	456,858	456,858	6,575,226	98,551	4,150,762
	보건진료소 Primary health care post	소계 Subtotal	527,274	527,426	4,925,681	-	-
		입원 Inpatient	-	-	-	-	-
		외래 Outpatient	527,274	527,426	4,925,681	-	-
	한 방 병 원 Oriental hospital	소계 Subtotal	199,027	308,508	360,465	5,575	135,634
		입원 Inpatient	15,219	124,731	133,914	294	3,238
		외래 Outpatient	183,808	183,777	226,551	5,281	132,396
	한 의 원 Oriental clinic	소계 Subtotal	10,985,878	10,990,198	11,496,876	-	-
		입원 Inpatient	516	4,873	4,947	-	-
		외래 Outpatient	10,985,362	10,985,325	11,491,929	-	-
약 국 Pharmacy	소계 Subtotal	소계 Subtotal	34,393,666	34,393,666	744,185,930	-	-
		처방 Prescription	34,334,701	34,334,701	743,997,260	-	-
		직접 Without prescription	58,965	58,965	188,670	-	-

주: 진료일 기준

비용 현황(70~74세)

the type of institution (Ages 70~74)

(단위 : 건, 일, 회, 원)

Unit : Claim, Day, Time, KRW

요양급여비용 (천 원) Medical Expenses (KRW 1,000)		원외 처방률 Prescription rate (%)	원외처방 횟수당 처방일수 Prescription days per prescription time	건당 내원일수 Visits per Claim	건당 요양급여비용 Medical Expenses per claim	건당급여비 Benefit per claim	일당요양급여비용 Medical Expenses per day	
계 Total	급여비 Benefit						내원 Visit	요양 Reimbursed
7,045,378,454	5,415,094,402	-	-	1.10	67,394	51,799	61,271	7,930
5,445,443,030	4,251,474,030	-	-	1.15	77,629	60,608	67,567	37,734
2,704,499,910	2,215,449,375	-	-	10.12	2,320,443	1,900,841	229,240	149,330
2,740,943,121	2,036,024,656	51.19	21.68	1.00	39,735	29,516	39,842	21,719
1,299,585,011	1,048,015,855	-	71.13	1.34	340,536	274,616	254,963	110,640
874,917,542	752,201,583	-	26.90	6.42	3,662,137	3,148,486	570,738	238,106
424,667,469	295,814,272	49.12	71.22	1.00	118,709	82,690	119,148	52,612
1,296,376,519	997,549,383	-	44.20	1.35	193,631	148,997	143,338	33,004
873,353,180	720,158,062	-	18.31	8.58	2,806,883	2,314,527	327,297	168,699
423,023,339	277,391,322	54.31	44.26	1.00	66,264	43,451	66,348	12,404
527,525,093	393,257,799	-	22.36	1.56	155,743	116,103	99,570	57,829
381,979,479	297,244,224	-	15.43	11.44	2,085,280	1,622,698	182,286	109,864
145,545,614	96,013,575	63.24	22.37	1.00	45,427	29,967	45,447	25,782
469,156,142	362,553,697	-	25.52	9.45	850,757	657,447	90,023	75,694
455,576,084	351,786,354	-	23.56	16.49	1,514,639	1,169,572	91,832	89,117
13,580,058	10,767,343	35.34	25.52	1.00	54,174	42,953	54,202	12,505
1,093,246,620	883,232,642	-	15.55	1.01	28,605	23,110	28,424	22,306
106,201,641	84,448,411	-	9.13	3.53	921,465	732,722	261,356	202,148
987,044,979	798,784,231	69.03	15.55	1.00	25,905	20,964	25,937	20,358
25,312,686	16,088,649	-	5.87	0.97	122,217	77,681	125,759	124,968
499,576	426,338	-	7.10	7.86	2,378,935	2,030,179	302,590	181,466
24,813,110	15,662,311	23.95	5.87	0.96	119,927	75,699	124,296	124,189
447,454,672	302,283,692	-	3.34	0.97	107,542	72,651	110,439	110,357
73	58	-	2.00	-	36,420	29,140	-	-
447,454,600	302,283,634	24.19	3.34	0.97	107,542	72,651	110,439	110,357
-	-	-	-	-	-	-	-	-
-	-	-	-	-	-	-	-	-
-	-	-	-	-	-	-	-	-
2,061,443	1,604,232	-	28.00	1.03	29,204	22,727	28,407	9,081
193,383	153,127	-	15.36	7.76	660,009	522,617	85,041	56,151
1,868,060	1,451,106	62.20	28.01	1.00	26,575	20,643	26,575	8,356
4,515,399	3,734,770	-	45.65	1.00	5,182	4,286	5,182	4,063
-	-	-	-	-	-	-	-	-
4,515,399	3,734,770	50.78	45.65	1.00	5,182	4,286	5,182	4,063
11,663,900	8,439,213	-	42.12	1.00	25,531	18,472	25,531	1,774
-	-	-	-	-	-	-	-	-
11,663,900	8,439,213	21.57	42.12	1.00	25,531	18,472	25,531	1,774
8,418,015	6,594,808	-	-	1.00	15,965	12,507	15,961	1,709
-	-	-	-	-	-	-	-	-
8,418,015	6,594,808	-	-	1.00	15,965	12,507	15,961	1,709
16,805,700	12,167,312	-	24.33	1.55	84,439	61,134	54,474	46,622
11,490,678	8,811,029	-	11.01	8.20	755,022	578,949	92,124	85,806
5,315,022	3,356,283	2.87	25.07	1.00	28,916	18,260	28,921	23,461
243,321,830	215,951,977	-	-	1.00	22,149	19,657	22,140	21,164
288,274	220,189	-	-	9.44	558,671	426,723	59,157	58,273
243,033,556	215,731,788	-	-	1.00	22,123	19,638	22,123	21,148
1,599,935,424	1,163,620,372	-	-	1.00	46,518	33,832	46,518	2,150
1,599,551,403	1,163,386,149	-	-	1.00	46,587	33,884	46,587	2,150
384,021	234,223	-	-	1.00	6,513	3,972	6,513	2,035

Note: Based on the date of service provided

제Ⅲ-15-16표
Table Ⅲ-15-16

요양기관종별 요양급여
Current status of benefit cost by

구 분 Division			청 구 건 수 Claims	일 수 Number of Days		원외처방횟수 Prescription times	원외처방일수 Prescription days
				내 원 Visit	요 양 Reimbursed		
총 계 Total			98,500,419	114,881,389	850,871,566	-	-
의 료 기 관 Medical Insti- tution	소 계 Subtotal	소계 Subtotal	65,439,607	81,820,577	136,868,861	33,425,970	719,239,009
		입원 Inpatient	1,527,988	18,062,962	24,590,720	20,563	365,776
		외래 Outpatient	63,911,619	63,757,615	112,278,141	33,405,407	718,873,233
	상급종합병원 Tertiary hospital	소계 Subtotal	3,449,380	4,813,633	11,215,328	1,681,273	119,809,458
		입원 Inpatient	235,705	1,611,952	3,641,295	3,231	90,271
		외래 Outpatient	3,213,675	3,201,681	7,574,033	1,678,042	119,719,187
	중 합 병 원 General hospital	소계 Subtotal	5,557,754	8,274,689	23,212,903	3,220,214	144,167,627
		입원 Inpatient	337,651	3,061,874	5,749,269	9,530	169,431
		외래 Outpatient	5,220,103	5,212,815	17,463,634	3,210,684	143,998,196
	병 원 Hospital	소계 Subtotal	2,916,972	4,941,741	9,099,723	1,786,887	40,588,728
		입원 Inpatient	190,062	2,216,121	3,653,091	4,336	62,280
		외래 Outpatient	2,726,910	2,725,620	5,446,632	1,782,551	40,526,448
	요 양 병 원 Healthcare Institute	소계 Subtotal	920,667	10,953,144	12,238,986	113,361	2,938,799
		입원 Inpatient	637,767	10,670,391	10,925,255	460	9,807
		외래 Outpatient	282,900	282,753	1,313,731	112,901	2,928,992
	의 원 Clinic	소계 Subtotal	36,899,854	37,137,467	48,219,859	25,158,497	382,561,619
		입원 Inpatient	112,585	386,058	495,301	2,627	29,213
		외래 Outpatient	36,787,269	36,751,409	47,724,558	25,155,870	382,532,406
	치 과 병 원 Dental hospital	소계 Subtotal	148,170	144,412	145,987	35,223	227,802
		입원 Inpatient	225	1,453	2,686	17	163
		외래 Outpatient	147,945	142,959	143,301	35,206	227,639
	치 과 의 원 Dental clinic	소계 Subtotal	3,381,597	3,288,913	3,291,138	788,511	2,579,005
		입원 Inpatient	1	-	-	1	5
		외래 Outpatient	3,381,596	3,288,913	3,291,138	788,510	2,579,000
	조 산 원 Midwifery clinic	소계 Subtotal	-	-	-	-	-
		입원 Inpatient	-	-	-	-	-
		외래 Outpatient	-	-	-	-	-
	보건의료원 Hospitalized health center	소계 Subtotal	83,819	86,959	236,319	52,899	1,438,774
		입원 Inpatient	469	3,610	5,298	69	892
		외래 Outpatient	83,350	83,349	231,021	52,830	1,437,882
	보 건 소 Health center	소계 Subtotal	891,469	891,469	1,163,086	458,437	19,888,788
		입원 Inpatient	-	-	-	-	-
		외래 Outpatient	891,469	891,469	1,163,086	458,437	19,888,788
	보 건 지 소 Health subcenter	소계 Subtotal	648,167	648,167	10,247,466	125,258	4,910,715
		입원 Inpatient	-	-	-	-	-
		외래 Outpatient	648,167	648,167	10,247,466	125,258	4,910,715
	보건진료소 Primary health care post	소계 Subtotal	741,094	741,362	7,419,962	-	-
		입원 Inpatient	-	-	-	-	-
		외래 Outpatient	741,094	741,362	7,419,962	-	-
	한 방 병 원 Oriental hospital	소계 Subtotal	160,089	255,798	303,842	5,410	127,694
		입원 Inpatient	13,234	108,949	115,964	292	3,714
		외래 Outpatient	146,855	146,849	187,878	5,118	123,980
	한 의 원 Oriental clinic	소계 Subtotal	9,640,575	9,642,823	10,074,262	-	-
		입원 Inpatient	289	2,554	2,561	-	-
		외래 Outpatient	9,640,286	9,640,269	10,071,701	-	-
약 국 Pharmacy	소계 Subtotal	처방 Prescription	33,014,423	33,014,423	713,853,687	-	-
		직접 Without prescription	46,389	46,389	149,018	-	-

주: 진료일 기준

비용 현황(75~79세)

the type of institution (Ages 75~79)

(단위 : 건, 일, 회, 원)
Unit : Claim, Day, Time, KRW

요양급여비용 (천 원) Medical Expenses (KRW 1,000)		원외 처방률 Prescription rate (%)	원외처방 횟수당 처방일수 Prescription days per prescription time	건당 내원일수 Visits per Claim	건당 요양급여비용 Medical Expenses per claim	건당급여비 Benefit per claim	일당요양급여비용 Medical Expenses per day	
계 Total	급여비 Benefit						내원 Visit	요양 Reimbursed
7,355,505,624	5,683,154,635	-	-	1.17	74,675	57,697	64,027	8,645
5,753,780,394	4,510,784,845	-	-	1.25	87,925	68,931	70,322	42,039
3,352,360,878	2,708,562,705	-	-	11.82	2,193,971	1,772,633	185,593	136,326
2,401,419,516	1,802,222,141	52.39	21.52	1.00	37,574	28,199	37,665	21,388
1,244,946,888	997,675,734	-	71.26	1.40	360,919	289,233	258,629	111,004
889,476,752	755,788,692	-	27.94	6.84	3,773,686	3,206,503	551,801	244,275
355,470,136	241,887,042	52.41	71.34	1.00	110,612	75,268	111,026	46,933
1,357,563,258	1,063,911,464	-	44.77	1.49	244,265	191,428	164,062	58,483
1,013,403,097	834,058,884	-	17.78	9.07	3,001,333	2,470,180	330,975	176,266
344,160,160	229,852,579	61.59	44.85	1.00	65,930	44,032	66,022	19,707
518,977,673	390,008,938	-	22.71	1.69	177,917	133,703	105,019	57,032
391,953,268	305,284,131	-	14.36	11.66	2,062,239	1,606,234	176,865	107,294
127,024,406	84,724,807	65.40	22.74	1.00	46,582	31,070	46,604	23,322
957,334,387	733,617,509	-	25.92	11.90	1,039,827	796,833	87,403	78,220
943,070,405	722,409,505	-	21.32	16.73	1,478,707	1,132,717	88,382	86,320
14,263,982	11,208,004	39.93	25.94	1.00	50,421	39,618	50,447	10,858
1,020,353,801	830,909,115	-	15.21	1.01	27,652	22,518	27,475	21,160
103,232,603	82,390,563	-	11.12	3.43	916,930	731,808	267,402	208,424
917,121,198	748,518,552	68.45	15.21	1.00	24,930	20,347	24,955	19,217
17,633,295	11,389,883	-	6.47	0.97	119,007	76,870	122,104	120,787
469,282	393,716	-	9.59	6.46	2,085,696	1,749,850	322,974	174,714
17,164,013	10,996,166	24.63	6.47	0.97	116,016	74,326	120,062	119,776
371,716,772	254,505,026	-	3.27	0.97	109,923	75,262	113,021	112,945
1,108	554	-	5.00	-	1,108,260	554,130	-	-
371,715,664	254,504,472	23.97	3.27	0.97	109,923	75,262	113,021	112,944
-	-	-	-	-	-	-	-	-
-	-	-	-	-	-	-	-	-
-	-	-	-	-	-	-	-	-
2,439,722	1,903,988	-	27.20	1.04	29,107	22,715	28,056	10,324
293,245	232,442	-	12.93	7.70	625,255	495,613	81,231	55,350
2,146,477	1,671,545	63.38	27.22	1.00	25,753	20,055	25,753	9,291
4,666,083	3,858,801	-	43.38	1.00	5,234	4,329	5,234	4,012
-	-	-	-	-	-	-	-	-
4,666,083	3,858,801	51.42	43.38	1.00	5,234	4,329	5,234	4,012
17,991,173	12,997,703	-	39.20	1.00	27,757	20,053	27,757	1,756
-	-	-	-	-	-	-	-	-
17,991,173	12,997,703	19.32	39.20	1.00	27,757	20,053	27,757	1,756
12,512,807	9,729,380	-	-	1.00	16,884	13,128	16,878	1,686
-	-	-	-	-	-	-	-	-
12,512,807	9,729,380	-	-	1.00	16,884	13,128	16,878	1,686
14,582,806	10,619,741	-	23.60	1.60	91,092	66,336	57,009	47,995
10,302,345	7,883,208	-	12.72	8.23	778,475	595,678	94,561	88,841
4,280,461	2,736,532	3.49	24.22	1.00	29,148	18,634	29,149	22,783
213,061,729	189,657,565	-	-	1.00	22,101	19,673	22,095	21,149
158,774	121,008	-	-	8.84	549,391	418,712	62,167	61,997
212,902,955	189,536,558	-	-	1.00	22,085	19,661	22,085	21,139
1,601,725,230	1,172,369,789	-	-	1.00	48,448	35,461	48,448	2,243
1,601,424,908	1,172,186,430	-	-	1.00	48,507	35,505	48,507	2,243
300,323	183,359	-	-	1.00	6,474	3,953	6,474	2,015

Note: Based on the date of service provided

제Ⅲ-15-17표

Table Ⅲ-15-17

요양기관종별 요양급여

Current status of benefit cost by

구 분 Division			청 구 건 수 Claims	일 수 Number of Days		원외처방횟수 Prescription times	원외처방일수 Prescription days
				내 원 Visit	요 양 Reimbursed		
총 계 Total			56,900,293	75,777,071	527,180,053	-	-
의 료 기 관 Medical Insti- tution	소 계 Subtotal	소계 Subtotal	37,582,377	56,459,155	93,607,587	19,478,638	435,331,339
		입원 Inpatient	1,492,348	20,446,258	24,933,614	14,997	264,174
		외래 Outpatient	36,090,029	36,012,897	68,673,973	19,463,641	435,067,165
	상급종합병원 Tertiary hospital	소계 Subtotal	1,863,109	2,738,456	6,586,480	957,295	69,293,120
		입원 Inpatient	144,189	1,026,138	2,201,645	1,758	50,977
		외래 Outpatient	1,718,920	1,712,318	4,384,835	955,537	69,242,143
	총 합 병 원 General hospital	소계 Subtotal	3,536,385	5,778,936	14,384,806	2,159,129	97,595,470
		입원 Inpatient	260,456	2,507,363	4,520,869	7,480	133,078
		외래 Outpatient	3,275,929	3,271,573	9,863,937	2,151,649	97,462,392
	병 원 Hospital	소계 Subtotal	1,770,122	3,212,737	6,331,176	1,113,442	26,429,724
		입원 Inpatient	133,568	1,577,085	2,531,433	3,428	51,819
		외래 Outpatient	1,636,554	1,635,652	3,799,743	1,110,014	26,377,905
	요 양 병 원 Healthcare Institute	소계 Subtotal	1,140,328	15,284,691	16,484,395	118,702	3,187,890
		입원 Inpatient	887,361	15,031,804	15,304,115	476	8,983
		외래 Outpatient	252,967	252,887	1,180,280	118,226	3,178,907
	의 원 Clinic	소계 Subtotal	21,048,511	21,200,187	28,301,096	14,362,266	222,388,941
		입원 Inpatient	57,862	225,598	289,659	1,600	16,383
		외래 Outpatient	20,990,649	20,974,589	28,011,437	14,360,666	222,372,558
	치 과 병 원 Dental hospital	소계 Subtotal	69,208	67,897	68,775	17,013	123,942
		입원 Inpatient	152	1,157	1,961	27	228
		외래 Outpatient	69,056	66,740	66,814	16,986	123,714
	치 과 의 원 Dental clinic	소계 Subtotal	1,645,445	1,598,471	1,599,530	374,921	1,210,514
		입원 Inpatient	-	-	-	-	-
		외래 Outpatient	1,645,445	1,598,471	1,599,530	374,921	1,210,514
	조 산 원 Midwifery clinic	소계 Subtotal	-	-	-	-	-
		입원 Inpatient	-	-	-	-	-
		외래 Outpatient	-	-	-	-	-
	보건의료원 Hospitalized health center	소계 Subtotal	55,304	59,064	157,299	35,825	1,001,718
		입원 Inpatient	451	4,211	6,142	82	958
		외래 Outpatient	54,853	54,853	151,157	35,743	1,000,760
	보 건 소 Health center	소계 Subtotal	491,012	491,012	666,311	253,821	10,778,500
		입원 Inpatient	-	-	-	-	-
		외래 Outpatient	491,012	491,012	666,311	253,821	10,778,500
	보 건 지 소 Health subcenter	소계 Subtotal	461,543	461,543	7,863,445	81,253	3,197,247
		입원 Inpatient	-	-	-	-	-
		외래 Outpatient	461,543	461,543	7,863,445	81,253	3,197,247
	보건진료소 Primary health care post	소계 Subtotal	551,775	551,960	5,872,056	-	-
		입원 Inpatient	-	-	-	-	-
		외래 Outpatient	551,775	551,960	5,872,056	-	-
	한 방 병 원 Oriental hospital	소계 Subtotal	87,365	150,574	181,754	4,971	124,273
		입원 Inpatient	8,123	71,353	76,235	146	1,748
		외래 Outpatient	79,242	79,221	105,519	4,825	122,525
	한 의 원 Oriental clinic	소계 Subtotal	4,862,270	4,863,627	5,110,464	-	-
		입원 Inpatient	186	1,549	1,555	-	-
		외래 Outpatient	4,862,084	4,862,078	5,108,909	-	-
약 국 Pharmacy	소 계 Subtotal	소계 Subtotal	19,317,916	19,317,916	433,572,466	-	-
		처방 Prescription	19,294,076	19,294,076	433,495,738	-	-
		직접 Without prescription	23,840	23,840	76,728	-	-

주: 진료일 기준

비용 현황(80~84세)

the type of institution (Ages 80~84)

(단위 : 건, 일, 회, 원)

Unit : Claim, Day, Time, KRW

요 양 급 여 비 용 (천 원) Medical Expenses (KRW 1,000)		원 외 처방률 Prescription rate (%)	원외처방 횟 수 당 처방일수 Prescription days per prescription time	건 당 내원일수 Visits per Claim	건 당 요양급여비용 Medical Expenses per claim	건 당 급 여 비 Benefit per claim	일 당 요 양 급 여 비 용 Medical Expenses per day	
계 Total	급 여 비 Benefit						내 원 Visit	요 양 Reimbursed
5,221,632,215	4,017,390,812	-	-	1.33	91,768	70,604	68,908	9,905
4,221,424,260	3,287,996,554	-	-	1.50	112,325	87,488	74,770	45,097
2,933,295,072	2,322,852,570	-	-	13.70	1,965,557	1,556,509	143,464	117,644
1,288,129,187	965,143,983	54.05	22.35	1.00	35,692	26,743	35,769	18,757
717,609,674	566,870,339	-	72.38	1.47	385,168	304,260	262,049	108,952
545,057,671	454,461,947	-	29.00	7.12	3,780,161	3,151,849	531,174	247,568
172,552,003	112,408,392	55.80	72.46	1.00	100,384	65,395	100,771	39,352
999,002,997	784,214,701	-	45.20	1.63	282,493	221,756	172,870	69,448
797,760,032	651,402,289	-	17.79	9.63	3,062,936	2,501,007	318,167	176,462
201,242,965	132,812,412	65.77	45.30	1.00	61,431	40,542	61,513	20,402
330,012,708	249,647,210	-	23.74	1.81	186,435	141,034	102,720	52,125
256,427,360	200,138,006	-	15.12	11.81	1,919,826	1,498,398	162,596	101,297
73,585,348	49,509,204	67.86	23.76	1.00	44,964	30,252	44,988	19,366
1,284,931,984	977,565,626	-	26.86	13.40	1,126,809	857,267	84,067	77,948
1,273,787,966	968,958,823	-	18.87	16.94	1,435,479	1,091,956	84,740	83,232
11,144,018	8,606,804	46.75	26.89	1.00	44,053	34,023	44,067	9,442
554,575,369	454,229,398	-	15.48	1.01	26,347	21,580	26,159	19,596
52,508,501	41,922,955	-	10.24	3.90	907,478	724,533	232,753	181,277
502,066,869	412,306,443	68.47	15.48	1.00	23,919	19,642	23,937	17,924
8,159,626	5,367,090	-	7.29	0.98	117,900	77,550	120,177	118,642
355,261	301,454	-	8.44	7.61	2,337,240	1,983,250	307,053	181,163
7,804,366	5,065,636	25.45	7.28	0.97	113,015	73,355	116,937	116,807
182,311,863	126,378,702	-	3.23	0.97	110,798	76,805	114,054	113,978
-	-	-	-	-	-	-	-	-
182,311,863	126,378,702	23.45	3.23	0.97	110,798	76,805	114,054	113,978
-	-	-	-	-	-	-	-	-
-	-	-	-	-	-	-	-	-
-	-	-	-	-	-	-	-	-
1,728,561	1,357,751	-	27.96	1.07	31,256	24,551	29,266	10,989
324,012	259,474	-	11.68	9.34	718,430	575,331	76,944	52,753
1,404,549	1,098,276	65.16	28.00	1.00	25,606	20,022	25,606	9,292
2,598,816	2,145,679	-	42.46	1.00	5,293	4,370	5,293	3,900
-	-	-	-	-	-	-	-	-
2,598,816	2,145,679	51.69	42.46	1.00	5,293	4,370	5,293	3,900
13,678,820	9,864,924	-	39.35	1.00	29,637	21,374	29,637	1,740
-	-	-	-	-	-	-	-	-
13,678,820	9,864,924	17.60	39.35	1.00	29,637	21,374	29,637	1,740
9,794,570	7,572,592	-	-	1.00	17,751	13,724	17,745	1,668
-	-	-	-	-	-	-	-	-
9,794,570	7,572,592	-	-	1.00	17,751	13,724	17,745	1,668
9,388,761	6,922,131	-	25.00	1.72	107,466	79,232	62,353	51,656
6,974,746	5,331,296	-	11.97	8.78	858,642	656,321	97,750	91,490
2,414,015	1,590,835	6.09	25.39	1.00	30,464	20,076	30,472	22,878
107,630,511	95,860,411	-	-	1.00	22,136	19,715	22,130	21,061
99,523	76,327	-	-	8.33	535,070	410,360	64,250	64,002
107,530,988	95,784,084	-	-	1.00	22,116	19,700	22,116	21,048
1,000,207,956	729,394,258	-	-	1.00	51,776	37,757	51,776	2,307
1,000,053,406	729,299,947	-	-	1.00	51,832	37,799	51,832	2,307
154,550	94,311	-	-	1.00	6,483	3,956	6,483	2,014

Note: Based on the date of service provided

제Ⅲ-15-18표

Table Ⅲ-15-18

요양기관종별 요양급여

Current status of benefit cost by

구 분 Division			청 구 건 수 Claims	일 수 Number of Days		원외처방횟수 Prescription times	원외처방일수 Prescription days
				내 원 Visit	요 양 Reimbursed		
총 계 Total			27,341,429	51,080,171	294,767,655	-	-
의 료 기 관 Medical Insti- tution	소 계 Subtotal	소계 Subtotal	18,042,352	41,781,094	66,116,462	9,405,781	231,149,725
		입원 Inpatient	1,615,871	25,385,150	28,287,559	9,699	157,462
		외래 Outpatient	16,426,481	16,395,944	37,828,903	9,396,082	230,992,263
	상급종합병원 Tertiary hospital	소계 Subtotal	798,397	1,284,623	3,133,647	411,201	30,695,299
		입원 Inpatient	78,584	567,710	1,166,865	726	20,416
		외래 Outpatient	719,813	716,913	1,966,782	410,475	30,674,883
	중 합 병 원 General hospital	소계 Subtotal	2,230,490	4,061,096	11,301,911	1,367,660	61,003,802
		입원 Inpatient	195,915	2,028,781	3,475,140	5,242	86,825
		외래 Outpatient	2,034,575	2,032,315	7,826,771	1,362,418	60,916,977
	병 원 Hospital	소계 Subtotal	1,095,838	2,136,487	4,367,390	701,458	17,472,752
		입원 Inpatient	91,235	1,132,474	1,698,958	2,556	37,490
		외래 Outpatient	1,004,603	1,004,013	2,668,432	698,902	17,435,262
	요 양 병 원 Healthcare Institute	소계 Subtotal	1,482,931	21,746,593	23,012,647	142,215	3,767,580
		입원 Inpatient	1,223,683	21,487,386	21,741,353	349	4,338
		외래 Outpatient	259,248	259,207	1,271,294	141,866	3,763,242
	의 원 Clinic	소계 Subtotal	9,235,814	9,330,556	13,188,773	6,479,460	110,766,608
		입원 Inpatient	21,468	121,626	152,775	718	7,296
		외래 Outpatient	9,214,346	9,208,930	13,035,998	6,478,742	110,759,312
	치 과 병 원 Dental hospital	소계 Subtotal	25,263	24,725	25,038	6,153	42,333
		입원 Inpatient	57	364	659	7	94
		외래 Outpatient	25,206	24,361	24,379	6,146	42,239
	치 과 의 원 Dental clinic	소계 Subtotal	606,056	587,403	587,773	131,191	422,373
		입원 Inpatient	5	5	5	-	-
		외래 Outpatient	606,051	587,398	587,768	131,191	422,373
	조 산 원 Midwifery clinic	소계 Subtotal	-	-	-	-	-
		입원 Inpatient	-	-	-	-	-
		외래 Outpatient	-	-	-	-	-
	보건의료원 Hospitalized health center	소계 Subtotal	27,110	30,087	90,772	18,365	532,874
		입원 Inpatient	333	3,310	4,769	56	598
		외래 Outpatient	26,777	26,777	86,003	18,309	532,276
	보 건 소 Health center	소계 Subtotal	188,478	188,478	276,888	104,430	4,700,224
		입원 Inpatient	-	-	-	-	-
		외래 Outpatient	188,478	188,478	276,888	104,430	4,700,224
	보 건 지 소 Health subcenter	소계 Subtotal	225,545	225,545	4,460,654	38,011	1,602,809
		입원 Inpatient	-	-	-	-	-
		외래 Outpatient	225,545	225,545	4,460,654	38,011	1,602,809
	보건진료소 Primary health care post	소계 Subtotal	321,172	321,344	3,696,868	-	-
		입원 Inpatient	-	-	-	-	-
		외래 Outpatient	321,172	321,344	3,696,868	-	-
	한 방 병 원 Oriental hospital	소계 Subtotal	43,260	81,633	102,445	5,637	143,071
		입원 Inpatient	4,504	42,879	46,420	45	405
		외래 Outpatient	38,756	38,754	56,025	5,592	142,666
	한 의 원 Oriental clinic	소계 Subtotal	1,761,998	1,762,524	1,871,656	-	-
		입원 Inpatient	87	615	615	-	-
		외래 Outpatient	1,761,911	1,761,909	1,871,041	-	-
약 국 Pharmacy	소계 Subtotal	9,299,077	9,299,077	228,651,193	-	-	
	처방 Prescription	9,288,455	9,288,455	228,616,372	-	-	
	직접 Without prescription	10,622	10,622	34,821	-	-	

주: 진료일 기준

비용 현황(85세 이상)

the type of institution (Over Ages 85)

(단위 : 건, 일, 회, 원)

Unit : Claim, Day, Time, KRW

요 양 급 여 비 용 (천 원) Medical Expenses (KRW 1,000)		원 외 처방률 Prescription rate (%)	원외처방 횟 수 당 처방일수 Prescription days per prescription time	건 당 내원일수 Visits per Claim	건 당 요양급여비용 Medical Expenses per claim	건 당 급 여 비 Benefit per claim	일 당 요 양 급 여 비 용 Medical Expenses per day	
계 Total	급 여 비 Benefit						내 원 Visit	요 양 Reimbursed
3,895,575,932	2,958,200,583	-	-	1.87	142,479	108,195	76,264	13,216
3,367,880,685	2,580,728,364	-	-	2.32	186,665	143,037	80,608	50,939
2,808,022,865	2,168,497,244	-	-	15.71	1,737,777	1,341,999	110,617	99,267
559,857,819	412,231,120	57.31	24.58	1.00	34,083	25,096	34,146	14,800
347,965,054	271,823,675	-	74.65	1.61	435,830	340,462	270,869	111,042
284,633,144	233,079,605	-	28.12	7.22	3,622,024	2,965,993	501,371	243,930
63,331,910	38,744,069	57.26	74.73	1.00	87,984	53,825	88,340	32,201
715,031,540	559,633,403	-	44.60	1.82	320,572	250,902	176,069	63,266
604,326,139	488,952,380	-	16.56	10.36	3,084,634	2,495,737	297,876	173,900
110,705,402	70,681,023	67.04	44.71	1.00	54,412	34,740	54,473	14,144
200,742,953	152,028,566	-	24.91	1.95	183,187	138,733	93,959	45,964
160,575,032	124,958,232	-	14.67	12.41	1,760,016	1,369,630	141,791	94,514
40,167,921	27,070,334	69.61	24.95	1.00	39,984	26,946	40,007	15,053
1,742,102,365	1,308,143,694	-	26.49	14.66	1,174,770	882,134	80,109	75,702
1,733,891,385	1,302,173,157	-	12.43	17.56	1,416,945	1,064,143	80,693	79,751
8,210,979	5,970,537	54.73	26.53	1.00	31,672	23,030	31,677	6,459
227,254,324	186,359,929	-	17.10	1.01	24,606	20,178	24,356	17,231
19,949,389	15,791,313	-	10.16	5.67	929,262	735,574	164,022	130,580
207,304,935	170,568,616	70.35	17.10	1.00	22,498	18,511	22,511	15,902
3,078,768	2,060,971	-	6.88	0.98	121,869	81,581	124,520	122,964
106,361	88,132	-	13.43	6.39	1,865,979	1,546,168	292,200	161,397
2,972,407	1,972,839	25.23	6.87	0.97	117,925	78,269	122,015	121,925
71,337,133	49,962,565	-	3.22	0.97	117,707	82,439	121,445	121,369
2,614	1,830	-	-	1.00	522,864	366,010	522,864	522,864
71,334,519	49,960,735	22.33	3.22	0.97	117,704	82,437	121,442	121,365
-	-	-	-	-	-	-	-	-
-	-	-	-	-	-	-	-	-
-	-	-	-	-	-	-	-	-
972,222	756,004	-	29.02	1.11	35,862	27,887	32,314	10,711
270,449	211,664	-	10.68	9.94	812,160	635,627	81,707	56,710
701,772	544,340	68.38	29.07	1.00	26,208	20,329	26,208	8,160
1,038,251	858,851	-	45.01	1.00	5,509	4,557	5,509	3,750
-	-	-	-	-	-	-	-	-
1,038,251	858,851	55.41	45.01	1.00	5,509	4,557	5,509	3,750
7,638,243	5,488,922	-	42.17	1.00	33,866	24,336	33,866	1,712
-	-	-	-	-	-	-	-	-
7,638,243	5,488,922	16.85	42.17	1.00	33,866	24,336	33,866	1,712
6,084,827	4,674,246	-	-	1.00	18,946	14,554	18,936	1,646
-	-	-	-	-	-	-	-	-
6,084,827	4,674,246	-	-	1.00	18,946	14,554	18,936	1,646
5,549,085	4,140,613	-	25.38	1.89	128,273	95,715	67,976	54,166
4,228,528	3,210,206	-	9.00	9.52	938,838	712,746	98,615	91,093
1,320,557	930,407	14.43	25.51	1.00	34,074	24,007	34,075	23,571
39,085,919	34,796,926	-	-	1.00	22,183	19,749	22,176	20,883
39,824	30,725	-	-	7.07	457,748	353,163	64,755	64,755
39,046,095	34,766,201	-	-	1.00	22,161	19,732	22,161	20,869
527,695,247	377,472,219	-	-	1.00	56,747	40,592	56,747	2,308
527,625,549	377,429,639	-	-	1.00	56,804	40,634	56,804	2,308
69,698	42,580	-	-	1.00	6,562	4,009	6,562	2,002

Note: Based on the date of service provided

제Ⅲ-16표
Table Ⅲ-16

월별 요양급여비용
Current status of monthly

구 분	청 구 건 수 Claims	일 수 Number of Days		요 양 급 여 비 용 (천 원) Medical Expenses (KRW 1,000)	
		내 원 Visit	요 양 Reimbursed	계 Total	급 여 비 Benefit
계	1,435,285,331	1,563,809,585	9,020,676,738	77,816,770,982	58,696,340,115
1 월	130,901,981	143,411,237	776,540,172	7,045,856,628	5,338,403,302
2 월	102,789,720	112,493,593	665,341,019	5,589,957,062	4,221,676,678
3 월	121,065,469	131,761,577	758,579,874	6,471,116,358	4,876,384,232
4 월	122,754,553	133,321,011	740,349,310	6,432,260,886	4,851,854,679
5 월	121,889,591	132,728,983	762,120,545	6,523,693,003	4,923,820,968
6 월	114,126,452	124,515,847	721,614,250	6,218,289,814	4,687,744,233
7 월	115,340,689	126,529,385	754,513,096	6,679,897,651	5,041,010,621
8 월	111,911,642	122,997,025	743,415,166	6,536,767,595	4,934,670,253
9 월	109,635,136	119,684,269	701,796,277	5,962,777,858	4,503,877,333
10 월	125,165,891	135,931,101	806,815,322	6,850,119,055	5,167,697,044
11 월	126,762,996	137,212,210	784,144,114	6,760,043,101	5,090,373,405
12 월	132,941,211	143,223,347	805,447,593	6,745,991,970	5,058,827,366
입 원	16,274,912	145,923,296	218,764,343	28,812,031,727	23,564,587,371
1 월	1,619,731	14,223,796	21,955,651	2,839,830,239	2,336,396,593
2 월	1,251,803	11,039,827	16,463,899	2,097,979,862	1,720,687,378
3 월	1,343,022	12,143,500	18,067,096	2,360,406,837	1,936,881,710
4 월	1,339,022	12,012,543	18,099,942	2,362,553,997	1,941,138,753
5 월	1,361,937	12,288,624	18,477,098	2,395,943,924	1,966,745,131
6 월	1,298,853	11,766,733	17,550,422	2,265,977,210	1,856,088,169
7 월	1,399,295	12,693,370	19,123,031	2,536,581,837	2,067,313,063
8 월	1,375,421	12,554,863	18,809,364	2,477,745,682	2,019,917,496
9 월	1,238,587	11,370,045	16,897,213	2,208,551,343	1,801,561,908
10 월	1,323,694	12,189,931	18,276,152	2,492,076,541	2,031,860,994
11 월	1,323,452	11,870,782	17,793,221	2,437,420,075	1,987,554,373
12 월	1,400,095	11,769,282	17,251,254	2,336,964,181	1,898,441,804
외 래	1,419,010,419	1,417,886,289	8,801,912,395	49,004,739,255	35,131,752,744
1 월	129,282,250	129,187,441	754,584,521	4,206,026,388	3,002,006,709
2 월	101,537,917	101,453,766	648,877,120	3,491,977,199	2,500,989,300
3 월	119,722,447	119,618,077	740,512,778	4,110,709,522	2,939,502,522
4 월	121,415,531	121,308,468	722,249,368	4,069,706,890	2,910,715,926
5 월	120,527,654	120,440,359	743,643,447	4,127,749,080	2,957,075,837
6 월	112,827,599	112,749,114	704,063,828	3,952,312,604	2,831,656,064
7 월	113,941,394	113,836,015	735,390,065	4,143,315,814	2,973,697,558
8 월	110,536,221	110,442,162	724,605,802	4,059,021,913	2,914,752,757
9 월	108,396,549	108,314,224	684,899,064	3,754,226,515	2,702,315,425
10 월	123,842,197	123,741,170	788,539,170	4,358,042,514	3,135,836,050
11 월	125,439,544	125,341,428	766,350,893	4,322,623,026	3,102,819,032
12 월	131,541,116	131,454,065	788,196,339	4,409,027,790	3,160,385,562

주: 1) 진료일 기준
2) 외래실적에 약국 실적을 포함함

현황(계)

benefit cost (Total)

(단위 : 건, 일, 원)

Unit : Claim, Day, KRW

건 당 일 수 Days per claim		건 당 요양급여비용 Medical Expenses per claim	건 당 급 여 비 Benefit per claim	일 당 요 양 급 여 비 용 Medical Expenses per day		일 당 급 여 비 Benefit per day		Division
내 원 Visit	요 양 Reimbursed			내 원 Visit	요 양 Reimbursed	내 원 Visit	요 양 Reimbursed	
1.09	6.28	54,217	40,895	49,761	8,626	37,534	6,507	Total
1.10	5.93	53,825	40,782	49,130	9,073	37,224	6,875	Jan.
1.09	6.47	54,382	41,071	49,691	8,402	37,528	6,345	Feb.
1.09	6.27	53,451	40,279	49,112	8,531	37,009	6,428	Mar.
1.09	6.03	52,399	39,525	48,246	8,688	36,392	6,553	Apr.
1.09	6.25	53,521	40,396	49,150	8,560	37,097	6,461	May
1.09	6.32	54,486	41,075	49,940	8,617	37,648	6,496	Jun.
1.10	6.54	57,914	43,705	52,793	8,853	39,841	6,681	Jul.
1.10	6.64	58,410	44,094	53,146	8,793	40,120	6,638	Aug.
1.09	6.40	54,387	41,081	49,821	8,496	37,631	6,418	Sep.
1.09	6.45	54,728	41,287	50,394	8,490	38,017	6,405	Oct.
1.08	6.19	53,328	40,157	49,267	8,621	37,099	6,492	Nov.
1.08	6.06	50,744	38,053	47,101	8,375	35,321	6,281	Dec.
8.97	13.44	1,770,334	1,447,909	197,446	131,704	161,486	107,717	Inpatient
8.78	13.56	1,753,273	1,442,460	199,653	129,344	164,260	106,414	Jan.
8.82	13.15	1,675,966	1,374,567	190,037	127,429	155,862	104,513	Feb.
9.04	13.45	1,757,534	1,442,182	194,376	130,647	159,499	107,205	Mar.
8.97	13.52	1,764,388	1,449,669	196,674	130,528	161,593	107,246	Apr.
9.02	13.57	1,759,218	1,444,079	194,973	129,671	160,046	106,442	May
9.06	13.51	1,744,599	1,429,021	192,575	129,112	157,740	105,757	Jun.
9.07	13.67	1,812,757	1,477,396	199,835	132,645	162,866	108,106	Jul.
9.13	13.68	1,801,445	1,468,581	197,353	131,729	160,887	107,389	Aug.
9.18	13.64	1,783,122	1,454,530	194,243	130,705	158,448	106,619	Sep.
9.21	13.81	1,882,668	1,534,993	204,437	136,357	166,684	111,176	Oct.
8.97	13.44	1,841,714	1,501,796	205,329	136,986	167,432	111,703	Nov.
8.41	12.32	1,669,147	1,355,938	198,565	135,466	161,305	110,047	Dec.
1.00	6.20	34,534	24,758	34,562	5,568	24,778	3,991	Outpatient
1.00	5.84	32,534	23,221	32,558	5,574	23,238	3,978	Jan.
1.00	6.39	34,391	24,631	34,419	5,382	24,652	3,854	Feb.
1.00	6.19	34,335	24,553	34,365	5,551	24,574	3,970	Mar.
1.00	5.95	33,519	23,973	33,548	5,635	23,994	4,030	Apr.
1.00	6.17	34,247	24,534	34,272	5,551	24,552	3,976	May
1.00	6.24	35,030	25,097	35,054	5,614	25,115	4,022	Jun.
1.00	6.45	36,364	26,098	36,397	5,634	26,123	4,044	Jul.
1.00	6.56	36,721	26,369	36,752	5,602	26,392	4,023	Aug.
1.00	6.32	34,634	24,930	34,661	5,481	24,949	3,946	Sep.
1.00	6.37	35,190	25,321	35,219	5,527	25,342	3,977	Oct.
1.00	6.11	34,460	24,736	34,487	5,641	24,755	4,049	Nov.
1.00	5.99	33,518	24,026	33,540	5,594	24,042	4,010	Dec.

Note: 1) Based on the date of service provided
2) Pharmacy sales are included in outpatient sales

제Ⅲ-16-1표
Table Ⅲ-16-1

월별 요양급여비용
Current status of monthly

구 분	청 구 건 수 Claims	일 수 Number of Days		요 양 급 여 비 용 (천 원) Medical Expenses (KRW 1,000)	
		내 원 Visit	요 양 Reimbursed	계 Total	급 여 비 Benefit
계	920,765,355	1,049,289,609	1,547,883,950	61,272,180,871	46,696,733,248
1 월	82,644,166	95,153,422	139,671,074	5,605,450,518	4,295,375,888
2 월	65,788,666	75,492,539	113,545,039	4,377,570,479	3,342,360,737
3 월	78,014,647	88,710,755	130,167,727	5,093,623,724	3,877,533,048
4 월	78,381,659	88,948,117	129,695,025	5,067,389,375	3,861,254,111
5 월	78,293,642	89,133,034	131,977,848	5,126,466,773	3,909,240,803
6 월	74,430,877	84,820,272	124,789,788	4,908,374,106	3,737,624,191
7 월	75,693,994	86,882,690	129,552,711	5,325,323,598	4,058,132,414
8 월	73,599,740	84,685,123	126,954,686	5,200,553,377	3,964,956,663
9 월	70,110,043	80,159,176	118,676,950	4,676,655,086	3,571,163,518
10 월	80,051,635	90,816,845	134,781,538	5,371,844,298	4,093,976,857
11 월	80,632,945	91,082,159	133,105,126	5,303,634,849	4,034,282,251
12 월	83,123,341	93,405,477	134,966,438	5,215,294,687	3,950,832,769
입 원	16,274,912	145,923,296	218,764,343	28,812,031,727	23,564,587,371
1 월	1,619,731	14,223,796	21,955,651	2,839,830,239	2,336,396,593
2 월	1,251,803	11,039,827	16,463,899	2,097,979,862	1,720,687,378
3 월	1,343,022	12,143,500	18,067,096	2,360,406,837	1,936,881,710
4 월	1,339,022	12,012,543	18,099,942	2,362,553,997	1,941,138,753
5 월	1,361,937	12,288,624	18,477,098	2,395,943,924	1,966,745,131
6 월	1,298,853	11,766,733	17,550,422	2,265,977,210	1,856,088,169
7 월	1,399,295	12,693,370	19,123,031	2,536,581,837	2,067,313,063
8 월	1,375,421	12,554,863	18,809,364	2,477,745,682	2,019,917,496
9 월	1,238,587	11,370,045	16,897,213	2,208,551,343	1,801,561,908
10 월	1,323,694	12,189,931	18,276,152	2,492,076,541	2,031,860,994
11 월	1,323,452	11,870,782	17,793,221	2,437,420,075	1,987,554,373
12 월	1,400,095	11,769,282	17,251,254	2,336,964,181	1,898,441,804
외 래	904,490,443	903,366,313	1,329,119,607	32,460,149,144	23,132,145,877
1 월	81,024,435	80,929,626	117,715,423	2,765,620,279	1,958,979,295
2 월	64,536,863	64,452,712	97,081,140	2,279,590,617	1,621,673,359
3 월	76,671,625	76,567,255	112,100,631	2,733,216,888	1,940,651,338
4 월	77,042,637	76,935,574	111,595,083	2,704,835,379	1,920,115,358
5 월	76,931,705	76,844,410	113,500,750	2,730,522,850	1,942,495,673
6 월	73,132,024	73,053,539	107,239,366	2,642,396,896	1,881,536,021
7 월	74,294,699	74,189,320	110,429,680	2,788,741,761	1,990,819,350
8 월	72,224,319	72,130,260	108,145,322	2,722,807,694	1,945,039,166
9 월	68,871,456	68,789,131	101,779,737	2,468,103,742	1,769,601,610
10 월	78,727,941	78,626,914	116,505,386	2,879,767,757	2,062,115,863
11 월	79,309,493	79,211,377	115,311,905	2,866,214,775	2,046,727,878
12 월	81,723,246	81,636,195	117,715,184	2,878,330,506	2,052,390,965

주: 진료일 기준

현황(의료기관)

benefit cost (Medical Institution)

(단위 : 건, 일, 원)

Unit : Claim, Day, KRW

건 당 일 수 Days per claim		건 당 요양급여비용 Medical Expenses per claim	건 당 급 여 비 Benefit per claim	일 당 요 양 급 여 비 용 Medical Expenses per day		일 당 급 여 비 Benefit per day		Division
내 원 Visit	요 양 Reimbursed			내 원 Visit	요 양 Reimbursed	내 원 Visit	요 양 Reimbursed	
1.14	1.68	66,545	50,715	58,394	39,584	44,503	30,168	Total
1.15	1.69	67,826	51,974	58,910	40,133	45,142	30,754	Jan.
1.15	1.73	66,540	50,805	57,987	38,554	44,274	29,436	Feb.
1.14	1.67	65,291	49,703	57,418	39,131	43,710	29,789	Mar.
1.13	1.65	64,650	49,262	56,970	39,072	43,410	29,772	Apr.
1.14	1.69	65,477	49,931	57,515	38,843	43,858	29,620	May
1.14	1.68	65,945	50,216	57,868	39,333	44,065	29,951	Jun.
1.15	1.71	70,353	53,612	61,293	41,105	46,708	31,324	Jul.
1.15	1.72	70,660	53,872	61,410	40,964	46,820	31,231	Aug.
1.14	1.69	66,704	50,937	58,342	39,407	44,551	30,091	Sep.
1.13	1.68	67,105	51,142	59,150	39,856	45,079	30,375	Oct.
1.13	1.65	65,775	50,033	58,229	39,845	44,293	30,309	Nov.
1.12	1.62	62,742	47,530	55,835	38,641	42,298	29,273	Dec.
8.97	13.44	1,770,334	1,447,909	197,446	131,704	161,486	107,717	Inpatient
8.78	13.56	1,753,273	1,442,460	199,653	129,344	164,260	106,414	Jan.
8.82	13.15	1,675,966	1,374,567	190,037	127,429	155,862	104,513	Feb.
9.04	13.45	1,757,534	1,442,182	194,376	130,647	159,499	107,205	Mar.
8.97	13.52	1,764,388	1,449,669	196,674	130,528	161,593	107,246	Apr.
9.02	13.57	1,759,218	1,444,079	194,973	129,671	160,046	106,442	May
9.06	13.51	1,744,599	1,429,021	192,575	129,112	157,740	105,757	Jun.
9.07	13.67	1,812,757	1,477,396	199,835	132,645	162,866	108,106	Jul.
9.13	13.68	1,801,445	1,468,581	197,353	131,729	160,887	107,389	Aug.
9.18	13.64	1,783,122	1,454,530	194,243	130,705	158,448	106,619	Sep.
9.21	13.81	1,882,668	1,534,993	204,437	136,357	166,684	111,176	Oct.
8.97	13.44	1,841,714	1,501,796	205,329	136,986	167,432	111,703	Nov.
8.41	12.32	1,669,147	1,355,938	198,565	135,466	161,305	110,047	Dec.
1.00	1.47	35,888	25,575	35,932	24,422	25,607	17,404	Outpatient
1.00	1.45	34,133	24,178	34,173	23,494	24,206	16,642	Jan.
1.00	1.50	35,322	25,128	35,368	23,481	25,161	16,704	Feb.
1.00	1.46	35,648	25,311	35,697	24,382	25,346	17,312	Mar.
1.00	1.45	35,108	24,923	35,157	24,238	24,957	17,206	Apr.
1.00	1.48	35,493	25,250	35,533	24,057	25,278	17,114	May
1.00	1.47	36,132	25,728	36,171	24,640	25,756	17,545	Jun.
1.00	1.49	37,536	26,796	37,590	25,254	26,834	18,028	Jul.
1.00	1.50	37,699	26,931	37,748	25,177	26,966	17,985	Aug.
1.00	1.48	35,836	25,694	35,879	24,249	25,725	17,387	Sep.
1.00	1.48	36,579	26,193	36,626	24,718	26,227	17,700	Oct.
1.00	1.45	36,140	25,807	36,184	24,856	25,839	17,749	Nov.
1.00	1.44	35,220	25,114	35,258	24,452	25,141	17,435	Dec.

Note: Based on the date of service provided

제Ⅲ-16-2표
Table Ⅲ-16-2

월별 요양급여비용
Current status of monthly

구 분	청 구 건 수 Claims	일 수 Number of Days		요 양 급 여 비 용 (천 원) Medical Expenses (KRW 1,000)	
		내 원 Visit	요 양 Reimbursed	계 Total	급 여 비 Benefit
계	514,519,976	514,519,976	7,472,792,788	16,544,590,111	11,999,606,867
1 월	48,257,815	48,257,815	636,869,098	1,440,406,110	1,043,027,414
2 월	37,001,054	37,001,054	551,795,980	1,212,386,582	879,315,942
3 월	43,050,822	43,050,822	628,412,147	1,377,492,634	998,851,184
4 월	44,372,894	44,372,894	610,654,285	1,364,871,511	990,600,568
5 월	43,595,949	43,595,949	630,142,697	1,397,226,230	1,014,580,165
6 월	39,695,575	39,695,575	596,824,462	1,309,915,707	950,120,043
7 월	39,646,695	39,646,695	624,960,385	1,354,574,054	982,878,207
8 월	38,311,902	38,311,902	616,460,480	1,336,214,218	969,713,590
9 월	39,525,093	39,525,093	583,119,327	1,286,122,773	932,713,815
10 월	45,114,256	45,114,256	672,033,784	1,478,274,757	1,073,720,187
11 월	46,130,051	46,130,051	651,038,988	1,456,408,252	1,056,091,155
12 월	49,817,870	49,817,870	670,481,155	1,530,697,283	1,107,994,597
처방조제	513,374,020	513,374,020	7,469,175,709	16,536,779,873	11,994,859,560
1 월	48,138,696	48,138,696	636,430,253	1,439,538,736	1,042,500,677
2 월	36,915,408	36,915,408	551,469,025	1,211,749,832	878,929,242
3 월	42,964,710	42,964,710	628,083,034	1,376,849,858	998,460,760
4 월	44,282,559	44,282,559	610,328,679	1,364,220,371	990,204,943
5 월	43,497,948	43,497,948	629,860,595	1,396,591,155	1,014,193,953
6 월	39,608,858	39,608,858	596,575,987	1,309,348,053	949,774,809
7 월	39,564,732	39,564,732	624,725,072	1,354,040,077	982,553,463
8 월	38,232,497	38,232,497	616,233,795	1,335,693,666	969,397,075
9 월	39,430,925	39,430,925	582,848,634	1,285,498,524	932,334,268
10 월	45,009,065	45,009,065	671,730,676	1,477,588,061	1,073,302,565
11 월	46,025,001	46,025,001	650,737,521	1,455,724,423	1,055,675,293
12 월	49,703,621	49,703,621	670,152,438	1,529,937,115	1,107,532,513
직접조제	1,145,956	1,145,956	3,617,079	7,810,239	4,747,307
1 월	119,119	119,119	438,845	867,374	526,737
2 월	85,646	85,646	326,955	636,750	386,700
3 월	86,112	86,112	329,113	642,776	390,424
4 월	90,335	90,335	325,606	651,140	395,625
5 월	98,001	98,001	282,102	635,075	386,212
6 월	86,717	86,717	248,475	567,654	345,234
7 월	81,963	81,963	235,313	533,977	324,744
8 월	79,405	79,405	226,685	520,552	316,515
9 월	94,168	94,168	270,693	624,249	379,547
10 월	105,191	105,191	303,108	686,696	417,623
11 월	105,050	105,050	301,467	683,829	415,862
12 월	114,249	114,249	328,717	760,168	462,085

주: 진료일 기준

현황(약국)

benefit cost (Pharmacy)

(단위 : 건, 일, 원)

Unit : Claim, Day, KRW

건 당 일 수 Days per claim		건 당 요양급여비용 Medical Expenses per claim	건 당 급 여 비 Benefit per claim	일 당 요 양 급 여 비 용 Medical Expenses per day		일 당 급 여 비 Benefit per day		Division
내 원 Visit	요 양 Reimbursed			내 원 Visit	요 양 Reimbursed	내 원 Visit	요 양 Reimbursed	
1.00	14.52	32,155	23,322	32,155	2,214	23,322	1,606	Total
1.00	13.20	29,848	21,614	29,848	2,262	21,614	1,638	Jan.
1.00	14.91	32,766	23,765	32,766	2,197	23,765	1,594	Feb.
1.00	14.60	31,997	23,202	31,997	2,192	23,202	1,589	Mar.
1.00	13.76	30,759	22,324	30,759	2,235	22,324	1,622	Apr.
1.00	14.45	32,049	23,272	32,049	2,217	23,272	1,610	May
1.00	15.04	32,999	23,935	32,999	2,195	23,935	1,592	Jun.
1.00	15.76	34,166	24,791	34,166	2,167	24,791	1,573	Jul.
1.00	16.09	34,877	25,311	34,877	2,168	25,311	1,573	Aug.
1.00	14.75	32,539	23,598	32,539	2,206	23,598	1,600	Sep.
1.00	14.90	32,767	23,800	32,767	2,200	23,800	1,598	Oct.
1.00	14.11	31,572	22,894	31,572	2,237	22,894	1,622	Nov.
1.00	13.46	30,726	22,241	30,726	2,283	22,241	1,653	Dec.
1.00	14.55	32,212	23,365	32,212	2,214	23,365	1,606	Prescription
1.00	13.22	29,904	21,656	29,904	2,262	21,656	1,638	Jan.
1.00	14.94	32,825	23,809	32,825	2,197	23,809	1,594	Feb.
1.00	14.62	32,046	23,239	32,046	2,192	23,239	1,590	Mar.
1.00	13.78	30,807	22,361	30,807	2,235	22,361	1,622	Apr.
1.00	14.48	32,107	23,316	32,107	2,217	23,316	1,610	May
1.00	15.06	33,057	23,979	33,057	2,195	23,979	1,592	Jun.
1.00	15.79	34,223	24,834	34,223	2,167	24,834	1,573	Jul.
1.00	16.12	34,936	25,355	34,936	2,168	25,355	1,573	Aug.
1.00	14.78	32,601	23,645	32,601	2,206	23,645	1,600	Sep.
1.00	14.92	32,829	23,846	32,829	2,200	23,846	1,598	Oct.
1.00	14.14	31,629	22,937	31,629	2,237	22,937	1,622	Nov.
1.00	13.48	30,781	22,283	30,781	2,283	22,283	1,653	Dec.
1.00	3.16	6,815	4,143	6,815	2,159	4,143	1,312	Without prescription
1.00	3.68	7,282	4,422	7,282	1,976	4,422	1,200	Jan.
1.00	3.82	7,435	4,515	7,435	1,948	4,515	1,183	Feb.
1.00	3.82	7,464	4,534	7,464	1,953	4,534	1,186	Mar.
1.00	3.60	7,208	4,380	7,208	2,000	4,380	1,215	Apr.
1.00	2.88	6,480	3,941	6,480	2,251	3,941	1,369	May
1.00	2.87	6,546	3,981	6,546	2,285	3,981	1,389	Jun.
1.00	2.87	6,515	3,962	6,515	2,269	3,962	1,380	Jul.
1.00	2.85	6,556	3,986	6,556	2,296	3,986	1,396	Aug.
1.00	2.87	6,629	4,031	6,629	2,306	4,031	1,402	Sep.
1.00	2.88	6,528	3,970	6,528	2,266	3,970	1,378	Oct.
1.00	2.87	6,510	3,959	6,510	2,268	3,959	1,379	Nov.
1.00	2.88	6,654	4,045	6,654	2,313	4,045	1,406	Dec.

Note: Based on the date of service provided



제Ⅳ편

건강보험 심사실적

Benefit claim review records of National Health Insurance

제Ⅳ-1표

Table Ⅳ-1

연도별 요양급여비용 심사실적

Review Records by Year

(단위 : 건, 일, 원)

Unit : Claim, Day, KRW

구 분 Division		청 구 건 수 Claims	내 원 일 수 Visits	요 양 급 여 비 용 (천 원) Medical Expenses(KRW 1,000)			건 당 내원일수 Visits per Claim	건 당 요양급여 비 용 Medical Expenses per claim	내원일당 요양급여 비 용 Medical Expenses per visit	
				계 Total	급 여 비 Benefit	본 인 부 담 Co-payment				
총 계 Total	2008	1,119,331,557	1,235,605,894	35,036,562,324	25,807,345,302	9,229,217,022	1.10	31,301	28,356	
	2009	1,200,339,187	1,329,283,703	39,429,565,295	29,092,377,086	10,337,188,208	1.11	32,849	29,662	
	2010	1,229,558,689	1,369,919,536	43,657,027,651	32,626,380,324	11,030,647,327	1.11	35,506	31,868	
	2011	1,250,066,406	1,395,636,974	46,076,036,175	34,503,753,827	11,572,282,348	1.12	36,859	33,014	
	2012	1,339,669,965	1,445,126,421	48,234,935,369	36,100,036,709	12,134,898,660	1.08	36,005	33,378	
	2013	1,336,210,309	1,446,386,924	50,742,582,327	38,027,169,908	12,715,412,419	1.08	37,975	35,082	
	2014	1,362,782,885	1,476,960,886	54,527,451,220	40,932,262,135	13,595,189,084	1.08	40,012	36,919	
	2015	1,354,708,801	1,474,259,927	58,017,032,863	43,451,783,455	14,565,249,408	1.09	42,826	39,353	
	2016	1,399,039,549	1,524,353,003	64,662,332,221	48,411,598,750	16,250,733,471	1.09	46,219	42,420	
	2017	1,414,173,873	1,539,474,646	69,627,144,460	52,059,481,637	17,567,662,823	1.09	49,235	45,228	
	2018	1,437,695,370	1,567,410,847	77,914,125,431	58,798,201,800	19,115,923,631	1.09	54,194	49,709	
의 료 기 관 Medical Insti- tution	소 계 Sub- total	2008	694,144,091	810,418,437	25,475,535,592	18,941,959,002	6,533,576,590	1.17	36,701	31,435
		2009	744,143,263	873,087,780	28,722,439,029	21,371,819,605	7,350,619,424	1.17	38,598	32,898
		2010	764,247,909	904,608,743	32,162,258,144	24,284,114,864	7,878,143,280	1.18	42,084	35,554
		2011	776,720,319	922,290,877	33,994,989,032	25,743,475,851	8,251,513,181	1.19	43,767	36,859
		2012	850,515,963	955,972,419	36,409,433,787	27,555,061,940	8,854,371,847	1.12	42,809	38,086
		2013	855,058,449	965,235,064	38,873,808,099	29,437,009,965	9,436,798,134	1.13	45,463	40,274
		2014	874,895,949	989,073,950	42,026,979,704	31,877,093,165	10,149,886,539	1.13	48,037	42,491
		2015	870,046,247	989,597,374	44,922,026,272	33,976,479,428	10,945,546,844	1.14	51,632	45,394
		2016	897,487,437	1,022,800,891	50,366,696,420	38,067,896,730	12,298,799,690	1.14	56,120	49,244
		2017	908,311,056	1,033,611,829	54,338,364,590	40,996,118,515	13,342,246,075	1.14	59,824	52,571
		2018	924,079,260	1,053,794,737	61,450,442,730	46,856,348,496	14,594,094,234	1.14	66,499	58,313
	입 원 In- patient	2008	8,506,065	84,388,469	10,972,165,796	8,826,986,396	2,145,179,400	9.92	1,289,923	130,020
		2009	9,322,538	92,846,746	12,402,047,885	9,972,721,920	2,429,325,965	9.96	1,330,330	133,575
		2010	10,452,402	103,766,484	14,492,637,228	11,865,374,177	2,627,263,051	9.93	1,386,537	139,666
		2011	11,062,559	107,951,097	15,331,236,097	12,573,578,206	2,757,657,891	9.76	1,385,867	142,020
		2012	11,981,351	115,609,721	16,439,129,520	13,448,019,798	2,991,109,722	9.65	1,372,060	142,195
		2013	12,742,633	123,220,100	17,727,927,936	14,501,939,320	3,225,988,616	9.67	1,391,230	143,872
		2014	14,039,627	130,074,679	19,057,615,672	15,603,861,850	3,453,753,822	9.26	1,357,416	146,513
		2015	13,897,278	133,863,023	20,709,939,430	16,942,006,610	3,767,932,820	9.63	1,490,216	154,710
		2016	15,616,228	141,498,708	23,742,894,017	19,434,751,662	4,308,142,355	9.06	1,520,399	167,796
		2017	15,718,777	142,049,141	25,182,415,673	20,569,001,914	4,613,413,759	9.04	1,602,059	177,280
		2018	16,657,143	147,669,248	29,104,091,180	23,838,885,901	5,265,205,279	8.87	1,747,244	197,090
	외 래 Out- patient	2008	685,638,026	726,029,968	14,503,369,796	10,114,972,606	4,388,397,190	1.06	21,153	19,976
		2009	734,820,725	780,241,034	16,320,391,144	11,399,097,685	4,921,293,459	1.06	22,210	20,917
		2010	753,795,507	800,842,259	17,669,620,916	12,418,740,687	5,250,880,229	1.06	23,441	22,064
		2011	765,657,760	814,339,780	18,663,752,935	13,169,897,645	5,493,855,290	1.06	24,376	22,919
		2012	838,534,612	840,362,698	19,970,304,267	14,107,042,142	5,863,262,125	1.00	23,816	23,764
		2013	842,315,816	842,014,964	21,145,880,163	14,935,070,645	6,210,809,518	1.00	25,104	25,113
		2014	860,856,322	858,999,271	22,969,364,032	16,273,231,315	6,696,132,717	1.00	26,682	26,740
		2015	856,148,969	855,734,351	24,212,086,843	17,034,472,818	7,177,614,025	1.00	28,280	28,294
		2016	881,871,209	881,302,183	26,623,802,404	18,633,145,068	7,990,657,336	1.00	30,190	30,210
		2017	892,592,279	891,562,688	29,155,948,917	20,427,116,601	8,728,832,316	1.00	32,664	32,702
		2018	907,422,117	906,125,489	32,346,351,550	23,017,462,596	9,328,888,954	1.00	35,646	35,697
약 국 Pharmacy	2008	425,187,466	425,187,457	9,561,026,732	6,865,386,300	2,695,640,432	1.00	22,487	22,487	
	2009	456,195,924	456,195,923	10,707,126,266	7,720,557,481	2,986,568,784	1.00	23,470	23,470	
	2010	465,310,780	465,310,793	11,494,769,507	8,342,265,460	3,152,504,047	1.00	24,703	24,703	
	2011	473,346,087	473,346,097	12,081,047,143	8,760,277,976	3,320,769,167	1.00	25,523	25,523	
	2012	489,154,002	489,154,002	11,825,501,582	8,544,974,769	3,280,526,813	1.00	24,175	24,175	
	2013	481,151,860	481,151,860	11,868,774,228	8,590,159,943	3,278,614,285	1.00	24,667	24,667	
	2014	487,886,936	487,886,936	12,500,471,516	9,055,168,970	3,445,302,545	1.00	25,622	20,252	
	2015	484,662,554	484,662,553	13,095,006,590	9,475,304,027	3,619,702,563	1.00	27,019	27,019	
	2016	501,552,112	501,552,112	14,295,635,801	10,343,702,020	3,951,933,781	1.00	28,503	28,503	
	2017	505,862,817	505,862,817	15,288,779,870	11,063,363,121	4,225,416,749	1.00	30,223	30,223	
	2018	513,616,110	513,616,110	16,463,682,701	11,941,853,304	4,521,829,397	1.00	32,054	32,054	

주 : 심사결정기준

Note : According to the review result

제Ⅳ-2표

Table Ⅳ-2

요양기관종별 요양급여

Review Records by

구 분 Division			청 구 건 수 Claims	일 수 Number of Days		원외처방횟수 Prescription times	원외처방일수 Prescription days
				내 원 Visit	요 양 Reimbursed		
총 계 Total			1,437,695,370	1,567,410,847	9,002,049,592	-	-
의 료 기 관 Medical Insti- tution	소 계 Subtotal	소계 Subtotal	924,079,260	1,053,794,737	1,555,703,067	523,503,787	7,536,501,145
		입원 Inpatient	16,657,143	147,669,248	222,183,777	331,259	3,719,245
		외래 Outpatient	907,422,117	906,125,489	1,333,519,290	523,172,528	7,532,781,900
	상급종합병원 Tertiary hospital	소계 Subtotal	44,982,321	58,570,705	137,108,681	17,811,979	1,145,144,798
		입원 Inpatient	2,963,703	16,760,326	40,328,079	37,130	818,671
		외래 Outpatient	42,018,618	41,810,379	96,780,602	17,774,849	1,144,326,127
	종 합 병 원 General hospital	소계 Subtotal	71,788,113	94,778,170	228,041,266	36,550,203	1,285,289,477
		입원 Inpatient	4,184,510	27,270,748	54,089,082	111,532	1,389,540
		외래 Outpatient	67,603,603	67,507,422	173,952,184	36,438,671	1,283,899,937
	병 원 Hospital	소계 Subtotal	70,145,662	94,405,771	145,524,111	41,845,277	553,091,114
		입원 Inpatient	3,479,951	27,808,798	47,499,944	84,205	769,723
		외래 Outpatient	66,665,711	66,596,973	98,024,167	41,761,072	552,321,391
	요 양 병 원 Healthcare Institute	소계 Subtotal	7,134,564	68,470,291	83,705,650	1,170,828	25,563,681
		입원 Inpatient	3,893,350	65,232,497	66,905,770	2,759	51,858
		외래 Outpatient	3,241,214	3,237,794	16,799,880	1,168,069	25,511,823
	의 원 Clinic	소계 Subtotal	542,327,599	547,466,217	696,568,806	407,831,973	4,322,785,291
		입원 Inpatient	1,672,537	7,279,790	9,868,399	87,948	608,990
		외래 Outpatient	540,655,062	540,186,427	686,700,407	407,744,025	4,322,176,301
	치 과 병 원 Dental hospital	소계 Subtotal	4,335,698	4,318,091	4,366,219	912,665	4,925,535
		입원 Inpatient	7,108	26,931	61,474	446	5,101
		외래 Outpatient	4,328,590	4,291,160	4,304,745	912,219	4,920,434
	치 과 의 원 Dental clinic	소계 Subtotal	70,017,248	69,602,410	69,662,063	13,632,132	45,434,495
		입원 Inpatient	46	37	37	11	59
		외래 Outpatient	70,017,202	69,602,373	69,662,026	13,632,121	45,434,436
	조 산 원 Midwifery clinic	소계 Subtotal	712	1,820	1,837	-	-
		입원 Inpatient	712	1,820	1,837	-	-
		외래 Outpatient	-	-	-	-	-
	보건의료원 Hospitalized health center	소계 Subtotal	560,444	576,296	1,609,523	360,948	8,033,536
		입원 Inpatient	2,294	18,147	26,248	312	3,309
		외래 Outpatient	558,150	558,149	1,583,275	360,636	8,030,227
	보 건 소 Health center	소계 Subtotal	4,693,106	4,693,106	5,877,717	2,620,854	117,645,492
		입원 Inpatient	-	-	-	-	-
		외래 Outpatient	4,693,106	4,693,106	5,877,717	2,620,854	117,645,492
	보 건 지 소 Health subcenter	소계 Subtotal	2,932,738	2,932,738	38,919,120	658,296	26,739,301
		입원 Inpatient	-	-	-	-	-
		외래 Outpatient	2,932,738	2,932,738	38,919,120	658,296	26,739,301
	보건진료소 Primary health care post	소계 Subtotal	3,656,152	3,657,383	31,430,851	-	-
		입원 Inpatient	-	-	-	-	-
		외래 Outpatient	3,656,152	3,657,383	31,430,851	-	-
	한 방 병 원 Oriental hospital	소계 Subtotal	3,821,295	6,475,690	7,447,643	108,632	1,848,425
		입원 Inpatient	435,449	3,090,171	3,223,802	6,916	71,994
		외래 Outpatient	3,385,846	3,385,519	4,223,841	101,716	1,776,431
	한 의 원 Oriental clinic	소계 Subtotal	97,683,608	97,846,049	105,439,580	-	-
		입원 Inpatient	17,483	179,983	179,105	-	-
		외래 Outpatient	97,666,125	97,666,066	105,260,475	-	-
약 국 Pharmacy	소계 Subtotal		513,616,110	513,616,110	7,446,346,525	-	-
	처방 Prescription		512,476,661	512,476,661	7,442,647,961	-	-
	직접 Without prescription		1,139,449	1,139,449	3,698,564	-	-

주 : 심사결정기준

비용 심사실적

Provider Type

(단위 : 건, 일, 회, 원)
Unit : Claim, Day, Time, KRW

요 양 급 여 비 용 (천 원) Medical Expenses (KRW 1,000)		원 외 처방률 Prescription rate (%)	원외처방 횟 수 당 처방일수 Prescription days per prescription time	건 당 내원일수 Visits per Claim	건 당 요양급여비용 Medical Expenses per claim	건 당 급 여 비 Benefit per claim	일 당 요 양 급 여 비 용 Medical Expenses per day	
계 Total	급 여 비 Benefit						내 원 Visit	요 양 Reimbursed
77,914,125,431	58,798,201,800	-	-	1.09	54,194	40,898	49,709	8,655
61,450,442,730	46,856,348,496	-	-	1.14	66,499	50,706	58,313	39,500
29,104,091,180	23,838,885,901	-	-	8.87	1,747,244	1,431,151	197,090	130,991
32,346,351,550	23,017,462,596	57.74	14.40	1.00	35,646	25,366	35,697	24,256
14,066,858,679	11,233,400,028	-	64.29	1.30	312,720	249,729	240,169	102,596
9,191,436,083	7,922,231,676	-	22.05	5.66	3,101,335	2,673,086	548,404	227,917
4,875,422,595	3,311,168,352	42.51	64.38	1.00	116,030	78,802	116,608	50,376
12,639,004,661	9,610,800,074	-	35.17	1.32	176,060	133,877	133,354	55,424
8,359,215,238	6,871,247,056	-	12.46	6.52	1,997,657	1,642,067	306,527	154,545
4,279,789,423	2,739,553,018	53.98	35.23	1.00	63,307	40,524	63,397	24,603
6,851,908,178	5,120,717,111	-	13.22	1.35	97,681	73,001	72,579	47,084
4,400,102,848	3,500,951,473	-	9.14	7.99	1,264,415	1,006,035	158,227	92,634
2,451,805,330	1,619,765,637	62.71	13.23	1.00	36,778	24,297	36,816	25,012
5,684,602,219	4,343,966,144	-	21.83	9.60	796,769	608,862	83,023	67,912
5,538,340,609	4,232,509,602	-	18.80	16.75	1,422,513	1,087,113	84,902	82,778
146,261,610	111,456,542	36.08	21.84	1.00	45,126	34,387	45,173	8,706
15,129,066,406	11,445,274,533	-	10.60	1.01	27,897	21,104	27,635	21,719
1,335,187,840	1,097,756,921	-	6.92	4.35	798,301	656,342	183,410	135,299
13,793,878,566	10,347,517,612	75.48	10.60	1.00	25,513	19,139	25,535	20,087
268,862,843	166,757,416	-	5.40	1.00	62,011	38,461	62,264	61,578
8,833,406	7,160,991	-	11.44	3.79	1,242,741	1,007,455	328,001	143,693
260,029,437	159,596,425	21.26	5.39	0.99	60,073	36,870	60,597	60,405
3,925,737,156	2,721,775,309	-	3.33	0.99	56,068	38,873	56,402	56,354
24,820	19,205	-	5.36	0.80	539,572	417,505	670,819	670,819
3,925,712,336	2,721,756,103	19.59	3.33	0.99	56,068	38,873	56,402	56,354
642,717	628,467	-	-	2.56	902,692	882,678	353,141	349,873
642,717	628,467	-	-	2.56	902,692	882,678	353,141	349,873
-	-	-	-	-	-	-	-	-
15,557,215	11,677,363	-	22.26	1.03	27,759	20,836	26,995	9,666
1,403,340	1,110,032	-	10.61	7.91	611,744	483,885	77,332	53,465
14,153,875	10,567,331	64.61	22.27	1.00	25,359	18,933	25,359	8,940
24,264,027	20,267,064	-	44.89	1.00	5,170	4,318	5,170	4,128
-	-	-	-	-	-	-	-	-
24,264,027	20,267,064	55.84	44.89	1.00	5,170	4,318	5,170	4,128
69,782,987	50,939,908	-	40.62	1.00	23,794	17,369	23,794	1,793
-	-	-	-	-	-	-	-	-
69,782,987	50,939,908	22.45	40.62	1.00	23,794	17,369	23,794	1,793
54,508,506	43,331,526	-	-	1.00	14,909	11,852	14,904	1,734
-	-	-	-	-	-	-	-	-
54,508,506	43,331,526	-	-	1.00	14,909	11,852	14,904	1,734
358,301,511	259,496,186	-	17.02	1.69	93,764	67,908	55,330	48,109
259,674,251	198,207,876	-	10.41	7.10	596,337	455,180	84,032	80,549
98,627,261	61,288,310	3.00	17.46	1.00	29,129	18,101	29,132	23,350
2,361,345,624	1,827,317,368	-	-	1.00	24,173	18,706	24,133	22,395
9,230,028	7,062,602	-	-	10.29	527,943	403,970	51,283	51,534
2,352,115,596	1,820,254,767	-	-	1.00	24,083	18,638	24,083	22,346
16,463,682,701	11,941,853,304	-	-	1.00	32,054	23,251	32,054	2,211
16,455,853,710	11,937,094,885	-	-	1.00	32,110	23,293	32,110	2,211
7,828,991	4,758,419	-	-	1.00	6,871	4,176	6,871	2,117

Note : According to the review result

제Ⅳ-3표
Table IV-3

월별 요양급여비용
Review Records by

구 분	청 구 건 수 Claims	일 수 Number of Days		요 양 급 여 비 용 (천 원) Medical Expenses (KRW 1,000)	
		내 원 Visit	요 양 Reimbursed	계 Total	급 여 비 Benefit
계	1,437,695,370	1,567,410,847	9,002,049,592	77,914,125,431	58,798,201,800
1 월	130,026,927	141,299,804	764,990,705	6,510,257,798	4,897,679,364
2 월	124,026,297	134,126,352	743,568,187	5,606,837,641	4,201,127,479
3 월	106,943,256	117,151,789	683,756,016	5,621,463,126	4,216,861,263
4 월	117,384,864	127,602,223	748,521,958	5,898,569,397	4,429,799,684
5 월	124,451,840	135,035,504	748,701,038	6,492,078,238	4,883,180,447
6 월	120,627,653	131,716,780	752,825,095	6,841,873,552	5,201,409,594
7 월	120,032,774	131,564,291	747,002,036	7,272,941,690	5,517,713,736
8 월	117,530,846	129,267,060	765,577,059	7,095,686,901	5,381,428,136
9 월	111,075,599	122,044,370	725,224,743	6,539,522,963	4,946,833,845
10 월	112,510,120	123,292,835	727,677,442	6,456,084,024	4,881,737,997
11 월	124,836,304	135,500,229	807,854,867	6,724,693,090	5,073,890,953
12 월	128,248,890	138,809,610	786,350,446	6,854,117,010	5,166,539,301
입 원	16,657,143	147,669,248	222,183,777	29,104,091,180	23,838,885,901
1 월	1,447,891	12,816,229	19,219,408	2,448,494,200	2,011,921,569
2 월	1,329,631	11,514,619	16,554,066	1,912,287,439	1,546,449,326
3 월	1,299,237	11,591,799	16,900,730	2,030,340,954	1,650,392,648
4 월	1,273,707	11,588,215	16,935,910	2,076,687,871	1,689,666,845
5 월	1,365,232	12,044,061	18,068,128	2,326,578,055	1,910,338,094
6 월	1,457,191	12,640,630	19,563,164	2,696,678,843	2,232,610,946
7 월	1,523,200	13,174,734	20,649,500	2,874,102,966	2,380,136,087
8 월	1,528,430	13,399,328	20,678,817	2,840,302,645	2,335,072,968
9 월	1,388,648	12,478,471	18,796,589	2,511,483,187	2,054,466,600
10 월	1,354,231	12,248,343	18,494,453	2,474,628,940	2,021,482,051
11 월	1,330,905	12,128,862	18,159,073	2,439,239,510	1,987,422,435
12 월	1,358,840	12,043,957	18,163,939	2,473,266,571	2,018,926,330
외 래	1,421,038,227	1,419,741,599	8,779,865,815	48,810,034,251	34,959,315,900
1 월	128,579,036	128,483,575	745,771,297	4,061,763,598	2,885,757,795
2 월	122,696,666	122,611,733	727,014,121	3,694,550,203	2,654,678,152
3 월	105,644,019	105,559,990	666,855,286	3,591,122,172	2,566,468,615
4 월	116,111,157	116,014,008	731,586,048	3,821,881,527	2,740,132,839
5 월	123,086,608	122,991,443	730,632,910	4,165,500,184	2,972,842,353
6 월	119,170,462	119,076,150	733,261,931	4,145,194,709	2,968,798,648
7 월	118,509,574	118,389,557	726,352,536	4,398,838,724	3,137,577,649
8 월	116,002,416	115,867,732	744,898,242	4,255,384,257	3,046,355,168
9 월	109,686,951	109,565,899	706,428,154	4,028,039,776	2,892,367,245
10 월	111,155,889	111,044,492	709,182,989	3,981,455,084	2,860,255,946
11 월	123,505,399	123,371,367	789,695,794	4,285,453,580	3,086,468,518
12 월	126,890,050	126,765,653	768,186,507	4,380,850,439	3,147,612,971

주 : 1) 심사결정기준
2) 외래실적에 약국 실적을 포함함

심사실적(계)

Month(Total)

(단위 : 건, 일, 원)
Unit : Claim, Day, KRW

건 당 일 수 Days per claim		건 당 요양급여비용 Medical Expenses per claim	건 당 급 여 비 Benefit per claim	일 당 요 양 급 여 비 용 Medical Expenses per day		일 당 급 여 비 Benefit per day		Division
내 원 Visit	요 양 Reimbursed			내 원 Visit	요 양 Reimbursed	내 원 Visit	요 양 Reimbursed	
1.09	6.26	54,194	40,898	49,709	8,655	37,513	6,532	Total
1.09	5.88	50,069	37,667	46,074	8,510	34,662	6,402	Jan.
1.08	6.00	45,207	33,873	41,803	7,540	31,322	5,650	Feb.
1.10	6.39	52,565	39,431	47,984	8,221	35,995	6,167	Mar.
1.09	6.38	50,250	37,737	46,226	7,880	34,716	5,918	Apr.
1.09	6.02	52,165	39,238	48,077	8,671	36,162	6,522	May
1.09	6.24	56,719	43,120	51,944	9,088	39,489	6,909	Jun.
1.10	6.22	60,591	45,968	55,281	9,736	41,939	7,386	Jul.
1.10	6.51	60,373	45,787	54,892	9,268	41,630	7,029	Aug.
1.10	6.53	58,875	44,536	53,583	9,017	40,533	6,821	Sep.
1.10	6.47	57,382	43,389	52,364	8,872	39,595	6,709	Oct.
1.09	6.47	53,868	40,644	49,629	8,324	37,446	6,281	Nov.
1.08	6.13	53,444	40,285	49,378	8,716	37,220	6,570	Dec.
8.87	13.34	1,747,244	1,431,151	197,090	130,991	161,434	107,294	Inpatient
8.85	13.27	1,691,076	1,389,553	191,046	127,397	156,982	104,682	Jan.
8.66	12.45	1,438,209	1,163,067	166,075	115,518	134,303	93,418	Feb.
8.92	13.01	1,562,718	1,270,278	175,153	120,133	142,376	97,652	Mar.
9.10	13.30	1,630,428	1,326,574	179,207	122,620	145,809	99,768	Apr.
8.82	13.23	1,704,163	1,399,277	193,172	128,767	158,612	105,730	May
8.67	13.43	1,850,601	1,532,133	213,334	137,845	176,622	114,123	Jun.
8.65	13.56	1,886,885	1,562,589	218,153	139,185	180,659	115,264	Jul.
8.77	13.53	1,858,314	1,527,759	211,974	137,353	174,268	112,921	Aug.
8.99	13.54	1,808,582	1,479,473	201,265	133,614	164,641	109,300	Sep.
9.04	13.66	1,827,331	1,492,716	202,038	133,804	165,041	109,302	Oct.
9.11	13.64	1,832,768	1,493,286	201,110	134,326	163,859	109,445	Nov.
8.86	13.37	1,820,131	1,485,772	205,353	136,164	167,630	111,150	Dec.
1.00	6.18	34,348	24,601	34,380	5,559	24,624	3,982	Outpatient
1.00	5.80	31,590	22,443	31,613	5,446	22,460	3,869	Jan.
1.00	5.93	30,111	21,636	30,132	5,082	21,651	3,651	Feb.
1.00	6.31	33,993	24,294	34,020	5,385	24,313	3,849	Mar.
1.00	6.30	32,916	23,599	32,943	5,224	23,619	3,745	Apr.
1.00	5.94	33,842	24,152	33,868	5,701	24,171	4,069	May
1.00	6.15	34,784	24,912	34,811	5,653	24,932	4,049	Jun.
1.00	6.13	37,118	26,475	37,156	6,056	26,502	4,320	Jul.
1.00	6.42	36,684	26,261	36,726	5,713	26,292	4,090	Aug.
1.00	6.44	36,723	26,369	36,764	5,702	26,398	4,094	Sep.
1.00	6.38	35,819	25,732	35,855	5,614	25,758	4,033	Oct.
1.00	6.39	34,699	24,991	34,736	5,427	25,018	3,908	Nov.
1.00	6.05	34,525	24,806	34,559	5,703	24,830	4,097	Dec.

Note : 1) According to the review result
2) Pharmacy sales are included in outpatient sales

제Ⅳ-3-1표
Table IV-3-1

월별 요양급여비용
Review Records by

구 분	청 구 건 수 Claims	일 수 Number of Days		요 양 급 여 비 용 (천 원) Medical Expenses (KRW 1,000)	
		내 원 Visit	요 양 Reimbursed	계 Total	급 여 비 Benefit
계	924,079,260	1,053,794,737	1,555,703,067	61,450,442,730	46,856,348,496
1 월	81,632,414	92,905,291	136,177,664	5,095,930,666	3,873,646,105
2 월	76,826,272	86,926,327	122,010,058	4,203,742,131	3,184,440,882
3 월	69,318,306	79,526,839	118,422,593	4,377,537,777	3,312,872,971
4 월	74,267,912	84,485,271	121,615,437	4,524,419,673	3,435,806,524
5 월	79,921,932	90,505,596	132,947,272	5,113,717,315	3,882,203,052
6 월	77,500,506	88,589,633	133,504,385	5,472,399,248	4,207,938,560
7 월	79,951,143	91,482,660	138,177,059	5,936,632,257	4,547,829,093
8 월	77,537,136	89,273,350	133,626,857	5,723,482,326	4,385,188,852
9 월	73,317,315	84,286,086	125,224,364	5,241,749,164	4,006,198,498
10 월	72,292,533	83,075,248	124,278,395	5,118,990,706	3,910,106,566
11 월	79,321,671	89,985,596	133,505,445	5,242,662,486	3,998,744,052
12 월	82,192,120	92,752,840	136,213,538	5,399,178,978	4,111,373,341
입 원	16,657,143	147,669,248	222,183,777	29,104,091,180	23,838,885,901
1 월	1,447,891	12,816,229	19,219,408	2,448,494,200	2,011,921,569
2 월	1,329,631	11,514,619	16,554,066	1,912,287,439	1,546,449,326
3 월	1,299,237	11,591,799	16,900,730	2,030,340,954	1,650,392,648
4 월	1,273,707	11,588,215	16,935,910	2,076,687,871	1,689,666,845
5 월	1,365,232	12,044,061	18,068,128	2,326,578,055	1,910,338,094
6 월	1,457,191	12,640,630	19,563,164	2,696,678,843	2,232,610,946
7 월	1,523,200	13,174,734	20,649,500	2,874,102,966	2,380,136,087
8 월	1,528,430	13,399,328	20,678,817	2,840,302,645	2,335,072,968
9 월	1,388,648	12,478,471	18,796,589	2,511,483,187	2,054,466,600
10 월	1,354,231	12,248,343	18,494,453	2,474,628,940	2,021,482,051
11 월	1,330,905	12,128,862	18,159,073	2,439,239,510	1,987,422,435
12 월	1,358,840	12,043,957	18,163,939	2,473,266,571	2,018,926,330
외 래	907,422,117	906,125,489	1,333,519,290	32,346,351,550	23,017,462,596
1 월	80,184,523	80,089,062	116,958,256	2,647,436,466	1,861,724,536
2 월	75,496,641	75,411,708	105,455,992	2,291,454,693	1,637,991,556
3 월	68,019,069	67,935,040	101,521,863	2,347,196,823	1,662,480,323
4 월	72,994,205	72,897,056	104,679,527	2,447,731,802	1,746,139,679
5 월	78,556,700	78,461,535	114,879,144	2,787,139,261	1,971,864,957
6 월	76,043,315	75,949,003	113,941,221	2,775,720,405	1,975,327,614
7 월	78,427,943	78,307,926	117,527,559	3,062,529,291	2,167,693,006
8 월	76,008,706	75,874,022	112,948,040	2,883,179,682	2,050,115,885
9 월	71,928,667	71,807,615	106,427,775	2,730,265,977	1,951,731,897
10 월	70,938,302	70,826,905	105,783,942	2,644,361,766	1,888,624,515
11 월	77,990,766	77,856,734	115,346,372	2,803,422,977	2,011,321,616
12 월	80,833,280	80,708,883	118,049,599	2,925,912,407	2,092,447,011

주 : 심사결정기준

심사실적(의료기관)

Month(Medical Institution)

(단위 : 건, 일, 원)

Unit : Claim, Day, KRW

건 당 일 수 Days per claim		건 당 요양급여비용 Medical Expenses per claim	건 당 급 여 비 Benefit per claim	일 당 요 양 급 여 비 용 Medical Expenses per day		일 당 급 여 비 Benefit per day		Division
내 원 Visit	요 양 Reimbursed			내 원 Visit	요 양 Reimbursed	내 원 Visit	요 양 Reimbursed	
1.14	1.68	66,499	50,706	58,313	39,500	44,464	30,119	Total
1.14	1.67	62,425	47,452	54,851	37,421	41,695	28,446	Jan.
1.13	1.59	54,718	41,450	48,360	34,454	36,634	26,100	Feb.
1.15	1.71	63,151	47,792	55,045	36,965	41,657	27,975	Mar.
1.14	1.64	60,920	46,262	53,553	37,203	40,668	28,251	Apr.
1.13	1.66	63,984	48,575	56,502	38,464	42,895	29,201	May
1.14	1.72	70,611	54,296	61,772	40,990	47,499	31,519	Jun.
1.14	1.73	74,253	56,883	64,894	42,964	49,712	32,913	Jul.
1.15	1.72	73,816	56,556	64,112	42,832	49,121	32,817	Aug.
1.15	1.71	71,494	54,642	62,190	41,859	47,531	31,992	Sep.
1.15	1.72	70,809	54,087	61,619	41,190	47,067	31,462	Oct.
1.13	1.68	66,094	50,412	58,261	39,269	44,438	29,952	Nov.
1.13	1.66	65,690	50,022	58,210	39,638	44,326	30,183	Dec.
8.87	13.34	1,747,244	1,431,151	197,090	130,991	161,434	107,294	Inpatient
8.85	13.27	1,691,076	1,389,553	191,046	127,397	156,982	104,682	Jan.
8.66	12.45	1,438,209	1,163,067	166,075	115,518	134,303	93,418	Feb.
8.92	13.01	1,562,718	1,270,278	175,153	120,133	142,376	97,652	Mar.
9.10	13.30	1,630,428	1,326,574	179,207	122,620	145,809	99,768	Apr.
8.82	13.23	1,704,163	1,399,277	193,172	128,767	158,612	105,730	May
8.67	13.43	1,850,601	1,532,133	213,334	137,845	176,622	114,123	Jun.
8.65	13.56	1,886,885	1,562,589	218,153	139,185	180,659	115,264	Jul.
8.77	13.53	1,858,314	1,527,759	211,974	137,353	174,268	112,921	Aug.
8.99	13.54	1,808,582	1,479,473	201,265	133,614	164,641	109,300	Sep.
9.04	13.66	1,827,331	1,492,716	202,038	133,804	165,041	109,302	Oct.
9.11	13.64	1,832,768	1,493,286	201,110	134,326	163,859	109,445	Nov.
8.86	13.37	1,820,131	1,485,772	205,353	136,164	167,630	111,150	Dec.
1.00	1.47	35,646	25,366	35,697	24,256	25,402	17,261	Outpatient
1.00	1.46	33,017	23,218	33,056	22,636	23,246	15,918	Jan.
1.00	1.40	30,352	21,696	30,386	21,729	21,721	15,532	Feb.
1.00	1.49	34,508	24,441	34,551	23,120	24,472	16,376	Mar.
1.00	1.43	33,533	23,922	33,578	23,383	23,954	16,681	Apr.
1.00	1.46	35,479	25,101	35,522	24,261	25,132	17,165	May
1.00	1.50	36,502	25,976	36,547	24,361	26,009	17,336	Jun.
1.00	1.50	39,049	27,639	39,109	26,058	27,682	18,444	Jul.
1.00	1.49	37,932	26,972	38,000	25,527	27,020	18,151	Aug.
1.00	1.48	37,958	27,134	38,022	25,654	27,180	18,339	Sep.
1.00	1.49	37,277	26,623	37,336	24,998	26,665	17,854	Oct.
1.00	1.48	35,946	25,789	36,007	24,304	25,834	17,437	Nov.
1.00	1.46	36,197	25,886	36,253	24,785	25,926	17,725	Dec.

Note : According to the review result

제Ⅳ-3-2표
Table Ⅳ-3-2

월별 요양급여비용
Review Records by

구 분	청 구 건 수 Claims	일 수 Number of Days		요 양 급 여 비 용 (천 원) Medical Expenses (KRW 1,000)	
		내 원 Visit	요 양 Reimbursed	계 Total	급 여 비 Benefit
계	513,616,110	513,616,110	7,446,346,525	16,463,682,701	11,941,853,304
1 월	48,394,513	48,394,513	628,813,041	1,414,327,132	1,024,033,260
2 월	47,200,025	47,200,025	621,558,129	1,403,095,510	1,016,686,596
3 월	37,624,950	37,624,950	565,333,423	1,243,925,349	903,988,292
4 월	43,116,952	43,116,952	626,906,521	1,374,149,725	993,993,160
5 월	44,529,908	44,529,908	615,753,766	1,378,360,923	1,000,977,396
6 월	43,127,147	43,127,147	619,320,710	1,369,474,303	993,471,034
7 월	40,081,631	40,081,631	608,824,977	1,336,309,432	969,884,643
8 월	39,993,710	39,993,710	631,950,202	1,372,204,575	996,239,284
9 월	37,758,284	37,758,284	600,000,379	1,297,773,799	940,635,348
10 월	40,217,587	40,217,587	603,399,047	1,337,093,318	971,631,431
11 월	45,514,633	45,514,633	674,349,422	1,482,030,604	1,075,146,901
12 월	46,056,770	46,056,770	650,136,908	1,454,938,032	1,055,165,960
처방조제	512,476,661	512,476,661	7,442,647,961	16,455,853,710	11,937,094,885
1 월	48,283,273	48,283,273	628,400,979	1,413,524,563	1,023,545,584
2 월	47,083,102	47,083,102	621,122,731	1,402,232,035	1,016,162,291
3 월	37,543,427	37,543,427	565,024,003	1,243,322,437	903,622,163
4 월	43,031,234	43,031,234	626,578,473	1,373,511,218	993,605,288
5 월	44,441,085	44,441,085	615,434,790	1,377,722,009	1,000,589,214
6 월	43,027,470	43,027,470	619,025,147	1,368,822,056	993,074,469
7 월	39,993,716	39,993,716	608,571,570	1,335,735,390	969,535,479
8 월	39,909,567	39,909,567	631,704,554	1,371,657,160	995,906,369
9 월	37,682,202	37,682,202	599,783,273	1,297,281,947	940,336,214
10 월	40,127,494	40,127,494	603,142,771	1,336,493,482	971,266,759
11 월	45,408,995	45,408,995	674,046,469	1,481,341,464	1,074,727,825
12 월	45,945,096	45,945,096	649,813,201	1,454,209,948	1,054,723,231
직접조제	1,139,449	1,139,449	3,698,564	7,828,991	4,758,419
1 월	111,240	111,240	412,062	802,568	487,676
2 월	116,923	116,923	435,398	863,475	524,305
3 월	81,523	81,523	309,420	602,912	366,129
4 월	85,718	85,718	328,048	638,507	387,871
5 월	88,823	88,823	318,976	638,914	388,181
6 월	99,677	99,677	295,563	652,247	396,565
7 월	87,915	87,915	253,407	574,042	349,164
8 월	84,143	84,143	245,648	547,415	332,915
9 월	76,082	76,082	217,106	491,852	299,134
10 월	90,093	90,093	256,276	599,836	364,672
11 월	105,638	105,638	302,953	689,139	419,077
12 월	111,674	111,674	323,707	728,083	442,729

주 : 심사결정기준

심사실적(약국)
Month(Pharmacy)

(단위 : 건, 일, 원)
Unit : Claim, Day, KRW

건 당 일 수 Days per claim		건 당 요양급여비용 Medical Expenses per claim	건 당 급 여 비 Benefit per claim	일 당 요 양 급 여 비 용 Medical Expenses per day		일 당 급 여 비 Benefit per day		Division
내 원 Visit	요 양 Reimbursed			내 원 Visit	요 양 Reimbursed	내 원 Visit	요 양 Reimbursed	
1.00	14.50	32,054	23,251	32,054	2,211	23,251	1,604	Total
1.00	12.99	29,225	21,160	29,225	2,249	21,160	1,629	Jan.
1.00	13.17	29,727	21,540	29,727	2,257	21,540	1,636	Feb.
1.00	15.03	33,061	24,026	33,061	2,200	24,026	1,599	Mar.
1.00	14.54	31,870	23,053	31,870	2,192	23,053	1,586	Apr.
1.00	13.83	30,954	22,479	30,954	2,238	22,479	1,626	May
1.00	14.36	31,754	23,036	31,754	2,211	23,036	1,604	Jun.
1.00	15.19	33,340	24,198	33,340	2,195	24,198	1,593	Jul.
1.00	15.80	34,311	24,910	34,311	2,171	24,910	1,576	Aug.
1.00	15.89	34,371	24,912	34,371	2,163	24,912	1,568	Sep.
1.00	15.00	33,246	24,159	33,246	2,216	24,159	1,610	Oct.
1.00	14.82	32,562	23,622	32,562	2,198	23,622	1,594	Nov.
1.00	14.12	31,590	22,910	31,590	2,238	22,910	1,623	Dec.
1.00	14.52	32,110	23,293	32,110	2,211	23,293	1,604	Prescription
1.00	13.01	29,276	21,199	29,276	2,249	21,199	1,629	Jan.
1.00	13.19	29,782	21,582	29,782	2,258	21,582	1,636	Feb.
1.00	15.05	33,117	24,069	33,117	2,200	24,069	1,599	Mar.
1.00	14.56	31,919	23,090	31,919	2,192	23,090	1,586	Apr.
1.00	13.85	31,001	22,515	31,001	2,239	22,515	1,626	May
1.00	14.39	31,813	23,080	31,813	2,211	23,080	1,604	Jun.
1.00	15.22	33,399	24,242	33,399	2,195	24,242	1,593	Jul.
1.00	15.83	34,369	24,954	34,369	2,171	24,954	1,577	Aug.
1.00	15.92	34,427	24,954	34,427	2,163	24,954	1,568	Sep.
1.00	15.03	33,306	24,205	33,306	2,216	24,205	1,610	Oct.
1.00	14.84	32,622	23,668	32,622	2,198	23,668	1,594	Nov.
1.00	14.14	31,651	22,956	31,651	2,238	22,956	1,623	Dec.
1.00	3.25	6,871	4,176	6,871	2,117	4,176	1,287	Without prescription
1.00	3.70	7,215	4,384	7,215	1,948	4,384	1,184	Jan.
1.00	3.72	7,385	4,484	7,385	1,983	4,484	1,204	Feb.
1.00	3.80	7,396	4,491	7,396	1,949	4,491	1,183	Mar.
1.00	3.83	7,449	4,525	7,449	1,946	4,525	1,182	Apr.
1.00	3.59	7,193	4,370	7,193	2,003	4,370	1,217	May
1.00	2.97	6,544	3,979	6,544	2,207	3,979	1,342	Jun.
1.00	2.88	6,530	3,972	6,530	2,265	3,972	1,378	Jul.
1.00	2.92	6,506	3,957	6,506	2,228	3,957	1,355	Aug.
1.00	2.85	6,465	3,932	6,465	2,265	3,932	1,378	Sep.
1.00	2.84	6,658	4,048	6,658	2,341	4,048	1,423	Oct.
1.00	2.87	6,524	3,967	6,524	2,275	3,967	1,383	Nov.
1.00	2.90	6,520	3,964	6,520	2,249	3,964	1,368	Dec.

Note : According to the review result

제Ⅳ-4-1표

Table Ⅳ-4-1

요양기관 소재지별

Review Records by Location

구 분 Division			청 구 건 수 Claims	일 수 Number of Days		원외처방횟수 Prescription times	원외처방일수 Prescription days
				내 원 Visit	요 양 Reimbursed		
총 계 Total			295,254,029	312,921,740	2,091,893,855	-	-
의 료 기 관 Medical Insti- tution	소 계 Subtotal	소계 Subtotal	195,416,900	213,084,611	328,530,264	102,627,158	1,827,667,420
		입원 Inpatient	3,213,887	21,279,534	42,860,218	53,677	840,842
		외래 Outpatient	192,203,013	191,805,077	285,670,046	102,573,481	1,826,826,578
	상급종합병원 Tertiary hospital	소계 Subtotal	21,465,011	26,973,642	64,819,755	7,926,443	562,762,346
		입원 Inpatient	1,252,614	6,876,559	19,032,325	10,725	358,931
		외래 Outpatient	20,212,397	20,097,083	45,787,430	7,915,718	562,403,415
	종 합 병 원 General hospital	소계 Subtotal	13,202,137	16,797,141	51,948,112	5,999,008	269,513,704
		입원 Inpatient	723,640	4,349,293	9,235,918	10,473	216,338
		외래 Outpatient	12,478,497	12,447,848	42,712,194	5,988,535	269,297,366
	병 원 Hospital	소계 Subtotal	10,211,089	13,328,822	21,337,654	5,094,153	87,412,802
		입원 Inpatient	512,737	3,650,043	7,435,636	6,185	84,069
		외래 Outpatient	9,698,352	9,678,779	13,902,018	5,087,968	87,328,733
	요 양 병 원 Healthcare Institute	소계 Subtotal	659,868	5,071,294	5,502,367	141,699	2,793,607
		입원 Inpatient	297,217	4,708,697	4,947,622	340	3,108
		외래 Outpatient	362,651	362,597	554,745	141,359	2,790,499
	의 원 Clinic	소계 Subtotal	108,630,981	109,367,048	140,944,929	79,666,871	864,624,792
		입원 Inpatient	353,567	1,195,063	1,657,493	22,828	145,232
		외래 Outpatient	108,277,414	108,171,985	139,287,436	79,644,043	864,479,560
	치 과 병 원 Dental hospital	소계 Subtotal	1,153,469	1,145,453	1,167,268	246,702	1,776,542
		입원 Inpatient	4,228	14,407	33,016	416	4,957
		외래 Outpatient	1,149,241	1,131,046	1,134,252	246,286	1,771,585
	치 과 의 원 Dental clinic	소계 Subtotal	16,398,190	16,289,539	16,293,394	2,964,328	10,418,495
		입원 Inpatient	26	29	29	3	20
		외래 Outpatient	16,398,164	16,289,510	16,293,365	2,964,325	10,418,475
	조 산 원 Midwifery clinic	소계 Subtotal	142	398	398	-	-
		입원 Inpatient	142	398	398	-	-
		외래 Outpatient	-	-	-	-	-
	보건의료원 Hospitalized health center	소계 Subtotal	-	-	-	-	-
		입원 Inpatient	-	-	-	-	-
		외래 Outpatient	-	-	-	-	-
	보 건 소 Health center	소계 Subtotal	1,011,640	1,011,640	1,316,186	554,197	27,499,559
		입원 Inpatient	-	-	-	-	-
		외래 Outpatient	1,011,640	1,011,640	1,316,186	554,197	27,499,559
	보 건 지 소 Health subcenter	소계 Subtotal	33,045	33,045	37,975	5,603	322,223
		입원 Inpatient	-	-	-	-	-
		외래 Outpatient	33,045	33,045	37,975	5,603	322,223
	보건진료소 Primary health care post	소계 Subtotal	-	-	-	-	-
		입원 Inpatient	-	-	-	-	-
		외래 Outpatient	-	-	-	-	-
	한 방 병 원 Oriental hospital	소계 Subtotal	1,029,449	1,408,712	1,726,818	28,154	543,350
		입원 Inpatient	66,234	445,545	480,248	2,707	28,187
		외래 Outpatient	963,215	963,167	1,246,570	25,447	515,163
	한 의 원 Oriental clinic	소계 Subtotal	21,621,879	21,657,877	23,435,408	-	-
		입원 Inpatient	3,482	39,500	37,533	-	-
		외래 Outpatient	21,618,397	21,618,377	23,397,875	-	-
약 국 Pharmacy	소계 Subtotal	소계 Subtotal	99,837,129	99,837,129	1,763,363,591	-	-
		처방 Prescription	99,837,129	99,837,129	1,763,363,591	-	-
		직접 Without prescription	-	-	-	-	-

주 : 심사결정기준

요양급여비용 심사실적(서울)

of the Provider(Seoul)

(단위 : 건, 일, 회, 원)
Unit : Claim, Day, Time, KRW

요 양 급 여 비 용 (천 원) Medical Expenses (KRW 1,000)		원 외 처방률 Prescription rate (%)	원외처방 횟 수 당 처방일수 Prescription days per prescription time	건 당 내원일수 Visits per Claim	건 당 요양급여비용 Medical Expenses per claim	건 당 급 여 비 Benefit per claim	일 당 요 양 급 여 비 용 Medical Expenses per day	
계 Total	급 여 비 Benefit						내 원 Visit	요 양 Reimbursed
19,638,208,708	15,071,188,680	-	-	1.06	66,513	51,045	62,758	9,388
15,775,048,029	12,226,267,999	-	-	1.09	80,725	62,565	74,032	48,017
7,384,799,344	6,247,222,033	-	-	6.62	2,297,778	1,943,821	347,038	172,300
8,390,248,685	5,979,045,966	53.48	17.81	1.00	43,653	31,108	43,744	29,370
6,763,202,863	5,452,324,312	-	71.00	1.26	315,080	254,010	250,734	104,339
4,247,525,797	3,692,059,530	-	33.47	5.49	3,390,930	2,947,484	617,682	223,174
2,515,677,066	1,760,264,782	39.39	71.05	0.99	124,462	87,088	125,176	54,943
2,499,721,569	1,921,964,371	-	44.93	1.27	189,342	145,580	148,818	48,120
1,623,741,073	1,355,182,991	-	20.66	6.01	2,243,852	1,872,731	373,334	175,807
875,980,496	566,781,381	48.11	44.97	1.00	70,199	45,421	70,372	20,509
1,146,785,713	845,615,814	-	17.16	1.31	112,308	82,813	86,038	53,745
726,769,124	573,742,757	-	13.59	7.12	1,417,431	1,118,981	199,112	97,741
420,016,589	271,873,057	52.57	17.16	1.00	43,308	28,033	43,396	30,213
473,034,124	368,623,681	-	19.72	7.69	716,862	558,632	93,277	85,969
461,968,771	360,750,607	-	9.14	15.84	1,554,315	1,213,762	98,110	93,372
11,065,353	7,873,073	38.99	19.74	1.00	30,512	21,710	30,517	19,947
3,303,923,351	2,501,360,105	-	10.85	1.01	30,414	23,026	30,209	23,441
276,835,086	227,788,879	-	6.36	3.38	782,978	644,259	231,649	167,020
3,027,088,265	2,273,571,226	73.63	10.85	1.00	27,957	20,998	27,984	21,733
78,795,376	49,210,752	-	7.20	0.99	68,312	42,663	68,790	67,504
5,390,485	4,495,698	-	11.92	3.41	1,274,949	1,063,316	374,157	163,269
73,404,891	44,715,054	21.78	7.19	0.98	63,872	38,908	64,900	64,717
912,205,286	630,232,759	-	3.51	0.99	55,628	38,433	55,999	55,986
21,969	17,257	-	6.67	1.12	844,963	663,715	757,553	757,553
912,183,316	630,215,502	18.20	3.51	0.99	55,627	38,432	55,998	55,985
117,201	113,151	-	-	2.80	825,359	796,837	294,475	294,475
117,201	113,151	-	-	2.80	825,359	796,837	294,475	294,475
-	-	-	-	-	-	-	-	-
-	-	-	-	-	-	-	-	-
-	-	-	-	-	-	-	-	-
-	-	-	-	-	-	-	-	-
5,309,672	4,424,900	-	49.62	1.00	5,249	4,374	5,249	4,034
-	-	-	-	-	-	-	-	-
5,309,672	4,424,900	-	49.62	1.00	5,249	4,374	5,249	4,034
148,454	116,883	-	57.51	1.00	4,492	3,537	4,492	3,909
-	-	-	-	-	-	-	-	-
148,454	116,883	16.96	57.51	1.00	4,492	3,537	4,492	3,909
-	-	-	-	-	-	-	-	-
-	-	-	-	-	-	-	-	-
-	-	-	-	-	-	-	-	-
67,726,503	48,554,274	-	19.30	1.37	65,789	47,165	48,077	39,220
40,512,524	31,591,187	-	10.41	6.73	611,658	476,963	90,928	84,358
27,213,979	16,963,087	2.64	20.24	1.00	28,253	17,611	28,255	21,831
524,077,917	403,726,996	-	-	1.00	24,238	18,672	24,198	22,363
1,917,314	1,479,976	-	-	11.34	550,636	425,036	48,540	51,083
522,160,604	402,247,021	-	-	1.00	24,154	18,607	24,154	22,317
3,863,160,679	2,844,920,681	-	-	1.00	38,695	28,496	38,695	2,191
3,863,160,679	2,844,920,681	-	-	1.00	38,695	28,496	38,695	2,191
-	-	-	-	-	-	-	-	-

Note : According to the review result

제Ⅳ-4-2표

Table Ⅳ-4-2

요양기관 소재지별

Review Records by Location

구 분 Division			청 구 건 수 Claims	일 수 Number of Days		원외처방횟수 Prescription times	원외처방일수 Prescription days
				내 원 Visit	요 양 Reimbursed		
총 계			103,507,508	117,623,440	674,766,078	-	-
의 료 기 관 Medical Insti- tution	소 계 Subtotal	소계 Subtotal	67,299,024	81,414,956	122,928,016	36,927,639	554,739,337
		입원 Inpatient	1,506,839	15,707,701	21,008,895	22,371	255,260
		외래 Outpatient	65,792,185	65,707,255	101,919,121	36,905,268	554,484,077
	상급종합병원 Tertiary hospital	소계 Subtotal	2,820,688	3,985,583	7,284,279	1,382,152	78,232,452
		입원 Inpatient	200,898	1,369,716	2,607,254	5,873	117,380
		외래 Outpatient	2,619,790	2,615,867	4,677,025	1,376,279	78,115,072
	중 합 병 원 General hospital	소계 Subtotal	6,487,521	8,541,283	25,537,091	3,393,166	108,995,104
		입원 Inpatient	299,427	2,357,764	4,299,401	6,067	63,051
		외래 Outpatient	6,188,094	6,183,519	21,237,690	3,387,099	108,932,053
	병 원 Hospital	소계 Subtotal	7,318,330	9,639,556	12,709,272	4,490,267	61,491,226
		입원 Inpatient	357,578	2,681,682	4,497,577	6,409	45,075
		외래 Outpatient	6,960,752	6,957,874	8,211,695	4,483,858	61,446,151
	요 양 병 원 Healthcare Institute	소계 Subtotal	773,613	8,995,583	10,420,297	119,044	2,918,252
		입원 Inpatient	518,713	8,740,706	8,884,185	190	2,758
		외래 Outpatient	254,900	254,877	1,536,112	118,854	2,915,494
	의 원 Clinic	소계 Subtotal	36,219,553	36,495,164	52,508,891	26,432,806	292,797,049
		입원 Inpatient	113,248	425,829	585,112	3,826	26,980
		외래 Outpatient	36,106,305	36,069,335	51,923,779	26,428,980	292,770,069
	치 과 병 원 Dental hospital	소계 Subtotal	347,950	345,023	345,241	48,247	160,975
		입원 Inpatient	-	-	-	-	-
		외래 Outpatient	347,950	345,023	345,241	48,247	160,975
	치 과 의 원 Dental clinic	소계 Subtotal	4,789,893	4,756,256	4,756,912	853,266	2,566,031
		입원 Inpatient	1	-	-	-	-
		외래 Outpatient	4,789,892	4,756,256	4,756,912	853,266	2,566,031
	조 산 원 Midwifery clinic	소계 Subtotal	22	66	66	-	-
		입원 Inpatient	22	66	66	-	-
		외래 Outpatient	-	-	-	-	-
	보건의료원 Hospitalized health center	소계 Subtotal	-	-	-	-	-
		입원 Inpatient	-	-	-	-	-
		외래 Outpatient	-	-	-	-	-
	보 건 소 Health center	소계 Subtotal	289,396	289,396	301,887	184,700	6,694,242
		입원 Inpatient	-	-	-	-	-
		외래 Outpatient	289,396	289,396	301,887	184,700	6,694,242
	보 건 지 소 Health subcenter	소계 Subtotal	47,798	47,798	173,523	20,352	797,692
		입원 Inpatient	-	-	-	-	-
		외래 Outpatient	47,798	47,798	173,523	20,352	797,692
	보건진료소 Primary health care post	소계 Subtotal	13,022	13,073	111,080	-	-
		입원 Inpatient	-	-	-	-	-
		외래 Outpatient	13,022	13,073	111,080	-	-
	한 방 병 원 Oriental hospital	소계 Subtotal	206,903	310,627	338,954	3,639	86,314
		입원 Inpatient	16,055	119,807	123,135	6	16
		외래 Outpatient	190,848	190,820	215,819	3,633	86,298
	한 의 원 Oriental clinic	소계 Subtotal	7,984,335	7,995,548	8,440,523	-	-
		입원 Inpatient	897	12,131	12,165	-	-
		외래 Outpatient	7,983,438	7,983,417	8,428,358	-	-
약 국 Pharmacy	소 계	Subtotal	36,208,484	36,208,484	551,838,062	-	-
		처방 Prescription	36,202,693	36,202,693	551,825,737	-	-
		직접 Without prescription	5,791	5,791	12,325	-	-

주 : 심사결정기준

요양급여비용 심사실적(부산)

of the Provider(Busan)

(단위 : 건, 일, 회, 원)
Unit : Claim, Day, Time, KRW

요 양 급 여 비 용 (천 원) Medical Expenses (KRW 1,000)		원 외 처방률 Prescription rate (%)	원외처방 횟 수 당 처방일수 Prescription days per prescription time	건 당 내원일수 Visits per Claim	건 당 요양급여비용 Medical Expenses per claim	건 당 급 여 비 Benefit per claim	일 당 요 양 급 여 비 용 Medical Expenses per day	
계 Total	급 여 비 Benefit						내 원 Visit	요 양 Reimbursed
6,180,893,860	4,667,691,658	-	-	1.14	59,714	45,095	52,548	9,160
4,954,217,677	3,780,933,324	-	-	1.21	73,615	56,181	60,851	40,302
2,647,554,868	2,142,442,612	-	-	10.42	1,757,026	1,421,813	168,551	126,021
2,306,662,809	1,638,490,712	56.17	15.02	1.00	35,060	24,904	35,105	22,632
952,901,674	766,102,356	-	56.60	1.41	337,826	271,601	239,087	130,816
677,590,635	581,330,853	-	19.99	6.82	3,372,809	2,893,662	494,694	259,887
275,311,039	184,771,503	52.61	56.76	1.00	105,089	70,529	105,247	58,865
1,043,053,020	795,877,865	-	32.12	1.32	160,778	122,678	122,119	40,845
690,786,787	566,950,525	-	10.39	7.87	2,307,029	1,893,452	292,984	160,670
352,266,233	228,927,340	54.78	32.16	1.00	56,926	36,995	56,969	16,587
709,080,253	535,762,161	-	13.69	1.32	96,891	73,208	73,559	55,792
465,256,820	374,054,418	-	7.03	7.50	1,301,134	1,046,078	173,494	103,446
243,823,433	161,707,744	64.44	13.70	1.00	35,028	23,231	35,043	29,692
724,947,538	548,223,573	-	24.51	11.63	937,093	708,654	80,589	69,571
713,425,388	539,279,228	-	14.52	16.85	1,375,376	1,039,649	81,621	80,303
11,522,150	8,944,345	46.63	24.53	1.00	45,203	35,090	45,207	7,501
1,023,655,456	771,967,771	-	11.08	1.01	28,263	21,314	28,049	19,495
89,368,106	72,308,868	-	7.05	3.76	789,136	638,500	209,869	152,737
934,287,350	699,658,903	73.27	11.08	1.00	25,876	19,378	25,903	17,993
20,719,163	12,776,890	-	3.34	0.99	59,546	36,720	60,052	60,014
-	-	-	-	-	-	-	-	-
20,719,163	12,776,890	13.98	3.34	0.99	59,546	36,720	60,052	60,014
278,064,858	192,382,665	-	3.01	0.99	58,052	40,164	58,463	58,455
36	29	-	-	-	36,190	28,960	-	-
278,064,822	192,382,636	17.94	3.01	0.99	58,052	40,164	58,463	58,455
16,156	15,701	-	-	3.00	734,373	713,670	244,791	244,791
16,156	15,701	-	-	3.00	734,373	713,670	244,791	244,791
-	-	-	-	-	-	-	-	-
-	-	-	-	-	-	-	-	-
-	-	-	-	-	-	-	-	-
-	-	-	-	-	-	-	-	-
1,316,097	1,127,982	-	36.24	1.00	4,548	3,898	4,548	4,360
-	-	-	-	-	-	-	-	-
1,316,097	1,127,982	63.82	36.24	1.00	4,548	3,898	4,548	4,360
392,795	307,212	-	39.19	1.00	8,218	6,427	8,218	2,264
-	-	-	-	-	-	-	-	-
392,795	307,212	42.58	39.19	1.00	8,218	6,427	8,218	2,264
193,228	157,717	-	-	1.00	14,839	12,112	14,781	1,740
-	-	-	-	-	-	-	-	-
193,228	157,717	-	-	1.00	14,839	12,112	14,781	1,740
15,368,501	11,061,445	-	23.72	1.50	74,279	53,462	49,476	45,341
10,348,095	7,924,218	-	2.67	7.46	644,540	493,567	86,373	84,039
5,020,406	3,137,227	1.90	23.75	1.00	26,306	16,438	26,310	23,262
184,508,939	145,169,986	-	-	1.00	23,109	18,182	23,076	21,860
762,847	578,772	-	-	13.52	850,442	645,231	62,884	62,708
183,746,092	144,591,213	-	-	1.00	23,016	18,111	23,016	21,801
1,226,676,183	886,758,334	-	-	1.00	33,878	24,490	33,878	2,223
1,226,648,217	886,741,225	-	-	1.00	33,883	24,494	33,883	2,223
27,966	17,109	-	-	1.00	4,829	2,954	4,829	2,269

Note : According to the review result

제Ⅳ-4-3표

Table Ⅳ-4-3

요양기관 소재지별

Review Records by Location

구 분 Division			청 구 건 수 Claims	일 수 Number of Days		원외처방횟수 Prescription times	원외처방일수 Prescription days
				내 원 Visit	요 양 Reimbursed		
총 계 Total			75,633,260	82,345,713	497,454,028	-	-
의 료 기 관 Medical Insti- tution	소 계 Subtotal	소계 Subtotal	48,289,466	55,001,919	79,355,846	27,740,717	420,078,023
		입원 Inpatient	832,348	7,622,047	11,370,481	13,441	150,858
		외래 Outpatient	47,457,118	47,379,872	67,985,365	27,727,276	419,927,165
	상급종합병원 Tertiary hospital	소계 Subtotal	3,477,670	4,665,652	10,388,267	1,509,369	92,510,783
		입원 Inpatient	236,014	1,437,447	2,942,710	1,954	55,821
		외래 Outpatient	3,241,656	3,228,205	7,445,557	1,507,415	92,454,962
	중 합 병 원 General hospital	소계 Subtotal	1,807,092	2,430,866	9,794,965	822,124	27,623,916
		입원 Inpatient	101,888	727,202	1,319,179	1,292	18,644
		외래 Outpatient	1,705,204	1,703,664	8,475,786	820,832	27,605,272
	병 원 Hospital	소계 Subtotal	5,075,329	7,330,875	11,116,036	2,946,192	43,609,048
		입원 Inpatient	281,328	2,540,539	4,065,038	4,854	34,186
		외래 Outpatient	4,794,001	4,790,336	7,050,998	2,941,338	43,574,862
	요 양 병 원 Healthcare Institute	소계 Subtotal	222,915	2,732,107	2,900,199	43,151	993,917
		입원 Inpatient	141,539	2,650,740	2,688,295	21	178
		외래 Outpatient	81,376	81,367	211,904	43,130	993,739
	의 원 Clinic	소계 Subtotal	28,077,252	28,211,082	34,804,162	21,559,459	248,723,074
		입원 Inpatient	67,180	234,784	322,971	4,896	40,412
		외래 Outpatient	28,010,072	27,976,298	34,481,191	21,554,563	248,682,662
	치 과 병 원 Dental hospital	소계 Subtotal	362,804	359,388	359,407	88,341	494,218
		입원 Inpatient	-	-	-	-	-
		외래 Outpatient	362,804	359,388	359,407	88,341	494,218
	치 과 의 원 Dental clinic	소계 Subtotal	3,439,343	3,417,950	3,418,663	672,131	2,216,693
		입원 Inpatient	1	-	-	-	-
		외래 Outpatient	3,439,342	3,417,950	3,418,663	672,131	2,216,693
	조 산 원 Midwifery clinic	소계 Subtotal	-	-	-	-	-
		입원 Inpatient	-	-	-	-	-
		외래 Outpatient	-	-	-	-	-
	보건의료원 Hospitalized health center	소계 Subtotal	-	-	-	-	-
		입원 Inpatient	-	-	-	-	-
		외래 Outpatient	-	-	-	-	-
	보 건 소 Health center	소계 Subtotal	173,631	173,631	186,910	81,999	3,084,870
		입원 Inpatient	-	-	-	-	-
		외래 Outpatient	173,631	173,631	186,910	81,999	3,084,870
	보 건 지 소 Health subcenter	소계 Subtotal	35,528	35,528	191,121	17,127	809,332
		입원 Inpatient	-	-	-	-	-
		외래 Outpatient	35,528	35,528	191,121	17,127	809,332
	보건진료소 Primary health care post	소계 Subtotal	17,709	17,710	163,726	-	-
		입원 Inpatient	-	-	-	-	-
		외래 Outpatient	17,709	17,710	163,726	-	-
	한 방 병 원 Oriental hospital	소계 Subtotal	79,106	105,943	134,227	824	12,172
		입원 Inpatient	4,386	31,223	32,176	424	1,617
		외래 Outpatient	74,720	74,720	102,051	400	10,555
	한 의 원 Oriental clinic	소계 Subtotal	5,521,087	5,521,187	5,898,163	-	-
		입원 Inpatient	12	112	112	-	-
		외래 Outpatient	5,521,075	5,521,075	5,898,051	-	-
약 국 Pharmacy	소 계 Subtotal	소계 Subtotal	27,343,794	27,343,794	418,098,182	-	-
		처방 Prescription	27,343,794	27,343,794	418,098,182	-	-
		직접 Without prescription	-	-	-	-	-

주 : 심사결정기준

요양급여비용 심사실적(대구)

of the Provider(Daegu)

(단위 : 건, 일, 회, 원)

Unit : Claim, Day, Time, KRW

요 양 급 여 비 용 (천 원) Medical Expenses (KRW 1,000)		원 외 처방률 Prescription rate (%)	원외처방 횟 수 당 처방일수 Prescription days per prescription time	건 당 내원일수 Visits per Claim	건 당 요양급여비용 Medical Expenses per claim	건 당 급 여 비 Benefit per claim	일 당 요 양 급 여 비 용 Medical Expenses per day	
계 Total	급 여 비 Benefit						내 원 Visit	요 양 Reimbursed
4,302,649,382	3,252,137,447	-	-	1.09	56,888	42,999	52,251	8,649
3,398,711,378	2,596,002,303	-	-	1.14	70,382	53,759	61,793	42,829
1,586,768,405	1,304,212,537	-	-	9.16	1,906,376	1,566,908	208,181	139,552
1,811,942,973	1,291,789,766	58.52	15.14	1.00	38,181	27,220	38,243	26,652
1,096,874,295	880,743,052	-	61.29	1.34	315,405	253,257	235,096	105,588
706,885,056	608,474,813	-	28.57	6.09	2,995,098	2,578,130	491,764	240,216
389,989,239	272,268,239	46.70	61.33	1.00	120,306	83,990	120,807	52,379
287,383,904	211,894,214	-	33.60	1.35	159,031	117,257	118,223	29,340
186,092,417	150,907,743	-	14.43	7.14	1,826,441	1,481,114	255,902	141,067
101,291,488	60,986,471	48.18	33.63	1.00	59,401	35,765	59,455	11,951
610,055,364	459,773,131	-	14.80	1.44	120,200	90,590	83,217	54,881
422,579,033	336,155,586	-	7.04	9.03	1,502,087	1,194,888	166,334	103,955
187,476,331	123,617,545	61.40	14.81	1.00	39,106	25,786	39,136	26,589
221,056,089	167,891,416	-	23.03	12.26	991,661	753,163	80,910	76,221
217,553,950	165,165,883	-	8.48	18.73	1,537,060	1,166,928	82,073	80,926
3,502,140	2,725,533	53.01	23.04	1.00	43,037	33,493	43,041	16,527
829,019,634	621,345,832	-	11.54	1.00	29,526	22,130	29,386	23,820
50,690,762	41,210,256	-	8.25	3.49	754,551	613,430	215,904	156,951
778,328,871	580,135,576	77.05	11.54	1.00	27,787	20,712	27,821	22,573
22,323,988	13,632,895	-	5.59	0.99	61,532	37,576	62,117	62,113
-	-	-	-	-	-	-	-	-
22,323,988	13,632,895	24.58	5.59	0.99	61,532	37,576	62,117	62,113
196,669,117	136,259,962	-	3.30	0.99	57,182	39,618	57,540	57,528
1	1	-	-	-	1,470	1,180	-	-
196,669,115	136,259,961	19.66	3.30	0.99	57,182	39,618	57,540	57,528
-	-	-	-	-	-	-	-	-
-	-	-	-	-	-	-	-	-
-	-	-	-	-	-	-	-	-
-	-	-	-	-	-	-	-	-
-	-	-	-	-	-	-	-	-
-	-	-	-	-	-	-	-	-
768,955	641,490	-	37.62	1.00	4,429	3,695	4,429	4,114
-	-	-	-	-	-	-	-	-
768,955	641,490	47.23	37.62	1.00	4,429	3,695	4,429	4,114
401,635	300,968	-	47.25	1.00	11,305	8,471	11,305	2,101
-	-	-	-	-	-	-	-	-
401,635	300,968	48.21	47.25	1.00	11,305	8,471	11,305	2,101
279,133	219,664	-	-	1.00	15,762	12,404	15,761	1,705
-	-	-	-	-	-	-	-	-
279,133	219,664	-	-	1.00	15,762	12,404	15,761	1,705
5,431,107	3,848,276	-	14.77	1.34	68,656	48,647	51,264	40,462
2,957,346	2,290,725	-	3.81	7.12	674,270	522,281	94,717	91,912
2,473,761	1,557,551	0.54	26.39	1.00	33,107	20,845	33,107	24,240
128,448,156	99,451,402	-	-	1.00	23,265	18,013	23,265	21,778
9,839	7,529	-	-	9.33	819,918	627,453	87,848	87,848
128,438,317	99,443,873	-	-	1.00	23,263	18,012	23,263	21,776
903,938,004	656,135,145	-	-	1.00	33,058	23,996	33,058	2,162
903,938,004	656,135,145	-	-	1.00	33,058	23,996	33,058	2,162
-	-	-	-	-	-	-	-	-

Note : According to the review result

제Ⅳ-4-4표

Table Ⅳ-4-4

요양기관 소재지별

Review Records by Location

구 분 Division			청 구 건 수 Claims	일 수 Number of Days		원외처방횟수 Prescription times	원외처방일수 Prescription days
				내 원 Visit	요 양 Reimbursed		
총 계 Total			75,525,875	81,385,833	450,960,114	-	-
의 료 기 관 Medical Insti- tution	소 계 Subtotal	소계 Subtotal	48,098,016	53,957,974	75,308,221	27,908,266	373,970,912
		입원 Inpatient	867,425	6,785,574	10,496,854	14,848	204,722
		외래 Outpatient	47,230,591	47,172,400	64,811,367	27,893,418	373,766,190
	상급종합병원 Tertiary hospital	소계 Subtotal	2,714,997	3,606,424	8,233,547	1,136,176	60,653,655
		입원 Inpatient	211,818	1,116,210	2,427,375	2,332	54,832
		외래 Outpatient	2,503,179	2,490,214	5,806,172	1,133,844	60,598,823
	중 합 병 원 General hospital	소계 Subtotal	3,150,303	4,144,650	7,923,383	1,689,377	49,071,575
		입원 Inpatient	217,825	1,214,007	2,545,587	5,041	82,455
		외래 Outpatient	2,932,478	2,930,643	5,377,796	1,684,336	48,989,120
	병 원 Hospital	소계 Subtotal	2,909,555	4,020,672	6,244,059	1,557,547	20,583,297
		입원 Inpatient	157,867	1,269,429	2,090,557	1,804	23,040
		외래 Outpatient	2,751,688	2,751,243	4,153,502	1,555,743	20,560,257
	요 양 병 원 Healthcare Institute	소계 Subtotal	296,890	2,690,388	3,066,577	58,276	1,250,672
		입원 Inpatient	161,909	2,555,413	2,673,489	111	1,286
		외래 Outpatient	134,981	134,975	393,088	58,165	1,249,386
	의 원 Clinic	소계 Subtotal	29,117,492	29,449,764	36,886,564	22,504,350	233,638,857
		입원 Inpatient	94,004	449,254	570,912	4,708	33,960
		외래 Outpatient	29,023,488	29,000,510	36,315,652	22,499,642	233,604,897
	치 과 병 원 Dental hospital	소계 Subtotal	86,093	85,498	85,507	18,977	74,220
		입원 Inpatient	-	-	-	-	-
		외래 Outpatient	86,093	85,498	85,507	18,977	74,220
	치 과 의 원 Dental clinic	소계 Subtotal	4,002,543	3,983,169	3,984,487	790,717	2,774,555
		입원 Inpatient	-	-	-	-	-
		외래 Outpatient	4,002,543	3,983,169	3,984,487	790,717	2,774,555
	조 산 원 Midwifery clinic	소계 Subtotal	41	86	86	-	-
		입원 Inpatient	41	86	86	-	-
		외래 Outpatient	-	-	-	-	-
	보건의료원 Hospitalized health center	소계 Subtotal	-	-	-	-	-
		입원 Inpatient	-	-	-	-	-
		외래 Outpatient	-	-	-	-	-
	보 건 소 Health center	소계 Subtotal	245,656	245,656	330,246	119,555	4,944,722
		입원 Inpatient	-	-	-	-	-
		외래 Outpatient	245,656	245,656	330,246	119,555	4,944,722
	보 건 지 소 Health subcenter	소계 Subtotal	132,660	132,660	1,828,464	17,697	747,946
		입원 Inpatient	-	-	-	-	-
		외래 Outpatient	132,660	132,660	1,828,464	17,697	747,946
	보건진료소 Primary health care post	소계 Subtotal	54,133	54,140	744,129	-	-
		입원 Inpatient	-	-	-	-	-
		외래 Outpatient	54,133	54,140	744,129	-	-
	한 방 병 원 Oriental hospital	소계 Subtotal	182,437	318,281	357,324	15,594	231,413
		입원 Inpatient	21,837	157,681	165,234	852	9,149
		외래 Outpatient	160,600	160,600	192,090	14,742	222,264
	한 의 원 Oriental clinic	소계 Subtotal	5,205,216	5,226,586	5,623,848	-	-
		입원 Inpatient	2,124	23,494	23,614	-	-
		외래 Outpatient	5,203,092	5,203,092	5,600,234	-	-
약 국 Pharmacy		소계 Subtotal	27,427,859	27,427,859	375,651,893	-	-
		처방 Prescription	27,418,872	27,418,872	375,622,977	-	-
		직접 Without prescription	8,987	8,987	28,916	-	-

주 : 심사결정기준

요양급여비용 심사실적(인천)

of the Provider(Incheon)

(단위 : 건, 일, 회, 원)
Unit : Claim, Day, Time, KRW

요 양 급 여 비 용 (천 원) Medical Expenses (KRW 1,000)		원 외 처방률 Prescription rate (%)	원외처방 횟 수 당 처방일수 Prescription days per prescription time	건 당 내원일수 Visits per Claim	건 당 요양급여비용 Medical Expenses per claim	건 당 급 여 비 Benefit per claim	일 당 요 양 급 여 비 용 Medical Expenses per day	
계 Total	급 여 비 Benefit						내 원 Visit	요 양 Reimbursed
3,882,120,564	2,904,825,731	-	-	1.08	51,401	38,461	47,700	8,609
3,045,541,909	2,301,989,693	-	-	1.12	63,319	47,860	56,443	40,441
1,474,437,303	1,202,792,541	-	-	7.82	1,699,786	1,386,624	217,290	140,465
1,571,104,606	1,099,197,153	59.13	13.40	1.00	33,265	23,273	33,306	24,241
816,507,383	639,732,711	-	53.38	1.33	300,740	235,629	226,404	99,168
573,427,110	488,957,379	-	23.51	5.27	2,707,169	2,308,384	513,727	236,233
243,080,272	150,775,332	45.53	53.45	0.99	97,109	60,234	97,614	41,866
529,828,873	394,811,021	-	29.05	1.32	168,183	125,325	127,834	66,869
369,621,303	297,448,520	-	16.36	5.57	1,696,873	1,365,539	304,464	145,201
160,207,570	97,362,501	57.47	29.09	1.00	54,632	33,201	54,666	29,791
323,633,475	240,156,914	-	13.22	1.38	111,231	82,541	80,492	51,831
212,017,021	167,248,860	-	12.77	8.04	1,343,010	1,059,429	167,018	101,417
111,616,454	72,908,054	56.55	13.22	1.00	40,563	26,496	40,569	26,873
239,632,788	184,441,565	-	21.46	9.06	807,143	621,245	89,070	78,143
234,932,171	181,107,155	-	11.59	15.78	1,451,014	1,118,574	91,935	87,875
4,700,617	3,334,410	43.09	21.48	1.00	34,824	24,703	34,826	11,958
771,486,848	579,531,267	-	10.38	1.01	26,496	19,903	26,197	20,915
70,157,013	57,123,478	-	7.21	4.78	746,319	607,671	156,163	122,886
701,329,835	522,407,789	77.58	10.38	1.00	24,164	17,999	24,183	19,312
4,792,040	2,936,592	-	3.91	0.99	55,661	34,110	56,049	56,043
-	-	-	-	-	-	-	-	-
4,792,040	2,936,592	22.20	3.91	0.99	55,661	34,110	56,049	56,043
213,461,411	148,611,793	-	3.51	1.00	53,331	37,129	53,591	53,573
-	-	-	-	-	-	-	-	-
213,461,411	148,611,793	19.85	3.51	1.00	53,331	37,129	53,591	53,573
30,366	29,812	-	-	2.10	740,635	727,127	353,094	353,094
30,366	29,812	-	-	2.10	740,635	727,127	353,094	353,094
-	-	-	-	-	-	-	-	-
-	-	-	-	-	-	-	-	-
-	-	-	-	-	-	-	-	-
-	-	-	-	-	-	-	-	-
-	-	-	-	-	-	-	-	-
1,363,943	1,117,829	-	41.36	1.00	5,552	4,550	5,552	4,130
-	-	-	-	-	-	-	-	-
1,363,943	1,117,829	48.67	41.36	1.00	5,552	4,550	5,552	4,130
3,264,716	2,356,967	-	42.26	1.00	24,610	17,767	24,610	1,785
-	-	-	-	-	-	-	-	-
3,264,716	2,356,967	13.34	42.26	1.00	24,610	17,767	24,610	1,785
1,187,454	887,540	-	-	1.00	21,936	16,396	21,933	1,596
-	-	-	-	-	-	-	-	-
1,187,454	887,540	-	-	1.00	21,936	16,396	21,933	1,596
17,446,648	12,598,678	4.90	14.84	1.74	95,631	69,058	54,815	48,826
12,816,672	9,781,603	0.54	10.74	7.22	586,925	447,937	81,282	77,567
4,629,975	2,817,074	9.18	15.08	1.00	28,829	17,541	28,829	24,103
122,905,964	94,777,005	-	-	1.00	23,612	18,208	23,516	21,854
1,435,646	1,095,733	-	-	11.06	675,916	515,882	61,107	60,796
121,470,318	93,681,271	-	-	1.00	23,346	18,005	23,346	21,690
836,578,654	602,836,038	-	-	1.00	30,501	21,979	30,501	2,227
836,528,659	602,805,600	-	-	1.00	30,509	21,985	30,509	2,227
49,996	30,438	-	-	1.00	5,563	3,387	5,563	1,729

Note : According to the review result

제Ⅳ-4-5표

Table Ⅳ-4-5

요양기관 소재지별

Review Records by Location

구 분 Division			청 구 건 수 Claims	일 수 Number of Days		원외처방횟수 Prescription times	원외처방일수 Prescription days
				내 원 Visit	요 양 Reimbursed		
총 계 Total			42,700,047	50,558,857	265,942,094	-	-
의 료 기 관 Medical Insti- tution	소 계 Subtotal	소계 Subtotal	27,546,030	35,404,840	51,890,004	15,510,432	218,813,194
		입원 Inpatient	938,995	8,857,681	12,103,073	16,909	144,698
		외래 Outpatient	26,607,035	26,547,159	39,786,931	15,493,523	218,668,496
	상급종합병원 Tertiary hospital	소계 Subtotal	1,305,368	1,835,134	4,896,372	631,032	35,981,692
		입원 Inpatient	102,056	634,630	1,347,738	488	12,586
		외래 Outpatient	1,203,312	1,200,504	3,548,634	630,544	35,969,106
	중 합 병 원 General hospital	소계 Subtotal	2,993,467	4,117,430	11,245,329	1,568,065	40,016,430
		입원 Inpatient	167,696	1,293,450	2,542,962	6,080	51,008
		외래 Outpatient	2,825,771	2,823,980	8,702,367	1,561,985	39,965,422
	병 원 Hospital	소계 Subtotal	4,016,801	5,426,763	7,406,094	2,776,578	27,810,585
		입원 Inpatient	212,336	1,622,980	2,675,001	6,665	44,419
		외래 Outpatient	3,804,465	3,803,783	4,731,093	2,769,913	27,766,166
	요 양 병 원 Healthcare Institute	소계 Subtotal	332,487	3,912,353	5,059,705	26,226	682,914
		입원 Inpatient	229,455	3,809,331	3,893,397	36	692
		외래 Outpatient	103,032	103,022	1,166,308	26,190	682,222
	의 원 Clinic	소계 Subtotal	13,309,287	13,553,049	16,190,905	9,970,517	110,799,654
		입원 Inpatient	57,735	341,879	457,956	3,092	28,097
		외래 Outpatient	13,251,552	13,211,170	15,732,949	9,967,425	110,771,557
	치 과 병 원 Dental hospital	소계 Subtotal	286,771	286,081	286,106	72,305	369,162
		입원 Inpatient	11	11	11	7	21
		외래 Outpatient	286,760	286,070	286,095	72,298	369,141
	치 과 의 원 Dental clinic	소계 Subtotal	2,346,133	2,332,747	2,333,251	406,294	1,275,870
		입원 Inpatient	1	-	-	-	-
		외래 Outpatient	2,346,132	2,332,747	2,333,251	406,294	1,275,870
	조 산 원 Midwifery clinic	소계 Subtotal	-	-	-	-	-
		입원 Inpatient	-	-	-	-	-
		외래 Outpatient	-	-	-	-	-
	보건의료원 Hospitalized health center	소계 Subtotal	-	-	-	-	-
		입원 Inpatient	-	-	-	-	-
		외래 Outpatient	-	-	-	-	-
	보 건 소 Health center	소계 Subtotal	71,837	71,837	94,252	39,488	1,562,110
		입원 Inpatient	-	-	-	-	-
		외래 Outpatient	71,837	71,837	94,252	39,488	1,562,110
	보 건 지 소 Health subcenter	소계 Subtotal	-	-	-	-	-
		입원 Inpatient	-	-	-	-	-
		외래 Outpatient	-	-	-	-	-
	보건진료소 Primary health care post	소계 Subtotal	27,409	27,409	152,483	-	-
		입원 Inpatient	-	-	-	-	-
		외래 Outpatient	27,409	27,409	152,483	-	-
	한 방 병 원 Oriental hospital	소계 Subtotal	631,989	1,608,218	1,714,241	19,927	314,777
		입원 Inpatient	168,731	1,145,086	1,175,694	541	7,875
		외래 Outpatient	463,258	463,132	538,547	19,386	306,902
	한 의 원 Oriental clinic	소계 Subtotal	2,224,481	2,233,819	2,511,266	-	-
		입원 Inpatient	974	10,314	10,314	-	-
		외래 Outpatient	2,223,507	2,223,505	2,500,952	-	-
약 국 Pharmacy		소계 Subtotal	15,154,017	15,154,017	214,052,090	-	-
		처방 Prescription	15,149,531	15,149,531	214,035,762	-	-
		직접 Without prescription	4,486	4,486	16,328	-	-

주 : 심사결정기준

요양급여비용 심사실적(광주)

of the Provider(Gwangju)

(단위 : 건, 일, 회, 원)
Unit : Claim, Day, Time, KRW

요 양 급 여 비 용 (천 원) Medical Expenses (KRW 1,000)		원 외 처방률 Prescription rate (%)	원외처방 횟 수 당 처방일수 Prescription days per prescription time	건 당 내원일수 Visits per Claim	건 당 요양급여비용 Medical Expenses per claim	건 당 급 여 비 Benefit per claim	일 당 요 양 급 여 비 용 Medical Expenses per day	
계 Total	급 여 비 Benefit						내 원 Visit	요 양 Reimbursed
2,785,188,429	2,064,933,837	-	-	1.18	65,227	48,359	55,088	10,473
2,278,123,528	1,702,303,482	-	-	1.29	82,702	61,799	64,345	43,903
1,293,765,968	1,027,876,676	-	-	9.43	1,377,820	1,094,656	146,061	106,896
984,357,560	674,426,806	58.36	14.11	1.00	36,996	25,348	37,080	24,741
435,010,293	331,516,811	-	57.02	1.41	333,247	253,964	237,046	88,843
317,489,953	265,706,433	-	25.79	6.22	3,110,939	2,603,536	500,276	235,572
117,520,340	65,810,378	52.52	57.04	1.00	97,664	54,691	97,893	33,117
422,560,492	303,711,098	-	25.52	1.38	141,161	101,458	102,627	37,577
277,058,336	218,775,746	-	8.39	7.71	1,652,146	1,304,597	214,201	108,951
145,502,155	84,935,352	55.31	25.59	1.00	51,491	30,057	51,524	16,720
375,629,453	286,768,803	-	10.02	1.35	93,515	71,392	69,218	50,719
241,297,916	194,984,757	-	6.66	7.64	1,136,397	918,284	148,676	90,205
134,331,537	91,784,046	72.82	10.02	1.00	35,309	24,125	35,315	28,393
319,136,113	241,698,874	-	26.04	11.77	959,845	726,942	81,571	63,074
312,570,726	236,938,452	-	19.22	16.60	1,362,231	1,032,614	82,054	80,282
6,565,387	4,760,421	25.42	26.05	1.00	63,722	46,203	63,728	5,629
414,569,273	314,682,686	-	11.11	1.02	31,149	23,644	30,589	25,605
48,876,679	38,617,439	-	9.09	5.92	846,569	668,874	142,965	106,728
365,692,593	276,065,247	75.45	11.11	1.00	27,596	20,833	27,681	23,244
17,978,083	10,950,988	-	5.11	1.00	62,691	38,187	62,843	62,837
7,182	5,424	-	3.00	1.00	652,875	493,115	652,875	652,875
17,970,901	10,945,564	25.27	5.11	1.00	62,669	38,170	62,820	62,814
126,254,475	87,852,200	-	3.14	0.99	53,814	37,446	54,123	54,111
8	7	-	-	-	8,210	6,570	-	-
126,254,467	87,852,194	17.42	3.14	0.99	53,814	37,446	54,123	54,111
-	-	-	-	-	-	-	-	-
-	-	-	-	-	-	-	-	-
-	-	-	-	-	-	-	-	-
-	-	-	-	-	-	-	-	-
-	-	-	-	-	-	-	-	-
-	-	-	-	-	-	-	-	-
381,948	320,980	-	39.56	1.00	5,317	4,468	5,317	4,052
-	-	-	-	-	-	-	-	-
381,948	320,980	54.97	39.56	1.00	5,317	4,468	5,317	4,052
-	-	-	-	-	-	-	-	-
-	-	-	-	-	-	-	-	-
-	-	-	-	-	-	-	-	-
295,649	255,665	-	-	1.00	10,787	9,328	10,787	1,939
-	-	-	-	-	-	-	-	-
295,649	255,665	-	-	1.00	10,787	9,328	10,787	1,939
109,635,328	80,877,686	-	15.80	2.54	173,477	127,973	68,172	63,956
96,087,334	72,563,186	-	14.56	6.79	569,471	430,052	83,913	81,728
13,547,994	8,314,500	4.19	15.83	1.00	29,245	17,948	29,253	25,157
56,672,423	43,667,690	-	-	1.00	25,477	19,631	25,370	22,567
377,834	285,232	-	-	10.59	387,920	292,846	36,633	36,633
56,294,588	43,382,459	-	-	1.00	25,318	19,511	25,318	22,509
507,064,901	362,630,355	-	-	1.00	33,461	23,930	33,461	2,369
507,026,174	362,606,894	-	-	1.00	33,468	23,935	33,468	2,369
38,727	23,461	-	-	1.00	8,633	5,230	8,633	2,372

Note : According to the review result

제Ⅳ-4-6표
Table Ⅳ-4-6

요양기관 소재지별
Review Records by Location

구 분 Division			청 구 건 수 Claims	일 수 Number of Days		원외처방횟수 Prescription times	원외처방일수 Prescription days
				내 원 Visit	요 양 Reimbursed		
총 계 Total			47,530,898	51,719,406	298,134,083	-	-
의 료 기 관 Medical Insti- tution	소 계 Subtotal	소계 Subtotal	30,447,656	34,636,164	52,360,556	17,434,096	247,682,992
		입원 Inpatient	524,696	4,774,099	6,857,429	6,935	69,829
		외래 Outpatient	29,922,960	29,862,065	45,503,127	17,427,161	247,613,163
	상급종합병원 Tertiary hospital	소계 Subtotal	1,059,068	1,455,003	3,376,924	452,568	29,967,093
		입원 Inpatient	67,079	464,937	891,184	-	-
		외래 Outpatient	991,989	990,066	2,485,740	452,568	29,967,093
	중 합 병 원 General hospital	소계 Subtotal	2,822,400	3,715,041	11,352,192	1,376,809	57,534,305
		입원 Inpatient	167,532	1,077,092	2,107,799	1,422	36,819
		외래 Outpatient	2,654,868	2,637,949	9,244,393	1,375,387	57,497,486
	병 원 Hospital	소계 Subtotal	2,154,996	2,713,049	4,108,687	1,356,397	11,601,904
		입원 Inpatient	94,014	652,185	1,162,825	2,276	15,375
		외래 Outpatient	2,060,982	2,060,864	2,945,862	1,354,121	11,586,529
	요 양 병 원 Healthcare Institute	소계 Subtotal	351,123	2,498,425	2,699,023	63,221	1,325,791
		입원 Inpatient	133,614	2,280,952	2,323,153	63	255
		외래 Outpatient	217,509	217,473	375,870	63,158	1,325,536
	의 원 Clinic	소계 Subtotal	18,010,664	18,165,444	24,153,577	13,568,446	142,055,727
		입원 Inpatient	49,865	231,399	299,861	3,132	17,148
		외래 Outpatient	17,960,799	17,934,045	23,853,716	13,565,314	142,038,579
	치 과 병 원 Dental hospital	소계 Subtotal	202,989	202,730	205,895	49,679	291,783
		입원 Inpatient	274	1,032	2,165	19	99
		외래 Outpatient	202,715	201,698	203,730	49,660	291,684
	치 과 의 원 Dental clinic	소계 Subtotal	2,224,360	2,210,233	2,210,575	464,173	1,555,072
		입원 Inpatient	-	-	-	-	-
		외래 Outpatient	2,224,360	2,210,233	2,210,575	464,173	1,555,072
	조 산 원 Midwifery clinic	소계 Subtotal	-	-	-	-	-
		입원 Inpatient	-	-	-	-	-
		외래 Outpatient	-	-	-	-	-
	보건의료원 Hospitalized health center	소계 Subtotal	-	-	-	-	-
		입원 Inpatient	-	-	-	-	-
		외래 Outpatient	-	-	-	-	-
	보 건 소 Health center	소계 Subtotal	100,050	100,050	103,102	60,045	2,107,007
		입원 Inpatient	-	-	-	-	-
		외래 Outpatient	100,050	100,050	103,102	60,045	2,107,007
	보 건 지 소 Health subcenter	소계 Subtotal	46,220	46,220	46,220	38,050	1,086,210
		입원 Inpatient	-	-	-	-	-
		외래 Outpatient	46,220	46,220	46,220	38,050	1,086,210
	보건진료소 Primary health care post	소계 Subtotal	14,802	14,802	133,713	-	-
		입원 Inpatient	-	-	-	-	-
		외래 Outpatient	14,802	14,802	133,713	-	-
	한 방 병 원 Oriental hospital	소계 Subtotal	194,474	246,363	300,270	4,708	158,100
		입원 Inpatient	12,029	63,918	67,850	23	133
		외래 Outpatient	182,445	182,445	232,420	4,685	157,967
	한 의 원 Oriental clinic	소계 Subtotal	3,266,510	3,268,804	3,670,378	-	-
		입원 Inpatient	289	2,584	2,592	-	-
		외래 Outpatient	3,266,221	3,266,220	3,667,786	-	-
약 국 Pharmacy		소계 Subtotal	17,083,242	17,083,242	245,773,527	-	-
		처방 Prescription	17,083,242	17,083,242	245,773,527	-	-
		직접 Without prescription	-	-	-	-	-

주 : 심사결정기준

요양급여비용 심사실적(대전)

of the Provider(Daejeon)

(단위 : 건, 일, 회, 원)
Unit : Claim, Day, Time, KRW

요 양 급 여 비 용 (천 원) Medical Expenses (KRW 1,000)		원 외 처방률 Prescription rate (%)	원외처방 횟 수 당 처방일수 Prescription days per prescription time	건 당 내원일수 Visits per Claim	건 당 요양급여비용 Medical Expenses per claim	건 당 급 여 비 Benefit per claim	일 당 요 양 급 여 비 용 Medical Expenses per day	
계 Total	급 여 비 Benefit						내 원 Visit	요 양 Reimbursed
2,577,198,165	1,938,886,779	-	-	1.09	54,222	40,792	49,830	8,644
2,032,225,377	1,545,103,483	-	-	1.14	66,745	50,746	58,674	38,812
966,467,114	789,590,102	-	-	9.10	1,841,956	1,504,853	202,440	140,937
1,065,758,263	755,513,382	58.36	14.21	1.00	35,617	25,249	35,689	23,422
318,360,401	250,751,716	-	66.22	1.37	300,604	236,766	218,804	94,275
209,173,706	177,221,399	-	-	6.93	3,118,319	2,641,980	449,897	234,714
109,186,695	73,530,317	45.71	66.22	1.00	110,068	74,124	110,282	43,925
563,366,059	434,213,756	-	41.79	1.32	199,605	153,846	151,645	49,626
380,854,986	317,086,036	-	25.89	6.43	2,273,327	1,892,689	353,596	180,688
182,511,072	117,127,720	52.14	41.80	0.99	68,746	44,118	69,187	19,743
195,807,824	147,572,654	-	8.55	1.26	90,862	68,479	72,173	47,657
122,566,201	98,661,768	-	6.76	6.94	1,303,702	1,049,437	187,932	105,404
73,241,622	48,910,885	65.71	8.56	1.00	35,537	23,732	35,539	24,863
221,287,012	170,201,830	-	20.97	7.12	630,226	484,736	88,571	81,988
206,603,068	157,951,173	-	4.05	17.07	1,546,268	1,182,145	90,578	88,932
14,683,943	12,250,658	29.04	20.99	1.00	67,510	56,323	67,521	39,067
505,314,468	378,901,818	-	10.47	1.01	28,056	21,038	27,817	20,921
41,610,723	34,277,801	-	5.48	4.64	834,468	687,412	179,822	138,767
463,703,746	344,624,018	75.64	10.47	1.00	25,818	19,188	25,856	19,439
12,496,293	7,754,956	-	5.87	1.00	61,561	38,204	61,640	60,693
329,569	248,347	-	5.21	3.77	1,202,806	906,375	319,350	152,226
12,166,724	7,506,609	24.62	5.87	0.99	60,019	37,030	60,321	59,720
122,306,960	84,934,197	-	3.35	0.99	54,985	38,184	55,337	55,328
-	-	-	-	-	-	-	-	-
122,306,960	84,934,197	21.00	3.35	0.99	54,985	38,184	55,337	55,328
-	-	-	-	-	-	-	-	-
-	-	-	-	-	-	-	-	-
-	-	-	-	-	-	-	-	-
-	-	-	-	-	-	-	-	-
-	-	-	-	-	-	-	-	-
-	-	-	-	-	-	-	-	-
487,193	414,322	-	35.09	1.00	4,869	4,141	4,869	4,725
-	-	-	-	-	-	-	-	-
487,193	414,322	60.01	35.09	1.00	4,869	4,141	4,869	4,725
195,147	169,341	-	28.55	1.00	4,222	3,664	4,222	4,222
-	-	-	-	-	-	-	-	-
195,147	169,341	82.32	28.55	1.00	4,222	3,664	4,222	4,222
229,114	179,639	-	-	1.00	15,479	12,136	15,479	1,713
-	-	-	-	-	-	-	-	-
229,114	179,639	-	-	1.00	15,479	12,136	15,479	1,713
10,105,529	7,120,215	-	33.58	1.27	51,963	36,613	41,019	33,655
5,193,015	4,040,275	-	5.78	5.31	431,708	335,878	81,245	76,537
4,912,514	3,079,941	2.57	33.72	1.00	26,926	16,881	26,926	21,136
82,269,379	62,889,039	-	-	1.00	25,186	19,253	25,168	22,414
135,845	103,304	-	-	8.94	470,051	357,452	52,571	52,409
82,133,534	62,785,735	-	-	1.00	25,146	19,223	25,146	22,393
544,972,788	393,783,295	-	-	1.00	31,901	23,051	31,901	2,217
544,972,788	393,783,295	-	-	1.00	31,901	23,051	31,901	2,217
-	-	-	-	-	-	-	-	-

Note : According to the review result

제Ⅳ-4-7표
Table Ⅳ-4-7

요양기관 소재지별
Review Records by Location

구 분 Division			청 구 건 수 Claims	일 수 Number of Days		원외처방횟수 Prescription times	원외처방일수 Prescription days
				내 원 Visit	요 양 Reimbursed		
총 계 Total			31,554,107	34,718,677	176,657,769	-	-
의 료 기 관 Medical Insti- tution	소 계 Subtotal	소계 Subtotal	20,130,505	23,295,075	33,499,504	11,717,477	146,180,135
		입원 Inpatient	373,528	3,552,646	4,913,729	8,907	79,947
		외래 Outpatient	19,756,977	19,742,429	28,585,775	11,708,570	146,100,188
	상급종합병원 Tertiary hospital	소계 Subtotal	-	-	-	-	-
		입원 Inpatient	-	-	-	-	-
		외래 Outpatient	-	-	-	-	-
	종 합 병 원 General hospital	소계 Subtotal	2,305,647	3,039,845	6,088,149	1,168,511	42,583,800
		입원 Inpatient	130,238	865,239	1,763,806	4,551	59,382
		외래 Outpatient	2,175,409	2,174,606	4,324,343	1,163,960	42,524,418
	병 원 Hospital	소계 Subtotal	2,378,655	3,005,512	5,729,812	1,443,091	14,130,014
		입원 Inpatient	92,801	720,127	1,081,148	2,031	10,957
		외래 Outpatient	2,285,854	2,285,385	4,648,664	1,441,060	14,119,057
	요 양 병 원 Healthcare Institute	소계 Subtotal	216,535	1,926,130	2,130,033	50,134	822,619
		입원 Inpatient	112,175	1,821,770	1,838,180	54	242
		외래 Outpatient	104,360	104,360	291,853	50,080	822,377
	의 원 Clinic	소계 Subtotal	11,440,176	11,517,240	15,286,056	8,687,099	84,553,918
		입원 Inpatient	35,598	119,169	203,805	2,271	9,366
		외래 Outpatient	11,404,578	11,398,071	15,082,251	8,684,828	84,544,552
	치 과 병 원 Dental hospital	소계 Subtotal	92,473	92,031	92,037	18,548	81,809
		입원 Inpatient	-	-	-	-	-
		외래 Outpatient	92,473	92,031	92,037	18,548	81,809
	치 과 의 원 Dental clinic	소계 Subtotal	1,477,005	1,470,678	1,471,939	288,524	890,608
		입원 Inpatient	1	-	-	-	-
		외래 Outpatient	1,477,004	1,470,678	1,471,939	288,524	890,608
	조 산 원 Midwifery clinic	소계 Subtotal	-	-	-	-	-
		입원 Inpatient	-	-	-	-	-
		외래 Outpatient	-	-	-	-	-
	보건의료원 Hospitalized health center	소계 Subtotal	-	-	-	-	-
		입원 Inpatient	-	-	-	-	-
		외래 Outpatient	-	-	-	-	-
	보 건 소 Health center	소계 Subtotal	71,146	71,146	76,178	53,462	2,844,452
		입원 Inpatient	-	-	-	-	-
		외래 Outpatient	71,146	71,146	76,178	53,462	2,844,452
	보 건 지 소 Health subcenter	소계 Subtotal	17,691	17,691	99,571	8,086	272,631
		입원 Inpatient	-	-	-	-	-
		외래 Outpatient	17,691	17,691	99,571	8,086	272,631
	보건진료소 Primary health care post	소계 Subtotal	28,875	28,875	233,688	-	-
		입원 Inpatient	-	-	-	-	-
		외래 Outpatient	28,875	28,875	233,688	-	-
	한 방 병 원 Oriental hospital	소계 Subtotal	56,752	80,378	89,682	22	284
		입원 Inpatient	2,715	26,341	26,790	-	-
		외래 Outpatient	54,037	54,037	62,892	22	284
	한 의 원 Oriental clinic	소계 Subtotal	2,045,550	2,045,549	2,202,359	-	-
		입원 Inpatient	-	-	-	-	-
		외래 Outpatient	2,045,550	2,045,549	2,202,359	-	-
약 국 Pharmacy		소계 Subtotal	11,423,602	11,423,602	143,158,265	-	-
		처방 Prescription	11,423,602	11,423,602	143,158,265	-	-
		직접 Without prescription	-	-	-	-	-

주 : 심사결정기준

요양급여비용 심사실적(울산)

of the Provider(Ulsan)

(단위 : 건, 일, 회, 원)
Unit : Claim, Day, Time, KRW

요 양 급 여 비 용 (천 원) Medical Expenses (KRW 1,000)		원 외 처방률 Prescription rate (%)	원외처방 횟 수 당 처방일수 Prescription days per prescription time	건 당 내원일수 Visits per Claim	건 당 요양급여비용 Medical Expenses per claim	건 당 급 여 비 Benefit per claim	일 당 요 양 급 여 비 용 Medical Expenses per day	
계 Total	급 여 비 Benefit						내 원 Visit	요 양 Reimbursed
1,539,412,320	1,151,569,171	-	-	1.10	48,786	36,495	44,340	8,714
1,226,835,407	926,311,272	-	-	1.16	60,944	46,015	52,665	36,622
579,691,539	467,549,107	-	-	9.51	1,551,936	1,251,711	163,172	117,974
647,143,869	458,762,165	59.31	12.48	1.00	32,755	23,220	32,779	22,639
-	-	-	-	-	-	-	-	-
-	-	-	-	-	-	-	-	-
-	-	-	-	-	-	-	-	-
452,368,369	351,461,986	-	36.44	1.32	196,200	152,435	148,813	74,303
300,511,117	249,410,409	-	13.05	6.64	2,307,400	1,915,036	347,316	170,377
151,857,251	102,051,576	53.53	36.53	1.00	69,806	46,911	69,832	35,117
181,197,086	134,875,772	-	9.79	1.26	76,176	56,703	60,288	31,624
103,463,161	83,419,413	-	5.39	7.76	1,114,893	898,906	143,673	95,698
77,733,925	51,456,359	63.06	9.80	1.00	34,007	22,511	34,013	16,722
155,606,662	118,128,390	-	16.41	8.90	718,621	545,539	80,787	73,054
151,529,582	115,110,394	-	4.48	16.24	1,350,832	1,026,168	83,177	82,435
4,077,080	3,017,997	47.99	16.42	1.00	39,067	28,919	39,067	13,970
304,669,786	226,363,009	-	9.73	1.01	26,632	19,787	26,453	19,931
22,367,609	18,227,603	-	4.12	3.35	628,339	512,040	187,697	109,750
282,302,177	208,135,407	76.20	9.73	1.00	24,753	18,250	24,768	18,718
4,802,361	2,941,283	-	4.41	1.00	51,933	31,807	52,182	52,179
-	-	-	-	-	-	-	-	-
4,802,361	2,941,283	20.15	4.41	1.00	51,933	31,807	52,182	52,179
73,890,834	51,494,344	-	3.09	1.00	50,027	34,864	50,243	50,200
18	14	-	-	-	17,660	14,130	-	-
73,890,816	51,494,330	19.62	3.09	1.00	50,027	34,864	50,243	50,200
-	-	-	-	-	-	-	-	-
-	-	-	-	-	-	-	-	-
-	-	-	-	-	-	-	-	-
-	-	-	-	-	-	-	-	-
-	-	-	-	-	-	-	-	-
-	-	-	-	-	-	-	-	-
348,530	302,557	-	53.21	1.00	4,899	4,253	4,899	4,575
-	-	-	-	-	-	-	-	-
348,530	302,557	75.14	53.21	1.00	4,899	4,253	4,899	4,575
209,405	157,452	-	33.72	1.00	11,837	8,900	11,837	2,103
-	-	-	-	-	-	-	-	-
209,405	157,452	45.71	33.72	1.00	11,837	8,900	11,837	2,103
410,242	323,468	-	-	1.00	14,208	11,202	14,208	1,756
-	-	-	-	-	-	-	-	-
410,242	323,468	-	-	1.00	14,208	11,202	14,208	1,756
3,407,626	2,350,422	-	12.91	1.42	60,044	41,416	42,395	37,997
1,820,052	1,381,273	-	-	9.70	670,369	508,756	69,096	67,938
1,587,574	969,148	0.04	12.91	1.00	29,379	17,935	29,379	25,243
49,924,508	37,912,588	-	-	1.00	24,406	18,534	24,406	22,669
-	-	-	-	-	-	-	-	-
49,924,508	37,912,588	-	-	1.00	24,406	18,534	24,406	22,669
312,576,912	225,257,899	-	-	1.00	27,362	19,719	27,362	2,183
312,576,912	225,257,899	-	-	1.00	27,362	19,719	27,362	2,183
-	-	-	-	-	-	-	-	-

Note : According to the review result

제Ⅳ-4-8표
Table Ⅳ-4-8

요양기관 소재지별
Review Records by Location

구 분 Division			청 구 건 수 Claims	일 수 Number of Days		원외처방횟수 Prescription times	원외처방일수 Prescription days
				내 원 Visit	요 양 Reimbursed		
총 계 Total			6,923,252	7,129,520	28,658,652	-	-
의 료 기 관 Medical Insti- tution	소 계 Subtotal	소계 Subtotal	4,243,245	4,449,513	5,559,571	2,722,053	22,779,689
		입원 Inpatient	21,674	229,647	258,849	842	3,628
		외래 Outpatient	4,221,571	4,219,866	5,300,722	2,721,211	22,776,061
	상급종합병원 Tertiary hospital	소계 Subtotal	-	-	-	-	-
		입원 Inpatient	-	-	-	-	-
		외래 Outpatient	-	-	-	-	-
	중 합 병 원 General hospital	소계 Subtotal	-	-	-	-	-
		입원 Inpatient	-	-	-	-	-
		외래 Outpatient	-	-	-	-	-
	병 원 Hospital	소계 Subtotal	30,952	39,534	60,276	17,518	271,613
		입원 Inpatient	1,550	10,132	18,898	18	77
		외래 Outpatient	29,402	29,402	41,378	17,500	271,536
	요 양 병 원 Healthcare Institute	소계 Subtotal	12,366	180,650	207,281	808	14,339
		입원 Inpatient	9,627	177,911	180,061	3	3
		외래 Outpatient	2,739	2,739	27,220	805	14,336
	의 원 Clinic	소계 Subtotal	3,367,864	3,398,651	3,983,041	2,635,740	21,915,544
		입원 Inpatient	10,437	41,298	59,574	820	3,541
		외래 Outpatient	3,357,427	3,357,353	3,923,467	2,634,920	21,912,003
	치 과 병 원 Dental hospital	소계 Subtotal	11,497	11,468	11,472	2,273	11,002
		입원 Inpatient	-	-	-	-	-
		외래 Outpatient	11,497	11,468	11,472	2,273	11,002
	치 과 의 원 Dental clinic	소계 Subtotal	358,439	356,838	356,881	57,692	200,307
		입원 Inpatient	-	-	-	-	-
		외래 Outpatient	358,439	356,838	356,881	57,692	200,307
	조 산 원 Midwifery clinic	소계 Subtotal	-	-	-	-	-
		입원 Inpatient	-	-	-	-	-
		외래 Outpatient	-	-	-	-	-
	보건의료원 Hospitalized health center	소계 Subtotal	-	-	-	-	-
		입원 Inpatient	-	-	-	-	-
		외래 Outpatient	-	-	-	-	-
	보 건 소 Health center	소계 Subtotal	8,730	8,730	11,353	4,330	170,118
		입원 Inpatient	-	-	-	-	-
		외래 Outpatient	8,730	8,730	11,353	4,330	170,118
	보 건 지 소 Health subcenter	소계 Subtotal	10,108	10,108	287,046	3,691	196,759
		입원 Inpatient	-	-	-	-	-
		외래 Outpatient	10,108	10,108	287,046	3,691	196,759
	보건진료소 Primary health care post	소계 Subtotal	15,965	15,965	175,278	-	-
		입원 Inpatient	-	-	-	-	-
		외래 Outpatient	15,965	15,965	175,278	-	-
	한 방 병 원 Oriental hospital	소계 Subtotal	423	585	815	1	7
		입원 Inpatient	41	203	213	1	7
		외래 Outpatient	382	382	602	-	-
	한 의 원 Oriental clinic	소계 Subtotal	426,901	426,984	466,128	-	-
		입원 Inpatient	19	103	103	-	-
		외래 Outpatient	426,882	426,881	466,025	-	-
약 국 Pharmacy		소계 Subtotal	2,680,007	2,680,007	23,099,081	-	-
		처방 Prescription	2,673,768	2,673,768	23,079,648	-	-
		직접 Without prescription	6,239	6,239	19,433	-	-

주 : 심사결정기준

요양급여비용 심사실적(세종)

of the Provider(Sejong)

(단위 : 건, 일, 회, 원)
Unit : Claim, Day, Time, KRW

요 양 급 여 비 용 (천 원) Medical Expenses (KRW 1,000)		원 외 처방률 Prescription rate (%)	원외처방 횟 수 당 처방일수 Prescription days per prescription time	건 당 내원일수 Visits per Claim	건 당 요양급여비용 Medical Expenses per claim	건 당 급 여 비 Benefit per claim	일 당 요 양 급 여 비 용 Medical Expenses per day	
계 Total	급 여 비 Benefit						내 원 Visit	요 양 Reimbursed
191,572,155	141,952,019	-	-	1.03	27,671	20,504	26,870	6,685
137,754,993	102,983,873	-	-	1.05	32,465	24,270	30,960	24,778
20,887,788	16,504,433	-	-	10.60	963,726	761,485	90,956	80,695
116,867,205	86,479,439	64.49	8.37	1.00	27,683	20,485	27,695	22,047
-	-	-	-	-	-	-	-	-
-	-	-	-	-	-	-	-	-
-	-	-	-	-	-	-	-	-
-	-	-	-	-	-	-	-	-
-	-	-	-	-	-	-	-	-
2,194,110	1,570,653	-	15.50	1.28	70,888	50,745	55,499	36,401
1,175,642	900,311	-	4.28	6.54	758,479	580,846	116,033	62,210
1,018,468	670,342	59.52	15.52	1.00	34,639	22,799	34,639	24,614
13,579,544	10,185,344	-	17.75	14.61	1,098,135	823,657	75,170	65,513
13,506,005	10,135,142	-	1.00	18.48	1,402,930	1,052,783	75,914	75,008
73,538	50,202	29.39	17.81	1.00	26,849	18,328	26,849	2,702
90,987,197	68,819,606	-	8.31	1.01	27,016	20,434	26,772	22,844
6,189,192	5,456,046	-	4.32	3.96	593,005	522,760	149,867	103,891
84,798,005	63,363,560	78.48	8.32	1.00	25,257	18,873	25,257	21,613
568,646	354,072	-	4.84	1.00	49,460	30,797	49,585	49,568
-	-	-	-	-	-	-	-	-
568,646	354,072	19.82	4.84	1.00	49,460	30,797	49,585	49,568
18,477,935	13,056,527	-	3.47	1.00	51,551	36,426	51,782	51,776
-	-	-	-	-	-	-	-	-
18,477,935	13,056,527	16.17	3.47	1.00	51,551	36,426	51,782	51,776
-	-	-	-	-	-	-	-	-
-	-	-	-	-	-	-	-	-
-	-	-	-	-	-	-	-	-
-	-	-	-	-	-	-	-	-
-	-	-	-	-	-	-	-	-
42,686	35,235	-	39.29	1.00	4,890	4,036	4,890	3,760
-	-	-	-	-	-	-	-	-
42,686	35,235	49.60	39.29	1.00	4,890	4,036	4,890	3,760
473,322	336,887	-	53.31	1.00	46,826	33,329	46,826	1,649
-	-	-	-	-	-	-	-	-
473,322	336,887	36.52	53.31	1.00	46,826	33,329	46,826	1,649
289,998	218,293	-	-	1.00	18,165	13,673	18,165	1,655
-	-	-	-	-	-	-	-	-
289,998	218,293	-	-	1.00	18,165	13,673	18,165	1,655
20,292	14,165	-	7.00	1.38	47,972	33,487	34,687	24,898
11,627	8,890	-	7.00	4.95	283,577	216,837	57,274	54,585
8,665	5,275	-	-	1.00	22,684	13,808	22,684	14,394
11,121,263	8,393,091	-	-	1.00	26,051	19,661	26,046	23,859
5,321	4,044	-	-	5.42	280,068	212,856	51,663	51,663
11,115,942	8,389,046	-	-	1.00	26,040	19,652	26,040	23,853
53,817,162	38,968,146	-	-	1.00	20,081	14,540	20,081	2,330
53,783,857	38,947,849	-	-	1.00	20,115	14,567	20,115	2,330
33,305	20,298	-	-	1.00	5,338	3,253	5,338	1,714

Note : According to the review result

제Ⅳ-4-9표
Table IV-4-9

요양기관 소재지별
Review Records by Location

구 분 Division			청 구 건 수 Claims	일 수 Number of Days		원외처방횟수 Prescription times	원외처방일수 Prescription days
				내 원 Visit	요 양 Reimbursed		
총 계 Total			324,478,408	348,365,949	1,923,252,471	-	-
의 료 기 관 Medical Insti- tution	소 계 Subtotal	소계 Subtotal	205,191,561	229,079,102	317,567,788	120,939,254	1,600,348,030
		입원 Inpatient	3,204,222	27,291,098	41,225,527	75,968	926,016
		외래 Outpatient	201,987,339	201,788,004	276,342,261	120,863,286	1,599,422,014
	상급종합병원 Tertiary hospital	소계 Subtotal	6,205,013	7,736,885	18,529,313	2,273,307	142,214,433
		입원 Inpatient	409,791	1,967,127	5,062,106	2,059	56,226
		외래 Outpatient	5,795,222	5,769,758	13,467,207	2,271,248	142,158,207
	중 합 병 원 General hospital	소계 Subtotal	16,452,067	20,938,249	45,492,679	7,988,855	310,089,166
		입원 Inpatient	962,192	5,465,906	11,489,596	28,341	383,575
		외래 Outpatient	15,489,875	15,472,343	34,003,083	7,960,514	309,705,591
	병 원 Hospital	소계 Subtotal	13,505,353	18,029,926	26,988,748	7,614,957	106,721,884
		입원 Inpatient	678,834	5,210,980	9,007,097	22,871	279,404
		외래 Outpatient	12,826,519	12,818,946	17,981,651	7,592,086	106,442,480
	요 양 병 원 Healthcare Institute	소계 Subtotal	1,520,727	13,420,081	18,259,417	253,302	5,932,592
		입원 Inpatient	771,499	12,672,853	13,168,695	1,242	28,073
		외래 Outpatient	749,228	747,228	5,090,722	252,060	5,904,519
	의 원 Clinic	소계 Subtotal	127,126,312	128,312,141	159,512,154	98,838,562	989,488,117
		입원 Inpatient	336,300	1,582,673	2,080,343	20,457	167,590
		외래 Outpatient	126,790,012	126,729,468	157,431,811	98,818,105	989,320,527
	치 과 병 원 Dental hospital	소계 Subtotal	480,922	478,015	484,764	89,857	337,062
		입원 Inpatient	100	191	382	1	3
		외래 Outpatient	480,822	477,824	484,382	89,856	337,059
	치 과 의 원 Dental clinic	소계 Subtotal	16,569,249	16,486,035	16,510,798	3,180,300	10,837,144
		입원 Inpatient	10	8	8	7	34
		외래 Outpatient	16,569,239	16,486,027	16,510,790	3,180,293	10,837,110
	조 산 원 Midwifery clinic	소계 Subtotal	295	655	655	-	-
		입원 Inpatient	295	655	655	-	-
		외래 Outpatient	-	-	-	-	-
	보건의료원 Hospitalized health center	소계 Subtotal	30,451	31,837	37,068	23,441	630,939
		입원 Inpatient	319	1,705	2,942	3	81
		외래 Outpatient	30,132	30,132	34,126	23,438	630,858
	보 건 소 Health center	소계 Subtotal	1,052,548	1,052,548	1,288,747	566,382	28,684,888
		입원 Inpatient	-	-	-	-	-
		외래 Outpatient	1,052,548	1,052,548	1,288,747	566,382	28,684,888
	보 건 지 소 Health subcenter	소계 Subtotal	235,503	235,503	2,900,504	91,626	5,132,138
		입원 Inpatient	-	-	-	-	-
		외래 Outpatient	235,503	235,503	2,900,504	91,626	5,132,138
	보건진료소 Primary health care post	소계 Subtotal	288,662	288,667	3,648,931	-	-
		입원 Inpatient	-	-	-	-	-
		외래 Outpatient	288,662	288,667	3,648,931	-	-
	한 방 병 원 Oriental hospital	소계 Subtotal	606,591	918,728	1,029,877	18,665	279,667
		입원 Inpatient	41,064	353,216	377,458	987	11,030
		외래 Outpatient	565,527	565,512	652,419	17,678	268,637
	한 의 원 Oriental clinic	소계 Subtotal	21,117,868	21,149,832	22,884,133	-	-
		입원 Inpatient	3,818	35,784	36,245	-	-
		외래 Outpatient	21,114,050	21,114,048	22,847,888	-	-
약 국 Pharmacy	소 계 Subtotal	소계 Subtotal	119,286,847	119,286,847	1,605,684,683	-	-
		처방 Prescription	118,967,189	118,967,189	1,604,647,131	-	-
		직접 Without prescription	319,658	319,658	1,037,552	-	-

주 : 심사결정기준

요양급여비용 심사실적(경기)

of the Provider(Gyeonggi)

(단위 : 건, 일, 회, 원)
Unit : Claim, Day, Time, KRW

요 양 급 여 비 용 (천 원) Medical Expenses (KRW 1,000)		원 외 처방률 Prescription rate (%)	원외처방 횟 수 당 처방일수 Prescription days per prescription time	건 당 내원일수 Visits per Claim	건 당 요양급여비용 Medical Expenses per claim	건 당 급 여 비 Benefit per claim	일 당 요 양 급 여 비 용 Medical Expenses per day	
계 Total	급 여 비 Benefit						내 원 Visit	요 양 Reimbursed
15,644,112,135	11,731,241,248	-	-	1.07	48,213	36,154	44,907	8,134
12,167,803,771	9,222,330,696	-	-	1.12	59,300	44,945	53,116	38,316
5,361,602,135	4,386,542,313	-	-	8.52	1,673,293	1,368,988	196,460	130,055
6,806,201,637	4,835,788,383	59.90	13.23	1.00	33,696	23,941	33,729	24,630
1,655,869,167	1,285,622,704	-	62.56	1.25	266,860	207,191	214,023	89,365
1,063,993,595	910,939,917	-	27.31	4.80	2,596,430	2,222,938	540,887	210,188
591,875,572	374,682,787	39.36	62.59	1.00	102,132	64,654	102,582	43,949
3,076,782,294	2,372,919,010	-	38.82	1.27	187,015	144,232	146,946	67,632
1,987,563,596	1,654,682,633	-	13.53	5.68	2,065,662	1,719,701	363,629	172,988
1,089,218,698	718,236,377	51.45	38.91	1.00	70,318	46,368	70,398	32,033
1,370,031,994	1,021,238,069	-	14.01	1.34	101,444	75,617	75,987	50,763
880,202,917	699,573,864	-	12.22	7.68	1,296,639	1,030,552	168,913	97,723
489,829,076	321,664,205	59.23	14.02	1.00	38,189	25,078	38,211	27,240
1,147,084,261	886,127,803	-	23.42	8.82	754,300	582,700	85,475	62,822
1,111,032,828	858,922,349	-	22.60	16.43	1,440,096	1,113,316	87,670	84,369
36,051,433	27,205,454	33.73	23.43	1.00	48,118	36,311	48,247	7,082
3,430,798,061	2,583,705,996	-	10.01	1.01	26,987	20,324	26,738	21,508
286,138,175	237,379,235	-	8.19	4.71	850,842	705,856	180,794	137,544
3,144,659,886	2,346,326,761	77.98	10.01	1.00	24,802	18,506	24,814	19,975
26,184,323	16,091,463	-	3.75	0.99	54,446	33,460	54,777	54,015
29,158	23,018	-	3.00	1.91	291,576	230,180	152,658	76,329
26,155,165	16,068,445	18.81	3.75	0.99	54,397	33,419	54,738	53,997
876,211,598	611,075,385	-	3.41	0.99	52,882	36,880	53,149	53,069
1,557	1,245	-	4.86	0.80	155,673	124,544	194,591	194,591
876,210,042	611,074,140	19.29	3.41	0.99	52,882	36,880	53,149	53,069
236,813	232,526	-	-	2.22	802,757	788,225	361,547	361,547
236,813	232,526	-	-	2.22	802,757	788,225	361,547	361,547
-	-	-	-	-	-	-	-	-
1,115,529	832,165	-	26.92	1.05	36,634	27,328	35,039	30,094
205,742	162,541	-	27.00	5.34	644,958	509,531	120,670	69,933
909,788	669,625	77.78	26.92	1.00	30,193	22,223	30,193	26,660
5,313,090	4,430,081	-	50.65	1.00	5,048	4,209	5,048	4,123
-	-	-	-	-	-	-	-	-
5,313,090	4,430,081	53.81	50.65	1.00	5,048	4,209	5,048	4,123
5,166,441	3,752,295	-	56.01	1.00	21,938	15,933	21,938	1,781
-	-	-	-	-	-	-	-	-
5,166,441	3,752,295	38.91	56.01	1.00	21,938	15,933	21,938	1,781
5,901,831	4,462,767	-	-	1.00	20,445	15,460	20,445	1,617
-	-	-	-	-	-	-	-	-
5,901,831	4,462,767	-	-	1.00	20,445	15,460	20,445	1,617
48,389,036	34,414,465	-	14.98	1.51	79,772	56,734	52,670	46,985
30,243,668	23,125,593	-	11.18	8.60	736,501	563,160	85,624	80,125
18,145,368	11,288,872	3.13	15.20	1.00	32,086	19,962	32,087	27,812
518,719,333	397,425,967	-	-	1.00	24,563	18,819	24,526	22,667
1,954,087	1,499,391	-	-	9.37	511,809	392,716	54,608	53,913
516,765,247	395,926,576	-	-	1.00	24,475	18,752	24,475	22,618
3,476,308,363	2,508,910,552	-	-	1.00	29,142	21,033	29,142	2,165
3,474,239,987	2,507,653,797	-	-	1.00	29,203	21,079	29,203	2,165
2,068,377	1,256,755	-	-	1.00	6,471	3,932	6,471	1,994

Note : According to the review result

제Ⅳ-4-10표

Table Ⅳ-4-10

요양기관 소재지별

Review Records by Location

구 분 Division			청 구 건 수 Claims	일 수 Number of Days		원외처방횟수 Prescription times	원외처방일수 Prescription days
				내 원 Visit	요 양 Reimbursed		
총 계 Total			38,930,280	41,595,915	272,065,265	-	-
의 료 기 관 Medical Insti- tution	소 계 Subtotal	소계 Subtotal	24,734,087	27,399,722	46,662,359	14,130,887	227,346,974
		입원 Inpatient	388,876	3,074,308	5,140,024	22,178	160,939
		외래 Outpatient	24,345,211	24,325,414	41,522,335	14,108,709	227,186,035
	상급종합병원 Tertiary hospital	소계 Subtotal	622,431	860,876	2,624,347	289,163	18,709,572
		입원 Inpatient	55,485	294,320	650,089	7,628	42,170
		외래 Outpatient	566,946	566,556	1,974,258	281,535	18,667,402
	중 합 병 원 General hospital	소계 Subtotal	2,651,905	3,528,533	6,928,627	1,449,519	54,152,022
		입원 Inpatient	160,238	1,039,447	2,115,265	11,195	83,506
		외래 Outpatient	2,491,667	2,489,086	4,813,362	1,438,324	54,068,516
	병 원 Hospital	소계 Subtotal	1,315,345	1,972,447	4,688,980	715,957	12,210,843
		입원 Inpatient	72,556	729,858	1,252,641	1,020	10,276
		외래 Outpatient	1,242,789	1,242,589	3,436,339	714,937	12,200,567
	요 양 병 원 Healthcare Institute	소계 Subtotal	118,469	811,336	982,779	23,051	530,648
		입원 Inpatient	45,709	738,578	763,638	281	9,144
		외래 Outpatient	72,760	72,758	219,141	22,770	521,504
	의 원 Clinic	소계 Subtotal	14,736,962	14,928,823	20,166,974	11,008,900	131,734,071
		입원 Inpatient	51,793	248,829	330,721	2,046	15,797
		외래 Outpatient	14,685,169	14,679,994	19,836,253	11,006,854	131,718,274
	치 과 병 원 Dental hospital	소계 Subtotal	66,904	67,158	69,525	15,959	77,386
		입원 Inpatient	597	1,072	3,401	1	7
		외래 Outpatient	66,307	66,086	66,124	15,958	77,379
	치 과 의 원 Dental clinic	소계 Subtotal	1,781,656	1,770,260	1,779,842	401,002	1,326,218
		입원 Inpatient	2	-	-	-	-
		외래 Outpatient	1,781,654	1,770,260	1,779,842	401,002	1,326,218
	조 산 원 Midwifery clinic	소계 Subtotal	-	-	-	-	-
		입원 Inpatient	-	-	-	-	-
		외래 Outpatient	-	-	-	-	-
	보건의료원 Hospitalized health center	소계 Subtotal	55,823	56,147	57,238	35,099	630,888
		입원 Inpatient	33	357	394	7	39
		외래 Outpatient	55,790	55,790	56,844	35,092	630,849
	보 건 소 Health center	소계 Subtotal	238,139	238,139	265,878	159,231	6,737,342
		입원 Inpatient	-	-	-	-	-
		외래 Outpatient	238,139	238,139	265,878	159,231	6,737,342
	보 건 지 소 Health subcenter	소계 Subtotal	230,027	230,027	3,966,083	32,709	1,233,857
		입원 Inpatient	-	-	-	-	-
		외래 Outpatient	230,027	230,027	3,966,083	32,709	1,233,857
	보건진료소 Primary health care post	소계 Subtotal	219,714	219,880	2,148,159	-	-
		입원 Inpatient	-	-	-	-	-
		외래 Outpatient	219,714	219,880	2,148,159	-	-
	한 방 병 원 Oriental hospital	소계 Subtotal	32,341	51,409	69,400	297	4,127
		입원 Inpatient	2,224	21,292	22,959	-	-
		외래 Outpatient	30,117	30,117	46,441	297	4,127
	한 의 원 Oriental clinic	소계 Subtotal	2,664,371	2,664,687	2,914,527	-	-
		입원 Inpatient	239	555	916	-	-
		외래 Outpatient	2,664,132	2,664,132	2,913,611	-	-
약 국 Pharmacy	소 계 Subtotal	소계 Subtotal	14,196,193	14,196,193	225,402,906	-	-
		처방 Prescription	13,827,308	13,827,308	224,202,188	-	-
		직접 Without prescription	368,885	368,885	1,200,718	-	-

주 : 심사결정기준

요양급여비용 심사실적(강원)

of the Provider(Gangwon)

(단위 : 건, 일, 회, 원)

Unit : Claim, Day, Time, KRW

요 양 급 여 비 용 (천 원) Medical Expenses (KRW 1,000)		원 외 처방률 Prescription rate (%)	원외처방 횟 수 당 처방일수 Prescription days per prescription time	건 당 내원일수 Visits per Claim	건 당 요양급여비용 Medical Expenses per claim	건 당 급 여 비 Benefit per claim	일 당 요 양 급 여 비 용 Medical Expenses per day	
계 Total	급 여 비 Benefit						내 원 Visit	요 양 Reimbursed
1,981,705,337	1,486,667,436	-	-	1.07	50,904	38,188	47,642	7,284
1,494,561,438	1,135,868,448	-	-	1.11	60,425	45,923	54,547	32,029
669,180,989	549,558,568	-	-	7.91	1,720,808	1,413,197	217,669	130,190
825,380,449	586,309,880	58.00	16.10	1.00	33,903	24,083	33,931	19,878
214,571,930	166,893,236	-	64.70	1.38	344,732	268,131	249,248	81,762
152,730,494	129,358,262	-	5.53	5.30	2,752,645	2,331,410	518,927	234,938
61,841,436	37,534,974	49.69	66.31	1.00	109,078	66,206	109,153	31,324
484,831,845	373,126,425	-	37.36	1.33	182,824	140,701	137,403	69,975
324,249,371	268,913,969	-	7.46	6.49	2,023,549	1,678,216	311,944	153,290
160,582,475	104,212,457	57.79	37.59	1.00	64,448	41,824	64,515	33,362
133,727,022	98,127,287	-	17.06	1.50	101,667	74,602	67,798	28,519
88,831,411	68,790,088	-	10.07	10.06	1,224,315	948,096	121,711	70,915
44,895,611	29,337,199	57.54	17.07	1.00	36,125	23,606	36,131	13,065
64,154,966	49,568,502	-	23.02	6.85	541,534	418,409	79,073	65,279
59,868,162	45,936,013	-	32.54	16.16	1,309,767	1,004,966	81,059	78,399
4,286,805	3,632,489	31.30	22.90	1.00	58,917	49,924	58,919	19,562
406,263,580	309,813,761	-	11.97	1.01	27,568	21,023	27,213	20,145
41,160,241	34,763,129	-	7.72	4.80	794,707	671,194	165,416	124,456
365,103,339	275,050,632	74.98	11.97	1.00	24,862	18,730	24,871	18,406
4,733,102	2,994,604	-	4.85	1.00	70,745	44,760	70,477	68,078
324,854	261,946	-	7.00	1.80	544,144	438,770	303,036	95,517
4,408,248	2,732,659	24.15	4.85	1.00	66,482	41,212	66,705	66,666
106,605,858	73,787,666	-	3.31	0.99	59,835	41,415	60,220	59,896
33	27	-	-	-	16,625	13,305	-	-
106,605,825	73,787,639	22.65	3.31	0.99	59,835	41,415	60,220	59,896
-	-	-	-	-	-	-	-	-
-	-	-	-	-	-	-	-	-
-	-	-	-	-	-	-	-	-
1,267,603	946,330	-	17.97	1.01	22,708	16,952	22,577	22,146
15,999	11,815	-	5.57	10.82	484,815	358,038	44,815	40,606
1,251,604	934,515	62.90	17.98	1.00	22,434	16,751	22,434	22,018
1,202,831	1,026,385	-	42.31	1.00	5,051	4,310	5,051	4,524
-	-	-	-	-	-	-	-	-
1,202,831	1,026,385	66.86	42.31	1.00	5,051	4,310	5,051	4,524
6,864,673	4,945,983	-	37.72	1.00	29,843	21,502	29,843	1,731
-	-	-	-	-	-	-	-	-
6,864,673	4,945,983	14.22	37.72	1.00	29,843	21,502	29,843	1,731
3,628,580	2,815,078	-	-	1.00	16,515	12,812	16,503	1,689
-	-	-	-	-	-	-	-	-
3,628,580	2,815,078	-	-	1.00	16,515	12,812	16,503	1,689
2,862,925	2,055,246	-	13.90	1.59	88,523	63,549	55,689	41,253
1,984,471	1,510,555	-	-	9.57	892,298	679,206	93,203	86,435
878,454	544,692	0.99	13.90	1.00	29,168	18,086	29,168	18,915
63,846,521	49,767,944	-	-	1.00	23,963	18,679	23,960	21,906
15,954	12,764	-	-	2.32	66,754	53,408	28,746	17,417
63,830,567	49,755,180	-	-	1.00	23,959	18,676	23,959	21,908
487,143,899	350,798,988	-	16.21	1.00	34,315	24,711	34,315	2,161
484,362,583	349,108,917	-	16.21	1.00	35,029	25,248	35,029	2,160
2,781,317	1,690,071	-	-	1.00	7,540	4,582	7,540	2,316

Note : According to the review result

제Ⅳ-4-11표

Table Ⅳ-4-11

요양기관 소재지별

Review Records by Location

구 분 Division			청 구 건 수 Claims	일 수 Number of Days		원외처방횟수 Prescription times	원외처방일수 Prescription days
				내 원 Visit	요 양 Reimbursed		
총 계 Total			45,700,433	49,212,167	267,897,991	-	-
의 료 기 관 Medical Insti- tution	소 계 Subtotal	소계 Subtotal	28,814,341	32,326,075	50,580,773	17,170,779	218,839,976
		입원 Inpatient	404,621	3,948,963	5,533,266	8,394	76,890
		외래 Outpatient	28,409,720	28,377,112	45,047,507	17,162,385	218,763,086
	상급종합병원 Tertiary hospital	소계 Subtotal	631,008	878,964	1,862,065	244,251	15,015,684
		입원 Inpatient	47,614	297,276	561,074	147	8,570
		외래 Outpatient	583,394	581,688	1,300,991	244,104	15,007,114
	중 합 병 원 General hospital	소계 Subtotal	2,036,370	2,833,503	6,677,467	1,105,489	35,016,917
		입원 Inpatient	114,361	912,997	1,699,192	3,791	42,714
		외래 Outpatient	1,922,009	1,920,506	4,978,275	1,101,698	34,974,203
	병 원 Hospital	소계 Subtotal	1,653,016	2,184,852	3,854,369	1,032,031	11,040,570
		입원 Inpatient	74,821	606,758	961,184	2,104	10,441
		외래 Outpatient	1,578,195	1,578,094	2,893,185	1,029,927	11,030,129
	요 양 병 원 Healthcare Institute	소계 Subtotal	235,739	1,909,566	2,453,754	54,985	799,540
		입원 Inpatient	101,045	1,776,050	1,830,309	10	111
		외래 Outpatient	134,694	133,516	623,445	54,975	799,429
	의 원 Clinic	소계 Subtotal	18,570,232	18,815,640	23,244,889	14,159,310	150,450,935
		입원 Inpatient	63,443	324,457	448,279	2,340	15,048
		외래 Outpatient	18,506,789	18,491,183	22,796,610	14,156,970	150,435,887
	치 과 병 원 Dental hospital	소계 Subtotal	57,935	57,505	57,532	13,741	47,060
		입원 Inpatient	-	-	-	-	-
		외래 Outpatient	57,935	57,505	57,532	13,741	47,060
	치 과 의 원 Dental clinic	소계 Subtotal	2,014,779	2,002,693	2,003,760	436,286	1,427,037
		입원 Inpatient	-	-	-	-	-
		외래 Outpatient	2,014,779	2,002,693	2,003,760	436,286	1,427,037
	조 산 원 Midwifery clinic	소계 Subtotal	29	87	87	-	-
		입원 Inpatient	29	87	87	-	-
		외래 Outpatient	-	-	-	-	-
	보건의료원 Hospitalized health center	소계 Subtotal	-	-	-	-	-
		입원 Inpatient	-	-	-	-	-
		외래 Outpatient	-	-	-	-	-
	보 건 소 Health center	소계 Subtotal	182,972	182,972	229,309	92,524	3,589,738
		입원 Inpatient	-	-	-	-	-
		외래 Outpatient	182,972	182,972	229,309	92,524	3,589,738
	보 건 지 소 Health subcenter	소계 Subtotal	164,360	164,360	3,668,488	28,922	1,422,197
		입원 Inpatient	-	-	-	-	-
		외래 Outpatient	164,360	164,360	3,668,488	28,922	1,422,197
	보건진료소 Primary health care post	소계 Subtotal	278,234	278,243	3,209,670	-	-
		입원 Inpatient	-	-	-	-	-
		외래 Outpatient	278,234	278,243	3,209,670	-	-
	한 방 병 원 Oriental hospital	소계 Subtotal	112,416	139,240	180,267	3,240	30,298
		입원 Inpatient	3,148	29,976	31,747	2	6
		외래 Outpatient	109,268	109,264	148,520	3,238	30,292
	한 의 원 Oriental clinic	소계 Subtotal	2,877,251	2,878,450	3,139,116	-	-
		입원 Inpatient	160	1,362	1,394	-	-
		외래 Outpatient	2,877,091	2,877,088	3,137,722	-	-
약 국 Pharmacy	소계 Subtotal	소계 Subtotal	16,886,092	16,886,092	217,317,218	-	-
		처방 Prescription	16,778,527	16,778,527	216,938,161	-	-
		직접 Without prescription	107,565	107,565	379,057	-	-

주 : 심사결정기준

요양급여비용 심사실적(충북)

of the Provider(Chungbuk)

(단위 : 건, 일, 회, 원)
Unit : Claim, Day, Time, KRW

요 양 급 여 비 용 (천 원) Medical Expenses (KRW 1,000)		원 외 처방률 Prescription rate (%)	원외처방 횟 수 당 처방일수 Prescription days per prescription time	건 당 내원일수 Visits per Claim	건 당 요양급여비용 Medical Expenses per claim	건 당 급 여 비 Benefit per claim	일 당 요 양 급 여 비 용 Medical Expenses per day	
계 Total	급 여 비 Benefit						내 원 Visit	요 양 Reimbursed
2,040,800,153	1,519,760,473	-	-	1.08	44,656	33,255	41,469	7,618
1,569,544,969	1,181,329,165	-	-	1.12	54,471	40,998	48,554	31,030
658,679,493	529,336,257	-	-	9.76	1,627,893	1,308,227	166,798	119,040
910,865,475	651,992,908	60.48	12.75	1.00	32,062	22,950	32,099	20,220
202,328,720	161,538,157	-	61.48	1.39	320,644	256,000	230,190	108,658
129,998,000	110,659,364	-	58.30	6.24	2,730,247	2,324,093	437,297	231,695
72,330,720	50,878,793	41.96	61.48	1.00	123,983	87,212	124,346	55,597
341,088,971	251,542,969	-	31.68	1.39	167,499	123,525	120,377	51,081
230,173,353	185,164,051	-	11.27	7.98	2,012,691	1,619,119	252,107	135,460
110,915,618	66,378,919	57.36	31.75	1.00	57,708	34,536	57,753	22,280
144,087,197	107,999,826	-	10.70	1.32	87,166	65,335	65,948	37,383
88,717,754	70,670,175	-	4.96	8.11	1,185,733	944,523	146,216	92,300
55,369,443	37,329,651	65.26	10.71	1.00	35,084	23,653	35,086	19,138
159,223,257	121,464,233	-	14.54	8.10	675,422	515,249	83,382	64,890
153,511,650	117,153,629	-	11.10	17.58	1,519,240	1,159,420	86,434	83,872
5,711,607	4,310,604	41.17	14.54	0.99	42,404	32,003	42,778	9,161
515,169,419	389,215,592	-	10.63	1.01	27,742	20,959	27,380	22,163
53,787,314	43,802,220	-	6.43	5.11	847,805	690,418	165,776	119,986
461,382,105	345,413,372	76.56	10.63	1.00	24,930	18,664	24,951	20,239
3,252,346	2,039,532	-	3.42	0.99	56,138	35,204	56,558	56,531
-	-	-	-	-	-	-	-	-
3,252,346	2,039,532	23.90	3.42	0.99	56,138	35,204	56,558	56,531
117,379,838	81,425,756	-	3.27	0.99	58,259	40,414	58,611	58,580
-	-	-	-	-	-	-	-	-
117,379,838	81,425,756	21.78	3.27	0.99	58,259	40,414	58,611	58,580
28,222	27,456	-	-	3.00	973,178	946,759	324,393	324,393
28,222	27,456	-	-	3.00	973,178	946,759	324,393	324,393
-	-	-	-	-	-	-	-	-
-	-	-	-	-	-	-	-	-
-	-	-	-	-	-	-	-	-
-	-	-	-	-	-	-	-	-
-	-	-	-	-	-	-	-	-
978,774	805,330	-	38.80	1.00	5,349	4,401	5,349	4,268
-	-	-	-	-	-	-	-	-
978,774	805,330	50.57	38.80	1.00	5,349	4,401	5,349	4,268
6,201,483	4,426,739	-	49.17	1.00	37,731	26,933	37,731	1,690
-	-	-	-	-	-	-	-	-
6,201,483	4,426,739	17.60	49.17	1.00	37,731	26,933	37,731	1,690
5,267,559	4,017,962	-	-	1.00	18,932	14,441	18,932	1,641
-	-	-	-	-	-	-	-	-
5,267,559	4,017,962	-	-	1.00	18,932	14,441	18,932	1,641
5,763,732	3,946,253	-	9.35	1.24	51,271	35,104	41,394	31,973
2,376,451	1,792,848	-	3.00	9.52	754,908	569,520	79,278	74,856
3,387,281	2,153,405	2.96	9.36	1.00	31,000	19,708	31,001	22,807
68,775,451	52,879,360	-	-	1.00	23,903	18,378	23,893	21,909
86,749	66,514	-	-	8.51	542,178	415,712	63,692	62,230
68,688,703	52,812,846	-	-	1.00	23,874	18,356	23,874	21,891
471,255,184	338,431,308	-	-	1.00	27,908	20,042	27,908	2,169
470,517,833	337,982,984	-	-	1.00	28,043	20,144	28,043	2,169
737,351	448,325	-	-	1.00	6,855	4,168	6,855	1,945

Note : According to the review result

제Ⅳ-4-12표

Table Ⅳ-4-12

요양기관 소재지별

Review Records by Location

구 분 Division			청 구 건 수 Claims	일 수 Number of Days		원외처방횟수 Prescription times	원외처방일수 Prescription days
				내 원 Visit	요 양 Reimbursed		
총 계 Total			59,722,901	64,550,835	350,839,258	-	-
의 료 기 관 Medical Insti- tution	소 계 Subtotal	소계 Subtotal	37,689,253	42,517,187	70,649,308	22,452,920	281,460,602
		입원 Inpatient	592,823	5,461,909	7,515,951	16,809	123,993
		외래 Outpatient	37,096,430	37,055,278	63,133,357	22,436,111	281,336,609
	상급종합병원 Tertiary hospital	소계 Subtotal	1,379,125	1,900,633	4,512,445	604,248	32,192,749
		입원 Inpatient	120,829	651,424	1,356,206	805	19,665
		외래 Outpatient	1,258,296	1,249,209	3,156,239	603,443	32,173,084
	종 합 병 원 General hospital	소계 Subtotal	1,655,748	2,324,936	3,880,806	957,279	23,831,177
		입원 Inpatient	126,248	796,566	1,463,894	8,866	56,331
		외래 Outpatient	1,529,500	1,528,370	2,416,912	948,413	23,774,846
	병 원 Hospital	소계 Subtotal	2,339,291	2,846,183	4,047,823	1,550,787	20,449,508
		입원 Inpatient	85,237	592,937	1,099,796	2,255	17,716
		외래 Outpatient	2,254,054	2,253,246	2,948,027	1,548,532	20,431,792
	요 양 병 원 Healthcare Institute	소계 Subtotal	384,398	3,271,351	5,023,062	48,953	1,111,460
		입원 Inpatient	180,586	3,067,612	3,140,003	112	1,812
		외래 Outpatient	203,812	203,739	1,883,059	48,841	1,109,648
	의 원 Clinic	소계 Subtotal	23,986,480	24,214,527	30,595,532	18,355,302	190,001,811
		입원 Inpatient	73,153	315,639	412,190	4,749	28,052
		외래 Outpatient	23,913,327	23,898,888	30,183,342	18,350,553	189,973,759
	치 과 병 원 Dental hospital	소계 Subtotal	295,387	295,851	298,937	57,883	334,901
		입원 Inpatient	377	3,027	5,280	-	-
		외래 Outpatient	295,010	292,824	293,657	57,883	334,901
	치 과 의 원 Dental clinic	소계 Subtotal	2,443,319	2,429,857	2,437,741	559,129	1,804,750
		입원 Inpatient	2	-	-	-	-
		외래 Outpatient	2,443,317	2,429,857	2,437,741	559,129	1,804,750
	조 산 원 Midwifery clinic	소계 Subtotal	-	-	-	-	-
		입원 Inpatient	-	-	-	-	-
		외래 Outpatient	-	-	-	-	-
	보건의료원 Hospitalized health center	소계 Subtotal	137,732	143,454	158,384	100,270	2,280,176
		입원 Inpatient	544	6,266	8,947	17	287
		외래 Outpatient	137,188	137,188	149,437	100,253	2,279,889
	보 건 소 Health center	소계 Subtotal	251,701	251,701	392,356	148,207	6,445,334
		입원 Inpatient	-	-	-	-	-
		외래 Outpatient	251,701	251,701	392,356	148,207	6,445,334
	보 건 지 소 Health subcenter	소계 Subtotal	376,834	376,834	9,967,554	68,495	2,955,687
		입원 Inpatient	-	-	-	-	-
		외래 Outpatient	376,834	376,834	9,967,554	68,495	2,955,687
	보건진료소 Primary health care post	소계 Subtotal	528,381	528,413	5,117,231	-	-
		입원 Inpatient	-	-	-	-	-
		외래 Outpatient	528,381	528,413	5,117,231	-	-
	한 방 병 원 Oriental hospital	소계 Subtotal	99,624	121,926	134,709	2,367	53,049
		입원 Inpatient	5,804	28,106	29,303	5	130
		외래 Outpatient	93,820	93,820	105,406	2,362	52,919
	한 의 원 Oriental clinic	소계 Subtotal	3,811,233	3,811,521	4,082,728	-	-
		입원 Inpatient	43	332	332	-	-
		외래 Outpatient	3,811,190	3,811,189	4,082,396	-	-
약 국 Pharmacy	소계 Subtotal	처방 Prescription	22,033,648	22,033,648	280,189,950	-	-
		직접 Without prescription	21,937,901	21,937,901	279,884,070	-	-
			95,747	95,747	305,880	-	-

주 : 심사결정기준

요양급여비용 심사실적(충남)

of the Provider(Chungnam)

(단위 : 건, 일, 회, 원)
Unit : Claim, Day, Time, KRW

요 양 급 여 비 용 (천 원) Medical Expenses (KRW 1,000)		원 외 처방률 Prescription rate (%)	원외처방 횟 수 당 처방일수 Prescription days per prescription time	건 당 내원일수 Visits per Claim	건 당 요양급여비용 Medical Expenses per claim	건 당 급 여 비 Benefit per claim	일 당 요 양 급 여 비 용 Medical Expenses per day	
계 Total	급 여 비 Benefit						내 원 Visit	요 양 Reimbursed
2,679,354,697	1,999,441,328	-	-	1.08	44,863	33,479	41,508	7,637
2,057,903,708	1,551,928,161	-	-	1.13	54,602	41,177	48,402	29,128
893,458,509	723,319,082	-	-	9.21	1,507,125	1,220,127	163,580	118,875
1,164,445,199	828,609,079	60.55	12.54	1.00	31,390	22,337	31,425	18,444
426,521,829	332,669,011	-	53.28	1.38	309,270	241,217	224,410	94,521
307,601,643	262,657,898	-	24.43	5.39	2,545,760	2,173,798	472,199	226,810
118,920,187	70,011,113	48.31	53.32	0.99	94,509	55,640	95,196	37,678
264,443,501	194,844,781	-	24.89	1.40	159,712	117,678	113,742	68,141
182,783,460	146,630,787	-	6.35	6.31	1,447,813	1,161,450	229,464	124,861
81,660,041	48,213,994	62.05	25.07	1.00	53,390	31,523	53,429	33,787
166,852,603	121,201,802	-	13.19	1.22	71,326	51,811	58,623	41,220
88,229,513	69,391,306	-	7.86	6.96	1,035,108	814,098	148,801	80,224
78,623,090	51,810,496	68.72	13.19	1.00	34,881	22,985	34,893	26,670
260,303,594	198,348,846	-	22.70	8.51	677,172	515,999	79,571	51,822
249,768,104	190,290,616	-	16.18	16.99	1,383,098	1,053,740	81,421	79,544
10,535,490	8,058,230	23.97	22.72	1.00	51,692	39,538	51,711	5,595
647,581,407	494,703,205	-	10.35	1.01	26,998	20,624	26,744	21,166
61,213,927	51,362,765	-	5.91	4.31	836,793	702,128	193,937	148,509
586,367,480	443,340,440	76.78	10.35	1.00	24,521	18,539	24,535	19,427
18,053,653	11,325,650	-	5.79	1.00	61,119	38,342	61,023	60,393
854,137	668,426	-	-	8.03	2,265,616	1,773,014	282,173	161,768
17,199,515	10,657,223	19.77	5.79	0.99	58,301	36,125	58,737	58,570
145,414,571	100,219,116	-	3.23	0.99	59,515	41,018	59,845	59,651
51	40	-	-	-	25,300	20,245	-	-
145,414,520	100,219,075	23.01	3.23	0.99	59,515	41,018	59,845	59,651
-	-	-	-	-	-	-	-	-
-	-	-	-	-	-	-	-	-
-	-	-	-	-	-	-	-	-
3,726,840	2,824,474	-	22.74	1.04	27,059	20,507	25,979	23,530
538,297	433,148	-	16.88	11.52	989,517	796,228	85,908	60,165
3,188,542	2,391,326	73.08	22.74	1.00	23,242	17,431	23,242	21,337
1,508,000	1,240,821	-	43.49	1.00	5,991	4,930	5,991	3,843
-	-	-	-	-	-	-	-	-
1,508,000	1,240,821	58.88	43.49	1.00	5,991	4,930	5,991	3,843
16,600,813	11,811,459	-	43.15	1.00	44,053	31,344	44,053	1,665
-	-	-	-	-	-	-	-	-
16,600,813	11,811,459	18.18	43.15	1.00	44,053	31,344	44,053	1,665
8,650,632	6,704,587	-	-	1.00	16,372	12,689	16,371	1,690
-	-	-	-	-	-	-	-	-
8,650,632	6,704,587	-	-	1.00	16,372	12,689	16,371	1,690
5,199,742	3,549,535	-	22.41	1.22	52,194	35,629	42,647	38,600
2,450,955	1,869,980	-	26.00	4.84	422,287	322,188	87,204	83,642
2,748,787	1,679,556	2.52	22.40	1.00	29,299	17,902	29,299	26,078
93,046,522	72,484,875	-	-	1.00	24,414	19,019	24,412	22,790
18,421	14,115	-	-	7.72	428,400	328,257	55,486	55,486
93,028,101	72,470,760	-	-	1.00	24,409	19,015	24,409	22,788
621,450,989	447,513,167	-	12.76	1.00	28,205	20,310	28,205	2,218
620,720,361	447,069,736	-	12.76	1.00	28,294	20,379	28,294	2,218
730,628	443,431	-	-	1.00	7,631	4,631	7,631	2,389

Note : According to the review result

제Ⅳ-4-13표
Table Ⅳ-4-13

요양기관 소재지별
Review Records by Location

구 분 Division			청 구 건 수 Claims	일 수 Number of Days		원외처방횟수 Prescription times	원외처방일수 Prescription days
				내 원 Visit	요 양 Reimbursed		
총 계 Total			57,034,552	64,577,523	344,483,213	-	-
의 료 기 관 Medical Insti- tution	소 계 Subtotal	소계 Subtotal	36,523,776	44,066,747	63,731,008	20,928,624	284,823,679
		입원 Inpatient	837,578	8,460,253	10,824,894	16,734	140,717
		외래 Outpatient	35,686,198	35,606,494	52,906,114	20,911,890	284,682,962
	상급종합병원 Tertiary hospital	소계 Subtotal	1,348,711	1,876,157	4,186,507	604,805	31,987,671
		입원 Inpatient	103,371	644,374	1,233,104	1	3
		외래 Outpatient	1,245,340	1,231,783	2,953,403	604,804	31,987,668
	중 합 병 원 General hospital	소계 Subtotal	2,169,912	3,114,971	5,956,181	1,260,807	38,884,592
		입원 Inpatient	149,820	1,096,315	1,868,083	5,252	51,089
		외래 Outpatient	2,020,092	2,018,656	4,088,098	1,255,555	38,833,503
	병 원 Hospital	소계 Subtotal	2,727,434	3,934,030	6,159,673	1,676,107	20,420,532
		입원 Inpatient	162,691	1,386,936	2,130,011	5,720	55,340
		외래 Outpatient	2,564,743	2,547,094	4,029,662	1,670,387	20,365,192
	요 양 병 원 Healthcare Institute	소계 Subtotal	404,940	4,577,163	4,880,173	64,646	1,480,165
		입원 Inpatient	274,078	4,446,307	4,513,646	152	2,510
		외래 Outpatient	130,862	130,856	366,527	64,494	1,477,655
	의 원 Clinic	소계 Subtotal	22,293,855	22,702,301	29,593,144	16,503,884	183,609,313
		입원 Inpatient	99,652	536,701	715,125	4,939	26,641
		외래 Outpatient	22,194,203	22,165,600	28,878,019	16,498,945	183,582,672
	치 과 병 원 Dental hospital	소계 Subtotal	105,315	105,015	105,191	20,517	119,604
		입원 Inpatient	-	-	-	-	-
		외래 Outpatient	105,315	105,015	105,191	20,517	119,604
	치 과 의 원 Dental clinic	소계 Subtotal	2,611,984	2,593,743	2,595,561	580,520	1,833,024
		입원 Inpatient	-	-	-	-	-
		외래 Outpatient	2,611,984	2,593,743	2,595,561	580,520	1,833,024
	조 산 원 Midwifery clinic	소계 Subtotal	-	-	-	-	-
		입원 Inpatient	-	-	-	-	-
		외래 Outpatient	-	-	-	-	-
	보건의료원 Hospitalized health center	소계 Subtotal	131,303	136,111	167,926	78,716	1,404,154
		입원 Inpatient	655	5,464	7,131	216	1,916
		외래 Outpatient	130,648	130,647	160,795	78,500	1,402,238
	보 건 소 Health center	소계 Subtotal	143,172	143,172	182,616	92,003	3,518,836
		입원 Inpatient	-	-	-	-	-
		외래 Outpatient	143,172	143,172	182,616	92,003	3,518,836
	보 건 지 소 Health subcenter	소계 Subtotal	245,050	245,050	2,497,296	40,756	1,489,605
		입원 Inpatient	-	-	-	-	-
		외래 Outpatient	245,050	245,050	2,497,296	40,756	1,489,605
	보건진료소 Primary health care post	소계 Subtotal	478,708	478,905	2,865,268	-	-
		입원 Inpatient	-	-	-	-	-
		외래 Outpatient	478,708	478,905	2,865,268	-	-
	한 방 병 원 Oriental hospital	소계 Subtotal	218,591	486,025	566,022	5,863	76,183
		입원 Inpatient	44,041	311,579	325,217	454	3,218
		외래 Outpatient	174,550	174,446	240,805	5,409	72,965
	한 의 원 Oriental clinic	소계 Subtotal	3,644,801	3,674,104	3,975,450	-	-
		입원 Inpatient	3,270	32,577	32,577	-	-
		외래 Outpatient	3,641,531	3,641,527	3,942,873	-	-
약 국 Pharmacy		소계 Subtotal	20,510,776	20,510,776	280,752,205	-	-
		처방 Prescription	20,462,220	20,462,220	280,591,335	-	-
		직접 Without prescription	48,556	48,556	160,870	-	-

주 : 심사결정기준

요양급여비용 심사실적(전북)

of the Provider(Jeonbuk)

(단위 : 건, 일, 회, 원)
Unit : Claim, Day, Time, KRW

요 양 급 여 비 용 (천 원) Medical Expenses (KRW 1,000)		원 외 처방률 Prescription rate (%)	원외처방 횟 수 당 처방일수 Prescription days per prescription time	건 당 내원일수 Visits per Claim	건 당 요양급여비용 Medical Expenses per claim	건 당 급 여 비 Benefit per claim	일 당 요 양 급 여 비 용 Medical Expenses per day	
계 Total	급 여 비 Benefit						내 원 Visit	요 양 Reimbursed
2,995,747,064	2,255,895,070	-	-	1.13	52,525	39,553	46,390	8,696
2,336,009,675	1,774,917,246	-	-	1.21	63,959	48,596	53,011	36,654
1,216,570,970	971,078,178	-	-	10.10	1,452,487	1,159,388	143,798	112,386
1,119,438,704	803,839,069	58.73	13.61	1.00	31,369	22,525	31,439	21,159
424,424,627	334,066,741	-	52.89	1.39	314,689	247,693	226,220	101,379
303,346,691	257,476,225	-	3.00	6.23	2,934,543	2,490,797	470,762	246,003
121,077,936	76,590,516	49.10	52.89	0.99	97,225	61,502	98,295	40,996
381,117,516	284,768,966	-	30.84	1.44	175,637	131,235	122,350	63,987
271,243,691	217,235,995	-	9.73	7.32	1,810,464	1,449,980	247,414	145,199
109,873,825	67,532,971	62.20	30.93	1.00	54,391	33,431	54,429	26,877
250,485,186	187,061,806	-	12.18	1.44	91,839	68,585	63,671	40,665
172,694,589	136,567,561	-	9.67	8.52	1,061,488	839,429	124,515	81,077
77,790,598	50,494,245	65.58	12.19	0.99	30,331	19,688	30,541	19,304
368,378,776	278,975,537	-	22.90	11.30	909,712	688,931	80,482	75,485
363,607,455	275,343,703	-	16.51	16.22	1,326,657	1,004,618	81,777	80,557
4,771,321	3,631,834	49.29	22.91	1.00	36,461	27,753	36,462	13,018
609,985,177	470,811,629	-	11.13	1.02	27,361	21,118	26,869	20,612
78,385,997	63,635,501	-	5.39	5.39	786,597	638,577	146,052	109,612
531,599,180	407,176,128	74.43	11.13	1.00	23,952	18,346	23,983	18,408
7,290,384	4,464,473	-	5.83	1.00	69,225	42,392	69,422	69,306
-	-	-	-	-	-	-	-	-
7,290,384	4,464,473	19.54	5.83	1.00	69,225	42,392	69,422	69,306
159,971,520	110,538,694	-	3.16	0.99	61,245	42,320	61,676	61,633
-	-	-	-	-	-	-	-	-
159,971,520	110,538,694	22.38	3.16	0.99	61,245	42,320	61,676	61,633
-	-	-	-	-	-	-	-	-
-	-	-	-	-	-	-	-	-
-	-	-	-	-	-	-	-	-
3,821,990	2,871,372	-	17.84	1.04	29,108	21,868	28,080	22,760
291,828	225,645	-	8.87	8.34	445,539	344,496	53,409	40,924
3,530,162	2,645,727	60.09	17.86	1.00	27,020	20,251	27,021	21,954
761,135	650,659	-	38.25	1.00	5,316	4,545	5,316	4,168
-	-	-	-	-	-	-	-	-
761,135	650,659	64.26	38.25	1.00	5,316	4,545	5,316	4,168
4,736,223	3,565,855	-	36.55	1.00	19,328	14,552	19,328	1,897
-	-	-	-	-	-	-	-	-
4,736,223	3,565,855	16.63	36.55	1.00	19,328	14,552	19,328	1,897
5,425,930	4,591,433	-	-	1.00	11,335	9,591	11,330	1,894
-	-	-	-	-	-	-	-	-
5,425,930	4,591,433	-	-	1.00	11,335	9,591	11,330	1,894
30,768,087	22,747,618	-	12.99	2.22	140,756	104,065	63,306	54,358
25,662,629	19,574,905	-	7.09	7.07	582,699	444,470	82,363	78,909
5,105,457	3,172,713	3.10	13.49	1.00	29,249	18,177	29,267	21,202
88,843,124	69,802,463	-	-	1.01	24,375	19,151	24,181	22,348
1,338,090	1,018,641	-	-	9.96	409,202	311,511	41,075	41,075
87,505,034	68,783,822	-	-	1.00	24,030	18,889	24,030	22,193
659,737,389	480,977,823	-	13.71	1.00	32,165	23,450	32,165	2,350
659,414,311	480,781,347	-	13.71	1.00	32,226	23,496	32,226	2,350
323,078	196,476	-	-	1.00	6,654	4,046	6,654	2,008

Note : According to the review result

제Ⅳ-4-14표
Table IV-4-14

요양기관 소재지별
Review Records by Location

구 분 Division			청 구 건 수 Claims	일 수 Number of Days		원외처방횟수 Prescription times	원외처방일수 Prescription days
				내 원 Visit	요 양 Reimbursed		
총 계 Total			53,301,037	60,971,831	314,097,947	-	-
의 료 기 관 Medical Insti- tution	소 계 Subtotal	소계 Subtotal	34,626,051	42,296,845	60,285,149	19,047,913	254,352,833
		입원 Inpatient	807,925	8,520,525	11,928,243	22,146	257,590
		외래 Outpatient	33,818,126	33,776,320	48,356,906	19,025,767	254,095,243
	상급종합병원 Tertiary hospital	소계 Subtotal	488,189	712,108	1,797,981	141,119	8,640,693
		입원 Inpatient	45,223	269,957	601,811	4,811	80,943
		외래 Outpatient	442,966	442,151	1,196,170	136,308	8,559,750
	중 합 병 원 General hospital	소계 Subtotal	2,847,329	4,269,376	8,211,305	1,620,623	43,234,387
		입원 Inpatient	191,788	1,615,106	3,042,061	5,605	85,463
		외래 Outpatient	2,655,541	2,654,270	5,169,244	1,615,018	43,148,924
	병 원 Hospital	소계 Subtotal	4,269,982	5,973,208	8,831,734	2,900,125	32,665,989
		입원 Inpatient	229,683	1,933,493	3,363,924	7,647	61,164
		외래 Outpatient	4,040,299	4,039,715	5,467,810	2,892,478	32,604,825
	요 양 병 원 Healthcare Institute	소계 Subtotal	348,656	4,111,506	5,086,578	24,247	672,348
		입원 Inpatient	237,401	4,000,254	4,055,532	29	196
		외래 Outpatient	111,255	111,252	1,031,046	24,218	672,152
	의 원 Clinic	소계 Subtotal	19,839,516	20,171,061	24,060,236	13,638,074	160,053,813
		입원 Inpatient	66,162	419,797	579,430	3,329	21,869
		외래 Outpatient	19,773,354	19,751,264	23,480,806	13,634,745	160,031,944
	치 과 병 원 Dental hospital	소계 Subtotal	202,386	201,087	201,488	38,605	127,154
		입원 Inpatient	-	-	-	-	-
		외래 Outpatient	202,386	201,087	201,488	38,605	127,154
	치 과 의 원 Dental clinic	소계 Subtotal	2,106,439	2,090,629	2,091,749	458,265	1,454,422
		입원 Inpatient	1	-	-	-	-
		외래 Outpatient	2,106,438	2,090,629	2,091,749	458,265	1,454,422
	조 산 원 Midwifery clinic	소계 Subtotal	-	-	-	-	-
		입원 Inpatient	-	-	-	-	-
		외래 Outpatient	-	-	-	-	-
	보건의료원 Hospitalized health center	소계 Subtotal	48,601	48,601	346,948	30,255	834,802
		입원 Inpatient	-	-	-	-	-
		외래 Outpatient	48,601	48,601	346,948	30,255	834,802
	보 건 소 Health center	소계 Subtotal	180,435	180,435	251,175	86,881	3,357,023
		입원 Inpatient	-	-	-	-	-
		외래 Outpatient	180,435	180,435	251,175	86,881	3,357,023
	보 건 지 소 Health subcenter	소계 Subtotal	404,480	404,480	2,534,651	106,467	3,271,868
		입원 Inpatient	-	-	-	-	-
		외래 Outpatient	404,480	404,480	2,534,651	106,467	3,271,868
	보건진료소 Primary health care post	소계 Subtotal	546,334	546,401	3,048,334	-	-
		입원 Inpatient	-	-	-	-	-
		외래 Outpatient	546,334	546,401	3,048,334	-	-
	한 방 병 원 Oriental hospital	소계 Subtotal	196,789	429,653	487,594	3,252	40,334
		입원 Inpatient	36,328	269,194	272,724	725	7,955
		외래 Outpatient	160,461	160,459	214,870	2,527	32,379
	한 의 원 Oriental clinic	소계 Subtotal	3,146,915	3,158,300	3,335,376	-	-
		입원 Inpatient	1,339	12,724	12,761	-	-
		외래 Outpatient	3,145,576	3,145,576	3,322,615	-	-
약 국 Pharmacy		소계 Subtotal	18,674,986	18,674,986	253,812,798	-	-
		처방 Prescription	18,674,986	18,674,986	253,812,798	-	-
		직접 Without prescription	-	-	-	-	-

주 : 심사결정기준

요양급여비용 심사실적(전남)

of the Provider(Jeonnam)

(단위 : 건, 일, 회, 원)
Unit : Claim, Day, Time, KRW

요 양 급 여 비 용 (천 원) Medical Expenses (KRW 1,000)		원 외 처방률 Prescription rate (%)	원외처방 횟 수 당 처방일수 Prescription days per prescription time	건 당 내원일수 Visits per Claim	건 당 요양급여비용 Medical Expenses per claim	건 당 급 여 비 Benefit per claim	일 당 요 양 급 여 비 용 Medical Expenses per day	
계 Total	급 여 비 Benefit						내 원 Visit	요 양 Reimbursed
2,788,728,893	2,126,551,462	-	-	1.14	52,320	39,897	45,738	8,879
2,189,190,590	1,688,952,536	-	-	1.22	63,224	48,777	51,758	36,314
1,108,537,919	887,397,514	-	-	10.55	1,372,080	1,098,366	130,102	92,934
1,080,652,671	801,555,021	56.33	13.36	1.00	31,955	23,702	31,994	22,347
249,784,057	220,611,563	-	61.23	1.46	511,654	451,898	350,767	138,925
140,855,150	126,112,420	-	16.82	5.97	3,114,679	2,788,679	521,769	234,052
108,928,908	94,499,142	30.83	62.80	1.00	245,908	213,333	246,361	91,065
472,976,651	353,656,554	-	26.68	1.50	166,112	124,206	110,784	57,601
331,186,740	263,954,659	-	15.25	8.42	1,726,838	1,376,283	205,056	108,869
141,789,911	89,701,894	60.85	26.72	1.00	53,394	33,779	53,420	27,430
390,069,739	297,426,956	-	11.26	1.40	91,352	69,655	65,303	44,167
257,553,117	206,779,206	-	8.00	8.42	1,121,342	900,281	133,206	76,563
132,516,622	90,647,750	71.60	11.27	1.00	32,799	22,436	32,803	24,236
311,615,671	237,910,876	-	27.73	11.79	893,763	682,366	75,791	61,262
307,373,226	234,773,222	-	6.76	16.85	1,294,743	988,931	76,838	75,791
4,242,445	3,137,654	21.77	27.75	1.00	38,133	28,202	38,134	4,115
501,637,723	387,456,309	-	11.74	1.02	25,285	19,530	24,869	20,849
51,015,308	40,135,381	-	6.57	6.34	771,067	606,623	121,524	88,044
450,622,415	347,320,928	69.03	11.74	1.00	22,789	17,565	22,815	19,191
11,515,464	7,189,019	-	3.29	0.99	56,899	35,521	57,266	57,152
-	-	-	-	-	-	-	-	-
11,515,464	7,189,019	19.20	3.29	0.99	56,899	35,521	57,266	57,152
135,700,415	93,261,941	-	3.17	0.99	64,422	44,275	64,909	64,874
39	31	-	-	-	38,890	31,120	-	-
135,700,376	93,261,910	21.92	3.17	0.99	64,422	44,275	64,909	64,874
-	-	-	-	-	-	-	-	-
-	-	-	-	-	-	-	-	-
-	-	-	-	-	-	-	-	-
1,212,395	915,214	-	27.59	1.00	24,946	18,831	24,946	3,494
-	-	-	-	-	-	-	-	-
1,212,395	915,214	62.25	27.59	1.00	24,946	18,831	24,946	3,494
1,024,740	840,171	-	38.64	1.00	5,679	4,656	5,679	4,080
-	-	-	-	-	-	-	-	-
1,024,740	840,171	48.15	38.64	1.00	5,679	4,656	5,679	4,080
5,344,278	4,107,488	-	30.73	1.00	13,213	10,155	13,213	2,108
-	-	-	-	-	-	-	-	-
5,344,278	4,107,488	26.32	30.73	1.00	13,213	10,155	13,213	2,108
5,902,556	5,004,801	-	-	1.00	10,804	9,161	10,803	1,936
-	-	-	-	-	-	-	-	-
5,902,556	5,004,801	-	-	1.00	10,804	9,161	10,803	1,936
24,243,541	17,870,126	-	12.40	2.18	123,196	90,809	56,426	49,721
19,850,597	15,103,081	-	10.97	7.41	546,427	415,742	73,741	72,786
4,392,944	2,767,045	1.57	12.81	1.00	27,377	17,244	27,377	20,445
78,163,359	62,701,520	-	-	1.00	24,838	19,925	24,749	23,435
703,743	539,514	-	-	9.50	525,574	402,923	55,308	55,148
77,459,616	62,162,005	-	-	1.00	24,625	19,762	24,625	23,313
599,538,303	437,598,927	-	13.59	1.00	32,104	23,432	32,104	2,362
599,538,303	437,598,927	-	13.59	1.00	32,104	23,432	32,104	2,362
-	-	-	-	-	-	-	-	-

Note : According to the review result

제Ⅳ-4-15표
Table Ⅳ-4-15

요양기관 소재지별
Review Records by Location

구 분 Division			청 구 건 수 Claims	일 수 Number of Days		원외처방횟수 Prescription times	원외처방일수 Prescription days
				내 원 Visit	요 양 Reimbursed		
총 계 Total			70,144,901	77,528,101	419,155,907	-	-
의 료 기 관 Medical Insti- tution	소 계 Subtotal	소계 Subtotal	44,500,365	51,883,565	77,855,448	26,141,032	345,697,248
		입원 Inpatient	748,050	8,191,744	10,654,722	10,976	99,924
		외래 Outpatient	43,752,315	43,691,821	67,200,726	26,130,056	345,597,324
	상급종합병원 Tertiary hospital	소계 Subtotal	-	-	-	-	-
		입원 Inpatient	-	-	-	-	-
		외래 Outpatient	-	-	-	-	-
	중 합 병 원 General hospital	소계 Subtotal	4,581,827	6,138,812	11,752,970	2,605,613	80,945,981
		입원 Inpatient	279,188	1,841,053	3,582,879	4,857	60,021
		외래 Outpatient	4,302,639	4,297,759	8,170,091	2,600,756	80,885,960
	병 원 Hospital	소계 Subtotal	2,825,536	3,930,535	7,210,298	1,772,987	23,416,138
		입원 Inpatient	121,651	1,235,225	1,784,107	4,015	26,815
		외래 Outpatient	2,703,885	2,695,310	5,426,191	1,768,972	23,389,323
	요 양 병 원 Healthcare Institute	소계 Subtotal	556,267	5,115,636	5,974,400	100,653	1,945,542
		입원 Inpatient	281,644	4,841,014	4,898,201	45	657
		외래 Outpatient	274,623	274,622	1,076,199	100,608	1,944,885
	의 원 Clinic	소계 Subtotal	27,176,487	27,339,588	33,436,278	20,645,005	222,932,504
		입원 Inpatient	62,631	254,259	365,477	1,991	11,450
		외래 Outpatient	27,113,856	27,085,329	33,070,801	20,643,014	222,921,054
	치 과 병 원 Dental hospital	소계 Subtotal	206,486	205,119	205,123	43,900	143,063
		입원 Inpatient	-	-	-	-	-
		외래 Outpatient	206,486	205,119	205,123	43,900	143,063
	치 과 의 원 Dental clinic	소계 Subtotal	2,874,667	2,857,392	2,859,745	604,642	1,855,104
		입원 Inpatient	-	-	-	-	-
		외래 Outpatient	2,874,667	2,857,392	2,859,745	604,642	1,855,104
	조 산 원 Midwifery clinic	소계 Subtotal	52	156	156	-	-
		입원 Inpatient	52	156	156	-	-
		외래 Outpatient	-	-	-	-	-
	보건의료원 Hospitalized health center	소계 Subtotal	112,277	115,785	797,303	57,160	1,363,233
		입원 Inpatient	723	4,231	6,703	68	981
		외래 Outpatient	111,554	111,554	790,600	57,092	1,362,252
	보 건 소 Health center	소계 Subtotal	319,089	319,089	343,040	213,648	9,259,817
		입원 Inpatient	-	-	-	-	-
		외래 Outpatient	319,089	319,089	343,040	213,648	9,259,817
	보 건 지 소 Health subcenter	소계 Subtotal	488,649	488,649	5,486,365	97,362	3,834,631
		입원 Inpatient	-	-	-	-	-
		외래 Outpatient	488,649	488,649	5,486,365	97,362	3,834,631
	보건진료소 Primary health care post	소계 Subtotal	595,634	595,768	4,676,205	-	-
		입원 Inpatient	-	-	-	-	-
		외래 Outpatient	595,634	595,768	4,676,205	-	-
	한 방 병 원 Oriental hospital	소계 Subtotal	50,017	63,327	84,490	62	1,235
		입원 Inpatient	2,123	15,433	16,826	-	-
		외래 Outpatient	47,894	47,894	67,664	62	1,235
	한 의 원 Oriental clinic	소계 Subtotal	4,713,377	4,713,709	5,029,075	-	-
		입원 Inpatient	38	373	373	-	-
		외래 Outpatient	4,713,339	4,713,336	5,028,702	-	-
약 국 Pharmacy	소계 Subtotal	소계 Subtotal	25,644,536	25,644,536	341,300,459	-	-
		처방 Prescription	25,563,539	25,563,539	341,059,662	-	-
		직접 Without prescription	80,997	80,997	240,797	-	-

주 : 심사결정기준

요양급여비용 심사실적(경북)

of the Provider(Gyeongbuk)

(단위 : 건, 일, 회, 원)
Unit : Claim, Day, Time, KRW

요 양 급 여 비 용 (천 원) Medical Expenses (KRW 1,000)		원 외 처방률 Prescription rate (%)	원외처방 횟 수 당 처방일수 Prescription days per prescription time	건 당 내원일수 Visits per Claim	건 당 요양급여비용 Medical Expenses per claim	건 당 급 여 비 Benefit per claim	일 당 요 양 급 여 비 용 Medical Expenses per day	
계 Total	급 여 비 Benefit						내 원 Visit	요 양 Reimbursed
3,172,760,991	2,349,086,709	-	-	1.11	45,232	33,489	40,924	7,569
2,418,267,653	1,808,180,325	-	-	1.17	54,343	40,633	46,610	31,061
1,092,079,301	862,212,457	-	-	10.95	1,459,901	1,152,613	133,315	102,497
1,326,188,352	945,967,868	59.81	13.23	1.00	30,311	21,621	30,353	19,735
-	-	-	-	-	-	-	-	-
-	-	-	-	-	-	-	-	-
-	-	-	-	-	-	-	-	-
753,966,401	560,539,415	-	31.07	1.34	164,556	122,340	122,820	64,151
509,888,775	412,725,123	-	12.36	6.59	1,826,328	1,478,305	276,955	142,313
244,077,626	147,814,292	60.51	31.10	1.00	56,727	34,354	56,792	29,875
230,045,426	170,519,812	-	13.21	1.39	81,417	60,350	58,528	31,905
138,551,772	109,726,428	-	6.68	10.15	1,138,928	901,977	112,167	77,659
91,493,654	60,793,384	65.63	13.22	1.00	33,838	22,484	33,946	16,861
405,351,866	307,436,459	-	19.33	9.20	728,700	552,678	79,238	67,848
394,079,312	298,684,256	-	14.60	17.19	1,399,211	1,060,503	81,404	80,454
11,272,554	8,752,203	36.64	19.33	1.00	41,047	31,870	41,048	10,474
695,295,486	527,429,935	-	10.80	1.01	25,584	19,408	25,432	20,795
48,011,734	39,867,712	-	5.75	4.06	766,581	636,549	188,830	131,367
647,283,752	487,562,223	76.21	10.80	1.00	23,873	17,982	23,898	19,573
12,065,665	7,459,337	-	3.26	0.99	58,433	36,125	58,823	58,822
-	-	-	-	-	-	-	-	-
12,065,665	7,459,337	21.40	3.26	0.99	58,433	36,125	58,823	58,822
182,719,579	126,263,273	-	3.07	0.99	63,562	43,923	63,946	63,894
-	-	-	-	-	-	-	-	-
182,719,579	126,263,273	21.16	3.07	0.99	63,562	43,923	63,946	63,894
109,018	107,810	-	-	3.00	2,096,495	2,073,272	698,832	698,832
109,018	107,810	-	-	3.00	2,096,495	2,073,272	698,832	698,832
-	-	-	-	-	-	-	-	-
3,701,487	2,740,944	-	23.85	1.03	32,967	24,412	31,969	4,643
344,714	271,795	-	14.43	5.85	476,782	375,927	81,473	51,427
3,356,773	2,469,148	51.18	23.86	1.00	30,091	22,134	30,091	4,246
1,589,033	1,362,148	-	43.34	1.00	4,980	4,269	4,980	4,632
-	-	-	-	-	-	-	-	-
1,589,033	1,362,148	66.96	43.34	1.00	4,980	4,269	4,980	4,632
10,167,804	7,561,805	-	39.39	1.00	20,808	15,475	20,808	1,853
-	-	-	-	-	-	-	-	-
10,167,804	7,561,805	19.92	39.39	1.00	20,808	15,475	20,808	1,853
8,279,038	6,816,696	-	-	1.00	13,900	11,444	13,896	1,770
-	-	-	-	-	-	-	-	-
8,279,038	6,816,696	-	-	1.00	13,900	11,444	13,896	1,770
2,416,947	1,632,352	-	19.92	1.27	48,323	32,636	38,166	28,606
1,069,905	811,302	-	-	7.27	503,959	382,149	69,326	63,586
1,347,042	821,049	0.13	19.92	1.00	28,125	17,143	28,125	19,908
112,559,903	88,310,340	-	-	1.00	23,881	18,736	23,879	22,382
24,072	18,031	-	-	9.82	633,463	474,489	64,535	64,535
112,535,831	88,292,309	-	-	1.00	23,876	18,732	23,876	22,379
754,493,338	540,906,385	-	-	1.00	29,421	21,092	29,421	2,211
753,977,522	540,592,494	-	-	1.00	29,494	21,147	29,494	2,211
515,816	313,890	-	-	1.00	6,368	3,875	6,368	2,142

Note : According to the review result

제Ⅳ-4-16표
Table Ⅳ-4-16

요양기관 소재지별
Review Records by Location

구 분 Division			청 구 건 수 Claims	일 수 Number of Days		원외처방횟수 Prescription times	원외처방일수 Prescription days
				내 원 Visit	요 양 Reimbursed		
총 계 Total			90,380,178	101,858,419	517,650,961	-	-
의 료 기 관 Medical Insti- tution	소 계 Subtotal	소계 Subtotal	57,829,329	69,307,570	100,683,637	33,283,421	420,549,068
		입원 Inpatient	1,234,273	12,773,547	17,694,201	18,248	157,131
		외래 Outpatient	56,595,056	56,534,023	82,989,436	33,265,173	420,391,937
	상급종합병원 Tertiary hospital	소계 Subtotal	1,465,042	2,083,644	4,596,879	617,346	36,275,975
		입원 Inpatient	110,911	736,349	1,615,103	307	11,544
		외래 Outpatient	1,354,131	1,347,295	2,981,776	617,039	36,264,431
	중 합 병 원 General hospital	소계 Subtotal	4,962,055	6,648,481	11,341,646	2,710,271	71,327,669
		입원 Inpatient	281,418	1,975,147	3,800,509	7,154	74,998
		외래 Outpatient	4,680,637	4,673,334	7,541,137	2,703,117	71,252,671
	병 원 Hospital	소계 Subtotal	7,185,332	9,685,774	14,506,409	4,785,483	57,062,056
		입원 Inpatient	332,873	2,838,730	4,687,793	8,289	50,932
		외래 Outpatient	6,852,459	6,847,044	9,818,616	4,777,194	57,011,124
	요 양 병 원 Healthcare Institute	소계 Subtotal	654,374	6,911,468	8,667,711	91,319	2,142,500
		입원 Inpatient	382,101	6,639,212	6,796,847	65	828
		외래 Outpatient	272,273	272,256	1,870,864	91,254	2,141,672
	의 원 Clinic	소계 Subtotal	32,318,457	32,680,140	41,203,318	23,991,449	240,981,864
		입원 Inpatient	115,923	497,095	692,190	2,240	16,134
		외래 Outpatient	32,202,534	32,183,045	40,511,128	23,989,209	240,965,730
	치 과 병 원 Dental hospital	소계 Subtotal	367,169	371,587	381,644	84,683	473,042
		입원 Inpatient	1,521	7,191	17,219	2	14
		외래 Outpatient	365,648	364,396	364,425	84,681	473,028
	치 과 의 원 Dental clinic	소계 Subtotal	3,690,443	3,669,169	3,671,482	749,977	2,441,310
		입원 Inpatient	1	-	-	1	5
		외래 Outpatient	3,690,442	3,669,169	3,671,482	749,976	2,441,305
	조 산 원 Midwifery clinic	소계 Subtotal	37	90	107	-	-
		입원 Inpatient	37	90	107	-	-
		외래 Outpatient	-	-	-	-	-
보건의료원 Hospitalized health center	소계 Subtotal	44,257	44,361	44,656	36,007	889,344	
	입원 Inpatient	20	124	131	1	5	
	외래 Outpatient	44,237	44,237	44,525	36,006	889,339	
보 건 소 Health center	소계 Subtotal	288,084	288,084	426,158	140,986	6,059,229	
	입원 Inpatient	-	-	-	-	-	
	외래 Outpatient	288,084	288,084	426,158	140,986	6,059,229	
보 건 지 소 Health subcenter	소계 Subtotal	420,212	420,212	5,016,889	73,883	2,878,964	
	입원 Inpatient	-	-	-	-	-	
	외래 Outpatient	420,212	420,212	5,016,889	73,883	2,878,964	
보건진료소 Primary health care post	소계 Subtotal	477,619	478,171	4,446,644	-	-	
	입원 Inpatient	-	-	-	-	-	
	외래 Outpatient	477,619	478,171	4,446,644	-	-	
한 방 병 원 Oriental hospital	소계 Subtotal	123,393	186,275	232,953	2,017	17,115	
	입원 Inpatient	8,689	71,571	76,228	189	2,671	
	외래 Outpatient	114,704	114,704	156,725	1,828	14,444	
한 의 원 Oriental clinic	소계 Subtotal	5,832,855	5,840,114	6,147,141	-	-	
	입원 Inpatient	779	8,038	8,074	-	-	
	외래 Outpatient	5,832,076	5,832,076	6,139,067	-	-	
약 국 Pharmacy	소계 Subtotal	32,550,849	32,550,849	416,967,324	-	-	
	처방 Prescription	32,460,671	32,460,671	416,678,149	-	-	
	직접 Without prescription	90,178	90,178	289,175	-	-	

주 : 심사결정기준

요양급여비용 심사실적(경남)

of the Provider(Gyeongnam)

(단위 : 건, 일, 회, 원)

Unit : Claim, Day, Time, KRW

요 양 급 여 비 용 (천 원) Medical Expenses (KRW 1,000)		원 외 처방률 Prescription rate (%)	원외처방 횟 수 당 처방일수 Prescription days per prescription time	건 당 내원일수 Visits per Claim	건 당 요양급여비용 Medical Expenses per claim	건 당 급 여 비 Benefit per claim	일 당 요 양 급 여 비 용 Medical Expenses per day	
계 Total	급 여 비 Benefit						내 원 Visit	요 양 Reimbursed
4,666,988,456	3,499,762,447	-	-	1.13	51,637	38,723	45,818	9,016
3,717,616,468	2,815,758,718	-	-	1.20	64,286	48,691	53,639	36,924
1,903,366,732	1,528,593,769	-	-	10.35	1,542,095	1,238,457	149,008	107,570
1,814,249,736	1,287,164,949	58.84	12.64	1.00	32,057	22,743	32,091	21,861
510,501,439	410,827,657	-	58.76	1.42	348,455	280,420	245,004	111,054
360,818,254	311,277,181	-	37.60	6.64	3,253,223	2,806,549	490,010	223,403
149,683,185	99,550,476	45.80	58.77	0.99	110,538	73,516	111,099	50,199
770,603,632	578,502,828	-	26.32	1.34	155,299	116,585	115,907	67,945
503,761,100	408,866,419	-	10.48	7.02	1,790,081	1,452,879	255,050	132,551
266,842,532	169,636,409	57.84	26.36	1.00	57,010	36,242	57,099	35,385
599,603,249	448,045,029	-	11.92	1.35	83,448	62,356	61,906	41,334
374,406,764	297,878,124	-	6.14	8.53	1,124,774	894,870	131,892	79,868
225,196,485	150,166,905	69.77	11.93	1.00	32,864	21,914	32,890	22,936
574,479,487	435,108,335	-	23.46	10.56	877,907	664,923	83,120	66,278
562,848,829	426,368,018	-	12.74	17.38	1,473,037	1,115,852	84,776	82,810
11,630,658	8,740,317	33.52	23.47	1.00	42,717	32,101	42,720	6,217
858,735,416	651,697,963	-	10.04	1.01	26,571	20,165	26,277	20,841
92,862,278	77,533,153	-	7.20	4.29	801,069	668,833	186,810	134,157
765,873,138	574,164,810	74.54	10.04	1.00	23,783	17,830	23,797	18,905
22,800,182	14,334,318	-	5.59	1.01	62,097	39,040	61,359	59,742
1,898,021	1,458,132	-	7.00	4.73	1,247,877	958,667	263,944	110,228
20,902,160	12,876,186	23.24	5.59	1.00	57,165	35,215	57,361	57,357
212,952,076	147,646,018	-	3.26	0.99	57,704	40,008	58,038	58,002
1,108	554	-	5.00	-	1,108,260	554,130	-	-
212,950,968	147,645,464	20.44	3.26	0.99	57,703	40,008	58,038	58,001
30,442	29,805	-	-	2.43	822,758	805,533	338,245	284,505
30,442	29,805	-	-	2.43	822,758	805,533	338,245	284,505
-	-	-	-	-	-	-	-	-
711,372	546,864	-	24.70	1.00	16,074	12,357	16,036	15,930
6,760	5,088	-	5.00	6.20	338,009	254,404	54,518	51,604
704,611	541,776	81.39	24.70	1.00	15,928	12,247	15,928	15,825
1,560,625	1,277,882	-	42.98	1.00	5,417	4,436	5,417	3,662
-	-	-	-	-	-	-	-	-
1,560,625	1,277,882	48.94	42.98	1.00	5,417	4,436	5,417	3,662
9,148,715	6,670,560	-	38.97	1.00	21,772	15,874	21,772	1,824
-	-	-	-	-	-	-	-	-
9,148,715	6,670,560	17.58	38.97	1.00	21,772	15,874	21,772	1,824
7,587,731	5,900,729	-	-	1.00	15,887	12,354	15,868	1,706
-	-	-	-	-	-	-	-	-
7,587,731	5,900,729	-	-	1.00	15,887	12,354	15,868	1,706
9,515,968	6,855,429	-	8.49	1.51	77,119	55,558	51,086	40,849
6,288,908	4,838,254	-	14.13	8.24	723,778	556,825	87,870	82,501
3,227,059	2,017,174	1.59	7.90	1.00	28,134	17,586	28,134	20,591
139,386,135	108,315,301	-	-	1.00	23,897	18,570	23,867	22,675
444,266	339,040	-	-	10.32	570,303	435,225	55,271	55,024
138,941,869	107,976,261	-	-	1.00	23,824	18,514	23,824	22,632
949,371,988	684,003,729	-	12.84	1.00	29,166	21,013	29,166	2,277
948,862,601	683,693,504	-	12.84	1.00	29,231	21,062	29,231	2,277
509,386	310,225	-	-	1.00	5,649	3,440	5,649	1,762

Note : According to the review result

제Ⅳ-4-17표
Table Ⅳ-4-17

요양기관 소재지별
Review Records by Location

구 분 Division			청 구 건 수 Claims	일 수 Number of Days		원외처방횟수 Prescription times	원외처방일수 Prescription days
				내 원 Visit	요 양 Reimbursed		
총 계 Total			19,373,704	20,346,921	108,139,906	-	-
의 료 기 관 Medical Insti- tution	소 계 Subtotal	소계 Subtotal	12,699,655	13,672,872	18,255,615	6,821,119	91,171,033
		입원 Inpatient	159,383	1,137,972	1,797,421	1,876	26,261
		외래 Outpatient	12,540,272	12,534,900	16,458,194	6,819,243	91,144,772
	상급종합병원 Tertiary hospital	소계 Subtotal	-	-	-	-	-
		입원 Inpatient	-	-	-	-	-
		외래 Outpatient	-	-	-	-	-
	중 합 병 원 General hospital	소계 Subtotal	1,662,333	2,195,053	3,910,364	834,687	32,468,732
		입원 Inpatient	111,011	644,164	1,212,951	1,545	24,146
		외래 Outpatient	1,551,322	1,550,889	2,697,413	833,142	32,444,586
	병 원 Hospital	소계 Subtotal	228,666	344,033	524,187	115,100	2,193,105
		입원 Inpatient	11,394	126,764	186,711	42	437
		외래 Outpatient	217,272	217,269	337,476	115,058	2,192,668
	요 양 병 원 Healthcare Institute	소계 Subtotal	45,197	335,254	392,294	7,113	146,775
		입원 Inpatient	15,038	305,097	310,517	5	5
		외래 Outpatient	30,159	30,157	81,777	7,108	146,770
	의 원 Clinic	소계 Subtotal	8,106,029	8,144,554	9,998,156	5,666,199	54,424,248
		입원 Inpatient	21,846	61,665	86,960	284	1,673
		외래 Outpatient	8,084,183	8,082,889	9,911,196	5,665,915	54,422,575
	치 과 병 원 Dental hospital	소계 Subtotal	9,148	9,082	9,082	2,448	6,552
		입원 Inpatient	-	-	-	-	-
		외래 Outpatient	9,148	9,082	9,082	2,448	6,552
	치 과 의 원 Dental clinic	소계 Subtotal	888,806	885,222	885,283	164,886	557,855
		입원 Inpatient	-	-	-	-	-
		외래 Outpatient	888,806	885,222	885,283	164,886	557,855
	조 산 원 Midwifery clinic	소계 Subtotal	94	282	282	-	-
		입원 Inpatient	94	282	282	-	-
		외래 Outpatient	-	-	-	-	-
	보건의료원 Hospitalized health center	소계 Subtotal	-	-	-	-	-
		입원 Inpatient	-	-	-	-	-
		외래 Outpatient	-	-	-	-	-
	보 건 소 Health center	소계 Subtotal	64,880	64,880	78,324	23,216	1,086,205
		입원 Inpatient	-	-	-	-	-
		외래 Outpatient	64,880	64,880	78,324	23,216	1,086,205
	보 건 지 소 Health subcenter	소계 Subtotal	44,573	44,573	217,370	7,470	287,561
		입원 Inpatient	-	-	-	-	-
		외래 Outpatient	44,573	44,573	217,370	7,470	287,561
	보건진료소 Primary health care post	소계 Subtotal	70,951	70,961	556,312	-	-
		입원 Inpatient	-	-	-	-	-
		외래 Outpatient	70,951	70,961	556,312	-	-
	한 방 병 원 Oriental hospital	소계 Subtotal	-	-	-	-	-
		입원 Inpatient	-	-	-	-	-
		외래 Outpatient	-	-	-	-	-
	한 의 원 Oriental clinic	소계 Subtotal	1,578,978	1,578,978	1,683,961	-	-
		입원 Inpatient	-	-	-	-	-
		외래 Outpatient	1,578,978	1,578,978	1,683,961	-	-
약 국 Pharmacy	소계 Subtotal	소계 Subtotal	6,674,049	6,674,049	89,884,291	-	-
		처방 Prescription	6,671,689	6,671,689	89,876,778	-	-
		직접 Without prescription	2,360	2,360	7,513	-	-

주 : 심사결정기준

요양급여비용 심사실적(제주)

of the Provider(Jeju)

(단위 : 건, 일, 회, 원)
Unit : Claim, Day, Time, KRW

요 양 급 여 비 용 (천 원) Medical Expenses (KRW 1,000)		원 외 처방률 Prescription rate (%)	원외처방 횟 수 당 처방일수 Prescription days per prescription time	건 당 내원일수 Visits per Claim	건 당 요양급여비용 Medical Expenses per claim	건 당 급 여 비 Benefit per claim	일 당 요 양 급 여 비 용 Medical Expenses per day	
계 Total	급 여 비 Benefit						내 원 Visit	요 양 Reimbursed
846,684,123	636,610,305	-	-	1.05	43,703	32,860	41,612	7,830
651,086,160	495,187,772	-	-	1.08	51,268	38,992	47,619	35,665
246,242,803	202,657,722	-	-	7.14	1,544,975	1,271,514	216,387	136,998
404,843,357	292,530,050	54.40	13.37	1.00	32,283	23,327	32,297	24,598
-	-	-	-	-	-	-	-	-
-	-	-	-	-	-	-	-	-
-	-	-	-	-	-	-	-	-
294,911,565	226,964,814	-	38.90	1.32	177,408	136,534	134,353	75,418
189,699,133	157,311,450	-	15.63	5.80	1,708,832	1,417,080	294,489	156,395
105,212,432	69,653,364	53.72	38.94	1.00	67,821	44,899	67,840	39,005
22,622,484	17,000,622	-	19.05	1.50	98,932	74,347	65,757	43,157
15,790,093	12,406,850	-	10.40	11.13	1,385,825	1,088,893	124,563	84,570
6,832,392	4,593,772	52.96	19.06	1.00	31,446	21,143	31,447	20,246
25,730,472	19,630,881	-	20.63	7.42	569,296	434,340	76,749	65,590
24,161,383	18,599,761	-	1.00	20.29	1,606,689	1,236,851	79,192	77,810
1,569,089	1,031,120	23.57	20.65	1.00	52,027	34,189	52,031	19,187
219,974,124	167,468,047	-	9.61	1.00	27,137	20,660	27,009	22,001
16,517,696	14,267,455	-	5.89	2.82	756,097	653,092	267,862	189,946
203,456,428	153,200,592	70.10	9.61	1.00	25,167	18,951	25,171	20,528
491,774	300,593	-	2.68	0.99	53,758	32,859	54,148	54,148
-	-	-	-	-	-	-	-	-
491,774	300,593	26.95	2.68	0.99	53,758	32,859	54,148	54,148
47,450,826	32,733,012	-	3.38	1.00	53,387	36,828	53,603	53,600
-	-	-	-	-	-	-	-	-
47,450,826	32,733,012	18.63	3.38	1.00	53,387	36,828	53,603	53,600
74,498	72,206	-	-	3.00	792,534	768,144	264,178	264,178
74,498	72,206	-	-	3.00	792,534	768,144	264,178	264,178
-	-	-	-	-	-	-	-	-
-	-	-	-	-	-	-	-	-
-	-	-	-	-	-	-	-	-
-	-	-	-	-	-	-	-	-
306,774	248,295	-	46.79	1.00	4,728	3,827	4,728	3,917
-	-	-	-	-	-	-	-	-
306,774	248,295	35.78	46.79	1.00	4,728	3,827	4,728	3,917
467,084	352,014	-	38.50	1.00	10,479	7,897	10,479	2,149
-	-	-	-	-	-	-	-	-
467,084	352,014	16.76	38.50	1.00	10,479	7,897	10,479	2,149
979,833	775,486	-	-	1.00	13,810	10,930	13,808	1,761
-	-	-	-	-	-	-	-	-
979,833	775,486	-	-	1.00	13,810	10,930	13,808	1,761
-	-	-	-	-	-	-	-	-
-	-	-	-	-	-	-	-	-
-	-	-	-	-	-	-	-	-
38,076,726	29,641,803	-	-	1.00	24,115	18,773	24,115	22,611
-	-	-	-	-	-	-	-	-
38,076,726	29,641,803	-	-	1.00	24,115	18,773	24,115	22,611
195,597,963	141,422,533	-	-	1.00	29,307	21,190	29,307	2,176
195,584,920	141,414,591	-	-	1.00	29,316	21,196	29,316	2,176
13,043	7,941	-	-	1.00	5,527	3,365	5,527	1,736

Note : According to the review result

제Ⅳ-5표
Table IV-5

의원급 표시과목별
Review Records by

구 분	청 구 건 수 Claims	일 수 Number of Days		원외처방횟수 Prescription times	원외처방일수 Prescription days	요 양 급 여 Medical Expenses
		내 원 Visit	요 양 Reimbursed			계 Total
계	542,327,599	547,466,217	696,568,806	407,831,973	4,322,785,291	15,129,066,406
내 과	101,232,532	101,176,209	108,334,931	88,828,947	1,783,081,078	2,748,355,037
신 경 과	2,877,592	2,889,966	4,369,792	2,186,099	44,840,822	104,065,035
정 신 건 강 의 학 과	9,867,117	10,254,154	122,252,464	1,897,536	36,160,361	473,678,555
외 과	11,995,416	12,332,487	12,668,226	7,482,058	93,403,226	531,273,525
정 형 외 과	55,508,149	57,358,024	58,214,161	27,274,663	206,130,427	1,680,016,279
신 경 외 과	9,580,491	9,840,407	9,971,490	4,983,202	48,727,142	308,010,655
흉 부 외 과	379,525	393,309	420,032	247,104	3,202,626	15,117,750
성 형 외 과	324,668	336,322	356,214	101,223	567,033	15,553,924
마 취 통 증 의 학 과	13,928,720	13,970,584	14,034,181	5,479,321	46,311,388	652,951,607
산 부 인 과	14,827,169	15,654,159	16,053,450	8,346,253	78,283,795	809,454,018
소 아 청 소 년 과	52,124,056	52,310,509	52,631,810	49,466,279	201,572,246	786,471,075
안 과	34,386,112	34,378,906	35,003,469	27,243,204	112,609,200	1,452,521,316
이 비 인 후 과	66,339,720	66,387,540	66,700,368	60,553,009	244,118,736	1,293,709,672
피 부 과	19,414,127	19,414,020	19,506,048	15,031,118	85,729,134	437,893,367
비 뇨 의 학 과	12,421,954	12,425,918	12,457,430	10,600,619	137,904,814	420,196,994
영 상 의 학 과	1,064,427	1,063,702	1,071,720	271,164	6,275,657	90,640,867
병 리 과	616	616	616	349	19,978	29,214
진 단 검 사 의 학 과	35,994	32,629	32,641	27,627	317,175	591,058
결 핵 과	41,438	41,438	41,440	39,111	408,336	602,884
재 활 의 학 과	6,845,721	6,941,993	6,970,124	2,490,927	20,844,991	248,560,168
핵 의 학 과	3,287	3,315	3,372	1,890	150,512	673,539
가 정 의 학 과	14,626,387	14,590,186	14,724,070	12,392,943	155,826,370	248,309,238
직 업 환 경 의 학 과	9,697	9,697	9,697	6,392	228,192	151,908
예 방 의 학 과	1,925	1,925	1,925	1,470	9,927	32,944
일 반 의	114,490,759	115,658,202	140,739,135	82,879,465	1,016,062,125	2,810,205,779

주 : 심사결정기준

요양급여비용 심사실적(계)

Department of Clinics(Total)

(단위 : 건, 일, 회, 원)

Unit : Claim, Day, Time, KRW

비 용 (천 원) (KRW 1,000)	원 외 처방률 Prescription rate (%)	원외처방 횟 수 당 처방일수 Prescription days per prescription time	건 당 내원일수 Visits per Claim	건 당 요양급여 비 용 Medical Expenses per claim	건 당 급 여 비 Benefit per claim	일당요양급여비용 Medical Expenses per day		Division
						내 원 Visit	요 양 Reimbursed	
급 여 비 Benefit								
11,445,274,533	74.49	10.60	1.01	27,897	21,104	27,635	21,719	Total
2,125,196,032	87.80	20.07	1.00	27,149	20,993	27,164	25,369	Internal medicine
76,377,391	75.64	20.51	1.00	36,164	26,542	36,009	23,815	Neurology
356,831,109	18.51	19.06	1.04	48,006	36,164	46,194	3,875	Psychiatry
406,453,123	60.67	12.48	1.03	44,290	33,884	43,079	41,937	General surgery
1,232,599,507	47.55	7.56	1.03	30,266	22,206	29,290	28,859	Orthopedic surgery
226,469,868	50.64	9.78	1.03	32,150	23,639	31,301	30,889	Neurosurgery
11,772,262	62.83	12.96	1.04	39,833	31,018	38,437	35,992	Thoracic surgery
11,454,485	30.10	5.60	1.04	47,907	35,281	46,247	43,665	Plastic surgery
467,844,526	39.22	8.45	1.00	46,878	33,588	46,738	46,526	Anesthesiology & Pain medicine
655,788,459	53.32	9.38	1.06	54,593	44,229	51,709	50,422	Obstetrics & Gynecology
605,576,786	94.56	4.07	1.00	15,088	11,618	15,035	14,943	Pediatrics
1,093,246,880	79.24	4.13	1.00	42,242	31,793	42,250	41,496	Ophthalmology
946,884,122	91.21	4.03	1.00	19,501	14,273	19,487	19,396	Otorhinolaryngology
316,469,301	77.42	5.70	1.00	22,555	16,301	22,556	22,449	Dermatology
304,940,362	85.31	13.01	1.00	33,827	24,549	33,816	33,731	Urological section
65,431,568	25.49	23.14	1.00	85,155	61,471	85,213	84,575	Radiology
20,643	56.66	57.24	1.00	47,425	33,512	47,425	47,425	Pathology
455,840	84.67	11.48	0.91	16,421	12,664	18,114	18,108	Laboratory medicine
471,080	94.38	10.44	1.00	14,549	11,368	14,549	14,548	Tuberculosis
186,773,496	35.88	8.37	1.01	36,309	27,283	35,805	35,661	Rahabilitation
611,492	57.01	79.64	1.01	204,910	186,034	203,179	199,745	Nuclear medicine
189,377,128	84.94	12.57	1.00	16,977	12,948	17,019	16,864	Family medicine
110,968	65.92	35.70	1.00	15,665	11,444	15,665	15,665	occupational & environmental medicine
24,050	76.36	6.75	1.00	17,114	12,493	17,114	17,114	preventive medicine
2,164,094,055	71.66	12.26	1.01	24,545	18,902	24,298	19,967	General practitioner

Note : According to the review result

제Ⅳ-5-1표
Table Ⅳ-5-1

의원급 표시과목별
Review Records by

구 분	청 구 건 수 Claims	일 수 Number of Days		원외처방횟수 Prescription times	원외처방일수 Prescription days	요 양 급 여 Medical Expenses
		내 원 Visit	요 양 Reimbursed			계 Total
계	1,672,537	7,279,790	9,868,399	87,948	608,990	1,335,187,840
내 과	27,445	141,294	222,700	2,302	21,226	20,657,293
신 경 과	2,605	16,081	21,440	846	8,112	1,408,396
정 신 건 강 의 학 과	37,002	424,734	494,153	63	713	29,548,063
외 과	232,507	595,589	908,455	11,381	60,136	194,156,735
정 형 외 과	229,461	2,096,457	2,895,644	12,128	128,215	193,588,868
신 경 외 과	33,695	301,604	423,153	2,390	28,290	20,590,768
흉 부 외 과	10,982	24,766	51,214	4,129	23,224	4,353,977
성 형 외 과	6,497	18,474	29,571	3,405	28,712	5,532,209
마 취 통 증 의 학 과	9,412	55,575	97,877	928	6,617	4,548,111
산 부 인 과	253,222	1,084,522	1,430,678	4,838	35,033	232,441,050
소 아 청 소 년 과	61,308	267,746	446,814	8,924	34,911	27,933,529
안 과	429,793	434,972	484,382	1,753	7,868	382,707,579
이 비 인 후 과	56,546	109,371	183,038	13,669	42,793	42,349,979
피 부 과	35	35	70	-	-	13,971
비 뇨 의 학 과	8,193	12,388	27,624	4,380	41,717	8,482,867
영 상 의 학 과	983	3,041	4,731	396	1,612	451,697
병 리 과	-	-	-	-	-	-
진 단 검 사 의 학 과	-	-	-	-	-	-
결 핵 과	-	-	-	-	-	-
재 활 의 학 과	34,369	130,664	146,331	366	2,930	13,191,526
핵 의 학 과	14	42	99	-	-	15,238
가 정 의 학 과	723	6,610	8,928	71	714	462,615
직 업 환 경 의 학 과	-	-	-	-	-	-
예 방 의 학 과	-	-	-	-	-	-
일 반 의	237,745	1,555,825	1,991,497	15,979	136,167	152,753,372

주 : 심사결정기준

요양급여비용 심사실적(입원)

Department of Clinics(Inpatient)

(단위 : 건, 일, 회, 원)
Unit : Claim, Day, Time, KRW

비 용 (천 원) (KRW 1,000)	원 외 처방률 Prescription rate (%)	원외처방 횟 수 당 처방일수 Prescription days per prescription time	건 당 내원일수 Visits per Claim	건 당 요양급여 비 용 Medical Expenses per claim	건 당 급 여 비 Benefit per claim	일당요양급여비용 Medical Expenses per day		Division
						내 원 Visit	요 양 Reimbursed	
1,097,756,921	1.21	6.92	4.35	798,301	656,342	183,410	135,299	Total
17,004,748	1.63	9.22	5.15	752,680	619,594	146,201	92,758	Internal medicine
1,077,345	5.26	9.59	6.17	540,651	413,568	87,581	65,690	Neurology
23,687,349	0.01	11.32	11.48	798,553	640,164	69,568	59,795	Psychiatry
154,785,610	1.91	5.28	2.56	835,058	665,725	325,991	213,722	General surgery
147,378,261	0.58	10.57	9.14	843,668	642,280	92,341	66,855	Orthopedic surgery
15,591,345	0.79	11.84	8.95	611,093	462,720	68,271	48,660	Neurosurgery
3,443,549	16.67	5.62	2.26	396,465	313,563	175,805	85,015	Thoracic surgery
4,251,700	18.43	8.43	2.84	851,502	654,410	299,459	187,082	Plastic surgery
3,503,353	1.67	7.13	5.90	483,225	372,222	81,837	46,468	Anesthesiology & Pain medicine
216,079,958	0.45	7.24	4.28	917,934	853,322	214,326	162,469	Obstetrics & Gynecology
25,412,635	3.33	3.91	4.37	455,626	414,508	104,328	62,517	Pediatrics
307,101,544	0.40	4.49	1.01	890,446	714,534	879,844	790,095	Ophthalmology
33,811,645	12.50	3.13	1.93	748,947	597,949	387,214	231,373	Otorhinolaryngology
12,644	-	-	1.00	399,163	361,268	399,163	199,581	Dermatology
6,630,147	35.36	9.52	1.51	1,035,380	809,245	684,765	307,083	Urological section
358,861	13.02	4.07	3.09	459,508	365,067	148,536	95,476	Radiology
-	-	-	-	-	-	-	-	Pathology
-	-	-	-	-	-	-	-	Laboratory medicine
-	-	-	-	-	-	-	-	Tuberculosis
11,317,902	0.28	8.01	3.80	383,820	329,306	100,958	90,149	Rahabilitation
14,327	-	-	3.00	1,088,410	1,023,345	362,803	153,917	Nuclear medicine
350,026	1.07	10.06	9.14	639,855	484,130	69,987	51,816	Family medicine
-	-	-	-	-	-	-	-	occupational & environmental medicine
-	-	-	-	-	-	-	-	preventive medicine
125,943,972	1.03	8.52	6.54	642,509	529,744	98,182	76,703	General practitioner

Note : According to the review result

제Ⅳ-5-2표
Table Ⅳ-5-2

의원급 표시과목별
Review Records by

구 분	청 구 건 수 Claims	일 수 Number of Days		원외처방횟수 Prescription times	원외처방일수 Prescription days	요 양 급 여 Medical Expenses
		내 원 Visit	요 양 Reimbursed			계 Total
계	540,655,062	540,186,427	686,700,407	407,744,025	4,322,176,301	13,793,878,566
내 과	101,205,087	101,034,915	108,112,231	88,826,645	1,783,059,852	2,727,697,744
신 경 과	2,874,987	2,873,885	4,348,352	2,185,253	44,832,710	102,656,639
정 신 건 강 의 학 과	9,830,115	9,829,420	121,758,311	1,897,473	36,159,648	444,130,492
외 과	11,762,909	11,736,898	11,759,771	7,470,677	93,343,090	337,116,790
정 형 외 과	55,278,688	55,261,567	55,318,517	27,262,535	206,002,212	1,486,427,411
신 경 외 과	9,546,796	9,538,803	9,548,337	4,980,812	48,698,852	287,419,887
흉 부 외 과	368,543	368,543	368,818	242,975	3,179,402	10,763,773
성 형 외 과	318,171	317,848	326,643	97,818	538,321	10,021,715
마 취 통 증 의 학 과	13,919,308	13,915,009	13,936,304	5,478,393	46,304,771	648,403,496
산 부 인 과	14,573,947	14,569,637	14,622,772	8,341,415	78,248,762	577,012,968
소 아 청 소 년 과	52,062,748	52,042,763	52,184,996	49,457,355	201,537,335	758,537,546
안 과	33,956,319	33,943,934	34,519,087	27,241,451	112,601,332	1,069,813,737
이 비 인 후 과	66,283,174	66,278,169	66,517,330	60,539,340	244,075,943	1,251,359,692
피 부 과	19,414,092	19,413,985	19,505,978	15,031,118	85,729,134	437,879,396
비 뇨 의 학 과	12,413,761	12,413,530	12,429,806	10,596,239	137,863,097	411,714,128
영 상 의 학 과	1,063,444	1,060,661	1,066,989	270,768	6,274,045	90,189,171
병 리 과	616	616	616	349	19,978	29,214
진 단 검 사 의 학 과	35,994	32,629	32,641	27,627	317,175	591,058
결 핵 과	41,438	41,438	41,440	39,111	408,336	602,884
재 활 의 학 과	6,811,352	6,811,329	6,823,793	2,490,561	20,842,061	235,368,642
핵 의 학 과	3,273	3,273	3,273	1,890	150,512	658,301
가 정 의 학 과	14,625,664	14,583,576	14,715,142	12,392,872	155,825,656	247,846,623
직 업 환 경 의 학 과	9,697	9,697	9,697	6,392	228,192	151,908
예 방 의 학 과	1,925	1,925	1,925	1,470	9,927	32,944
일 반 의	114,253,014	114,102,377	138,747,638	82,863,486	1,015,925,958	2,657,452,408

주 : 심사결정기준

요양급여비용 심사실적(외래)

Department of Clinics(Outpatient)

(단위 : 건, 일, 회, 원)
Unit : Claim, Day, Time, KRW

비 용 (천 원) (KRW 1,000)	원 외 처방률 Prescription rate (%)	원외처방 횟 수 당 처방일수 Prescription days per prescription time	건 당 내원일수 Visits per Claim	건 당 요양급여 비 용 Medical Expenses per claim	건 당 급 여 비 Benefit per claim	일당요양급여비용 Medical Expenses per day		Division
						내 원 Visit	요 양 Reimbursed	
급 여 비 Benefit								
10,347,517,612	75.48	10.60	1.00	25,513	19,139	25,535	20,087	Total
2,108,191,284	87.92	20.07	1.00	26,952	20,831	26,998	25,230	Internal medicine
75,300,045	76.04	20.52	1.00	35,707	26,191	35,721	23,608	Neurology
333,143,760	19.30	19.06	1.00	45,181	33,890	45,184	3,648	Psychiatry
251,667,513	63.65	12.49	1.00	28,659	21,395	28,723	28,667	General surgery
1,085,221,245	49.33	7.56	1.00	26,890	19,632	26,898	26,870	Orthopedic surgery
210,878,523	52.22	9.78	1.00	30,106	22,089	30,132	30,102	Neurosurgery
8,328,713	65.93	13.09	1.00	29,206	22,599	29,206	29,185	Thoracic surgery
7,202,784	30.78	5.50	1.00	31,498	22,638	31,530	30,681	Plastic surgery
464,341,173	39.37	8.45	1.00	46,583	33,360	46,597	46,526	Anesthesiology & Pain medicine
439,708,501	57.25	9.38	1.00	39,592	30,171	39,604	39,460	Obstetrics & Gynecology
580,164,151	95.03	4.07	1.00	14,570	11,144	14,575	14,536	Pediatrics
786,145,337	80.25	4.13	1.00	31,506	23,152	31,517	30,992	Ophthalmology
913,072,476	91.34	4.03	1.00	18,879	13,775	18,880	18,813	Otorhinolaryngology
316,456,657	77.42	5.70	1.00	22,555	16,300	22,555	22,448	Dermatology
298,310,214	85.36	13.01	1.00	33,166	24,031	33,167	33,123	Urological section
65,072,707	25.53	23.17	1.00	84,809	61,191	85,031	84,527	Radiology
20,643	56.66	57.24	1.00	47,425	33,512	47,425	47,425	Pathology
455,840	84.67	11.48	0.91	16,421	12,664	18,114	18,108	Laboratory medicine
471,080	94.38	10.44	1.00	14,549	11,368	14,549	14,548	Tuberculosis
175,455,595	36.56	8.37	1.00	34,555	25,759	34,555	34,492	Rahabilitation
597,165	57.75	79.64	1.00	201,131	182,452	201,131	201,131	Nuclear medicine
189,027,102	84.98	12.57	1.00	16,946	12,924	16,995	16,843	Family medicine
110,968	65.92	35.70	1.00	15,665	11,444	15,665	15,665	occupational & environmental medicine
24,050	76.36	6.75	1.00	17,114	12,493	17,114	17,114	preventive medicine
2,038,150,083	72.62	12.26	1.00	23,259	17,839	23,290	19,153	General practitioner

Note : According to the review result

제Ⅳ-6-1표

Table IV-6-1

내원일당 요양급여비용

Review Records

구 분 Division	계 Total						
	청 구 건 수 Claims	내 원 일 수 Visits	요 양 일 수 Reimbursed days	원외처방횟수 Prescription times	원외처방일수 Prescription days	요양급여비용 Medical Expenses	급 여 비 Benefit
계 Total	16,657,143	147,669,248	222,183,777	331,259	3,719,245	29,104,091,180	23,838,885,901
0 ~ 20,000원 KRW	143,515	1,614,292	2,025,405	1,309	15,371	8,723,722	7,464,027
20,001 ~ 40,000	190,782	1,030,618	1,284,797	3,692	35,822	34,569,266	29,140,004
40,001 ~ 60,000	672,388	6,733,980	7,910,810	13,430	127,385	356,651,532	277,944,159
60,001 ~ 80,000	2,283,346	48,287,319	51,271,694	25,526	238,317	3,528,695,261	2,643,121,017
80,001 ~ 100,000	1,245,181	19,879,420	23,302,109	30,799	237,452	1,722,803,989	1,339,191,245
100,001 ~ 120,000	845,802	8,533,349	12,118,689	31,961	232,861	936,131,692	743,727,923
120,001 ~ 140,000	767,173	7,061,732	10,642,559	26,066	217,484	917,032,654	737,193,829
140,001 ~ 160,000	649,823	6,058,258	9,426,714	21,381	188,944	906,242,543	726,011,165
160,001 ~ 180,000	563,577	4,908,453	8,125,057	17,111	166,044	832,714,899	662,362,253
180,001 ~ 200,000	500,917	3,945,308	7,021,142	14,534	156,872	748,319,583	594,944,029
200,001 ~ 220,000	452,846	3,399,463	6,343,136	11,945	137,298	713,135,061	567,319,221
220,001 ~ 240,000	409,683	3,038,418	5,794,652	9,890	129,339	698,362,618	557,341,988
240,001 ~ 260,000	379,204	2,793,823	5,373,775	8,593	114,926	698,256,675	560,301,226
260,001 ~ 280,000	355,169	2,544,641	4,962,628	7,597	109,194	686,454,153	553,551,867
280,001 ~ 300,000	340,570	2,340,738	4,618,772	6,896	97,478	678,530,472	550,291,700
300,001 ~ 320,000	318,782	2,117,458	4,249,144	5,929	84,886	656,082,454	534,831,850
320,001 ~ 340,000	301,681	1,973,873	3,985,162	5,440	87,346	651,243,938	534,116,873
340,001 ~ 360,000	284,008	1,787,845	3,653,539	4,591	70,433	625,361,838	515,182,485
360,001 ~ 380,000	253,374	1,572,710	3,299,175	4,241	66,236	581,612,826	480,300,963
380,001 ~ 400,000	226,130	1,410,892	2,982,723	3,710	61,216	550,081,341	456,088,859
400,001 ~ 420,000	210,054	1,296,137	2,766,676	3,499	56,028	531,221,597	441,996,653
420,001 ~ 440,000	195,537	1,171,866	2,534,245	3,412	50,254	503,638,118	420,050,624
440,001 ~ 460,000	181,383	1,035,682	2,282,784	3,409	47,838	465,853,841	388,187,844
460,001 ~ 480,000	168,272	934,490	2,073,682	2,807	43,522	439,040,458	366,509,223
480,001 ~ 500,000	162,559	867,548	1,933,187	3,574	43,610	424,979,848	354,949,501
500,001 ~ 520,000	140,682	772,289	1,739,269	2,877	37,982	393,667,909	329,812,219
520,001 ~ 540,000	125,111	698,719	1,609,045	2,430	37,988	370,239,167	310,788,693
540,001 ~ 560,000	111,950	633,480	1,463,970	2,185	33,261	348,301,676	292,936,577
560,001 ~ 580,000	100,974	572,307	1,335,651	1,808	30,971	326,164,667	275,380,568
580,001 ~ 600,000	95,091	536,002	1,247,224	1,639	25,377	316,200,022	266,970,489
600,001 ~ 620,000	85,314	489,265	1,155,146	1,546	22,996	298,394,716	252,518,957
620,001 ~ 640,000	80,737	457,691	1,078,987	1,749	26,015	288,304,387	244,560,923
640,001 ~ 660,000	79,679	434,291	1,033,263	1,361	21,180	282,302,862	239,196,662
660,001 ~ 680,000	84,206	413,111	972,423	1,349	20,472	276,808,116	234,638,225
680,001 ~ 700,000	75,214	374,912	886,644	1,723	22,981	258,603,634	219,898,460
700,001 ~ 720,000	63,198	343,691	822,888	1,335	21,864	243,983,463	207,297,966
720,001 ~ 740,000	56,967	315,310	753,511	1,241	19,251	230,103,572	195,625,588
740,001 ~ 760,000	50,682	283,238	690,546	1,047	18,318	212,392,146	180,814,765
760,001 ~ 780,000	50,016	267,954	651,722	871	18,795	206,306,561	175,484,468
780,001 ~ 800,000	45,606	247,826	595,903	947	18,381	195,736,877	166,863,838
800,001 ~ 820,000	45,724	232,938	566,228	1,052	20,937	188,647,429	160,967,410
820,001 ~ 840,000	35,909	208,011	513,104	777	13,116	172,631,671	147,696,425
840,001 ~ 860,000	68,637	225,413	517,822	846	15,838	191,675,014	162,368,085
860,001 ~ 880,000	413,384	562,985	878,188	755	10,797	489,893,907	401,505,975
880,001 ~ 900,000	30,105	167,233	430,752	607	8,752	148,817,243	127,898,820
900,001 ~ 920,000	29,469	157,835	409,682	588	8,949	143,613,933	123,521,732
920,001 ~ 940,000	47,374	170,178	420,843	636	8,613	158,254,258	135,047,930
940,001 ~ 960,000	48,354	161,290	410,299	660	11,658	153,116,104	130,619,018
960,001 ~ 980,000	25,445	130,808	343,591	812	12,149	126,846,611	109,331,646
980,001 ~ 1,000,000	22,982	120,176	313,299	961	12,658	118,964,473	102,669,700
1,000,001 이상 and over	535,116	2,353,982	6,944,420	16,881	246,554	3,826,866,924	3,402,871,839
기타 other	2,007,461	-	4,417,101	11,234	157,236	241,513,459	199,478,390

주 : 1) 심사결정기준 2) 기타 : 내원일수가 '0'인 건

크기별 진료실적(입원)

per Visit(Inpatient)

(단위 : 건, 일, 회, 천원)

Unit : Claim, Day, Time, KRW 1,000

상 급 종 합 병 원 Tertiary hospital						
청 구 건 수 Claims	내 원 일 수 Visits	요 양 일 수 Reimbursed days	원외처방횟수 Prescription times	원외처방일수 Prescription days	요양급여비용 Medical Expenses	급 여 비 Benefit
2,963,703	16,760,326	40,328,079	37,130	818,671	9,191,436,083	7,922,231,676
36,931	292,800	450,955	7	53	1,690,536	1,668,230
2,680	12,413	23,256	17	439	374,524	328,228
8,813	25,156	50,150	148	899	1,292,062	1,136,471
15,176	47,243	106,224	279	2,697	3,308,283	2,882,769
24,682	67,096	146,649	260	4,792	6,099,810	5,415,785
45,435	115,095	278,891	959	12,605	12,748,885	11,127,878
54,402	183,031	439,165	1,286	18,046	23,927,970	20,305,911
59,940	285,750	642,159	1,019	13,597	43,080,072	36,043,966
71,081	402,207	878,721	964	16,449	68,546,830	57,109,956
85,629	501,034	1,099,256	1,202	22,314	95,338,153	79,141,925
96,064	579,291	1,275,144	1,253	25,065	121,744,602	100,728,468
100,035	620,048	1,365,818	1,387	29,474	142,680,977	117,660,866
99,751	641,588	1,410,306	1,539	28,581	160,418,917	132,096,159
99,753	643,991	1,435,735	1,380	30,793	173,870,881	143,454,976
100,392	652,000	1,461,847	1,302	32,203	189,072,984	156,404,750
100,138	634,743	1,441,322	1,259	28,077	196,752,833	162,994,416
96,896	621,932	1,415,465	1,174	28,751	205,178,505	170,538,997
92,682	595,182	1,349,317	1,015	23,319	208,336,826	174,240,790
87,261	561,590	1,289,250	1,057	24,509	207,745,721	173,984,389
82,659	532,670	1,224,220	925	23,595	207,725,893	174,397,964
79,639	503,887	1,174,877	769	19,785	206,523,362	173,772,741
76,009	475,266	1,109,169	744	19,199	204,283,044	172,254,257
71,334	436,291	1,038,026	824	19,062	196,267,699	165,598,316
66,760	412,135	981,941	862	18,979	193,658,396	163,815,309
62,076	387,977	926,639	879	18,164	190,056,931	161,157,802
57,185	361,598	865,991	763	16,184	184,385,483	156,722,060
54,467	338,143	821,374	695	16,423	179,185,544	152,735,083
50,093	318,765	772,429	618	14,799	175,302,309	149,568,808
47,309	301,530	732,110	575	14,174	171,854,396	147,079,913
44,562	286,843	693,551	498	11,818	169,223,011	145,179,189
42,184	270,776	663,813	463	9,638	165,156,179	141,977,899
39,313	257,371	631,307	455	10,983	162,127,109	139,626,768
37,098	241,642	602,235	452	9,580	157,075,009	135,272,814
35,104	230,148	568,997	369	10,272	154,175,137	132,900,364
33,566	218,465	534,510	434	9,768	150,722,996	130,138,727
33,454	205,832	508,173	377	10,259	146,127,611	126,131,902
28,703	187,678	462,809	299	8,090	136,975,849	118,231,163
27,450	177,946	442,898	307	7,937	133,443,069	115,101,105
25,590	166,653	418,972	310	9,243	128,315,315	110,611,452
24,124	155,055	390,262	328	9,085	122,479,316	105,691,580
22,348	146,121	370,666	276	7,953	118,334,481	102,191,744
20,950	137,468	350,116	236	5,643	114,084,158	98,595,811
20,079	126,855	328,744	323	9,371	107,818,521	93,114,882
18,623	119,594	310,349	215	4,594	104,024,505	89,827,310
17,377	111,474	296,578	189	3,892	99,197,412	86,123,742
16,884	107,040	284,914	205	4,397	97,382,024	84,524,221
15,996	101,727	273,178	186	3,838	94,588,291	81,948,068
15,100	94,708	255,200	225	7,403	89,961,721	78,086,244
14,183	89,643	241,226	165	5,733	86,931,671	75,580,279
13,637	83,631	223,824	179	5,483	82,789,793	71,998,375
331,877	1,693,204	5,039,565	5,241	121,046	2,775,194,020	2,473,251,920
160,229	-	229,786	237	9,618	23,856,457	21,758,937

Note : 1) According to the review result 2) other : claims with 0 visit

제Ⅳ-6-1표

Table IV-6-1

내원일당 요양급여비용

Review Records

구 분 Division	총 합 병 원 General hospital						
	청 구 건 수 Claims	내 원 일 수 Visits	요 양 일 수 Reimbursed days	원외처방횟수 Prescription times	원외처방일수 Prescription days	요양급여비용 Medical Expenses	급 여 비 Benefit
계 Total	4,184,510	27,270,748	54,089,082	111,532	1,389,540	8,359,215,238	6,871,247,056
0 ~ 20,000원 KRW	19,555	238,850	326,479	219	3,278	1,084,217	911,222
20,001 ~ 40,000	10,774	63,343	90,168	240	1,253	1,892,082	1,537,000
40,001 ~ 60,000	26,665	92,785	157,107	1,301	6,498	4,856,532	3,899,987
60,001 ~ 80,000	59,209	402,877	640,948	1,981	12,547	29,103,412	22,939,192
80,001 ~ 100,000	114,428	1,080,162	1,716,252	3,563	36,328	98,376,820	76,877,354
100,001 ~ 120,000	204,812	1,555,225	2,671,741	7,600	67,260	171,683,468	135,150,715
120,001 ~ 140,000	242,646	1,835,100	3,258,739	8,496	82,629	238,794,795	189,424,964
140,001 ~ 160,000	249,380	1,939,458	3,478,842	10,300	92,618	291,051,781	231,208,389
160,001 ~ 180,000	253,473	1,926,942	3,506,003	8,974	89,196	327,485,088	260,009,296
180,001 ~ 200,000	255,578	1,847,039	3,406,346	8,309	88,043	350,779,520	277,999,660
200,001 ~ 220,000	239,348	1,716,818	3,208,088	7,367	80,124	360,221,866	285,502,251
220,001 ~ 240,000	212,301	1,539,016	2,907,563	6,174	76,750	353,685,101	280,746,106
240,001 ~ 260,000	186,634	1,364,832	2,602,915	5,289	66,849	340,967,485	271,353,748
260,001 ~ 280,000	167,207	1,205,041	2,316,110	4,746	62,410	325,091,548	259,636,956
280,001 ~ 300,000	154,784	1,077,106	2,078,483	4,129	50,633	312,149,159	250,194,461
300,001 ~ 320,000	140,730	954,628	1,855,622	3,426	44,621	295,784,424	238,287,626
320,001 ~ 340,000	122,631	842,941	1,647,579	2,943	45,789	278,020,709	225,233,558
340,001 ~ 360,000	108,933	737,664	1,461,095	2,483	36,928	258,021,795	210,115,752
360,001 ~ 380,000	97,864	646,371	1,287,808	2,142	32,380	239,015,722	194,978,847
380,001 ~ 400,000	88,823	588,746	1,172,259	1,872	28,962	229,533,029	187,955,853
400,001 ~ 420,000	83,658	547,615	1,078,488	1,755	27,918	224,448,677	184,897,491
420,001 ~ 440,000	73,746	473,828	946,352	1,449	21,462	203,595,642	168,193,700
440,001 ~ 460,000	64,908	403,388	826,550	1,270	19,595	181,428,811	149,379,060
460,001 ~ 480,000	57,796	354,565	734,131	1,136	19,029	166,565,466	137,392,753
480,001 ~ 500,000	52,242	314,307	662,583	1,036	17,620	153,959,251	127,418,557
500,001 ~ 520,000	48,120	289,095	610,078	888	15,169	147,405,367	122,429,292
520,001 ~ 540,000	46,217	272,216	576,881	794	15,205	144,241,302	119,732,207
540,001 ~ 560,000	41,863	244,053	522,272	744	14,123	134,162,567	111,646,441
560,001 ~ 580,000	35,949	213,715	462,544	583	12,020	121,781,448	101,816,549
580,001 ~ 600,000	34,049	196,621	428,352	514	9,043	115,993,200	96,785,195
600,001 ~ 620,000	30,547	176,936	386,619	474	9,167	107,901,621	90,160,366
620,001 ~ 640,000	28,735	165,132	359,917	432	9,060	104,017,979	87,095,068
640,001 ~ 660,000	27,114	154,932	341,332	425	7,928	100,691,172	84,241,187
660,001 ~ 680,000	24,491	139,551	306,851	375	6,487	93,458,797	78,171,035
680,001 ~ 700,000	21,451	122,740	272,971	352	7,238	84,674,832	70,972,538
700,001 ~ 720,000	20,880	116,938	258,508	311	6,485	83,007,866	69,376,425
720,001 ~ 740,000	19,354	107,455	240,623	317	7,387	78,408,897	65,664,213
740,001 ~ 760,000	16,650	90,075	207,645	272	6,624	67,532,919	56,632,250
760,001 ~ 780,000	15,450	84,584	192,418	255	7,394	65,116,168	54,596,590
780,001 ~ 800,000	13,984	78,417	173,047	322	7,241	61,925,872	52,114,627
800,001 ~ 820,000	13,253	70,121	156,297	422	10,453	56,793,980	47,814,551
820,001 ~ 840,000	11,411	61,971	141,164	243	5,116	51,437,112	43,421,024
840,001 ~ 860,000	10,919	56,873	130,925	209	3,894	48,333,690	40,802,283
860,001 ~ 880,000	10,444	54,771	126,290	167	3,396	47,638,586	40,396,542
880,001 ~ 900,000	9,272	48,441	113,586	138	2,961	43,108,770	36,558,201
900,001 ~ 920,000	8,495	43,908	105,627	136	3,125	39,956,214	33,989,609
920,001 ~ 940,000	8,236	42,827	103,541	116	2,469	39,827,486	33,994,429
940,001 ~ 960,000	7,955	39,030	96,985	84	1,820	37,072,196	31,634,323
960,001 ~ 980,000	6,786	34,193	84,524	92	2,754	33,159,415	28,333,749
980,001 ~ 1,000,000	6,375	31,575	77,113	120	2,594	31,249,976	26,739,531
1,000,001 이상 and over	150,805	585,931	1,695,566	2,478	54,485	945,674,719	843,857,123
기타 other	227,580	-	1,879,155	2,069	45,182	37,046,687	31,027,211

주 : 1) 심사결정기준 2) 기타 : 내원일수가 '0'인 건

크기별 진료실적(입원) <계속>

per Visit(Inpatient) <Cont'd>

(단위 : 건, 일, 회, 천원)

Unit : Claim, Day, Time, KRW 1,000

병 원 Hospital						
청 구 건 수 Claims	내 원 일 수 Visits	요 양 일 수 Reimbursed days	원외처방횟수 Prescription times	원외처방일수 Prescription days	요양급여비용 Medical Expenses	급 여 비 Benefit
3,479,951	27,808,798	47,499,944	84,205	769,723	4,400,102,848	3,500,951,473
37,006	414,910	531,424	317	5,116	2,402,787	1,968,387
92,896	408,533	567,862	486	5,448	14,008,239	12,330,611
216,094	1,546,256	2,235,886	2,449	28,106	78,940,436	64,077,374
379,150	4,890,886	6,616,969	9,269	88,999	345,084,139	267,007,899
400,277	3,790,936	5,929,968	15,783	118,026	339,764,872	268,823,343
360,847	2,957,936	4,969,351	15,794	107,947	324,657,828	261,079,156
304,554	2,625,505	4,348,285	11,470	85,658	340,587,816	273,247,818
219,571	2,088,288	3,440,156	6,950	59,339	312,305,499	247,192,110
164,127	1,558,696	2,635,032	4,871	45,823	264,191,335	207,643,429
122,999	1,149,853	2,014,323	3,284	34,735	217,884,724	170,404,494
94,533	875,543	1,587,805	2,264	25,105	183,513,935	142,912,115
80,472	742,674	1,345,569	1,532	18,003	170,688,633	133,231,338
73,941	671,469	1,204,318	1,146	15,546	167,878,557	132,233,699
67,655	576,527	1,046,797	868	11,886	155,443,738	122,923,457
62,683	504,753	930,880	746	10,741	146,361,947	116,708,270
54,949	418,510	797,064	582	7,601	129,623,480	103,701,638
51,778	385,619	742,220	513	7,653	127,270,322	103,256,535
49,911	335,869	667,601	435	6,019	117,462,311	95,500,963
51,268	299,751	617,238	408	5,614	110,830,216	89,928,508
38,669	230,635	486,862	371	4,875	89,898,325	73,183,515
34,104	200,024	432,985	328	4,388	81,965,778	66,810,237
30,850	177,210	395,334	251	3,510	76,156,419	62,025,270
25,742	143,881	323,847	220	3,476	64,685,808	52,753,779
23,657	117,977	271,624	179	2,217	55,415,904	45,017,361
25,374	113,497	254,508	149	2,158	55,596,029	44,879,793
17,935	82,463	194,585	145	1,941	41,999,814	33,922,572
16,946	69,896	172,227	101	1,292	37,031,810	29,707,138
13,037	54,007	133,604	97	1,178	29,678,549	23,769,297
9,594	40,866	108,901	73	1,259	23,284,000	18,614,291
8,905	37,776	95,990	77	1,150	22,290,212	17,695,145
7,106	30,094	80,348	83	1,452	18,343,196	14,509,921
5,527	22,949	61,968	74	1,062	14,448,253	11,418,617
5,861	22,653	59,191	67	1,128	14,731,643	11,582,679
4,525	17,723	49,554	74	1,285	11,861,714	9,247,665
3,795	13,926	39,510	58	906	9,602,325	7,489,515
3,775	13,013	36,694	58	963	9,237,928	7,204,407
3,953	13,107	33,795	39	633	9,561,155	7,521,021
3,504	10,555	28,565	34	829	7,919,432	6,265,903
4,077	10,060	26,868	21	336	7,743,766	6,171,711
3,127	8,728	22,283	34	605	6,897,571	5,495,211
6,962	11,442	28,908	24	433	9,262,393	7,502,879
1,780	5,970	16,339	17	495	4,951,958	3,917,585
1,572	4,877	14,111	25	316	4,145,830	3,266,606
1,869	5,592	16,891	15	221	4,861,304	3,861,362
1,910	5,190	15,873	14	289	4,619,791	3,686,735
2,405	4,788	15,135	19	369	4,362,047	3,471,415
21,921	24,056	41,014	23	372	22,382,308	17,932,812
23,984	25,859	54,740	10	124	24,474,646	19,596,433
2,597	4,688	12,734	12	250	4,538,858	3,637,556
1,046	2,592	7,449	8	105	2,566,373	2,042,184
23,173	40,190	134,060	401	13,325	55,740,422	45,591,812
215,958	-	1,604,699	1,937	29,416	20,946,476	16,987,902

Note : 1) According to the review result 2) other : claims with 0 visit

제Ⅳ-6-1표

Table IV-6-1

내원일당 요양급여비용

Review Records

구 분 Division	요 양 병 원 Healthcare institute						
	청 구 건 수 Claims	내 원 일 수 Visits	요 양 일 수 Reimbursed days	원외처방횟수 Prescription times	원외처방일수 Prescription days	요양급여비용 Medical Expenses	급 여 비 Benefit
계 Total	3,893,350	65,232,497	66,905,770	2,759	51,858	5,538,340,609	4,232,509,602
0 ~ 20,000원 KRW	29,042	469,489	503,633	12	152	1,591,224	1,280,525
20,001 ~ 40,000	14,550	79,160	96,451	5	22	2,668,071	2,065,888
40,001 ~ 60,000	188,912	3,019,036	3,165,158	184	3,305	165,832,329	125,302,951
60,001 ~ 80,000	1,523,046	39,771,266	40,221,088	926	17,051	2,930,676,745	2,181,231,634
80,001 ~ 100,000	525,954	13,303,738	13,529,465	643	12,079	1,133,752,786	875,449,711
100,001 ~ 120,000	148,285	3,319,647	3,403,586	342	5,940	363,378,205	285,362,036
120,001 ~ 140,000	105,836	2,109,737	2,156,255	275	5,463	273,877,956	221,615,397
140,001 ~ 160,000	80,587	1,556,284	1,588,666	218	4,774	231,658,605	188,547,002
160,001 ~ 180,000	46,358	901,559	922,613	101	2,258	152,334,174	121,297,119
180,001 ~ 200,000	19,555	370,764	380,342	25	431	69,807,399	55,885,915
200,001 ~ 220,000	8,960	160,652	165,260	10	178	33,542,286	27,014,545
220,001 ~ 240,000	4,478	70,579	73,198	2	5	16,115,048	13,147,670
240,001 ~ 260,000	2,824	32,131	33,469	-	-	8,015,470	6,922,653
260,001 ~ 280,000	1,906	22,923	23,855	1	1	6,167,372	5,402,985
280,001 ~ 300,000	1,220	12,324	12,692	1	30	3,559,653	3,087,115
300,001 ~ 320,000	796	7,511	7,970	-	-	2,327,241	2,021,165
320,001 ~ 340,000	761	9,338	9,929	1	7	3,082,889	2,765,229
340,001 ~ 360,000	527	6,016	6,092	-	-	2,099,093	1,886,198
360,001 ~ 380,000	315	2,754	2,861	-	-	1,017,491	895,558
380,001 ~ 400,000	219	1,764	1,854	-	-	687,218	587,226
400,001 ~ 420,000	175	1,119	1,219	-	-	458,595	398,917
420,001 ~ 440,000	220	841	939	2	4	360,903	303,461
440,001 ~ 460,000	221	716	731	-	-	321,138	278,462
460,001 ~ 480,000	157	401	450	-	-	188,267	159,257
480,001 ~ 500,000	116	284	647	-	-	139,053	119,810
500,001 ~ 520,000	84	233	507	-	-	118,879	103,495
520,001 ~ 540,000	40	210	320	-	-	110,716	96,305
540,001 ~ 560,000	37	96	108	-	-	52,592	45,125
560,001 ~ 580,000	36	178	186	-	-	101,590	87,240
580,001 ~ 600,000	29	64	185	-	-	37,754	32,250
600,001 ~ 620,000	28	53	54	-	-	32,196	27,140
620,001 ~ 640,000	22	48	64	-	-	30,125	26,839
640,001 ~ 660,000	13	14	40	-	-	9,109	7,653
660,001 ~ 680,000	11	16	16	-	-	10,663	9,137
680,001 ~ 700,000	6	26	26	-	-	17,907	14,429
700,001 ~ 720,000	8	10	16	-	-	7,096	6,100
720,001 ~ 740,000	8	13	15	-	-	9,507	8,253
740,001 ~ 760,000	5	5	5	-	-	3,750	2,940
760,001 ~ 780,000	2	3	3	-	-	2,313	1,923
780,001 ~ 800,000	5	5	5	-	-	3,938	3,696
800,001 ~ 820,000	6	9	9	-	-	7,275	5,507
820,001 ~ 840,000	7	7	7	-	-	5,801	4,930
840,001 ~ 860,000	4	4	4	-	-	3,406	2,639
860,001 ~ 880,000	3	3	3	-	-	2,608	2,273
880,001 ~ 900,000	6	6	14	-	-	5,332	4,638
900,001 ~ 920,000	2	2	15	-	-	1,833	1,536
920,001 ~ 940,000	6	10	16	-	-	9,351	8,214
940,001 ~ 960,000	-	-	-	-	-	-	-
960,001 ~ 980,000	4	4	47	-	-	3,897	3,501
980,001 ~ 1,000,000	3	4	20	-	-	3,933	3,378
1,000,001 이상 and over	103	1,441	1,564	-	-	214,846	173,882
기타 other	1,187,852	-	594,098	11	158	133,874,978	108,798,150

주 : 1) 심사결정기준 2) 기타 : 내원일수가 '0'인 건

크기별 진료실적(입원) <계속>

per Visit(Inpatient) <Cont'd>

(단위 : 건, 일, 회, 천원)

Unit : Claim, Day, Time, KRW 1,000

의원 Clinic						
청 구 건 수 Claims	내 원 일 수 Visits	요 양 일 수 Reimbursed days	원외처방횟수 Prescription times	원외처방일수 Prescription days	요양급여비용 Medical Expenses	급 여 비 Benefit
1,672,537	7,279,790	9,868,399	87,948	608,990	1,335,187,840	1,097,756,921
14,927	133,337	149,835	724	6,248	1,373,618	1,147,348
58,894	337,889	375,014	2,842	27,340	11,457,235	9,565,892
188,210	1,538,614	1,774,545	9,167	86,601	79,096,545	63,161,177
201,778	1,809,326	2,281,028	12,849	114,163	124,674,455	97,091,938
114,696	743,600	1,069,525	10,470	65,494	65,714,893	52,704,383
72,372	373,099	577,301	7,213	38,323	40,768,123	33,446,883
56,270	245,807	374,856	4,508	25,328	31,837,289	26,379,086
38,739	165,552	251,770	2,878	18,422	24,717,093	20,355,681
26,537	102,875	164,797	2,194	12,287	17,422,340	14,145,156
16,547	69,136	112,129	1,693	11,167	13,101,584	10,410,203
13,458	62,248	100,736	1,043	6,790	13,083,252	10,350,750
11,965	62,936	97,501	778	4,904	14,465,966	11,977,980
15,620	81,726	118,610	605	3,875	20,456,771	17,280,100
18,078	93,705	134,891	579	3,861	25,219,282	21,600,139
20,927	92,458	130,041	694	3,658	26,779,221	23,410,873
21,647	100,224	142,669	641	4,457	31,022,815	27,369,651
29,130	112,271	165,872	786	4,945	37,107,090	31,849,446
31,578	111,549	165,976	630	3,699	38,894,787	32,992,678
16,342	61,026	99,077	617	3,572	22,554,548	20,155,679
15,414	55,796	94,630	519	3,560	21,736,006	19,544,490
12,190	42,554	76,697	629	3,745	17,440,550	15,800,915
14,475	43,629	80,099	924	5,448	18,773,401	16,880,554
18,982	50,581	91,844	1,073	5,276	22,778,885	19,865,551
19,717	48,761	84,082	609	2,975	22,907,384	19,864,472
22,581	50,950	87,459	1,502	5,611	24,966,422	21,145,965
17,216	38,446	67,079	1,073	4,579	19,527,413	16,435,631
7,317	17,828	37,319	822	4,862	9,444,147	8,325,254
6,827	16,139	34,740	713	2,964	8,874,802	7,710,673
7,997	15,826	31,437	570	3,488	9,033,988	7,689,742
7,470	14,529	28,654	548	3,356	8,555,846	7,196,062
5,382	11,264	23,880	524	2,718	6,874,847	5,771,516
7,087	12,079	25,373	783	4,884	7,610,538	6,333,754
9,551	14,944	30,210	414	2,526	9,726,872	8,030,894
20,038	25,594	46,777	529	2,411	17,248,807	14,264,942
16,357	19,615	39,340	877	5,054	13,489,086	11,200,997
5,049	7,825	19,272	588	4,152	5,551,051	4,537,635
4,920	6,990	16,092	585	3,133	5,099,471	4,160,723
3,025	4,585	11,200	434	2,928	3,439,079	2,765,301
4,843	6,574	13,320	283	1,732	5,067,231	4,050,964
4,307	5,538	10,084	262	1,443	4,364,706	3,505,191
3,135	5,203	10,232	330	2,098	4,215,235	3,422,819
1,737	2,546	5,367	281	1,862	2,112,108	1,720,246
36,034	36,765	43,914	289	2,257	31,340,362	25,155,375
382,380	382,945	424,463	356	2,578	333,297,122	267,362,188
1,527	2,102	4,622	266	1,610	1,868,229	1,511,124
1,673	2,077	3,936	228	1,058	1,893,671	1,519,944
1,205	1,540	3,030	311	1,934	1,430,118	1,151,208
1,310	1,678	3,334	341	2,311	1,593,310	1,290,594
1,868	2,269	5,031	543	3,412	2,202,090	1,767,626
1,906	2,335	4,805	654	4,476	2,315,820	1,853,587
29,075	32,905	73,131	8,758	57,653	49,723,605	39,726,732
12,227	-	50,773	419	5,762	938,731	799,208

Note : 1) According to the review result 2) other : claims with 0 visit

제Ⅳ-6-1표

Table IV-6-1

내원일당 요양급여비용

Review Records

구 분 Division	치 과 병 원 Dental hospital						
	청 구 건 수 Claims	내 원 일 수 Visits	요 양 일 수 Reimbursed days	원외처방횟수 Prescription times	원외처방일수 Prescription days	요양급여비용 Medical Expenses	급 여 비 Benefit
계 Total	7,108	26,931	61,474	446	5,101	8,833,406	7,160,991
0 ~ 20,000원 KRW	47	567	1,024	-	-	2,448	2,076
20,001 ~ 40,000	17	38	72	-	-	1,234	1,005
40,001 ~ 60,000	17	55	91	-	-	2,636	2,047
60,001 ~ 80,000	46	94	176	6	50	6,635	5,381
80,001 ~ 100,000	52	170	401	1	16	15,432	12,390
100,001 ~ 120,000	87	371	700	12	162	40,808	33,130
120,001 ~ 140,000	113	747	1,494	15	162	96,148	76,970
140,001 ~ 160,000	126	776	1,397	13	154	116,306	92,290
160,001 ~ 180,000	156	1,050	1,869	6	26	178,968	140,644
180,001 ~ 200,000	186	1,179	2,095	17	160	222,537	172,711
200,001 ~ 220,000	195	1,058	2,129	6	30	222,980	174,958
220,001 ~ 240,000	299	1,388	3,072	17	203	318,940	248,484
240,001 ~ 260,000	371	1,736	3,805	13	70	434,812	343,011
260,001 ~ 280,000	477	2,108	4,861	23	243	568,268	448,488
280,001 ~ 300,000	507	1,917	4,601	24	213	555,651	439,255
300,001 ~ 320,000	450	1,664	4,304	21	130	516,155	403,708
320,001 ~ 340,000	414	1,593	3,905	23	201	525,626	416,495
340,001 ~ 360,000	346	1,476	3,355	28	468	516,056	416,673
360,001 ~ 380,000	313	1,190	2,907	17	161	438,684	348,317
380,001 ~ 400,000	289	1,155	2,758	23	224	451,394	371,224
400,001 ~ 420,000	261	877	2,349	18	192	359,881	292,094
420,001 ~ 440,000	236	1,089	2,349	42	631	467,415	392,115
440,001 ~ 460,000	184	798	1,749	22	429	359,304	301,226
460,001 ~ 480,000	157	594	1,397	21	322	278,112	233,539
480,001 ~ 500,000	140	471	1,192	8	57	231,627	197,497
500,001 ~ 520,000	131	428	1,003	8	109	217,672	186,110
520,001 ~ 540,000	124	426	924	18	206	225,648	192,706
540,001 ~ 560,000	91	417	814	13	197	229,199	194,742
560,001 ~ 580,000	84	183	464	7	30	104,117	87,874
580,001 ~ 600,000	68	151	474	2	10	89,364	72,153
600,001 ~ 620,000	60	133	423	2	21	81,217	66,700
620,001 ~ 640,000	48	107	353	5	26	67,219	56,757
640,001 ~ 660,000	30	78	224	3	18	50,717	43,317
660,001 ~ 680,000	35	73	222	2	17	48,943	41,070
680,001 ~ 700,000	35	130	274	2	15	89,682	75,640
700,001 ~ 720,000	30	69	221	1	5	49,063	38,883
720,001 ~ 740,000	29	67	177	1	8	48,692	40,215
740,001 ~ 760,000	25	32	193	-	-	23,970	19,625
760,001 ~ 780,000	15	41	102	2	90	31,631	27,370
780,001 ~ 800,000	26	44	181	1	7	34,780	27,265
800,001 ~ 820,000	13	23	97	-	-	18,654	14,633
820,001 ~ 840,000	13	20	80	-	-	16,569	13,109
840,001 ~ 860,000	16	26	106	-	-	22,076	17,391
860,001 ~ 880,000	19	32	130	2	8	27,847	22,178
880,001 ~ 900,000	12	17	76	-	-	15,064	12,288
900,001 ~ 920,000	8	16	51	-	-	14,512	11,400
920,001 ~ 940,000	10	18	64	-	-	16,703	13,200
940,001 ~ 960,000	3	13	38	-	-	12,318	9,511
960,001 ~ 980,000	5	9	27	-	-	8,753	7,023
980,001 ~ 1,000,000	8	30	60	-	-	29,653	24,415
1,000,001 이상 and over	71	187	406	1	30	300,353	255,068
기타 other	613	-	238	-	-	30,932	24,620

주 : 1) 심사결정기준 2) 기타 : 내원일수가 '0'인 건

크기별 진료실적(입원) <계속>

per Visit(Inpatient) <Cont'd>

(단위 : 건, 일, 회, 천원)
Unit : Claim, Day, Time, KRW 1,000

치 과 의 원 Dental clinic						
청 구 건 수 Claims	내 원 일 수 Visits	요 양 일 수 Reimbursed days	원외처방횟수 Prescription times	원외처방일수 Prescription days	요양급여비용 Medical Expenses	급 여 비 Benefit
46	37	37	11	59	24,820	19,205
-	-	-	-	-	-	-
-	-	-	-	-	-	-
-	-	-	-	-	-	-
-	-	-	-	-	-	-
-	-	-	-	-	-	-
-	-	-	-	-	-	-
-	-	-	-	-	-	-
1	1	1	1	5	177	141
5	5	5	4	22	933	746
2	2	2	1	5	404	324
-	-	-	-	-	-	-
1	8	8	1	5	2,051	1,641
-	-	-	-	-	-	-
-	-	-	-	-	-	-
-	-	-	-	-	-	-
1	1	1	-	-	338	237
-	-	-	-	-	-	-
-	-	-	-	-	-	-
-	-	-	-	-	-	-
-	-	-	-	-	-	-
1	1	1	-	-	451	316
-	-	-	-	-	-	-
-	-	-	-	-	-	-
-	-	-	-	-	-	-
-	-	-	-	-	-	-
1	1	1	-	-	554	388
1	1	1	-	-	564	395
-	-	-	-	-	-	-
-	-	-	-	-	-	-
-	-	-	-	-	-	-
-	-	-	-	-	-	-
-	-	-	-	-	-	-
1	1	1	-	-	708	495
-	-	-	-	-	-	-
-	-	-	-	-	-	-
-	-	-	-	-	-	-
2	6	6	-	-	4,734	3,787
-	-	-	-	-	-	-
-	-	-	-	-	-	-
-	-	-	-	-	-	-
-	-	-	-	-	-	-
1	3	3	-	-	2,645	2,091
-	-	-	-	-	-	-
-	-	-	-	-	-	-
-	-	-	-	-	-	-
-	-	-	-	-	-	-
1	3	3	-	-	2,972	2,349
2	4	4	2	15	5,956	4,756
26	-	-	2	7	2,333	1,540

Note : 1) According to the review result 2) other : claims with 0 visit

제Ⅳ-6-1표

Table IV-6-1

내원일당 요양급여비용

Review Records

구 분 Division	조 산 원 Midwifery clinic						
	청 구 건 수 Claims	내 원 일 수 Visits	요 양 일 수 Reimbursed days	원외처방횟수 Prescription times	원외처방일수 Prescription days	요양급여비용 Medical Expenses	급 여 비 Benefit
계 Total	712	1,820	1,837	-	-	642,717	628,467
0 ~ 20,000원 KRW	-	-	-	-	-	-	-
20,001 ~ 40,000	-	-	-	-	-	-	-
40,001 ~ 60,000	-	-	-	-	-	-	-
60,001 ~ 80,000	-	-	-	-	-	-	-
80,001 ~ 100,000	-	-	-	-	-	-	-
100,001 ~ 120,000	-	-	-	-	-	-	-
120,001 ~ 140,000	-	-	-	-	-	-	-
140,001 ~ 160,000	-	-	-	-	-	-	-
160,001 ~ 180,000	20	60	60	-	-	10,604	10,088
180,001 ~ 200,000	10	30	30	-	-	5,501	5,172
200,001 ~ 220,000	46	138	138	-	-	29,563	28,365
220,001 ~ 240,000	49	146	146	-	-	32,983	31,510
240,001 ~ 260,000	44	118	119	-	-	29,841	28,996
260,001 ~ 280,000	79	237	237	-	-	64,097	62,048
280,001 ~ 300,000	42	119	119	-	-	33,960	32,874
300,001 ~ 320,000	68	166	171	-	-	51,761	50,642
320,001 ~ 340,000	65	168	168	-	-	55,200	53,765
340,001 ~ 360,000	26	78	78	-	-	27,110	26,374
360,001 ~ 380,000	9	18	18	-	-	6,737	6,679
380,001 ~ 400,000	54	120	120	-	-	47,163	46,627
400,001 ~ 420,000	27	61	61	-	-	24,754	24,258
420,001 ~ 440,000	1	3	3	-	-	1,295	1,268
440,001 ~ 460,000	8	20	20	-	-	9,101	9,009
460,001 ~ 480,000	28	57	57	-	-	26,928	26,531
480,001 ~ 500,000	29	61	61	-	-	30,045	29,760
500,001 ~ 520,000	11	26	26	-	-	13,280	13,059
520,001 ~ 540,000	-	-	-	-	-	-	-
540,001 ~ 560,000	1	2	2	-	-	1,104	1,104
560,001 ~ 580,000	4	8	8	-	-	4,565	4,565
580,001 ~ 600,000	8	18	18	-	-	10,634	10,496
600,001 ~ 620,000	7	9	9	-	-	5,460	5,416
620,001 ~ 640,000	5	5	5	-	-	3,164	3,121
640,001 ~ 660,000	12	28	31	-	-	18,340	18,118
660,001 ~ 680,000	2	6	6	-	-	4,055	4,013
680,001 ~ 700,000	3	9	9	-	-	6,120	6,038
700,001 ~ 720,000	1	3	3	-	-	2,141	2,119
720,001 ~ 740,000	-	-	-	-	-	-	-
740,001 ~ 760,000	9	26	26	-	-	19,383	19,183
760,001 ~ 780,000	2	2	2	-	-	1,529	1,518
780,001 ~ 800,000	9	11	13	-	-	8,696	8,636
800,001 ~ 820,000	7	19	19	-	-	15,410	15,277
820,001 ~ 840,000	11	29	31	-	-	23,965	23,720
840,001 ~ 860,000	-	-	-	-	-	-	-
860,001 ~ 880,000	1	3	3	-	-	2,628	2,607
880,001 ~ 900,000	-	-	-	-	-	-	-
900,001 ~ 920,000	2	4	4	-	-	3,633	3,606
920,001 ~ 940,000	-	-	-	-	-	-	-
940,001 ~ 960,000	2	2	2	-	-	1,913	1,913
960,001 ~ 980,000	2	2	2	-	-	1,926	1,913
980,001 ~ 1,000,000	5	5	5	-	-	4,965	4,943
1,000,001 이상 and over	3	3	7	-	-	3,163	3,138
기타 other	-	-	-	-	-	-	-

주 : 1) 심사결정기준 2) 기타 : 내원일수가 '0'인 건

크기별 진료실적(입원) <계속>

per Visit(Inpatient) <Cont'd>

(단위 : 건, 일, 회, 천원)
Unit : Claim, Day, Time, KRW 1,000

보 건 의 료 원 Hospitalized center						
청 구 건 수 Claims	내 원 일 수 Visits	요 양 일 수 Reimbursed days	원외처방횟수 Prescription times	원외처방일수 Prescription days	요양급여비용 Medical Expenses	급 여 비 Benefit
2,294	18,147	26,248	312	3,309	1,403,340	1,110,032
12	166	196	4	52	1,913	1,505
163	1,901	2,285	38	382	62,859	47,126
579	5,673	7,298	120	1,154	284,729	217,430
584	4,436	7,139	93	1,148	304,587	240,051
347	2,721	4,208	36	244	242,512	194,656
214	1,774	2,671	14	241	191,854	154,811
104	704	1,079	5	84	91,760	74,925
58	326	562	1	3	48,401	39,222
31	120	204	-	-	20,276	16,312
20	47	165	-	-	9,048	7,277
15	59	80	1	1	12,461	10,154
9	20	42	-	-	4,664	3,756
5	11	20	-	-	2,758	2,183
5	24	45	-	-	6,587	5,156
6	12	36	-	-	3,437	2,683
1	5	8	-	-	1,551	1,252
1	2	5	-	-	672	551
1	2	2	-	-	688	550
1	4	7	-	-	1,515	1,246
1	2	2	-	-	791	747
-	-	-	-	-	-	-
-	-	-	-	-	-	-
3	6	16	-	-	2,645	2,125
-	-	-	-	-	-	-
-	-	-	-	-	-	-
-	-	-	-	-	-	-
-	-	-	-	-	-	-
-	-	-	-	-	-	-
-	-	-	-	-	-	-
1	1	4	-	-	686	575
-	-	-	-	-	-	-
-	-	-	-	-	-	-
14	14	14	-	-	10,545	8,456
37	37	37	-	-	28,609	22,940
22	22	22	-	-	17,264	13,844
-	-	-	-	-	-	-
-	-	-	-	-	-	-
13	13	18	-	-	11,130	8,908
45	45	59	-	-	39,307	31,516
-	-	-	-	-	-	-
-	-	-	-	-	-	-
-	-	-	-	-	-	-
-	-	-	-	-	-	-
-	-	-	-	-	-	-
-	-	-	-	-	-	-
-	-	-	-	-	-	-
2	-	24	-	-	92	73

Note : 1) According to the review result 2) other : claims with 0 visit

제Ⅳ-6-1표

Table IV-6-1

내원일당 요양급여비용

Review Records

구 분 Division	한 방 병 원 Oriental health hospital						
	청 구 건 수 Claims	내 원 일 수 Visits	요 양 일 수 Reimbursed days	원외처방횟수 Prescription times	원외처방일수 Prescription days	요양급여비용 Medical Expenses	급 여 비 Benefit
계 Total	435,449	3,090,171	3,223,802	6,916	71,994	259,674,251	198,207,876
0 ~ 20,000원 KRW	4,382	49,125	48,816	26	472	427,131	364,886
20,001 ~ 40,000	7,714	88,438	90,496	64	938	2,865,565	2,305,950
40,001 ~ 60,000	37,609	444,870	458,795	61	822	23,254,167	17,788,535
60,001 ~ 80,000	99,211	1,312,895	1,349,686	123	1,662	92,224,177	69,198,380
80,001 ~ 100,000	62,975	875,717	890,206	43	473	77,512,280	58,697,296
100,001 ~ 120,000	13,588	209,286	213,499	27	383	22,566,206	17,298,826
120,001 ~ 140,000	3,243	61,096	62,681	11	114	7,818,307	6,068,277
140,001 ~ 160,000	1,422	21,824	23,162	2	37	3,264,785	2,532,504
160,001 ~ 180,000	1,793	14,943	15,757	-	-	2,525,108	1,990,111
180,001 ~ 200,000	388	6,221	6,451	-	-	1,170,185	915,927
200,001 ~ 220,000	225	3,654	3,754	-	-	763,712	597,292
220,001 ~ 240,000	75	1,611	1,743	-	-	370,306	294,279
240,001 ~ 260,000	13	204	205	-	-	50,013	39,037
260,001 ~ 280,000	9	85	97	-	-	22,379	17,662
280,001 ~ 300,000	9	49	73	-	-	14,461	11,421
300,001 ~ 320,000	3	7	14	-	-	2,193	1,751
320,001 ~ 340,000	4	8	18	-	-	2,587	2,061
340,001 ~ 360,000	4	9	23	-	-	3,173	2,507
360,001 ~ 380,000	1	6	9	-	-	2,191	1,741
380,001 ~ 400,000	2	4	18	-	-	1,523	1,213
400,001 ~ 420,000	-	-	-	-	-	-	-
420,001 ~ 440,000	-	-	-	-	-	-	-
440,001 ~ 460,000	-	-	-	-	-	-	-
460,001 ~ 480,000	-	-	-	-	-	-	-
480,001 ~ 500,000	1	1	98	-	-	490	317
500,001 ~ 520,000	-	-	-	-	-	-	-
520,001 ~ 540,000	-	-	-	-	-	-	-
540,001 ~ 560,000	-	-	-	-	-	-	-
560,001 ~ 580,000	-	-	-	-	-	-	-
580,001 ~ 600,000	-	-	-	-	-	-	-
600,001 ~ 620,000	-	-	-	-	-	-	-
620,001 ~ 640,000	-	-	-	-	-	-	-
640,001 ~ 660,000	-	-	-	-	-	-	-
660,001 ~ 680,000	-	-	-	-	-	-	-
680,001 ~ 700,000	-	-	-	-	-	-	-
700,001 ~ 720,000	-	-	-	-	-	-	-
720,001 ~ 740,000	-	-	-	-	-	-	-
740,001 ~ 760,000	-	-	-	-	-	-	-
760,001 ~ 780,000	-	-	-	-	-	-	-
780,001 ~ 800,000	-	-	-	-	-	-	-
800,001 ~ 820,000	-	-	-	-	-	-	-
820,001 ~ 840,000	-	-	-	-	-	-	-
840,001 ~ 860,000	-	-	-	-	-	-	-
860,001 ~ 880,000	-	-	-	-	-	-	-
880,001 ~ 900,000	-	-	-	-	-	-	-
900,001 ~ 920,000	-	-	-	-	-	-	-
920,001 ~ 940,000	-	-	-	-	-	-	-
940,001 ~ 960,000	-	-	-	-	-	-	-
960,001 ~ 980,000	-	-	-	-	-	-	-
980,001 ~ 1,000,000	1	1	20	-	-	987	938
1,000,001 이상 and over	7	117	117	-	-	9,840	7,408
기타 other	202,770	-	58,064	6,559	67,093	24,802,484	20,069,557

주 : 1) 심사결정기준 2) 기타 : 내원일수가 '0'인 건

per Visit(Inpatient)

Unit : Claim, Day, Time, KRW 1,000

Note : 1) According to the review result 2) other : claims with 0 visit

구 분 Division	계 Total						
	청 구 건 수 Claims	내 원 일 수 Visits	요 양 일 수 Reimbursed days	원외처방횟수 Prescription times	원외처방일수 Prescription days	요양급여비용 Medical Expenses	급 여 비 Benefit
계 Total	907,422,117	906,125,489	1,333,519,290	523,172,528	7,532,781,900	32,346,351,550	23,017,462,596
0 ~ 5,000원 KRW	6,646,857	6,646,881	6,860,601	2,664,082	77,228,321	17,574,575	12,392,055
5,001 ~ 6,000	8,784,708	8,784,709	8,929,276	6,291,941	220,141,445	46,660,907	35,479,383
6,001 ~ 7,000	2,058,136	2,058,136	2,110,317	1,386,863	47,802,460	13,436,601	8,465,011
7,001 ~ 8,000	2,748,297	2,748,644	5,192,616	947,075	22,046,367	20,481,454	15,593,887
8,001 ~ 9,000	3,761,319	3,761,360	4,616,841	576,197	16,747,802	32,798,440	22,053,051
9,001 ~ 10,000	5,720,277	5,720,283	6,004,261	986,349	12,683,199	54,013,035	39,673,461
10,001 ~ 12,000	114,679,728	114,680,417	126,250,506	94,428,847	1,114,962,517	1,271,283,751	956,426,417
12,001 ~ 14,000	114,466,359	114,466,361	116,476,054	94,766,241	1,650,854,327	1,493,917,063	1,120,348,984
14,001 ~ 16,000	108,393,314	108,393,314	110,533,132	82,822,151	1,137,652,467	1,635,901,846	1,225,841,681
16,001 ~ 18,000	93,796,184	93,796,195	96,421,770	56,155,437	536,410,938	1,586,187,453	1,175,807,761
18,001 ~ 20,000	73,240,796	73,240,801	76,416,834	37,865,567	290,083,888	1,400,070,365	1,067,382,896
20,001 ~ 22,000	43,732,294	43,732,294	46,870,359	22,182,760	376,606,385	922,177,738	606,142,317
22,001 ~ 24,000	35,781,572	35,781,594	39,610,568	14,180,256	405,276,573	822,608,713	539,455,144
24,001 ~ 26,000	38,348,365	38,348,365	42,498,957	9,050,206	103,144,871	956,213,091	713,512,237
26,001 ~ 28,000	23,827,153	23,827,153	29,568,307	8,970,635	107,897,543	641,255,095	421,520,346
28,001 ~ 30,000	17,926,906	17,926,906	27,012,274	6,323,546	65,338,450	520,880,376	354,877,844
30,001 ~ 32,000	15,028,782	15,028,783	27,873,396	5,650,772	67,453,648	464,553,893	314,210,000
32,001 ~ 34,000	13,359,455	13,359,455	26,611,422	4,794,290	48,682,218	441,011,675	298,001,119
34,001 ~ 36,000	10,064,728	10,064,728	22,564,042	4,170,089	45,891,901	351,957,965	234,388,810
36,001 ~ 38,000	11,424,866	11,424,866	22,614,440	4,956,526	55,165,168	423,329,841	283,724,528
38,001 ~ 40,000	8,340,923	8,340,923	18,388,511	3,828,658	42,773,764	325,089,698	216,610,110
40,001 ~ 42,000	8,799,560	8,799,560	18,797,527	4,091,548	46,008,256	360,911,149	242,691,887
42,001 ~ 44,000	7,005,224	7,005,233	18,429,531	3,012,738	37,536,160	301,046,984	202,259,796
44,001 ~ 46,000	6,646,915	6,646,978	31,510,653	2,395,323	31,358,947	298,931,551	199,092,342
46,001 ~ 48,000	5,143,889	5,143,889	15,061,458	2,118,414	29,196,871	241,886,884	160,308,618
48,001 ~ 50,000	5,046,638	5,046,640	14,822,011	2,014,168	31,584,442	247,298,578	161,815,996
50,001 ~ 52,000	7,484,255	7,484,263	22,764,699	2,152,381	34,545,758	378,852,931	255,400,045
52,001 ~ 54,000	5,949,315	5,949,315	13,482,775	2,098,685	35,419,502	315,996,946	212,282,912
54,001 ~ 56,000	3,962,613	3,962,613	10,963,027	1,745,017	32,240,236	217,943,967	144,528,160
56,001 ~ 58,000	3,965,523	3,965,524	10,610,917	1,600,172	31,194,930	226,232,617	150,466,443
58,001 ~ 60,000	3,433,450	3,433,450	9,616,654	1,549,896	31,599,408	202,622,025	133,576,953
60,001 ~ 62,000	3,354,674	3,354,674	9,262,494	1,457,676	33,590,504	204,683,602	135,016,209
62,001 ~ 64,000	4,298,092	4,298,092	9,901,758	1,400,514	28,695,178	270,113,134	181,888,235
64,001 ~ 66,000	2,968,667	2,968,668	8,289,750	1,176,077	25,907,262	192,999,785	127,374,392
66,001 ~ 68,000	2,973,987	2,973,987	7,832,486	1,134,803	25,643,438	199,187,689	133,825,550
68,001 ~ 70,000	2,764,253	2,764,253	7,278,022	1,204,819	28,241,140	190,891,728	125,936,536
70,001 ~ 72,000	3,147,931	3,147,931	7,492,858	1,283,316	29,152,338	223,452,171	149,227,814
72,001 ~ 74,000	2,877,531	2,877,531	7,307,025	1,248,919	25,523,620	209,658,939	139,433,383
74,001 ~ 76,000	3,000,666	3,000,666	6,805,864	1,113,270	21,816,629	224,766,163	151,898,178
76,001 ~ 78,000	2,032,972	2,032,972	5,639,028	903,089	19,030,588	156,510,853	102,712,135
78,001 ~ 80,000	2,306,244	2,306,244	5,739,112	1,010,751	19,474,295	182,237,557	120,861,304
80,001 ~ 82,000	1,813,803	1,813,803	5,174,281	852,389	16,841,604	146,909,368	96,712,637
82,001 ~ 84,000	1,827,626	1,827,626	5,075,049	857,116	17,120,165	151,604,869	100,188,552
84,001 ~ 86,000	1,701,172	1,701,172	5,464,054	786,804	16,288,323	144,563,537	95,497,185
86,001 ~ 88,000	1,583,863	1,583,863	4,451,727	780,019	15,665,391	137,706,993	89,661,316
88,001 ~ 90,000	1,465,758	1,465,758	4,537,351	707,253	14,472,181	130,454,833	85,716,329
90,001 ~ 92,000	1,288,364	1,288,364	3,902,534	610,956	12,569,660	117,235,313	75,925,523
92,001 ~ 94,000	1,293,554	1,293,554	4,994,478	596,512	12,940,317	120,286,539	78,058,822
94,001 ~ 96,000	1,522,034	1,522,034	16,820,285	581,798	12,038,972	144,799,008	96,158,013
96,001 ~ 98,000	1,196,436	1,196,436	3,810,071	555,724	10,908,354	116,119,172	75,248,331
98,001 ~ 100,000	1,358,057	1,358,057	3,574,022	614,959	10,925,468	134,279,136	88,632,520
100,001이상 and over	51,780,171	51,780,171	170,639,110	18,394,236	348,668,366	12,576,237,868	9,152,412,791
기타 other	1,297,861	-	44,195	124,698	1,739,345	138,526,083	90,746,646

주 : 1) 심사결정기준 2) 기타 : 내원일수가 '0'인 건

크기별 진료실적(외래)

per Visit(Outpatient)

(단위 : 건, 일, 회, 천원)

Unit : Claim, Day, Time, KRW 1,000

상 급 중 합 병 원						
Tertiary hospital						
청 구 건 수 Claims	내 원 일 수 Visits	요 양 일 수 Reimbursed days	원외처방횟수 Prescription times	원외처방일수 Prescription days	요양급여비용 Medical Expenses	급 여 비 Benefit
42,018,618	41,810,379	96,780,602	17,774,849	1,144,326,127	4,875,422,595	3,311,168,352
470,454	470,454	504,212	131,305	5,826,385	1,019,478	394,094
37,889	37,889	51,362	536	7,095	208,479	126,103
27,941	27,941	34,486	424	10,265	179,955	89,556
49,101	49,101	55,605	1,929	113,569	356,402	195,389
58,925	58,925	65,209	912	47,119	501,753	274,783
106,481	106,481	111,533	2,551	60,895	1,006,641	615,578
84,188	84,188	97,882	4,375	272,558	920,224	457,751
201,053	201,053	214,397	79,266	6,311,621	2,604,357	1,201,156
420,893	420,893	436,217	259,164	21,864,750	6,291,597	2,563,433
108,883	108,883	123,351	6,582	360,811	1,846,403	984,407
1,469,409	1,469,409	1,487,567	915,853	65,415,417	28,568,308	8,064,130
5,307,754	5,307,754	5,342,360	3,471,719	256,546,988	113,642,237	33,806,441
5,922,818	5,922,818	5,986,164	3,417,919	294,235,636	135,597,579	44,650,063
1,510,450	1,510,450	1,593,379	577,309	27,185,663	38,311,174	9,733,378
1,973,177	1,973,177	2,090,032	647,813	33,548,043	53,467,748	14,814,856
697,613	697,613	839,769	327,420	16,861,206	20,216,074	6,859,380
691,284	691,284	858,378	371,537	24,981,910	21,401,010	7,673,317
629,077	629,077	834,368	284,515	13,037,980	20,778,721	7,479,482
631,370	631,370	844,155	297,119	12,608,984	22,144,119	8,113,481
733,767	733,767	959,960	435,052	17,991,641	27,184,255	9,530,764
493,527	493,527	751,862	229,201	9,694,180	19,247,180	7,068,636
524,003	524,003	804,028	208,355	9,758,339	21,418,678	9,014,960
539,535	539,535	861,685	160,435	6,750,182	23,279,601	12,281,772
455,218	455,218	815,253	183,662	6,691,548	20,442,877	8,155,097
360,455	360,455	716,444	122,248	5,226,895	16,943,466	7,036,087
533,803	533,803	901,030	198,393	7,138,333	26,162,099	10,967,975
429,159	429,159	808,676	159,941	7,112,217	21,865,113	9,294,612
332,959	332,959	735,774	138,929	6,857,086	17,640,713	7,877,147
355,665	355,665	784,349	147,974	7,839,056	19,555,752	8,774,904
322,814	322,814	772,434	128,624	7,723,472	18,410,714	8,541,101
344,905	344,905	812,069	146,119	7,819,306	20,381,453	9,376,249
349,701	349,701	819,969	155,741	10,994,595	21,346,802	10,302,402
300,733	300,733	776,081	130,384	7,997,049	18,934,221	9,351,284
315,671	315,671	821,675	143,203	9,060,550	20,493,951	10,208,440
335,304	335,304	839,785	134,237	7,467,536	22,468,900	11,090,999
335,299	335,299	810,757	161,411	11,259,487	23,155,998	11,651,640
318,206	318,206	798,391	152,399	10,985,585	22,571,489	11,089,240
285,117	285,117	750,341	128,315	9,096,180	20,816,721	9,941,566
267,626	267,626	728,779	118,411	8,168,178	20,067,578	9,442,160
254,941	254,941	740,633	112,130	7,336,871	19,627,827	9,545,130
232,532	232,532	713,114	107,096	7,157,249	18,371,027	9,054,865
219,326	219,326	691,186	92,485	5,749,623	17,761,706	8,939,850
213,269	213,269	696,444	96,530	6,312,093	17,698,362	8,857,306
217,114	217,114	705,679	84,529	5,838,070	18,444,004	9,402,578
212,316	212,316	678,181	90,955	5,954,397	18,472,225	8,991,887
196,417	196,417	653,424	85,265	5,694,839	17,476,848	9,047,644
172,552	172,552	616,097	69,528	4,337,629	15,703,692	7,915,073
194,144	194,144	623,233	67,357	4,310,497	18,045,063	9,595,083
170,989	170,989	608,977	69,234	4,225,921	16,247,619	7,978,066
181,035	181,035	606,831	61,469	3,726,025	17,575,033	8,666,872
164,745	164,745	572,374	57,152	3,540,732	16,308,147	8,471,976
11,048,772	11,048,772	51,229,698	2,584,048	124,337,360	3,762,901,545	2,858,299,662
208,239	-	4,963	15,789	876,511	9,339,677	7,308,550

제Ⅳ-6-2표

Table IV-6-2

내원일당 요양급여비용

Review Records

구 분 Division	총 합 병 원 General hospital					
	청 구 건 수 Claims	내 원 일 수 Visits	요 양 일 수 Reimbursed days	원외처방횟수 Prescription times	원외처방일수 Prescription days	요양급여비용 Medical Expenses
계 Total	67,603,603	67,507,422	173,952,184	36,438,671	1,283,899,937	4,279,789,423
0 ~ 5,000원 KRW	770,113	770,113	872,987	232,793	6,880,274	1,219,776
5,001 ~ 6,000	167,677	167,677	183,820	120,092	3,170,353	939,247
6,001 ~ 7,000	1,162,519	1,162,519	1,181,942	1,062,064	43,908,225	7,650,277
7,001 ~ 8,000	211,209	211,209	229,527	163,633	8,828,352	1,528,793
8,001 ~ 9,000	503,293	503,293	520,105	326,514	14,443,982	4,346,508
9,001 ~ 10,000	592,257	592,257	608,131	122,115	6,745,159	5,481,119
10,001 ~ 12,000	333,932	333,932	377,380	132,680	8,372,390	3,576,418
12,001 ~ 14,000	10,144,944	10,144,944	10,278,201	8,308,893	293,843,862	133,531,910
14,001 ~ 16,000	6,173,999	6,173,999	6,442,485	4,482,032	214,196,635	92,841,514
16,001 ~ 18,000	8,479,818	8,479,818	9,112,696	5,427,285	251,245,539	143,509,358
18,001 ~ 20,000	3,235,377	3,235,377	4,523,866	1,557,306	33,057,397	61,569,471
20,001 ~ 22,000	2,548,008	2,548,008	4,009,692	1,185,760	29,069,850	53,336,656
22,001 ~ 24,000	1,654,883	1,654,883	3,229,774	856,866	22,000,503	38,055,853
24,001 ~ 26,000	1,358,988	1,358,988	2,906,548	651,310	17,062,403	33,918,629
26,001 ~ 28,000	1,535,418	1,535,418	3,117,872	817,152	19,696,097	41,341,901
28,001 ~ 30,000	1,202,618	1,202,618	2,875,303	628,459	14,008,809	34,881,565
30,001 ~ 32,000	1,166,588	1,166,588	2,936,284	625,365	14,468,874	36,113,728
32,001 ~ 34,000	982,267	982,267	2,828,562	494,826	10,085,411	32,384,679
34,001 ~ 36,000	843,347	843,347	2,746,500	412,278	8,888,578	29,476,032
36,001 ~ 38,000	716,110	716,110	2,647,456	347,806	7,052,214	26,491,330
38,001 ~ 40,000	778,943	778,943	2,650,292	380,065	7,719,141	30,371,104
40,001 ~ 42,000	694,381	694,381	2,509,324	322,341	6,830,058	28,498,144
42,001 ~ 44,000	797,648	797,648	2,624,800	397,522	9,200,395	34,310,252
44,001 ~ 46,000	642,658	642,658	2,543,443	274,010	6,956,115	28,906,293
46,001 ~ 48,000	675,618	675,618	2,571,153	264,549	7,745,604	31,762,395
48,001 ~ 50,000	559,132	559,132	2,482,625	243,427	7,684,010	27,384,791
50,001 ~ 52,000	508,482	508,482	2,357,125	236,902	7,779,115	25,945,111
52,001 ~ 54,000	505,380	505,380	2,367,612	237,890	8,723,365	26,774,329
54,001 ~ 56,000	475,830	475,830	2,314,412	204,598	7,322,827	26,183,138
56,001 ~ 58,000	443,687	443,687	2,251,899	188,848	6,142,295	25,294,772
58,001 ~ 60,000	470,992	470,992	2,199,654	209,589	7,642,318	27,802,222
60,001 ~ 62,000	448,258	448,258	2,119,227	207,400	8,336,574	27,327,044
62,001 ~ 64,000	437,727	437,727	2,081,016	194,888	8,464,419	27,569,022
64,001 ~ 66,000	413,039	413,039	2,008,687	169,879	6,612,748	26,825,870
66,001 ~ 68,000	346,744	346,744	1,876,951	151,253	5,839,875	23,232,561
68,001 ~ 70,000	337,463	337,463	1,808,242	144,572	5,555,973	23,276,931
70,001 ~ 72,000	315,775	315,775	1,812,749	144,832	5,694,207	22,423,238
72,001 ~ 74,000	316,507	316,507	1,766,104	137,212	5,029,574	23,107,350
74,001 ~ 76,000	299,172	299,172	1,693,599	122,173	4,537,622	22,435,854
76,001 ~ 78,000	289,624	289,624	1,616,524	115,230	4,024,563	22,302,666
78,001 ~ 80,000	278,541	278,541	1,534,245	113,685	3,983,908	22,003,776
80,001 ~ 82,000	268,569	268,569	1,511,807	109,188	3,768,279	21,754,342
82,001 ~ 84,000	246,822	246,822	1,484,990	99,893	3,428,248	20,490,021
84,001 ~ 86,000	250,370	250,370	1,422,818	101,446	3,668,890	21,280,731
86,001 ~ 88,000	239,995	239,995	1,370,699	99,181	3,343,404	20,881,263
88,001 ~ 90,000	231,574	231,574	1,309,103	92,337	3,016,026	20,605,949
90,001 ~ 92,000	226,403	226,403	1,316,032	91,287	3,006,953	20,599,712
92,001 ~ 94,000	226,054	226,054	1,259,392	87,280	3,267,734	21,036,878
94,001 ~ 96,000	214,297	214,297	1,198,295	84,932	2,880,661	20,354,236
96,001 ~ 98,000	201,146	201,146	1,157,800	76,659	2,560,018	19,509,968
98,001 ~ 100,000	189,455	189,455	1,105,521	71,142	2,375,356	18,755,318
100,001 이상 and over	11,393,771	11,393,771	53,993,387	3,098,390	83,384,621	2,733,614,314
기타 other	96,181	-	3,526	10,842	350,134	4,975,065

주 : 1) 심사결정기준 2) 기타 : 내원일수가 '0'인 건

크기별 진료실적(외래) <계속>

per Visit(Outpatient) <Cont'd>

(단위 : 건, 일, 회, 천원)

Unit : Claim, Day, Time, KRW 1,000

병 원							
Hospital							
급 여 비 Benefit	청 구 건 수 Claims	내 원 일 수 Visits	요 양 일 수 Reimbursed days	원외처방횟수 Prescription times	원외처방일수 Prescription days	요양급여비용 Medical Expenses	급 여 비 Benefit
2,739,553,018	66,665,711	66,596,973	98,024,167	41,761,072	552,321,391	2,451,805,330	1,619,765,637
705,087	1,104,557	1,104,559	1,117,767	322,853	7,748,695	3,770,052	2,360,729
518,810	1,233,686	1,233,686	1,271,904	975,327	31,534,641	6,804,754	4,301,797
4,147,764	99,970	99,970	104,806	53,341	439,774	631,145	426,343
832,681	362,371	362,371	370,452	188,944	2,946,791	2,748,224	1,685,730
2,336,098	1,727,996	1,727,996	1,739,619	37,237	259,277	15,103,259	9,285,647
2,921,252	183,386	183,386	198,447	33,332	363,580	1,714,272	1,061,234
1,950,567	14,265,962	14,265,962	14,357,818	11,010,962	195,443,135	160,558,470	105,821,029
72,048,296	5,875,010	5,875,010	6,014,603	4,651,039	59,519,262	76,337,111	51,090,664
51,327,265	5,202,700	5,202,700	5,387,691	3,157,775	33,206,110	79,386,084	49,644,424
78,502,561	5,758,394	5,758,394	6,056,295	3,471,123	21,504,867	96,392,893	62,368,682
32,639,854	3,292,767	3,292,767	3,559,291	2,299,620	13,246,740	62,542,172	40,675,941
28,716,870	2,683,419	2,683,419	3,003,234	1,616,480	13,457,657	56,318,500	35,534,866
20,484,629	1,848,539	1,848,539	2,136,552	1,177,693	15,078,227	42,502,285	26,767,140
18,519,392	1,745,264	1,745,264	2,056,639	1,018,072	9,747,067	43,558,512	27,560,858
22,377,082	1,361,594	1,361,594	1,816,154	880,496	9,065,111	36,838,749	23,175,753
18,702,636	1,075,515	1,075,515	1,701,604	656,235	5,703,089	31,184,127	19,756,316
19,378,455	877,231	877,231	1,602,373	560,159	5,281,820	27,190,866	16,975,848
17,315,695	797,571	797,571	1,583,431	503,955	4,943,645	26,291,987	16,510,178
15,768,445	785,404	785,404	1,604,036	512,622	4,925,048	27,484,879	17,185,846
14,188,821	808,873	808,873	1,632,828	509,341	5,290,481	29,894,030	18,905,233
16,670,669	725,817	725,817	1,526,528	438,658	4,577,700	28,351,601	17,784,056
15,697,770	904,541	904,541	1,771,541	550,158	5,739,007	37,060,929	23,180,939
18,686,112	561,324	561,324	1,440,002	328,853	3,607,095	24,158,781	15,144,712
15,603,025	526,014	526,014	1,430,681	302,179	3,224,894	23,681,380	14,992,572
17,533,480	422,085	422,085	1,290,494	254,772	2,912,081	19,836,668	12,497,360
14,865,340	408,602	408,602	1,200,962	240,700	3,125,631	20,012,380	12,580,721
14,204,748	517,838	517,838	1,285,512	298,841	3,833,323	26,434,807	16,954,497
14,665,223	475,176	475,176	1,216,166	262,448	3,805,208	25,184,810	16,099,696
14,603,183	375,461	375,461	1,085,044	207,533	3,208,624	20,643,793	13,226,283
14,029,682	375,512	375,512	1,091,485	209,609	3,744,788	21,391,880	13,659,774
15,678,065	308,696	308,696	1,007,233	169,199	2,725,646	18,208,516	11,642,091
15,223,989	308,815	308,815	938,915	163,426	2,575,407	18,821,975	12,074,808
15,462,388	261,213	261,213	880,146	141,679	2,197,186	16,446,802	10,623,839
14,906,245	235,028	235,028	793,684	133,743	2,052,690	15,282,717	9,779,311
13,081,685	272,906	272,906	851,546	146,851	3,012,549	18,287,224	11,596,882
13,078,824	279,393	279,393	791,821	143,325	2,392,762	19,299,227	12,400,717
12,486,804	451,156	451,156	953,625	201,798	3,210,466	31,973,904	21,206,369
12,883,512	232,503	232,503	687,222	116,515	1,872,340	16,980,022	11,112,661
12,753,339	252,519	252,519	697,928	118,003	1,745,061	18,953,531	12,731,581
12,515,957	265,729	265,729	668,179	146,174	2,011,566	20,466,554	13,251,786
12,334,570	259,376	259,376	659,146	153,627	2,316,140	20,475,772	13,098,054
12,241,081	200,012	200,012	581,927	114,375	1,631,815	16,203,946	10,382,878
11,478,382	183,839	183,839	542,215	107,347	1,635,234	15,257,885	9,738,617
11,821,105	164,004	164,004	500,838	93,319	1,316,923	13,941,714	8,875,022
11,639,280	155,861	155,861	471,499	90,073	1,337,071	13,559,452	8,679,353
11,548,589	140,376	140,376	442,835	82,355	1,205,465	12,494,439	7,960,516
11,395,948	132,108	132,108	425,089	76,894	1,117,359	12,021,923	7,644,989
11,677,392	144,389	144,389	435,370	85,526	1,235,125	13,431,666	8,512,138
11,395,809	221,366	221,366	498,508	78,523	1,078,014	21,096,458	15,017,399
10,927,442	146,182	146,182	453,961	75,459	1,070,575	14,178,676	9,253,080
10,485,643	146,846	146,846	394,575	76,947	1,025,834	14,538,097	9,483,672
1,891,155,552	5,452,075	5,452,075	13,671,062	2,510,985	35,970,026	1,014,955,504	696,842,856
3,439,922	68,740	-	22,884	4,572	102,769	919,924	642,148

제Ⅳ-6-2표

Table Ⅳ-6-2

내원일당 요양급여비용

Review Records

구 분 Division	요 양 병 원 Healthcare institute						
	청 구 건 수 Claims	내 원 일 수 Visits	요 양 일 수 Reimbursed days	원외처방횟수 Prescription times	원외처방일수 Prescription days	요양급여비용 Medical Expenses	급 여 비 Benefit
계 Total	3,241,214	3,237,794	16,799,880	1,168,069	25,511,823	146,261,610	111,456,542
0 ~ 5,000원 KRW	191,991	191,991	202,208	145,182	3,337,634	692,360	450,403
5,001 ~ 6,000	120,195	120,195	126,463	100,101	3,599,569	663,221	420,775
6,001 ~ 7,000	4,353	4,353	8,898	824	42,509	27,683	17,344
7,001 ~ 8,000	9,776	9,776	19,470	4,928	85,882	72,837	46,349
8,001 ~ 9,000	75,048	75,048	86,983	659	7,535	650,144	405,918
9,001 ~ 10,000	6,705	6,705	22,490	935	7,195	63,622	41,013
10,001 ~ 12,000	436,449	436,449	483,113	332,825	9,908,353	4,854,458	3,169,252
12,001 ~ 14,000	178,267	178,267	241,752	112,478	2,265,337	2,278,104	1,438,185
14,001 ~ 16,000	213,929	213,929	300,951	120,352	2,118,837	3,272,951	2,067,974
16,001 ~ 18,000	212,796	212,796	313,369	74,741	539,954	3,580,900	2,278,743
18,001 ~ 20,000	128,177	128,177	250,437	36,818	310,431	2,431,503	1,559,102
20,001 ~ 22,000	102,793	102,793	211,555	33,929	325,992	2,150,354	1,368,257
22,001 ~ 24,000	84,926	84,926	190,459	26,247	343,398	1,955,147	1,242,075
24,001 ~ 26,000	88,907	88,907	204,637	19,581	281,654	2,200,990	1,448,804
26,001 ~ 28,000	54,614	54,614	215,192	12,613	140,740	1,472,796	945,980
28,001 ~ 30,000	52,413	52,413	273,845	10,553	99,141	1,514,982	997,561
30,001 ~ 32,000	41,774	41,774	321,294	10,207	106,587	1,295,699	838,570
32,001 ~ 34,000	53,744	53,744	363,406	7,807	75,462	1,770,817	1,198,257
34,001 ~ 36,000	34,069	34,069	330,981	8,145	85,600	1,193,110	777,800
36,001 ~ 38,000	73,657	73,657	396,053	9,900	141,986	2,740,742	1,886,791
38,001 ~ 40,000	38,522	38,522	368,325	6,382	86,106	1,509,485	1,025,138
40,001 ~ 42,000	45,931	45,931	399,058	8,780	101,080	1,876,984	1,277,123
42,001 ~ 44,000	31,960	31,960	399,721	8,336	214,860	1,373,764	913,643
44,001 ~ 46,000	40,621	40,621	423,040	4,374	62,711	1,835,292	1,264,621
46,001 ~ 48,000	28,134	28,134	395,908	4,939	104,825	1,322,537	890,947
48,001 ~ 50,000	37,072	37,072	381,931	3,451	72,400	1,816,762	1,241,399
50,001 ~ 52,000	25,757	25,757	366,046	4,226	57,703	1,313,653	885,526
52,001 ~ 54,000	51,071	51,071	365,768	3,395	64,879	2,715,781	1,912,002
54,001 ~ 56,000	22,175	22,175	327,013	2,985	59,113	1,219,832	844,908
56,001 ~ 58,000	34,585	34,585	347,928	2,915	63,003	1,974,137	1,436,703
58,001 ~ 60,000	24,911	24,911	322,523	2,237	36,229	1,467,051	1,042,508
60,001 ~ 62,000	38,351	38,351	331,447	2,617	49,683	2,337,388	1,711,838
62,001 ~ 64,000	22,412	22,412	303,128	1,377	22,045	1,408,176	1,012,011
64,001 ~ 66,000	18,099	18,099	272,384	1,971	33,266	1,177,820	815,990
66,001 ~ 68,000	16,806	16,806	257,976	1,517	34,214	1,124,560	805,802
68,001 ~ 70,000	24,594	24,594	254,655	1,984	33,956	1,702,422	1,184,799
70,001 ~ 72,000	22,067	22,067	239,944	3,284	43,542	1,565,331	1,108,786
72,001 ~ 74,000	14,036	14,036	223,828	1,327	23,804	1,023,376	728,840
74,001 ~ 76,000	11,110	11,110	206,491	1,367	19,725	832,666	580,416
76,001 ~ 78,000	15,388	15,388	204,060	1,828	24,708	1,187,260	822,939
78,001 ~ 80,000	12,226	12,226	201,480	1,313	16,427	964,747	672,968
80,001 ~ 82,000	11,978	11,978	185,765	1,341	19,026	971,723	675,439
82,001 ~ 84,000	11,267	11,267	186,670	1,398	17,682	934,607	661,239
84,001 ~ 86,000	9,040	9,040	164,792	990	16,906	768,896	550,125
86,001 ~ 88,000	9,805	9,805	164,292	1,016	14,784	853,365	607,995
88,001 ~ 90,000	7,670	7,670	151,389	1,045	17,622	682,806	477,384
90,001 ~ 92,000	7,712	7,712	147,262	799	14,496	701,475	497,814
92,001 ~ 94,000	6,630	6,630	139,863	837	12,812	616,420	433,864
94,001 ~ 96,000	7,100	7,100	140,187	1,025	17,595	674,294	472,746
96,001 ~ 98,000	6,061	6,061	136,834	604	14,693	587,508	413,276
98,001 ~ 100,000	5,659	5,659	133,574	437	7,131	560,307	400,645
100,001이상 and over	414,461	414,461	4,089,528	18,433	299,536	72,231,798	61,457,410
기타 other	3,420	-	3,514	714	11,465	46,966	30,545

주 : 1) 심사결정기준 2) 기타 : 내원일수가 '0'인 건

크기별 진료실적(외래) <계속>

per Visit(Outpatient) <Cont'd>

(단위 : 건, 일, 회, 천원)

Unit : Claim, Day, Time, KRW 1,000

의 원						
Clinic						
청 구 건 수 Claims	내 원 일 수 Visits	요 양 일 수 Reimbursed days	원외처방횟수 Prescription times	원외처방일수 Prescription days	요양급여비용 Medical Expenses	급 여 비 Benefit
540,655,062	540,186,427	686,700,407	407,744,025	4,322,176,301	13,793,878,566	10,347,517,612
1,633,540	1,633,540	1,669,175	894,644	17,903,668	3,618,257	2,588,458
3,327,705	3,327,705	3,353,651	2,706,354	73,695,440	18,281,836	13,212,307
294,273	294,273	304,791	210,059	1,975,169	1,892,176	1,436,466
843,214	843,214	862,617	580,422	10,029,438	6,452,432	4,746,401
813,775	813,775	839,861	137,959	1,662,701	7,080,552	5,555,119
3,039,889	3,039,889	3,070,498	256,533	3,362,067	29,144,616	22,339,629
92,555,209	92,555,209	96,562,210	82,162,767	894,143,213	1,024,916,729	785,206,987
92,019,273	92,019,273	92,671,985	80,668,467	1,284,429,202	1,198,766,471	934,574,544
89,712,329	89,712,329	90,492,941	74,561,761	864,750,558	1,354,054,640	1,040,000,010
68,020,348	68,020,348	68,875,995	46,533,337	260,335,577	1,147,944,623	883,133,561
45,991,885	45,991,885	46,810,880	32,829,343	176,958,480	873,642,507	670,449,533
20,579,236	20,579,236	21,214,110	15,390,349	75,087,099	432,236,960	314,049,281
12,419,361	12,419,361	13,042,906	8,114,396	71,644,021	285,564,252	209,272,425
9,656,265	9,656,265	10,581,005	6,184,598	46,733,690	241,243,562	174,845,140
8,148,254	8,148,254	10,617,157	5,662,375	42,153,364	219,852,831	156,902,047
6,652,502	6,652,502	12,401,759	4,151,355	26,835,600	193,782,870	138,457,335
5,510,109	5,510,109	14,712,572	3,492,063	20,612,805	170,732,406	122,007,524
5,271,073	5,271,073	14,784,906	2,995,310	18,849,045	173,935,443	123,693,043
4,168,010	4,168,010	12,815,878	2,522,922	17,985,521	145,830,987	104,012,279
5,784,679	5,784,679	13,192,119	3,276,533	23,332,798	214,394,077	152,086,633
3,936,161	3,936,161	10,342,695	2,422,585	19,418,560	153,308,749	109,493,444
4,250,137	4,250,137	10,196,811	2,548,619	22,084,456	174,673,252	124,505,915
3,200,159	3,200,159	9,510,304	1,825,654	16,785,541	137,391,174	98,277,736
2,533,312	2,533,312	9,051,618	1,332,994	13,391,742	114,026,069	81,646,252
2,336,351	2,336,351	8,351,046	1,246,990	12,434,223	109,820,497	78,469,974
2,072,808	2,072,808	7,524,881	1,119,737	12,849,725	101,668,277	72,750,599
2,176,333	2,176,333	6,864,449	1,218,744	14,958,558	110,921,477	79,023,167
2,490,742	2,490,742	6,577,849	1,254,343	15,282,205	132,392,710	94,420,089
1,828,676	1,828,676	5,437,834	1,024,598	13,233,717	100,587,104	72,152,802
1,678,401	1,678,401	4,858,368	898,139	12,853,323	95,697,161	68,554,983
1,503,465	1,503,465	4,413,772	867,249	12,831,024	88,703,580	63,582,596
1,402,489	1,402,489	4,171,449	772,747	11,058,403	85,614,808	61,396,082
1,323,427	1,323,427	3,836,110	687,499	9,186,739	83,409,001	59,817,590
1,090,949	1,090,949	3,350,001	585,585	7,667,976	70,877,107	51,226,668
1,140,360	1,140,360	3,096,886	565,275	8,822,607	76,465,942	56,250,427
1,190,355	1,190,355	2,953,559	642,588	8,594,409	82,189,955	58,658,881
1,457,842	1,457,842	3,023,778	675,104	8,842,333	103,528,440	73,630,026
1,489,412	1,489,412	2,918,180	747,130	9,081,467	108,340,883	77,130,615
1,029,452	1,029,452	2,294,742	510,260	6,528,605	77,146,723	56,254,242
753,294	753,294	1,901,014	394,837	5,177,309	57,997,216	42,146,594
945,747	945,747	1,999,464	497,682	5,514,468	74,889,772	54,034,301
805,900	805,900	1,786,209	450,793	5,379,225	65,274,928	47,018,861
840,438	840,438	1,732,428	465,192	5,420,693	69,694,888	50,180,335
704,422	704,422	1,523,664	420,574	5,138,708	59,861,664	42,952,481
680,022	680,022	1,416,382	424,643	4,744,627	59,082,052	42,075,442
558,780	558,780	1,231,912	350,986	4,212,159	49,726,459	35,528,328
508,942	508,942	1,116,781	307,789	3,865,840	46,321,622	33,050,865
456,972	456,972	1,009,575	281,095	3,844,145	42,485,544	30,304,208
439,194	439,194	940,066	263,064	3,511,668	41,721,662	29,868,341
479,364	479,364	957,102	281,874	3,313,406	46,562,347	33,386,056
615,296	615,296	1,069,736	349,790	3,755,692	60,797,962	43,399,864
17,826,296	17,826,296	32,355,628	8,964,093	99,823,735	3,364,562,012	2,563,138,395
468,635	-	9,098	14,226	89,557	4,769,300	4,622,728

제Ⅳ-6-2표

Table IV-6-2

내원일당 요양급여비용

Review Records

구 분 Division	치 과 병 원 Dental hospital						
	청 구 건 수 Claims	내 원 일 수 Visits	요 양 일 수 Reimbursed days	원외처방횟수 Prescription times	원외처방일수 Prescription days	요양급여비용 Medical Expenses	급 여 비 Benefit
계 Total	4,328,590	4,291,160	4,304,745	912,219	4,920,434	260,029,437	159,596,425
0 ~ 5,000원 KRW	13,377	13,377	13,424	6,729	32,370	14,837	9,487
5,001 ~ 6,000	4,092	4,092	4,094	1,367	6,201	21,814	13,581
6,001 ~ 7,000	418	418	418	47	213	2,745	1,725
7,001 ~ 8,000	808	808	810	288	2,236	6,207	3,824
8,001 ~ 9,000	1,128	1,128	1,130	336	1,226	9,456	5,820
9,001 ~ 10,000	14,668	14,668	14,674	3,934	20,755	145,672	88,972
10,001 ~ 12,000	163,060	163,060	163,207	29,362	145,642	1,783,051	1,089,741
12,001 ~ 14,000	191,224	191,224	191,541	18,076	76,849	2,347,810	1,420,976
14,001 ~ 16,000	262,346	262,346	262,684	28,744	119,206	3,889,622	2,411,451
16,001 ~ 18,000	90,988	90,988	91,461	8,131	50,983	1,544,907	940,340
18,001 ~ 20,000	206,237	206,237	206,743	28,333	237,746	3,885,970	2,394,068
20,001 ~ 22,000	245,808	245,808	246,525	41,147	513,550	5,206,257	3,227,664
22,001 ~ 24,000	182,060	182,060	182,570	23,828	120,146	4,206,685	2,560,972
24,001 ~ 26,000	118,098	118,098	118,907	33,982	157,989	2,955,547	1,823,702
26,001 ~ 28,000	286,308	286,308	286,792	47,548	203,888	7,877,427	4,783,698
28,001 ~ 30,000	79,878	79,878	80,467	22,437	112,554	2,317,713	1,431,933
30,001 ~ 32,000	125,819	125,819	126,226	28,308	171,153	3,928,229	2,408,526
32,001 ~ 34,000	82,730	82,730	83,177	21,280	125,382	2,732,530	1,669,894
34,001 ~ 36,000	89,566	89,566	90,181	22,071	95,469	3,138,212	1,935,216
36,001 ~ 38,000	90,840	90,840	91,689	22,771	172,590	3,368,140	2,061,683
38,001 ~ 40,000	90,809	90,809	91,231	30,045	231,461	3,552,731	2,167,843
40,001 ~ 42,000	61,937	61,937	62,399	16,675	78,508	2,534,344	1,564,585
42,001 ~ 44,000	73,969	73,969	74,294	22,758	90,324	3,181,155	1,939,932
44,001 ~ 46,000	85,996	85,996	86,285	19,514	91,235	3,850,925	2,356,425
46,001 ~ 48,000	104,835	104,835	105,093	17,434	73,425	4,964,389	3,018,898
48,001 ~ 50,000	66,015	66,015	66,225	13,831	58,556	3,240,588	1,993,113
50,001 ~ 52,000	74,870	74,870	75,057	11,058	50,390	3,825,551	2,325,235
52,001 ~ 54,000	189,968	189,968	190,123	12,252	52,716	10,018,442	6,074,434
54,001 ~ 56,000	58,381	58,381	58,534	11,786	67,603	3,212,534	1,974,465
56,001 ~ 58,000	75,951	75,951	76,059	13,875	89,622	4,311,644	2,619,048
58,001 ~ 60,000	48,970	48,970	49,107	10,442	44,338	2,884,236	1,769,408
60,001 ~ 62,000	62,173	62,173	62,310	11,369	45,915	3,784,753	2,297,097
62,001 ~ 64,000	57,135	57,135	57,214	9,252	38,498	3,583,751	2,176,869
64,001 ~ 66,000	113,493	113,493	113,596	14,514	54,157	7,413,525	4,495,840
66,001 ~ 68,000	36,641	36,641	36,746	8,162	31,953	2,453,769	1,518,447
68,001 ~ 70,000	42,439	42,439	42,565	8,284	33,921	2,932,822	1,782,771
70,001 ~ 72,000	33,279	33,279	33,372	6,931	27,342	2,358,528	1,468,643
72,001 ~ 74,000	29,060	29,060	29,121	6,504	30,164	2,121,542	1,299,858
74,001 ~ 76,000	29,491	29,491	29,635	6,940	31,536	2,213,298	1,369,312
76,001 ~ 78,000	30,280	30,280	30,376	7,708	30,001	2,329,385	1,415,484
78,001 ~ 80,000	59,383	59,383	59,455	16,559	65,118	4,675,357	2,834,723
80,001 ~ 82,000	22,951	22,951	23,098	7,202	33,450	1,857,605	1,131,582
82,001 ~ 84,000	27,465	27,465	27,546	7,386	33,421	2,275,973	1,390,751
84,001 ~ 86,000	20,468	20,468	20,641	6,007	31,570	1,740,158	1,061,428
86,001 ~ 88,000	19,227	19,227	19,358	5,361	24,710	1,671,731	1,036,173
88,001 ~ 90,000	19,334	19,334	19,421	5,615	24,379	1,720,963	1,084,890
90,001 ~ 92,000	16,929	16,929	16,968	5,437	25,420	1,540,241	952,203
92,001 ~ 94,000	19,208	19,208	19,242	7,885	33,734	1,784,878	1,108,185
94,001 ~ 96,000	16,153	16,153	16,250	5,200	23,749	1,534,032	935,416
96,001 ~ 98,000	15,368	15,368	15,382	6,885	32,016	1,488,619	913,595
98,001 ~ 100,000	20,281	20,281	20,378	10,563	50,895	2,009,962	1,231,180
100,001이상 and over	419,248	419,248	420,860	175,358	902,326	105,753,574	65,252,431
기타 other	37,430	-	84	4,708	21,833	7,825,598	4,752,890

주 : 1) 심사결정기준 2) 기타 : 내원일수가 '0'인 건

크기별 진료실적(외래) <계속>

per Visit(Outpatient) <Cont'd>

(단위 : 건, 일, 회, 천원)

Unit : Claim, Day, Time, KRW 1,000

치 과 의 원 Dental clinic						
청 구 건 수 Claims	내 원 일 수 Visits	요 양 일 수 Reimbursed days	원외처방횟수 Prescription times	원외처방일수 Prescription days	요양급여비용 Medical Expenses	급 여 비 Benefit
70,017,202	69,602,373	69,662,026	13,632,121	45,434,436	3,925,712,336	2,721,756,103
187,496	187,496	187,629	83,318	320,057	287,601	158,795
2,832	2,832	2,926	453	1,671	15,780	11,543
4,318	4,318	4,347	902	3,241	28,378	21,074
13,934	13,934	13,950	6,329	29,065	107,596	85,229
194,139	194,139	194,153	68,860	254,000	1,726,587	1,324,965
1,643,326	1,643,326	1,645,690	566,577	2,119,798	15,175,901	11,618,750
4,717,290	4,717,290	4,720,494	609,594	2,104,366	51,459,865	38,326,193
4,555,191	4,555,191	4,556,560	872,937	3,089,280	61,306,496	45,817,662
2,500,055	2,500,055	2,501,966	157,991	520,850	37,227,218	27,925,886
4,052,149	4,052,149	4,053,620	600,111	1,979,484	69,413,593	51,092,950
1,768,035	1,768,035	1,769,284	174,802	677,235	33,471,593	24,956,192
2,642,040	2,642,040	2,643,009	427,786	1,402,366	55,960,117	40,423,382
1,982,061	1,982,061	1,983,431	551,817	1,715,171	45,565,992	33,156,479
2,175,936	2,175,936	2,177,697	554,340	1,776,170	54,739,763	38,952,517
3,344,081	3,344,081	3,345,739	895,611	2,983,526	89,053,765	62,700,180
2,020,082	2,020,082	2,022,404	521,054	1,625,008	58,584,697	41,487,364
2,132,954	2,132,954	2,135,001	559,190	1,778,692	65,669,518	46,328,790
1,819,648	1,819,648	1,821,803	482,012	1,508,464	60,100,281	42,526,935
1,451,259	1,451,259	1,453,179	390,481	1,242,240	50,696,503	35,797,004
1,524,986	1,524,986	1,526,707	349,995	1,109,644	56,633,691	40,047,958
1,122,732	1,122,732	1,124,349	317,480	993,430	43,791,184	31,207,908
1,520,927	1,520,927	1,522,632	427,262	1,356,687	62,104,920	43,923,757
1,327,367	1,327,367	1,329,099	264,301	844,253	57,011,091	40,586,763
1,558,556	1,558,556	1,559,941	275,039	895,007	70,321,726	49,520,303
1,055,449	1,055,449	1,056,644	204,465	658,830	49,677,367	35,445,621
1,215,623	1,215,623	1,216,914	192,243	615,582	59,496,581	41,982,263
3,437,560	3,437,560	3,438,729	220,100	704,262	172,760,305	121,574,900
1,849,696	1,849,696	1,850,744	187,682	603,483	98,389,426	69,214,503
807,288	807,288	808,369	143,713	467,254	44,395,806	31,455,366
1,000,728	1,000,728	1,001,849	155,900	511,807	57,220,962	40,285,251
705,104	705,104	707,578	143,599	471,388	41,616,749	29,405,438
717,306	717,306	718,389	142,315	466,982	43,771,089	30,855,475
1,863,275	1,863,275	1,864,113	234,181	767,113	116,735,117	82,044,672
746,770	746,770	747,545	125,514	402,334	48,612,728	34,362,348
799,547	799,547	800,340	126,175	402,116	53,431,127	38,278,167
522,453	522,453	523,086	101,298	327,077	36,116,937	25,692,610
525,133	525,133	525,688	97,724	317,713	37,291,007	27,027,274
488,496	488,496	489,095	110,923	361,416	35,635,714	25,211,398
1,096,374	1,096,374	1,096,990	235,141	768,179	81,996,365	57,995,346
410,863	410,863	411,606	124,504	412,878	31,610,190	22,324,459
503,442	503,442	504,112	120,088	409,057	39,667,826	28,025,064
276,456	276,456	276,934	76,393	249,693	22,389,613	15,827,742
294,212	294,212	294,602	78,806	263,258	24,396,574	17,311,199
318,262	318,262	318,740	79,411	267,077	27,033,671	19,790,577
262,068	262,068	262,662	68,285	235,742	22,788,910	16,361,528
301,852	301,852	302,216	89,188	293,080	26,875,751	19,454,185
221,112	221,112	221,484	58,876	196,053	20,109,532	14,298,797
223,545	223,545	223,864	66,124	227,385	20,780,898	14,946,325
231,666	231,666	232,078	78,988	269,986	22,014,491	15,605,656
160,641	160,641	161,055	52,329	176,792	15,575,368	11,232,689
212,398	212,398	212,629	48,713	165,879	20,975,800	14,924,448
5,093,660	5,093,660	5,098,258	1,037,391	3,805,745	1,503,253,379	1,002,881,128
414,829	-	103	73,810	286,570	110,639,194	69,943,094

제Ⅳ-6-2표

Table IV-6-2

내원일당 요양급여비용

Review Records

구 분 Division	보 건 의 료 원 Hospitalized health center						
	청 구 건 수 Claims	내 원 일 수 Visits	요 양 일 수 Reimbursed days	원외처방횟수 Prescription times	원외처방일수 Prescription days	요양급여비용 Medical Expenses	급 여 비 Benefit
계 Total	558,150	558,149	1,583,275	360,636	8,030,227	14,153,875	10,567,331
0 ~ 5,000원 KRW	1,360	1,360	2,266	925	20,794	896	650
5,001 ~ 6,000	2,178	2,178	2,283	1,945	76,043	11,548	8,343
6,001 ~ 7,000	30	30	59	12	213	197	147
7,001 ~ 8,000	364	364	390	298	7,439	2,780	2,118
8,001 ~ 9,000	1,180	1,180	1,257	414	2,676	10,244	8,035
9,001 ~ 10,000	974	974	1,049	76	1,171	9,131	7,104
10,001 ~ 12,000	161,943	161,943	167,865	144,474	4,545,610	1,759,543	1,423,539
12,001 ~ 14,000	40,167	40,167	49,653	25,118	501,883	517,492	422,021
14,001 ~ 16,000	73,139	73,139	85,082	48,398	821,527	1,097,171	870,064
16,001 ~ 18,000	51,489	51,489	69,733	20,285	199,008	865,077	705,980
18,001 ~ 20,000	30,788	30,788	46,664	14,745	117,738	585,346	456,931
20,001 ~ 22,000	27,288	27,288	44,031	12,545	174,644	571,071	434,746
22,001 ~ 24,000	16,683	16,683	33,594	8,719	123,407	383,335	290,448
24,001 ~ 26,000	14,836	14,836	31,744	8,956	185,005	368,990	274,186
26,001 ~ 28,000	10,365	10,365	25,454	5,483	92,839	279,070	200,340
28,001 ~ 30,000	8,028	8,028	24,202	4,963	85,619	232,077	167,198
30,001 ~ 32,000	5,604	5,604	23,270	2,933	44,111	173,517	123,316
32,001 ~ 34,000	5,471	5,471	27,172	3,346	49,261	180,159	128,077
34,001 ~ 36,000	5,123	5,123	23,842	3,376	53,112	179,040	127,746
36,001 ~ 38,000	6,963	6,963	22,008	4,345	67,353	257,210	183,132
38,001 ~ 40,000	5,442	5,442	19,271	3,533	45,444	211,989	150,479
40,001 ~ 42,000	12,645	12,645	27,869	8,380	52,499	517,256	369,009
42,001 ~ 44,000	7,162	7,162	23,493	4,231	37,122	306,074	217,475
44,001 ~ 46,000	5,670	5,670	21,938	2,891	40,098	255,691	181,010
46,001 ~ 48,000	5,166	5,166	18,967	2,559	35,914	242,724	172,073
48,001 ~ 50,000	3,197	3,197	15,728	1,866	34,076	156,796	111,216
50,001 ~ 52,000	2,684	2,684	15,992	1,560	29,713	136,576	97,083
52,001 ~ 54,000	2,585	2,585	18,346	1,391	26,163	137,059	97,178
54,001 ~ 56,000	2,797	2,797	22,794	1,550	38,063	153,511	109,219
56,001 ~ 58,000	3,298	3,298	16,288	1,954	61,817	187,930	133,059
58,001 ~ 60,000	2,152	2,152	18,408	1,257	26,305	126,905	89,974
60,001 ~ 62,000	3,706	3,706	30,633	1,884	60,941	226,301	159,686
62,001 ~ 64,000	1,872	1,872	19,132	1,059	19,545	118,144	83,490
64,001 ~ 66,000	2,761	2,761	20,687	1,422	20,373	179,592	126,871
66,001 ~ 68,000	1,966	1,966	12,292	1,128	29,434	131,647	92,998
68,001 ~ 70,000	2,335	2,335	15,734	1,197	39,870	161,292	113,908
70,001 ~ 72,000	2,073	2,073	13,957	1,072	28,187	146,969	103,949
72,001 ~ 74,000	1,628	1,628	21,817	832	24,893	118,832	84,301
74,001 ~ 76,000	1,424	1,424	12,435	793	15,800	106,764	75,340
76,001 ~ 78,000	1,012	1,012	13,845	570	11,662	77,861	55,394
78,001 ~ 80,000	1,057	1,057	12,644	613	10,774	83,478	59,403
80,001 ~ 82,000	997	997	17,392	522	9,545	80,773	57,264
82,001 ~ 84,000	986	986	16,120	505	9,135	81,891	58,264
84,001 ~ 86,000	874	874	18,634	431	9,057	74,271	52,527
86,001 ~ 88,000	777	777	10,140	421	9,629	67,576	48,201
88,001 ~ 90,000	656	656	10,722	365	6,683	58,430	41,353
90,001 ~ 92,000	573	573	8,713	292	5,170	52,121	36,815
92,001 ~ 94,000	544	544	9,827	270	4,539	50,571	36,072
94,001 ~ 96,000	521	521	10,317	208	4,211	49,524	35,053
96,001 ~ 98,000	555	555	10,154	258	6,489	53,832	38,136
98,001 ~ 100,000	496	496	9,704	189	3,510	49,095	34,647
100,001이상 and over	14,565	14,565	387,664	4,077	104,113	2,268,443	1,611,723
기타 other	1	-	-	-	-	62	43

주 : 1) 심사결정기준 2) 기타 : 내원일수가 '0'인 건

크기별 진료실적(외래) <계속>

per Visit(Outpatient) <Cont'd>

(단위 : 건, 일, 회, 천원)

Unit : Claim, Day, Time, KRW 1,000

보 건 소 Health center						
청 구 건 수 Claims	내 원 일 수 Visits	요 양 일 수 Reimbursed days	원외처방횟수 Prescription times	원외처방일수 Prescription days	요양급여비용 Medical Expenses	급 여 비 Benefit
4,693,106	4,693,106	5,877,717	2,620,854	117,645,492	24,264,027	20,267,064
866,832	866,832	867,076	243,523	10,514,389	2,380,600	1,908,080
3,206,523	3,206,523	3,207,572	2,320,786	105,786,498	16,131,177	14,021,028
434,445	434,445	435,043	55,267	1,308,820	2,831,517	2,182,340
15,805	15,805	39,855	64	906	119,552	94,651
29,903	29,903	87,371	628	8,820	258,153	205,217
2,938	2,938	8,897	24	580	28,093	24,790
41,312	41,312	175,984	137	6,220	459,781	377,520
34,926	34,926	189,743	18	362	441,662	312,506
38,807	38,807	271,669	10	342	606,107	428,992
266	266	2,169	-	-	4,526	3,218
1,535	1,535	15,212	-	-	29,692	21,023
3,937	3,937	39,893	2	90	81,100	57,489
285	285	3,424	-	-	6,521	4,594
2,149	2,149	29,931	2	25	54,508	38,637
3,719	3,719	53,875	19	454	99,613	70,528
54	54	860	-	-	1,587	1,113
13	13	222	-	-	403	292
24	24	440	-	-	786	552
668	668	13,444	4	51	23,699	16,870
92	92	1,932	-	-	3,398	2,403
9	9	199	-	-	353	247
31	31	739	-	-	1,283	912
13	13	325	1	3	560	392
26	26	660	-	-	1,155	810
263	263	7,335	2	19	12,486	8,827
455	455	13,524	9	245	22,394	15,800
3,674	3,674	110,218	134	3,736	186,059	131,925
64	64	1,931	1	30	3,344	2,359
4	4	131	-	-	220	154
21	21	730	-	-	1,191	834
44	44	1,541	-	-	2,566	1,799
-	-	-	-	-	-	-
-	-	-	-	-	-	-
30	30	1,198	-	-	1,972	1,382
3	3	120	-	-	201	141
14	14	588	-	-	964	676
15	15	670	-	-	1,070	750
349	349	15,705	-	-	25,627	17,949
3	3	137	-	-	225	157
2	2	95	-	-	155	109
1	1	50	1	50	79	55
12	12	599	-	-	976	684
1	1	50	-	-	83	58
-	-	-	-	-	-	-
1	1	54	-	-	87	61
3	3	164	1	60	266	187
16	16	896	-	-	1,442	1,037
269	269	16,130	12	618	25,200	17,708
7	7	420	-	-	667	496
2,169	2,169	130,140	132	7,405	208,787	147,366
12	12	732	-	-	1,186	860
1,362	1,362	128,024	77	5,769	200,953	141,487
-	-	-	-	-	-	-

제Ⅳ-6-2표

Table Ⅳ-6-2

내원일당 요양급여비용

Review Records

구 분 Division	보 건 지 소 Health subcenter						
	청 구 건 수 Claims	내 원 일 수 Visits	요 양 일 수 Reimbursed days	원외처방횟수 Prescription times	원외처방일수 Prescription days	요양급여비용 Medical Expenses	급 여 비 Benefit
계 Total	2,932,738	2,932,738	38,919,120	658,296	26,739,301	69,782,987	50,939,908
0 ~ 5,000원 KRW	862,088	862,088	864,822	587,959	24,359,313	3,355,215	2,878,208
5,001 ~ 6,000	612,932	612,932	612,991	64,614	2,260,625	3,189,874	2,542,569
6,001 ~ 7,000	19,831	19,831	20,264	1,531	31,022	129,112	99,754
7,001 ~ 8,000	15,206	15,206	35,696	130	1,076	113,108	96,442
8,001 ~ 9,000	150,478	150,478	454,226	606	6,065	1,341,981	1,193,049
9,001 ~ 10,000	290	290	998	2	8	2,788	2,424
10,001 ~ 12,000	373,954	373,954	1,554,971	1,060	13,968	4,004,764	3,580,344
12,001 ~ 14,000	115,156	115,156	581,320	499	3,664	1,396,137	985,092
14,001 ~ 16,000	53,924	53,924	377,528	207	1,424	819,619	579,409
16,001 ~ 18,000	3,167	3,167	24,942	11	37	52,624	37,321
18,001 ~ 20,000	24,590	24,590	245,206	52	566	480,030	340,900
20,001 ~ 22,000	4,744	4,744	47,825	-	-	97,696	69,197
22,001 ~ 24,000	1,238	1,238	14,867	3	25	28,039	19,784
24,001 ~ 26,000	11,492	11,492	160,562	29	351	294,199	207,298
26,001 ~ 28,000	23,118	23,118	345,030	75	1,612	626,920	442,651
28,001 ~ 30,000	643	643	10,134	-	-	18,535	13,083
30,001 ~ 32,000	568	568	9,944	1	20	17,627	12,436
32,001 ~ 34,000	717	717	14,054	-	-	24,118	17,078
34,001 ~ 36,000	5,945	5,945	118,985	21	485	207,750	146,611
36,001 ~ 38,000	1,177	1,177	24,947	1	21	43,205	30,407
38,001 ~ 40,000	402	402	9,247	4	68	15,813	11,135
40,001 ~ 42,000	502	502	12,083	-	-	20,557	14,463
42,001 ~ 44,000	960	960	24,242	-	-	41,136	28,882
44,001 ~ 46,000	1,405	1,405	38,622	-	-	63,929	44,912
46,001 ~ 48,000	8,037	8,037	225,125	15	383	377,673	266,123
48,001 ~ 50,000	24,684	24,684	740,252	39	860	1,202,152	844,959
50,001 ~ 52,000	241,272	241,272	7,238,640	525	13,364	12,073,261	8,489,790
52,001 ~ 54,000	449	449	14,360	-	-	23,823	16,733
54,001 ~ 56,000	324	324	10,749	-	-	17,694	12,476
56,001 ~ 58,000	2,097	2,097	73,103	1	10	120,054	84,461
58,001 ~ 60,000	347	347	12,486	-	-	20,520	14,485
60,001 ~ 62,000	154	154	5,701	-	-	9,341	6,583
62,001 ~ 64,000	513	513	20,066	-	-	32,430	22,777
64,001 ~ 66,000	2,003	2,003	80,119	1	40	130,638	91,985
66,001 ~ 68,000	231	231	9,478	-	-	15,420	10,840
68,001 ~ 70,000	589	589	24,934	-	-	40,493	28,465
70,001 ~ 72,000	1,018	1,018	45,646	1	2	72,239	50,854
72,001 ~ 74,000	8,372	8,372	376,894	3	63	609,683	428,362
74,001 ~ 76,000	415	415	19,318	1	10	31,136	21,828
76,001 ~ 78,000	520	520	24,985	3	34	40,223	28,258
78,001 ~ 80,000	512	512	25,246	2	98	40,312	28,304
80,001 ~ 82,000	1,618	1,618	81,094	9	224	130,460	91,616
82,001 ~ 84,000	228	228	11,808	-	-	19,012	13,342
84,001 ~ 86,000	297	297	15,871	-	-	25,273	17,764
86,001 ~ 88,000	832	832	46,153	2	57	72,387	50,819
88,001 ~ 90,000	7,206	7,206	403,157	13	736	644,532	453,150
90,001 ~ 92,000	380	380	21,680	-	-	34,554	24,270
92,001 ~ 94,000	20,842	20,842	1,250,148	62	2,918	1,940,402	1,363,942
94,001 ~ 96,000	219,485	219,485	13,168,905	572	26,400	20,986,714	14,763,054
96,001 ~ 98,000	2,903	2,903	174,889	10	444	280,748	197,082
98,001 ~ 100,000	720	720	44,644	1	70	71,037	49,853
100,001이상 and over	102,163	102,163	9,150,163	231	13,238	14,335,998	10,074,285
기타 other	-	-	-	-	-	-	-

주 : 1) 심사결정기준 2) 기타 : 내원일수가 '0'인 건

크기별 진료실적(외래) <계속>

per Visit(Outpatient) <Cont'd>

(단위 : 건, 일, 회, 천원)

Unit : Claim, Day, Time, KRW 1,000

보 건 진 료 소 Primary health care post						
청 구 건 수 Claims	내 원 일 수 Visits	요 양 일 수 Reimbursed days	원외처방횟수 Prescription times	원외처방일수 Prescription days	요양급여비용 Medical Expenses	급 여 비 Benefit
3,656,152	3,657,383	31,430,851	-	-	54,508,506	43,331,526
256,189	256,211	257,356	-	-	1,065,823	841,504
40,760	40,761	81,522	-	-	241,500	205,388
967	967	2,901	-	-	6,687	5,833
1,165,207	1,165,554	3,496,668	-	-	8,491,799	7,454,103
138,866	138,907	555,628	-	-	1,201,453	1,077,783
46,371	46,377	231,885	-	-	452,592	411,361
1,278,791	1,279,480	7,264,089	-	-	14,020,379	12,879,328
40,771	40,773	285,578	-	-	520,135	368,485
6,081	6,081	52,900	-	-	91,759	65,423
48,740	48,751	487,514	-	-	821,947	583,163
2,530	2,535	30,339	-	-	49,540	35,269
653	653	8,873	-	-	13,985	9,824
38,959	38,981	581,105	-	-	918,668	648,362
494	494	7,910	-	-	12,378	8,696
461	461	8,244	-	-	12,738	9,065
592	592	11,821	-	-	17,577	12,420
6,299	6,300	126,440	-	-	193,341	136,727
638	638	14,069	-	-	21,240	15,049
177	177	4,121	-	-	6,162	4,358
710	710	17,561	-	-	26,255	18,497
132	132	3,500	-	-	5,138	3,739
14,573	14,573	407,130	-	-	602,652	424,405
48,898	48,907	1,467,057	-	-	2,103,089	1,478,035
501,058	501,121	15,035,470	-	-	22,201,865	15,643,443
177	177	5,671	-	-	8,326	5,830
319	321	10,903	-	-	15,824	11,181
653	661	23,139	-	-	33,810	23,727
104	104	3,783	-	-	5,511	3,864
24	24	920	-	-	1,325	929
776	777	31,078	-	-	44,996	31,588
4	4	165	-	-	237	166
18	18	759	-	-	1,094	766
59	59	2,622	-	-	3,726	2,612
492	493	22,186	-	-	31,970	22,445
13	13	609	-	-	870	610
16	16	780	-	-	1,107	776
109	109	5,444	-	-	7,807	5,510
4	4	208	-	-	293	206
2	2	105	-	-	150	105
16	16	892	-	-	1,241	870
101	101	5,640	-	-	8,050	5,666
12	12	717	-	-	973	681
1,081	1,081	64,856	-	-	89,625	63,040
12,631	12,631	757,860	-	-	1,078,685	758,506
22	22	1,364	-	-	1,910	1,338
69	69	4,347	-	-	6,174	4,325
53	53	3,392	-	-	4,817	3,375
6	6	391	-	-	555	389
1	1	67	-	-	95	67
-	-	-	-	-	-	-
26	26	1,820	-	-	2,577	1,804
447	447	41,452	-	-	58,057	40,889
-	-	-	-	-	-	-

제Ⅳ-6-2표

Table Ⅳ-6-2

내원일당 요양급여비용

Review Records

구 분 Division	한 방 병 원 Oriental hospital						
	청 구 건 수 Claims	내 원 일 수 Visits	요 양 일 수 Reimbursed days	원외처방횟수 Prescription times	원외처방일수 Prescription days	요양급여비용 Medical Expenses	급 여 비 Benefit
계 Total	3,385,846	3,385,519	4,223,841	101,716	1,776,431	98,627,261	61,288,310
0 ~ 5,000원 KRW	45,945	45,945	51,920	14,851	284,742	132,765	84,706
5,001 ~ 6,000	26,557	26,557	27,574	366	3,309	142,241	90,356
6,001 ~ 7,000	7,939	7,939	9,311	2,392	83,009	49,454	31,383
7,001 ~ 8,000	2,293	2,293	3,361	110	1,613	17,447	11,483
8,001 ~ 9,000	53,569	53,569	55,257	2,072	54,401	456,770	293,997
9,001 ~ 10,000	40,013	40,013	41,491	270	1,991	384,883	238,449
10,001 ~ 12,000	69,873	69,873	73,226	611	7,062	781,962	498,491
12,001 ~ 14,000	127,835	127,835	138,228	29,450	813,005	1,644,647	1,102,772
14,001 ~ 16,000	52,101	52,101	64,700	5,717	52,228	777,899	489,879
16,001 ~ 18,000	155,155	155,155	174,465	13,831	194,678	2,657,978	1,830,113
18,001 ~ 20,000	249,828	249,828	275,912	8,695	62,138	4,711,835	2,904,628
20,001 ~ 22,000	136,370	136,370	160,757	3,043	28,149	2,874,612	1,787,060
22,001 ~ 24,000	213,521	213,521	245,844	2,768	16,039	4,916,438	3,047,091
24,001 ~ 26,000	216,472	216,472	250,450	2,027	14,854	5,379,138	3,329,392
26,001 ~ 28,000	298,147	298,147	334,129	1,450	11,869	8,084,246	4,995,580
28,001 ~ 30,000	226,764	226,764	263,864	1,070	7,424	6,544,068	4,026,124
30,001 ~ 32,000	228,294	228,294	275,561	1,009	7,676	7,097,936	4,399,307
32,001 ~ 34,000	171,501	171,501	217,000	1,239	7,568	5,612,492	3,449,166
34,001 ~ 36,000	280,067	280,067	325,730	1,050	6,813	9,909,820	6,025,217
36,001 ~ 38,000	96,151	96,151	140,062	782	6,440	3,550,191	2,176,990
38,001 ~ 40,000	311,248	311,248	351,896	705	7,674	12,180,598	7,355,549
40,001 ~ 42,000	87,628	87,628	130,177	978	7,622	3,606,073	2,203,912
42,001 ~ 44,000	81,920	81,920	118,071	647	6,385	3,561,870	2,160,860
44,001 ~ 46,000	26,248	26,248	59,658	660	5,597	1,179,024	726,299
46,001 ~ 48,000	24,131	24,131	49,086	441	4,672	1,139,612	700,609
48,001 ~ 50,000	11,185	11,185	35,911	472	5,024	548,202	338,817
50,001 ~ 52,000	8,500	8,500	29,602	350	3,377	432,792	267,907
52,001 ~ 54,000	11,932	11,932	33,355	354	4,367	633,328	389,775
54,001 ~ 56,000	9,365	9,365	27,364	280	3,979	514,960	320,668
56,001 ~ 58,000	7,659	7,659	23,285	307	4,793	437,137	270,767
58,001 ~ 60,000	6,511	6,511	17,767	205	2,854	384,979	244,617
60,001 ~ 62,000	6,886	6,886	16,300	177	2,004	419,337	260,860
62,001 ~ 64,000	6,500	6,500	14,189	195	2,584	408,829	257,231
64,001 ~ 66,000	12,001	12,001	18,992	245	3,128	781,061	496,417
66,001 ~ 68,000	8,729	8,729	14,286	205	3,154	587,308	401,699
68,001 ~ 70,000	15,332	15,332	19,530	160	3,685	1,053,266	660,232
70,001 ~ 72,000	5,695	5,695	10,729	171	2,961	404,420	264,930
72,001 ~ 74,000	4,625	4,625	9,268	158	3,719	338,033	210,403
74,001 ~ 76,000	4,442	4,442	7,456	181	1,913	333,817	212,303
76,001 ~ 78,000	3,512	3,512	7,226	105	996	270,521	179,034
78,001 ~ 80,000	7,072	7,072	10,495	85	1,006	561,262	362,165
80,001 ~ 82,000	2,954	2,954	6,249	81	724	238,602	171,844
82,001 ~ 84,000	4,498	4,498	7,669	59	401	374,196	229,489
84,001 ~ 86,000	1,523	1,523	4,741	97	1,122	129,627	83,344
86,001 ~ 88,000	2,116	2,116	4,834	82	970	184,493	117,739
88,001 ~ 90,000	1,168	1,168	3,358	83	1,132	103,962	74,291
90,001 ~ 92,000	1,168	1,168	3,090	54	740	106,354	76,528
92,001 ~ 94,000	638	638	3,280	64	810	59,356	42,559
94,001 ~ 96,000	599	599	2,272	52	767	56,820	41,506
96,001 ~ 98,000	595	595	2,722	45	491	57,900	43,206
98,001 ~ 100,000	272	272	3,200	25	369	26,895	19,378
100,001이상 and over	10,472	10,472	48,922	1,153	21,897	1,776,054	1,284,870
기타 other	327	-	19	37	506	9,753	6,321

주 : 1) 심사결정기준 2) 기타 : 내원일수가 '0'인 건

크기별 진료실적(외래) <계속>

per Visit(Outpatient) <Cont'd>

(단위 : 건, 일, 회, 천원)

Unit : Claim, Day, Time, KRW 1,000

한 의 원 Oriental clinic						
청 구 건 수 Claims	내 원 일 수 Visits	요 양 일 수 Reimbursed days	원외처방횟수 Prescription times	원외처방일수 Prescription days	요양급여비용 Medical Expenses	급 여 비 Benefit
97,666,125	97,666,066	105,260,475	-	-	2,352,115,596	1,820,254,767
242,915	242,915	249,759	-	-	16,915	11,853
1,682	1,682	3,114	-	-	9,434	6,783
1,132	1,132	3,051	-	-	7,276	5,281
59,009	59,009	64,215	-	-	464,278	339,485
13,019	13,019	16,042	-	-	111,580	86,619
42,979	42,979	48,478	-	-	403,704	302,905
197,765	197,765	252,267	-	-	2,188,108	1,645,674
942,542	942,542	1,062,493	-	-	12,224,731	9,566,625
3,683,011	3,683,011	3,856,318	-	-	55,545,663	47,467,470
6,813,991	6,813,991	7,036,160	-	-	117,552,624	93,346,722
16,839,638	16,839,638	17,195,433	-	-	328,102,398	282,885,325
9,450,244	9,450,244	9,898,495	-	-	199,688,192	146,657,239
11,416,238	11,416,238	11,979,878	-	-	262,907,916	197,311,082
21,449,014	21,449,014	22,379,548	-	-	533,175,702	436,770,237
6,787,897	6,787,897	7,312,637	-	-	182,247,290	130,102,586
5,910,204	5,910,204	6,506,242	-	-	171,584,502	122,965,382
4,242,245	4,242,245	4,745,831	-	-	130,739,614	93,926,894
3,544,994	3,544,994	4,039,034	-	-	117,178,422	83,997,712
1,769,723	1,769,723	2,193,010	-	-	61,667,652	44,477,937
1,586,861	1,586,861	1,961,118	-	-	58,743,316	42,605,217
837,179	837,179	1,149,116	-	-	32,543,775	23,671,267
682,324	682,324	953,736	-	-	27,996,076	20,514,137
334,309	334,309	556,438	-	-	14,328,436	10,543,480
270,133	270,133	444,044	-	-	12,165,325	8,957,574
123,188	123,188	268,492	-	-	5,778,744	4,262,790
113,743	113,743	231,125	-	-	5,571,731	4,112,615
57,473	57,473	151,514	-	-	2,924,417	2,126,928
39,189	39,189	106,964	-	-	2,077,671	1,509,908
26,623	26,623	85,514	-	-	1,458,298	1,052,805
19,994	19,994	66,411	-	-	1,140,041	819,193
17,349	17,349	54,351	-	-	1,023,009	729,557
16,817	16,817	47,395	-	-	1,023,671	726,624
23,226	23,226	47,941	-	-	1,463,915	1,033,473
18,331	18,331	38,996	-	-	1,190,835	840,448
14,737	14,737	35,471	-	-	988,161	696,854
13,971	13,971	31,771	-	-	960,314	682,236
15,563	15,563	28,865	-	-	1,107,729	784,679
7,422	7,422	19,242	-	-	540,862	383,714
8,636	8,636	18,249	-	-	648,056	462,048
7,791	7,791	19,593	-	-	599,752	426,123
6,254	6,254	14,021	-	-	496,097	351,165
3,018	3,018	11,304	-	-	243,720	173,116
3,520	3,520	9,651	-	-	291,752	206,529
2,167	2,167	9,776	-	-	184,843	131,727
821	821	6,109	-	-	71,540	51,499
653	653	5,303	-	-	58,253	41,488
416	416	5,050	-	-	37,828	27,809
313	313	4,163	-	-	29,109	20,957
656	656	3,943	-	-	62,397	44,405
417	417	3,201	-	-	40,387	29,531
1,851	1,851	5,135	-	-	182,755	128,550
2,879	2,879	24,464	-	-	326,238	232,104
59	-	4	-	-	544	406

제Ⅳ-7표

Table Ⅳ-7

진료내역 항목별 요약

Review Records

구 분 Division		계 Total	진찰료 Consultation	입원료 Admission	투약료 Medication	주사료 Injection	마취료 Anesthesia
계 Total	계 Total	58,730,795,595 (100.00)	11,774,162,235 (20.05)	7,132,682,867 (12.14)	1,441,527,561 (2.45)	4,749,632,627 (8.09)	1,577,317,423 (2.69)
	입원 Inpatient	28,835,186,901 (100.00)	1,123,267,518 (3.90)	7,132,682,867 (24.74)	587,715,087 (2.04)	2,536,463,308 (8.80)	523,087,602 (1.81)
	외래 Outpatient	29,895,608,693 (100.00)	10,650,894,718 (35.63)	- (0.00)	853,812,474 (2.86)	2,213,169,319 (7.40)	1,054,229,822 (3.53)
상급 종합병원 Tertiary hospital	소계 Subtotal	14,066,858,679 (100.00)	1,415,041,734 (10.06)	1,707,416,804 (12.14)	547,500,132 (3.89)	2,136,498,038 (15.19)	224,118,495 (1.59)
	입원 Inpatient	9,191,436,083 (100.00)	580,440,536 (6.32)	1,707,416,804 (18.58)	177,938,532 (1.94)	1,238,888,340 (13.48)	209,669,022 (2.28)
	외래 Outpatient	4,875,422,595 (100.00)	834,601,198 (17.12)	- (0.00)	369,561,600 (7.58)	897,609,698 (18.41)	14,449,473 (0.30)
중 합 병 원 General hospital	소계 Subtotal	12,639,004,661 (100.00)	1,492,631,355 (11.81)	2,360,874,048 (18.68)	434,900,270 (3.44)	1,280,391,384 (10.13)	165,259,215 (1.31)
	입원 Inpatient	8,359,215,238 (100.00)	439,857,841 (5.26)	2,360,874,048 (28.24)	191,158,182 (2.29)	870,038,453 (10.41)	140,491,475 (1.68)
	외래 Outpatient	4,279,789,423 (100.00)	1,052,773,515 (24.60)	- (0.00)	243,742,089 (5.70)	410,352,931 (9.59)	24,767,740 (0.58)
병 원 Hospital	소계 Subtotal	12,536,510,397 (100.00)	955,838,130 (7.62)	2,817,624,168 (22.48)	285,542,813 (2.28)	559,027,588 (4.46)	258,407,506 (2.06)
	입원 Inpatient	9,938,443,457 (100.00)	91,535,714 (0.92)	2,817,624,168 (28.35)	200,848,551 (2.02)	378,605,684 (3.81)	142,830,356 (1.44)
	외래 Outpatient	2,598,066,940 (100.00)	864,302,416 (33.27)	- (0.00)	84,694,262 (3.26)	180,421,904 (6.94)	115,577,150 (4.45)
의 원 Clinic	소계 Subtotal	15,129,066,406 (100.00)	7,050,887,387 (46.60)	244,431,021 (1.62)	171,329,061 (1.13)	770,849,782 (5.10)	844,022,049 (5.58)
	입원 Inpatient	1,335,187,840 (100.00)	11,283,895 (0.85)	244,431,021 (18.31)	17,583,488 (1.32)	47,874,730 (3.59)	28,815,220 (2.16)
	외래 Outpatient	13,793,878,566 (100.00)	7,039,603,492 (51.03)	- (0.00)	153,745,574 (1.11)	722,975,052 (5.24)	815,206,829 (5.91)
치 과 병 원 Dental hospital	소계 Subtotal	268,862,843 (100.00)	64,207,071 (23.88)	1,667,212 (0.62)	165,689 (0.06)	1,084,046 (0.40)	6,821,270 (2.54)
	입원 Inpatient	8,833,406 (100.00)	118,628 (1.34)	1,667,212 (18.87)	113,276 (1.28)	792,447 (8.97)	1,278,325 (14.47)
	외래 Outpatient	260,029,437 (100.00)	64,088,443 (24.65)	- (0.00)	52,412 (0.02)	291,599 (0.11)	5,542,945 (2.13)
치 과 의 원 Dental clinic	소계 Subtotal	3,925,737,156 (100.00)	787,700,212 (20.07)	561 (0.00)	300,401 (0.01)	217,517 (0.01)	78,622,242 (2.00)
	입원 Inpatient	24,820 (100.00)	117 (0.47)	561 (2.26)	164 (0.66)	576 (2.32)	1,682 (6.78)
	외래 Outpatient	3,925,712,336 (100.00)	787,700,095 (20.07)	- (0.00)	300,236 (0.01)	216,941 (0.01)	78,620,560 (2.00)
보건기관 등 Hospitalized health center	소계 Subtotal	164,755,452 (100.00)	7,856,346 (4.77)	669,053 (0.41)	1,789,195 (1.09)	1,564,272 (0.95)	66,646 (0.04)
	입원 Inpatient	2,046,057 (100.00)	30,787 (1.50)	669,053 (32.70)	72,894 (3.56)	263,079 (12.86)	1,522 (0.07)
	외래 Outpatient	162,709,396 (100.00)	7,825,558 (4.81)	- (0.00)	1,716,301 (1.05)	1,301,193 (0.80)	65,124 (0.04)

주 1) 2018년 전산 청구기관의 진료실적을 토대로 추정함(한방, 약국 실적 제외)

2) 병원에는 요양병원 심사실적이 포함되어 있음

3) 보건기관 등엔 조산원, 보건의료원, 보건소, 보건지소, 보건진료소가 포함되어 있음

급여비용 실적

by Treatment Category

(단위 : 천원, %)
Unit : KRW 1,000, %

이학요법료 Physiotherapy	정신요법료 Psychotherapy	처치및수술료 Treatment & surgery	검사료 Test	영상진단및 방사선치료료 Radiology & radiotherapy	CT료 CT	MRI료 MRI	PET료 PET	기타 Etc.
1,598,892,195 (2.72)	442,241,834 (0.75)	11,062,399,598 (18.84)	8,285,206,746 (14.11)	2,626,741,546 (4.47)	1,514,421,856 (2.58)	497,020,335 (0.85)	124,367,573 (0.21)	5,904,181,199 (10.05)
875,983,657 (3.04)	145,078,480 (0.50)	5,375,551,331 (18.64)	3,022,704,189 (10.48)	973,174,155 (3.37)	547,778,749 (1.90)	224,385,083 (0.78)	58,665,925 (0.20)	5,708,648,950 (19.80)
722,908,538 (2.42)	297,163,353 (0.99)	5,686,848,268 (19.02)	5,262,502,558 (17.60)	1,653,567,391 (5.53)	966,643,107 (3.23)	272,635,252 (0.91)	65,701,647 (0.22)	195,532,246 (0.66)
76,864,748 (0.55)	37,322,928 (0.27)	2,658,358,116 (18.90)	2,657,136,390 (18.89)	1,043,955,901 (7.42)	650,600,502 (4.63)	240,293,451 (1.71)	90,506,716 (0.64)	581,244,724 (4.12)
50,288,627 (0.55)	11,785,883 (0.13)	2,409,846,041 (26.22)	1,374,807,315 (14.96)	510,709,604 (5.56)	222,427,590 (2.42)	95,493,669 (1.04)	41,533,780 (0.45)	560,190,340 (6.07)
26,576,121 (0.55)	25,537,045 (0.52)	248,512,076 (5.10)	1,282,329,076 (26.30)	533,246,297 (10.94)	428,172,911 (8.78)	144,799,782 (2.97)	48,972,935 (1.00)	21,054,383 (0.43)
153,394,541 (1.21)	43,982,292 (0.35)	2,282,578,711 (18.06)	2,315,185,168 (18.32)	683,609,211 (5.41)	612,780,922 (4.85)	193,892,231 (1.53)	32,683,054 (0.26)	586,842,259 4.64
103,947,995 (1.24)	9,915,650 (0.12)	1,700,326,506 (20.34)	1,212,826,917 (14.51)	373,513,095 (4.47)	261,070,840 (3.12)	104,234,695 (1.25)	16,955,785 (0.20)	574,003,756 6.87
49,446,547 (1.16)	34,066,642 (0.80)	582,252,205 (13.60)	1,102,358,251 (25.76)	310,096,116 (7.25)	351,710,082 (8.22)	89,657,536 (2.09)	15,727,268 (0.37)	12,838,501 0.28
784,672,496 (6.26)	138,916,472 (1.11)	1,392,342,914 (11.11)	975,534,421 (7.78)	267,456,691 (2.13)	155,780,335 (1.24)	45,070,744 (0.36)	423,735 (0.00)	3,899,872,384 (31.11)
691,668,144 (6.96)	112,145,186 (1.13)	1,067,311,630 (10.74)	377,919,552 (3.80)	77,248,204 (0.78)	62,490,976 (0.63)	24,258,526 (0.24)	130,150 (0.00)	3,893,826,616 (39.18)
93,004,352 (3.58)	26,771,286 (1.03)	325,031,284 (12.51)	597,614,869 (23.00)	190,208,487 (7.32)	93,289,359 (3.59)	20,812,218 (0.80)	293,585 (0.01)	6,045,768 (0.24)
582,715,817 (3.85)	221,963,033 (1.47)	1,754,311,985 (11.60)	2,307,643,946 (15.25)	400,330,595 (2.65)	77,126,394 (0.51)	17,585,448 (0.12)	463,900 (0.00)	685,405,988 (4.52)
30,066,603 (2.25)	11,231,414 (0.84)	194,473,799 (14.57)	56,442,623 (4.23)	11,556,737 (0.87)	1,644,879 (0.12)	379,606 (0.03)	905 (0.00)	679,402,920 (50.86)
552,649,214 (4.01)	210,731,618 (1.53)	1,559,838,185 (11.31)	2,251,201,323 (16.32)	388,773,858 (2.82)	75,481,515 (0.55)	17,205,843 (0.12)	462,996 (0.00)	6,003,067 (0.05)
309,703 (0.12)	181 (0.00)	160,187,822 (59.58)	6,291,801 (2.34)	20,726,625 (7.71)	5,469,207 (2.03)	178,461 (0.07)	290,168 (0.11)	1,463,587 (0.54)
924 (0.01)	181 (0.00)	3,506,565 (39.70)	591,030 (6.69)	123,049 (1.39)	120,415 (1.36)	18,588 (0.21)	45,305 (0.51)	457,461 (5.20)
308,779 (0.12)	- (0.00)	156,681,257 (60.26)	5,700,772 (2.19)	20,603,577 (7.92)	5,348,792 (2.06)	159,873 (0.06)	244,863 (0.09)	1,006,125 (0.39)
659,356 (0.02)	- (0.00)	2,813,763,211 (71.67)	22,219,672 (0.57)	209,987,896 (5.35)	12,238,302 (0.31)	- (0.00)	- (0.00)	27,786 (0.00)
- (0.00)	- (0.00)	20,567 (82.86)	12 (0.05)	885 (3.56)	176 (0.71)	- (0.00)	- (0.00)	80 (0.33)
659,356 (0.02)	- (0.00)	2,813,742,644 (71.67)	22,219,660 (0.57)	209,987,011 (5.35)	12,238,126 (0.31)	- (0.00)	- (0.00)	27,707 (0.00)
275,535 (0.17)	56,928 (0.03)	856,840 (0.52)	1,195,348 (0.73)	674,626 (0.41)	426,194 (0.26)	- (0.00)	- (0.00)	149,324,469 (90.62)
11,365 (0.56)	166 (0.01)	66,223 (3.24)	116,740 (5.71)	22,581 (1.10)	23,872 (1.17)	- (0.00)	- (0.00)	767,775 (37.52)
264,170 (0.16)	56,762 (0.03)	790,617 (0.49)	1,078,607 (0.66)	652,045 (0.40)	402,322 (0.25)	- (0.00)	- (0.00)	148,556,697 (91.31)

Note: Estimation based on the total medical fee of providers using electronic claim in 2018

제Ⅳ-8표

Table IV-8

처방일수별 요양기관

Prescription Times per Prescription day

구 분 Division		계 Total	상급종합병원 Tertiary hospital	중 합 병 원 General hospital	병 원 Hospital	요양병원 Healthcare Institute
계 Total	계 Total	523,503,787	17,811,979	36,550,203	41,845,277	1,170,828
	입원 Inpatient	331,259	37,130	111,532	84,205	2,759
	외래 Outpatient	523,172,528	17,774,849	36,438,671	41,761,072	1,168,069
1 일 Day	입원 Inpatient	31,553	2,696	12,062	7,267	494
	외래 Outpatient	31,723,157	1,128,933	1,472,402	1,524,926	20,089
2	입원 Inpatient	30,713	1,472	11,633	7,328	118
	외래 Outpatient	39,788,762	98,999	601,023	1,617,095	21,103
3	입원 Inpatient	64,472	7,203	20,420	19,083	102
	외래 Outpatient	160,952,319	308,527	2,600,330	10,408,751	200,456
4	입원 Inpatient	11,260	687	3,724	3,722	60
	외래 Outpatient	41,108,488	102,429	1,136,284	4,168,514	29,581
5	입원 Inpatient	36,939	1,598	9,271	12,570	109
	외래 Outpatient	46,717,065	418,113	2,599,150	4,498,209	99,097
6	입원 Inpatient	4,259	446	1,103	918	25
	외래 Outpatient	2,793,187	55,730	182,056	333,341	2,575
7	입원 Inpatient	42,203	3,601	12,105	7,803	176
	외래 Outpatient	47,651,105	1,092,264	4,650,417	6,464,010	125,385
8	입원 Inpatient	3,029	218	907	807	32
	외래 Outpatient	1,359,837	51,653	122,694	124,828	3,307
9	입원 Inpatient	1,383	72	331	356	10
	외래 Outpatient	256,070	21,777	43,860	38,512	603
10	입원 Inpatient	6,285	1,142	1,652	1,472	46
	외래 Outpatient	7,324,896	211,896	510,448	579,087	20,300
11	입원 Inpatient	1,095	135	263	273	14
	외래 Outpatient	114,772	15,168	22,215	20,156	507
12	입원 Inpatient	1,720	126	522	483	34
	외래 Outpatient	536,586	35,895	73,046	92,045	1,902
13	입원 Inpatient	771	44	205	234	12
	외래 Outpatient	85,657	11,156	18,766	13,793	486
14	입원 Inpatient	16,302	3,469	6,227	3,274	126
	외래 Outpatient	16,101,790	1,155,638	2,666,894	2,465,413	71,860
15	입원 Inpatient	4,081	681	1,492	1,044	52
	외래 Outpatient	6,116,211	214,212	500,924	469,064	31,869
16	입원 Inpatient	824	110	327	191	8
	외래 Outpatient	143,335	26,422	34,829	17,210	1,047
17	입원 Inpatient	1,166	68	377	333	11
	외래 Outpatient	98,479	16,760	20,666	26,209	874
18	입원 Inpatient	612	60	207	204	5
	외래 Outpatient	99,437	19,241	21,620	14,379	816
19	입원 Inpatient	683	26	220	229	9
	외래 Outpatient	46,591	7,046	9,102	15,206	315
20	입원 Inpatient	1,295	191	427	324	15
	외래 Outpatient	1,628,261	71,929	111,158	92,854	6,979
21	입원 Inpatient	5,236	2,093	1,600	854	25
	외래 Outpatient	2,767,194	415,092	488,109	353,240	13,998
22	입원 Inpatient	810	154	293	198	2
	외래 Outpatient	78,663	19,157	18,616	13,640	452
23	입원 Inpatient	370	41	154	88	-
	외래 Outpatient	70,565	11,825	16,064	7,056	477
24	입원 Inpatient	657	65	225	212	9
	외래 Outpatient	82,829	16,464	15,443	10,796	407
25	입원 Inpatient	510	67	182	138	9
	외래 Outpatient	173,908	28,096	29,331	13,243	1,110
26	입원 Inpatient	318	38	141	85	3
	외래 Outpatient	44,906	10,710	11,327	5,031	307
27	입원 Inpatient	272	18	92	103	1
	외래 Outpatient	40,390	6,413	9,352	4,253	380
28	입원 Inpatient	7,423	1,976	3,099	1,287	105
	외래 Outpatient	8,869,189	1,094,199	2,105,768	1,005,875	69,211
29	입원 Inpatient	614	53	271	148	6
	외래 Outpatient	82,863	16,750	21,563	10,878	981
30	입원 Inpatient	19,209	1,692	6,130	6,208	564
	외래 Outpatient	56,913,124	1,033,314	3,930,654	3,534,938	261,484

주 : 심사결정기준

중별 원외처방횟수

and by Provider Type

(단위 : 회)

Unit : Time

의 원 Clinic	치 과 병 원 Dental hospital	치 과 의 원 Dental clinic	보 건 의 료 원 Hospitalized health center	보 건 소 Health center	보 건 지 소 Health subcenter	한 방 병 원 Oriental hospital
407,831,973	912,665	13,632,132	360,948	2,620,854	658,296	108,632
87,948	446	11	312	-	-	6,916
407,744,025	912,219	13,632,121	360,636	2,620,854	658,296	101,716
8,718	27	-	18	-	-	271
27,143,474	35,023	355,194	9,769	19,437	11,559	2,351
10,057	3	1	5	-	-	96
35,399,159	54,797	1,959,064	8,929	19,146	6,819	2,628
16,997	56	-	29	-	-	582
138,033,979	477,208	8,622,691	72,194	152,825	46,800	28,558
2,961	5	-	-	-	-	101
35,152,704	20,922	418,835	12,225	52,515	11,916	2,563
12,874	32	7	50	-	-	428
36,925,402	151,358	1,776,601	49,270	143,166	46,597	10,102
1,554	6	-	8	-	-	199
2,158,247	4,513	42,384	1,166	10,431	2,501	243
17,377	69	2	28	-	-	1,042
34,723,884	91,252	369,382	31,089	65,067	24,599	13,756
887	19	1	9	-	-	149
1,032,889	2,220	3,958	1,574	12,507	3,961	246
542	3	-	-	-	-	69
145,869	697	1,943	301	1,634	804	70
1,619	6	-	16	-	-	332
5,928,655	5,020	16,058	6,169	32,749	12,825	1,689
347	3	-	-	-	-	60
53,631	346	316	170	1,316	944	3
440	4	-	-	-	-	111
319,858	1,098	627	1,518	8,691	1,759	147
184	4	-	-	-	-	88
38,845	219	156	304	1,146	742	44
2,582	20	-	13	-	-	591
9,649,312	31,356	19,889	8,412	20,973	7,700	4,343
605	10	-	10	-	-	187
4,844,134	1,985	3,179	6,618	31,844	11,234	1,148
124	4	-	-	-	-	60
61,310	316	41	266	1,627	222	45
288	-	-	8	-	-	81
32,747	268	87	305	451	101	11
73	3	-	2	-	-	58
42,354	181	54	143	505	130	14
134	-	-	4	-	-	61
14,086	115	57	212	341	105	6
222	-	-	6	-	-	110
1,328,938	528	386	1,299	10,127	3,601	462
406	7	-	-	-	-	251
1,485,248	5,021	1,435	1,182	2,497	906	466
104	6	-	-	-	-	53
25,794	184	17	228	452	108	15
53	-	-	2	-	-	32
34,195	124	56	79	523	138	28
96	5	-	6	-	-	39
37,185	123	41	130	2,060	156	24
83	2	-	-	-	-	29
100,320	191	92	197	1,028	223	77
28	2	-	-	-	-	21
16,848	75	3	65	430	74	36
37	-	-	3	-	-	18
19,379	39	26	68	383	87	10
749	14	-	-	-	-	193
4,554,830	5,647	1,618	5,004	15,269	4,295	7,473
89	4	-	-	-	-	43
32,169	85	24	132	235	44	2
4,008	19	-	25	-	-	563
47,187,855	11,286	34,030	61,380	684,346	160,195	13,642

Note : According to the review result

제Ⅳ-8표

Table IV-8

처방일수별 요양기관

Prescription Times per Prescription day

구 분 Division		계 Total	상급종합병원 Tertiary hospital	종 합 병 원 General hospital	병 원 Hospital	요양병원 Healthcare Institute
31 일 Day	입원 Inpatient	1,024	77	400	291	23
	외래 Outpatient	138,641	19,380	34,520	23,692	1,825
32	입원 Inpatient	420	33	184	93	7
	외래 Outpatient	82,693	15,747	27,498	9,674	432
33	입원 Inpatient	734	38	230	181	5
	외래 Outpatient	109,023	11,910	21,503	28,297	1,106
34	입원 Inpatient	320	15	146	80	5
	외래 Outpatient	47,401	4,865	9,469	8,941	266
35	입원 Inpatient	2,117	480	992	309	20
	외래 Outpatient	1,663,609	436,599	681,677	113,562	6,216
36	입원 Inpatient	326	36	102	82	-
	외래 Outpatient	79,757	20,878	21,556	5,288	632
37	입원 Inpatient	1,300	52	468	403	8
	외래 Outpatient	141,346	12,049	20,098	67,970	1,160
38	입원 Inpatient	319	24	118	92	3
	외래 Outpatient	30,473	6,790	9,328	4,778	135
39	입원 Inpatient	204	6	80	61	3
	외래 Outpatient	11,505	2,543	3,515	1,184	83
40	입원 Inpatient	676	86	257	180	14
	외래 Outpatient	633,789	63,414	85,173	44,012	2,351
41	입원 Inpatient	155	6	57	47	-
	외래 Outpatient	10,467	2,607	3,486	1,102	27
42	입원 Inpatient	1,106	197	567	178	20
	외래 Outpatient	635,936	196,344	218,959	50,773	658
43	입원 Inpatient	189	21	95	35	3
	외래 Outpatient	24,244	8,603	7,826	3,079	65
44	입원 Inpatient	857	47	342	306	10
	외래 Outpatient	55,309	4,948	7,218	33,407	241
45	입원 Inpatient	765	78	329	163	16
	외래 Outpatient	848,058	90,061	117,617	67,493	3,040
46	입원 Inpatient	126	7	60	26	2
	외래 Outpatient	25,560	5,519	8,502	1,535	70
47	입원 Inpatient	138	6	65	35	-
	외래 Outpatient	11,385	2,904	3,777	1,416	24
48	입원 Inpatient	153	6	64	46	2
	외래 Outpatient	15,620	4,159	4,820	1,679	37
49	입원 Inpatient	331	67	179	58	-
	외래 Outpatient	132,594	47,161	51,579	6,447	244
50	입원 Inpatient	350	45	128	85	18
	외래 Outpatient	271,510	61,229	62,605	14,998	772
51	입원 Inpatient	326	19	152	78	11
	외래 Outpatient	13,941	3,169	3,669	4,350	46
52	입원 Inpatient	136	8	67	27	-
	외래 Outpatient	14,248	4,117	4,916	1,544	41
53	입원 Inpatient	66	4	38	17	1
	외래 Outpatient	20,293	4,478	7,475	1,612	67
54	입원 Inpatient	140	9	41	48	-
	외래 Outpatient	14,022	3,995	4,857	1,119	34
55	입원 Inpatient	106	8	61	26	-
	외래 Outpatient	31,159	9,467	11,744	1,784	82
56	입원 Inpatient	1,335	371	704	163	18
	외래 Outpatient	2,461,462	505,456	864,204	211,982	8,549
57	입원 Inpatient	143	31	74	27	2
	외래 Outpatient	35,806	18,805	10,917	1,343	61
58	입원 Inpatient	421	47	221	86	7
	외래 Outpatient	59,915	10,888	17,656	19,117	336
59	입원 Inpatient	108	2	88	14	-
	외래 Outpatient	10,013	2,713	3,437	1,714	51
60	입원 Inpatient	5,607	624	2,390	1,668	204
	외래 Outpatient	21,875,253	815,128	3,033,937	1,882,421	114,916
61 일 이상 and over	입원 Inpatient	15,197	4,438	7,171	2,064	175
	외래 Outpatient	19,897,860	7,663,115	7,031,022	1,202,207	36,544

주 : 심사결정기준

종별 원외처방횟수 <계속>

and by Provider Type <Cont'd>

(단위 : 회)

Unit : Time

의 원 Clinic	치 과 병 원 Dental hospital	치 과 의 원 Dental clinic	보 건 의 료 원 Hospitalized health center	보 건 소 Health center	보 건 지 소 Health subcenter	한 방 병 원 Oriental hospital
179	6	-	4	-	-	44
57,762	175	65	782	306	114	20
83	8	-	-	-	-	12
28,377	86	11	300	388	106	74
267	-	-	2	-	-	11
45,217	85	51	432	327	90	5
58	-	-	-	-	-	16
23,219	48	6	167	348	71	1
216	-	-	10	-	-	90
418,586	726	36	1,007	4,621	393	186
90	3	-	-	-	-	13
30,790	52	9	79	407	62	4
312	4	-	-	-	-	53
38,679	93	-	994	247	51	5
62	5	-	3	-	-	12
9,046	22	-	77	244	52	1
47	5	-	-	-	-	2
3,826	16	1	19	252	66	-
101	-	-	-	-	-	38
432,739	352	23	495	4,047	1,137	46
36	-	-	3	-	-	6
2,945	25	-	34	185	56	-
93	1	-	7	-	-	43
164,183	530	37	236	4,018	92	106
33	2	-	-	-	-	-
4,330	26	1	55	215	44	-
110	2	-	-	-	-	40
8,774	34	-	439	196	48	4
115	3	-	14	-	-	47
562,285	205	59	850	5,527	855	66
18	-	-	-	-	-	13
9,476	13	1	27	342	72	3
25	-	-	3	-	-	4
2,921	12	-	33	234	63	1
25	7	-	-	-	-	3
4,474	18	1	27	327	75	3
3	-	-	-	-	-	24
26,361	72	1	48	613	63	5
54	9	-	3	-	-	8
129,321	162	104	232	1,571	468	48
42	-	-	-	-	-	24
2,420	10	4	57	184	32	-
19	-	-	-	-	-	15
3,228	4	-	26	303	58	11
6	-	-	-	-	-	-
6,185	6	3	34	350	81	2
11	-	-	-	-	-	31
3,592	9	-	18	315	83	-
6	-	-	-	-	-	5
7,630	13	2	48	301	87	1
58	5	-	-	-	-	16
858,084	532	16	860	9,615	1,868	296
6	-	-	-	-	-	3
4,402	11	-	19	203	43	2
37	-	-	-	-	-	23
11,193	15	-	250	419	40	1
4	-	-	-	-	-	-
1,956	5	1	24	87	25	-
604	2	-	7	-	-	108
14,882,234	3,635	2,282	50,617	878,950	203,719	7,414
990	51	-	14	-	-	294
3,436,490	3,030	1,163	21,952	411,991	87,137	3,209

Note : According to the review result

구 분		청구건수 Claims	일 수 Number of Days		요 양 급 여 비 용 (천 원) Medical Expenses(KRW 1,000)	
			내 원 Visit	요 양 Reimbursed	계 Total	급 여 비 Benefit
계	계	1,183,448	3,227,645	5,159,164	1,646,939,666	1,375,254,482
	상 급 중 합 병 원	112,515	378,844	934,788	261,788,956	218,295,131
	중 합 병 원	166,567	718,641	1,305,624	359,959,705	296,072,600
	병 원	247,349	946,491	1,420,389	374,592,689	321,734,554
	의 원	657,017	1,183,669	1,498,363	650,598,316	539,152,198
수 정 체 수 술	소 계	540,020	561,925	860,291	499,359,269	400,453,247
	상 급 중 합 병 원	37,163	43,680	181,293	49,509,863	39,721,855
	중 합 병 원	26,570	35,719	104,790	32,288,065	25,823,418
	병 원	54,741	59,244	106,975	50,922,811	40,794,369
	의 원	421,546	423,282	467,233	366,638,530	294,113,604
편도및아데노이드절제술	소 계	35,144	103,330	267,632	39,128,026	34,619,382
	상 급 중 합 병 원	12,060	35,750	117,984	16,173,156	14,426,904
	중 합 병 원	10,859	35,240	89,443	12,050,085	10,578,125
	병 원	4,431	14,042	28,670	4,113,814	3,619,035
	의 원	7,794	18,298	31,535	6,790,972	5,995,318
총 수 절 제 술	소 계	73,882	362,419	606,035	204,152,005	167,625,065
	상 급 중 합 병 원	9,458	43,604	82,403	32,618,999	27,066,181
	중 합 병 원	49,778	247,797	410,248	136,046,100	111,509,086
	병 원	10,952	55,047	89,944	26,743,081	21,852,650
	의 원	3,694	15,971	23,440	8,743,825	7,197,148
서혜및대퇴부탈장수술	소 계	31,814	94,226	202,264	52,646,183	43,951,370
	상 급 중 합 병 원	7,501	20,702	48,572	15,279,510	13,072,615
	중 합 병 원	13,243	47,809	96,091	22,407,013	18,208,436
	병 원	8,475	19,227	47,818	11,912,371	10,167,378
	의 원	2,595	6,488	9,783	3,047,289	2,502,941
항문및항문주위수술	소 계	248,267	628,043	1,044,999	238,256,878	194,841,568
	상 급 중 합 병 원	2,493	9,530	25,870	3,849,565	3,144,905
	중 합 병 원	15,827	58,481	132,965	20,243,259	16,147,044
	병 원	69,221	202,344	375,832	70,613,661	57,230,123
	의 원	160,726	357,688	510,332	143,550,393	118,319,498
자궁및자궁부속기수술	소 계	101,811	513,283	888,645	294,918,161	236,816,020
	상 급 중 합 병 원	30,987	153,172	317,941	107,000,351	85,967,677
	중 합 병 원	35,426	197,324	330,610	103,043,771	82,367,585
	병 원	25,553	123,878	184,150	64,041,605	51,603,322
	의 원	9,845	38,909	55,944	20,832,433	16,877,436
제 왕 절 개 분 만	소 계	152,510	964,419	1,289,298	318,479,145	296,947,831
	상 급 중 합 병 원	12,853	72,406	160,725	37,357,513	34,894,995
	중 합 병 원	14,864	96,271	141,477	33,881,412	31,438,905
	병 원	73,976	472,709	587,000	146,245,347	136,467,677
	의 원	50,817	323,033	400,096	100,994,873	94,146,254

주 : 심사결정기준

요양급여비용 심사실적

Diagnosis Related Group

(단위 : 건, 일, 원)
Unit : Claim, Day, KRW

건 당 일 수 Days per Claim		건 당 요양급여비용 Medical Expense per claim	건 당 급 여 비 Benefit per claim	일 당 요 양 급 여 비 용 Medical Expense per day		Division	
내 원 Visit	요 양 Reimbursed			내 원 Visit	요 양 Reimbursed		
2.73	4.36	1,391,645	1,162,074	510,260	319,226	Total	Total
3.37	8.31	2,326,703	1,940,142	691,020	280,052	Tertiary hospital	
4.31	7.84	2,161,051	1,777,499	500,889	275,699	General hospital	
3.83	5.74	1,514,430	1,300,731	395,770	263,725	Hospital	
1.80	2.28	990,231	820,606	549,645	434,206	Clinic	
1.04	1.59	924,705	741,553	888,658	580,454	Subtotal	Lens procedures
1.18	4.88	1,332,235	1,068,855	1,133,468	273,093	Tertiary hospital	
1.34	3.94	1,215,208	971,901	903,947	308,122	General hospital	
1.08	1.95	930,250	745,225	859,544	476,025	Hospital	
1.00	1.11	869,747	697,702	866,180	784,702	Clinic	
2.94	7.62	1,113,363	985,072	378,671	146,201	Subtotal	Tonsillectomy and Adenoidectomy
2.96	9.78	1,341,058	1,196,261	452,396	137,079	Tertiary hospital	
3.25	8.24	1,109,686	974,134	341,943	134,724	General hospital	
3.17	6.47	928,417	816,754	292,965	143,488	Hospital	
2.35	4.05	871,308	769,222	371,132	215,347	Clinic	
4.91	8.20	2,763,217	2,268,821	563,304	336,865	Subtotal	Appendectomy
4.61	8.71	3,448,826	2,861,723	748,074	395,847	Tertiary hospital	
4.98	8.24	2,733,057	2,240,128	549,022	331,619	General hospital	
5.03	8.21	2,441,844	1,995,311	485,823	297,330	Hospital	
4.32	6.35	2,367,034	1,948,335	547,481	373,030	Clinic	
2.96	6.36	1,654,812	1,381,510	558,722	260,284	Subtotal	Inguinal and Femoral hernia procedures
2.76	6.48	2,036,996	1,742,783	738,069	314,574	Tertiary hospital	
3.61	7.26	1,691,989	1,374,948	468,678	233,185	General hospital	
2.27	5.64	1,405,589	1,199,691	619,565	249,119	Hospital	
2.50	3.77	1,174,293	964,524	469,681	311,488	Clinic	
2.53	4.21	959,680	784,807	379,364	227,997	Subtotal	Anal and Perianal precedures
3.82	10.38	1,544,149	1,261,494	403,942	148,804	Tertiary hospital	
3.70	8.40	1,279,033	1,020,221	346,151	152,245	General hospital	
2.92	5.43	1,020,119	826,774	348,978	187,886	Hospital	
2.23	3.18	893,137	736,157	401,329	281,288	Clinic	
5.04	8.73	2,896,722	2,326,036	574,572	331,874	Subtotal	Uterine and adnexal procedures for non-malignancy
4.94	10.26	3,453,072	2,774,314	698,563	336,542	Tertiary hospital	
5.57	9.33	2,908,705	2,325,060	522,206	311,678	General hospital	
4.85	7.21	2,506,226	2,019,462	516,973	347,769	Hospital	
3.95	5.68	2,116,042	1,714,315	535,414	372,380	Clinic	
6.32	8.45	2,088,251	1,947,071	330,229	247,017	Subtotal	Cesarean section delivery
5.63	12.50	2,906,521	2,714,930	515,945	232,431	Tertiary hospital	
6.48	9.52	2,279,428	2,115,104	351,938	239,484	General hospital	
6.39	7.94	1,976,930	1,844,756	309,377	249,140	Hospital	
6.36	7.87	1,987,423	1,852,653	312,646	252,427	Clinic	

Note : According to the review result

제Ⅳ-10표

Table IV-10

질병군 세부 분류별
Detailed Review Records by

질 병 군 분 류 기 호	청 구 건 수 Claims	일 수 Number of Days		요 양 급 여 비 용 (천 원) Medical Expenses(KRW 1,000)	
		내 원 Visit	요 양 Reimbursed	계 Total	급 여 비 Benefit
계	1,183,448	3,227,645	5,159,164	1,646,939,666	1,375,254,482
수정체 수술	540,020	561,925	860,291	499,359,269	400,453,247
C051 수정체 조절개 수술(유리체 절제술 유무와 무관), 단안	531,654	547,381	831,791	487,697,478	391,089,176
C052 수정체 조절개 수술(유리체 절제술 유무와 무관), 양안	3,618	9,238	20,373	7,644,528	6,138,824
C053 수정체 대절개 수술(유리체 절제술 유무와 무관), 단안	4,677	5,165	7,859	3,893,154	3,122,547
C054 수정체 대절개 수술(유리체 절제술 유무와 무관), 양안	71	141	268	124,110	102,700
편도 및 아데노이드 절제술	35,144	103,330	267,632	39,128,026	34,619,382
D111 편도 및 아데노이드 절제술	35,144	103,330	267,632	39,128,026	34,619,382
충수절제술	73,882	362,419	606,035	204,152,005	167,625,065
G081 복잡한 주진단에 의한 충수 절제술	1,528	12,894	17,606	3,943,261	3,141,346
G082 복잡한 주진단이 없는 충수 절제술	2,348	12,984	19,393	4,347,818	3,546,746
G083 복강경을 이용한 복잡한 주진단에 의한 충수절제술	21,586	126,174	200,091	66,727,320	54,398,263
G084 복강경을 이용한 복잡한 주진단이 없는 충수절제술	48,420	210,367	368,945	129,133,606	106,538,710
서혜 및 대퇴부 탈장 수술	31,814	94,226	202,264	52,646,183	43,951,370
G095 복강경을 이용한 서혜 및 대퇴부 탈장수술(장관절제 미동반), 단측	9,787	28,872	65,145	20,786,856	17,119,544
G096 서혜 및 대퇴부 탈장 수술(장관절제 미동반), 단측	18,298	55,968	116,898	22,753,232	18,852,847
G097 복강경을 이용한 서혜 및 대퇴부 탈장수술(장관절제 미동반), 양측	2,464	5,340	12,105	6,474,416	5,743,395
G098 서혜 및 대퇴부 탈장수술(장관절제 미동반), 양측	1,265	4,046	8,116	2,631,679	2,235,583
항문 및 항문주위 수술	248,267	628,043	1,044,999	238,256,878	194,841,568
G102 복수 항문수술	12,276	32,894	54,690	13,442,779	10,996,817
G104 기타 항문수술	60,255	84,175	158,963	43,577,604	36,277,693
G105 원형자동문합기를 이용한 치핵절제술	32,074	106,302	176,073	43,824,796	35,046,641
G106 주요 항문수술	143,662	404,672	655,273	137,411,700	112,520,417
자궁 및 자궁부속기 수술	101,811	513,283	888,645	294,918,161	236,816,020
N041 복강경을 이용한 자궁적출술(악성종양 제외)	22,137	123,833	215,780	78,677,561	63,120,572
N042 기타 자궁적출술(악성종양 제외)	9,185	63,921	102,767	25,336,044	20,276,687
N045* 복강경을 이용한 기타 자궁 수술(악성종양 제외)	22,405	108,219	181,761	67,373,473	54,083,705
N046* 복강경을 이용한 자궁부속기 수술(악성종양 제외)	32,510	157,679	274,921	93,134,794	74,684,410
N047* 기타 자궁 수술(악성종양 제외)	11,095	39,084	78,975	20,067,017	16,296,595
N048* 자궁부속기 수술(악성종양 제외)	4,479	20,547	34,441	10,329,272	8,354,050
제왕절개분만	152,510	964,419	1,289,298	318,479,145	296,947,831
O016 제왕절개분만(단태아)	146,354	927,029	1,226,875	303,620,304	283,091,808
O017 제왕절개분만(다태아)	6,156	37,390	62,423	14,858,841	13,856,023

주 : 1) 심사결정기준

2) *:2013.7월 종합병원 이상 당연적용되면서 질병군 분류번호 세분화

요양급여비용 심사실적(계)

Diagnosis Related Group(Total)

(단위 : 건, 일, 원)

Unit : Claim, Day, KRW

건 당 일 수 Days per Claim		건 당 요양급여비용 Medical Expenses per claim	건 당 급 여 비 Benefit per claim	일 당 요 양 급 여 비 용 Medical Expenses per day		DRG Code
내 원 Visit	요 양 Reimbursed			내 원 Visit	요 양 Reimbursed	
2.73	4.36	1,391,645	1,162,074	510,260	319,226	Total
1.04	1.59	924,705	741,553	888,658	580,454	Lens procedures
1.03	1.56	917,321	735,608	890,965	586,322	Lens procedures with small incision, unilateral C051
2.55	5.63	2,112,915	1,696,745	827,509	375,228	Lens procedures with small incision, bilateral C052
1.10	1.68	832,404	667,639	753,757	495,375	Lens procedures with large incision, unilateral C053
1.99	3.77	1,748,028	1,446,485	880,213	463,097	Lens procedures with large incision, bilateral C054
2.94	7.62	1,113,363	985,072	378,671	146,201	Tonsillectomy and Adenoidectomy
2.94	7.62	1,113,363	985,072	378,671	146,201	Tonsillectomy and Adenoidectomy D111
4.91	8.20	2,763,217	2,268,821	563,304	336,865	Appendectomy
8.44	11.52	2,580,668	2,055,855	305,821	223,973	Appendectomy with complicated principal diagnosis G081
5.53	8.26	1,851,711	1,510,539	334,860	224,195	Appendectomy without complicated principal diagnosis G082
5.85	9.27	3,091,231	2,520,071	528,852	333,485	Laparoscopic appendectomy with complicated principal diagnosis G083
4.34	7.62	2,666,948	2,200,304	613,849	350,008	Laparoscopic appendectomy without complicated principal diagnosis G084
2.96	6.36	1,654,812	1,381,510	558,722	260,284	Inguinal and Femoral hernia procedures
2.95	6.66	2,123,925	1,749,213	719,966	319,086	Inguinal and femoral hernia procedures, unilateral, Laparoscopy G095
3.06	6.39	1,243,482	1,030,323	406,540	194,642	Inguinal and femoral hernia procedures, unilateral G096
2.17	4.91	2,627,604	2,330,923	1,212,437	534,855	Inguinal and femoral hernia procedures, bilateral, Laparoscopy G097
3.20	6.42	2,080,379	1,767,259	650,440	324,258	Inguinal and femoral hernia procedures, bilateral G098
2.53	4.21	959,680	784,807	379,364	227,997	Anal and Perianal procedures
2.68	4.46	1,095,046	895,798	408,670	245,800	Multiple anal procedures G102
1.40	2.64	723,220	602,069	517,702	274,137	Other anal procedures G104
3.31	5.49	1,366,365	1,092,681	412,267	248,901	Circular Stapled Hemorrhoidectomy G105
2.82	4.56	956,493	783,230	339,563	209,701	Major anal procedures G106
5.04	8.73	2,896,722	2,326,036	574,572	331,874	Uterine and adnexal procedures for non-malignancy
5.59	9.75	3,554,120	2,851,361	635,352	364,619	Laparoscopic hysterectomy for non-malignancy N041
6.96	11.19	2,758,415	2,207,587	396,365	246,539	Other hysterectomy for non-malignancy N042
4.83	8.11	3,007,073	2,413,912	622,566	370,671	Laparoscopic other uterine procedures for non-malignancy N045*
4.85	8.46	2,864,804	2,297,275	590,661	338,769	Laparoscopic adnexa procedures for non-malignancy N046*
3.52	7.12	1,808,654	1,468,823	513,433	254,093	Other uterine procedures for non-malignancy N047*
4.59	7.69	2,306,156	1,865,160	502,714	299,912	Adnexa procedures for non-malignancy N048*
6.32	8.45	2,088,251	1,947,071	330,229	247,017	Cesarean section delivery
6.33		2,074,561	1,934,295	327,520	247,475	Cesarean section delivery(Single baby) O016
6.07	10.14	2,413,717	2,250,816	397,401	238,035	Cesarean section delivery(Multiple) O017

Note : 1) According to the review result

2) * : Disease code became more specified from July 2013 as the program became mandatory to hospital and clinic

제Ⅳ-10-1표
Table IV-10-1

질병군 세부 분류별 요양급여
Detailed Review Records by

질 병 군 분 류 기 호	청 구 건 수 Claims	일 수 Number of Days		요 양 급 여 비 용 (천 원) Medical Expenses(KRW 1,000)	
		내 원 Visit	요 양 Reimbursed	계 Total	급 여 비 Benefit
계	112,515	378,844	934,788	261,788,956	218,295,131
수정체 수술	37,163	43,680	181,293	49,509,863	39,721,855
C051 수정체 소절개 수술(유리체 절제술 유무와 무관), 단안	36,067	41,225	175,583	47,291,007	37,933,274
C052 수정체 소절개 수술(유리체 절제술 유무와 무관), 양안	595	1,626	3,230	1,608,879	1,295,120
C053 수정체 대절개 수술(유리체 절제술 유무와 무관), 단안	475	766	2,326	553,618	445,110
C054 수정체 대절개 수술(유리체 절제술 유무와 무관), 양안	26	63	154	56,358	48,352
편도 및 아데노이드 절제술	12,060	35,750	117,984	16,173,156	14,426,904
D111 편도 및 아데노이드 절제술	12,060	35,750	117,984	16,173,156	14,426,904
충수절제술	9,458	43,604	82,403	32,618,999	27,066,181
G081 복잡한 주진단에 의한 충수 절제술	124	1,020	1,648	457,177	368,916
G082 복잡한 주진단이 없는 충수 절제술	108	552	1,036	292,722	243,613
G083 복강경을 이용한 복잡한 주진단에 의한 충수절제술	2,477	14,892	26,237	9,652,258	7,986,794
G084 복강경을 이용한 복잡한 주진단이 없는 충수절제술	6,749	27,140	53,482	22,216,842	18,466,857
서혜 및 대퇴부 탈장 수술	7,501	20,702	48,572	15,279,510	13,072,615
G095 복강경을 이용한 서혜 및 대퇴부 탈장수술(장관절제 미동반), 단측	2,822	7,842	19,920	6,740,912	5,616,678
G096 서혜 및 대퇴부 탈장 수술(장관절제 미동반), 단측	3,420	9,693	21,725	5,084,895	4,371,255
G097 복강경을 이용한 서혜 및 대퇴부 탈장수술(장관절제 미동반), 양측	800	1,760	4,187	2,411,065	2,160,915
G098 서혜 및 대퇴부 탈장수술(장관절제 미동반), 양측	459	1,407	2,740	1,042,638	923,768
항문 및 항문주위 수술	2,493	9,530	25,870	3,849,565	3,144,905
G102 복수 항문수술	69	333	722	137,509	112,483
G104 기타 항문수술	433	1,648	4,114	608,539	501,828
G105 원형자동문합기를 이용한 치핵절제술	278	977	2,881	520,520	414,276
G106 주요 항문수술	1,713	6,572	18,153	2,582,997	2,116,317
자궁 및 자궁부속기 수술	30,987	153,172	317,941	107,000,351	85,967,677
N041 복강경을 이용한 자궁적출술(악성종양 제외)	7,879	40,900	84,899	32,327,747	25,983,474
N042 기타 자궁적출술(악성종양 제외)	3,102	20,430	40,197	10,501,842	8,430,615
N045* 복강경을 이용한 기타 자궁 수술(악성종양 제외)	4,675	21,771	47,292	16,276,683	13,093,835
N046* 복강경을 이용한 자궁부속기 수술(악성종양 제외)	11,503	52,176	106,237	37,698,164	30,276,955
N047* 기타 자궁 수술(악성종양 제외)	2,813	11,234	27,259	6,684,683	5,374,091
N048* 자궁부속기 수술(악성종양 제외)	1,015	6,661	12,057	3,511,231	2,808,707
제왕절개분만	12,853	72,406	160,725	37,357,513	34,894,995
O016 제왕절개분만(단태아)	10,754	60,657	133,321	31,111,789	29,064,056
O017 제왕절개분만(다태아)	2,099	11,749	27,404	6,245,724	5,830,938

주 : 1) 심사결정기준
2) *:2013.7월 종합병원 이상 당연적용되면서 질병군 분류번호 세분화

비용 심사실적(상급종합병원)

Diagnosis Related Group(Tertiary hospital)

(단위 : 건, 일, 원)

Unit : Claim, Day, KRW

건 당 일 수 Days per Claim		건 당 요양급여비용 Medical Expenses per claim	건 당 급 여 비 Benefit per claim	일 당 요 양 급 여 비 용 Medical Expenses per day		DRG Code
내 원 Visit	요 양 Reimbursed			내 원 Visit	요 양 Reimbursed	
3.37	8.31	2,326,703	1,940,142	691,020	280,052	Total
1.18	4.88	1,332,235	1,068,855	1,133,468	273,093	Lens procedures
1.14	4.87	1,311,199	1,051,745	1,147,144	269,337	Lens procedures with small incision, unilateral C051
2.73	5.43	2,703,999	2,176,671	989,471	498,105	Lens procedures with small incision, bilateral C052
1.61	4.90	1,165,511	937,074	722,739	238,013	Lens procedures with large incision, unilateral C053
2.42	5.92	2,167,630	1,859,675	894,577	365,964	Lens procedures with large incision, bilateral C054
2.96	9.78	1,341,058	1,196,261	452,396	137,079	Tonsillectomy and Adenoidectomy
2.96	9.78	1,341,058	1,196,261	452,396	137,079	Tonsillectomy and Adenoidectomy D111
4.61	8.71	3,448,826	2,861,723	748,074	395,847	Appendectomy
8.23	13.29	3,686,907	2,975,133	448,212	277,413	Appendectomy with complicated principal diagnosis G081
5.11	9.59	2,710,390	2,255,679	530,294	282,550	Appendectomy without complicated principal diagnosis G082
6.01	10.59	3,896,753	3,224,382	648,151	367,887	Laparoscopic appendectomy with complicated principal diagnosis G083
4.02	7.92	3,291,872	2,736,236	818,601	415,408	Laparoscopic appendectomy without complicated principal diagnosis G084
2.76	6.48	2,036,996	1,742,783	738,069	314,574	Inguinal and Femoral hernia procedures
2.78	7.06	2,388,700	1,990,318	859,591	338,399	Inguinal and femoral hernia procedures, unilateral, Laparoscopy G095
2.83	6.35	1,486,811	1,278,145	524,595	234,057	Inguinal and femoral hernia procedures, unilateral G096
2.20	5.23	3,013,831	2,701,143	1,369,923	575,845	Inguinal and femoral hernia procedures, bilateral, Laparoscopy G097
3.07	5.97	2,271,542	2,012,566	741,036	380,525	Inguinal and femoral hernia procedures, bilateral G098
3.82	10.38	1,544,149	1,261,494	403,942	148,804	Anal and Perianal procedures
4.83	10.46	1,992,885	1,630,189	412,940	190,456	Multiple anal procedures G102
3.81	9.50	1,405,401	1,158,957	369,259	147,919	Other anal procedures G104
3.51	10.36	1,872,374	1,490,202	532,774	180,673	Circular Stapled Hemorrhoidectomy G105
3.84	10.60	1,507,879	1,235,445	393,031	142,290	Major anal procedures G106
4.94	10.26	3,453,072	2,774,314	698,563	336,542	Uterine and adnexal procedures for non-malignancy
5.19	10.78	4,103,027	3,297,814	790,409	380,779	Laparoscopic hysterectomy for non-malignancy N041
6.59	12.96	3,385,507	2,717,800	514,040	261,259	Other hysterectomy for non-malignancy N042
4.66	10.12	3,481,644	2,800,820	747,631	344,174	Laparoscopic other uterine procedures for non-malignancy N045*
4.54	9.24	3,277,246	2,632,092	722,519	354,850	Laparoscopic adnexa procedures for non-malignancy N046*
3.99	9.69	2,376,354	1,910,448	595,040	245,228	Other uterine procedures for non-malignancy N047*
6.56	11.88	3,459,341	2,767,199	527,133	291,219	Adnexa procedures for non-malignancy N048*
5.63	12.50	2,906,521	2,714,930	515,945	232,431	Cesarean section delivery
5.64		2,893,043	2,702,628	512,913	233,360	Cesarean section delivery(Single baby) O016
5.60	13.06	2,975,571	2,777,960	531,596	227,913	Cesarean section delivery(Multiple) O017

Note : 1) According to the review result

2) * : Disease code became more specified from July 2013 as the program became mandatory to hospital and clinic

제Ⅳ-10-2표
Table Ⅳ-10-2

질병군 세부 분류별 요양급여
Detailed Review Records by

질 병 군 분 류 기 호	청 구 건 수 Claims	일 수 Number of Days		요 양 급 여 비 용 (천 원) Medical Expenses(KRW 1,000)	
		내 원 Visit	요 양 Reimbursed	계 Total	급 여 비 Benefit
계	166,567	718,641	1,305,624	359,959,705	296,072,600
수정체 수술	26,570	35,719	104,790	32,288,065	25,823,418
C051 수정체 조절개 수술(유리체 절제술 유무와 무관), 단안	24,661	30,666	91,094	28,358,346	22,678,748
C052 수정체 조절개 수술(유리체 절제술 유무와 무관), 양안	1,600	4,606	12,577	3,618,381	2,896,753
C053 수정체 대절개 수술(유리체 절제술 유무와 무관), 단안	299	423	1,068	293,416	233,617
C054 수정체 대절개 수술(유리체 절제술 유무와 무관), 양안	10	24	51	17,921	14,301
편도 및 아데노이드 절제술	10,859	35,240	89,443	12,050,085	10,578,125
D111 편도 및 아데노이드 절제술	10,859	35,240	89,443	12,050,085	10,578,125
충수절제술	49,778	247,797	410,248	136,046,100	111,509,086
G081 복잡한 주진단에 의한 충수 절제술	1,006	8,675	11,725	2,627,950	2,087,170
G082 복잡한 주진단이 없는 충수 절제술	1,313	7,256	11,056	2,538,733	2,073,460
G083 복강경을 이용한 복잡한 주진단에 의한 충수절제술	14,652	86,997	135,839	44,868,118	36,473,555
G084 복강경을 이용한 복잡한 주진단이 없는 충수절제술	32,807	144,869	251,628	86,011,298	70,874,903
서혜 및 대퇴부 탈장 수술	13,243	47,809	96,091	22,407,013	18,208,436
G095 복강경을 이용한 서혜 및 대퇴부 탈장수술(장관절제 미동반), 단측	4,727	15,685	33,367	9,856,497	7,955,795
G096 서혜 및 대퇴부 탈장 수술(장관절제 미동반), 단측	7,493	28,335	55,279	10,104,229	8,244,672
G097 복강경을 이용한 서혜 및 대퇴부 탈장수술(장관절제 미동반), 양측	585	2,030	4,099	1,517,685	1,243,585
G098 서혜 및 대퇴부 탈장수술(장관절제 미동반), 양측	438	1,759	3,346	928,601	764,384
항문 및 항문주위 수술	15,827	58,481	132,965	20,243,259	16,147,044
G102 복수 항문수술	399	1,530	3,442	561,837	450,568
G104 기타 항문수술	2,738	8,900	21,158	2,721,328	2,181,379
G105 원형자동문합기를 이용한 치핵절제술	4,905	17,407	41,967	7,699,857	6,119,444
G106 주요 항문수술	7,785	30,644	66,398	9,260,237	7,395,653
자궁 및 자궁부속기 수술	35,426	197,324	330,610	103,043,771	82,367,585
N041 복강경을 이용한 자궁적출술(악성종양 제외)	8,642	50,208	84,206	29,461,934	23,587,822
N042 기타 자궁적출술(악성종양 제외)	3,310	24,056	37,110	8,960,741	7,142,843
N045* 복강경을 이용한 기타 자궁 수술(악성종양 제외)	7,366	41,375	68,097	22,743,820	18,118,289
N046* 복강경을 이용한 자궁부속기 수술(악성종양 제외)	11,890	61,848	104,985	33,133,050	26,493,623
N047* 기타 자궁 수술(악성종양 제외)	3,302	13,185	25,849	6,132,829	4,952,552
N048* 자궁부속기 수술(악성종양 제외)	916	6,652	10,363	2,611,398	2,072,456
제왕절개분만	14,864	96,271	141,477	33,881,412	31,438,905
O016 제왕절개분만(단태아)	13,329	86,416	126,505	30,315,111	28,123,201
O017 제왕절개분만(다태아)	1,535	9,855	14,972	3,566,301	3,315,705

주 : 1) 심사결정기준
2) *:2013.7월 종합병원 이상 당연적용되면서 질병군 분류번호 세분화

비용 심사실적(종합병원)

Diagnosis Related Group(General hospital)

(단위 : 건, 일, 원)
Unit : Claim, Day, KRW

건 당 일 수 Days per Claim		건 당 요양급여비용 Medical Expenses per claim	건 당 급 여 비 Benefit per claim	일 당 요 양 급 여 비 용 Medical Expenses per day		DRG Code
내 원 Visit	요 양 Reimbursed			내 원 Visit	요 양 Reimbursed	
4.31	7.84	2,161,051	1,777,499	500,889	275,699	Total
1.34	3.94	1,215,208	971,901	903,947	308,122	Lens procedures
1.24	3.69	1,149,927	919,620	924,749	311,309	Lens procedures with small incision, unilateral C051
2.88	7.86	2,261,488	1,810,471	785,580	287,698	Lens procedures with small incision, bilateral C052
1.41	3.57	981,326	781,326	693,656	274,734	Lens procedures with large incision, unilateral C053
2.40	5.10	1,792,088	1,430,119	746,703	351,390	Lens procedures with large incision, bilateral C054
3.25	8.24	1,109,686	974,134	341,943	134,724	Tonsillectomy and Adenoidectomy
3.25	8.24	1,109,686	974,134	341,943	134,724	Tonsillectomy and Adenoidectomy D111
4.98	8.24	2,733,057	2,240,128	549,022	331,619	Appendectomy
8.62	11.66	2,612,276	2,074,721	302,934	224,132	Appendectomy with complicated principal diagnosis G081
5.53	8.42	1,933,537	1,579,177	349,881	229,625	Appendectomy without complicated principal diagnosis G082
5.94	9.27	3,062,252	2,489,323	515,743	330,304	Laparoscopic appendectomy with complicated principal diagnosis G083
4.42	7.67	2,621,736	2,160,359	593,718	341,819	Laparoscopic appendectomy without complicated principal diagnosis G084
3.61	7.26	1,691,989	1,374,948	468,678	233,185	Inguinal and Femoral hernia procedures
3.32	7.06	2,085,149	1,683,054	628,403	295,397	Inguinal and femoral hernia procedures, unilateral, Laparoscopy G095
3.78	7.38	1,348,489	1,100,317	356,599	182,786	Inguinal and femoral hernia procedures, unilateral G096
3.47	7.01	2,594,333	2,125,786	747,628	370,257	Inguinal and femoral hernia procedures, bilateral, Laparoscopy G097
4.02	7.64	2,120,095	1,745,169	527,914	277,526	Inguinal and femoral hernia procedures, bilateral G098
3.70	8.40	1,279,033	1,020,221	346,151	152,245	Anal and Perianal procedures
3.83	8.63	1,408,113	1,129,244	367,214	163,230	Multiple anal procedures G102
3.25	7.73	993,911	796,705	305,767	128,619	Other anal procedures G104
3.55	8.56	1,569,798	1,247,593	442,343	183,474	Circular Stapled Hemorrhoidectomy G105
3.94	8.53	1,189,497	949,987	302,188	139,466	Major anal procedures G106
5.57	9.33	2,908,705	2,325,060	522,206	311,678	Uterine and adnexal procedures for non-malignancy
5.81	9.74	3,409,157	2,729,440	586,798	349,879	Laparoscopic hysterectomy for non-malignancy N041
7.27	11.21	2,707,172	2,157,959	372,495	241,464	Other hysterectomy for non-malignancy N042
5.62	9.24	3,087,676	2,459,719	549,700	333,992	Laparoscopic other uterine procedures for non-malignancy N045*
5.20	8.83	2,786,632	2,228,227	535,717	315,598	Laparoscopic adnexa procedures for non-malignancy N046*
3.99	7.83	1,857,307	1,499,864	465,137	237,256	Other uterine procedures for non-malignancy N047*
7.26	11.31	2,850,871	2,262,506	392,573	251,992	Adnexa procedures for non-malignancy N048*
6.48	9.52	2,279,428	2,115,104	351,938	239,484	Cesarean section delivery
6.48		2,274,372	2,109,926	350,804	239,636	Cesarean section delivery(Single baby) O016
6.42	9.75	2,323,323	2,160,068	361,877	238,198	Cesarean section delivery(Multiple) O017

Note : 1) According to the review result

2) * : Disease code became more specified from July 2013 as the program became mandatory to hospital and clinic

제Ⅳ-10-3표
Table IV-10-3

질병군 세부 분류별 요양급여
Detailed Review Records by

질 병 군 분 류 기 호	청 구 건 수 Claims	일 수 Number of Days		요 양 급 여 비 용 (천 원) Medical Expenses(KRW 1,000)	
		내 원 Visit	요 양 Reimbursed	계 Total	급 여 비 Benefit
계	247,349	946,491	1,420,389	374,592,689	321,734,554
수정체 수술	54,741	59,244	106,975	50,922,811	40,794,369
C051 수정체 조절개 수술(유리체 절제술 유무와 무관), 단안	54,011	57,542	103,815	49,776,628	39,875,346
C052 수정체 조절개 수술(유리체 절제술 유무와 무관), 양안	565	1,483	2,725	1,003,929	805,618
C053 수정체 대절개 수술(유리체 절제술 유무와 무관), 단안	156	191	398	128,854	102,869
C054 수정체 대절개 수술(유리체 절제술 유무와 무관), 양안	9	28	37	13,400	10,537
편도 및 아데노이드 절제술	4,431	14,042	28,670	4,113,814	3,619,035
D111 편도 및 아데노이드 절제술	4,431	14,042	28,670	4,113,814	3,619,035
충수절제술	10,952	55,047	89,944	26,743,081	21,852,650
G081 복잡한 주진단에 의한 충수 절제술	260	2,224	3,038	563,963	447,345
G082 복잡한 주진단이 없는 충수 절제술	578	3,369	5,183	929,293	751,511
G083 복강경을 이용한 복잡한 주진단에 의한 충수절제술	3,562	19,939	31,459	9,847,392	8,004,122
G084 복강경을 이용한 복잡한 주진단이 없는 충수절제술	6,552	29,515	50,264	15,402,434	12,649,673
서혜 및 대퇴부 탈장 수술	8,475	19,227	47,818	11,912,371	10,167,378
G095 복강경을 이용한 서혜 및 대퇴부 탈장수술(장관절제 미동반), 단측	1,948	4,507	10,444	3,691,653	3,141,716
G096 서혜 및 대퇴부 탈장 수술(장관절제 미동반), 단측	5,226	12,608	31,992	5,275,172	4,354,134
G097 복강경을 이용한 서혜 및 대퇴부 탈장수술(장관절제 미동반), 양측	1,026	1,399	3,604	2,434,699	2,248,618
G098 서혜 및 대퇴부 탈장수술(장관절제 미동반), 양측	275	713	1,778	510,847	422,910
항문 및 항문주위 수술	69,221	202,344	375,832	70,613,661	57,230,123
G102 복수 항문수술	3,213	10,646	22,395	3,558,289	2,872,514
G104 기타 항문수술	13,231	20,745	47,373	10,570,221	8,766,855
G105 원형자동문합기를 이용한 치핵절제술	14,106	53,232	80,425	19,274,268	15,297,687
G106 주요 항문수술	38,671	117,721	225,639	37,210,882	30,293,067
자궁 및 자궁부속기 수술	25,553	123,878	184,150	64,041,605	51,603,322
N041 복강경을 이용한 자궁적출술(악성종양 제외)	4,515	26,312	37,751	13,715,721	11,003,706
N042 기타 자궁적출술(악성종양 제외)	1,945	13,555	18,305	4,175,202	3,344,757
N045* 복강경을 이용한 기타 자궁 수술(악성종양 제외)	7,559	35,819	52,620	21,555,399	17,368,194
N046* 복강경을 이용한 자궁부속기 수술(악성종양 제외)	7,121	34,594	51,249	17,686,066	14,198,510
N047* 기타 자궁 수술(악성종양 제외)	3,340	9,809	18,055	4,949,031	4,081,707
N048* 자궁부속기 수술(악성종양 제외)	1,073	3,789	6,170	1,960,185	1,606,448
제왕절개분만	73,976	472,709	587,000	146,245,347	136,467,677
O016 제왕절개분만(단태아)	72,176	461,431	572,500	142,653,938	133,116,021
O017 제왕절개분만(다태아)	1,800	11,278	14,500	3,591,409	3,351,656

주 : 1) 심사결정기준
2) *:2013.7월 종합병원 이상 당연적용되면서 질병군 분류번호 세분화

비용 심사실적(병원)

Diagnosis Related Group(Hospital)

(단위 : 건, 일, 원)

Unit : Claim, Day, KRW

건 당 일 수 Days per Claim		건 당 요양급여비용 Medical Expenses per claim	건 당 급 여 비 Benefit per claim	일 당 요 양 급 여 비 용 Medical Expenses per day		DRG Code
내 원 Visit	요 양 Reimbursed			내 원 Visit	요 양 Reimbursed	
3.83	5.74	1,514,430	1,300,731	395,770	263,725	Total
1.08	1.95	930,250	745,225	859,544	476,025	Lens procedures
1.07	1.92	921,602	738,282	865,049	479,474	Lens procedures with small incision, unilateral C051
2.62	4.82	1,776,866	1,425,872	676,958	368,414	Lens procedures with small incision, bilateral C052
1.22	2.55	825,988	659,414	674,629	323,754	Lens procedures with large incision, unilateral C053
3.11	4.11	1,488,843	1,170,746	478,557	362,151	Lens procedures with large incision, bilateral C054
3.17	6.47	928,417	816,754	292,965	143,488	Tonsillectomy and Adenoidectomy
3.17	6.47	928,417	816,754	292,965	143,488	Tonsillectomy and Adenoidectomy D111
5.03	8.21	2,441,844	1,995,311	485,823	297,330	Appendectomy
8.55	11.68	2,169,089	1,720,556	253,581	185,636	Appendectomy with complicated principal diagnosis G081
5.83	8.97	1,607,773	1,300,192	275,836	179,296	Appendectomy without complicated principal diagnosis G082
5.60	8.83	2,764,568	2,247,086	493,876	313,023	Laparoscopic appendectomy with complicated principal diagnosis G083
4.50	7.67	2,350,799	1,930,658	521,851	306,431	Laparoscopic appendectomy without complicated principal diagnosis G084
2.27	5.64	1,405,589	1,199,691	619,565	249,119	Inguinal and Femoral hernia procedures
2.31	5.36	1,895,099	1,612,790	819,093	353,471	Inguinal and femoral hernia procedures, unilateral, Laparoscopy G095
2.41	6.12	1,009,409	833,168	418,399	164,890	Inguinal and femoral hernia procedures, unilateral G096
1.36	3.51	2,373,001	2,191,636	1,740,314	675,555	Inguinal and femoral hernia procedures, bilateral, Laparoscopy G097
2.59	6.47	1,857,624	1,537,856	716,475	287,315	Inguinal and femoral hernia procedures, bilateral G098
2.92	5.43	1,020,119	826,774	348,978	187,886	Anal and Perianal procedures
3.31	6.97	1,107,466	894,029	334,237	158,888	Multiple anal procedures G102
1.57	3.58	798,898	662,600	509,531	223,128	Other anal procedures G104
3.77	5.70	1,366,388	1,084,481	362,080	239,655	Circular Stapled Hemorrhoidectomy G105
3.04	5.83	962,243	783,354	316,094	164,913	Major anal procedures G106
4.85	7.21	2,506,226	2,019,462	516,973	347,769	Uterine and adnexal procedures for non-malignancy
5.83	8.36	3,037,812	2,437,144	521,272	363,321	Laparoscopic hysterectomy for non-malignancy N041
6.97	9.41	2,146,633	1,719,669	308,019	228,091	Other hysterectomy for non-malignancy N042
4.74	6.96	2,851,620	2,297,684	601,787	409,643	Laparoscopic other uterine procedures for non-malignancy N045*
4.86	7.20	2,483,649	1,993,893	511,247	345,101	Laparoscopic adnexa procedures for non-malignancy N046*
2.94	5.41	1,481,746	1,222,068	504,540	274,109	Other uterine procedures for non-malignancy N047*
3.53	5.75	1,826,827	1,497,156	517,336	317,696	Adnexa procedures for non-malignancy N048*
6.39	7.94	1,976,930	1,844,756	309,377	249,140	Cesarean section delivery
6.39		1,976,473	1,844,325	309,156	249,177	Cesarean section delivery(Single baby) O016
6.27	8.06	1,995,227	1,862,031	318,444	247,683	Cesarean section delivery(Multiple) O017

Note : 1) According to the review result

2) * : Disease code became more specified from July 2013 as the program became mandatory to hospital and clinic

제Ⅳ-10-4표
Table Ⅳ-10-4

질병군 세부 분류별 요양급여
Detailed Review Records by

질 병 군 분 류 기 호	청 구 건 수 Claims	일 수 Number of Days		요 양 급 여 비 용 (천 원) Medical Expenses(KRW 1,000)	
		내 원 Visit	요 양 Reimbursed	계 Total	급 여 비 Benefit
계	657,017	1,183,669	1,498,363	650,598,316	539,152,198
수정체 수술	421,546	423,282	467,233	366,638,530	294,113,604
C051 수정체 조절개 수술(유리체 절제술 유무와 무관), 단안	416,915	417,948	461,299	362,271,496	290,601,808
C052 수정체 조절개 수술(유리체 절제술 유무와 무관), 양안	858	1,523	1,841	1,413,338	1,141,333
C053 수정체 대절개 수술(유리체 절제술 유무와 무관), 단안	3,747	3,785	4,067	2,917,265	2,340,952
C054 수정체 대절개 수술(유리체 절제술 유무와 무관), 양안	26	26	26	36,431	29,511
편도 및 아데노이드 절제술	7,794	18,298	31,535	6,790,972	5,995,318
D111 편도 및 아데노이드 절제술	7,794	18,298	31,535	6,790,972	5,995,318
충수절제술	3,694	15,971	23,440	8,743,825	7,197,148
G081 복잡한 주진단에 의한 충수 절제술	138	975	1,195	294,171	237,915
G082 복잡한 주진단이 없는 충수 절제술	349	1,807	2,118	587,069	478,162
G083 복강경을 이용한 복잡한 주진단에 의한 충수절제술	895	4,346	6,556	2,359,552	1,933,793
G084 복강경을 이용한 복잡한 주진단이 없는 충수절제술	2,312	8,843	13,571	5,503,033	4,547,277
서혜 및 대퇴부 탈장 수술	2,595	6,488	9,783	3,047,289	2,502,941
G095 복강경을 이용한 서혜 및 대퇴부 탈장수술(장관절제 미동반), 단측	290	838	1,414	497,793	405,356
G096 서혜 및 대퇴부 탈장 수술(장관절제 미동반), 단측	2,159	5,332	7,902	2,288,935	1,882,786
G097 복강경을 이용한 서혜 및 대퇴부 탈장수술(장관절제 미동반), 양측	53	151	215	110,967	90,278
G098 서혜 및 대퇴부 탈장수술(장관절제 미동반), 양측	93	167	252	149,594	124,521
항문 및 항문주위 수술	160,726	357,688	510,332	143,550,393	118,319,498
G102 복수 항문수술	8,595	20,385	28,131	9,185,143	7,561,252
G104 기타 항문수술	43,853	52,882	86,318	29,677,516	24,827,631
G105 원형자동문합기를 이용한 치핵절제술	12,785	34,686	50,800	16,330,151	13,215,234
G106 주요 항문수술	95,493	249,735	345,083	88,357,584	72,715,381
자궁 및 자궁부속기 수술	9,845	38,909	55,944	20,832,433	16,877,436
N041 복강경을 이용한 자궁적출술(악성종양 제외)	1,101	6,413	8,924	3,172,158	2,545,570
N042 기타 자궁적출술(악성종양 제외)	828	5,880	7,155	1,698,259	1,358,472
N045* 복강경을 이용한 기타 자궁 수술(악성종양 제외)	2,805	9,254	13,752	6,797,570	5,503,387
N046* 복강경을 이용한 자궁부속기 수술(악성종양 제외)	1,996	9,061	12,450	4,617,514	3,715,322
N047* 기타 자궁 수술(악성종양 제외)	1,640	4,856	7,812	2,300,474	1,888,244
N048* 자궁부속기 수술(악성종양 제외)	1,475	3,445	5,851	2,246,458	1,866,440
제왕절개분만	50,817	323,033	400,096	100,994,873	94,146,254
O016 제왕절개분만(단태아)	50,095	318,525	394,549	99,539,466	92,788,530
O017 제왕절개분만(다태아)	722	4,508	5,547	1,455,408	1,357,724

주 : 1) 심사결정기준
2) * :2013.7월 종합병원 이상 당연적용되면서 질병군 분류번호 세분화

비용 심사실적(의원)

Diagnosis Related Group(Clinic)

(단위 : 건, 일, 원)
Unit : Claim, Day, KRW

건 당 일 수 Days per Claim		건 당 요양급여비용 Medical Expenses per claim	건 당 급 여 비 Benefit per claim	일 당 요 양 급 여 비 용 Medical Expenses per day		DRG Code
내 원 Visit	요 양 Reimbursed			내 원 Visit	요 양 Reimbursed	
1.80	2.28	990,231	820,606	549,645	434,206	Total
1.00	1.11	869,747	697,702	866,180	784,702	Lens procedures
1.00	1.11	868,934	697,029	866,786	785,329	Lens procedures with small incision, unilateral C051
1.78	2.15	1,647,247	1,330,225	927,996	767,701	Lens procedures with small incision, bilateral C052
1.01	1.09	778,560	624,754	770,744	717,301	Lens procedures with large incision, unilateral C053
1.00	1.00	1,401,199	1,135,037	1,401,199	1,401,199	Lens procedures with large incision, bilateral C054
2.35	4.05	871,308	769,222	371,132	215,347	Tonsillectomy and Adenoidectomy
2.35	4.05	871,308	769,222	371,132	215,347	Tonsillectomy and Adenoidectomy D111
4.32	6.35	2,367,034	1,948,335	547,481	373,030	Appendectomy
7.07	8.66	2,131,673	1,724,025	301,714	246,168	Appendectomy with complicated principal diagnosis G081
5.18	6.07	1,682,147	1,370,093	324,886	277,181	Appendectomy without complicated principal diagnosis G082
4.86	7.33	2,636,371	2,160,662	542,925	359,907	Laparoscopic appendectomy with complicated principal diagnosis G083
3.82	5.87	2,380,204	1,966,815	622,304	405,499	Laparoscopic appendectomy without complicated principal diagnosis G084
2.50	3.77	1,174,293	964,524	469,681	311,488	Inguinal and Femoral hernia procedures
2.89	4.88	1,716,528	1,397,780	594,025	352,046	Inguinal and femoral hernia procedures, unilateral, Laparoscopy G095
2.47	3.66	1,060,183	872,064	429,283	289,665	Inguinal and femoral hernia procedures, unilateral G096
2.85	4.06	2,093,713	1,703,352	734,879	516,125	Inguinal and femoral hernia procedures, bilateral, Laparoscopy G097
1.80	2.71	1,608,536	1,338,936	895,771	593,626	Inguinal and femoral hernia procedures, bilateral G098
2.23	3.18	893,137	736,157	401,329	281,288	Anal and Perianal procedures
2.37	3.27	1,068,661	879,727	450,583	326,513	Multiple anal procedures G102
1.21	1.97	676,750	566,156	561,203	343,816	Other anal procedures G104
2.71	3.97	1,277,290	1,033,651	470,799	321,460	Circular Stapled Hemorrhoidectomy G105
2.62	3.61	925,278	761,473	353,805	256,047	Major anal procedures G106
3.95	5.68	2,116,042	1,714,315	535,414	372,380	Uterine and adnexal procedures for non-malignancy
5.82	8.11	2,881,161	2,312,053	494,645	355,464	Laparoscopic hysterectomy for non-malignancy N041
7.10	8.64	2,051,038	1,640,667	288,820	237,353	Other hysterectomy for non-malignancy N042
3.30	4.90	2,423,376	1,961,992	734,555	494,297	Laparoscopic other uterine procedures for non-malignancy N045*
4.54	6.24	2,313,384	1,861,384	509,603	370,885	Laparoscopic adnexa procedures for non-malignancy N046*
2.96	4.76	1,402,728	1,151,368	473,738	294,479	Other uterine procedures for non-malignancy N047*
2.34	3.97	1,523,023	1,265,383	652,092	383,944	Adnexa procedures for non-malignancy N048*
6.36	7.87	1,987,423	1,852,653	312,646	252,427	Cesarean section delivery
6.36		1,987,014	1,852,251	312,501	252,287	Cesarean section delivery(Single baby) O016
6.24	7.68	2,015,800	1,880,504	322,850	262,377	Cesarean section delivery(Multiple) O017

Note : 1) According to the review result

2) * : Disease code became more specified from July 2013 as the program became mandatory to hospital and clinic

제Ⅳ-11표

Table IV-11

방문일당 약제비 크기별 요양급여

Review Records by the Amount

구 분 Division	청 구 건 수 Claims	일 수 Number of Days		요 양 급 여 비 용 (천 원) Medical Expenses (KRW 1,000)	
		방 문 Visit	투 약 Administration	계 Total	급 여 비 Benefit
계 Total	512,476,661	512,476,661	7,442,647,961	16,455,853,710	11,937,094,885
0 ~ 3,000 원 KRW	50,964	50,964	311,821	59,817	43,875
3,001 ~ 4,000	4,473	4,473	29,997	15,597	11,174
4,001 ~ 5,000	488,884	488,884	849,889	2,349,648	1,729,817
5,001 ~ 6,000	5,535,331	5,535,331	9,661,778	31,196,152	23,209,759
6,001 ~ 7,000	18,349,568	18,349,568	44,929,434	120,654,678	90,927,284
7,001 ~ 8,000	31,000,507	31,000,507	89,021,606	233,506,955	176,920,059
8,001 ~ 9,000	38,117,107	38,117,107	118,251,256	324,626,178	247,480,799
9,001 ~ 10,000	41,970,909	41,970,909	140,201,403	399,174,739	307,767,410
10,001 ~ 12,000	68,183,209	68,183,209	257,005,610	747,865,489	552,842,849
12,001 ~ 14,000	52,679,539	52,679,539	246,239,825	682,708,535	492,236,698
14,001 ~ 16,000	37,660,543	37,660,543	210,353,757	562,886,364	403,918,237
16,001 ~ 18,000	26,893,378	26,893,378	209,532,938	455,383,427	325,393,937
18,001 ~ 20,000	18,669,860	18,669,860	178,280,680	353,819,952	252,239,409
20,001 ~ 25,000	30,670,762	30,670,762	424,944,796	683,410,175	485,679,913
25,001 ~ 30,000	20,484,762	20,484,762	380,262,135	560,010,477	396,324,241
30,001 ~ 35,000	14,852,544	14,852,544	334,457,981	480,890,234	339,643,339
35,001 ~ 40,000	12,302,678	12,302,678	341,572,207	459,390,689	324,098,059
40,001 ~ 45,000	10,443,527	10,443,527	308,460,019	443,380,960	312,861,158
45,001 ~ 50,000	8,722,703	8,722,703	273,579,473	414,322,816	292,170,585
50,001 ~ 55,000	7,491,554	7,491,554	253,388,584	393,244,897	277,119,921
55,001 ~ 60,000	6,684,044	6,684,044	247,838,476	384,055,826	270,694,665
60,001 ~ 65,000	5,838,762	5,838,762	226,675,814	364,663,626	257,072,574
65,001 ~ 70,000	4,981,386	4,981,386	194,298,074	335,905,253	236,900,798
70,001 ~ 75,000	4,507,395	4,507,395	183,836,176	326,713,306	230,555,665
75,001 ~ 80,000	4,092,208	4,092,208	182,051,941	317,047,747	223,438,217
80,001 ~ 85,000	3,548,963	3,548,963	158,671,979	292,608,460	206,436,911
85,001 ~ 90,000	3,170,342	3,170,342	144,497,016	277,362,859	195,714,742
90,001 ~ 95,000	2,797,988	2,797,988	129,013,252	258,644,722	182,508,346
95,001 ~ 100,000	2,525,290	2,525,290	118,406,946	246,095,091	173,722,354
100,001 이상 and over	29,757,481	29,757,481	2,036,023,098	6,303,859,041	4,657,432,087

주 : 1) 심사결정기준

2) 약국 처방조제 명세서 상의 방문일당 약제비의 <계>와 처방전발행기관종별 실적의 <합>이 다를 수 있음

비용 심사실적(처방조제) (계)

of Drug cost per visit(Prescription) (Total)

(단위 : 건, 일, 원)
Unit : Claim, Day, KRW

건 당 일 수 Days per claim		건 당 요양급여비용 Medical Expenses per claim	건 당 급 여 비 Benefit per claim	일 당 요 양 급 여 비 용 Medical Expenses per day		일 당 급 여 비 Benefit per day	
방 문 Visit	투 약 Administration			방 문 Visit	투 약 Administration	방 문 Visit	투 약 Administration
1.00	14.52	32,110	23,293	32,110	2,211	23,293	1,604
1.00	6.12	1,174	861	1,174	192	861	141
1.00	6.71	3,487	2,498	3,487	520	2,498	373
1.00	1.74	4,806	3,538	4,806	2,765	3,538	2,035
1.00	1.75	5,636	4,193	5,636	3,229	4,193	2,402
1.00	2.45	6,575	4,955	6,575	2,685	4,955	2,024
1.00	2.87	7,532	5,707	7,532	2,623	5,707	1,987
1.00	3.10	8,517	6,493	8,517	2,745	6,493	2,093
1.00	3.34	9,511	7,333	9,511	2,847	7,333	2,195
1.00	3.77	10,968	8,108	10,968	2,910	8,108	2,151
1.00	4.67	12,960	9,344	12,960	2,773	9,344	1,999
1.00	5.59	14,946	10,725	14,946	2,676	10,725	1,920
1.00	7.79	16,933	12,099	16,933	2,173	12,099	1,553
1.00	9.55	18,951	13,511	18,951	1,985	13,511	1,415
1.00	13.86	22,282	15,835	22,282	1,608	15,835	1,143
1.00	18.56	27,338	19,347	27,338	1,473	19,347	1,042
1.00	22.52	32,378	22,868	32,378	1,438	22,868	1,016
1.00	27.76	37,341	26,344	37,341	1,345	26,344	949
1.00	29.54	42,455	29,957	42,455	1,437	29,957	1,014
1.00	31.36	47,499	33,495	47,499	1,514	33,495	1,068
1.00	33.82	52,492	36,991	52,492	1,552	36,991	1,094
1.00	37.08	57,459	40,499	57,459	1,550	40,499	1,092
1.00	38.82	62,456	44,029	62,456	1,609	44,029	1,134
1.00	39.00	67,432	47,557	67,432	1,729	47,557	1,219
1.00	40.79	72,484	51,151	72,484	1,777	51,151	1,254
1.00	44.49	77,476	54,601	77,476	1,742	54,601	1,227
1.00	44.71	82,449	58,168	82,449	1,844	58,168	1,301
1.00	45.58	87,487	61,733	87,487	1,920	61,733	1,354
1.00	46.11	92,440	65,228	92,440	2,005	65,228	1,415
1.00	46.89	97,452	68,793	97,452	2,078	68,793	1,467
1.00	68.42	211,841	156,513	211,841	3,096	156,513	2,288

Note : 1) According to the review result
2) Sum of daily prescription and dispensing fees at pharmacies and the sum of prescribed fees may not coincide

제Ⅳ-11-1표
Table IV-11-1

방문일당 약제비 크기별 요양급여
Review Records by the Amount

구 분 Division	청 구 건 수 Claims	일 수 Number of Days		요 양 급 여 비 용 (천 원) Medical Expenses (KRW 1,000)	
		방 문 Visit	투 약 Administration	계 Total	급 여 비 Benefit
계 Total	17,018,235	17,018,235	1,101,882,615	2,651,465,449	2,049,494,590
0 ~ 3,000 원 KRW	5,841	5,841	70,373	2,991	2,295
3,001 ~ 4,000	95	95	1,771	329	249
4,001 ~ 5,000	37,050	37,050	165,683	174,250	132,672
5,001 ~ 6,000	73,588	73,588	135,442	411,269	320,312
6,001 ~ 7,000	151,311	151,311	486,536	989,625	761,499
7,001 ~ 8,000	187,961	187,961	767,242	1,413,835	1,097,514
8,001 ~ 9,000	208,329	208,329	1,037,290	1,767,727	1,372,781
9,001 ~ 10,000	194,468	194,468	1,236,009	1,850,323	1,431,868
10,001 ~ 12,000	446,727	446,727	4,071,652	4,909,240	3,718,129
12,001 ~ 14,000	418,165	418,165	5,156,107	5,446,243	4,015,227
14,001 ~ 16,000	428,619	428,619	7,246,709	6,444,936	4,690,399
16,001 ~ 18,000	430,841	430,841	11,789,838	7,303,015	5,339,542
18,001 ~ 20,000	403,965	403,965	13,584,700	7,671,824	5,625,148
20,001 ~ 25,000	966,266	966,266	45,566,591	21,629,731	15,930,896
25,001 ~ 30,000	797,228	797,228	42,377,813	21,862,978	15,971,130
30,001 ~ 35,000	653,892	653,892	30,899,879	21,165,803	15,442,102
35,001 ~ 40,000	553,786	553,786	23,852,145	20,706,900	15,069,798
40,001 ~ 45,000	499,648	499,648	23,570,954	21,208,043	15,552,069
45,001 ~ 50,000	449,683	449,683	21,662,519	21,346,970	15,560,289
50,001 ~ 55,000	401,542	401,542	18,577,002	21,055,368	15,330,192
55,001 ~ 60,000	359,593	359,593	19,241,534	20,676,879	15,121,230
60,001 ~ 65,000	349,925	349,925	19,377,313	21,862,469	16,006,268
65,001 ~ 70,000	308,649	308,649	17,122,858	20,823,970	15,249,205
70,001 ~ 75,000	307,600	307,600	18,308,267	22,319,618	16,432,433
75,001 ~ 80,000	282,425	282,425	17,543,873	21,886,671	16,012,897
80,001 ~ 85,000	276,494	276,494	18,173,865	22,796,436	16,634,239
85,001 ~ 90,000	262,202	262,202	16,959,688	22,933,548	16,756,155
90,001 ~ 95,000	238,007	238,007	16,331,677	22,014,280	16,084,974
95,001 ~ 100,000	226,664	226,664	15,116,788	22,100,496	16,133,643
100,001 이상 and over	7,097,671	7,097,671	691,450,497	2,266,689,684	1,767,699,435

주 : 약국 요양급여비용명세서의 처방전발행기관이 확인된 명세서를 기준으로 함

비용 심사실적(처방조제) (상급종합병원)

of Drug cost per visit(Prescription) (Tertiary hospital)

(단위 : 건, 일, 원)

Unit : Claim, Day, KRW

건 당 일 수 Days per claim		건 당 요양급여비용 Medical Expenses per claim	건 당 급 여 비 Benefit per claim	일 당 요 양 급 여 비 용 Medical Expenses per day		일 당 급 여 비 Benefit per day	
방 문 Visit	투 약 Administration			방 문 Visit	투 약 Administration	방 문 Visit	투 약 Administration
1.00	64.75	155,801	120,429	155,801	2,406	120,429	1,860
1.00	12.05	512	393	512	43	393	33
1.00	18.64	3,461	2,626	3,461	186	2,626	141
1.00	4.47	4,703	3,581	4,703	1,052	3,581	801
1.00	1.84	5,589	4,353	5,589	3,036	4,353	2,365
1.00	3.22	6,540	5,033	6,540	2,034	5,033	1,565
1.00	4.08	7,522	5,839	7,522	1,843	5,839	1,430
1.00	4.98	8,485	6,589	8,485	1,704	6,589	1,323
1.00	6.36	9,515	7,363	9,515	1,497	7,363	1,158
1.00	9.11	10,989	8,323	10,989	1,206	8,323	913
1.00	12.33	13,024	9,602	13,024	1,056	9,602	779
1.00	16.91	15,037	10,943	15,037	889	10,943	647
1.00	27.36	16,951	12,393	16,951	619	12,393	453
1.00	33.63	18,991	13,925	18,991	565	13,925	414
1.00	47.16	22,385	16,487	22,385	475	16,487	350
1.00	53.16	27,424	20,033	27,424	516	20,033	377
1.00	47.26	32,369	23,616	32,369	685	23,616	500
1.00	43.07	37,392	27,212	37,392	868	27,212	632
1.00	47.18	42,446	31,126	42,446	900	31,126	660
1.00	48.17	47,471	34,603	47,471	985	34,603	718
1.00	46.26	52,436	38,178	52,436	1,133	38,178	825
1.00	53.51	57,501	42,051	57,501	1,075	42,051	786
1.00	55.38	62,478	45,742	62,478	1,128	45,742	826
1.00	55.48	67,468	49,406	67,468	1,216	49,406	891
1.00	59.52	72,561	53,421	72,561	1,219	53,421	898
1.00	62.12	77,496	56,698	77,496	1,248	56,698	913
1.00	65.73	82,448	60,161	82,448	1,254	60,161	915
1.00	64.68	87,465	63,906	87,465	1,352	63,906	988
1.00	68.62	92,494	67,582	92,494	1,348	67,582	985
1.00	66.69	97,503	71,179	97,503	1,462	71,179	1,067
1.00	97.42	319,357	249,053	319,357	3,278	249,053	2,557

Note : Claims from pharmacies where the issue of dispersed prescription was confirmed

구 분 Division	청 구 건 수 Claims	일 수 Number of Days		요 양 급 여 비 용 (천 원) Medical Expenses (KRW 1,000)	
		방 문 Visit	투 약 Administration	계 Total	급 여 비 Benefit
계 Total	35,412,718	35,412,718	1,260,976,113	2,806,904,588	1,985,585,357
0 ~ 3,000 원 KRW	16,794	16,794	54,828	24,601	18,309
3,001 ~ 4,000	128	128	1,914	452	320
4,001 ~ 5,000	48,635	48,635	112,952	229,578	163,916
5,001 ~ 6,000	207,574	207,574	409,629	1,170,108	844,710
6,001 ~ 7,000	606,610	606,610	1,822,864	3,983,974	2,891,869
7,001 ~ 8,000	826,737	826,737	3,055,362	6,213,284	4,523,988
8,001 ~ 9,000	901,449	901,449	3,803,662	7,671,830	5,574,079
9,001 ~ 10,000	923,198	923,198	4,443,087	8,776,600	6,367,985
10,001 ~ 12,000	1,861,424	1,861,424	10,945,648	20,468,236	14,600,195
12,001 ~ 14,000	1,778,047	1,778,047	13,670,710	23,106,237	16,111,306
14,001 ~ 16,000	1,641,965	1,641,965	15,175,386	24,625,960	17,056,426
16,001 ~ 18,000	1,479,371	1,479,371	19,552,057	25,092,170	17,357,106
18,001 ~ 20,000	1,267,707	1,267,707	21,883,744	24,053,023	16,644,582
20,001 ~ 25,000	2,527,210	2,527,210	55,249,805	56,489,566	39,019,601
25,001 ~ 30,000	1,860,152	1,860,152	44,588,078	50,930,402	35,035,148
30,001 ~ 35,000	1,441,837	1,441,837	37,233,719	46,715,390	32,067,103
35,001 ~ 40,000	1,185,746	1,185,746	35,086,326	44,325,342	30,333,617
40,001 ~ 45,000	1,019,774	1,019,774	32,832,926	43,257,321	29,622,082
45,001 ~ 50,000	910,425	910,425	32,487,631	43,219,153	29,556,088
50,001 ~ 55,000	830,634	830,634	31,985,219	43,595,942	29,710,198
55,001 ~ 60,000	751,269	751,269	30,976,815	43,203,225	29,397,925
60,001 ~ 65,000	708,837	708,837	30,940,320	44,276,287	30,173,137
65,001 ~ 70,000	641,526	641,526	28,366,821	43,284,930	29,568,141
70,001 ~ 75,000	631,963	631,963	30,171,293	45,834,000	31,339,389
75,001 ~ 80,000	607,708	607,708	31,194,151	47,110,725	32,052,212
80,001 ~ 85,000	553,316	553,316	28,550,354	45,631,891	31,201,292
85,001 ~ 90,000	528,980	528,980	28,117,725	46,284,677	31,673,679
90,001 ~ 95,000	485,225	485,225	26,104,603	44,875,939	30,689,385
95,001 ~ 100,000	459,813	459,813	24,760,115	44,821,165	30,724,311
100,001 이상 and over	8,708,664	8,708,664	637,398,369	1,927,632,581	1,381,267,258

주 : 약국 요양급여비용명세서의 처방전발행기관이 확인된 명세서를 기준으로 함

비용 심사실적(처방조제) (종합병원)

of Drug cost per visit(Prescription) (General Hospital)

(단위 : 건, 일, 원)

Unit : Claim, Day, KRW

건 당 일 수 Days per claim		건 당 요양급여비용 Medical Expenses per claim	건 당 급 여 비 Benefit per claim	일 당 요 양 급 여 비 용 Medical Expenses per day		일 당 급 여 비 Benefit per day	
방 문 Visit	투 약 Administration			방 문 Visit	투 약 Administration	방 문 Visit	투 약 Administration
1.00	35.61	79,263	56,070	79,263	2,226	56,070	1,575
1.00	3.26	1,465	1,090	1,465	449	1,090	334
1.00	14.95	3,533	2,502	3,533	236	2,502	167
1.00	2.32	4,720	3,370	4,720	2,033	3,370	1,451
1.00	1.97	5,637	4,069	5,637	2,857	4,069	2,062
1.00	3.01	6,568	4,767	6,568	2,186	4,767	1,586
1.00	3.70	7,515	5,472	7,515	2,034	5,472	1,481
1.00	4.22	8,511	6,183	8,511	2,017	6,183	1,465
1.00	4.81	9,507	6,898	9,507	1,975	6,898	1,433
1.00	5.88	10,996	7,844	10,996	1,870	7,844	1,334
1.00	7.69	12,995	9,061	12,995	1,690	9,061	1,179
1.00	9.24	14,998	10,388	14,998	1,623	10,388	1,124
1.00	13.22	16,961	11,733	16,961	1,283	11,733	888
1.00	17.26	18,974	13,130	18,974	1,099	13,130	761
1.00	21.86	22,353	15,440	22,353	1,022	15,440	706
1.00	23.97	27,380	18,835	27,380	1,142	18,835	786
1.00	25.82	32,400	22,240	32,400	1,255	22,240	861
1.00	29.59	37,382	25,582	37,382	1,263	25,582	865
1.00	32.20	42,419	29,048	42,419	1,317	29,048	902
1.00	35.68	47,471	32,464	47,471	1,330	32,464	910
1.00	38.51	52,485	35,768	52,485	1,363	35,768	929
1.00	41.23	57,507	39,131	57,507	1,395	39,131	949
1.00	43.65	62,463	42,567	62,463	1,431	42,567	975
1.00	44.22	67,472	46,090	67,472	1,526	46,090	1,042
1.00	47.74	72,526	49,591	72,526	1,519	49,591	1,039
1.00	51.33	77,522	52,743	77,522	1,510	52,743	1,028
1.00	51.60	82,470	56,390	82,470	1,598	56,390	1,093
1.00	53.15	87,498	59,877	87,498	1,646	59,877	1,126
1.00	53.80	92,485	63,248	92,485	1,719	63,248	1,176
1.00	53.85	97,477	66,819	97,477	1,810	66,819	1,241
1.00	73.19	221,347	158,608	221,347	3,024	158,608	2,167

Note : Claims from pharmacies where the issue of dispersed prescription was confirmed

제Ⅳ-11-3표
Table Ⅳ-11-3

방문일당 약제비 크기별 요양급여
Review Records by the Amount

구 분 Division	청 구 건 수 Claims	일 수 Number of Days		요 양 급 여 비 용 (천 원) Medical Expenses (KRW 1,000)	
		방 문 Visit	투 약 Administration	계 Total	급 여 비 Benefit
계 Total	40,656,009	40,656,009	545,188,530	1,200,491,672	867,154,993
0 ~ 3,000 원 KRW	3,644	3,644	17,729	2,272	1,742
3,001 ~ 4,000	192	192	1,380	664	484
4,001 ~ 5,000	36,362	36,362	85,918	171,117	124,570
5,001 ~ 6,000	287,270	287,270	593,326	1,623,529	1,202,320
6,001 ~ 7,000	1,247,021	1,247,021	3,537,234	8,215,970	6,238,895
7,001 ~ 8,000	2,013,031	2,013,031	6,348,041	15,157,577	11,564,467
8,001 ~ 9,000	2,423,008	2,423,008	8,286,090	20,635,159	15,744,383
9,001 ~ 10,000	2,542,742	2,542,742	9,249,441	24,163,961	18,396,019
10,001 ~ 12,000	4,910,019	4,910,019	20,925,439	53,937,871	40,548,876
12,001 ~ 14,000	4,462,459	4,462,459	23,054,762	57,924,268	42,737,641
14,001 ~ 16,000	3,585,927	3,585,927	22,065,872	53,657,569	39,295,062
16,001 ~ 18,000	2,684,406	2,684,406	20,601,801	45,471,908	33,102,192
18,001 ~ 20,000	1,936,125	1,936,125	17,803,868	36,693,975	26,600,756
20,001 ~ 25,000	3,082,065	3,082,065	37,631,012	68,659,107	49,445,084
25,001 ~ 30,000	1,870,357	1,870,357	29,780,887	51,015,896	36,459,284
30,001 ~ 35,000	1,299,919	1,299,919	25,637,660	42,048,663	29,906,812
35,001 ~ 40,000	1,018,389	1,018,389	25,406,219	38,016,380	26,999,578
40,001 ~ 45,000	801,028	801,028	21,805,288	33,964,144	24,098,527
45,001 ~ 50,000	653,991	653,991	18,888,645	31,038,257	22,003,542
50,001 ~ 55,000	570,862	570,862	18,983,305	29,968,056	21,237,585
55,001 ~ 60,000	506,678	506,678	17,997,460	29,115,835	20,619,434
60,001 ~ 65,000	457,131	457,131	16,583,068	28,552,060	20,230,794
65,001 ~ 70,000	388,889	388,889	14,075,728	26,244,102	18,598,681
70,001 ~ 75,000	369,922	369,922	14,024,358	26,806,614	19,002,670
75,001 ~ 80,000	329,784	329,784	14,008,627	25,567,603	18,125,927
80,001 ~ 85,000	288,471	288,471	12,162,766	23,789,734	16,886,873
85,001 ~ 90,000	263,575	263,575	11,454,646	23,056,544	16,365,351
90,001 ~ 95,000	228,764	228,764	9,807,578	21,143,900	15,014,071
95,001 ~ 100,000	211,028	211,028	9,201,414	20,569,717	14,612,650
100,001 이상 and over	2,182,950	2,182,950	115,168,968	363,279,219	261,990,722

주 : 약국 요양급여비용명세서의 처방전발행기관이 확인된 명세서를 기준으로 함

비용 심사실적(처방조제) (병원)

of Drug cost per visit(Prescription) (Hospital)

(단위 : 건, 일, 원)
Unit : Claim, Day, KRW

건 당 일 수 Days per claim		건 당 요양급여비용 Medical Expenses per claim	건 당 급 여 비 Benefit per claim	일 당 요 양 급 여 비 용 Medical Expenses per day		일 당 급 여 비 Benefit per day	
방 문 Visit	투 약 Administration			방 문 Visit	투 약 Administration	방 문 Visit	투 약 Administration
1.00	13.41	29,528	21,329	29,528	2,202	21,329	1,591
1.00	4.87	623	478	623	128	478	98
1.00	7.19	3,460	2,520	3,460	481	2,520	351
1.00	2.36	4,706	3,426	4,706	1,992	3,426	1,450
1.00	2.07	5,652	4,185	5,652	2,736	4,185	2,026
1.00	2.84	6,588	5,003	6,588	2,323	5,003	1,764
1.00	3.15	7,530	5,745	7,530	2,388	5,745	1,822
1.00	3.42	8,516	6,498	8,516	2,490	6,498	1,900
1.00	3.64	9,503	7,235	9,503	2,612	7,235	1,989
1.00	4.26	10,985	8,258	10,985	2,578	8,258	1,938
1.00	5.17	12,980	9,577	12,980	2,512	9,577	1,854
1.00	6.15	14,963	10,958	14,963	2,432	10,958	1,781
1.00	7.67	16,939	12,331	16,939	2,207	12,331	1,607
1.00	9.20	18,952	13,739	18,952	2,061	13,739	1,494
1.00	12.21	22,277	16,043	22,277	1,825	16,043	1,314
1.00	15.92	27,276	19,493	27,276	1,713	19,493	1,224
1.00	19.72	32,347	23,007	32,347	1,640	23,007	1,167
1.00	24.95	37,330	26,512	37,330	1,496	26,512	1,063
1.00	27.22	42,401	30,084	42,401	1,558	30,084	1,105
1.00	28.88	47,460	33,645	47,460	1,643	33,645	1,165
1.00	33.25	52,496	37,203	52,496	1,579	37,203	1,119
1.00	35.52	57,464	40,695	57,464	1,618	40,695	1,146
1.00	36.28	62,459	44,256	62,459	1,722	44,256	1,220
1.00	36.19	67,485	47,825	67,485	1,864	47,825	1,321
1.00	37.91	72,466	51,369	72,466	1,911	51,369	1,355
1.00	42.48	77,528	54,963	77,528	1,825	54,963	1,294
1.00	42.16	82,468	58,539	82,468	1,956	58,539	1,388
1.00	43.46	87,476	62,090	87,476	2,013	62,090	1,429
1.00	42.87	92,427	65,631	92,427	2,156	65,631	1,531
1.00	43.60	97,474	69,245	97,474	2,235	69,245	1,588
1.00	52.76	166,417	120,017	166,417	3,154	120,017	2,275

Note : Claims from pharmacies where the issue of dispersed prescription was confirmed

제Ⅳ-11-4표
Table IV-11-4

방문일당 약제비 크기별 요양급여
Review Records by the Amount

구 분 Division	청 구 건 수 Claims	일 수 Number of Days		요 양 급 여 비 용 (천 원) Medical Expenses (KRW 1,000)	
		방 문 Visit	투 약 Administration	계 Total	급 여 비 Benefit
계 Total	1,124,485	1,124,485	25,332,247	56,389,956	40,530,826
0 ~ 3,000 원 KRW	69	69	685	63	43
3,001 ~ 4,000	10	10	40	35	26
4,001 ~ 5,000	521	521	1,331	2,499	1,956
5,001 ~ 6,000	7,063	7,063	14,563	39,887	30,340
6,001 ~ 7,000	22,155	22,155	65,947	145,954	110,864
7,001 ~ 8,000	43,089	43,089	148,367	325,528	248,389
8,001 ~ 9,000	53,335	53,335	198,959	453,364	346,181
9,001 ~ 10,000	54,173	54,173	230,906	514,463	394,704
10,001 ~ 12,000	93,474	93,474	497,584	1,026,846	758,026
12,001 ~ 14,000	75,685	75,685	548,865	981,401	697,610
14,001 ~ 16,000	58,627	58,627	517,472	877,304	622,892
16,001 ~ 18,000	45,257	45,257	557,685	764,513	542,790
18,001 ~ 20,000	32,459	32,459	465,087	616,539	438,460
20,001 ~ 25,000	60,724	60,724	1,161,661	1,358,178	965,336
25,001 ~ 30,000	49,010	49,010	1,133,992	1,342,321	953,715
30,001 ~ 35,000	41,569	41,569	1,094,716	1,349,547	959,515
35,001 ~ 40,000	41,505	41,505	1,274,104	1,552,379	1,102,725
40,001 ~ 45,000	36,028	36,028	1,127,055	1,531,138	1,089,210
45,001 ~ 50,000	31,801	31,801	1,017,516	1,509,603	1,074,364
50,001 ~ 55,000	28,486	28,486	962,295	1,496,122	1,065,122
55,001 ~ 60,000	28,221	28,221	1,012,971	1,623,037	1,155,545
60,001 ~ 65,000	26,092	26,092	951,656	1,630,481	1,159,021
65,001 ~ 70,000	24,363	24,363	864,806	1,645,683	1,169,640
70,001 ~ 75,000	21,771	21,771	792,145	1,577,590	1,124,005
75,001 ~ 80,000	21,245	21,245	814,532	1,645,988	1,174,588
80,001 ~ 85,000	18,795	18,795	712,732	1,550,220	1,107,330
85,001 ~ 90,000	17,206	17,206	653,260	1,504,707	1,073,531
90,001 ~ 95,000	15,624	15,624	582,699	1,444,522	1,033,673
95,001 ~ 100,000	14,943	14,943	582,914	1,457,327	1,042,136
100,001 이상 and over	161,185	161,185	7,345,702	26,422,716	19,089,091

주 : 약국 요양급여비용명세서의 처방전발행기관이 확인된 명세서를 기준으로 함

비용 심사실적(처방조제) (요양병원)

of Drug cost per visit(Prescription) (Healthcare Institute)

(단위 : 건, 일, 원)

Unit : Claim, Day, KRW

건 당 일 수 Days per claim		건 당 요양급여비용 Medical Expenses per claim	건 당 급 여 비 Benefit per claim	일 당 요 양 급 여 비 용 Medical Expenses per day		일 당 급 여 비 Benefit per day	
방 문 Visit	투 약 Administration			방 문 Visit	투 약 Administration	방 문 Visit	투 약 Administration
1.00	22.53	50,147	36,044	50,147	2,226	36,044	1,600
1.00	9.93	914	617	914	92	617	62
1.00	4.00	3,544	2,604	3,544	886	2,604	651
1.00	2.55	4,797	3,755	4,797	1,878	3,755	1,470
1.00	2.06	5,647	4,296	5,647	2,739	4,296	2,083
1.00	2.98	6,588	5,004	6,588	2,213	5,004	1,681
1.00	3.44	7,555	5,765	7,555	2,194	5,765	1,674
1.00	3.73	8,500	6,491	8,500	2,279	6,491	1,740
1.00	4.26	9,497	7,286	9,497	2,228	7,286	1,709
1.00	5.32	10,985	8,109	10,985	2,064	8,109	1,523
1.00	7.25	12,967	9,217	12,967	1,788	9,217	1,271
1.00	8.83	14,964	10,625	14,964	1,695	10,625	1,204
1.00	12.32	16,893	11,994	16,893	1,371	11,994	973
1.00	14.33	18,994	13,508	18,994	1,326	13,508	943
1.00	19.13	22,366	15,897	22,366	1,169	15,897	831
1.00	23.14	27,389	19,460	27,389	1,184	19,460	841
1.00	26.33	32,465	23,082	32,465	1,233	23,082	876
1.00	30.70	37,402	26,568	37,402	1,218	26,568	865
1.00	31.28	42,499	30,232	42,499	1,359	30,232	966
1.00	32.00	47,470	33,784	47,470	1,484	33,784	1,056
1.00	33.78	52,521	37,391	52,521	1,555	37,391	1,107
1.00	35.89	57,512	40,946	57,512	1,602	40,946	1,141
1.00	36.47	62,490	44,421	62,490	1,713	44,421	1,218
1.00	35.50	67,548	48,009	67,548	1,903	48,009	1,352
1.00	36.39	72,463	51,629	72,463	1,992	51,629	1,419
1.00	38.34	77,477	55,288	77,477	2,021	55,288	1,442
1.00	37.92	82,480	58,916	82,480	2,175	58,916	1,554
1.00	37.97	87,452	62,393	87,452	2,303	62,393	1,643
1.00	37.30	92,455	66,159	92,455	2,479	66,159	1,774
1.00	39.01	97,526	69,741	97,526	2,500	69,741	1,788
1.00	45.57	163,928	118,430	163,928	3,597	118,430	2,599

Note : Claims from pharmacies where the issue of dispersed prescription was confirmed

제Ⅳ-11-5표

Table Ⅳ-11-5

방문일당 약제비 크기별 요양급여

Review Records by the Amount

구 분 Division	청 구 건 수 Claims	일 수 Number of Days		요 양 급 여 비 용 (천 원) Medical Expenses (KRW 1,000)	
		방 문 Visit	투 약 Administration	계 Total	급 여 비 Benefit
계 Total	400,117,935	400,117,935	4,305,255,908	9,390,548,785	6,742,883,891
0 ~ 3,000 원 KRW	22,023	22,023	148,977	26,735	19,363
3,001 ~ 4,000	3,712	3,712	23,659	12,938	9,257
4,001 ~ 5,000	354,997	354,997	469,969	1,716,929	1,266,092
5,001 ~ 6,000	4,429,397	4,429,397	7,602,304	24,968,536	18,591,443
6,001 ~ 7,000	14,669,480	14,669,480	34,914,290	96,477,058	72,774,809
7,001 ~ 8,000	25,291,372	25,291,372	70,974,266	190,503,366	144,483,091
8,001 ~ 9,000	32,460,572	32,460,572	98,573,032	276,520,785	211,104,912
9,001 ~ 10,000	36,419,004	36,419,004	118,731,997	346,406,640	267,849,179
10,001 ~ 12,000	57,569,374	57,569,374	208,971,924	631,461,396	466,888,079
12,001 ~ 14,000	44,479,294	44,479,294	197,360,384	576,398,205	415,370,967
14,001 ~ 16,000	31,152,961	31,152,961	160,936,008	465,492,609	333,938,614
16,001 ~ 18,000	21,771,676	21,771,676	153,320,014	368,615,760	263,316,885
18,001 ~ 20,000	14,756,009	14,756,009	121,931,008	279,613,985	199,285,620
20,001 ~ 25,000	23,634,369	23,634,369	278,296,367	526,391,807	374,057,584
25,001 ~ 30,000	15,675,426	15,675,426	255,414,345	428,534,847	303,445,035
30,001 ~ 35,000	11,229,177	11,229,177	232,934,846	363,565,888	257,006,996
35,001 ~ 40,000	9,250,887	9,250,887	244,462,680	345,359,672	243,951,662
40,001 ~ 45,000	7,891,585	7,891,585	220,469,382	335,106,217	236,644,698
45,001 ~ 50,000	6,493,258	6,493,258	190,022,524	308,460,549	217,817,083
50,001 ~ 55,000	5,499,163	5,499,163	174,427,643	288,670,553	203,817,692
55,001 ~ 60,000	4,872,982	4,872,982	169,439,350	279,918,041	197,700,920
60,001 ~ 65,000	4,144,097	4,144,097	150,511,835	258,797,503	182,786,425
65,001 ~ 70,000	3,494,694	3,494,694	127,195,249	235,604,898	166,469,947
70,001 ~ 75,000	3,058,737	3,058,737	113,885,920	221,657,523	156,661,817
75,001 ~ 80,000	2,732,373	2,732,373	111,029,892	211,636,533	149,596,181
80,001 ~ 85,000	2,322,609	2,322,609	93,736,947	191,477,400	135,420,599
85,001 ~ 90,000	2,012,083	2,012,083	81,787,384	176,031,673	124,528,662
90,001 ~ 95,000	1,762,023	1,762,023	71,940,111	162,848,605	115,237,075
95,001 ~ 100,000	1,550,811	1,550,811	64,867,870	151,103,046	106,951,868
100,001 이상 and over	11,113,790	11,113,790	550,875,731	1,647,169,088	1,175,891,337

주 : 약국 요양급여비용명세서의 처방전발행기관이 확인된 명세서를 기준으로 함

비용 심사실적(처방조제) (의원)

of Drug cost per visit(Prescription) (Clinic)

(단위 : 건, 일, 원)

Unit : Claim, Day, KRW

건 당 일 수 Days per claim		건 당 요양급여비용 Medical Expenses per claim	건 당 급 여 비 Benefit per claim	일 당 요 양 급 여 비 용 Medical Expenses per day		일 당 급 여 비 Benefit per day	
방 문 Visit	투 약 Administration			방 문 Visit	투 약 Administration	방 문 Visit	투 약 Administration
1.00	10.76	23,469	16,852	23,469	2,181	16,852	1,566
1.00	6.76	1,214	879	1,214	179	879	130
1.00	6.37	3,486	2,494	3,486	547	2,494	391
1.00	1.32	4,836	3,566	4,836	3,653	3,566	2,694
1.00	1.72	5,637	4,197	5,637	3,284	4,197	2,446
1.00	2.38	6,577	4,961	6,577	2,763	4,961	2,084
1.00	2.81	7,532	5,713	7,532	2,684	5,713	2,036
1.00	3.04	8,519	6,503	8,519	2,805	6,503	2,142
1.00	3.26	9,512	7,355	9,512	2,918	7,355	2,256
1.00	3.63	10,969	8,110	10,969	3,022	8,110	2,234
1.00	4.44	12,959	9,339	12,959	2,921	9,339	2,105
1.00	5.17	14,942	10,719	14,942	2,892	10,719	2,075
1.00	7.04	16,931	12,094	16,931	2,404	12,094	1,717
1.00	8.26	18,949	13,505	18,949	2,293	13,505	1,634
1.00	11.78	22,272	15,827	22,272	1,891	15,827	1,344
1.00	16.29	27,338	19,358	27,338	1,678	19,358	1,188
1.00	20.74	32,377	22,887	32,377	1,561	22,887	1,103
1.00	26.43	37,333	26,371	37,333	1,413	26,371	998
1.00	27.94	42,464	29,987	42,464	1,520	29,987	1,073
1.00	29.26	47,505	33,545	47,505	1,623	33,545	1,146
1.00	31.72	52,494	37,063	52,494	1,655	37,063	1,168
1.00	34.77	57,443	40,571	57,443	1,652	40,571	1,167
1.00	36.32	62,450	44,108	62,450	1,719	44,108	1,214
1.00	36.40	67,418	47,635	67,418	1,852	47,635	1,309
1.00	37.23	72,467	51,218	72,467	1,946	51,218	1,376
1.00	40.63	77,455	54,750	77,455	1,906	54,750	1,347
1.00	40.36	82,441	58,305	82,441	2,043	58,305	1,445
1.00	40.65	87,487	61,890	87,487	2,152	61,890	1,523
1.00	40.83	92,421	65,400	92,421	2,264	65,400	1,602
1.00	41.83	97,435	68,965	97,435	2,329	68,965	1,649
1.00	49.57	148,209	105,805	148,209	2,990	105,805	2,135

Note : Claims from pharmacies where the issue of dispersed prescription was confirmed

제Ⅳ-11-6표
Table Ⅳ-11-6

방문일당 약제비 크기별 요양급여
Review Records by the Amount

구 분 Division	청 구 건 수 Claims	일 수 Number of Days		요 양 급 여 비 용 (천 원) Medical Expenses (KRW 1,000)	
		방 문 Visit	투 약 Administration	계 Total	급 여 비 Benefit
계 Total	899,932	899,932	4,974,738	11,941,826	8,604,919
0 ~ 3,000 원 KRW	93	93	337	125	82
3,001 ~ 4,000	18	18	127	62	44
4,001 ~ 5,000	1,614	1,614	1,924	7,781	5,715
5,001 ~ 6,000	28,835	28,835	46,552	158,808	117,579
6,001 ~ 7,000	58,315	58,315	152,197	381,945	282,765
7,001 ~ 8,000	97,534	97,534	300,128	737,083	546,878
8,001 ~ 9,000	85,251	85,251	287,019	725,853	537,836
9,001 ~ 10,000	93,526	93,526	337,875	889,332	660,773
10,001 ~ 12,000	202,475	202,475	797,134	2,222,688	1,607,407
12,001 ~ 14,000	108,682	108,682	494,331	1,396,819	984,776
14,001 ~ 16,000	58,529	58,529	416,433	873,326	616,280
16,001 ~ 18,000	43,089	43,089	292,139	728,411	513,359
18,001 ~ 20,000	26,095	26,095	200,083	493,197	347,788
20,001 ~ 25,000	40,840	40,840	435,579	907,630	640,044
25,001 ~ 30,000	16,198	16,198	237,839	438,351	309,708
30,001 ~ 35,000	9,579	9,579	147,256	310,017	218,851
35,001 ~ 40,000	5,415	5,415	153,781	204,755	144,850
40,001 ~ 45,000	6,181	6,181	116,723	265,645	187,412
45,001 ~ 50,000	4,384	4,384	75,270	206,223	145,766
50,001 ~ 55,000	6,125	6,125	168,380	316,927	226,159
55,001 ~ 60,000	1,538	1,538	68,241	88,184	62,511
60,001 ~ 65,000	928	928	38,892	57,984	41,396
65,001 ~ 70,000	911	911	32,586	61,614	43,872
70,001 ~ 75,000	553	553	22,462	40,050	28,718
75,001 ~ 80,000	367	367	17,696	28,347	20,584
80,001 ~ 85,000	300	300	11,754	24,833	17,775
85,001 ~ 90,000	548	548	14,170	48,318	34,450
90,001 ~ 95,000	369	369	17,945	34,226	24,482
95,001 ~ 100,000	200	200	10,076	19,468	13,964
100,001 이상 and over	1,440	1,440	79,809	273,823	223,096

주 : 약국 요양급여비용명세서의 처방전발행기관이 확인된 명세서를 기준으로 함

비용 심사실적(처방조제) (치과병원)

of Drug cost per visit(Prescription) (Dental hospital)

(단위 : 건, 일, 원)

Unit : Claim, Day, KRW

건 당 일 수 Days per claim		건 당 요양급여비용 Medical Expenses per claim	건 당 급 여 비 Benefit per claim	일 당 요 양 급 여 비 용 Medical Expenses per day		일 당 급 여 비 Benefit per day	
방 문 Visit	투 약 Administration			방 문 Visit	투 약 Administration	방 문 Visit	투 약 Administration
1.00	5.53	13,270	9,562	13,270	2,400	9,562	1,730
1.00	3.62	1,341	878	1,341	370	878	242
1.00	7.06	3,433	2,433	3,433	487	2,433	345
1.00	1.19	4,821	3,541	4,821	4,044	3,541	2,971
1.00	1.61	5,507	4,078	5,507	3,411	4,078	2,526
1.00	2.61	6,550	4,849	6,550	2,510	4,849	1,858
1.00	3.08	7,557	5,607	7,557	2,456	5,607	1,822
1.00	3.37	8,514	6,309	8,514	2,529	6,309	1,874
1.00	3.61	9,509	7,065	9,509	2,632	7,065	1,956
1.00	3.94	10,978	7,939	10,978	2,788	7,939	2,016
1.00	4.55	12,852	9,061	12,852	2,826	9,061	1,992
1.00	7.11	14,921	10,529	14,921	2,097	10,529	1,480
1.00	6.78	16,905	11,914	16,905	2,493	11,914	1,757
1.00	7.67	18,900	13,328	18,900	2,465	13,328	1,738
1.00	10.67	22,224	15,672	22,224	2,084	15,672	1,469
1.00	14.68	27,062	19,120	27,062	1,843	19,120	1,302
1.00	15.37	32,364	22,847	32,364	2,105	22,847	1,486
1.00	28.40	37,813	26,750	37,813	1,331	26,750	942
1.00	18.88	42,978	30,321	42,978	2,276	30,321	1,606
1.00	17.17	47,040	33,250	47,040	2,740	33,250	1,937
1.00	27.49	51,743	36,924	51,743	1,882	36,924	1,343
1.00	44.37	57,336	40,644	57,336	1,292	40,644	916
1.00	41.91	62,483	44,608	62,483	1,491	44,608	1,064
1.00	35.77	67,633	48,158	67,633	1,891	48,158	1,346
1.00	40.62	72,423	51,931	72,423	1,783	51,931	1,279
1.00	48.22	77,241	56,087	77,241	1,602	56,087	1,163
1.00	39.18	82,778	59,250	82,778	2,113	59,250	1,512
1.00	25.86	88,172	62,865	88,172	3,410	62,865	2,431
1.00	48.63	92,753	66,346	92,753	1,907	66,346	1,364
1.00	50.38	97,342	69,822	97,342	1,932	69,822	1,386
1.00	55.42	190,155	154,928	190,155	3,431	154,928	2,795

Note : Claims from pharmacies where the issue of dispersed prescription was confirmed

제Ⅳ-11-7표
Table IV-11-7

방문일당 약제비 크기별 요양급여
Review Records by the Amount

구 분 Division	청 구 건 수 Claims	일 수 Number of Days		요 양 급 여 비 용 (천 원) Medical Expenses (KRW 1,000)	
		방 문 Visit	투 약 Administration	계 Total	급 여 비 Benefit
계 Total	13,568,250	13,568,250	45,650,470	135,176,870	99,125,937
0 ~ 3,000 원 KRW	2,082	2,082	5,017	2,979	2,007
3,001 ~ 4,000	302	302	998	1,060	754
4,001 ~ 5,000	8,947	8,947	10,735	43,813	32,124
5,001 ~ 6,000	487,571	487,571	828,453	2,744,630	2,042,059
6,001 ~ 7,000	1,543,144	1,543,144	3,792,803	10,121,323	7,601,381
7,001 ~ 8,000	2,454,296	2,454,296	7,110,149	18,503,388	13,933,442
8,001 ~ 9,000	1,871,683	1,871,683	5,602,923	15,885,038	12,011,539
9,001 ~ 10,000	1,584,359	1,584,359	5,173,495	15,058,023	11,391,808
10,001 ~ 12,000	2,961,429	2,961,429	10,027,565	32,325,697	23,578,550
12,001 ~ 14,000	1,250,553	1,250,553	5,035,012	16,069,778	11,333,420
14,001 ~ 16,000	649,230	649,230	2,996,416	9,647,454	6,799,029
16,001 ~ 18,000	353,355	353,355	1,968,800	5,962,550	4,197,830
18,001 ~ 20,000	182,787	182,787	1,100,366	3,449,354	2,427,691
20,001 ~ 25,000	167,732	167,732	1,250,406	3,657,350	2,572,348
25,001 ~ 30,000	32,205	32,205	357,813	867,536	610,131
30,001 ~ 35,000	7,936	7,936	100,979	254,409	178,861
35,001 ~ 40,000	3,488	3,488	79,139	130,903	92,316
40,001 ~ 45,000	2,300	2,300	47,795	97,814	68,894
45,001 ~ 50,000	1,054	1,054	21,904	49,905	35,116
50,001 ~ 55,000	1,300	1,300	32,886	67,239	47,273
55,001 ~ 60,000	461	461	16,789	26,458	18,579
60,001 ~ 65,000	368	368	10,485	22,969	16,117
65,001 ~ 70,000	242	242	9,028	16,329	11,504
70,001 ~ 75,000	341	341	10,887	24,679	17,391
75,001 ~ 80,000	149	149	5,967	11,521	8,108
80,001 ~ 85,000	119	119	5,285	9,823	6,903
85,001 ~ 90,000	112	112	4,150	9,785	6,894
90,001 ~ 95,000	121	121	4,641	11,297	7,939
95,001 ~ 100,000	61	61	2,804	5,922	4,186
100,001 이상 and over	523	523	36,780	97,844	71,743

주 : 약국 요양급여비용명세서의 처방전발행기관이 확인된 명세서를 기준으로 함

비용 심사실적(처방조제) (치과의원)

of Drug cost per visit(Prescription) (Dental clinic)

(단위 : 건, 일, 원)
Unit : Claim, Day, KRW

건 당 일 수 Days per claim		건 당 요양급여비용 Medical Expenses per claim	건 당 급 여 비 Benefit per claim	일 당 요 양 급 여 비 용 Medical Expenses per day		일 당 급 여 비 Benefit per day	
방 문 Visit	투 약 Administration			방 문 Visit	투 약 Administration	방 문 Visit	투 약 Administration
1.00	3.36	9,963	7,306	9,963	2,961	7,306	2,171
1.00	2.41	1,431	964	1,431	594	964	400
1.00	3.30	3,509	2,497	3,509	1,062	2,497	756
1.00	1.20	4,897	3,590	4,897	4,081	3,590	2,992
1.00	1.70	5,629	4,188	5,629	3,313	4,188	2,465
1.00	2.46	6,559	4,926	6,559	2,669	4,926	2,004
1.00	2.90	7,539	5,677	7,539	2,602	5,677	1,960
1.00	2.99	8,487	6,418	8,487	2,835	6,418	2,144
1.00	3.27	9,504	7,190	9,504	2,911	7,190	2,202
1.00	3.39	10,916	7,962	10,916	3,224	7,962	2,351
1.00	4.03	12,850	9,063	12,850	3,192	9,063	2,251
1.00	4.62	14,860	10,472	14,860	3,220	10,472	2,269
1.00	5.57	16,874	11,880	16,874	3,029	11,880	2,132
1.00	6.02	18,871	13,282	18,871	3,135	13,282	2,206
1.00	7.45	21,805	15,336	21,805	2,925	15,336	2,057
1.00	11.11	26,938	18,945	26,938	2,425	18,945	1,705
1.00	12.72	32,058	22,538	32,058	2,519	22,538	1,771
1.00	22.69	37,529	26,467	37,529	1,654	26,467	1,167
1.00	20.78	42,528	29,954	42,528	2,047	29,954	1,441
1.00	20.78	47,348	33,316	47,348	2,278	33,316	1,603
1.00	25.30	51,722	36,364	51,722	2,045	36,364	1,437
1.00	36.42	57,393	40,301	57,393	1,576	40,301	1,107
1.00	28.49	62,417	43,797	62,417	2,191	43,797	1,537
1.00	37.31	67,475	47,535	67,475	1,809	47,535	1,274
1.00	31.93	72,374	50,999	72,374	2,267	50,999	1,597
1.00	40.05	77,321	54,419	77,321	1,931	54,419	1,359
1.00	44.41	82,543	58,010	82,543	1,859	58,010	1,306
1.00	37.05	87,367	61,557	87,367	2,358	61,557	1,661
1.00	38.36	93,364	65,616	93,364	2,434	65,616	1,711
1.00	45.97	97,089	68,623	97,089	2,112	68,623	1,493
1.00	70.33	187,082	137,177	187,082	2,660	137,177	1,951

Note : Claims from pharmacies where the issue of dispersed prescription was confirmed

제Ⅳ-11-8표
Table Ⅳ-11-8

방문일당 약제비 크기별 요양급여
Review Records by the Amount

구 분 Division	청 구 건 수 Claims	일 수 Number of Days		요 양 급 여 비 용 (천 원) Medical Expenses (KRW 1,000)	
		방 문 Visit	투 약 Administration	계 Total	급 여 비 Benefit
계 Total	3,575,847	3,575,847	151,529,011	199,087,636	140,941,057
0 ~ 3,000 원 KRW	413	413	13,742	44	31
3,001 ~ 4,000	16	16	108	56	40
4,001 ~ 5,000	691	691	1,252	3,356	2,527
5,001 ~ 6,000	13,078	13,078	29,545	73,979	56,975
6,001 ~ 7,000	48,303	48,303	146,839	317,634	249,504
7,001 ~ 8,000	80,517	80,517	297,716	607,636	488,808
8,001 ~ 9,000	106,113	106,113	436,200	903,663	742,590
9,001 ~ 10,000	151,940	151,940	768,038	1,444,270	1,221,981
10,001 ~ 12,000	126,189	126,189	706,973	1,381,180	1,047,460
12,001 ~ 14,000	97,842	97,842	862,053	1,271,180	904,272
14,001 ~ 16,000	78,863	78,863	952,877	1,180,080	837,377
16,001 ~ 18,000	80,717	80,717	1,397,827	1,366,147	967,830
18,001 ~ 20,000	61,586	61,586	1,270,874	1,168,787	826,830
20,001 ~ 25,000	185,955	185,955	5,254,525	4,191,889	2,959,741
25,001 ~ 30,000	180,320	180,320	6,288,672	4,912,613	3,464,731
30,001 ~ 35,000	165,728	165,728	6,336,818	5,386,210	3,795,805
35,001 ~ 40,000	240,585	240,585	11,167,277	8,986,851	6,326,899
40,001 ~ 45,000	183,998	183,998	8,395,549	7,824,021	5,507,827
45,001 ~ 50,000	176,070	176,070	9,335,505	8,395,128	5,909,066
50,001 ~ 55,000	151,575	151,575	8,185,509	7,976,338	5,615,720
55,001 ~ 60,000	161,378	161,378	9,010,855	9,293,267	6,539,548
60,001 ~ 65,000	149,591	149,591	8,193,021	9,351,946	6,579,545
65,001 ~ 70,000	120,626	120,626	6,570,964	8,123,558	5,718,560
70,001 ~ 75,000	115,199	115,199	6,569,404	8,358,359	5,881,302
75,001 ~ 80,000	116,822	116,822	7,376,161	9,056,890	6,373,742
80,001 ~ 85,000	87,813	87,813	5,273,727	7,241,904	5,100,188
85,001 ~ 90,000	84,624	84,624	5,462,770	7,405,015	5,212,969
90,001 ~ 95,000	66,855	66,855	4,184,347	6,179,523	4,350,513
95,001 ~ 100,000	60,783	60,783	3,826,004	5,921,736	4,170,966
100,001 이상 and over	481,657	481,657	33,213,859	70,764,376	50,087,711

주 : 약국 요양급여비용명세서의 처방전발행기관이 확인된 명세서를 기준으로 함

비용 심사실적(처방조제) (보건기관)

of Drug cost per visit(Prescription) (Health center)

(단위 : 건, 일, 원)

Unit : Claim, Day, KRW

건 당 일 수 Days per claim		건 당 요양급여비용 Medical Expenses per claim	건 당 급 여 비 Benefit per claim	일 당 요 양 급 여 비 용 Medical Expenses per day		일 당 급 여 비 Benefit per day	
방 문 Visit	투 약 Administration			방 문 Visit	투 약 Administration	방 문 Visit	투 약 Administration
1.00	42.38	55,676	39,415	55,676	1,314	39,415	930
1.00	33.27	106	74	106	3	74	2
1.00	6.75	3,528	2,509	3,528	523	2,509	372
1.00	1.81	4,857	3,657	4,857	2,681	3,657	2,019
1.00	2.26	5,657	4,357	5,657	2,504	4,357	1,928
1.00	3.04	6,576	5,165	6,576	2,163	5,165	1,699
1.00	3.70	7,547	6,071	7,547	2,041	6,071	1,642
1.00	4.11	8,516	6,998	8,516	2,072	6,998	1,702
1.00	5.05	9,506	8,043	9,506	1,880	8,043	1,591
1.00	5.60	10,945	8,301	10,945	1,954	8,301	1,482
1.00	8.81	12,992	9,242	12,992	1,475	9,242	1,049
1.00	12.08	14,964	10,618	14,964	1,238	10,618	879
1.00	17.32	16,925	11,990	16,925	977	11,990	692
1.00	20.64	18,978	13,426	18,978	920	13,426	651
1.00	28.26	22,542	15,916	22,542	798	15,916	563
1.00	34.88	27,244	19,214	27,244	781	19,214	551
1.00	38.24	32,500	22,904	32,500	850	22,904	599
1.00	46.42	37,354	26,298	37,354	805	26,298	567
1.00	45.63	42,522	29,934	42,522	932	29,934	656
1.00	53.02	47,681	33,561	47,681	899	33,561	633
1.00	54.00	52,623	37,049	52,623	974	37,049	686
1.00	55.84	57,587	40,523	57,587	1,031	40,523	726
1.00	54.77	62,517	43,984	62,517	1,141	43,984	803
1.00	54.47	67,345	47,407	67,345	1,236	47,407	870
1.00	57.03	72,556	51,053	72,556	1,272	51,053	895
1.00	63.14	77,527	54,559	77,527	1,228	54,559	864
1.00	60.06	82,470	58,080	82,470	1,373	58,080	967
1.00	64.55	87,505	61,602	87,505	1,356	61,602	954
1.00	62.59	92,432	65,074	92,432	1,477	65,074	1,040
1.00	62.95	97,424	68,621	97,424	1,548	68,621	1,090
1.00	68.96	146,919	103,990	146,919	2,131	103,990	1,508

Note : Claims from pharmacies where the issue of dispersed prescription was confirmed

제Ⅳ-11-9표
Table Ⅳ-11-9

방문일당 약제비 크기별 요양급여
Review Records by the Amount

구 분 Division	청 구 건 수 Claims	일 수 Number of Days		요 양 급 여 비 용 (천 원) Medical Expenses (KRW 1,000)	
		방 문 Visit	투 약 Administration	계 Total	급 여 비 Benefit
계 Total	103,083	103,083	1,855,457	3,842,084	2,769,872
0 ~ 3,000 원 KRW	3	3	127	3	2
3,001 ~ 4,000	-	-	-	-	-
4,001 ~ 5,000	67	67	125	325	243
5,001 ~ 6,000	952	952	1,954	5,389	4,009
6,001 ~ 7,000	3,226	3,226	10,715	21,174	15,682
7,001 ~ 8,000	5,954	5,954	20,294	45,139	33,388
8,001 ~ 9,000	7,355	7,355	26,031	62,656	46,416
9,001 ~ 10,000	7,487	7,487	30,504	71,014	53,008
10,001 ~ 12,000	12,077	12,077	61,582	132,105	95,956
12,001 ~ 14,000	8,796	8,796	57,553	114,200	81,331
14,001 ~ 16,000	5,809	5,809	46,515	86,938	62,026
16,001 ~ 18,000	4,659	4,659	52,738	78,835	56,319
18,001 ~ 20,000	3,124	3,124	40,937	59,212	42,496
20,001 ~ 25,000	5,593	5,593	98,732	124,740	89,155
25,001 ~ 30,000	3,864	3,864	82,632	105,477	75,319
30,001 ~ 35,000	2,906	2,906	72,080	94,276	67,271
35,001 ~ 40,000	2,876	2,876	90,534	107,466	76,585
40,001 ~ 45,000	2,983	2,983	94,284	126,531	90,374
45,001 ~ 50,000	2,032	2,032	67,847	96,785	69,100
50,001 ~ 55,000	1,865	1,865	66,285	98,251	69,908
55,001 ~ 60,000	1,908	1,908	73,831	109,966	78,318
60,001 ~ 65,000	1,788	1,788	68,924	111,625	79,660
65,001 ~ 70,000	1,486	1,486	60,034	100,169	71,250
70,001 ~ 75,000	1,308	1,308	51,350	94,797	67,889
75,001 ~ 80,000	1,327	1,327	60,607	102,838	73,538
80,001 ~ 85,000	1,045	1,045	44,504	86,135	61,652
85,001 ~ 90,000	1,012	1,012	43,223	88,592	63,052
90,001 ~ 95,000	1,000	1,000	39,651	92,429	66,234
95,001 ~ 100,000	987	987	38,961	96,214	68,630
100,001 이상 and over	9,594	9,594	452,903	1,528,806	1,111,062

주 : 약국 요양급여비용명세서의 처방전발행기관이 확인된 명세서를 기준으로 함

비용 심사실적(처방조제) (한방병원)

of Drug cost per visit(Prescription) (Oriental Hospital)

(단위 : 건, 일, 원)

Unit : Claim, Day, KRW

건 당 일 수 Days per claim		건 당 요양급여비용 Medical Expenses per claim	건 당 급 여 비 Benefit per claim	일 당 요 양 급 여 비 용 Medical Expenses per day		일 당 급 여 비 Benefit per day	
방 문 Visit	투 약 Administration			방 문 Visit	투 약 Administration	방 문 Visit	투 약 Administration
1.00	18.00	37,272	26,870	37,272	2,071	26,870	1,493
1.00	42.33	877	543	877	21	543	13
-	-	-	-	-	-	-	-
1.00	1.87	4,851	3,632	4,851	2,600	3,632	1,947
1.00	2.05	5,661	4,212	5,661	2,758	4,212	2,052
1.00	3.32	6,564	4,861	6,564	1,976	4,861	1,464
1.00	3.41	7,581	5,608	7,581	2,224	5,608	1,645
1.00	3.54	8,519	6,311	8,519	2,407	6,311	1,783
1.00	4.07	9,485	7,080	9,485	2,328	7,080	1,738
1.00	5.10	10,939	7,945	10,939	2,145	7,945	1,558
1.00	6.54	12,983	9,246	12,983	1,984	9,246	1,413
1.00	8.01	14,966	10,678	14,966	1,869	10,678	1,333
1.00	11.32	16,921	12,088	16,921	1,495	12,088	1,068
1.00	13.10	18,954	13,603	18,954	1,446	13,603	1,038
1.00	17.65	22,303	15,940	22,303	1,263	15,940	903
1.00	21.39	27,297	19,492	27,297	1,276	19,492	911
1.00	24.80	32,442	23,149	32,442	1,308	23,149	933
1.00	31.48	37,367	26,629	37,367	1,187	26,629	846
1.00	31.61	42,417	30,296	42,417	1,342	30,296	959
1.00	33.39	47,630	34,006	47,630	1,427	34,006	1,018
1.00	35.54	52,681	37,484	52,681	1,482	37,484	1,055
1.00	38.70	57,634	41,047	57,634	1,489	41,047	1,061
1.00	38.55	62,430	44,553	62,430	1,620	44,553	1,156
1.00	40.40	67,408	47,947	67,408	1,669	47,947	1,187
1.00	39.26	72,474	51,903	72,474	1,846	51,903	1,322
1.00	45.67	77,496	55,416	77,496	1,697	55,416	1,213
1.00	42.59	82,426	58,998	82,426	1,935	58,998	1,385
1.00	42.71	87,541	62,304	87,541	2,050	62,304	1,459
1.00	39.65	92,429	66,234	92,429	2,331	66,234	1,670
1.00	39.47	97,481	69,534	97,481	2,469	69,534	1,762
1.00	47.21	159,350	115,808	159,350	3,376	115,808	2,453

Note : Claims from pharmacies where the issue of dispersed prescription was confirmed

제Ⅳ-12표
Table Ⅳ-12

방문일당 약제비 크기별 요양급여
Review Records by the Amount

구 분 Division	청 구 건 수 Claims	일 수 Number of Days		요 양 급 여 비 용 (천 원) Medical Expenses (KRW 1,000)	
		방 문 Visit	투 약 Administration	계 Total	급 여 비 Benefit
계 Total	1,139,449	1,139,449	3,698,564	7,828,991	4,758,419
0 ~1,000 원 KRW	1,735	1,735	6,549	13	-
1,001 ~ 2,000	60	60	179	109	-
2,001 ~ 3,000	171	171	592	434	92
3,001 ~ 4,000	8,782	8,782	13,677	33,717	20,357
4,001 ~ 5,000	153,767	153,767	392,910	711,358	434,907
5,001 ~ 6,000	295,575	295,575	875,296	1,629,596	993,200
6,001 ~ 7,000	255,950	255,950	824,479	1,657,011	1,007,896
7,001 ~ 8,000	169,511	169,511	603,475	1,261,211	765,769
8,001 ~ 9,000	100,465	100,465	382,940	852,038	516,705
9,001 ~ 10,000	60,582	60,582	232,253	572,715	347,211
10,001 ~ 11,000	39,158	39,158	145,492	410,052	248,498
11,001 ~ 12,000	27,082	27,082	100,592	308,212	186,356
12,001 ~ 13,000	10,751	10,751	46,666	133,530	80,741
13,001 ~ 14,000	4,343	4,343	20,192	58,188	35,211
14,001 ~ 15,000	2,729	2,729	12,725	39,706	24,080
15,001 ~ 16,000	2,894	2,894	13,872	44,753	27,097
16,001 ~ 17,000	1,667	1,667	7,952	27,480	16,616
17,001 ~ 18,000	1,046	1,046	4,973	18,306	11,047
18,001 ~ 19,000	879	879	3,799	16,145	9,763
19,001 ~ 20,000	799	799	3,146	15,661	9,449
20,001 ~ 25,000	761	761	3,139	16,636	10,038
25,001 ~ 30,000	532	532	2,390	14,031	8,506
30,001 ~ 35,000	76	76	483	2,402	1,445
35,001 ~ 40,000	59	59	283	2,254	1,356
40,001 ~ 45,000	46	46	312	1,934	1,178
45,001 ~ 50,000	20	20	153	938	564
50,001 이상 and over	9	9	45	560	336

주 : 심사결정기준

비용 심사실적(직접조제)

of Drug cost per visit (Without prescription)

(단위 : 건, 일, 원)

Unit : Claim, Day, KRW

건 당 일 수 Days per claim		건 당 요양급여비용 Medical Expenses per claim	건 당 급 여 비 Benefit per claim	일 당 요 양 급 여 비 용 Medical Expenses per day		일 당 급 여 비 Benefit per day	
방 문 Visit	투 약 Administration			방 문 Visit	투 약 Administration	방 문 Visit	투 약 Administration
1.00	3.25	6,871	4,176	6,871	2,117	4,176	1,287
1.00	3.77	8	-	8	2	-	-
1.00	2.98	1,816	1	1,816	609	1	-
1.00	3.46	2,537	540	2,537	733	540	156
1.00	1.56	3,839	2,318	3,839	2,465	2,318	1,488
1.00	2.56	4,626	2,828	4,626	1,810	2,828	1,107
1.00	2.96	5,513	3,360	5,513	1,862	3,360	1,135
1.00	3.22	6,474	3,938	6,474	2,010	3,938	1,222
1.00	3.56	7,440	4,518	7,440	2,090	4,518	1,269
1.00	3.81	8,481	5,143	8,481	2,225	5,143	1,349
1.00	3.83	9,454	5,731	9,454	2,466	5,731	1,495
1.00	3.72	10,472	6,346	10,472	2,818	6,346	1,708
1.00	3.71	11,381	6,881	11,381	3,064	6,881	1,853
1.00	4.34	12,420	7,510	12,420	2,861	7,510	1,730
1.00	4.65	13,398	8,108	13,398	2,882	8,108	1,744
1.00	4.66	14,550	8,824	14,550	3,120	8,824	1,892
1.00	4.79	15,464	9,363	15,464	3,226	9,363	1,953
1.00	4.77	16,485	9,967	16,485	3,456	9,967	2,089
1.00	4.75	17,501	10,561	17,501	3,681	10,561	2,221
1.00	4.32	18,367	11,107	18,367	4,250	11,107	2,570
1.00	3.94	19,601	11,825	19,601	4,978	11,825	3,003
1.00	4.12	21,861	13,190	21,861	5,300	13,190	3,198
1.00	4.49	26,374	15,988	26,374	5,871	15,988	3,559
1.00	6.36	31,607	19,010	31,607	4,973	19,010	2,991
1.00	4.80	38,201	22,986	38,201	7,964	22,986	4,792
1.00	6.78	42,045	25,618	42,045	6,199	25,618	3,777
1.00	7.65	46,923	28,203	46,923	6,134	28,203	3,687
1.00	5.00	62,208	37,374	62,208	12,442	37,374	7,475

Note : According to the review result

제Ⅳ-13표

Table IV-13

투약일수별 처방전

Prescription times per Prescription day

구 분 Division		계 Total	상급종합병원 Tertiary hospital	중 합 병 원 General hospital	병 원 Hospital	요 양 병 원 Healthcare Institute	의 원 Clinic
계	Total	512,476,661	17,018,235	35,412,718	40,656,009	1,124,485	400,117,935
1	일 Day	30,971,102	1,098,592	1,311,764	1,602,462	18,426	26,511,193
2		38,300,856	105,198	588,808	1,521,500	17,837	34,078,087
3		156,862,335	287,466	2,515,418	10,165,141	181,584	134,440,632
4		40,556,441	104,935	1,135,343	4,089,185	27,530	34,676,981
5		46,052,654	372,891	2,538,122	4,450,450	92,010	36,360,890
6		2,667,219	57,220	185,093	293,903	2,102	2,071,954
7		46,510,414	1,036,344	4,501,296	6,325,212	117,236	33,920,277
8		1,298,045	50,834	119,053	94,757	3,014	1,007,958
9		239,558	20,998	44,855	29,245	555	139,196
10		7,162,759	194,100	497,153	527,735	19,288	5,851,102
11		101,055	14,702	21,681	10,867	450	50,494
12		499,141	34,862	72,131	65,950	1,670	311,329
13		77,990	11,378	18,234	8,966	445	36,508
14		15,898,340	1,107,478	2,603,894	2,438,233	71,897	9,583,962
15		6,029,526	180,525	486,535	473,933	31,859	4,800,460
16		137,652	25,787	33,977	14,018	1,083	60,352
17		72,373	16,020	19,600	7,181	761	27,971
18		89,364	17,622	21,638	7,986	760	40,427
19		30,269	6,555	8,260	2,832	278	11,776
20		1,606,246	61,416	108,090	91,192	6,931	1,322,374
21		2,723,410	398,384	478,341	333,108	14,312	1,487,855
22		65,130	18,179	17,064	4,532	402	24,132
23		68,439	11,588	15,540	6,032	492	33,903
24		76,265	15,327	15,276	6,757	422	36,030
25		167,461	24,561	28,722	11,577	1,095	99,740
26		42,044	10,535	10,866	3,049	300	16,659
27		38,081	6,173	9,091	2,836	381	19,039
28		8,864,110	1,049,241	2,048,662	1,042,411	71,009	4,611,981
29		70,712	14,929	19,563	4,286	968	30,553
30		56,990,768	1,001,625	3,846,178	3,733,679	266,604	47,179,248
31		115,270	17,103	31,862	11,038	2,010	52,563
32		72,622	15,042	26,720	4,495	346	25,307
33		69,733	10,899	19,741	3,602	799	33,620
34		35,107	4,689	8,850	1,871	213	18,955
35		1,588,695	419,202	660,840	83,682	6,206	412,164
36		73,681	19,000	20,525	2,978	647	29,958
37		57,929	11,038	15,639	3,001	590	27,239
38		24,302	6,350	8,488	1,202	108	7,805
39		10,455	2,430	3,290	648	79	3,658
40		615,511	59,360	82,449	36,121	1,844	429,616
41		9,229	2,401	3,242	533	27	2,744
42		602,946	185,932	209,524	37,956	628	163,914
43		20,137	7,998	7,039	844	49	3,903
44		14,527	4,119	4,160	969	62	4,919
45		822,459	80,036	114,405	59,187	2,874	558,739
46		24,124	5,123	8,111	950	65	9,426
47		9,849	2,689	3,502	530	17	2,786
48		13,801	3,822	4,518	834	31	4,162
49		126,258	44,635	49,369	4,726	246	26,396
50		264,408	57,382	61,552	13,309	806	128,765
51		8,604	2,805	3,226	371	27	1,941
52		12,776	3,828	4,730	744	23	3,069
53		19,580	4,260	7,371	1,313	65	6,102
54		12,827	3,578	4,599	722	28	3,478
55		29,572	8,907	11,361	1,295	63	7,507
56		2,498,436	478,960	827,668	204,484	8,289	965,482
57		33,166	17,858	9,959	753	61	4,264
58		36,017	9,568	15,289	1,255	111	9,311
59		7,819	2,517	3,201	328	30	1,618
60		21,714,611	791,060	2,958,939	1,816,587	113,043	14,891,026
61	일 이상 and over	19,262,451	7,380,179	6,902,301	990,666	33,397	3,434,435

주 : 1) 심사결정기준

2) 종별구분은 약국 요양급여비용명세서의 처방전발행기관이 확인된 명세서만 대상으로 작성함

발행기관종별 원외처방전건수

and by Provider Type

(단위 : 건)

Unit : Claim

치 과 병 원 Dental hospital	치 과 의 원 Dental clinic	보 건 의 료 원 Hospitalized health center	보 건 소 Health center	보 건 지 소 Health subcenter	한방병원 Oriental hospital
899,932	13,568,250	345,737	2,586,673	643,437	103,083
32,743	354,270	10,450	18,480	10,548	2,167
54,612	1,902,533	8,141	15,545	6,362	2,226
473,466	8,522,452	66,713	140,845	42,992	25,566
21,028	424,548	11,993	51,388	11,013	2,490
151,551	1,844,343	48,735	139,236	44,066	10,344
3,666	39,492	760	10,306	2,489	234
86,214	390,796	31,280	62,686	23,833	15,229
1,620	3,176	1,137	12,313	3,908	274
585	1,494	141	1,615	799	75
4,734	16,169	5,885	32,137	12,602	1,851
324	230	56	1,318	926	7
1,090	533	1,077	8,556	1,775	167
179	93	242	1,158	739	48
29,894	20,824	8,802	20,486	7,536	5,331
1,963	3,849	6,726	31,218	11,139	1,319
326	36	163	1,622	224	64
182	45	54	441	100	18
158	76	47	503	129	18
74	18	29	341	100	6
527	539	1,146	9,979	3,526	524
4,996	1,472	970	2,483	907	582
173	26	56	445	105	16
104	21	65	528	133	33
115	46	101	2,014	149	28
193	104	145	1,015	223	86
43	7	52	426	70	37
25	24	51	368	84	9
5,713	2,023	5,526	15,235	4,248	8,060
83	20	26	237	44	3
12,021	33,882	64,892	679,328	158,655	14,638
174	31	48	309	112	20
96	8	45	387	102	74
61	552	36	334	83	5
49	9	50	353	66	2
899	25	536	4,577	379	185
48	13	38	400	63	11
67	2	43	253	54	3
32	-	13	246	56	2
22	1	14	252	61	-
567	40	294	4,041	1,126	53
28	2	15	180	56	1
584	33	195	3,996	82	102
28	-	15	219	41	-
41	-	12	196	47	2
281	91	417	5,503	855	67
20	2	21	338	65	3
18	-	16	233	57	1
18	3	19	318	73	3
89	1	37	693	61	5
206	125	188	1,566	458	51
9	1	14	181	29	-
6	-	16	292	56	12
8	-	29	349	82	1
12	4	13	311	82	-
17	2	26	305	85	4
530	39	1,000	9,745	1,895	344
10	1	13	203	43	1
13	1	12	418	38	1
2	-	7	92	24	-
4,074	2,649	51,086	876,968	201,683	7,475
3,521	1,474	16,008	411,163	86,099	3,205

Note: 1) According to the review result

2) Claims from pharmacies where the issue of dispersed prescription was confirmed

제Ⅳ-14표

Table IV-14

치과 소재지별 요양기관 종별

Dental Claim Review Records

구 분 Division		계 Total			
		청구건수 Claims	내원일수 Visits	요양급여비용 Medical Expenses	급 여 비 Benefit
계 Total		76,120,236	75,730,949	4,329,080,678	2,963,501,734
서 울	상급종합병원	18,034,903	17,937,539	1,029,783,026	700,050,112
	종합병원	246,622	253,544	19,546,770	9,287,984
	요양병원	206,245	209,235	17,857,609	10,439,092
	치과병원	25,284	34,409	1,101,835	690,715
	치과대학병원	4,941	5,244	264,691	185,752
	치과보건관	1,152,995	1,144,958	78,760,559	49,186,289
	치과보건관	16,398,190	16,289,539	912,205,286	630,232,759
	한방병원	-	-	-	-
	한방병원	626	610	46,276	27,521
부 산	상급종합병원	5,286,360	5,252,582	309,894,688	211,220,268
	종합병원	43,099	44,715	3,761,233	1,742,848
	요양병원	93,894	93,759	6,523,468	3,795,774
	치과병원	10,500	10,126	745,829	467,046
	치과대학병원	1,024	2,703	80,137	55,046
	치과보건관	347,950	345,023	20,719,163	12,776,890
	치과보건관	4,789,893	4,756,256	278,064,858	192,382,665
	한방병원	-	-	-	-
	한방병원	-	-	-	-
대 구	상급종합병원	3,867,221	3,846,715	225,766,123	153,934,849
	종합병원	22,491	27,306	3,618,615	2,148,537
	요양병원	38,263	37,954	2,939,555	1,757,641
	치과병원	4,073	4,013	192,652	119,764
	치과대학병원	247	104	22,197	16,050
	치과보건관	362,804	359,388	22,323,988	13,632,895
	치과보건관	3,439,343	3,417,950	196,669,117	136,259,962
	한방병원	-	-	-	-
	한방병원	-	-	-	-
인 천	상급종합병원	4,169,868	4,150,925	223,955,456	154,473,116
	종합병원	33,976	35,110	2,739,517	1,236,364
	요양병원	43,995	43,858	2,833,897	1,608,811
	치과병원	3,261	3,290	128,591	79,556
	치과대학병원	-	-	-	-
	치과보건관	86,093	85,498	4,792,040	2,936,592
	치과보건관	4,002,543	3,983,169	213,461,411	148,611,793
	한방병원	-	-	-	-
	한방병원	-	-	-	-
광 주	상급종합병원	2,659,322	2,651,644	148,512,317	101,696,658
	종합병원	5,792	12,413	2,609,918	1,914,669
	요양병원	20,162	19,957	1,647,877	964,921
	치과병원	50	49	1,920	1,161
	치과대학병원	414	397	20,044	12,719
	치과보건관	286,771	286,081	17,978,083	10,950,988
	치과보건관	2,346,133	2,332,747	126,254,475	87,852,200
	한방병원	-	-	-	-
	한방병원	-	-	-	-
대 전	상급종합병원	2,491,935	2,478,195	139,606,435	95,470,185
	종합병원	3,140	3,176	199,745	74,236
	요양병원	60,185	60,795	4,553,664	2,676,807
	치과병원	1,261	1,261	49,773	29,989
	치과대학병원	-	-	-	-
	치과보건관	202,989	202,730	12,496,293	7,754,956
	치과보건관	2,224,360	2,210,233	122,306,960	84,934,197
	한방병원	-	-	-	-
	한방병원	-	-	-	-
울 산	상급종합병원	1,613,069	1,609,450	82,299,133	56,630,641
	종합병원	-	-	-	-
	요양병원	42,119	45,621	3,488,371	2,113,591
	치과병원	-	-	-	-
	치과대학병원	1,472	1,120	117,568	81,423
	치과보건관	92,473	92,031	4,802,361	2,941,283
	치과보건관	1,477,005	1,470,678	73,890,834	51,494,344
	한방병원	-	-	-	-
	한방병원	-	-	-	-
세 종	상급종합병원	369,936	368,306	19,046,581	13,410,599
	종합병원	-	-	-	-
	요양병원	-	-	-	-
	치과병원	-	-	-	-
	치과대학병원	-	-	-	-
	치과보건관	11,497	11,468	568,646	354,072
	치과보건관	358,439	356,838	18,477,935	13,056,527
	한방병원	-	-	-	-
	한방병원	-	-	-	-

주 : 치과명세서 심사결정기준

요양급여비용 심사실적

by Location of Provider

(단위 : 건, 일, 천원)

Unit : Claim, Day, KRW 1,000

치과입원 Inpatient				치과외래 Outpatient			
청구건수 Claims	내원일수 Visits	요양급여비용 Medical Expenses	급 여 비 Benefit	청구건수 Claims	내원일수 Visits	요양급여비용 Medical Expenses	급 여 비 Benefit
35,283	115,115	32,143,775	25,207,986	76,084,953	75,615,834	4,296,936,903	2,938,293,748
10,435	43,283	12,502,806	10,134,147	18,024,468	17,894,256	1,017,280,220	689,915,966
2,855	11,253	5,172,360	4,164,224	243,767	242,291	14,374,410	5,123,760
1,434	6,144	1,827,228	1,383,572	204,811	203,091	16,030,382	9,055,520
746	10,002	24,540	19,956	24,538	24,407	1,077,295	670,759
1,174	1,497	81,733	66,543	3,767	3,747	182,958	119,209
4,200	14,358	5,374,976	4,482,595	1,148,795	1,130,600	73,385,582	44,703,693
26	29	21,969	17,257	16,398,164	16,289,510	912,183,316	630,215,502
-	-	-	-	-	-	-	-
-	-	-	-	626	610	46,276	27,521
2,362	5,876	1,263,987	957,371	5,283,998	5,246,706	308,630,702	210,262,897
938	2,654	885,981	677,696	42,161	42,061	2,875,251	1,065,152
788	1,153	301,353	224,253	93,106	92,606	6,222,116	3,571,521
402	154	46,618	33,579	10,098	9,972	699,212	433,467
233	1,915	29,999	21,814	791	788	50,138	33,232
-	-	-	-	347,950	345,023	20,719,163	12,776,890
1	-	36	29	4,789,892	4,756,256	278,064,822	192,382,636
-	-	-	-	-	-	-	-
-	-	-	-	-	-	-	-
1,671	6,399	2,185,620	1,660,018	3,865,550	3,840,316	223,580,503	152,274,831
1,116	6,083	2,107,928	1,603,992	21,375	21,223	1,510,687	544,545
360	316	71,057	50,556	37,903	37,638	2,868,499	1,707,085
55	-	2,457	2,020	4,018	4,013	190,195	117,745
139	-	4,178	3,449	108	104	18,019	12,600
-	-	-	-	362,804	359,388	22,323,988	13,632,895
1	-	1	1	3,439,342	3,417,950	196,669,115	136,259,961
-	-	-	-	-	-	-	-
-	-	-	-	-	-	-	-
819	2,583	809,710	601,064	4,169,049	4,148,342	223,145,745	153,872,052
436	1,831	602,081	447,116	33,540	33,279	2,137,436	789,247
378	716	204,538	151,641	43,617	43,142	2,629,359	1,457,171
5	36	3,091	2,307	3,256	3,254	125,499	77,250
-	-	-	-	-	-	-	-
-	-	-	-	86,093	85,498	4,792,040	2,936,592
-	-	-	-	4,002,543	3,983,169	213,461,411	148,611,793
-	-	-	-	-	-	-	-
-	-	-	-	-	-	-	-
-	-	-	-	-	-	-	-
1,225	7,703	2,224,289	1,732,668	2,658,097	2,643,941	146,288,028	99,963,991
1,071	7,692	2,187,723	1,707,189	4,721	4,721	422,195	207,479
127	-	29,264	19,958	20,035	19,957	1,618,613	944,964
1	-	32	26	49	49	1,888	1,135
14	-	79	64	400	397	19,965	12,655
11	11	7,182	5,424	286,760	286,070	17,970,901	10,945,564
1	-	8	7	2,346,132	2,332,747	126,254,467	87,852,194
-	-	-	-	-	-	-	-
-	-	-	-	-	-	-	-
734	2,849	873,406	655,533	2,491,201	2,475,346	138,733,029	94,814,652
16	59	17,937	14,497	3,124	3,117	181,809	59,739
444	1,758	525,901	392,689	59,741	59,037	4,027,764	2,284,118
-	-	-	-	1,261	1,261	49,773	29,989
-	-	-	-	-	-	-	-
274	1,032	329,569	248,347	202,715	201,698	12,166,724	7,506,609
-	-	-	-	2,224,360	2,210,233	122,306,960	84,934,197
-	-	-	-	-	-	-	-
-	-	-	-	-	-	-	-
1,595	4,974	1,096,432	817,898	1,611,474	1,604,476	81,202,701	55,812,743
-	-	-	-	-	-	-	-
1,011	4,743	1,037,645	776,892	41,108	40,878	2,450,726	1,336,698
-	-	-	-	-	-	-	-
583	231	58,770	40,992	889	889	58,798	40,432
-	-	-	-	92,473	92,031	4,802,361	2,941,283
1	-	18	14	1,477,004	1,470,678	73,890,816	51,494,330
-	-	-	-	-	-	-	-
-	-	-	-	-	-	-	-
-	-	-	-	369,936	368,306	19,046,581	13,410,599
-	-	-	-	-	-	-	-
-	-	-	-	-	-	-	-
-	-	-	-	-	-	-	-
-	-	-	-	-	-	-	-
-	-	-	-	-	-	-	-
-	-	-	-	11,497	11,468	568,646	354,072
-	-	-	-	358,439	356,838	18,477,935	13,056,527
-	-	-	-	-	-	-	-
-	-	-	-	-	-	-	-

Note : According to dental claim review records

제Ⅳ-14표

Table Ⅳ-14

치과 소재지별 요양기관 종별

Dental Claim Review Records

구 분 Division								계 Total			
								청구건수 Claims	내원일수 Visits	요양급여비용 Medical Expenses	급 여 비 Benefit
경 기								17,467,005	17,383,273	930,944,488	642,496,250
	상	급	중	합	병	원	Tertiary hospital	107,441	109,459	8,288,593	3,561,414
	중	합	병	원	원	원	General hospital	287,529	287,802	19,259,446	11,131,743
	요						Hospital	19,550	19,682	887,412	565,003
	치	양	병	원	원	원	Healthcare Institute	977	945	52,551	32,748
	치	과	병	원	원	원	Dental hospital	480,922	478,015	26,184,323	16,091,463
	보	과	의	원	원	원	Dental clinic	16,569,249	16,486,035	876,211,598	611,075,385
	한	건	기	관	원	원	Health center	653	653	17,638	12,863
		방	병	원	원	원	Oriental hospital	684	682	42,926	25,630
강 원								1,901,989	1,891,994	115,183,385	78,978,942
	상	급	중	합	병	원	Tertiary hospital	16,543	17,120	1,379,428	673,614
	중	합	병	원	원	원	General hospital	22,677	23,522	1,687,892	1,036,758
	요						Hospital	11,190	11,164	642,542	400,437
	치	양	병	원	원	원	Healthcare Institute	1,740	1,491	100,404	61,125
	치	과	병	원	원	원	Dental hospital	66,904	67,158	4,733,102	2,994,604
	보	과	의	원	원	원	Dental clinic	1,781,656	1,770,260	106,605,858	73,787,666
	한	건	기	관	원	원	Health center	1,279	1,279	34,158	24,739
		방	병	원	원	원	Oriental hospital	-	-	-	-
충 북								2,145,979	2,134,895	125,766,520	86,316,055
	상	급	중	합	병	원	Tertiary hospital	7,920	8,006	749,905	306,610
	중	합	병	원	원	원	General hospital	63,528	64,598	4,291,214	2,486,098
	요						Hospital	1,817	2,093	93,217	58,060
	치	양	병	원	원	원	Healthcare Institute	-	-	-	-
	치	과	병	원	원	원	Dental hospital	57,935	57,505	3,252,346	2,039,532
	보	과	의	원	원	원	Dental clinic	2,014,779	2,002,693	117,379,838	81,425,756
	한	건	기	관	원	원	Health center	-	-	-	-
		방	병	원	원	원	Oriental hospital	-	-	-	-
충 남								2,782,718	2,770,768	166,760,422	113,526,718
	상	급	중	합	병	원	Tertiary hospital	7,443	8,318	910,993	564,443
	중	합	병	원	원	원	General hospital	31,299	31,689	2,203,675	1,299,909
	요						Hospital	1,885	1,885	34,474	22,489
	치	양	병	원	원	원	Healthcare Institute	2,394	2,177	122,508	79,542
	치	과	병	원	원	원	Dental hospital	295,387	295,851	18,053,653	11,325,650
	보	과	의	원	원	원	Dental clinic	2,443,319	2,429,857	145,414,571	100,219,116
	한	건	기	관	원	원	Health center	991	991	20,548	15,570
		방	병	원	원	원	Oriental hospital	-	-	-	-
전 북								2,744,575	2,730,816	170,531,571	117,205,949
	상	급	중	합	병	원	Tertiary hospital	963	6,312	1,782,320	1,335,077
	중	합	병	원	원	원	General hospital	22,989	22,463	1,402,447	806,831
	요						Hospital	602	562	26,599	16,887
	치	양	병	원	원	원	Healthcare Institute	-	-	-	-
	치	과	병	원	원	원	Dental hospital	105,315	105,015	7,290,384	4,464,473
	보	과	의	원	원	원	Dental clinic	2,611,984	2,593,743	159,971,520	110,538,694
	한	건	기	관	원	원	Health center	2,722	2,721	58,300	43,987
		방	병	원	원	원	Oriental hospital	-	-	-	-
전 남								2,341,719	2,324,524	149,100,483	101,580,155
	상	급	중	합	병	원	Tertiary hospital	4,133	4,132	178,635	113,350
	중	합	병	원	원	원	General hospital	25,067	23,960	1,561,452	918,875
	요						Hospital	2,768	3,899	122,658	80,750
	치	양	병	원	원	원	Healthcare Institute	141	32	4,330	3,493
	치	과	병	원	원	원	Dental hospital	202,386	201,087	11,515,464	7,189,019
	보	과	의	원	원	원	Dental clinic	2,106,439	2,090,629	135,700,415	93,261,941
	한	건	기	관	원	원	Health center	785	785	17,529	12,726
		방	병	원	원	원	Oriental hospital	-	-	-	-
경 북								3,139,266	3,119,460	199,075,348	136,274,761
	상	급	중	합	병	원	Tertiary hospital	-	-	-	-
	중	합	병	원	원	원	General hospital	52,412	51,336	4,091,541	2,416,463
	요						Hospital	3,202	3,118	146,261	98,384
	치	양	병	원	원	원	Healthcare Institute	345	341	9,861	5,970
	치	과	병	원	원	원	Dental hospital	206,486	205,119	12,065,665	7,459,337
	보	과	의	원	원	원	Dental clinic	2,874,667	2,857,392	182,719,579	126,263,273
	한	건	기	관	원	원	Health center	2,154	2,154	42,441	31,333
		방	병	원	원	원	Oriental hospital	-	-	-	-
경 남								4,181,586	4,160,775	243,267,089	166,224,172
	상	급	중	합	병	원	Tertiary hospital	11,239	12,104	1,067,177	522,527
	중	합	병	원	원	원	General hospital	97,496	93,870	5,644,324	3,188,829
	요						Hospital	10,555	10,358	532,837	353,923
	치	양	병	원	원	원	Healthcare Institute	4,288	3,291	263,428	173,294
	치	과	병	원	원	원	Dental hospital	367,169	371,587	22,800,182	14,334,318
	보	과	의	원	원	원	Dental clinic	3,690,443	3,669,169	212,952,076	147,646,018
	한	건	기	관	원	원	Health center	396	396	7,065	5,263
		방	병	원	원	원	Oriental hospital	-	-	-	-
제 주								922,785	919,088	49,587,614	34,012,303
	상	급	중	합	병	원	Tertiary hospital	-	-	-	-
	중	합	병	원	원	원	General hospital	24,831	24,784	1,645,014	978,698
	요						Hospital	-	-	-	-
	치	양	병	원	원	원	Healthcare Institute	-	-	-	-
	치	과	병	원	원	원	Dental hospital	9,148	9,082	491,774	300,593
	보	과	의	원	원	원	Dental clinic	888,806	885,222	47,450,826	32,733,012
	한	건	기	관	원	원	Health center	-	-	-	-
		방	병	원	원	원	Oriental hospital	-	-	-	-

주 : 치과명세서 심사결정기준

요양급여비용 심사실적 <계속>

by Location of Provider <Cont'd>

(단위 : 건, 원, 천원)

Unit : Case, Day, KRW 1,000

치과입원 Inpatient				치과외래 Outpatient			
청구건수 Claims	내원일수 Visits	요양급여비용 Medical Expenses	급 여 비 Benefit	청구건수 Claims	내원일수 Visits	요양급여비용 Medical Expenses	급 여 비 Benefit
4,294	10,068	3,195,459	2,523,910	17,462,711	17,373,205	927,749,029	639,972,340
1,281	3,593	1,407,120	1,085,766	106,160	105,866	6,881,473	2,475,648
2,644	5,807	1,746,236	1,404,741	284,885	281,995	17,513,210	9,727,002
242	469	10,838	8,698	19,308	19,213	876,574	556,305
17	-	551	441	960	945	52,000	32,307
100	191	29,158	23,018	480,822	477,824	26,155,165	16,068,445
10	8	1,557	1,245	16,569,239	16,486,027	876,210,042	611,074,140
-	-	-	-	653	653	17,638	12,863
-	-	-	-	684	682	42,926	25,630
1,464	3,201	1,001,222	772,164	1,900,525	1,888,793	114,182,163	78,206,778
256	848	376,028	295,575	16,287	16,272	1,003,400	378,039
314	1,190	268,284	194,636	22,363	22,332	1,419,608	842,122
47	91	1,976	1,584	11,143	11,073	640,565	398,853
248	-	30,047	18,397	1,492	1,491	70,358	42,728
597	1,072	324,854	261,946	66,307	66,086	4,408,248	2,732,659
2	-	33	27	1,781,654	1,770,260	106,605,825	73,787,639
-	-	-	-	1,279	1,279	34,158	24,739
-	-	-	-	-	-	-	-
910	2,983	462,330	342,165	2,145,069	2,131,912	125,304,190	85,973,890
99	220	92,751	69,890	7,821	7,786	657,154	236,720
789	2,457	356,309	263,143	62,739	62,141	3,934,905	2,222,955
22	306	13,270	9,133	1,795	1,787	79,947	48,928
-	-	-	-	-	-	-	-
-	-	-	-	57,935	57,505	3,252,346	2,039,532
-	-	-	-	2,014,779	2,002,693	117,379,838	81,425,756
-	-	-	-	-	-	-	-
-	-	-	-	-	-	-	-
1,340	5,374	1,421,259	1,131,798	2,781,378	2,765,394	165,339,163	112,394,920
163	1,178	432,537	362,263	7,280	7,140	478,456	202,180
604	1,169	125,034	93,492	30,695	30,520	2,078,641	1,206,417
-	-	-	-	1,885	1,885	34,474	22,489
194	-	9,501	7,576	2,200	2,177	113,007	71,966
377	3,027	854,137	668,426	295,010	292,824	17,199,515	10,657,223
2	-	51	40	2,443,317	2,429,857	145,414,520	100,219,075
-	-	-	-	991	991	20,548	15,570
-	-	-	-	-	-	-	-
1,625	6,514	1,868,243	1,400,085	2,742,950	2,724,302	168,663,328	115,805,863
960	6,309	1,782,242	1,335,064	3	3	78	13
616	193	84,682	63,955	22,373	22,270	1,317,765	742,875
49	12	1,319	1,066	553	550	25,281	15,821
-	-	-	-	-	-	-	-
-	-	-	-	105,315	105,015	7,290,384	4,464,473
-	-	-	-	2,611,984	2,593,743	159,971,520	110,538,694
-	-	-	-	2,722	2,721	58,300	43,987
-	-	-	-	-	-	-	-
1,283	1,563	93,746	73,162	2,340,436	2,322,961	149,006,737	101,506,993
-	-	-	-	4,133	4,132	178,635	113,350
852	111	74,971	58,296	24,215	23,849	1,486,481	860,579
321	1,452	15,043	11,774	2,447	2,447	107,615	68,977
109	-	3,693	3,061	32	32	637	432
-	-	-	-	202,386	201,087	11,515,464	7,189,019
1	-	39	31	2,106,438	2,090,629	135,700,376	93,261,910
-	-	-	-	785	785	17,529	12,726
-	-	-	-	-	-	-	-
826	369	215,322	153,657	3,138,440	3,119,091	198,860,026	136,121,104
-	-	-	-	-	-	-	-
743	364	212,015	151,019	51,669	50,972	3,879,526	2,265,444
79	5	3,110	2,489	3,123	3,113	143,151	95,896
4	-	198	149	341	341	9,663	5,821
-	-	-	-	206,486	205,119	12,065,665	7,459,337
-	-	-	-	2,874,667	2,857,392	182,719,579	126,263,273
-	-	-	-	2,154	2,154	42,441	31,333
-	-	-	-	-	-	-	-
4,259	10,925	2,733,836	2,094,055	4,177,327	4,149,850	240,533,253	164,130,117
352	1,243	317,652	245,228	10,887	10,861	749,525	277,299
1,247	2,461	424,327	322,971	96,249	91,409	5,219,997	2,865,858
125	-	6,239	5,041	10,430	10,358	526,598	348,882
1,013	30	86,488	62,129	3,275	3,261	176,939	111,165
1,521	7,191	1,898,021	1,458,132	365,648	364,396	20,902,160	12,876,186
1	-	1,108	554	3,690,442	3,669,169	212,950,968	147,645,464
-	-	-	-	396	396	7,065	5,263
-	-	-	-	-	-	-	-
441	451	196,108	158,292	922,344	918,637	49,391,507	33,854,011
-	-	-	-	-	-	-	-
441	451	196,108	158,292	24,390	24,333	1,448,906	820,406
-	-	-	-	-	-	-	-
-	-	-	-	-	-	-	-
-	-	-	-	9,148	9,082	491,774	300,593
-	-	-	-	888,806	885,222	47,450,826	32,733,012
-	-	-	-	-	-	-	-
-	-	-	-	-	-	-	-

Note : According to dental claim review records

제Ⅳ-15표

Table IV-15

치과 연령별 성별

Dental Claim Review Records

구 분 Division		청 구 건 수 Claims	일 수 Number of Days		원외처방횟수 Prescription times	원외처방일수 Prescription Days
			내 원 Visit	요 양 Reimbursed		
계	Total	76,120,236	75,730,949	76,061,189	14,948,908	52,467,797
남자	Male	38,047,308	37,864,290	38,097,855	8,054,175	27,646,064
여자	Female	38,072,928	37,866,659	37,963,334	6,894,733	24,821,733
0세	Age	12,095	12,173	12,408	144	462
남자	Male	6,972	7,007	7,101	84	239
여자	Female	5,123	5,166	5,307	60	223
1 ~ 4세	Subtotal	1,492,568	1,493,252	1,496,042	46,430	124,429
남자	Male	767,285	767,608	769,206	25,519	68,812
여자	Female	725,283	725,644	726,836	20,911	55,617
5 ~ 9세	Subtotal	6,057,731	6,059,724	6,070,335	144,179	410,675
남자	Male	3,027,022	3,028,364	3,035,833	78,540	224,859
여자	Female	3,030,709	3,031,360	3,034,502	65,639	185,816
10 ~ 14세	Subtotal	2,540,555	2,541,944	2,547,783	75,852	272,756
남자	Male	1,280,863	1,281,699	1,285,008	35,285	118,210
여자	Female	1,259,692	1,260,245	1,262,775	40,567	154,546
15 ~ 19세	Subtotal	2,393,203	2,395,533	2,407,256	391,046	1,517,781
남자	Male	1,070,609	1,072,574	1,079,557	176,380	671,754
여자	Female	1,322,594	1,322,959	1,327,699	214,666	846,027
20 ~ 24세	Subtotal	3,974,943	3,975,767	3,995,999	855,288	3,187,353
남자	Male	1,777,081	1,778,837	1,791,221	378,007	1,383,539
여자	Female	2,197,862	2,196,930	2,204,778	477,281	1,803,814
25 ~ 29세	Subtotal	3,926,521	3,927,470	3,943,814	740,808	2,738,958
남자	Male	1,863,476	1,864,555	1,874,823	358,952	1,279,173
여자	Female	2,063,045	2,062,915	2,068,991	381,856	1,459,785
30 ~ 34세	Subtotal	3,542,199	3,543,680	3,558,197	616,882	2,227,756
남자	Male	1,764,852	1,766,160	1,776,464	328,823	1,149,395
여자	Female	1,777,347	1,777,520	1,781,733	288,059	1,078,361
35 ~ 39세	Subtotal	4,295,258	4,298,168	4,314,129	778,712	2,761,283
남자	Male	2,192,881	2,194,934	2,205,879	439,025	1,512,850
여자	Female	2,102,377	2,103,234	2,108,250	339,687	1,248,433
40 ~ 44세	Subtotal	4,568,530	4,571,074	4,588,641	918,647	3,221,158
남자	Male	2,401,052	2,403,082	2,416,390	544,746	1,865,347
여자	Female	2,167,478	2,167,992	2,172,251	373,901	1,355,811
45 ~ 49세	Subtotal	5,998,777	6,003,030	6,025,871	1,356,310	4,695,507
남자	Male	3,177,177	3,180,155	3,197,011	814,608	2,769,285
여자	Female	2,821,600	2,822,875	2,828,860	541,702	1,926,222
50 ~ 54세	Subtotal	6,524,066	6,529,169	6,554,240	1,597,401	5,502,779
남자	Male	3,374,582	3,378,154	3,396,187	929,569	3,153,187
여자	Female	3,149,484	3,151,015	3,158,053	667,832	2,349,592
55 ~ 59세	Subtotal	7,679,348	7,684,287	7,709,287	1,925,702	6,643,459
남자	Male	3,922,291	3,926,104	3,943,441	1,093,319	3,699,134
여자	Female	3,757,057	3,758,183	3,765,846	832,383	2,944,325
60 ~ 64세	Subtotal	6,367,911	6,373,638	6,393,280	1,609,250	5,556,602
남자	Male	3,252,446	3,256,382	3,269,322	895,013	3,034,058
여자	Female	3,115,465	3,117,256	3,123,958	714,237	2,522,544
65 ~ 69세	Subtotal	6,095,597	5,939,251	5,972,332	1,435,551	5,049,078
남자	Male	3,140,413	3,056,559	3,082,411	768,345	2,656,670
여자	Female	2,955,184	2,882,692	2,889,921	667,206	2,392,408
70 ~ 74세	Subtotal	4,563,454	4,450,250	4,498,717	1,059,873	3,708,212
남자	Male	2,280,086	2,222,937	2,265,146	541,955	1,868,791
여자	Female	2,283,368	2,227,313	2,233,571	517,918	1,839,421
75 ~ 79세	Subtotal	3,643,882	3,551,610	3,573,013	846,263	2,926,900
남자	Male	1,707,220	1,664,331	1,678,427	406,775	1,380,593
여자	Female	1,936,662	1,887,279	1,894,586	439,488	1,546,307
80 ~ 84세	Subtotal	1,774,195	1,728,821	1,740,695	405,245	1,412,552
남자	Male	772,703	753,590	759,305	180,797	611,295
여자	Female	1,001,492	975,231	981,390	224,448	801,257
85세 이상	And over	669,403	652,108	659,150	145,325	510,097
남자	Male	268,297	261,258	265,123	58,433	198,873
여자	Female	401,106	390,850	394,027	86,892	311,224

주 : 치과명세서 심사결정기준

요양급여비용 심사실적

by Age and Gender

(단위 : 건, 일, 원)

Unit : Claim, Day, KRW

요 양 급 여 비 용 (천 원) Medical Expenses(KRW 1,000)		원 외 처방률 Prescription rate (%)	원외처방 횟 수 당 처방일수 Prescription times per prescription time	건 당 내원일수 Visits per claim	건 당 요양급여비용 Medical Expenses per claim	건 당 급 여 비 Benefit per claim	일 당 요 양 급 여 비 용 Medical Expense per day	
계 Total	급 여 비 Benefit						내 원 Visit	요 양 Reimbursed
4,329,080,678	2,963,501,734	19.74	3.51	0.99	56,872	38,932	57,164	56,916
2,152,608,561	1,473,022,385	21.27	3.43	1.00	56,577	38,716	56,851	56,502
2,176,472,117	1,490,479,349	18.21	3.60	0.99	57,166	39,148	57,477	57,331
268,421	209,241	1.18	3.21	1.01	22,193	17,300	22,051	21,633
150,921	117,038	1.20	2.85	1.01	21,647	16,787	21,539	21,254
117,500	92,202	1.16	3.72	1.01	22,936	17,998	22,745	22,141
63,840,253	50,175,379	3.11	2.68	1.00	42,772	33,617	42,752	42,673
33,192,913	26,074,561	3.32	2.70	1.00	43,260	33,983	43,242	43,152
30,647,340	24,100,817	2.88	2.66	1.00	42,256	33,230	42,235	42,165
235,742,861	177,242,420	2.38	2.85	1.00	38,916	29,259	38,903	38,835
120,283,938	90,339,271	2.59	2.86	1.00	39,737	29,844	39,719	39,621
115,458,924	86,903,150	2.17	2.83	1.00	38,096	28,674	38,088	38,049
88,805,681	66,422,875	2.98	3.60	1.00	34,955	26,145	34,936	34,856
44,833,548	33,577,846	2.75	3.35	1.00	35,003	26,215	34,980	34,890
43,972,133	32,845,029	3.22	3.81	1.00	34,907	26,074	34,892	34,822
96,988,240	68,043,423	16.32	3.88	1.00	40,527	28,432	40,487	40,290
44,835,208	31,457,505	16.44	3.81	1.00	41,878	29,383	41,802	41,531
52,153,033	36,585,918	16.23	3.94	1.00	39,432	27,662	39,422	39,281
176,461,488	120,000,008	21.51	3.73	1.00	44,393	30,189	44,384	44,160
80,971,302	55,055,717	21.25	3.66	1.00	45,564	30,981	45,519	45,205
95,490,186	64,944,291	21.72	3.78	1.00	43,447	29,549	43,465	43,311
174,569,398	119,468,140	18.86	3.70	1.00	44,459	30,426	44,448	44,264
84,844,852	58,031,976	19.25	3.56	1.00	45,530	31,142	45,504	45,255
89,724,546	61,436,163	18.51	3.82	1.00	43,491	29,779	43,494	43,366
157,212,634	108,233,678	17.41	3.61	1.00	44,383	30,556	44,364	44,183
80,454,637	55,318,871	18.62	3.50	1.00	45,587	31,345	45,553	45,289
76,757,997	52,914,807	16.21	3.74	1.00	43,187	29,772	43,183	43,081
189,708,689	130,934,360	18.12	3.55	1.00	44,167	30,483	44,137	43,974
98,844,324	68,189,750	20.00	3.45	1.00	45,075	31,096	45,033	44,809
90,864,364	62,744,610	16.15	3.68	1.00	43,220	29,845	43,202	43,099
199,938,303	138,127,420	20.10	3.51	1.00	43,764	30,235	43,740	43,572
106,357,178	73,456,222	22.67	3.42	1.00	44,296	30,593	44,259	44,015
93,581,125	64,671,198	17.25	3.63	1.00	43,175	29,837	43,165	43,080
258,517,416	178,769,452	22.59	3.46	1.00	43,095	29,801	43,064	42,901
137,066,692	94,779,569	25.62	3.40	1.00	43,141	29,831	43,101	42,873
121,450,724	83,989,883	19.19	3.56	1.00	43,043	29,767	43,024	42,933
274,754,096	190,091,319	24.47	3.44	1.00	42,114	29,137	42,081	41,920
141,543,314	97,911,303	27.52	3.39	1.00	41,944	29,014	41,900	41,677
133,210,782	92,180,016	21.19	3.52	1.00	42,296	29,268	42,276	42,181
314,391,222	217,447,695	25.06	3.45	1.00	40,940	28,316	40,914	40,781
160,092,749	110,728,328	27.85	3.38	1.00	40,816	28,231	40,776	40,597
154,298,473	106,719,367	22.15	3.54	1.00	41,069	28,405	41,057	40,973
252,437,374	174,629,827	25.25	3.45	1.00	39,642	27,423	39,606	39,485
128,508,665	88,925,288	27.48	3.39	1.00	39,511	27,341	39,464	39,307
123,928,710	85,704,539	22.91	3.53	1.00	39,779	27,509	39,756	39,670
676,867,896	441,000,328	24.17	3.52	0.97	111,042	72,347	113,965	113,334
355,588,097	231,988,946	25.14	3.46	0.97	113,230	73,872	116,336	115,360
321,279,799	209,011,382	23.15	3.59	0.98	108,717	70,727	111,451	111,173
492,544,531	324,690,451	23.82	3.50	0.98	107,932	71,150	110,678	109,486
243,713,873	160,415,740	24.38	3.45	0.97	106,888	70,355	109,636	107,593
248,830,658	164,274,711	23.25	3.55	0.98	108,975	71,944	111,718	111,405
400,353,490	269,102,380	23.83	3.46	0.97	109,870	73,850	112,725	112,049
180,118,267	120,819,174	24.44	3.39	0.97	105,504	70,770	108,223	107,314
220,235,223	148,283,207	23.29	3.52	0.97	113,719	76,566	116,695	116,245
196,712,312	134,326,219	23.44	3.49	0.97	110,874	75,711	113,784	113,008
81,286,783	55,283,613	23.99	3.38	0.98	105,198	71,546	107,866	107,054
115,425,529	79,042,605	23.01	3.57	0.97	115,254	78,925	118,357	117,614
78,966,370	54,587,121	22.29	3.51	0.97	117,965	81,546	121,094	119,800
29,921,301	20,551,668	22.37	3.40	0.97	111,523	76,600	114,528	112,858
49,045,069	34,035,453	22.23	3.58	0.97	122,275	84,854	125,483	124,471

Note : According to dental claim review records

제Ⅳ-16표

Table IV-16

한방 소재지별 요양기관 종별

Oriental Medicine Claim Review Records

구 분 Division		계 Total			
		청구건수 Claims	내원일수 Visits	요양급여비용 Medical Expenses	급 여 비 Benefit
계 Total		102,314,877	104,090,437	2,797,811,655	2,150,678,935
서 울	Seoul	22,602,587	22,916,230	585,373,532	447,527,748
	상급종합병원 Tertiary hospital	-	-	-	-
	종합병원 General hospital	13,393	13,278	399,070	210,096
	병원 Hospital	20,991	13,995	1,362,183	1,045,275
	요양병원 Healthcare Institute	70,908	17,631	6,565,536	5,299,593
	치과병원 Dental hospital	-	-	-	-
	보건복지관 Health center	-	-	-	-
	한방병원 Oriental hospital	875,416	1,213,449	52,968,826	37,245,787
	한방의료원 Oriental health Clinic	21,621,879	21,657,877	524,077,917	403,726,996
부 산	Busan	8,354,116	8,305,380	215,923,800	169,149,118
	상급종합병원 Tertiary hospital	636	668	18,742	6,376
	종합병원 General hospital	4,614	4,623	105,554	53,132
	병원 Hospital	4,985	2,579	171,408	141,018
	요양병원 Healthcare Institute	175,574	10,865	17,195,374	13,800,878
	치과병원 Dental hospital	-	-	-	-
	보건복지관 Health center	-	-	-	-
	한방병원 Oriental hospital	183,972	291,097	13,923,782	9,977,729
	한방의료원 Oriental health Clinic	7,984,335	7,995,548	184,508,939	145,169,986
대 구	Daegu	5,660,133	5,655,067	138,168,364	106,668,637
	상급종합병원 Tertiary hospital	-	-	-	-
	종합병원 General hospital	-	-	-	-
	병원 Hospital	23,774	25,771	915,034	661,943
	요양병원 Healthcare Institute	42,626	6,534	3,675,700	2,936,662
	치과병원 Dental hospital	-	-	-	-
	보건복지관 Health center	-	-	-	-
	한방병원 Oriental hospital	72,646	101,575	5,129,474	3,618,629
	한방의료원 Oriental health Clinic	5,521,087	5,521,187	128,448,156	99,451,402
인 천	Incheon	5,386,934	5,515,740	142,932,333	109,544,963
	상급종합병원 Tertiary hospital	-	-	-	-
	종합병원 General hospital	15,279	16,741	734,632	499,029
	병원 Hospital	4,786	9,711	984,785	752,546
	요양병원 Healthcare Institute	34,759	3,546	3,735,822	3,014,622
	치과병원 Dental hospital	-	-	-	-
	보건복지관 Health center	-	-	-	-
	한방병원 Oriental hospital	126,894	259,156	14,571,131	10,501,762
	한방의료원 Oriental health Clinic	5,205,216	5,226,586	122,905,964	94,777,005
광 주	Gwangju	2,808,726	3,774,930	164,553,554	123,343,083
	상급종합병원 Tertiary hospital	-	-	-	-
	종합병원 General hospital	5,175	5,491	244,681	123,725
	병원 Hospital	11,842	8,585	1,064,307	816,408
	요양병원 Healthcare Institute	76,679	5,524	9,720,111	7,842,072
	치과병원 Dental hospital	-	-	-	-
	보건복지관 Health center	-	-	-	-
	한방병원 Oriental hospital	490,549	1,521,511	96,852,033	70,893,188
	한방의료원 Oriental health Clinic	2,224,481	2,233,819	56,672,423	43,667,690
대 전	Daejeon	3,454,072	3,480,117	95,479,629	72,538,244
	상급종합병원 Tertiary hospital	-	-	-	-
	종합병원 General hospital	4,201	4,457	119,717	63,428
	병원 Hospital	1,979	2,333	200,425	159,866
	요양병원 Healthcare Institute	39,330	5,014	4,080,761	3,259,936
	치과병원 Dental hospital	-	-	-	-
	보건복지관 Health center	-	-	-	-
	한방병원 Oriental hospital	142,052	199,509	8,809,347	6,165,975
	한방의료원 Oriental health Clinic	3,266,510	3,268,804	82,269,379	62,889,039
울 산	Ulsan	2,140,132	2,124,192	57,777,975	43,868,548
	상급종합병원 Tertiary hospital	-	-	-	-
	종합병원 General hospital	-	-	-	-
	병원 Hospital	1,149	619	68,901	53,846
	요양병원 Healthcare Institute	43,855	3,762	4,558,999	3,681,872
	치과병원 Dental hospital	-	-	-	-
	보건복지관 Health center	-	-	-	-
	한방병원 Oriental hospital	49,578	74,262	3,225,568	2,220,242
	한방의료원 Oriental health Clinic	2,045,550	2,045,549	49,924,508	37,912,588
세 종	Sejong	430,194	427,740	11,380,530	8,599,330
	상급종합병원 Tertiary hospital	-	-	-	-
	종합병원 General hospital	-	-	-	-
	병원 Hospital	-	-	-	-
	요양병원 Healthcare Institute	2,953	234	241,356	193,888
	치과병원 Dental hospital	-	-	-	-
	보건복지관 Health center	-	-	-	-
	한방병원 Oriental hospital	340	522	17,911	12,352
	한방의료원 Oriental health Clinic	426,901	426,984	11,121,263	8,393,091

주 : 한방명세서 심사결정기준

요양급여비용 심사실적

by Location of Provider

(단위 : 건, 일, 천원)

Unit : Claim, Day, KRW 1,000

한방입원 Inpatient				한방외래 Outpatient			
청구건수 Claims	내원일수 Visits	요양급여비용 Medical Expenses	급 여 비 Benefit	청구건수 Claims	내원일수 Visits	요양급여비용 Medical Expenses	급 여 비 Benefit
1,350,378	3,126,387	349,196,628	270,929,942	100,964,499	100,964,050	2,448,615,027	1,879,748,993
99,893	413,836	38,215,817	29,921,749	22,502,694	22,502,394	547,157,715	417,605,999
-	-	-	-	-	-	-	-
148	33	18,681	15,351	13,245	13,245	380,389	194,745
7,159	424	1,037,465	843,120	13,832	13,571	324,718	202,155
53,536	264	6,169,119	5,044,164	17,372	17,367	396,417	255,429
-	-	-	-	-	-	-	-
-	-	-	-	-	-	-	-
35,568	373,615	29,073,239	22,539,137	839,848	839,834	23,895,587	14,706,649
3,482	39,500	1,917,314	1,479,976	21,618,397	21,618,377	522,160,604	402,247,021
180,570	131,871	27,292,761	21,520,298	8,173,546	8,173,509	188,631,039	147,628,820
10	42	460	368	626	626	18,282	6,008
5	14	102	82	4,609	4,609	105,452	53,050
2,406	-	127,767	109,809	2,579	2,579	43,641	31,209
167,795	3,097	17,042,640	13,705,772	7,779	7,768	152,735	95,106
-	-	-	-	-	-	-	-
-	-	-	-	-	-	-	-
9,457	116,587	9,358,946	7,125,495	174,515	174,510	4,564,836	2,852,234
897	12,131	762,847	578,772	7,983,438	7,983,417	183,746,092	144,591,213
41,907	36,870	6,751,153	5,336,874	5,618,226	5,618,197	131,417,212	101,331,763
-	-	-	-	-	-	-	-
-	-	-	-	-	-	-	-
2,910	4,935	475,240	374,069	20,864	20,836	439,795	287,875
36,691	600	3,539,039	2,850,932	5,935	5,934	136,661	85,730
-	-	-	-	-	-	-	-
-	-	-	-	-	-	-	-
2,294	31,223	2,727,034	2,104,344	70,352	70,352	2,402,440	1,514,285
12	112	9,839	7,529	5,521,075	5,521,075	128,438,317	99,443,873
48,868	177,674	17,293,706	13,347,106	5,338,066	5,338,066	125,638,627	96,197,857
-	-	-	-	-	-	-	-
1,315	2,777	406,317	318,795	13,964	13,964	328,315	180,234
2,925	7,850	934,157	721,980	1,861	1,861	50,628	30,566
31,287	74	3,657,576	2,965,034	3,472	3,472	78,246	49,588
-	-	-	-	-	-	-	-
-	-	-	-	-	-	-	-
11,217	143,479	10,860,011	8,245,564	115,677	115,677	3,711,121	2,256,198
2,124	23,494	1,435,646	1,095,733	5,203,092	5,203,092	121,470,318	93,681,271
168,365	1,134,573	95,333,699	72,073,445	2,640,361	2,640,357	69,219,855	51,269,638
-	-	-	-	-	-	-	-
25	341	1,474	1,179	5,150	5,150	243,207	122,546
6,042	2,785	911,494	723,245	5,800	5,800	152,813	93,163
72,415	1,260	9,617,081	7,778,892	4,264	4,264	103,030	63,180
-	-	-	-	-	-	-	-
-	-	-	-	-	-	-	-
88,909	1,119,873	84,425,815	63,284,898	401,640	401,638	12,426,217	7,608,290
974	10,314	377,834	285,232	2,223,507	2,223,505	56,294,588	43,382,459
42,407	68,453	8,914,691	7,014,200	3,411,665	3,411,664	86,564,938	65,524,044
-	-	-	-	-	-	-	-
41	297	13,252	9,967	4,160	4,160	106,465	53,461
1,357	1,711	189,837	153,364	622	622	10,588	6,502
34,412	96	3,969,412	3,190,789	4,918	4,918	111,349	69,147
-	-	-	-	-	-	-	-
-	-	-	-	-	-	-	-
6,308	63,765	4,606,345	3,556,776	135,744	135,744	4,203,003	2,609,199
289	2,584	135,845	103,304	3,266,221	3,266,220	82,133,534	62,785,735
42,322	26,383	6,230,089	4,963,225	2,097,810	2,097,809	51,547,886	38,905,323
-	-	-	-	-	-	-	-
-	-	-	-	-	-	-	-
530	-	54,986	45,077	619	619	13,915	8,768
40,135	42	4,458,770	3,619,800	3,720	3,720	100,229	62,072
-	-	-	-	-	-	-	-
-	-	-	-	-	-	-	-
1,657	26,341	1,716,334	1,298,347	47,921	47,921	1,509,234	921,895
-	-	-	-	2,045,550	2,045,549	49,924,508	37,912,588
2,759	306	252,187	202,555	427,435	427,434	11,128,343	8,396,775
-	-	-	-	-	-	-	-
-	-	-	-	-	-	-	-
-	-	-	-	-	-	-	-
2,719	-	236,986	191,036	234	234	4,370	2,851
-	-	-	-	-	-	-	-
-	-	-	-	-	-	-	-
21	203	9,880	7,475	319	319	8,031	4,877
19	103	5,321	4,044	426,882	426,881	11,115,942	8,389,046

Note : According to oriental medicine claim review records

제Ⅳ-16표

Table IV-16

한방 소재지별 요양기관 종별

Oriental Medicine Claim Review Records

구 분 Division						계 Total			
						청구건수 Claims	내원일수 Visits	요양급여비용 Medical Expenses	급 여 비 Benefit
경 기	Gyeonggi					21,860,053	21,993,132	579,536,549	442,248,124
	상	급	중	합	병	-	-	-	-
	중	합	병	원	원	17,964	17,530	647,831	394,976
	병	원	원	원	원	30,637	26,880	1,946,486	1,449,950
	요	양	병	원	원	201,197	27,881	19,750,975	16,054,911
	치	과	병	원	원	-	-	-	-
	보	관	병	원	원	523	523	9,399	7,740
	한	건	병	원	원	491,864	770,486	38,462,525	26,914,579
	한	방	병	원	원	21,117,868	21,149,832	518,719,333	397,425,967
	의	방	병	원	원	-	-	-	-
강 원	Gangwon					2,726,692	2,730,395	67,240,365	52,258,723
	상	급	중	합	병	-	-	-	-
	중	합	병	원	원	-	-	-	-
	병	원	원	원	원	8,285	7,499	327,855	235,230
	요	양	병	원	원	12,258	3,032	925,453	751,320
	치	과	병	원	원	-	-	-	-
	보	관	병	원	원	10,357	10,368	152,632	126,834
	한	건	병	원	원	31,421	44,809	1,987,904	1,377,395
	한	방	병	원	원	2,664,371	2,664,687	63,846,521	49,767,944
	의	방	병	원	원	-	-	-	-
충 북	Chungbuk					2,997,114	3,002,690	75,998,101	58,031,338
	상	급	중	합	병	-	-	-	-
	중	합	병	원	원	-	-	-	-
	병	원	원	원	원	1,082	959	31,303	21,929
	요	양	병	원	원	26,923	5,851	2,277,843	1,814,547
	치	과	병	원	원	-	-	-	-
	보	관	병	원	원	-	-	-	-
	한	건	병	원	원	91,858	117,430	4,913,504	3,315,502
	한	방	병	원	원	2,877,251	2,878,450	68,775,451	52,879,360
	의	방	병	원	원	-	-	-	-
충 남	Chungnam					3,967,139	3,941,787	103,590,264	80,358,988
	상	급	중	합	병	-	-	-	-
	중	합	병	원	원	-	-	-	-
	병	원	원	원	원	-	-	-	-
	요	양	병	원	원	66,281	15,482	5,826,448	4,655,203
	치	과	병	원	원	-	-	-	-
	보	관	병	원	원	5,040	5,040	93,943	77,652
	한	건	병	원	원	84,585	109,744	4,623,350	3,141,258
	한	방	병	원	원	3,811,233	3,811,521	93,046,522	72,484,875
	의	방	병	원	원	-	-	-	-
전 북	Jeonbuk					3,949,721	4,170,004	127,505,374	98,889,687
	상	급	중	합	병	-	-	-	-
	중	합	병	원	원	7,199	5,869	480,159	352,589
	병	원	원	원	원	7,247	5,624	521,796	399,296
	요	양	병	원	원	103,121	11,855	10,142,959	8,121,111
	치	과	병	원	원	-	-	-	-
	보	관	병	원	원	11,533	11,551	232,167	187,583
	한	건	병	원	원	175,820	461,001	27,285,168	20,026,646
	한	방	병	원	원	3,644,801	3,674,104	88,843,124	69,802,463
	의	방	병	원	원	-	-	-	-
전 남	Jeonnam					3,414,838	3,600,984	109,841,665	86,506,792
	상	급	중	합	병	-	-	-	-
	중	합	병	원	원	2,335	2,452	133,595	88,089
	병	원	원	원	원	22,648	22,279	1,042,794	746,926
	요	양	병	원	원	82,666	10,950	8,221,371	6,646,904
	치	과	병	원	원	-	-	-	-
	보	관	병	원	원	2,246	2,246	32,811	28,435
	한	건	병	원	원	158,028	404,757	22,247,735	16,294,918
	한	방	병	원	원	3,146,915	3,158,300	78,163,359	62,701,520
	의	방	병	원	원	-	-	-	-
경 북	Gyeongbuk					4,901,142	4,830,566	124,365,517	97,378,660
	상	급	중	합	병	-	-	-	-
	중	합	병	원	원	-	-	-	-
	병	원	원	원	원	1,164	374	61,419	56,332
	요	양	병	원	원	135,734	51,728	9,366,062	7,403,386
	치	과	병	원	원	-	-	-	-
	보	관	병	원	원	3,083	3,083	44,802	37,547
	한	건	병	원	원	47,784	61,672	2,333,331	1,571,055
	한	방	병	원	원	4,713,377	4,713,709	112,559,903	88,310,340
	의	방	병	원	원	-	-	-	-
경 남	Gyeongnam					6,077,852	6,038,433	159,803,413	123,924,502
	상	급	중	합	병	-	-	-	-
	중	합	병	원	원	411	-	53,499	43,195
	병	원	원	원	원	9,985	8,167	381,010	282,941
	요	양	병	원	원	124,385	20,243	11,479,740	9,181,396
	치	과	병	원	원	-	-	-	-
	보	관	병	원	원	481	481	6,947	5,558
	한	건	병	원	원	109,735	169,428	8,496,083	6,096,111
	한	방	병	원	원	5,832,855	5,840,114	139,386,135	108,315,301
	의	방	병	원	원	-	-	-	-
제 주	Jeju					1,583,432	1,583,050	38,340,690	29,842,450
	상	급	중	합	병	-	-	-	-
	중	합	병	원	원	-	-	-	-
	병	원	원	원	원	-	-	-	-
	요	양	병	원	원	4,454	4,072	263,963	200,648
	치	과	병	원	원	-	-	-	-
	보	관	병	원	원	-	-	-	-
	한	건	병	원	원	-	-	-	-
	한	방	병	원	원	1,578,978	1,578,978	38,076,726	29,641,803
	의	방	병	원	원	-	-	-	-

주 : 한방명세서 심사결정기준

요양급여비용 심사실적 <계속>

by Location of Provider <Cont'd>

(단위 : 건, 일, 천원)

Unit : Case, Day, KRW 1,000

한방입원 Inpatient				한방외래 Outpatient			
청구건수 Claims	내원일수 Visits	요양급여비용 Medical Expenses	급 여 비 Benefit	청구건수 Claims	내원일수 Visits	요양급여비용 Medical Expenses	급 여 비 Benefit
209,585	342,681	45,590,456	35,859,893	21,650,468	21,650,451	533,946,093	406,388,231
-	-	-	-	-	-	-	-
1,094	661	191,416	158,011	16,870	16,869	456,415	236,965
8,605	4,849	1,360,639	1,089,805	22,032	22,031	585,847	360,145
174,095	779	19,172,687	15,675,764	27,102	27,102	578,288	379,147
-	-	-	-	-	-	-	-
-	-	-	-	523	523	9,399	7,740
21,973	300,608	22,911,627	17,436,921	469,891	469,878	15,550,898	9,477,658
3,818	35,784	1,954,087	1,499,391	21,114,050	21,114,048	516,765,247	395,926,576
12,357	16,060	2,145,848	1,681,590	2,714,335	2,714,335	65,094,517	50,577,133
-	-	-	-	-	-	-	-
-	-	-	-	-	-	-	-
973	187	144,399	115,990	7,312	7,312	183,456	119,240
9,352	126	865,732	713,690	2,906	2,906	59,721	37,630
-	-	-	-	-	-	-	-
4	15	532	385	10,353	10,353	152,100	126,449
1,789	15,177	1,119,231	838,760	29,632	29,632	868,673	538,635
239	555	15,954	12,764	2,664,132	2,664,132	63,830,567	49,755,180
23,981	29,607	4,516,906	3,513,044	2,973,133	2,973,083	71,481,194	54,518,294
-	-	-	-	-	-	-	-
-	-	-	-	-	-	-	-
123	-	9,909	7,965	959	959	21,394	13,964
21,433	408	2,159,167	1,739,604	5,490	5,443	118,676	74,943
-	-	-	-	-	-	-	-
-	-	-	-	-	-	-	-
2,265	27,837	2,261,082	1,698,961	89,593	89,593	2,652,421	1,616,541
160	1,362	86,749	66,514	2,877,091	2,877,088	68,688,703	52,812,846
53,683	28,332	7,674,770	6,090,855	3,913,456	3,913,455	95,915,494	74,268,133
-	-	-	-	-	-	-	-
-	-	-	-	-	-	-	-
50,799	-	5,492,108	4,436,397	15,482	15,482	334,341	218,806
-	-	-	-	-	-	-	-
-	-	-	-	5,040	5,040	93,943	77,652
2,841	28,000	2,164,241	1,640,343	81,744	81,744	2,459,109	1,500,915
43	332	18,421	14,115	3,811,190	3,811,189	93,028,101	72,470,760
123,709	343,997	34,563,974	26,690,427	3,826,012	3,826,007	92,941,400	72,199,260
-	-	-	-	-	-	-	-
1,962	632	347,902	279,141	5,237	5,237	132,257	73,448
2,496	874	392,715	315,593	4,751	4,750	129,082	83,703
91,832	566	9,872,308	7,953,850	11,289	11,289	270,651	167,261
-	-	-	-	-	-	-	-
1	19	636	480	11,532	11,532	231,532	187,103
24,148	309,329	22,612,323	17,122,722	151,672	151,672	4,672,845	2,903,924
3,270	32,577	1,338,090	1,018,641	3,641,531	3,641,527	87,505,034	68,783,822
96,218	282,364	27,450,719	21,241,307	3,318,620	3,318,620	82,390,945	65,265,485
-	-	-	-	-	-	-	-
182	299	54,399	42,411	2,153	2,153	79,196	45,679
2,394	2,025	473,763	378,625	20,254	20,254	569,031	368,301
71,852	136	7,979,819	6,488,095	10,814	10,814	241,552	158,810
-	-	-	-	-	-	-	-
-	-	-	-	2,246	2,246	32,811	28,435
20,451	267,180	18,238,995	13,792,662	137,577	137,577	4,008,740	2,502,256
1,339	12,724	703,743	539,514	3,145,576	3,145,576	77,459,616	62,162,005
88,923	18,350	9,474,035	7,602,279	4,812,219	4,812,216	114,891,482	89,776,381
-	-	-	-	-	-	-	-
-	-	-	-	-	-	-	-
790	-	53,772	51,088	374	374	7,648	5,244
86,550	2,544	8,380,680	6,765,499	49,184	49,184	985,382	637,887
-	-	-	-	-	-	-	-
-	-	-	-	3,083	3,083	44,802	37,547
1,545	15,433	1,015,511	767,660	46,239	46,239	1,317,820	803,394
38	373	24,072	18,031	4,713,339	4,713,336	112,535,831	88,292,309
113,148	73,729	17,298,638	13,710,780	5,964,704	5,964,704	142,504,775	110,213,722
-	-	-	-	-	-	-	-
411	-	53,499	43,195	-	-	-	-
1,959	141	238,824	192,718	8,026	8,026	142,186	90,222
104,772	630	11,069,919	8,921,141	19,613	19,613	409,821	260,255
-	-	-	-	-	-	-	-
-	-	-	-	481	481	6,947	5,558
5,227	64,920	5,492,130	4,214,686	104,508	104,508	3,003,953	1,881,425
779	8,038	444,266	339,040	5,832,076	5,832,076	138,941,869	107,976,261
1,683	1,301	197,180	160,317	1,581,749	1,581,749	38,143,510	29,682,134
-	-	-	-	-	-	-	-
-	-	-	-	-	-	-	-
-	-	-	-	-	-	-	-
1,683	1,301	197,180	160,317	2,771	2,771	66,784	40,331
-	-	-	-	-	-	-	-
-	-	-	-	-	-	-	-
-	-	-	-	-	-	-	-
-	-	-	-	1,578,978	1,578,978	38,076,726	29,641,803

Note : According to oriental medicine claim review records

제Ⅳ-17표

Table IV-17

한방 연령별 성별

Oriental Medicine Claim Review

구 분 Division		청 구 건 수 Claims	일 수 Number of Days		요 양 급 여 비 용 (천 원) Medical Expenses(KRW 1,000)	
			내 원 Visit	요 양 Reimbursed	계 Total	급 여 비 Benefit
계	Total	102,314,877	104,090,437	112,751,586	2,797,811,655	2,150,678,935
남자	Male	37,451,507	38,079,406	41,226,633	1,025,909,896	778,434,840
여자	Female	64,863,370	66,011,031	71,524,953	1,771,901,759	1,372,244,095
0세	Age	64,898	65,296	76,557	1,440,042	1,150,814
남자	Male	36,879	37,156	43,535	816,679	652,610
여자	Female	28,019	28,140	33,022	623,363	498,203
1 ~ 4세	Subtotal	695,934	697,009	962,364	15,781,549	12,537,241
남자	Male	383,321	383,814	530,502	8,684,976	6,900,741
여자	Female	312,613	313,195	431,862	7,096,573	5,636,500
5 ~ 9세	Subtotal	956,621	960,578	1,364,712	20,754,944	15,092,204
남자	Male	549,251	551,272	788,940	11,878,681	8,632,935
여자	Female	407,370	409,306	575,772	8,876,263	6,459,269
10 ~ 14세	Subtotal	1,023,349	1,036,240	1,261,747	25,258,577	17,994,474
남자	Male	584,146	591,169	721,624	14,343,148	10,214,656
여자	Female	439,203	445,071	540,123	10,915,430	7,779,817
15 ~ 19세	Subtotal	1,422,404	1,461,168	1,670,204	39,863,379	28,269,252
남자	Male	749,320	769,004	871,977	20,857,841	14,794,608
여자	Female	673,084	692,164	798,227	19,005,538	13,474,644
20 ~ 24세	Subtotal	1,835,367	1,911,047	2,135,689	54,977,444	38,730,584
남자	Male	826,257	864,732	951,491	25,153,077	17,740,060
여자	Female	1,009,110	1,046,315	1,184,198	29,824,367	20,990,524
25 ~ 29세	Subtotal	2,736,756	2,839,729	3,161,753	82,860,621	58,345,155
남자	Male	1,262,082	1,311,639	1,434,571	38,738,828	27,272,946
여자	Female	1,474,674	1,528,090	1,727,182	44,121,794	31,072,208
30 ~ 34세	Subtotal	3,307,898	3,442,449	3,809,486	101,318,968	71,430,127
남자	Male	1,538,914	1,601,941	1,736,360	48,088,773	33,863,942
여자	Female	1,768,984	1,840,508	2,073,126	53,230,196	37,566,184
35 ~ 39세	Subtotal	4,747,491	4,935,707	5,455,727	143,362,609	101,219,543
남자	Male	2,197,096	2,284,059	2,464,867	67,872,068	47,829,664
여자	Female	2,550,395	2,651,648	2,990,860	75,490,540	53,389,879
40 ~ 44세	Subtotal	5,741,687	5,934,641	6,529,997	167,904,393	118,742,590
남자	Male	2,572,004	2,656,493	2,860,048	76,716,318	54,091,140
여자	Female	3,169,683	3,278,148	3,669,949	91,188,075	64,651,450
45 ~ 49세	Subtotal	8,096,374	8,363,675	9,133,645	233,640,539	165,736,327
남자	Male	3,297,937	3,384,845	3,639,469	95,524,121	67,446,245
여자	Female	4,798,437	4,978,830	5,494,176	138,116,418	98,290,082
50 ~ 54세	Subtotal	9,187,361	9,555,310	10,362,978	267,999,181	190,726,430
남자	Male	3,285,217	3,375,092	3,617,647	94,739,392	67,116,049
여자	Female	5,902,144	6,180,218	6,745,331	173,259,789	123,610,381
55 ~ 59세	Subtotal	11,140,017	11,638,107	12,591,257	326,384,448	232,957,253
남자	Male	3,765,071	3,877,773	4,160,682	109,053,881	77,590,108
여자	Female	7,374,946	7,760,334	8,430,575	217,330,567	155,367,145
60 ~ 64세	Subtotal	10,177,017	10,527,335	11,331,158	288,088,997	205,930,825
남자	Male	3,370,762	3,449,610	3,696,454	95,583,535	68,277,329
여자	Female	6,806,255	7,077,725	7,634,704	192,505,462	137,653,496
65 ~ 69세	Subtotal	12,495,639	12,648,452	13,337,870	297,731,543	257,901,180
남자	Male	4,043,956	4,071,702	4,309,410	97,332,752	84,051,578
여자	Female	8,451,683	8,576,750	9,028,460	200,398,792	173,849,602
70 ~ 74세	Subtotal	11,304,786	11,328,160	11,935,688	263,492,227	230,133,470
남자	Male	3,656,149	3,653,087	3,893,775	86,148,702	75,024,779
여자	Female	7,648,637	7,675,073	8,041,913	177,343,525	155,108,691
75 ~ 79세	Subtotal	10,009,613	9,917,479	10,400,267	242,425,773	211,711,307
남자	Male	3,163,541	3,133,030	3,295,013	75,689,037	66,170,911
여자	Female	6,846,072	6,784,449	7,105,254	166,736,736	145,540,396
80 ~ 84세	Subtotal	5,208,511	5,002,855	5,278,473	142,393,253	123,009,097
남자	Male	1,578,907	1,538,474	1,626,823	40,606,035	35,307,925
여자	Female	3,629,604	3,464,381	3,651,650	101,787,218	87,701,172
85세 이상	And over	2,163,154	1,825,200	1,952,014	82,133,168	69,061,063
남자	Male	590,697	544,514	583,445	18,082,054	15,456,612
여자	Female	1,572,457	1,280,686	1,368,569	64,051,114	53,604,451

주 : 한방명세서 심사결정기준

요양급여비용 심사실적

Records by Age and Gender

(단위 : 건, 일, 원)

Unit : Claim, Day, KRW

건 당 내원일수 Visits per claim	건 당 요양급여비용 Medical Expenses per claim	건 당 급 여 비 Benefit per claim	일 당 요 양 급 여 비 용 Medical Expense per day	
			내 원 Visit	요 양 Reimbursed
1.02	27,345	21,020	26,879	24,814
1.02	27,393	20,785	26,941	24,885
1.02	27,317	21,156	26,843	24,773
1.01	22,189	17,733	22,054	18,810
1.01	22,145	17,696	21,980	18,759
1.00	22,248	17,781	22,152	18,877
1.00	22,677	18,015	22,642	16,399
1.00	22,657	18,003	22,628	16,371
1.00	22,701	18,030	22,659	16,433
1.00	21,696	15,777	21,607	15,208
1.00	21,627	15,718	21,548	15,057
1.00	21,789	15,856	21,686	15,416
1.01	24,682	17,584	24,375	20,019
1.01	24,554	17,486	24,262	19,876
1.01	24,853	17,713	24,525	20,209
1.03	28,025	19,874	27,282	23,867
1.03	27,836	19,744	27,123	23,920
1.03	28,237	20,019	27,458	23,810
1.04	29,954	21,102	28,768	25,742
1.05	30,442	21,470	29,088	26,435
1.04	29,555	20,801	28,504	25,185
1.04	30,277	21,319	29,179	26,207
1.04	30,694	21,609	29,535	27,004
1.04	29,920	21,071	28,874	25,546
1.04	30,629	21,594	29,432	26,596
1.04	31,249	22,005	30,019	27,695
1.04	30,091	21,236	28,921	25,676
1.04	30,198	21,321	29,046	26,277
1.04	30,892	21,769	29,716	27,536
1.04	29,600	20,934	28,469	25,240
1.03	29,243	20,681	28,292	25,713
1.03	29,827	21,031	28,879	26,823
1.03	28,769	20,397	27,817	24,847
1.03	28,857	20,470	27,935	25,580
1.03	28,965	20,451	28,221	26,247
1.04	28,784	20,484	27,741	25,139
1.04	29,170	20,760	28,047	25,861
1.03	28,838	20,430	28,070	26,188
1.05	29,355	20,943	28,035	25,686
1.04	29,298	20,912	28,044	25,922
1.03	28,965	20,608	28,123	26,211
1.05	29,469	21,067	28,005	25,779
1.03	28,308	20,235	27,366	25,424
1.02	28,357	20,256	27,709	25,858
1.04	28,284	20,225	27,199	25,215
1.01	23,827	20,639	23,539	22,322
1.01	24,069	20,784	23,905	22,586
1.01	23,711	20,570	23,365	22,196
1.00	23,308	20,357	23,260	22,076
1.00	23,563	20,520	23,582	22,125
1.00	23,186	20,279	23,106	22,052
0.99	24,219	21,151	24,444	23,310
0.99	23,925	20,917	24,158	22,971
0.99	24,355	21,259	24,576	23,467
0.96	27,339	23,617	28,462	26,976
0.97	25,718	22,362	26,394	24,960
0.95	28,044	24,163	29,381	27,874
0.84	37,969	31,926	45,000	42,076
0.92	30,611	26,167	33,208	30,992
0.81	40,733	34,090	50,013	46,802

Note : According to oriental medicine claim review records

제Ⅳ-18표
Table IV-18

약국 조제행위별 요양급여비용 심사실적
Review Records of Pharmacy Dispensing

(단위 : 천원)
Unit : KRW 1,000

구 분 Division	계 Total	처 방 조 제 Prescription	직 접 조 제 Without prescription
계 Total	4,062,979,348	4,061,047,275	1,932,073
약 국 관 리 료 (방문당) Pharmacy management (per visit)	298,805,780	298,602,133	203,647
조 제 기 본 료 Basic dispensing	771,417,510	770,866,292	551,218
복 약 지 도 료 (방문당) Medication counselling (per visit)	492,425,883	492,022,419	403,464
조 제 료 Dispensing	2,211,573,414	2,210,994,885	578,528
가. 처방전에 의한 조제료 Dispensing with a prescription	2,210,994,885	2,210,994,885	-
(1) 내 복 약 Internal Medication	2,126,850,696	2,126,850,696	-
(2) 외 용 약 External Medication	84,144,189	84,144,189	-
- 단독 Use independently	38,947,814	38,947,814	-
- 내복약 동시 Use jointly with one or more internal medications	45,196,375	45,196,375	-
나. 처방전에 의하지 아니한 조제료 Dispensing without a prescription	578,528		578,528
(1) 내 복 약 Internal medication	576,564		576,564
(2) 외 용 약 External medication	1,964		1,964
- 단독 Use independently	1,582		1,582
- 내복약 동시 Use jointly with one or more internal medications	382		382
의 약 품 관 리 료 Inventory maintenance fees	287,485,689	287,290,474	195,215
야 간 조 제 관 리 료 Out-of-hours dispensing management fee	1,271,072	1,271,072	

주 1) 약국의 전산청구실적을 기초로 추계함
2) 야간조제관리료 2017.1.1. 신설

Note 1) Pharmacy claim estimation based on the electronic claims
Note 2) Out-of-hours dispensing management fee Introduced on Jan. 1, 2017

제Ⅳ-19표
Table Ⅳ-19

요양기관 종별 분만 심사실적
Review Records of Delivery by Provider Type

(단위 : 기관, 건)
Unit : Provier, Claim

구 분		분만기관수 Number of Delivery institutions	분 만 건 수 Claims of Delivery				Division
			계 Total	자 연 분 만 Vaginal delivery	(브이백) (VBAC)	제 왕 절 개 Cesarean section	
2016	계	607	404,703	234,006	(1,435)	170,697	Total
	상 급 종 합 병 원	42	23,728	10,116	(72)	13,612	Tertiary hospital
	종 합 병 원	89	35,461	17,404	(156)	18,057	General hospital
	병 원	145	197,546	118,337	(724)	79,209	Hospital
	의 원	313	146,742	86,923	(483)	59,819	Clinic
	조 산 원	18	1,226	1,226	-	-	Midwifery clinic
	보 건 기 관	-	-	-	-	-	Health care center
2017	계	581	358,285	196,960	(1,225)	161,325	Total
	상 급 종 합 병 원	42	22,240	8,621	(72)	13,619	Tertiary hospital
	종 합 병 원	85	33,937	15,008	(139)	18,929	General hospital
	병 원	148	172,611	98,765	(673)	73,846	Hospital
	의 원	290	128,571	73,640	(341)	54,931	Clinic
	조 산 원	16	926	926	-	-	Midwifery clinic
	보 건 기 관	-	-	-	-	-	Health care center
2018	계	567	327,119	172,441	(968)	154,678	Total
	상 급 종 합 병 원	41	22,077	8,668	(57)	13,409	Tertiary hospital
	종 합 병 원	86	29,286	13,006	(97)	16,280	General hospital
	병 원	145	163,715	89,554	(533)	74,161	Hospital
	의 원	279	111,329	60,501	(281)	50,828	Clinic
	조 산 원	16	712	712	-	-	Midwifery clinic
	보 건 기 관	-	-	-	-	-	Health care center

주 : 1) 브이백(VBAC): 제왕절개 후 자연분만
2) 심사일 기준으로 산출
3) 2015년부터 산출방식 일부 변경

Note : 1) VBAC: Vaginal Birth after Cesarean section
2) According to the review result
3) Calculation method was partially revised from 2015

요양기관 소재지별 분만 심사실적

Review Records of Delivery by Location of Provider

(단위 : 기관, 건)

Unit : Provier, Claim

구 분			분만기관수 Number of Delivery institutions	분 만 건 수 Claims of Delivery				Division
				계 Total	자 연 분 만 Vaginal delivery	(브이백) (VBAC)	제 왕 절 개 Cesarean section	
2016	계		607	404,703	234,006	(1,435)	170,697	Total
	서부대인광대울경강충전경제 부산구천주전산기원북남북남주 105 37 27 33 13 30 8 137 23 27 29 32 15 30 45 14 2		105	84,031	49,157	(276)	34,874	Seoul
			37	29,343	16,009	(103)	13,334	Busan
			27	24,470	13,620	(91)	10,850	Daegu
			33	20,968	12,809	(151)	8,159	Incheon
			13	16,618	11,235	(60)	5,383	Gwangju
			30	15,665	8,720	(65)	6,945	Daejeon
			8	10,652	6,086	(13)	4,566	Ulsan
			137	101,592	59,019	(374)	42,573	Gyeonggi
			23	9,454	5,074	(14)	4,380	Gangwon
			27	11,450	6,837	(22)	4,613	Chungbuk
			29	13,861	7,366	(30)	6,495	Chungnam
			32	12,872	6,973	(69)	5,899	Jeonbuk
			15	9,506	5,584	(15)	3,922	Jeonnam
			30	14,429	8,123	(25)	6,306	Gyeongbuk
			45	23,347	13,627	(92)	9,720	Gyeongnam
	14	5,462	3,164	(34)	2,298	Jeju		
	2	983	603	(1)	380	Sejong		
2017	계		581	358,285	196,960	(1,225)	161,325	Total
	서부대인광대울경강충전경제 부산구천주전산기원북남북남주 98 36 25 31 12 28 8 135 24 23 28 32 13 32 42 13 2		98	74,747	40,057	(224)	34,690	Seoul
			36	25,127	12,860	(74)	12,267	Busan
			25	20,782	10,725	(97)	10,057	Daegu
			31	18,370	10,931	(135)	7,439	Incheon
			12	14,580	9,609	(51)	4,971	Gwangju
			28	14,285	7,795	(58)	6,490	Daejeon
			8	9,113	4,883	(19)	4,230	Ulsan
			135	91,786	52,256	(371)	39,530	Gyeonggi
			24	8,541	4,271	(11)	4,270	Gangwon
			23	10,220	5,694	(13)	4,526	Chungbuk
			28	12,584	6,192	(40)	6,392	Chungnam
			32	11,200	5,614	(43)	5,586	Jeonbuk
			13	8,095	4,641	(6)	3,454	Jeonnam
			32	12,431	6,844	(7)	5,587	Gyeongbuk
			42	20,633	11,388	(63)	9,245	Gyeongnam
	13	4,846	2,634	(12)	2,212	Jeju		
	2	945	566	(1)	379	Sejong		
2018	계		567	327,119	172,441	(968)	154,678	Total
	서부대인광대울경강충전경제 부산구천주전산기원북남북남주 98 37 24 30 9 29 10 129 23 23 25 28 16 29 42 13 4		98	67,393	35,818	(174)	31,575	Seoul
			37	22,361	10,662	(56)	11,699	Busan
			24	18,948	9,648	(86)	9,300	Daegu
			30	17,049	9,694	(112)	7,355	Incheon
			9	13,337	8,261	(39)	5,076	Gwangju
			29	13,209	7,330	(25)	5,879	Daejeon
			10	8,108	4,279	(21)	3,829	Ulsan
			129	85,328	45,334	(278)	39,994	Gyeonggi
			23	7,981	3,816	(4)	4,165	Gangwon
			23	9,387	4,995	(17)	4,392	Chungbuk
			25	11,903	5,754	(31)	6,149	Chungnam
			28	9,858	4,854	(49)	5,004	Jeonbuk
			16	7,219	3,954	(7)	3,265	Jeonnam
			29	10,929	5,606	(13)	5,323	Gyeongbuk
			42	18,303	9,388	(42)	8,915	Gyeongnam
	13	4,607	2,385	(13)	2,222	Jeju		
	4	1,199	663	(1)	536	Sejong		

주: 1) 브이백(VBAC): 제왕절개 후 자연분만

2) 심사일 기준으로 산출

3) 2015년부터 산출방식 일부 변경

4) 요양기관이 지역을 옮기는 경우가 있어, 지역별 분만기관수를 단순 합산할 경우 <계>와 다를 수 있음

Note : 1) VBAC: Vaginal Birth after Cesarean section

2) According to the review result

3) Calculation method was partially revised from 2015

4) Simple sum of number of regional deliery institutions could be different to total due to instituton's move

제Ⅳ-21표

Table Ⅳ-21

초경산별 분만 심사실적

Review Records of Delivery by the Type of Parity

(단위 : 건)

Unit : Claim

구 분	분만건수 Claims of Delivery			초산 Primipara			경산 Multipara			Division
	계 Total	자연분만 Vaginal delivery	제왕절개 Cesarean section	계 Total	자연분만 Vaginal delivery	제왕절개 Cesarean section	계 Total	자연분만 Vaginal delivery	제왕절개 Cesarean section	
계	327,100	172,422	154,678	175,781	84,685	91,096	151,319	87,737	63,582	Total
〈요양기관 종별〉										〈By Provider Type〉
상 급 종합 병 원	22,077	8,668	13,409	13,026	4,912	8,114	9,051	3,756	5,295	Tertiary hospital
총 합 병 원	29,286	13,006	16,280	16,718	6,903	9,815	12,568	6,103	6,465	General hospital
병 원	163,715	89,554	74,161	88,932	44,731	44,201	74,783	44,823	29,960	Hospital
의 원	111,329	60,501	50,828	56,869	27,903	28,966	54,460	32,598	21,862	Clinic
조 산 원	693	693	-	236	236	-	457	457	-	Midwifery clinic
보 건 기 관	-	-	-	-	-	-	-	-	-	Health care center
〈연 령 별〉										〈By age groups〉
19 세 이하	1,104	736	368	992	656	336	112	80	32	19 and below
20 ~ 29	80,349	47,021	33,328	56,039	31,334	24,705	24,310	15,687	8,623	20 ~ 29
30 ~ 39	233,110	120,360	112,750	114,104	51,736	62,368	119,006	68,624	50,382	30 ~ 39
40 ~ 49	12,528	4,305	8,223	4,643	959	3,684	7,885	3,346	4,539	40 ~ 49
50 세 이상	9	-	9	3	-	3	6	-	6	50 and over
〈요양기관소재지별〉										〈By city/province〉
서 울	67,382	35,807	31,575	40,641	19,926	20,715	26,741	15,881	10,860	Seoul
부 산	22,361	10,662	11,699	12,377	5,195	7,182	9,984	5,467	4,517	Busan
대 구	18,948	9,648	9,300	10,074	4,747	5,327	8,874	4,901	3,973	Daegu
인 천	17,049	9,694	7,355	8,973	4,760	4,213	8,076	4,934	3,142	Incheon
광 주	13,337	8,261	5,076	6,941	4,136	2,805	6,396	4,125	2,271	Gwangju
대 전	13,209	7,330	5,879	6,960	3,660	3,300	6,249	3,670	2,579	Daejeon
울 산	8,108	4,279	3,829	4,356	2,111	2,245	3,752	2,168	1,584	Ulsan
경 기	85,326	45,332	39,994	45,501	22,044	23,457	39,825	23,288	16,537	Gyeonggi
강 원	7,981	3,816	4,165	4,168	1,804	2,364	3,813	2,012	1,801	Gangwon
충 북	9,381	4,989	4,392	4,703	2,269	2,434	4,678	2,720	1,958	Chungbuk
충 남	11,903	5,754	6,149	5,953	2,607	3,346	5,950	3,147	2,803	Chungnam
전 북	9,858	4,854	5,004	4,721	2,033	2,688	5,137	2,821	2,316	Jeonbuk
전 남	7,219	3,954	3,265	3,341	1,681	1,660	3,878	2,273	1,605	Jeonnam
경 북	10,929	5,606	5,323	5,238	2,324	2,914	5,691	3,282	2,409	Gyeongbuk
경 남	18,303	9,388	8,915	9,101	4,145	4,956	9,202	5,243	3,959	Gyeongnam
제 주	4,607	2,385	2,222	2,213	1,038	1,175	2,394	1,347	1,047	Jeju
세 종	1,199	663	536	520	205	315	679	458	221	Sejong

주 : 1) 초·경산 미확인 38건 제외
2) 2015년부터 산출방식 일부 변경

Note : 1) 38 cases were excluded (childbirth experience not confirmed)
2) Calculation method was partially revised from 2015

상병명 Diseases	수술명 Procedures	요양기관 종별 Provider Type	평균급여비용 Average Medical Expenses	평균입원일수 Average Length Of Stay
간암 (Malignant neoplasm of Liver)	주요 간 절제술(복강경 이용)	상급종합병원	911	11.0
		종합병원	967	14.3
		병원	-	-
	주요 간 절제술(개복)	상급종합병원	1,023	15.8
		종합병원	1,054	18.4
		병원	-	-
	기타 간 절제술(복강경 이용)	상급종합병원	693	10.6
		종합병원	-	-
		병원	-	-
	기타 간 절제술(개복)	상급종합병원	805	14.0
		종합병원	725	16.1
		병원	-	-
갑상샘암 (Malignant neoplasm of Thyroid)	갑상선수술(내시경이용)	상급종합병원	378	5.1
		종합병원	377	6.4
		병원	460	11.6
	갑상선수술(절개)	상급종합병원	419	5.8
		종합병원	-	-
		병원	403	8.1
난소암 (Malignant neoplasm of Ovary)	난소 및 부속기 수술(복강경 이용)	상급종합병원	317	6.0
		종합병원	299	6.9
		병원	282	7.6
	난소 및 부속기 수술(개복)	상급종합병원	577	9.6
		종합병원	547	10.7
		병원	-	-
결장암 (Malignant neoplasm of Colon)	결장절제술 (복강경 이용, 림프절 절제 동반)	상급종합병원	830	11.9
		종합병원	909	15.4
		병원	718	12.7
	결장절제술(개복, 림프절 절제 동반)	상급종합병원	1,040	16.7
		종합병원	1,063	22.3
		병원	715	19.4
	결장절제술 (복강경 이용, 림프절 절제 미동반)	상급종합병원	-	-
		종합병원	710	14.2
		병원	-	-
직장암 (Malignant neoplasm of Rectal)	직장절제술 (복강경 이용, 림프절 절제 동반)	상급종합병원	1,240	22.1
		종합병원	-	-
		병원	-	-
	직장절제술 (개복, 림프절 절제 동반)	상급종합병원	918	11.6
		종합병원	957	14.4
		병원	836	12.5
	직장절제술 (복강경 이용, 림프절 절제 미동반)	상급종합병원	1,032	15.0
		종합병원	1,206	24.3
		병원	-	-
신장(콩팥)암 (Malignant neoplasm of Kidney)	주요 신장(콩팥) 신생물 수술	상급종합병원	686	10.7
		종합병원	-	-
		병원	-	-
	기타 신장(콩팥) 신생물 수술	상급종합병원	-	-
		종합병원	-	-
		병원	-	-
방광암 (Malignant neoplasm of Bladder)	복강경을 이용한 신장 및 비뇨기계 신생물 수술	상급종합병원	467	9.5
		종합병원	536	13.2
		병원	-	-
	방광신생물 수술	상급종합병원	312	4.5
		종합병원	-	-
		병원	-	-
방광암 (Malignant neoplasm of Bladder)	방광수술(요도를 통해 내시경 이용)	상급종합병원	548	8.9
		종합병원	543	10.7
		병원	-	-
	복강경을 이용한 신장 및 비뇨기계 신생물 수술	상급종합병원	1,133	23.0
		종합병원	1,037	20.5
		병원	791	19.3
방광암 (Malignant neoplasm of Bladder)	방광수술(요도를 통해 내시경 이용)	상급종합병원	178	4.8
		종합병원	186	6.1
		병원	149	4.0
	복강경을 이용한 신장 및 비뇨기계 신생물 수술	상급종합병원	929	14.6
		종합병원	-	-
		병원	-	-

주 1) 2017.1. ~ 2018.3. 진료비청구서 심사분 중 2017년 건강보험 진료분 대상

2) 진료비 및 발생빈도가 높은 암수술의 평균급여비용 및 평균입원일수 현황임

요양급여실적(입원)

cancer procedures (Inpatient)

(단위 : 만원, 일)

Unit : Day, KRW 10,000

상병명 Diseases	수술명 Procedures	요양기관 종별 Provider Type		평균급여비용 Average Medical Expenses	평균입원일수 Average Length Of Stay
자궁경부암 (Malignant neoplasm of Cervix Uteri)	자궁경부, 질 및 외음부 수술(복강경 이용)	상급종합병원	Tertiary hospital	528	9.2
		종합병원	General hospital	526	10.9
		병원	Hospital	-	-
	자궁경부, 질 및 외음부 수술(개복)	상급종합병원	Tertiary hospital	469	10.3
		종합병원	General hospital	366	9.2
		병원	Hospital	-	-
	자궁 신생물 수술(복강경 이용)	상급종합병원	Tertiary hospital	-	-
		종합병원	General hospital	-	-
		병원	Hospital	-	-
췌장암 (Malignant neoplasm of Pancreas)	자궁 신생물 수술(개복)	상급종합병원	Tertiary hospital	-	-
		종합병원	General hospital	-	-
		병원	Hospital	-	-
	췌장절제술(복강경 이용)	상급종합병원	Tertiary hospital	1,149	14.6
		종합병원	General hospital	-	-
		병원	Hospital	-	-
	췌장절제술(개복)	상급종합병원	Tertiary hospital	1,270	19.5
		종합병원	General hospital	1,439	26.0
		병원	Hospital	-	-
폐암 (Malignant neoplasm of Lung)	췌장 수술(복강경 이용)	상급종합병원	Tertiary hospital	-	-
		종합병원	General hospital	-	-
		병원	Hospital	-	-
	췌장 수술(개복)	상급종합병원	Tertiary hospital	-	-
		종합병원	General hospital	-	-
		병원	Hospital	-	-
	주요 폐 수술(악성종양)	상급종합병원	Tertiary hospital	1,094	12.7
		종합병원	General hospital	1,146	20.0
		병원	Hospital	-	-
식도암 (Malignant neoplasm of Esophagus)	주요 폐 수술(흉강경이용)	상급종합병원	Tertiary hospital	1,080	10.0
		종합병원	General hospital	1,168	14.2
		병원	Hospital	-	-
	식도 신생물 수술	상급종합병원	Tertiary hospital	1,886	21.0
		종합병원	General hospital	2,247	28.5
		병원	Hospital	-	-
	위전절제술(복강경 이용)	상급종합병원	Tertiary hospital	988	12.4
		종합병원	General hospital	1,213	20.1
		병원	Hospital	-	-
위암 (Malignant neoplasm of Stomach)	위전절제술(개복)	상급종합병원	Tertiary hospital	858	14.0
		종합병원	General hospital	895	18.1
		병원	Hospital	-	-
	위아전절제술(복강경 이용)	상급종합병원	Tertiary hospital	826	10.0
		종합병원	General hospital	868	11.9
		병원	Hospital	-	-
	위아전절제술(개복)	상급종합병원	Tertiary hospital	737	12.7
		종합병원	General hospital	793	16.4
		병원	Hospital	603	17.3
유방암 (Malignant neoplasm of Breast)	기타 위절제술(복강경 이용)	상급종합병원	Tertiary hospital	836	10.6
		종합병원	General hospital	-	-
		병원	Hospital	-	-
	기타 위절제술(개복)	상급종합병원	Tertiary hospital	-	-
		종합병원	General hospital	-	-
		병원	Hospital	-	-
	근치 유방절제술	상급종합병원	Tertiary hospital	400	7.5
		종합병원	General hospital	444	9.7
		병원	Hospital	534	19.9
전립선암 (Malignant neoplasm of prostate)	유방절제술	상급종합병원	Tertiary hospital	382	6.6
		종합병원	General hospital	397	7.3
		병원	Hospital	449	17.8
	주요 전립선 적출술	상급종합병원	Tertiary hospital	519	10.9
		종합병원	General hospital	542	12.5
		병원	Hospital	-	-
	기타 전립선 적출술	상급종합병원	Tertiary hospital	289	8.1
		종합병원	General hospital	345	9.4
		병원	Hospital	-	-

Note : Reimbursed claims in 2017 out of reviewed claims of Jan. 2017 ~ Mar. 2018
The average LOS and medical expense records of cancer surgery which has high frequency and large expense

상병명 Diseases	수술명 Procedures	요양기관 종별 Provider Type		평균급여비용 Average Medical Expenses	평균입원일수 Average Length Of Stay
녹내장 (Glaucoma)	녹내장수술 (복잡,수정체수술동반)	상급종합병원	Tertiary Hospital	-	-
		종합병원	General Hospital	-	-
		병원	Hospital	-	-
	녹내장수술 (복잡,수정체수술미동반)	상급종합병원	Tertiary Hospital	118	3.1
		종합병원	General Hospital	124	3.1
		병원	Hospital	94	2.2
	녹내장수술 (단순,수정체수술동반)	상급종합병원	Tertiary Hospital	159	2.5
		종합병원	General Hospital	-	-
		병원	Hospital	107	2.6
	녹내장수술 (단순,수정체수술미동반)	상급종합병원	Tertiary Hospital	106	2.7
		종합병원	General Hospital	99	3.4
		병원	Hospital	87	2.2
축농증 (부비동염) (Sinusitis)	부비동수술(여러 개, 한쪽)	상급종합병원	Tertiary Hospital	115	4.4
		종합병원	General Hospital	-	-
		병원	Hospital	-	-
	부비동수술(여러 개, 양쪽)	상급종합병원	Tertiary Hospital	-	-
		종합병원	General Hospital	201	5.0
		병원	Hospital	-	-
	부비동수술(한 개, 한쪽)	상급종합병원	Tertiary Hospital	123	3.8
		종합병원	General Hospital	-	-
		병원	Hospital	-	-
	부비동수술(한 개, 양쪽)	상급종합병원	Tertiary Hospital	-	-
		종합병원	General Hospital	-	-
		병원	Hospital	-	-
	부비동수술 (내시경이용, 여러 개, 한쪽)	상급종합병원	Tertiary Hospital	147	3.7
		종합병원	General Hospital	147	4.1
		병원	Hospital	114	3.0
안와골절 (Orbital Wall Fracture)	복잡안와수술(안와골절정복술 등, 한쪽)	상급종합병원	Tertiary Hospital	212	4.0
		종합병원	General Hospital	208	4.5
		병원	Hospital	156	3.8
	부비동수술 (내시경이용, 여러 개, 양쪽)	상급종합병원	Tertiary Hospital	124	3.5
		종합병원	General Hospital	127	3.9
		병원	Hospital	91	3.5
	부비동수술 (내시경이용, 한 개, 한쪽)	상급종합병원	Tertiary Hospital	163	3.9
		종합병원	General Hospital	-	-
		병원	Hospital	111	3.2
	부비동수술 (내시경이용, 한 개, 양쪽)	상급종합병원	Tertiary Hospital	111	3.2
		종합병원	General Hospital	-	-
		병원	Hospital	-	-
안검수술 (Eyelid Procedures)	복잡안와수술(안와골절정복술 등, 양쪽)	상급종합병원	Tertiary Hospital	236	5.8
		종합병원	General Hospital	-	-
		병원	Hospital	-	-
	안검수술(안검내반증 수술 등)	상급종합병원	Tertiary Hospital	104	1.7
		종합병원	General Hospital	95	1.7
		병원	Hospital	95	1.0
	주요안검수술(안검내반증 수술 등)	상급종합병원	Tertiary Hospital	69	1.7
		종합병원	General Hospital	63	1.6
		병원	Hospital	62	1.6
고실수술 (Tympanic Procedures)	고실성형술	상급종합병원	Tertiary Hospital	131	3.3
		종합병원	General Hospital	153	5.0
		병원	Hospital	124	4.5

주 1) 2017.1. ~ 2018.3. 진료비청구서 심사분 중 2017년 건강보험 진료분 대상

2) 진료비 및 발생빈도가 높은 주요수술의 평균급여비용 및 평균입원일수 현황임

요양급여실적(입원)

non-cancer procedures (Inpatient)

(단위 : 만원, 일)

Unit : Day, KRW 10,000

상병명 Diseases	수술명 Procedures	요양기관 종별 Provider Type		평균급여비용 Average Medical Expenses	평균입원일수 Average Length Of Stay
담낭(쓸개)염 (Cholecystitis)	담낭절제술(복강경 이용, 내시경 시술 동반)	상 급 중 합 병 원	Tertiary Hospital	669	11.3
		중 합 병 원	General Hospital	708	14.3
		병 원	Hospital	-	-
	담낭절제술(개복, 내시경 시술 동반)	상 급 중 합 병 원	Tertiary Hospital	-	-
		중 합 병 원	General Hospital	-	-
		병 원	Hospital	-	-
	담낭절제술(복강경 이용, 내시경 시술 미동반)	상 급 중 합 병 원	Tertiary Hospital	361	5.4
		중 합 병 원	General Hospital	376	7.2
		병 원	Hospital	283	4.9
	담낭절제술(개복, 내시경 시술 미동반)	상 급 중 합 병 원	Tertiary Hospital	-	-
		중 합 병 원	General Hospital	-	-
		병 원	Hospital	-	-
	경피적 담관시술(배액술, 담관확장술 등)	상 급 중 합 병 원	Tertiary Hospital	-	-
		중 합 병 원	General Hospital	-	-
		병 원	Hospital	-	-
담석증 (Biliary Calculus)	담낭절제술(복강경 이용, 내시경 시술 동반)	상 급 중 합 병 원	Tertiary Hospital	677	10.8
		중 합 병 원	General Hospital	673	12.8
		병 원	Hospital	-	-
	담낭절제술(개복, 내시경 시술 동반)	상 급 중 합 병 원	Tertiary Hospital	820	16.4
		중 합 병 원	General Hospital	-	-
		병 원	Hospital	-	-
	담낭절제술(복강경 이용, 내시경 시술 미동반)	상 급 중 합 병 원	Tertiary Hospital	318	4.8
		중 합 병 원	General Hospital	342	6.5
		병 원	Hospital	288	5.5
	담낭절제술(개복, 내시경 시술 미동반)	상 급 중 합 병 원	Tertiary Hospital	434	9.0
		중 합 병 원	General Hospital	414	11.1
		병 원	Hospital	-	-
	경피적 담관시술(배액술, 담관확장술 등)	상 급 중 합 병 원	Tertiary Hospital	-	-
		중 합 병 원	General Hospital	-	-
		병 원	Hospital	-	-
전립선절제술 (암이아닌 경우) (Prostatectomy)	기타 전립선 적출술	상 급 중 합 병 원	Tertiary Hospital	323	5.8
		중 합 병 원	General Hospital	345	6.9
		병 원	Hospital	250	7.4
		상 급 중 합 병 원	Tertiary Hospital	222	5.7
		중 합 병 원	General Hospital	237	7.3
		병 원	Hospital	234	8.6

Note : Reimbursed claims in 2017 out of reviewed claims of Jan. 2017 ~ Mar. 2018
The average LOS and medical expense records of cancer surgery which has high frequency and large expense

상병명 Diseases	수술명 Procedures	요양기관 종별 Provider Type	평균급여비용 Average Medical Expenses	평균입원일수 Average Length Of Stay
경피적관상 동맥중재술 (Percutaneous Coronary Procedures)	급성심근경색의 경피적관상동맥수술 (합병증동반, 단일혈관)	상 급 중 합 병 원 중 합 병 원 병 원	1,200 1,027 -	7.0 6.7 -
		상 급 중 합 병 원 중 합 병 원 병 원	- 1,400 -	- 7.5 -
		상 급 중 합 병 원 중 합 병 원 병 원	923 856 723	5.7 6.1 6.5
	급성심근경색의 경피적관상동맥수술 (합병증미동반, 다발혈관)	상 급 중 합 병 원 중 합 병 원 병 원	1,268 1,209 978	6.3 6.8 4.7
		상 급 중 합 병 원 중 합 병 원 병 원	724 680 590	3.8 4.2 4.2
		상 급 중 합 병 원 중 합 병 원 병 원	1,131 1,046 -	4.4 5.0 -
	기타경피적관상동맥수술(단일혈관)	상 급 중 합 병 원 중 합 병 원 병 원	2,690 2,751 -	19.1 24.0 -
		상 급 중 합 병 원 중 합 병 원 병 원	2,332 - -	15.9 - -
		상 급 중 합 병 원 중 합 병 원 병 원	2,488 2,371 -	14.0 18.1 -
	기타경피적관상동맥수술(다발혈관)	상 급 중 합 병 원 중 합 병 원 병 원	2,308 2,123 -	12.7 13.9 -
		상 급 중 합 병 원 중 합 병 원 병 원	- -	- -
		상 급 중 합 병 원 중 합 병 원 병 원	- -	- -
관상동맥우회술 (Coronary Bypass)	관상동맥우회로조성술 (심도자술사용, 인공심폐장치사용)	상 급 중 합 병 원 중 합 병 원 병 원	2,690 2,751 -	19.1 24.0 -
		상 급 중 합 병 원 중 합 병 원 병 원	2,332 - -	15.9 - -
		상 급 중 합 병 원 중 합 병 원 병 원	2,488 2,371 -	14.0 18.1 -
	관상동맥우회로조성술 (심도자술사용, 인공심폐장치미사용)	상 급 중 합 병 원 중 합 병 원 병 원	2,308 2,123 -	12.7 13.9 -
		상 급 중 합 병 원 중 합 병 원 병 원	- -	- -
		상 급 중 합 병 원 중 합 병 원 병 원	- -	- -
	관상동맥우회로조성술 (심도자술미사용, 인공심폐장치사용)	상 급 중 합 병 원 중 합 병 원 병 원	142 148	3.7 4.7
		상 급 중 합 병 원 중 합 병 원 병 원	- -	- -
방광/요도의 결석 (Calculus of Bladder/ Urethra)	경요도적 요관 결석수술	상 급 중 합 병 원 중 합 병 원 병 원	- -	- -
		상 급 중 합 병 원 중 합 병 원 병 원	- -	- -
		상 급 중 합 병 원 중 합 병 원 병 원	- -	- -
	방광 및 요도의 결석수술	상 급 중 합 병 원 중 합 병 원 병 원	142 148	3.7 4.7
		상 급 중 합 병 원 중 합 병 원 병 원	- -	- -
		상 급 중 합 병 원 중 합 병 원 병 원	- -	- -
	결석제거술(체외충격파쇄석술 이용,복잡)	상 급 중 합 병 원 중 합 병 원 병 원	- -	- -
		상 급 중 합 병 원 중 합 병 원 병 원	- -	- -
신장(콩팥)/ 요관의 결석 (Calculus of Kidney & Ureter)	결석제거술(체외충격파쇄석술 이용,단순)	상 급 중 합 병 원 중 합 병 원 병 원	148 139	2.4 2.9
		상 급 중 합 병 원 중 합 병 원 병 원	362 332	6.6 7.6
		상 급 중 합 병 원 중 합 병 원 병 원	- -	- -
	경요도적 요관 결석수술	상 급 중 합 병 원 중 합 병 원 병 원	226 179 181	3.6 3.3 3.3
		상 급 중 합 병 원 중 합 병 원 병 원	- -	- -
		상 급 중 합 병 원 중 합 병 원 병 원	284 242	7.8 7.1
	결석제거술(내시경 이용)	상 급 중 합 병 원 중 합 병 원 병 원	131 144	2.2 2.7
		상 급 중 합 병 원 중 합 병 원 병 원	133	2.1

주 1) 2017.1. ~ 2018.3. 진료비청구서 심사분 중 2017년 건강보험 진료분 대상

2) 진료비 및 발생빈도가 높은 주요수술의 평균급여비용 및 평균입원일수 현황임

요양급여실적(입원)〈계속〉

non-cancer procedures (Inpatient) 〈Cont'd〉

(단위 : 만원, 일)

Unit : Day, KRW 10,000

상병명 Diseases	수술명 Procedures	요양기관 종별 Provider Type		평균급여비용 Average Medical Expenses	평균입원일수 Average Length Of Stay
넓적다리골절 (Femur Fracture)	대퇴부 골절수술	상 급 중 합 병 병 원	Tertiary Hospital	580	14.9
		중 합 병 병 원	General Hospital	656	27.8
		병 병 원	Hospital	441	22.3
무릎십자인대 (Knee Cruciate Ligament)	무릎십자인대수술	상 급 중 합 병 병 원	Tertiary Hospital	364	7.2
		중 합 병 병 원	General Hospital	423	17.0
		병 병 원	Hospital	348	13.9
발골절 (Foot Fracture)	발목을 제외한 발의 골절수술	상 급 중 합 병 병 원	Tertiary Hospital	264	9.1
		중 합 병 병 원	General Hospital	252	14.2
		병 병 원	Hospital	165	10.8
손목터널 증후군 (Carpal Tunnel Release)	손목터널증후군수술	상 급 중 합 병 병 원	Tertiary Hospital	83	2.6
		중 합 병 병 원	General Hospital	133	6.5
		병 병 원	Hospital	102	5.6
손/손목골절 (Hand/Wrist Fracture)	손/손목 골절수술	상 급 중 합 병 병 원	Tertiary Hospital	127	4.0
		중 합 병 병 원	General Hospital	138	6.1
		병 병 원	Hospital	105	5.7
회전근개파열 (Rotator Cuff Tear)	회전근개파열복원술	상 급 중 합 병 병 원	Tertiary Hospital	266	5.7
		중 합 병 병 원	General Hospital	328	12.3
		병 병 원	Hospital	243	9.6
아래팔골절 (Elbow/Forearm Fracture)	아래팔 골절수술	상 급 중 합 병 병 원	Tertiary Hospital	252	5.9
		중 합 병 병 원	General Hospital	299	11.3
		병 병 원	Hospital	233	10.5
아래다리골절 (발목 포함) (Tibia/Fibula /Ankle/Knee Fracture)	무릎 및 아래다리 골절수술	상 급 중 합 병 병 원	Tertiary Hospital	405	11.6
		중 합 병 병 원	General Hospital	443	20.5
		병 병 원	Hospital	310	17.1
	발목을 포함한 발의 골절수술	상 급 중 합 병 병 원	Tertiary Hospital	329	9.3
		중 합 병 병 원	General Hospital	374	17.0
		병 병 원	Hospital	278	14.5
어깨골절 (Shoulder Fracture)	어깨 골절수술	상 급 중 합 병 병 원	Tertiary Hospital	247	6.2
		중 합 병 병 원	General Hospital	314	12.5
		병 병 원	Hospital	238	11.7
엉덩이관절 (Hip Joint)	엉덩이관절치환술(부분)	상 급 중 합 병 병 원	Tertiary Hospital	808	17.4
		중 합 병 병 원	General Hospital	844	26.7
		병 병 원	Hospital	624	22.4
	엉덩이관절치환술(재수술)	상 급 중 합 병 병 원	Tertiary Hospital	1,121	20.0
		중 합 병 병 원	General Hospital	1,171	29.6
		병 병 원	Hospital	870	24.6
무릎관절 (Knee joint)	엉덩이관절치환술(전체)	상 급 중 합 병 병 원	Tertiary Hospital	692	11.8
		중 합 병 병 원	General Hospital	824	21.2
		병 병 원	Hospital	686	18.9
	무릎관절치환술(양쪽)	상 급 중 합 병 병 원	Tertiary Hospital	1,088	18.0
		중 합 병 병 원	General Hospital	1,247	32.6
		병 병 원	Hospital	1,099	29.2
무릎관절 (Knee joint)	무릎관절치환술(재수술)	상 급 중 합 병 병 원	Tertiary Hospital	1,128	17.5
		중 합 병 병 원	General Hospital	1,289	34.1
		병 병 원	Hospital	1,001	24.0
	무릎관절치환술(전체)	상 급 중 합 병 병 원	Tertiary Hospital	611	12.8
		중 합 병 병 원	General Hospital	725	23.0
		병 병 원	Hospital	610	19.7
무릎관절치환술(부분)	무릎관절치환술(부분)	상 급 중 합 병 병 원	Tertiary Hospital	535	12.8
		중 합 병 병 원	General Hospital	590	23.1
		병 병 원	Hospital	460	18.5
무릎반월판연골 (Meniscus Procedures)	무릎반월판연골수술(양측)	상 급 중 합 병 병 원	Tertiary Hospital	188	5.1
		중 합 병 병 원	General Hospital	270	13.4
		병 병 원	Hospital	196	10.1
	무릎반월판연골수술(단측)	상 급 중 합 병 병 원	Tertiary Hospital	185	4.9
		중 합 병 병 원	General Hospital	263	12.7
		병 병 원	Hospital	187	9.2
구순구개열 (Cleft lip and palate Procedures)	구순구개열수술	상 급 중 합 병 병 원	Tertiary Hospital	186	4.8
		중 합 병 병 원	General Hospital	-	-
		병 병 원	Hospital	-	-

Note : Reimbursed claims in 2017 out of reviewed claims of Jan. 2017 ~ Mar. 2018
The average LOS and medical expense records of cancer surgery which has high frequency and large expense



제 V 편

요양급여 적정성평가

Quality assessment

제V-1표
Table V-1

요양기관종별 약제평가 항목별 지표 Drug Assessment Indicators by Provider Type

(단위 : %, 품목, 원)
Unit : %, Item, KRW

구 분 Division	분 기 Quarter	주사제 처방률 Injection Prescription rate	처방건당 약품목수 Number of drugs per prescription	투약일당 약품비 Drug cost per administration day
상급종합병원 Tertiary hospital	1/4 분기 quarter	2.20	2.90	2,756
	2/4 분기 quarter	2.07	3.02	2,811
	3/4 분기 quarter	1.95	2.96	2,883
	4/4 분기 quarter	1.99	2.94	2,926
중 합 병 원 General hospital	1/4 분기 quarter	8.63	3.45	2,065
	2/4 분기 quarter	7.87	3.41	2,094
	3/4 분기 quarter	7.96	3.35	2,102
	4/4 분기 quarter	7.88	3.36	2,113
병 원 Hospital	1/4 분기 quarter	17.10	3.81	1,733
	2/4 분기 quarter	15.84	3.78	1,735
	3/4 분기 quarter	15.65	3.59	1,730
	4/4 분기 quarter	15.06	3.73	1,742
치 과 병 원 Dental hospital	1/4 분기 quarter	20.33	3.97	1,435
	2/4 분기 quarter	18.03	3.82	1,405
	3/4 분기 quarter	17.15	3.59	1,389
	4/4 분기 quarter	17.18	3.81	1,406
의 원 Clinic	1/4 분기 quarter	1.10	2.74	1,262
	2/4 분기 quarter	1.04	2.71	1,283
	3/4 분기 quarter	1.16	2.66	1,273
	4/4 분기 quarter	1.17	2.71	1,288
치 과 의 원 Dental clinic	1/4 분기 quarter	0.06	2.84	1,205
	2/4 분기 quarter	0.06	2.83	1,209
	3/4 분기 quarter	0.07	2.85	1,223
	4/4 분기 quarter	0.07	2.85	1,235

주 : 2009년부터 항생제 처방률은 별도로 작성함

Note : Antibiotics prescription rate is separately recorded from 2009

제 V-2표

Table V-2

의원 표시과목별

Drug Assessment Indicators

표시과목 Department	분기 Quarter	주사제 처방률 Injection Prescription rate	처방건당 약품목수 Number of drugs per prescription	투약일당 약품비 Drug cost per administration day
일반의 General practitioners	1/4 분기 quarter	30.07	4.09	1,373
	2/4 분기 quarter	27.26	3.87	1,334
	3/4 분기 quarter	25.73	3.63	1,324
	4/4 분기 quarter	26.20	3.86	1,343
내과 Internal medicine	1/4 분기 quarter	23.01	4.06	1,431
	2/4 분기 quarter	19.06	3.85	1,407
	3/4 분기 quarter	16.41	3.63	1,396
	4/4 분기 quarter	17.64	3.81	1,410
신경과 Neurology	1/4 분기 quarter	8.81	3.48	1,470
	2/4 분기 quarter	7.85	3.46	1,505
	3/4 분기 quarter	7.27	3.42	1,528
	4/4 분기 quarter	7.71	3.47	1,528
정신건강의학과 Psychiatry	1/4 분기 quarter	0.74	2.98	828
	2/4 분기 quarter	0.66	2.97	816
	3/4 분기 quarter	0.72	2.96	834
	4/4 분기 quarter	0.71	3.01	852
외과 General surgery	1/4 분기 quarter	33.86	3.85	1,252
	2/4 분기 quarter	31.21	3.62	1,230
	3/4 분기 quarter	29.40	3.44	1,221
	4/4 분기 quarter	30.25	3.60	1,235
정형외과 Orthopedic surgery	1/4 분기 quarter	24.95	3.37	1,287
	2/4 분기 quarter	23.57	3.31	1,300
	3/4 분기 quarter	23.11	3.29	1,295
	4/4 분기 quarter	23.08	3.32	1,287
신경외과 Neuro surgery	1/4 분기 quarter	22.92	3.55	1,322
	2/4 분기 quarter	22.31	3.48	1,331
	3/4 분기 quarter	21.78	3.45	1,334
	4/4 분기 quarter	21.31	3.48	1,327
흉부외과 Thoracic surgery	1/4 분기 quarter	33.22	4.13	1,407
	2/4 분기 quarter	29.75	3.92	1,365
	3/4 분기 quarter	28.11	3.69	1,354
	4/4 분기 quarter	29.68	3.79	1,366
마취통증의학과 Anesthesiology & Pain medicine	1/4 분기 quarter	11.64	3.28	1,242
	2/4 분기 quarter	10.58	3.20	1,246
	3/4 분기 quarter	9.83	3.15	1,246
	4/4 분기 quarter	10.11	3.20	1,248

약제평가 항목별 지표

by Departments in Clinics

(단위 : %, 품목, 원)
Unit : %, Item, KRW

표 시 과 목 Department	분 기 Quarter	주사제 처방률 Injection Prescription rate	처방건당 약품목수 Number of drugs per prescription	투약일당 약품비 Drug cost per administration day
산 부 인 과 Obsterics & Gynecology	1/4 분기 quarter	14.87	2.87	907
	2/4 분기 quarter	14.60	2.86	902
	3/4 분기 quarter	14.72	2.82	921
	4/4 분기 quarter	14.49	2.85	913
소아청소년과 Pediatrics	1/4 분기 quarter	4.73	4.38	1,471
	2/4 분기 quarter	3.51	4.38	1,377
	3/4 분기 quarter	3.49	4.09	1,301
	4/4 분기 quarter	3.37	4.37	1,398
안 과 Ophthalmology	1/4 분기 quarter	4.46	2.54	2,187
	2/4 분기 quarter	4.20	2.56	2,251
	3/4 분기 quarter	3.77	2.60	2,261
	4/4 분기 quarter	4.18	2.63	2,177
이 비 인 후 과 Otorhinolaryngology	1/4 분기 quarter	18.50	4.60	2,015
	2/4 분기 quarter	15.79	4.53	1,907
	3/4 분기 quarter	14.47	4.34	1,828
	4/4 분기 quarter	14.71	4.48	1,874
피 부 과 Dermatology	1/4 분기 quarter	20.33	3.16	1,746
	2/4 분기 quarter	21.31	3.19	1,749
	3/4 분기 quarter	20.61	3.21	1,809
	4/4 분기 quarter	20.59	3.19	1,759
비 뇨 의 학 과 Urological section	1/4 분기 quarter	27.43	2.99	1,512
	2/4 분기 quarter	29.12	3.03	1,522
	3/4 분기 quarter	29.56	3.06	1,555
	4/4 분기 quarter	28.25	3.01	1,519
영 상 의 학 과 Radiology	1/4 분기 quarter	16.30	3.58	1,272
	2/4 분기 quarter	15.45	3.36	1,251
	3/4 분기 quarter	13.84	3.17	1,237
	4/4 분기 quarter	14.18	3.31	1,252
재 활 의 학 과 Rehabilitation	1/4 분기 quarter	11.71	3.32	1,249
	2/4 분기 quarter	11.24	3.24	1,262
	3/4 분기 quarter	11.02	3.22	1,248
	4/4 분기 quarter	11.12	3.25	1,259
가 정 의 학 과 Family medicine	1/4 분기 quarter	26.97	4.14	1,351
	2/4 분기 quarter	24.07	3.94	1,304
	3/4 분기 quarter	22.05	3.67	1,292
	4/4 분기 quarter	22.53	3.91	1,315

제V-3-1표

Table V-3-1

다발성 질병별 약제평가

Drug Assessment Indicators of

순 위 Rank	질 병 분 류 기 호 KCD-6	1/4 분 기 quarter		
		주사제 처방률 Injection Prescription rate	처방건당 약품목수 Number of drugs per prescription	투약일당 약품비 Drug cost per administration day
1	(C15-C26) 소화기관의 악성 신생물	2.61	2.47	7,126
2	(C50-C50) 유방의 악성 신생물	1.16	2.08	5,393
3	(D10-D36) 양성 신생물	1.20	2.25	1,515
4	(I60-I69) 뇌혈관질환	0.26	3.90	2,360
5	(I20-I25) 허혈성 심장질환	0.25	4.86	2,231
6	(E10-E14) 당뇨병	0.34	3.31	1,835
7	(C73-C75) 갑상선 및 기타 내분비선의 악성 신생물	0.27	1.78	345
8	(E00-E07) 갑상선의 장애	0.44	1.75	385
9	(I30-I52) 기타 형태의 심장병	0.28	3.75	1,885
10	(H30-H36) 맥락막 및 망막의 장애	0.80	1.84	2,934
11	(N80-N98) 여성생식관의 비염증성 장애	2.34	1.64	974
12	(C30-C39) 호흡기 및 흉곽내 기관의 악성 신생물	1.57	3.19	22,575
13	(N17-N19) 신부전	6.74	3.99	2,904
14	(R50-R69) 전신 증상 및 징후	3.12	2.56	1,305
15	(E20-E35) 기타 내분비선의 장애	0.42	2.27	9,090
16	(J30-J39) 상기도의 기타 질환	1.58	3.00	1,593
17	(R00-R09) 순환계통 및 호흡계통을 침범한 증상 및 징후	1.85	2.94	1,276
18	(G40-G47) 우발적 및 발작적 장애	0.86	2.67	2,076
19	(K00-K14) 구강, 침샘 및 턱의 질환	4.16	2.60	1,469
20	(M50-M54) 기타 등병증	3.81	2.95	1,658
21	(J40-J47) 만성 하기도질환	1.06	3.59	2,126
22	(M45-M49) 척추병증	5.47	3.27	4,144
23	(K20-K31) 식도, 위 및 십이지장의 질환	2.45	2.59	1,393
24	(S00-S09) 머리의 손상	3.51	2.77	2,443
25	(C81-C96) 림프, 조혈 및 관련조직의 악성 신생물	6.49	2.97	22,075
26	(L20-L30) 피부염 및 습진	5.12	3.27	2,033
27	(M15-M19) 관절증	1.90	3.04	1,431
28	(C51-C58) 여성 생식기관의 악성 신생물	2.23	1.81	2,917
29	(M05-M14) 염증성 다발관절병증	3.57	4.74	3,674
30	(N40-N51) 남성 생식기관의 질환	1.79	2.04	1,312
31	(B15-B19) 바이러스간염	0.21	1.50	5,784
32	(K70-K77) 간의 질환	0.64	2.40	2,296
33	(M20-M25) 기타 관절장애	1.83	2.59	1,419
34	(F30-F39) 기분[정동] 장애	0.23	3.17	1,425
35	(K80-K87) 담낭, 담도 및 췌장의 장애	1.02	2.11	1,171
36	(C60-C63) 남성 생식기관의 악성 신생물	1.50	2.46	5,109
37	(M70-M79) 기타 연조직 장애	3.19	2.87	1,499
38	(H40-H42) 녹내장	0.25	2.02	10,187
39	(D00-D09) 제자리신생물	1.14	1.71	906
40	(I10-I15) 고혈압질환	0.27	2.38	1,182
41	(R10-R19) 소화계통 및 복부를 침범한 증상 및 징후	5.94	2.46	1,286
42	(K55-K63) 장의 기타 질환	2.97	2.24	1,031
43	(G20-G26) 추체외로 및 운동 장애	0.40	3.83	3,182
44	(C64-C68) 요로의 악성 신생물	5.70	2.52	6,055
45	(M30-M36) 전신결합조직장애	1.76	4.05	2,475
46	(H65-H75) 중이 및 유도의 질환	1.74	2.32	1,883
47	(L80-L99) 피부 및 피하조직의 기타 장애	1.95	2.29	1,285
48	(H90-H95) 귀의 기타 장애	3.04	2.16	844
49	(N60-N64) 유방의 장애	0.31	2.01	616
50	(N30-N39) 비뇨계통의 기타 질환	4.92	2.14	1,563

주 : 상병분류는 한국표준질병-사인분류(통계청 고시)의 중분류에 의함

항목별 지표(상급종합병원)

Frequently Occurring Diseases(Tertiary hospital)

(단위 : %, 품목, 원)

Unit : %, Item, KRW

순 위 Rank	질 병 분 류 기 호 KCD-6	2/4 분기 quarter		
		주사제 처방률 Injection Prescription rate	처방건당 약품목수 Number of drugs per prescription	투약일당 약품비 Drug cost per administration day
1	(C15-C26) 소화기관의 악성 신생물	2.31	2.56	7,033
2	(C50-C50) 유방의 악성 신생물	0.98	2.11	5,816
3	(I20-I25) 허혈성 심장질환	0.18	4.85	2,242
4	(I60-I69) 뇌혈관질환	0.22	3.98	2,421
5	(D10-D36) 양성 신생물	1.32	2.39	1,492
6	(E10-E14) 당뇨병	0.35	3.39	1,865
7	(E00-E07) 갑상선의 장애	0.43	1.82	422
8	(I30-I52) 기타 형태의 심장병	0.31	3.81	1,959
9	(C73-C75) 갑상선 및 기타 내분비선의 악성 신생물	0.23	1.85	370
10	(N17-N19) 신부전	7.21	4.04	2,862
11	(C30-C39) 호흡기 및 흉곽내 기관의 악성 신생물	1.78	3.39	25,640
12	(H30-H36) 맥락막 및 망막의 장애	0.69	1.84	2,818
13	(R00-R09) 순환계통 및 호흡계통을 침범한 증상 및 징후	1.61	2.93	1,279
14	(K20-K31) 식도, 위 및 십이지장의 질환	1.78	2.62	1,404
15	(J40-J47) 만성 하기도질환	1.01	3.63	2,188
16	(J30-J39) 상기도의 기타 질환	1.32	3.00	1,639
17	(G40-G47) 우발적 및 발작적 장애	0.75	2.84	2,026
18	(M05-M14) 염증성 다발관절병증	3.57	4.89	3,755
19	(R50-R69) 전신 증상 및 징후	3.39	2.55	1,277
20	(C81-C96) 림프, 조혈 및 관련조직의 악성 신생물	7.28	3.05	24,016
21	(K00-K14) 구강, 침샘 및 턱의 질환	4.56	2.59	1,449
22	(B15-B19) 바이러스간염	0.22	1.54	6,154
23	(M45-M49) 척추병증	6.14	3.28	5,259
24	(L20-L30) 피부염 및 습진	5.29	3.33	2,053
25	(F30-F39) 기분[정동] 장애	0.21	3.23	1,398
26	(K70-K77) 간의 질환	0.62	2.46	2,213
27	(N40-N51) 남성 생식기관의 질환	1.81	2.07	1,328
28	(M50-M54) 기타 등병증	3.80	2.90	1,626
29	(M15-M19) 관절증	1.66	3.17	1,433
30	(I10-I15) 고혈압질환	0.25	2.38	1,180
31	(C60-C63) 남성 생식기관의 악성 신생물	1.49	2.48	5,188
32	(K80-K87) 담낭, 담도 및 췌장의 장애	1.03	2.19	1,209
33	(S00-S09) 머리의 손상	2.99	2.74	2,437
34	(H40-H42) 녹내장	0.31	2.02	9,675
35	(M30-M36) 전신결합조직장애	1.75	4.27	2,559
36	(E20-E35) 기타 내분비선의 장애	0.57	2.66	5,261
37	(G20-G26) 추체외로 및 운동 장애	0.36	3.94	3,189
38	(R10-R19) 소화계통 및 복부를 침범한 증상 및 징후	5.04	2.58	1,318
39	(M20-M25) 기타 관절장애	1.58	2.58	1,375
40	(C64-C68) 요로의 악성 신생물	6.36	2.57	5,972
41	(F40-F48) 신경증성, 스트레스-연관 및 신체형 장애	0.48	2.88	1,087
42	(K55-K63) 장의 기타 질환	2.27	2.32	1,101
43	(R90-R94) 진단명 없는 진단적 영상 및 기능검사 이상소견	0.56	2.23	1,237
44	(N80-N98) 여성생식관의 비염증성 장애	2.52	1.66	970
45	(M70-M79) 기타 연조직 장애	3.16	3.02	1,525
46	(H90-H95) 귀의 기타 장애	2.62	2.16	871
47	(D00-D09) 제자리신생물	1.12	1.75	957
48	(D37-D48) 행동양식 불명 또는 미상의 신생물	5.98	2.65	7,485
49	(N30-N39) 비뇨계통의 기타 질환	4.62	2.20	1,613
50	(H65-H75) 중이 및 유도의 질환	1.34	2.27	1,956

Note : Diagnosis classification is based on the Korean Standard Classification of Diseases

제V-3-1표

Table V-3-1

다발성 질병별 약제평가

Drug Assessment Indicators of

순 위 Rank	질 병 분 류 기 호 KCD-6	3/4 분기 quarter		
		주사제 처방률 Injection Prescription rate	처방건당 약품목수 Number of drugs per prescription	투약일당 약품비 Drug cost per administration day
1	(C15-C26) 소화기관의 악성 신생물	2.06	2.52	7,440
2	(C50-C50) 유방의 악성 신생물	0.93	2.09	6,077
3	(D10-D36) 양성 신생물	1.03	2.31	1,456
4	(I20-I25) 허혈성 심장질환	0.14	4.87	2,265
5	(I60-I69) 뇌혈관질환	0.22	3.93	2,399
6	(E10-E14) 당뇨병	0.32	3.35	1,851
7	(E00-E07) 갑상선의 장애	0.46	1.77	404
8	(I30-I52) 기타 형태의 심장병	0.29	3.82	1,999
9	(C73-C75) 갑상선 및 기타 내분비선의 악성 신생물	0.26	1.84	370
10	(C30-C39) 호흡기 및 흉곽내 기관의 악성 신생물	1.71	3.27	28,090
11	(N17-N19) 신부전	6.81	3.95	2,853
12	(H30-H36) 맥락막 및 망막의 장애	0.64	1.82	2,931
13	(R00-R09) 순환계통 및 호흡계통을 침범한 증상 및 징후	1.28	2.86	1,267
14	(K00-K14) 구강, 침샘 및 턱의 질환	4.13	2.55	1,464
15	(J40-J47) 만성 하기도질환	0.87	3.50	2,157
16	(R50-R69) 전신 증상 및 징후	2.83	2.49	1,232
17	(J30-J39) 상기도의 기타 질환	1.24	2.91	1,601
18	(G40-G47) 우발적 및 발작적 장애	0.72	2.75	2,039
19	(K20-K31) 식도, 위 및 십이지장의 질환	1.30	2.59	1,386
20	(C81-C96) 림프, 조혈 및 관련조직의 악성 신생물	6.83	3.01	24,851
21	(L20-L30) 피부염 및 습진	5.36	3.37	2,048
22	(M05-M14) 염증성 다발관절병증	3.37	4.81	3,863
23	(M45-M49) 척추병증	5.97	3.22	4,926
24	(E20-E35) 기타 내분비선의 장애	0.47	2.40	7,128
25	(N80-N98) 여성생식관의 비염증성 장애	2.52	1.63	970
26	(M50-M54) 기타 등병증	3.72	2.89	1,615
27	(B15-B19) 바이러스간염	0.17	1.51	5,367
28	(N40-N51) 남성 생식기관의 질환	1.70	2.05	1,315
29	(K70-K77) 간의 질환	0.57	2.45	2,136
30	(F30-F39) 기분[정동] 장애	0.22	3.20	1,392
31	(C60-C63) 남성 생식기관의 악성 신생물	1.42	2.49	5,019
32	(M15-M19) 관절증	1.53	3.20	1,461
33	(S00-S09) 머리의 손상	2.76	2.70	2,469
34	(K80-K87) 담낭, 담도 및 췌장의 장애	0.88	2.12	1,184
35	(I10-I15) 고혈압질환	0.24	2.36	1,179
36	(C51-C58) 여성 생식기관의 악성 신생물	2.31	1.89	3,584
37	(H40-H42) 녹내장	0.28	2.03	10,154
38	(R10-R19) 소화계통 및 복부를 침범한 증상 및 징후	4.13	2.50	1,308
39	(M20-M25) 기타 관절장애	1.53	2.51	1,369
40	(G20-G26) 추체외로 및 운동 장애	0.41	3.88	3,179
41	(C64-C68) 요로의 악성 신생물	5.83	2.56	5,965
42	(M30-M36) 전신결합조직장애	1.47	4.16	2,576
43	(M70-M79) 기타 연조직 장애	2.77	2.92	1,512
44	(D00-D09) 제자리신생물	1.05	1.72	933
45	(K55-K63) 장의 기타 질환	1.79	2.27	1,058
46	(R90-R94) 진단명 없는 진단적 영상 및 기능검사 이상조건	0.40	2.10	1,216
47	(F40-F48) 신경증성, 스트레스-연관 및 신체형 장애	0.48	2.82	1,078
48	(H90-H95) 귀의 기타 장애	2.51	2.13	883
49	(D37-D48) 행동양식 불명 또는 미상의 신생물	5.87	2.62	7,502
50	(N30-N39) 비뇨계통의 기타 질환	4.32	2.14	1,567

주 : 상병분류는 한국표준질병·사인분류(통계청 고시)의 중분류에 의함

항목별 지표(상급종합병원) <계속>

Frequently Occurring Diseases(Tertiary hospital) <Cont'd>

(단위 : %, 품목, 원)

Unit : %, Item, KRW

순 위 Rank	질 병 분 류 기 호 KCD-6	4/4 분기 quarter		
		주사제 처방률 Injection Prescription rate	처방건당 약품목수 Number of drugs per prescription	투약일당 약품비 Drug cost per administration day
1	(C15-C26) 소화기관의 악성 신생물	2.09	2.53	7,727
2	(C50-C50) 유방의 악성 신생물	0.97	2.07	6,314
3	(D10-D36) 양성 신생물	1.06	2.27	1,446
4	(I20-I25) 허혈성 심장질환	0.13	4.83	2,277
5	(I60-I69) 뇌혈관질환	0.22	3.92	2,395
6	(E10-E14) 당뇨병	0.34	3.35	1,831
7	(E00-E07) 갑상선의 장애	0.53	1.76	398
8	(I30-I52) 기타 형태의 심장병	0.27	3.79	2,023
9	(C73-C75) 갑상선 및 기타 내분비선의 악성 신생물	0.25	1.81	376
10	(C30-C39) 호흡기 및 흉곽내 기관의 악성 신생물	1.63	3.26	29,619
11	(N17-N19) 신부전	6.61	3.90	2,782
12	(H30-H36) 맥락막 및 망막의 장애	0.72	1.85	2,932
13	(R50-R69) 전신 증상 및 징후	2.97	2.43	1,260
14	(G40-G47) 우발적 및 발작적 장애	0.80	2.73	2,049
15	(K00-K14) 구강, 침샘 및 턱의 질환	4.12	2.53	1,477
16	(J40-J47) 만성 하기도질환	0.68	3.44	2,138
17	(R00-R09) 순환계통 및 호흡계통을 침범한 증상 및 징후	1.38	2.85	1,276
18	(C81-C96) 림프, 조혈 및 관련조직의 악성 신생물	6.39	2.99	25,687
19	(E20-E35) 기타 내분비선의 장애	0.47	2.34	7,597
20	(J30-J39) 상기도의 기타 질환	1.29	2.87	1,587
21	(N80-N98) 여성생식관의 비염증성 장애	2.60	1.63	957
22	(K20-K31) 식도, 위 및 십이지장의 질환	1.64	2.58	1,397
23	(M05-M14) 염증성 다발관절병증	3.21	4.80	3,852
24	(M45-M49) 척추병증	5.40	3.21	4,878
25	(L20-L30) 피부염 및 습진	5.40	3.39	2,227
26	(M50-M54) 기타 등병증	3.63	2.92	1,642
27	(N40-N51) 남성 생식기관의 질환	1.75	2.05	1,317
28	(B15-B19) 바이러스간염	0.18	1.48	5,086
29	(K70-K77) 간의 질환	0.67	2.42	2,092
30	(F30-F39) 기분[정동] 장애	0.22	3.22	1,418
31	(C60-C63) 남성 생식기관의 악성 신생물	1.38	2.51	5,291
32	(M15-M19) 관절증	1.41	3.19	1,427
33	(C51-C58) 여성 생식기관의 악성 신생물	2.32	1.90	4,324
34	(S00-S09) 머리의 손상	3.10	2.69	2,420
35	(K80-K87) 담낭, 담도 및 췌장의 장애	1.00	2.12	1,182
36	(I10-I15) 고혈압질환	0.25	2.36	1,183
37	(M20-M25) 기타 관절장애	1.41	2.50	1,350
38	(H40-H42) 녹내장	0.23	2.04	10,751
39	(R10-R19) 소화계통 및 복부를 침범한 증상 및 징후	4.61	2.48	1,312
40	(M30-M36) 전신결합조직장애	1.51	4.15	2,569
41	(C64-C68) 요로의 악성 신생물	5.83	2.59	6,319
42	(G20-G26) 추체외로 및 운동 장애	0.36	3.92	3,201
43	(D00-D09) 제자리신생물	1.19	1.70	931
44	(L80-L99) 피부 및 피하조직의 기타 장애	1.34	2.29	1,519
45	(M70-M79) 기타 연조직 장애	2.41	2.91	1,502
46	(K55-K63) 장의 기타 질환	2.18	2.24	1,022
47	(R90-R94) 진단명 없는 진단적 영상 및 기능검사 이상조건	0.44	2.09	1,173
48	(D37-D48) 행동양식 불명 또는 미상의 신생물	5.49	2.60	7,504
49	(F40-F48) 신경증성, 스트레스-연관 및 신체형 장애	0.53	2.83	1,086
50	(N30-N39) 비뇨계통의 기타 질환	4.80	2.15	1,554

Note : Diagnosis classification is based on the Korean Standard Classification of Diseases

제 V-3-2표

Table V-3-2

다발성 질병별 약제평가

Drug Assessment Indicators of

순 위 Rank	질 병 분 류 기 호 KCD-6	1/4 분기 quarter		
		주사제 처방률 Injection Prescription rate	처방건당 약품목수 Number of drugs per prescription	투약일당 약품비 Drug cost per administration day
1	(E10-E14) 당뇨병	1.54	3.91	2,006
2	(K20-K31) 식도, 위 및 십이지장의 질환	9.83	3.12	1,593
3	(J00-J06) 급성 상기도감염	25.51	4.27	1,774
4	(N17-N19) 신부전	13.24	4.31	3,526
5	(J20-J22) 기타 급성 하기도감염	13.98	4.71	1,834
6	(I60-I69) 뇌혈관질환	1.45	4.42	2,573
7	(I10-I15) 고혈압질환	1.58	2.73	1,203
8	(J40-J47) 만성 하기도질환	14.28	4.56	2,347
9	(I20-I25) 허혈성 심장질환	0.91	5.24	2,301
10	(M50-M54) 기타 등병증	14.49	3.44	1,640
11	(M70-M79) 기타 연조직 장애	14.90	3.34	1,549
12	(J09-J18) 인플루엔자 및 폐렴	26.67	4.67	2,998
13	(J30-J39) 상기도의 기타 질환	8.13	3.95	1,748
14	(N40-N51) 남성 생식기관의 질환	1.87	2.39	1,365
15	(K00-K14) 구강, 침샘 및 턱의 질환	5.71	2.96	1,733
16	(D10-D36) 양성 신생물	4.58	2.64	1,505
17	(R50-R69) 전신 증상 및 징후	12.67	3.23	1,314
18	(K55-K63) 장의 기타 질환	13.96	2.89	1,194
19	(M15-M19) 관절증	11.14	3.15	1,673
20	(R00-R09) 순환계통 및 호흡계통을 침범한 증상 및 징후	4.72	3.33	1,343
21	(E00-E07) 갑상선의 장애	0.61	1.99	402
22	(A00-A09) 장 감염 질환	38.82	3.43	1,969
23	(N80-N98) 여성생식관의 비염증성 장애	4.27	1.71	1,007
24	(R10-R19) 소화계통 및 복부를 침범한 증상 및 징후	18.98	2.93	1,478
25	(S60-S69) 손목 및 손의 손상	14.46	3.19	3,013
26	(I30-I52) 기타 형태의 심장병	1.05	4.41	2,028
27	(M45-M49) 척추병증	15.24	3.67	2,824
28	(G40-G47) 우발적 및 발작적 장애	5.81	3.29	1,749
29	(S00-S09) 머리의 손상	6.05	3.08	2,544
30	(C15-C26) 소화기관의 악성 신생물	6.47	3.06	5,142
31	(N30-N39) 비뇨계통의 기타 질환	9.64	2.47	1,570
32	(L20-L30) 피부염 및 습진	13.38	3.10	1,800
33	(E70-E90) 대사장애	2.47	2.06	1,188
34	(F30-F39) 기분[정동] 장애	0.73	3.46	1,339
35	(M20-M25) 기타 관절장애	6.32	3.01	1,454
36	(F00-F09) 증상성을 포함하는 기질성 정신장애	0.60	3.19	2,632
37	(S80-S89) 무릎 및 아래다리의 손상	7.51	3.15	1,655
38	(K70-K77) 간의 질환	2.70	3.10	2,055
39	(C50-C50) 유방의 악성 신생물	2.36	2.13	5,755
40	(S90-S99) 발목 및 발의 손상	8.50	3.10	1,659
41	(F40-F48) 신경증성, 스트레스-연관 및 신체형 장애	2.73	3.06	1,016
42	(M05-M14) 염증성 다발관절병증	12.17	4.07	2,581
43	(H30-H36) 맥락막 및 망막의 장애	0.45	2.04	1,781
44	(B15-B19) 바이러스간염	1.40	1.92	6,110
45	(S50-S59) 팔꿈치 및 아래팔의 손상	5.43	3.04	1,556
46	(R40-R46) 인지, 지각, 정서상태 및 행위에 관한 증상 및 징후	8.36	2.85	1,237
47	(L00-L08) 피부 및 피하조직의 감염	22.79	3.21	2,323
48	(Z30-Z39) 생식과 관련된 상황에서 보건서비스와 접하고 있는 사람	1.93	1.51	3,053
49	(E20-E35) 기타 내분비선의 장애	1.34	2.91	6,428
50	(C73-C75) 갑상선 및 기타 내분비선의 악성 신생물	1.00	1.89	366

주 : 상병분류는 한국표준질병·사인분류(통계청 고시)의 중분류에 의함

항목별 지표(종합병원)

Frequently Occurring Diseases(General hospital)

(단위 : %, 품목, 원)

Unit : %, Item, KRW

순 위 Rank	질 병 분 류 기 호 KCD-6	2/4 분기 quarter		
		주사제 처방률 Injection Prescription rate	처방건당 약품목수 Number of drugs per prescription	투약일당 약품비 Drug cost per administration day
1	(E10-E14) 당뇨병	1.42	3.87	2,013
2	(K20-K31) 식도, 위 및 십이지장의 질환	9.78	3.09	1,580
3	(N17-N19) 신부전	13.89	4.25	3,551
4	(I60-I69) 뇌혈관질환	1.43	4.41	2,577
5	(J00-J06) 급성 상기도감염	21.20	4.24	1,730
6	(I20-I25) 허혈성 심장질환	0.84	5.24	2,326
7	(I10-I15) 고혈압질환	1.32	2.68	1,206
8	(J20-J22) 기타 급성 하기도감염	11.07	4.70	1,776
9	(M50-M54) 기타 등병증	14.65	3.48	1,648
10	(J40-J47) 만성 하기도질환	11.79	4.44	2,332
11	(M70-M79) 기타 연조직 장애	14.01	3.32	1,565
12	(N40-N51) 남성 생식기관의 질환	1.98	2.39	1,378
13	(K00-K14) 구강, 침샘 및 턱의 질환	5.54	2.92	1,720
14	(M15-M19) 관절증	10.90	3.16	1,719
15	(J30-J39) 상기도의 기타 질환	6.59	3.88	1,720
16	(D10-D36) 양성 신생물	4.67	2.63	1,488
17	(E00-E07) 갑상선의 장애	0.58	1.97	410
18	(K55-K63) 장의 기타 질환	13.34	2.87	1,191
19	(R50-R69) 전신 증상 및 징후	10.52	3.12	1,263
20	(R00-R09) 순환계통 및 호흡계통을 침범한 증상 및 징후	3.95	3.28	1,324
21	(I30-I52) 기타 형태의 심장병	0.95	4.40	2,060
22	(S60-S69) 손목 및 손의 손상	14.43	3.17	3,011
23	(M45-M49) 척추병증	15.74	3.69	2,840
24	(A00-A09) 장 감염 질환	39.28	3.43	1,996
25	(N80-N98) 여성생식관의 비염증성 장애	4.20	1.69	1,023
26	(R10-R19) 소화계통 및 복부를 침범한 증상 및 징후	17.47	2.93	1,488
27	(G40-G47) 우발적 및 발작적 장애	5.48	3.25	1,713
28	(S00-S09) 머리의 손상	5.79	3.05	2,500
29	(N30-N39) 비뇨계통의 기타 질환	9.48	2.46	1,575
30	(L20-L30) 피부염 및 습진	14.27	3.14	1,789
31	(C15-C26) 소화기관의 악성 신생물	6.85	3.03	5,282
32	(F00-F09) 증상성을 포함하는 기질성 정신장애	0.64	3.42	2,774
33	(F30-F39) 기분[정동] 장애	0.73	3.46	1,306
34	(E70-E90) 대사장애	2.39	2.06	1,188
35	(M20-M25) 기타 관절장애	6.42	3.04	1,476
36	(S80-S89) 무릎 및 아래다리의 손상	8.09	3.15	1,695
37	(J09-J18) 인플루엔자 및 폐렴	15.09	4.68	2,506
38	(S90-S99) 발목 및 발의 손상	9.16	3.10	1,700
39	(F40-F48) 신경증성, 스트레스-연관 및 신체형 장애	2.90	3.08	1,004
40	(K70-K77) 간의 질환	2.81	3.10	2,093
41	(M05-M14) 염증성 다발관절병증	13.35	4.08	2,636
42	(H30-H36) 맥락막 및 망막의 장애	0.48	2.04	1,905
43	(B15-B19) 바이러스간염	1.30	1.88	6,144
44	(C50-C50) 유방의 악성 신생물	2.44	2.15	6,475
45	(S50-S59) 팔꿈치 및 아래팔의 손상	5.87	3.05	1,586
46	(R40-R46) 인지, 지각, 정서상태 및 행위에 관한 증상 및 징후	8.32	2.80	1,204
47	(E20-E35) 기타 내분비선의 장애	1.25	2.91	6,412
48	(L00-L08) 피부 및 피하조직의 감염	23.46	3.21	2,311
49	(Z30-Z39) 생식과 관련된 상황에서 보건서비스와 접하고 있는 사람	1.99	1.49	3,019
50	(G50-G59) 신경, 신경뿌리 및 신경총 장애	6.15	3.15	1,574

Note : Diagnosis classification is based on the Korean Standard Classification of Diseases

제V-3-2표

Table V-3-2

다발성 질병별 약제평가

Drug Assessment Indicators of

순 위 Rank	질 병 분 류 기 호 KCD-6	3/4 분기 quarter		
		주사제 처방률 Injection Prescription rate	처방건당 약품목수 Number of drugs per prescription	투약일당 약품비 Drug cost per administration day
1	(E10-E14) 당뇨병	1.49	3.86	2,029
2	(K20-K31) 식도, 위 및 십이지장의 질환	9.56	3.05	1,585
3	(N17-N19) 신부전	13.09	4.18	3,567
4	(I60-I69) 뇌혈관질환	1.50	4.38	2,574
5	(I20-I25) 허혈성 심장질환	0.86	5.21	2,338
6	(M50-M54) 기타 등병증	14.70	3.49	1,669
7	(I10-I15) 고혈압질환	1.40	2.64	1,207
8	(M70-M79) 기타 연조직 장애	13.71	3.32	1,581
9	(J00-J06) 급성 상기도감염	19.94	4.11	1,760
10	(J40-J47) 만성 하기도질환	9.83	4.33	2,339
11	(K00-K14) 구강, 침샘 및 턱의 질환	5.85	2.94	1,698
12	(J20-J22) 기타 급성 하기도감염	10.27	4.65	1,784
13	(M15-M19) 관절증	11.00	3.19	1,731
14	(N40-N51) 남성 생식기관의 질환	2.09	2.42	1,410
15	(R50-R69) 전신 증상 및 징후	11.11	3.05	1,274
16	(D10-D36) 양성 신생물	4.58	2.64	1,466
17	(E00-E07) 갑상선의 장애	0.55	1.94	408
18	(K55-K63) 장의 기타 질환	13.26	2.82	1,187
19	(S60-S69) 손목 및 손의 손상	15.07	3.17	3,059
20	(M45-M49) 척추병증	16.22	3.69	2,841
21	(A00-A09) 장 감염 질환	36.57	3.39	2,019
22	(J30-J39) 상기도의 기타 질환	5.78	3.79	1,706
23	(R00-R09) 순환계통 및 호흡계통을 침범한 증상 및 징후	4.28	3.22	1,320
24	(I30-I52) 기타 형태의 심장병	1.00	4.38	2,097
25	(N80-N98) 여성생식관의 비염증성 장애	4.40	1.70	978
26	(R10-R19) 소화계통 및 복부를 침범한 증상 및 징후	17.80	2.90	1,478
27	(G40-G47) 우발적 및 발작적 장애	6.21	3.24	1,727
28	(S00-S09) 머리의 손상	6.07	3.05	2,513
29	(L20-L30) 피부염 및 습진	15.38	3.14	1,865
30	(N30-N39) 비뇨계통의 기타 질환	10.29	2.49	1,597
31	(C15-C26) 소화기관의 악성 신생물	7.13	2.99	5,472
32	(S90-S99) 발목 및 발의 손상	10.29	3.12	1,842
33	(F00-F09) 증상성을 포함하는 기질성 정신장애	0.62	3.44	2,792
34	(S80-S89) 무릎 및 아래다리의 손상	9.86	3.16	1,827
35	(M20-M25) 기타 관절장애	6.66	3.08	1,507
36	(F30-F39) 기분[정동] 장애	0.72	3.47	1,300
37	(E70-E90) 대사장애	2.82	2.04	1,177
38	(M05-M14) 염증성 다발관절병증	14.27	4.03	2,634
39	(F40-F48) 신경증성, 스트레스-연관 및 신체형 장애	3.23	3.04	993
40	(K70-K77) 간의 질환	2.78	3.07	1,960
41	(H30-H36) 맥락막 및 망막의 장애	0.54	2.06	1,950
42	(C50-C50) 유방의 악성 신생물	2.50	2.11	6,427
43	(B15-B19) 바이러스간염	1.38	1.85	5,259
44	(S50-S59) 팔꿈치 및 아래팔의 손상	7.07	3.05	1,741
45	(L00-L08) 피부 및 피하조직의 감염	25.30	3.22	2,418
46	(R40-R46) 인지, 지각, 정서상태 및 행위에 관한 증상 및 징후	9.82	2.79	1,225
47	(B00-B09) 피부 및 점막병변이 특징인 바이러스감염	11.66	3.37	3,409
48	(J09-J18) 인플루엔자 및 폐렴	8.81	4.65	2,363
49	(L50-L54) 두드러기 및 홍반	47.46	2.97	990
50	(S40-S49) 어깨 및 위팔의 손상	7.47	3.28	1,610

주 : 상병분류는 한국표준질병·사인분류(통계청 고시)의 중분류에 의함

항목별 지표(종합병원) <계속>

Frequently Occurring Diseases(General hospital) <Cont'd>

(단위 : %, 품목, 원)

Unit : %, Item, KRW

순 위 Rank	질 병 분 류 기 호 KCD-6	4/4 분기 quarter		
		주사제 처방률 Injection Prescription rate	처방건당 약품목수 Number of drugs per prescription	투약일당 약품비 Drug cost per administration day
1	(E10-E14) 당뇨병	1.40	3.88	2,032
2	(K20-K31) 식도, 위 및 십이지장의 질환	9.92	3.08	1,591
3	(N17-N19) 신부전	12.02	4.19	3,474
4	(I60-I69) 뇌혈관질환	1.44	4.38	2,568
5	(I20-I25) 허혈성 심장질환	0.87	5.22	2,346
6	(I10-I15) 고혈압질환	1.37	2.64	1,202
7	(M50-M54) 기타 등병증	14.50	3.48	1,657
8	(J00-J06) 급성 상기도감염	20.39	4.16	1,688
9	(M70-M79) 기타 연조직 장애	13.54	3.32	1,553
10	(J20-J22) 기타 급성 하기도감염	9.97	4.70	1,775
11	(J40-J47) 만성 하기도질환	10.22	4.34	2,303
12	(N40-N51) 남성 생식기관의 질환	1.82	2.38	1,355
13	(M15-M19) 관절증	10.49	3.17	1,674
14	(K00-K14) 구강, 침샘 및 턱의 질환	5.50	2.94	1,663
15	(D10-D36) 양성 신생물	4.62	2.64	1,460
16	(K55-K63) 장의 기타 질환	12.98	2.85	1,183
17	(R50-R69) 전신 증상 및 징후	11.25	3.08	1,285
18	(E00-E07) 갑상선의 장애	0.57	1.96	406
19	(S60-S69) 손목 및 손의 손상	15.58	3.20	3,060
20	(J30-J39) 상기도의 기타 질환	6.16	3.81	1,654
21	(A00-A09) 장 감염 질환	36.73	3.45	2,012
22	(M45-M49) 척추병증	15.42	3.68	2,796
23	(I30-I52) 기타 형태의 심장병	0.97	4.37	2,112
24	(R10-R19) 소화계통 및 복부를 침범한 증상 및 징후	17.66	2.94	1,476
25	(R00-R09) 순환계통 및 호흡계통을 침범한 증상 및 징후	4.39	3.21	1,305
26	(N80-N98) 여성생식관의 비염증성 장애	4.30	1.72	931
27	(G40-G47) 우발적 및 발작적 장애	5.92	3.26	1,737
28	(N30-N39) 비뇨계통의 기타 질환	10.42	2.48	1,551
29	(S00-S09) 머리의 손상	6.21	3.06	2,477
30	(C15-C26) 소화기관의 악성 신생물	6.64	2.98	6,020
31	(F00-F09) 증상성을 포함하는 기질성 정신장애	0.59	3.44	2,802
32	(L20-L30) 피부염 및 습진	14.70	3.13	1,842
33	(S90-S99) 발목 및 발의 손상	9.93	3.13	1,791
34	(E70-E90) 대사장애	2.70	2.07	1,180
35	(F30-F39) 기분[정동] 장애	0.71	3.50	1,314
36	(S80-S89) 무릎 및 아래다리의 손상	9.65	3.18	1,765
37	(M20-M25) 기타 관절장애	6.53	3.08	1,473
38	(K70-K77) 간의 질환	2.80	3.06	1,977
39	(M05-M14) 염증성 다발관절병증	12.98	4.00	2,581
40	(F40-F48) 신경증성, 스트레스-연관 및 신체형 장애	2.93	3.09	996
41	(C50-C59) 유방의 악성 신생물	2.66	2.13	6,901
42	(H30-H36) 맥락막 및 망막의 장애	0.47	2.02	1,995
43	(B15-B19) 바이러스간염	1.20	1.85	5,221
44	(L00-L08) 피부 및 피하조직의 감염	24.93	3.23	2,392
45	(S50-S59) 팔꿈치 및 아래팔의 손상	6.75	3.04	1,667
46	(R40-R46) 인지, 지각, 정서상태 및 행위에 관한 증상 및 징후	9.82	2.80	1,218
47	(E20-E35) 기타 내분비선의 장애	1.19	2.83	6,894
48	(L50-L54) 두드러기 및 홍반	49.25	2.98	949
49	(S30-S39) 복부, 아래등, 요추 및 골반의 손상	20.11	3.45	1,802
50	(B00-B09) 피부 및 점막병변이 특징인 바이러스감염	12.58	3.39	3,569

Note : Diagnosis classification is based on the Korean Standard Classification of Diseases

제 V-3-3 표
Table V-3-3

다발성 질병별 약제평가
Drug Assessment Indicators of

순 위 Rank	질 병 분 류 기 호 KCD-6	1/4 분기 quarter		
		주사제 처방률 Injection Prescription rate	처방건당 약품목수 Number of drugs per prescription	투약일당 약품비 Drug cost per administration day
1	(J20-J22) 기타 급성 하기도감염	15.13	4.89	1,714
2	(J00-J06) 급성 상기도감염	19.93	4.44	1,665
3	(M50-M54) 기타 등병증	19.36	3.50	1,581
4	(M70-M79) 기타 연조직 장애	19.14	3.44	1,473
5	(Z30-Z39) 생식과 관련된 상황에서 보건서비스와 접하고 있는 사람	1.87	1.77	2,103
6	(M15-M19) 관절증	18.02	3.26	1,884
7	(J30-J39) 상기도의 기타 질환	15.12	4.41	1,650
8	(K20-K31) 식도, 위 및 십이지장의 질환	18.34	3.33	1,651
9	(M45-M49) 척추병증	24.20	3.70	2,087
10	(J09-J18) 인플루엔자 및 폐렴	31.00	5.21	3,301
11	(I10-I15) 고혈압질환	4.91	3.03	1,268
12	(J40-J47) 만성 하기도질환	45.19	5.14	2,270
13	(S60-S69) 손목 및 손의 손상	23.20	3.37	2,341
14	(N80-N98) 여성생식관의 비염증성 장애	6.85	1.77	895
15	(K55-K63) 장의 기타 질환	23.28	3.08	1,207
16	(A00-A09) 장 감염 질환	39.14	3.62	1,739
17	(E10-E14) 당뇨병	5.63	4.16	2,039
18	(M20-M25) 기타 관절장애	10.16	3.26	1,456
19	(S90-S99) 발목 및 발의 손상	14.54	3.22	1,450
20	(N70-N77) 여성 골반내 기관의 염증성 질환	13.81	2.65	1,164
21	(S80-S89) 무릎 및 아래다리의 손상	12.64	3.31	1,565
22	(H65-H75) 중이 및 유도의 질환	3.41	4.83	1,867
23	(S30-S39) 복부, 아래등, 요추 및 골반의 손상	26.34	3.51	1,700
24	(M65-M68) 윤활막 및 힘줄 장애	18.12	3.33	1,367
25	(S40-S49) 어깨 및 위팔의 손상	12.08	3.45	1,440
26	(M05-M14) 염증성 다발관절병증	29.48	3.61	1,722
27	(E70-E90) 대사장애	7.16	2.40	1,096
28	(D10-D36) 양성 신생물	15.42	2.87	1,860
29	(S50-S59) 팔꿈치 및 아래팔의 손상	12.02	3.27	1,492
30	(N30-N39) 비뇨계통의 기타 질환	33.90	2.91	1,604
31	(E00-E07) 갑상선의 장애	1.98	1.96	288
32	(R50-R69) 전신 증상 및 징후	21.18	3.70	1,564
33	(N17-N19) 신부전	36.31	4.18	5,400
34	(R10-R19) 소화계통 및 복부를 침범한 증상 및 징후	24.63	3.03	1,362
35	(S00-S09) 머리의 손상	27.69	3.26	2,899
36	(S20-S29) 흉곽의 손상	35.65	3.49	1,687
37	(H30-H36) 맥락막 및 망막의 장애	1.20	2.00	2,428
38	(I60-I69) 뇌혈관질환	5.60	5.07	2,843
39	(L20-L30) 피부염 및 습진	18.12	2.83	2,027
40	(B35-B49) 진균증	8.38	2.64	2,310
41	(M80-M85) 골밀도 및 구조장애	36.60	1.97	1,799
42	(L00-L08) 피부 및 피하조직의 감염	39.77	3.45	2,384
43	(M40-M43) 변형성 등병증	14.68	3.50	1,673
44	(F30-F39) 기분[정동] 장애	1.09	3.41	1,073
45	(G40-G47) 우발적 및 발작적 장애	17.27	3.34	1,356
46	(G50-G59) 신경, 신경뿌리 및 신경총 장애	14.37	3.51	1,649
47	(Z80-Z99) 가족 및 개인 기왕력과 건강상태에 영향을 주는 특정 병태에 관련된 잠재적 건강위험을 가진 사람	4.64	2.36	3,156
48	(T20-T25) 부위가 명시된 외부 신체 표면의 화상 및 부식	17.79	3.12	2,443
49	(H00-H06) 눈꺼풀, 눈물기관 및 안와의 장애	2.74	2.41	5,650
50	(F00-F09) 증상성을 포함하는 기질성 정신장애	2.40	3.46	2,466

주 : 상병분류는 한국표준질병·사인분류(통계청 고시)의 중분류에 의함

항목별 지표(병원)

Frequently Occurring Diseases(Hospital)

(단위 : %, 품목, 원)

Unit : %, Item, KRW

순 위 Rank	질 병 분 류 기 호 KCD-6	2/4 분기 quarter		
		주사제 처방률 Injection Prescription rate	처방건당 약품목수 Number of drugs per prescription	투약일당 약품비 Drug cost per administration day
1	(J20-J22) 기타 급성 하기도감염	10.95	4.94	1,676
2	(J00-J06) 급성 상기도감염	15.85	4.44	1,637
3	(M50-M54) 기타 등병증	19.70	3.49	1,587
4	(M70-M79) 기타 연조직 장애	18.53	3.41	1,484
5	(M15-M19) 관절증	18.87	3.24	1,956
6	(Z30-Z39) 생식과 관련된 상황에서 보건서비스와 접하고 있는 사람	1.82	1.66	2,452
7	(J30-J39) 상기도의 기타 질환	11.71	4.40	1,624
8	(M45-M49) 척추병증	25.28	3.69	2,097
9	(I10-I15) 고혈압질환	4.29	2.97	1,276
10	(K20-K31) 식도, 위 및 십이지장의 질환	18.90	3.34	1,638
11	(S60-S69) 손목 및 손의 손상	23.10	3.32	2,321
12	(N80-N98) 여성생식관의 비염증성 장애	7.11	1.77	904
13	(K55-K63) 장의 기타 질환	22.81	3.07	1,193
14	(J40-J47) 만성 하기도질환	39.13	5.19	2,308
15	(S90-S99) 발목 및 발의 손상	14.53	3.18	1,440
16	(M20-M25) 기타 관절장애	10.04	3.24	1,471
17	(E10-E14) 당뇨병	5.05	4.11	2,039
18	(S80-S89) 무릎 및 아래다리의 손상	13.44	3.30	1,593
19	(A00-A09) 장 감염 질환	39.98	3.68	1,781
20	(H65-H75) 중이 및 유도의 질환	3.40	4.91	1,821
21	(N70-N77) 여성 골반내 기관의 염증성 질환	14.97	2.69	1,154
22	(J09-J18) 인플루엔자 및 폐렴	21.60	5.59	2,661
23	(M65-M68) 윤활막 및 힘줄 장애	18.01	3.32	1,359
24	(S30-S39) 복부, 아래등, 요추 및 골반의 손상	26.86	3.50	1,711
25	(M05-M14) 염증성 다발관절병증	30.70	3.61	1,773
26	(S40-S49) 어깨 및 위팔의 손상	11.86	3.43	1,438
27	(S50-S59) 팔꿈치 및 아래팔의 손상	11.72	3.23	1,556
28	(E70-E90) 대사장애	6.44	2.38	1,102
29	(D10-D36) 양성 신생물	16.08	2.89	1,805
30	(N30-N39) 비뇨계통의 기타 질환	34.65	2.90	1,600
31	(E00-E07) 갑상선의 장애	2.01	1.94	291
32	(N17-N19) 신부전	33.03	4.14	5,598
33	(L20-L30) 피부염 및 습진	21.11	2.87	1,908
34	(S00-S09) 머리의 손상	26.67	3.21	2,941
35	(R50-R69) 전신 증상 및 징후	21.38	3.61	1,369
36	(S20-S29) 흉곽의 손상	35.16	3.46	1,660
37	(R10-R19) 소화계통 및 복부를 침범한 증상 및 징후	24.93	3.01	1,398
38	(L00-L08) 피부 및 피하조직의 감염	41.10	3.45	2,371
39	(M80-M85) 골밀도 및 구조장애	37.25	1.99	2,072
40	(I60-I69) 뇌혈관질환	5.73	5.05	2,824
41	(H30-H36) 맥락막 및 망막의 장애	1.24	2.01	2,476
42	(M40-M43) 변형성 등병증	15.89	3.48	1,700
43	(B35-B49) 진균증	9.50	2.68	2,305
44	(F30-F39) 기분[정동] 장애	1.07	3.41	1,039
45	(F00-F09) 증상성을 포함하는 기질성 정신장애	2.42	3.66	2,601
46	(G40-G47) 우발적 및 발작적 장애	17.63	3.28	1,312
47	(T20-T25) 부위가 명시된 외부 신체 표면의 화상 및 부식	17.87	3.11	2,397
48	(G50-G59) 신경, 신경뿌리 및 신경총 장애	14.36	3.51	1,655
49	(Z80-Z99) 가족 및 개인 기왕력과 건강상태에 영향을 주는 특정 병태에 관련된 잠재적 건강위험을 가진 사람	4.60	2.38	3,256
50	(L50-L54) 두드러기 및 홍반	52.90	2.95	962

Note : Diagnosis classification is based on the Korean Standard Classification of Diseases

제 V-3-3 표

Table V-3-3

다발성 질병별 약제평가

Drug Assessment Indicators of

순 위 Rank	질 병 분 류 기 호 KCD-6	3/4 분 기 quarter		
		주사제 처방률 Injection Prescription rate	처방건당 약품목수 Number of drugs per prescription	투약일당 약품비 Drug cost per administration day
1	(M50-M54) 기타 등병증	18.73	3.51	1,600
2	(J20-J22) 기타 급성 하기도감염	10.01	4.81	1,639
3	(M70-M79) 기타 연조직 장애	17.71	3.43	1,488
4	(J00-J06) 급성 상기도감염	14.77	4.28	1,603
5	(M15-M19) 관절증	18.00	3.26	1,916
6	(Z30-Z39) 생식과 관련된 상황에서 보건서비스와 접하고 있는 사람	2.02	1.58	2,154
7	(M45-M49) 척추병증	24.63	3.70	2,112
8	(S60-S69) 손목 및 손의 손상	23.15	3.35	2,365
9	(I10-I15) 고혈압질환	3.81	2.87	1,270
10	(K20-K31) 식도, 위 및 십이지장의 질환	19.45	3.27	1,637
11	(S90-S99) 발목 및 발의 손상	15.36	3.23	1,551
12	(J30-J39) 상기도의 기타 질환	11.43	4.29	1,615
13	(N80-N98) 여성생식관의 비염증성 장애	6.98	1.75	951
14	(M20-M25) 기타 관절장애	9.70	3.25	1,474
15	(A00-A09) 장 감염 질환	35.86	3.54	1,723
16	(K55-K63) 장의 기타 질환	23.30	3.06	1,198
17	(S80-S89) 무릎 및 아래다리의 손상	14.66	3.33	1,676
18	(E10-E14) 당뇨병	4.66	4.06	2,052
19	(N70-N77) 여성 골반내 기관의 염증성 질환	15.15	2.70	1,192
20	(M65-M68) 윤활막 및 힘줄 장애	17.18	3.34	1,381
21	(J40-J47) 만성 하기도질환	35.93	5.08	2,385
22	(S30-S39) 복부, 아래등, 요추 및 골반의 손상	26.53	3.52	1,712
23	(B00-B09) 피부 및 점막병변이 특징인 바이러스감염	13.04	3.65	2,700
24	(H65-H75) 중이 및 유도의 질환	3.86	4.73	1,828
25	(M05-M14) 염증성 다발관절병증	30.23	3.60	1,693
26	(S50-S59) 팔꿈치 및 아래팔의 손상	14.01	3.26	1,709
27	(S40-S49) 어깨 및 위팔의 손상	11.50	3.45	1,471
28	(E70-E90) 대사장애	7.24	2.34	1,120
29	(N30-N39) 비뇨계통의 기타 질환	34.50	2.92	1,640
30	(D10-D36) 양성 신생물	15.42	2.85	1,757
31	(L20-L30) 피부염 및 습진	22.69	2.90	1,863
32	(L00-L08) 피부 및 피하조직의 감염	37.71	3.44	2,364
33	(E00-E07) 갑상선의 장애	1.78	1.88	287
34	(R50-R69) 전신 증상 및 징후	22.03	3.36	1,361
35	(N17-N19) 신부전	30.36	4.05	5,668
36	(J09-J18) 인플루엔자 및 폐렴	19.20	5.54	2,531
37	(B35-B49) 진균증	8.90	2.66	2,420
38	(S00-S09) 머리의 손상	26.17	3.19	2,908
39	(R10-R19) 소화계통 및 복부를 침범한 증상 및 징후	24.49	2.96	1,423
40	(H30-H36) 맥락막 및 망막의 장애	1.18	2.02	2,515
41	(S20-S29) 흉곽의 손상	35.21	3.47	1,658
42	(M80-M85) 골밀도 및 구조장애	38.16	1.95	1,813
43	(L50-L54) 두드러기 및 홍반	49.48	2.89	977
44	(M40-M43) 변형성 등병증	15.10	3.49	1,690
45	(I60-I69) 뇌혈관질환	5.61	5.01	2,816
46	(T20-T25) 부위가 명시된 외부 신체 표면의 화상 및 부식	17.84	3.16	2,507
47	(F30-F39) 기분[정동] 장애	1.07	3.39	1,047
48	(F00-F09) 증상성을 포함하는 기질성 정신장애	2.41	3.71	2,639
49	(G40-G47) 우발적 및 발작적 장애	18.38	3.32	1,315
50	(G50-G59) 신경, 신경뿌리 및 신경총 장애	14.28	3.50	1,651

주 : 상병분류는 한국표준질병·사인분류(통계청 고시)의 중분류에 의함

항목별 지표(병원) <계속>

Frequently Occurring Diseases(Hospital) <Cont'd>

(단위 : %, 품목, 원)

Unit : %, Item, KRW

순 위 Rank	질 병 분 류 기 호 KCD-6	4/4 분기 quarter		
		주사제 처방률 Injection Prescription rate	처방건당 약품목수 Number of drugs per prescription	투약일당 약품비 Drug cost per administration day
1	(J20-J22) 기타 급성 하기도감염	9.19	4.91	1,690
2	(M50-M54) 기타 등병증	18.78	3.52	1,598
3	(J00-J06) 급성 상기도감염	14.74	4.45	1,658
4	(M70-M79) 기타 연조직 장애	17.48	3.44	1,483
5	(M15-M19) 관절증	16.87	3.26	1,889
6	(Z30-Z39) 생식과 관련된 상황에서 보건서비스와 접하고 있는 사람	2.17	1.65	2,571
7	(J30-J39) 상기도의 기타 질환	10.59	4.30	1,579
8	(M45-M49) 척추병증	23.44	3.70	2,095
9	(S60-S69) 손목 및 손의 손상	23.39	3.35	2,367
10	(K20-K31) 식도, 위 및 십이지장의 질환	17.85	3.28	1,650
11	(I10-I15) 고혈압질환	4.01	2.94	1,279
12	(N80-N98) 여성생식관의 비염증성 장애	6.85	1.77	859
13	(S90-S99) 발목 및 발의 손상	14.47	3.22	1,498
14	(M20-M25) 기타 관절장애	9.50	3.26	1,470
15	(K55-K63) 장의 기타 질환	22.64	3.08	1,203
16	(E10-E14) 당뇨병	4.59	4.10	2,059
17	(A00-A09) 장 감염 질환	34.84	3.66	1,746
18	(S80-S89) 무릎 및 아래다리의 손상	14.31	3.34	1,638
19	(J40-J47) 만성 하기도질환	34.97	5.17	2,310
20	(N70-N77) 여성 골반내 기관의 염증성 질환	14.72	2.72	1,179
21	(M65-M68) 윤활막 및 힘줄 장애	17.13	3.35	1,368
22	(H65-H75) 중이 및 유도의 질환	3.80	4.89	1,950
23	(S30-S39) 복부, 아래등, 요추 및 골반의 손상	26.64	3.52	1,703
24	(M05-M14) 염증성 다발관절병증	28.75	3.60	1,693
25	(J09-J18) 인플루엔자 및 폐렴	18.28	5.73	2,587
26	(S40-S49) 어깨 및 위팔의 손상	11.67	3.44	1,457
27	(S50-S59) 팔꿈치 및 아래팔의 손상	13.30	3.25	1,614
28	(E70-E90) 대사장애	6.78	2.39	1,126
29	(N30-N39) 비뇨계통의 기타 질환	34.93	2.93	1,594
30	(D10-D36) 양성 신생물	15.33	2.87	1,767
31	(E00-E07) 갑상선의 장애	1.93	1.92	301
32	(L00-L08) 피부 및 피하조직의 감염	38.72	3.47	2,375
33	(N17-N19) 신부전	27.74	3.91	5,563
34	(H30-H36) 맥락막 및 망막의 장애	1.35	2.03	2,657
35	(L20-L30) 피부염 및 습진	22.59	2.91	1,853
36	(B35-B49) 진균증	8.58	2.68	2,286
37	(S20-S29) 흉곽의 손상	34.95	3.48	1,648
38	(B00-B09) 피부 및 점막병변이 특징인 바이러스감염	18.06	3.66	3,624
39	(S00-S09) 머리의 손상	26.05	3.21	2,890
40	(R10-R19) 소화계통 및 복부를 침범한 증상 및 징후	22.55	3.01	1,404
41	(R50-R69) 전신 증상 및 징후	21.85	3.52	1,386
42	(M80-M85) 골밀도 및 구조장애	38.59	1.95	1,797
43	(I60-I69) 뇌혈관질환	5.37	5.08	2,862
44	(M40-M43) 변형성 등병증	15.69	3.50	1,705
45	(F30-F39) 기분[정동] 장애	1.01	3.37	1,059
46	(F00-F09) 증상성을 포함하는 기질성 정신장애	2.35	3.75	2,667
47	(G40-G47) 우발적 및 발작적 장애	17.83	3.33	1,307
48	(L50-L54) 두드러기 및 홍반	52.06	2.95	958
49	(T20-T25) 부위가 명시된 외부 신체 표면의 화상 및 부식	17.28	3.16	2,400
50	(H00-H06) 눈꺼풀, 눈물기관 및 안와의 장애	2.94	2.46	5,917

Note : Diagnosis classification is based on the Korean Standard Classification of Diseases

제V-3-4표
Table V-3-4

다발생 질병별 약제평가 항목별 지표(치과병원)
Drug Assessment Indicators of Frequently Occurring Diseases(Dental hospital)

(단위 : %, 품목, 원)
Unit : %, Item, KRW

질 병 분 류 기 호 KCD-6	분 기 Quarter	주사제 처방률 Injection Prescription rate	처방건당 약품목수 Number of drugs per prescription	투약일당 약품비 Drug cost per administration day
(K00-K14) 구강, 침샘 및 턱의 질환	1/4 분기 quarter	1.13	2.76	1,254
(K00-K14) 구강, 침샘 및 턱의 질환	2/4 분기 quarter	1.06	2.73	1,275
(K00-K14) 구강, 침샘 및 턱의 질환	3/4 분기 quarter	1.16	2.69	1,273
(K00-K14) 구강, 침샘 및 턱의 질환	4/4 분기 quarter	1.18	2.73	1,274

주 : 상병분류는 한국표준질병·사인분류(통계청 고시)의 중분류에 의한
Note : Diagnosis classification is based on the Korean Standard Classification of Diseases

제V-3-5표
Table V-3-5

다발생 질병별 약제평가 항목별 지표(치과의원)
Drug Assessment Indicators of Frequently Occurring Diseases(Dental clinic)

(단위 : %, 품목, 원)
Unit : %, Item, KRW

질 병 분 류 기 호 KCD-6	분 기 Quarter	주사제 처방률 Injection Prescription rate	처방건당 약품목수 Number of drugs per prescription	투약일당 약품비 Drug cost per administration day
(K00-K14) 구강, 침샘 및 턱의 질환	1/4 분기 quarter	0.07	2.84	1,204
(K00-K14) 구강, 침샘 및 턱의 질환	2/4 분기 quarter	0.07	2.83	1,208
(K00-K14) 구강, 침샘 및 턱의 질환	3/4 분기 quarter	0.07	2.85	1,222
(K00-K14) 구강, 침샘 및 턱의 질환	4/4 분기 quarter	0.07	2.86	1,235

주 : 상병분류는 한국표준질병·사인분류(통계청 고시)의 중분류에 의한
Note : Diagnosis classification is based on the Korean Standard Classification of Diseases

제V-4표 의원 표시과목별 다발생 질병별 약제평가 항목별 지표
Table V-4 Drug Assessment Indicators of Frequently Occurring Diseases by Department in Clinics

(단위 : %, 품목, 원)
Unit : %, Item, KRW

표시과목 Department	질병분류기호 KCD-6	1/4 분기 quarter		
		주사제 처방률 Injection Prescription rate	처방건당 약품목수 Number of drugs per prescription	투약일당 약품비 Drug cost per administration day
일반의 General practitioners	(J20-J22) 기타 급성 하기도감염	38.94	5.07	1,972
	(J00-J06) 급성 상기도감염	37.87	4.69	1,613
	(M50-M54) 기타 등병증	26.18	3.95	1,308
	(I10-I15) 고혈압질환	9.78	3.19	1,107
	(M70-M79) 기타 연조직 장애	38.62	4.13	1,394
	(J30-J39) 상기도의 기타 질환	36.48	4.59	1,504
	(L20-L30) 피부염 및 습진	37.12	3.35	1,340
	(M15-M19) 관절증	29.07	3.68	1,440
	(K20-K31) 식도, 위 및 십이지장의 질환	26.09	3.81	1,366
내과 Internal medicine	(M45-M49) 척추병증	25.46	4.00	1,458
	(I10-I15) 고혈압질환	6.17	3.24	1,186
	(J20-J22) 기타 급성 하기도감염	38.52	5.03	1,952
	(K20-K31) 식도, 위 및 십이지장의 질환	17.05	3.85	1,560
	(J00-J06) 급성 상기도감염	35.38	4.58	1,518
	(E10-E14) 당뇨병	5.87	4.33	1,916
	(J40-J47) 만성 하기도질환	42.02	5.23	2,137
	(J30-J39) 상기도의 기타 질환	35.21	4.58	1,525
	(E70-E90) 대사장애	5.94	2.42	904
신경과 Neurology	(K55-K63) 장의 기타 질환	26.12	3.47	1,285
	(J09-J18) 인플루엔자 및 폐렴	42.41	5.20	3,778
	(G40-G47) 우발적 및 발작적 장애	4.79	3.32	1,229
	(M50-M54) 기타 등병증	13.11	3.55	1,145
	(I10-I15) 고혈압질환	3.75	3.25	1,185
	(H80-H83) 내이의 질환	7.79	3.18	706
	(I60-I69) 뇌혈관질환	3.38	4.61	2,380
	(G50-G59) 신경, 신경뿌리 및 신경총 장애	5.88	3.27	1,157
	(M70-M79) 기타 연조직 장애	15.58	3.36	1,122
정신건강의학과 Psychiatry	(G20-G26) 추체외로 및 운동 장애	2.06	3.52	1,764
	(F00-F09) 증상성을 포함하는 기질성 정신장애	2.03	3.15	2,150
	(M15-M19) 관절증	13.43	3.17	1,104
	(F30-F39) 기분[정동] 장애	0.52	3.32	773
	(F40-F48) 신경증성, 스트레스-연관 및 신체형 장애	0.56	3.03	600
	(F50-F59) 생리적 장애 및 신체적 요인들과 수반된 행동증후군	0.25	2.90	420
	(F20-F29) 정신분열병, 분열형 및 망상성 장애	0.34	3.66	1,304
	(F90-F98) 소아기 및 청소년기에 주로 발병하는 행동 및 정서장애	0.01	1.93	1,694
	(F00-F09) 증상성을 포함하는 기질성 정신장애	0.32	2.49	1,397
외과 General surgery	(G40-G47) 우발적 및 발작적 장애	0.51	2.74	1,088
	(F80-F89) 정신발달장애	0.01	2.45	1,485
	(F10-F19) 정신활성 물질의 사용에 의한 정신 및 행동장애	0.72	3.81	1,199
	(Z70-Z76) 기타 상황에서 보건서비스와 접하고 있는 사람	0.09	2.58	818
	(K55-K63) 장의 기타 질환	23.52	3.46	1,262
	(M50-M54) 기타 등병증	31.82	3.93	1,285
	(I10-I15) 고혈압질환	11.16	3.16	1,084
	(J00-J06) 급성 상기도감염	54.72	4.71	1,489
	(J20-J22) 기타 급성 하기도감염	56.51	5.16	1,942
	(M70-M79) 기타 연조직 장애	43.17	4.09	1,355
	(M15-M19) 관절증	31.40	3.60	1,400
	(M45-M49) 척추병증	32.57	4.02	1,471
	(K20-K31) 식도, 위 및 십이지장의 질환	31.28	3.72	1,403
	(J40-J47) 만성 하기도질환	63.35	5.09	1,803

주 : 상병분류는 한국표준질병·사인분류(통계청 고시)의 중분류에 의함

Note : Diagnosis classification is based on the Korean Standard Classification of Diseases

제 V-4표

Table V-4

의원 표시과목별 다발생

Drug Assessment Indicators of Frequently

표시과목 Department	질병분류기호 KCD-6	1/4 분기 quarter		
		주사제 처방률 Injection Prescription rate	처방건당 약품목수 Number of drugs per prescription	투약일당 약품비 Drug cost per administration day
정형외과 Orthopedic surgery	(M50-M54) 기타 등병증	22.82	3.54	1,260
	(M70-M79) 기타 연조직 장애	24.38	3.35	1,203
	(M15-M19) 관절증	23.04	3.17	1,521
	(M45-M49) 척추병증	26.85	3.63	1,464
	(S60-S69) 손목 및 손의 손상	21.44	3.15	1,315
	(S90-S99) 발목 및 발의 손상	15.53	3.03	1,078
	(S30-S39) 복부, 아래등, 요추 및 골반의 손상	28.56	3.45	1,203
	(M65-M68) 윤활막 및 힘줄 장애	24.58	3.20	1,071
	(S80-S89) 무릎 및 아래다리의 손상	19.36	3.16	1,189
신경외과 Neurosurgery	(M20-M25) 기타 관절장애	15.38	3.23	1,147
	(M50-M54) 기타 등병증	21.57	3.67	1,328
	(M70-M79) 기타 연조직 장애	20.96	3.44	1,160
	(M45-M49) 척추병증	20.97	3.81	1,527
	(M15-M19) 관절증	20.71	3.39	1,622
	(S30-S39) 복부, 아래등, 요추 및 골반의 손상	26.58	3.62	1,272
	(M65-M68) 윤활막 및 힘줄 장애	23.95	3.24	1,108
	(I10-I15) 고혈압질환	9.85	2.97	1,016
	(S60-S69) 손목 및 손의 손상	22.52	3.19	1,342
흉부외과 Thoracic surgery	(S90-S99) 발목 및 발의 손상	16.58	3.08	1,079
	(G40-G47) 우발적 및 발작적 장애	21.18	3.47	1,124
	(J00-J06) 급성 상기도감염	39.71	4.50	1,656
	(J20-J22) 기타 급성 하기도감염	51.03	5.26	2,166
	(I10-I15) 고혈압질환	8.50	3.20	1,125
	(M50-M54) 기타 등병증	34.04	4.02	1,398
	(J40-J47) 만성 하기도질환	52.27	5.87	2,566
	(I80-I89) 달리 분류되지 않은 정맥, 림프관 및 림프절의 질환	3.38	1.55	676
	(M15-M19) 관절증	38.58	3.86	1,538
마취통증의학과 Anesthesiology & Pain medicine	(M70-M79) 기타 연조직 장애	50.84	4.10	1,417
	(M45-M49) 척추병증	27.54	4.42	1,945
	(J30-J39) 상기도의 기타 질환	46.26	4.38	1,523
	(M50-M54) 기타 등병증	9.17	3.34	1,227
	(M70-M79) 기타 연조직 장애	9.92	3.12	1,093
	(M45-M49) 척추병증	9.27	3.29	1,322
	(M15-M19) 관절증	10.36	2.90	1,414
	(S30-S39) 복부, 아래등, 요추 및 골반의 손상	9.49	3.31	1,180
	(N70-N77) 여성 골반내 기관의 염증성 질환	20.44	2.93	1,302
산부인과 Obsterics & Gynecology	(N80-N98) 여성생식관의 비염증성 장애	7.33	1.86	478
	(Z30-Z39) 생식과 관련된 상황에서 보건서비스와 접하고 있는 사람	2.48	1.91	861
	(B35-B49) 진균증	15.86	3.01	1,830
	(N30-N39) 비뇨계통의 기타 질환	46.40	3.16	1,514
	(J20-J22) 기타 급성 하기도감염	4.16	4.76	1,574
소아청소년과 Pediatrics (Child and Adolescent Department)	(J00-J06) 급성 상기도감염	3.52	4.12	1,215
	(J30-J39) 상기도의 기타 질환	3.48	4.26	1,363
	(J09-J18) 인플루엔자 및 폐렴	7.41	4.89	2,887
	(H65-H75) 중이 및 유도의 질환	1.79	4.78	1,799
	(A00-A09) 장 감염 질환	5.87	3.57	1,087
	(J40-J47) 만성 하기도질환	7.01	5.07	1,705
	(L20-L30) 피부염 및 습진	5.86	2.59	1,320
	(K20-K31) 식도, 위 및 십이지장의 질환	9.84	3.69	1,210
	(I10-I15) 고혈압질환	5.04	2.68	901

주 : 상병분류는 한국표준질병·사인분류(통계청 고시)의 중분류에 의함

질병별 약제평가 항목별 지표<계속>

Occurring Diseases by Department in Clinics <Cont'd>

(단위 : %, 품목, 원)

Unit : %, Item, KRW

표시과목 Department	질병분류기호 KCD-6	1/4 분기 quarter		
		주사제 처방률 Injection Prescription rate	처방건당 약품목수 Number of drugs per prescription	투약일당 약품비 Drug cost per administration day
안과 Ophthalmology	(H00-H06) 눈꺼풀, 눈물기관 및 안와의 장애	4.81	2.85	2,592
	(H10-H13) 결막의 장애	3.45	2.51	2,997
	(H15-H22) 공막, 각막, 홍채 및 섬모체의 장애	4.69	2.52	2,705
	(H49-H52) 안근, 양안운동, 조절 및 굴절의 장애	0.53	1.87	2,464
	(H25-H28) 수정체의 장애	7.49	2.26	2,296
이비인후과 Otorhinolaryngology	(J00-J06) 급성 상기도감염	18.62	4.55	1,839
	(J30-J39) 상기도의 기타 질환	19.26	4.61	2,047
	(J20-J22) 기타 급성 하기도감염	19.66	4.98	2,300
	(H65-H75) 중이 및 유도의 질환	13.28	4.40	2,077
	(H60-H62) 외이의 질환	7.74	3.59	1,826
피부과 Dermatology	(L20-L30) 피부염 및 습진	24.72	3.37	1,478
	(B00-B09) 피부 및 점막병변이 특징인 바이러스감염	17.48	3.16	4,769
	(L80-L99) 피부 및 피하조직의 기타 장애	13.93	2.68	1,504
	(B35-B49) 진균증	5.67	2.53	2,830
	(L00-L08) 피부 및 피하조직의 감염	14.79	3.14	1,568
	(L50-L54) 두드러기 및 홍반	32.85	3.13	860
	(L60-L75) 피부부속물의 장애	32.67	2.71	1,145
	(L40-L45) 구진비늘장애	14.56	3.31	2,688
	(D10-D36) 양성 신생물	6.28	2.64	1,712
	(T20-T25) 부위가 명시된 외부 신체 표면의 화상 및 부식	9.18	2.78	1,572
비뇨의학과 Urological section	(N40-N51) 남성 생식기관의 질환	10.84	2.60	1,344
	(L20-L30) 피부염 및 습진	42.38	3.46	1,445
	(N30-N39) 비뇨계통의 기타 질환	33.67	2.95	1,549
	(B35-B49) 진균증	9.84	2.31	3,233
	(L00-L08) 피부 및 피하조직의 감염	31.64	3.31	1,730
영상의학과 Radiology	(I10-I15) 고혈압질환	6.31	3.09	1,098
	(M50-M54) 기타 등병증	13.41	4.07	1,555
	(K20-K31) 식도, 위 및 십이지장의 질환	15.13	3.42	1,663
	(J20-J22) 기타 급성 하기도감염	45.12	5.06	1,842
	(M45-M49) 척추병증	19.11	3.46	1,564
	(E10-E14) 당뇨병	5.86	3.67	1,602
	(J00-J06) 급성 상기도감염	34.18	4.81	1,597
	(J40-J47) 만성 하기도질환	38.13	5.12	1,840
	(E70-E90) 대사장애	3.56	1.95	834
	(D10-D36) 양성 신생물	4.61	2.69	1,323
재활의학과 Rehabilitation medicine	(M50-M54) 기타 등병증	10.71	3.45	1,212
	(M70-M79) 기타 연조직 장애	13.43	3.19	1,101
	(M15-M19) 관절증	14.31	3.10	1,456
	(M45-M49) 척추병증	10.65	3.45	1,324
	(M20-M25) 기타 관절장애	10.93	3.35	1,122
가정의학과 Family medicine	(J20-J22) 기타 급성 하기도감염	34.40	5.01	1,893
	(J00-J06) 급성 상기도감염	30.94	4.56	1,531
	(I10-I15) 고혈압질환	8.86	3.25	1,128
	(M50-M54) 기타 등병증	28.84	4.05	1,344
	(J30-J39) 상기도의 기타 질환	30.13	4.41	1,370
	(K20-K31) 식도, 위 및 십이지장의 질환	21.73	3.74	1,356
	(E10-E14) 당뇨병	9.08	4.22	1,753
	(M70-M79) 기타 연조직 장애	43.04	4.24	1,438
	(J09-J18) 인플루엔자 및 폐렴	37.02	5.17	3,747
	(M15-M19) 관절증	28.93	3.80	1,397

Note : Diagnosis classification is based on the Korean Standard Classification of Diseases

제 V-4표

Table V-4

의원 표시과목별 다발생

Drug Assessment Indicators of Frequently

표시과목 Department	질병분류기호 KCD-6	2/4 분기 quarter		
		주사제 처방률 Injection Prescription rate	처방건당 약품목수 Number of drugs per prescription	투약일당 약품비 Drug cost per administration day
일반의 General practitioners	(M50-M54) 기타 등병증	26.97	3.81	1,288
	(J20-J22) 기타 급성 하기도감염	32.27	5.02	1,918
	(J00-J06) 급성 상기도감염	32.78	4.63	1,610
	(I10-I15) 고혈압질환	8.88	3.05	1,112
	(M70-M79) 기타 연조직 장애	34.55	3.92	1,330
	(L20-L30) 피부염 및 습진	39.88	3.39	1,326
	(M15-M19) 관절증	30.20	3.56	1,481
	(M45-M49) 척추병증	26.73	3.88	1,444
	(J30-J39) 상기도의 기타 질환	30.10	4.46	1,423
	(K20-K31) 식도, 위 및 십이지장의 질환	25.62	3.74	1,350
내과 Internal medicine	(I10-I15) 고혈압질환	4.88	3.09	1,186
	(K20-K31) 식도, 위 및 십이지장의 질환	16.48	3.79	1,545
	(J20-J22) 기타 급성 하기도감염	33.81	5.00	1,936
	(E10-E14) 당뇨병	4.76	4.22	1,927
	(J00-J06) 급성 상기도감염	31.36	4.54	1,533
	(E70-E90) 대사장애	4.88	2.29	906
	(J40-J47) 만성 하기도질환	37.88	5.17	2,141
	(J30-J39) 상기도의 기타 질환	30.87	4.43	1,444
	(K55-K63) 장의 기타 질환	24.79	3.41	1,266
	(A00-A09) 장 감염 질환	37.16	4.16	1,901
신경과 Neurology	(G40-G47) 우발적 및 발작적 장애	4.54	3.33	1,232
	(M50-M54) 기타 등병증	12.87	3.50	1,143
	(I10-I15) 고혈압질환	7.49	3.19	691
	(H80-H83) 내이의 질환	3.44	3.16	1,170
	(I60-I69) 뇌혈관질환	3.19	4.65	2,409
	(G50-G59) 신경, 신경뿌리 및 신경총 장애	5.90	3.27	1,173
	(M70-M79) 기타 연조직 장애	14.75	3.37	1,130
	(G20-G26) 추체외로 및 운동 장애	1.94	3.53	2,385
	(M15-M19) 관절증	2.10	3.49	1,765
	(F00-F09) 증상을 포함하는 기질성 정신장애	11.66	3.16	1,130
정신건강의학과 Psychiatry	(F30-F39) 기분[정동] 장애	0.49	3.32	754
	(F40-F48) 신경증성, 스트레스-연관 및 신체형 장애	0.53	3.02	589
	(F50-F59) 생리적 장애 및 신체적 요인들과 수반된 행동증후군	0.21	2.86	415
	(F20-F29) 정신분열병, 분열형 및 망상성 장애	0.35	3.68	1,259
	(F90-F98) 소아기 및 청소년기에 주로 발병하는 행동 및 정서장애	-	1.94	1,686
	(F00-F09) 증상을 포함하는 기질성 정신장애	0.31	2.67	1,474
	(G40-G47) 우발적 및 발작적 장애	0.56	2.75	979
	(F80-F89) 정신발달장애	0.01	2.44	1,477
	(F10-F19) 정신활성 물질의 사용에 의한 정신 및 행동장애	0.59	3.72	1,143
	(Z70-Z76) 기타 상황에서 보건서비스와 접하고 있는 사람	0.05	2.35	766
외과 General surgery	(K55-K63) 장의 기타 질환	22.86	3.41	1,249
	(M50-M54) 기타 등병증	32.74	3.81	1,260
	(I10-I15) 고혈압질환	10.04	3.04	1,088
	(M15-M19) 관절증	32.67	3.48	1,439
	(M70-M79) 기타 연조직 장애	37.53	3.77	1,256
	(J00-J06) 급성 상기도감염	51.61	4.65	1,498
	(M45-M49) 척추병증	34.04	3.91	1,467
	(J20-J22) 기타 급성 하기도감염	53.46	5.10	1,940
	(E10-E14) 당뇨병	10.08	3.91	1,638
	(K20-K31) 식도, 위 및 십이지장의 질환	30.96	3.65	1,366

주 : 상병분류는 한국표준질병·사인분류(통계청 고시)의 중분류에 의함

질병별 약제평가 항목별 지표<계속>

Occurring Diseases by Department in Clinics <Cont'd>

(단위 : %, 품목, 원)

Unit : %, Item, KRW

표시과목 Department	질병분류기호 KCD-6	2/4 분기 quarter		
		주사제 처방률 Injection Prescription rate	처방건당 약품목수 Number of drugs per prescription	투약일당 약품비 Drug cost per administration day
정형외과 Orthopedic surgery	(M50-M54) 기타 등병증	22.18	3.51	1,270
	(M70-M79) 기타 연조직 장애	22.86	3.31	1,197
	(M15-M19) 관절증	22.94	3.14	1,599
	(M45-M49) 척추병증	27.17	3.60	1,474
	(S90-S99) 발목 및 발의 손상	14.77	3.00	1,059
	(S60-S69) 손목 및 손의 손상	19.94	3.09	1,280
	(M65-M68) 윤활막 및 힘줄 장애	23.18	3.19	1,076
	(S30-S39) 복부, 아래등, 요추 및 골반의 손상	27.93	3.43	1,208
	(S80-S89) 무릎 및 아래다리의 손상	19.32	3.14	1,213
	(M20-M25) 기타 관절장애	15.09	3.20	1,154
신경외과 Neurosurgery	(M50-M54) 기타 등병증	22.03	3.67	1,340
	(M70-M79) 기타 연조직 장애	19.98	3.43	1,166
	(M45-M49) 척추병증	22.14	3.79	1,535
	(M15-M19) 관절증	21.17	3.31	1,678
	(S30-S39) 복부, 아래등, 요추 및 골반의 손상	26.85	3.62	1,275
	(M65-M68) 윤활막 및 힘줄 장애	23.04	3.23	1,115
	(S90-S99) 발목 및 발의 손상	16.00	3.07	1,096
	(S60-S69) 손목 및 손의 손상	21.49	3.14	1,297
	(I10-I15) 고혈압질환	8.88	2.87	1,016
	(M05-M14) 염증성 다발관절병증	28.77	3.26	1,031
흉부외과 Thoracic surgery	(I10-I15) 고혈압질환	7.38	3.11	1,148
	(J00-J06) 급성 상기도감염	37.35	4.41	1,661
	(M50-M54) 기타 등병증	35.27	3.86	1,310
	(I80-I89) 달리 분류되지 않은 정맥, 림프관 및 림프절의 질환	3.03	1.49	685
	(J20-J22) 기타 급성 하기도감염	44.46	5.19	2,134
	(J40-J47) 만성 하기도질환	42.54	5.84	2,731
	(M15-M19) 관절증	41.64	3.73	1,570
	(M45-M49) 척추병증	30.10	4.15	1,884
	(M70-M79) 기타 연조직 장애	47.30	3.77	1,233
	(E10-E14) 당뇨병	7.08	3.94	1,718
마취통증의학과 Anesthesiology & Pain medicine	(M50-M54) 기타 등병증	8.78	3.32	1,224
	(M70-M79) 기타 연조직 장애	9.30	3.10	1,100
	(M45-M49) 척추병증	9.24	3.27	1,328
	(M15-M19) 관절증	10.39	2.87	1,463
	(S30-S39) 복부, 아래등, 요추 및 골반의 손상	9.04	3.28	1,178
산부인과 Obstetrics & Gynecology	(N70-N77) 여성 골반내 기관의 염증성 질환	20.71	2.94	1,306
	(N80-N98) 여성생식관의 비염증성 장애	7.15	1.87	477
	(Z30-Z39) 생식과 관련된 상황에서 보건서비스와 접하고 있는 사람	2.54	1.84	924
	(B35-B49) 진균증	15.91	3.02	1,829
	(N30-N39) 비뇨계통의 기타 질환	45.64	3.16	1,514
	(J20-J22) 기타 급성 하기도감염	2.84	4.79	1,539
소아청소년과 Pediatrics (Child and Adolescent Department)	(J00-J06) 급성 상기도감염	2.67	4.11	1,191
	(J30-J39) 상기도의 기타 질환	2.55	4.27	1,346
	(H65-H75) 중이 및 유도의 질환	1.34	4.81	1,762
	(A00-A09) 장 감염 질환	5.50	3.59	1,115
	(J40-J47) 만성 하기도질환	5.39	5.13	1,714
	(J09-J18) 인플루엔자 및 폐렴	7.22	5.24	2,235
	(L20-L30) 피부염 및 습진	5.68	2.65	1,302
	(K20-K31) 식도, 위 및 십이지장의 질환	9.95	3.67	1,208
	(I10-I15) 고혈압질환	4.30	2.52	899
	(J20-J22) 기타 급성 하기도감염	2.84	4.79	1,539

Note : Diagnosis classification is based on the Korean Standard Classification of Diseases

제V-4표

Table V-4

의원 표시과목별 다발생

Drug Assessment Indicators of Frequently

표시과목 Department	질병분류기호 KCD-6	2/4 분기 quarter		
		주사제 처방률 Injection Prescription rate	처방건당 약품목수 Number of drugs per prescription	투약일당 약품비 Drug cost per administration day
안과 Ophthalmology	(H10-H13) 결막의 장애	3.05	2.54	3,080
	(H00-H06) 눈꺼풀, 눈물기관 및 안와의 장애	4.60	2.88	2,620
	(H15-H22) 공막, 각막, 홍채 및 섬모체의 장애	4.47	2.55	2,751
	(H49-H52) 안근, 양안운동, 조절 및 굴절의 장애	0.51	1.90	2,524
	(H25-H28) 수정체의 장애	7.11	2.26	2,297
이비인후과 Otorhinolaryngology	(J00-J06) 급성 상기도감염	16.24	4.51	1,816
	(J30-J39) 상기도의 기타 질환	17.01	4.57	1,994
	(J20-J22) 기타 급성 하기도감염	16.67	4.95	2,257
	(H65-H75) 중이 및 유도의 질환	11.80	4.35	2,035
	(H60-H62) 외이의 질환	7.37	3.50	1,807
피부과 Dermatology	(L20-L30) 피부염 및 습진	26.25	3.41	1,464
	(B35-B49) 진균증	5.93	2.60	2,826
	(B00-B09) 피부 및 점막병변이 특징인 바이러스감염	17.79	3.14	4,821
	(L80-L99) 피부 및 피하조직의 기타 장애	14.60	2.57	1,397
	(L00-L08) 피부 및 피하조직의 감염	15.09	3.18	1,594
	(L50-L54) 두드러기 및 홍반	34.34	3.17	867
	(L60-L75) 피부부속물의 장애	32.59	2.74	1,167
	(L40-L45) 구진비늘장애	15.22	3.32	2,667
	(D10-D36) 양성 신생물	6.72	2.68	1,680
비뇨의학과 Urological section	(T20-T25) 부위가 명시된 외부 신체 표면의 화상 및 부식	8.99	2.80	1,587
	(N40-N51) 남성 생식기관의 질환	11.20	2.62	1,348
	(L20-L30) 피부염 및 습진	45.68	3.52	1,441
	(N30-N39) 비뇨계통의 기타 질환	33.62	2.96	1,553
	(B35-B49) 진균증	11.14	2.39	3,174
영상의학과 Radiology	(L00-L08) 피부 및 피하조직의 감염	33.61	3.35	1,759
	(I10-I15) 고혈압질환	5.78	3.05	1,115
	(M50-M54) 기타 등병증	12.33	3.94	1,524
	(K20-K31) 식도, 위 및 십이지장의 질환	17.84	3.35	1,631
	(M45-M49) 척추병증	20.30	3.38	1,555
	(J20-J22) 기타 급성 하기도감염	41.86	4.92	1,796
	(E10-E14) 당뇨병	5.43	3.63	1,595
	(E70-E90) 대사장애	3.68	1.94	846
	(D10-D36) 양성 신생물	6.02	2.47	1,174
재활의학과 Rehabilitation medicine	(K55-K63) 장의 기타 질환	24.07	2.94	1,277
	(M15-M19) 관절증	20.11	3.29	1,578
	(M50-M54) 기타 등병증	10.78	3.40	1,221
	(M70-M79) 기타 연조직 장애	12.48	3.14	1,106
	(M15-M19) 관절증	14.43	3.04	1,511
가정의학과 Family medicine	(M45-M49) 척추병증	11.00	3.42	1,347
	(M20-M25) 기타 관절장애	11.08	3.22	1,109
	(J20-J22) 기타 급성 하기도감염	28.47	4.96	1,849
	(I10-I15) 고혈압질환	7.78	3.11	1,129
	(J00-J06) 급성 상기도감염	26.01	4.53	1,538
	(M50-M54) 기타 등병증	30.94	3.88	1,290
	(J30-J39) 상기도의 기타 질환	24.17	4.29	1,306
	(E10-E14) 당뇨병	8.27	4.09	1,769
	(K20-K31) 식도, 위 및 십이지장의 질환	20.95	3.68	1,319
	(M70-M79) 기타 연조직 장애	39.62	4.03	1,346
	(M15-M19) 관절증	30.70	3.68	1,406
	(L20-L30) 피부염 및 습진	40.65	3.23	1,168

주 : 상병분류는 한국표준질병·사인분류(통계청 고시)의 중분류에 의함

질병별 약제평가 항목별 지표<계속>

Occurring Diseases by Department in Clinics <Cont'd>

(단위 : %, 품목, 원)

Unit : %, Item, KRW

표시과목 Department	질병분류기호 KCD-6	3/4 분기 quarter		
		주사제 처방률 Injection Prescription rate	처방건당 약품목수 Number of drugs per prescription	투약일당 약품비 Drug cost per administration day
일반의 General practitioners	(M50-M54) 기타 등병증	26.20	3.74	1,284
	(I10-I15) 고혈압질환	7.87	2.93	1,112
	(J20-J22) 기타 급성 하기도감염	29.64	4.92	1,882
	(L20-L30) 피부염 및 습진	39.50	3.40	1,379
	(J00-J06) 급성 상기도감염	30.74	4.47	1,589
	(M70-M79) 기타 연조직 장애	31.65	3.76	1,300
	(M15-M19) 관절증	29.84	3.51	1,440
	(M45-M49) 척추병증	26.05	3.83	1,459
	(K20-K31) 식도, 위 및 십이지장의 질환	26.13	3.69	1,349
	(E10-E14) 당뇨병	8.70	3.90	1,705
내과 Internal medicine	(I10-I15) 고혈압질환	3.92	2.96	1,186
	(K20-K31) 식도, 위 및 십이지장의 질환	16.31	3.74	1,544
	(E10-E14) 당뇨병	3.98	4.14	1,937
	(J20-J22) 기타 급성 하기도감염	31.75	4.93	1,928
	(J00-J06) 급성 상기도감염	30.01	4.42	1,539
	(E70-E90) 대사장애	4.20	2.18	908
	(A00-A09) 장 감염 질환	35.62	4.14	1,942
	(K55-K63) 장의 기타 질환	24.28	3.39	1,261
	(J40-J47) 만성 하기도질환	33.93	5.05	2,103
	(N17-N19) 신부전	23.43	3.61	3,768
신경과 Neurology	(G40-G47) 우발적 및 발작적 장애	4.60	3.31	1,262
	(M50-M54) 기타 등병증	10.85	3.45	1,139
	(I10-I15) 고혈압질환	3.13	3.08	1,191
	(H80-H83) 내이의 질환	8.90	3.17	735
	(I60-I69) 뇌혈관질환	2.84	4.61	2,415
	(G50-G59) 신경, 신경뿌리 및 신경총 장애	5.03	3.26	1,194
	(M70-M79) 기타 연조직 장애	12.67	3.29	1,113
	(F00-F09) 증상성을 포함하는 기질성 정신장애	1.68	3.58	2,443
	(G20-G26) 추체외로 및 운동 장애	1.80	3.50	1,777
	(M45-M49) 척추병증	8.70	3.54	1,105
정신건강의학과 Psychiatry	(F30-F39) 기분[정동] 장애	0.55	3.29	769
	(F40-F48) 신경증성, 스트레스-연관 및 신체형 장애	0.61	3.01	599
	(F50-F59) 생리적 장애 및 신체적 요인들과 수반된 행동증후군	0.31	2.91	421
	(F20-F29) 정신분열병, 분열형 및 망상성 장애	0.38	3.66	1,270
	(F90-F98) 소아기 및 청소년기에 주로 발병하는 행동 및 정서장애	0.01	1.93	1,695
	(F00-F09) 증상성을 포함하는 기질성 정신장애	0.34	2.70	1,500
	(G40-G47) 우발적 및 발작적 장애	0.52	2.68	1,241
	(Z70-Z76) 기타 상황에서 보건서비스와 접하고 있는 사람	0.03	2.00	779
	(F80-F89) 정신발달장애	-	2.43	1,484
	(F10-F19) 정신활성 물질의 사용에 의한 정신 및 행동장애	0.67	3.75	1,139
외과 General surgery	(M50-M54) 기타 등병증	31.91	3.71	1,250
	(K55-K63) 장의 기타 질환	23.40	3.43	1,259
	(I10-I15) 고혈압질환	9.08	2.93	1,094
	(M15-M19) 관절증	32.32	3.44	1,404
	(M45-M49) 척추병증	34.14	3.88	1,485
	(M70-M79) 기타 연조직 장애	35.24	3.61	1,229
	(E10-E14) 당뇨병	9.04	3.86	1,654
	(L00-L08) 피부 및 피하조직의 감염	45.76	3.45	1,840
	(J00-J06) 급성 상기도감염	49.35	4.52	1,504
	(K20-K31) 식도, 위 및 십이지장의 질환	30.63	3.60	1,366

Note : Diagnosis classification is based on the Korean Standard Classification of Diseases

제 V-4표

Table V-4

의원 표시과목별 다발생

Drug Assessment Indicators of Frequently

표 시 과 목 Department	질 병 분 류 기 호 KCD-6	3/4 분기 quarter		
		주사제 처방률 Injection Prescription rate	처방건당 약품목수 Number of drugs per prescription	투약일당 약품비 Drug cost per administration day
정 형 외 과 Orthopedic surgery	(M50-M54) 기타 등병증	21.68	3.51	1,277
	(M70-M79) 기타 연조직 장애	22.15	3.32	1,196
	(M15-M19) 관절증	22.36	3.16	1,546
	(M45-M49) 척추병증	26.74	3.61	1,493
	(S90-S99) 발목 및 발의 손상	15.51	3.03	1,109
	(S60-S69) 손목 및 손의 손상	19.88	3.11	1,302
	(M65-M68) 윤활막 및 힘줄 장애	22.73	3.20	1,078
	(S30-S39) 복부, 아래등, 요추 및 골반의 손상	27.68	3.44	1,208
	(S80-S89) 무릎 및 아래다리의 손상	20.40	3.17	1,272
신 경 외 과 Neurosurgery	(M20-M25) 기타 관절장애	15.04	3.21	1,152
	(M50-M54) 기타 등병증	21.39	3.65	1,334
	(M45-M49) 척추병증	21.76	3.81	1,522
	(M70-M79) 기타 연조직 장애	19.54	3.43	1,163
	(M15-M19) 관절증	21.56	3.34	1,619
	(S30-S39) 복부, 아래등, 요추 및 골반의 손상	26.23	3.57	1,270
	(S90-S99) 발목 및 발의 손상	16.68	3.09	1,132
	(M65-M68) 윤활막 및 힘줄 장애	22.90	3.25	1,119
	(S60-S69) 손목 및 손의 손상	21.55	3.15	1,332
흉 부 외 과 Thoracic surgery	(I10-I15) 고혈압질환	7.98	2.80	1,023
	(M05-M14) 염증성 다발관절병증	27.88	3.30	1,023
	(I10-I15) 고혈압질환	6.29	3.00	1,151
	(I80-I89) 달리 분류되지 않은 정맥, 림프관 및 림프절의 질환	2.86	1.61	700
	(M50-M54) 기타 등병증	36.01	3.83	1,327
	(J00-J06) 급성 상기도감염	34.50	4.29	1,684
	(M15-M19) 관절증	39.91	3.67	1,525
	(M45-M49) 척추병증	33.39	4.21	1,956
	(J40-J47) 만성 하기도질환	40.79	5.79	2,676
마 취 통 증 의 학 과 Anesthesiology & Pain medicine	(J20-J22) 기타 급성 하기도감염	44.04	5.14	2,093
	(M70-M79) 기타 연조직 장애	44.36	3.55	1,160
	(E10-E14) 당뇨병	5.99	3.88	1,744
	(M50-M54) 기타 등병증	8.45	3.30	1,235
	(M70-M79) 기타 연조직 장애	8.46	3.07	1,108
	(M45-M49) 척추병증	8.89	3.28	1,345
	(M15-M19) 관절증	9.70	2.86	1,438
	(S30-S39) 복부, 아래등, 요추 및 골반의 손상	8.77	3.28	1,178
	(N70-N77) 여성 골반내 기관의 염증성 질환	20.14	2.95	1,326
산 부 인 과 Obsterics & Gynecology	(N80-N98) 여성생식관의 비염증성 장애	7.08	1.88	486
	(Z30-Z39) 생식과 관련된 상황에서 보건서비스와 접하고 있는 사람	2.73	1.70	940
	(B35-B49) 진균증	15.57	3.03	1,882
	(N30-N39) 비뇨계통의 기타 질환	46.34	3.20	1,557
	(J20-J22) 기타 급성 하기도감염	2.65	4.67	1,489
	(J00-J06) 급성 상기도감염	2.56	3.97	1,158
	(J30-J39) 상기도의 기타 질환	2.66	4.12	1,292
	(H65-H75) 중이 및 유도의 질환	1.62	4.66	1,755
	(A00-A09) 장 감염 질환	4.67	3.44	1,062
소 아 청 소 년 과 Pediatrics (Child and Adolescent Department)	(B00-B09) 피부 및 점막병변이 특징인 바이러스감염	2.13	3.46	1,522
	(L20-L30) 피부염 및 습진	4.95	2.56	1,317
	(J40-J47) 만성 하기도질환	5.45	5.02	1,664
	(L00-L08) 피부 및 피하조직의 감염	3.38	3.32	1,692
	(L50-L54) 두드러기 및 홍반	10.86	2.84	948

주 : 상병분류는 한국표준질병·사인분류(통계청 고시)의 중분류에 의함

질병별 약제평가 항목별 지표<계속>

Occurring Diseases by Department in Clinics <Cont'd>

(단위 : %, 품목, 원)

Unit : %, Item, KRW

표시과목 Department	질병분류기호 KCD-6	3/4 분기 quarter		
		주사제 처방률 Injection Prescription rate	처방건당 약품목수 Number of drugs per prescription	투약일당 약품비 Drug cost per administration day
안과 Ophthalmology	(H10-H13) 결막의 장애	2.74	2.55	3,116
	(H00-H06) 눈꺼풀, 눈물기관 및 안와의 장애	4.67	2.97	2,626
	(H15-H22) 공막, 각막, 홍채 및 섬모체의 장애	4.35	2.60	2,753
	(H49-H52) 안근, 양안운동, 조절 및 굴절의 장애	0.46	1.92	2,521
	(H25-H28) 수정체의 장애	5.19	2.18	2,238
이비인후과 Otorhinolaryngology	(J00-J06) 급성 상기도감염	15.61	4.38	1,775
	(J30-J39) 상기도의 기타 질환	16.43	4.47	1,952
	(J20-J22) 기타 급성 하기도감염	15.83	4.87	2,231
	(H60-H62) 외이의 질환	6.44	3.37	1,860
	(H65-H75) 중이 및 유도의 질환	11.69	4.16	2,015
피부과 Dermatology	(L20-L30) 피부염 및 습진	25.95	3.44	1,520
	(B35-B49) 진균증	6.38	2.69	2,784
	(B00-B09) 피부 및 점막병변이 특징인 바이러스감염	16.82	3.15	4,835
	(L00-L08) 피부 및 피하조직의 감염	14.18	3.19	1,622
	(L80-L99) 피부 및 피하조직의 기타 장애	13.49	2.42	1,384
	(L50-L54) 두드러기 및 홍반	33.57	3.20	902
	(L60-L75) 피부부속물의 장애	31.58	2.76	1,200
	(L40-L45) 구진비늘장애	15.13	3.32	2,667
	(T20-T25) 부위가 명시된 외부 신체 표면의 화상 및 부식	9.53	2.83	1,625
비뇨의학과 Urological section	(D10-D36) 양성 신생물	6.09	2.62	1,693
	(N40-N51) 남성 생식기관의 질환	11.24	2.61	1,347
	(L20-L30) 피부염 및 습진	45.53	3.56	1,486
	(N30-N39) 비뇨계통의 기타 질환	34.38	2.99	1,554
	(B35-B49) 진균증	12.10	2.50	3,144
영상의학과 Radiology	(L00-L08) 피부 및 피하조직의 감염	33.20	3.40	1,796
	(I10-I15) 고혈압질환	5.14	2.91	1,118
	(M50-M54) 기타 등병증	11.79	3.71	1,539
	(K20-K31) 식도, 위 및 십이지장의 질환	17.51	3.23	1,563
	(M45-M49) 척추병증	20.17	3.41	1,627
	(E10-E14) 당뇨병	4.45	3.51	1,606
	(E70-E90) 대사장애	3.27	1.87	853
	(D10-D36) 양성 신생물	8.10	2.66	1,176
	(M70-M79) 기타 연조직 장애	20.31	3.57	1,244
재활의학과 Rehabilitation medicine	(K55-K63) 장의 기타 질환	21.70	2.92	1,188
	(J20-J22) 기타 급성 하기도감염	33.97	4.87	1,810
	(M50-M54) 기타 등병증	10.55	3.40	1,223
	(M70-M79) 기타 연조직 장애	12.06	3.14	1,107
	(M15-M19) 관절증	14.45	3.04	1,466
가정의학과 Family medicine	(M45-M49) 척추병증	11.43	3.43	1,338
	(S30-S39) 복부, 아래등, 요추 및 골반의 손상	8.22	3.29	1,208
	(I10-I15) 고혈압질환	6.50	2.99	1,135
	(J20-J22) 기타 급성 하기도감염	26.48	4.89	1,839
	(J00-J06) 급성 상기도감염	24.37	4.37	1,511
	(M50-M54) 기타 등병증	29.61	3.82	1,304
	(E10-E14) 당뇨병	7.16	4.02	1,784
	(K20-K31) 식도, 위 및 십이지장의 질환	20.00	3.60	1,315
	(L20-L30) 피부염 및 습진	38.99	3.20	1,199
	(M70-M79) 기타 연조직 장애	35.49	3.85	1,308
	(M15-M19) 관절증	30.31	3.63	1,384
	(J30-J39) 상기도의 기타 질환	21.65	4.12	1,245

Note : Diagnosis classification is based on the Korean Standard Classification of Diseases

제 V-4표

Table V-4

의원 표시과목별 다발생

Drug Assessment Indicators of Frequently

표시과목 Department	질병분류기호 KCD-6	4/4 분기 quarter		
		주사제 처방률 Injection Prescription rate	처방건당 약품목수 Number of drugs per prescription	투약일당 약품비 Drug cost per administration day
일반의 General practitioners	(M50-M54) 기타 등병증	26.35	3.82	1,309
	(J20-J22) 기타 급성 하기도감염	30.49	5.01	1,914
	(J00-J06) 급성 상기도감염	31.48	4.60	1,592
	(I10-I15) 고혈압질환	8.42	3.07	1,126
	(M70-M79) 기타 연조직 장애	34.49	3.94	1,345
	(L20-L30) 피부염 및 습진	38.77	3.38	1,333
	(M15-M19) 관절증	29.91	3.57	1,434
	(J30-J39) 상기도의 기타 질환	27.10	4.37	1,390
	(M45-M49) 척추병증	26.63	3.92	1,464
내과 Internal medicine	(K20-K31) 식도, 위 및 십이지장의 질환	24.51	3.74	1,365
	(I10-I15) 고혈압질환	4.61	3.09	1,196
	(K20-K31) 식도, 위 및 십이지장의 질환	15.30	3.76	1,548
	(J20-J22) 기타 급성 하기도감염	32.47	4.98	1,921
	(E10-E14) 당뇨병	4.51	4.24	1,950
	(J00-J06) 급성 상기도감염	30.08	4.51	1,516
	(E70-E90) 대사장애	4.51	2.29	913
	(J30-J39) 상기도의 기타 질환	27.59	4.32	1,373
	(K55-K63) 장의 기타 질환	23.21	3.39	1,267
신경과 Neurology	(J40-J47) 만성 하기도질환	35.15	5.14	2,117
	(A00-A09) 장 감염 질환	32.88	4.16	1,926
	(G40-G47) 우발적 및 발작적 장애	4.75	3.32	1,255
	(M50-M54) 기타 등병증	11.00	3.53	1,158
	(H80-H83) 내이의 질환	9.89	3.19	713
	(I10-I15) 고혈압질환	3.38	3.17	1,191
	(I60-I69) 뇌혈관질환	2.94	4.63	2,418
	(G50-G59) 신경, 신경뿌리 및 신경총 장애	5.45	3.29	1,186
	(F00-F09) 증상을 포함하는 기질성 정신장애	1.69	3.57	2,442
정신건강의학과 Psychiatry	(M70-M79) 기타 연조직 장애	13.74	3.31	1,091
	(G20-G26) 추체외로 및 운동 장애	2.02	3.53	1,758
	(M45-M49) 척추병증	9.10	3.56	1,166
	(F30-F39) 기분[정동] 장애	0.54	3.38	786
	(F40-F48) 신경증성, 스트레스-연관 및 신체형 장애	0.63	3.05	613
	(F50-F59) 생리적 장애 및 신체적 요인들과 수반된 행동증후군	0.31	2.95	427
	(F20-F29) 정신분열병, 분열형 및 망상성 장애	0.36	3.69	1,297
	(F90-F98) 소아기 및 청소년기에 주로 발병하는 행동 및 정서장애	0.01	1.95	1,715
	(F00-F09) 증상을 포함하는 기질성 정신장애	0.36	2.73	1,539
외과 General surgery	(G40-G47) 우발적 및 발작적 장애	0.44	2.64	1,109
	(Z70-Z76) 기타 상황에서 보건서비스와 접하고 있는 사람	0.03	2.58	826
	(F80-F89) 정신발달장애	-	2.43	1,510
	(F10-F19) 정신활성 물질의 사용에 의한 정신 및 행동장애	0.78	3.89	1,146
	(M50-M54) 기타 등병증	32.59	3.80	1,262
	(K55-K63) 장의 기타 질환	22.06	3.42	1,248
	(I10-I15) 고혈압질환	9.74	3.03	1,101
	(M15-M19) 관절증	32.47	3.48	1,376
	(J00-J06) 급성 상기도감염	49.90	4.62	1,477
	(M45-M49) 척추병증	33.77	3.94	1,493
	(M70-M79) 기타 연조직 장애	38.22	3.79	1,268
	(J20-J22) 기타 급성 하기도감염	49.78	5.08	1,928
	(E10-E14) 당뇨병	9.84	3.95	1,667
	(K20-K31) 식도, 위 및 십이지장의 질환	29.40	3.62	1,382

주 : 상병분류는 한국표준질병·사인분류(통계청 고시)의 중분류에 의한

질병별 약제평가 항목별 지표<계속>

Occurring Diseases by Department in Clinics <Cont'd>

(단위 : %, 품목, 원)

Unit : %, Item, KRW

표시과목 Department	질병분류기호 KCD-6	4/4 분기 quarter		
		주사제 처방률 Injection Prescription rate	처방건당 약품목수 Number of drugs per prescription	투약일당 약품비 Drug cost per administration day
정형외과 Orthopedic surgery	(M50-M54) 기타 등병증	21.65	3.52	1,280
	(M70-M79) 기타 연조직 장애	22.25	3.33	1,193
	(M15-M19) 관절증	22.45	3.18	1,515
	(M45-M49) 척추병증	26.70	3.63	1,496
	(S90-S99) 발목 및 발의 손상	14.35	3.01	1,069
	(S60-S69) 손목 및 손의 손상	19.68	3.10	1,297
	(S30-S39) 복부, 아래등, 요추 및 골반의 손상	27.34	3.45	1,213
	(M65-M68) 윤활막 및 힘줄 장애	22.70	3.20	1,078
	(S80-S89) 무릎 및 아래다리의 손상	19.58	3.16	1,227
신경외과 Neurosurgery	(M20-M25) 기타 관절장애	14.89	3.21	1,140
	(M50-M54) 기타 등병증	20.62	3.64	1,319
	(M45-M49) 척추병증	20.75	3.84	1,540
	(M70-M79) 기타 연조직 장애	18.85	3.42	1,161
	(M15-M19) 관절증	20.48	3.34	1,580
	(S30-S39) 복부, 아래등, 요추 및 골반의 손상	26.16	3.59	1,254
	(S90-S99) 발목 및 발의 손상	15.22	3.05	1,083
	(M65-M68) 윤활막 및 힘줄 장애	21.63	3.24	1,114
	(S60-S69) 손목 및 손의 손상	21.37	3.15	1,318
흉부외과 Thoracic surgery	(I10-I15) 고혈압질환	8.81	2.90	1,037
	(M05-M14) 염증성 다발관절병증	26.29	3.29	1,009
	(I10-I15) 고혈압질환	6.88	3.09	1,170
	(I80-I89) 달리 분류되지 않은 정맥, 림프관 및 림프절의 질환	2.80	1.54	713
	(J00-J06) 급성 상기도감염	35.21	4.32	1,542
	(M50-M54) 기타 등병증	34.90	3.88	1,336
	(J20-J22) 기타 급성 하기도감염	45.59	5.13	2,076
	(M15-M19) 관절증	39.06	3.70	1,481
	(J40-J47) 만성 하기도질환	53.21	5.80	2,591
마취통증의학과 Anesthesiology & Pain medicine	(M45-M49) 척추병증	33.70	4.19	1,934
	(M70-M79) 기타 연조직 장애	50.53	3.76	1,203
	(E10-E14) 당뇨병	6.94	3.95	1,746
	(M50-M54) 기타 등병증	8.72	3.32	1,238
	(M70-M79) 기타 연조직 장애	8.51	3.09	1,101
	(M45-M49) 척추병증	8.72	3.30	1,350
	(M15-M19) 관절증	10.10	2.88	1,424
	(S30-S39) 복부, 아래등, 요추 및 골반의 손상	8.47	3.31	1,185
	(N70-N77) 여성 골반내 기관의 염증성 질환	19.56	2.94	1,313
산부인과 Obstetrics & Gynecology	(N80-N98) 여성생식관의 비염증성 장애	7.13	1.90	472
	(Z30-Z39) 생식과 관련된 상황에서 보건서비스와 접하고 있는 사람	2.84	1.81	932
	(B35-B49) 진균증	15.35	3.01	1,839
	(N30-N39) 비뇨계통의 기타 질환	45.32	3.18	1,526
	(J20-J22) 기타 급성 하기도감염	2.64	4.79	1,571
	(J00-J06) 급성 상기도감염	2.61	4.13	1,223
	(J30-J39) 상기도의 기타 질환	2.40	4.20	1,349
	(H65-H75) 중이 및 유도의 질환	1.75	4.87	1,884
	(A00-A09) 장 감염 질환	4.36	3.57	1,100
소아청소년과 Pediatrics (Child and Adolescent Department)	(J40-J47) 만성 하기도질환	4.87	5.13	1,743
	(J09-J18) 인플루엔자 및 폐렴	6.50	5.16	2,334
	(L20-L30) 피부염 및 습진	5.14	2.68	1,273
	(B00-B09) 피부 및 점막병변이 특징인 바이러스감염	2.76	3.54	1,926
	(K20-K31) 식도, 위 및 십이지장의 질환	9.23	3.71	1,227

Note : Diagnosis classification is based on the Korean Standard Classification of Diseases

제V-4표

Table V-4

의원 표시과목별 다발생 질병별 약제평가 항목별 지표<계속>

Drug Assessment Indicators of Frequently Occurring Diseases
by Department in Clinics <Cont'd>

(단위 : %, 품목, 원)

Unit : %, Item, KRW

표시과목 Department	질병분류기호 Code	4/4 분기 quarter		
		주사제 처방률 Injection Prescription rate	처방건당 약품목수 Number of drugs per prescription	투약일당 약품비 Drug cost per administration day
안과 Ophthalmology	(H00-H06) 눈꺼풀, 눈물기관 및 안와의 장애	4.73	2.95	2,533
	(H10-H13) 결막의 장애	3.04	2.62	2,971
	(H15-H22) 공막, 각막, 홍채 및 섬모체의 장애	4.40	2.60	2,670
	(H25-H28) 수정체의 장애	6.19	2.24	2,174
	(H49-H52) 안근, 양안운동, 조절 및 굴절의 장애	0.59	1.96	2,334
이비인후과 Otorhinolaryngology	(J00-J06) 급성 상기도감염	15.18	4.47	1,778
	(J30-J39) 상기도의 기타 질환	15.41	4.49	1,913
	(J20-J22) 기타 급성 하기도감염	15.54	4.93	2,243
	(H60-H62) 외이의 질환	7.03	3.50	1,844
	(H65-H75) 중이 및 유도의 질환	11.67	4.31	2,068
피부과 Dermatology	(L20-L30) 피부염 및 습진	26.09	3.42	1,501
	(B35-B49) 진균증	6.01	2.59	2,768
	(B00-B09) 피부 및 점막병변이 특징인 바이러스감염	17.11	3.18	4,849
	(L00-L08) 피부 및 피하조직의 감염	14.30	3.16	1,587
	(L80-L99) 피부 및 피하조직의 기타 장애	13.04	2.53	1,405
	(L50-L54) 두드러기 및 홍반	33.55	3.18	889
	(L60-L75) 피부부속물의 장애	31.63	2.74	1,178
	(L40-L45) 구진비늘장애	14.83	3.34	2,669
	(D10-D36) 양성 신생물	6.20	2.67	1,701
비뇨의학과 Urological section	(T20-T25) 부위가 명시된 외부 신체 표면의 화상 및 부식	9.30	2.80	1,580
	(N40-N51) 남성 생식기관의 질환	10.77	2.60	1,346
	(L20-L30) 피부염 및 습진	45.38	3.52	1,441
	(N30-N39) 비뇨계통의 기타 질환	33.06	2.97	1,541
	(B35-B49) 진균증	10.94	2.37	3,156
영상의학과 Radiology	(L00-L08) 피부 및 피하조직의 감염	33.14	3.35	1,753
	(I10-I15) 고혈압질환	5.82	3.05	1,140
	(K20-K31) 식도, 위 및 십이지장의 질환	15.25	3.33	1,594
	(M50-M54) 기타 등병증	12.54	3.85	1,491
	(M45-M49) 척추병증	17.76	3.41	1,606
	(E10-E14) 당뇨병	4.67	3.61	1,620
	(E70-E90) 대사장애	3.31	1.97	853
	(D10-D36) 양성 신생물	7.01	2.51	1,235
	(K55-K63) 장의 기타 질환	15.99	2.85	1,217
재활의학과 Rehabilitation medicine	(J20-J22) 기타 급성 하기도감염	41.70	4.96	1,784
	(M70-M79) 기타 연조직 장애	21.01	3.68	1,174
	(M50-M54) 기타 등병증	10.68	3.41	1,233
	(M70-M79) 기타 연조직 장애	12.24	3.16	1,124
	(M15-M19) 관절증	14.97	3.07	1,477
가정의학과 Family medicine	(M45-M49) 척추병증	11.09	3.47	1,350
	(S30-S39) 복부, 아래등, 요추 및 골반의 손상	8.03	3.28	1,205
	(J20-J22) 기타 급성 하기도감염	26.73	4.93	1,834
	(I10-I15) 고혈압질환	7.17	3.11	1,145
	(J00-J06) 급성 상기도감염	25.07	4.50	1,526
	(M50-M54) 기타 등병증	29.03	3.90	1,327
	(J30-J39) 상기도의 기타 질환	20.72	4.19	1,277
	(K20-K31) 식도, 위 및 십이지장의 질환	18.90	3.64	1,335
	(E10-E14) 당뇨병	7.59	4.13	1,808
	(M70-M79) 기타 연조직 장애	37.64	4.03	1,350
	(M15-M19) 관절증	29.61	3.72	1,375
	(L20-L30) 피부염 및 습진	37.73	3.20	1,175

주 : 상병분류는 한국표준질병·사인분류(통계청 고시)의 중분류에 의한

Note : Diagnosis classification is based on the Korean Standard Classification of Diseases

제V-5-1표

Table V-5-1

요양기관종별 항생제 처방률

Antibiotics Prescription Rate by Provider Type

(단위 : %)

Unit : %

구 분 Division	분 기 Quarter	항 생 제 처 방 률 Antibiotic Prescription rate			
		전체상병 Total diseases	호흡기계 상병 Diseases of th respiratory system		
			계 Total	급성상기도감염 Acute Upper Respiratory Infections	급성상기도감염 외 Other Respiratory Infections
상급종합병원 Tertiary hospital	1/4 분기 quarter	4.03	20.30	11.13	21.19
	2/4 분기 quarter	3.76	19.33	11.67	19.86
	3/4 분기 quarter	3.79	18.93	12.67	19.39
	4/4 분기 quarter	3.70	17.32	11.64	17.72
중 합 병 원 General hospital	1/4 분기 quarter	9.91	34.73	31.31	35.94
	2/4 분기 quarter	9.37	37.02	34.16	38.03
	3/4 분기 quarter	9.24	37.70	35.84	38.37
	4/4 분기 quarter	9.06	36.64	34.86	37.28
병 원 Hospital	1/4 분기 quarter	19.29	46.13	43.48	47.32
	2/4 분기 quarter	19.35	50.21	46.99	51.63
	3/4 분기 quarter	16.82	49.21	47.48	50.14
	4/4 분기 quarter	18.65	49.74	48.07	50.50
의 원 Clinic	1/4 분기 quarter	25.71	48.27	36.96	54.04
	2/4 분기 quarter	24.03	51.07	39.62	57.07
	3/4 분기 quarter	19.94	49.80	38.95	55.97
	4/4 분기 quarter	23.41	48.62	37.24	54.61

주 : 호흡기계상병(J00-J47), 급성상기도감염(J00-J06) 상병은 한국표준질병·사인분류(통계청 고시)에 의함

Note : Respiratory system disease (J00-J47) and acute upper respiratory infections (J00-J06) are based on the Korean Standard Classification of Diseases

제V-5-2표
Table V-5-2

의원 표시과목별 항생제 처방률
Antibiotics Prescription Rate by Departments in Clinic

(단위 : %)
Unit : %

표시과목 Department	분기 Quarter	항생제처방률 Antibiotic Prescription rate			
		전체상병 Total diseases	호흡기계상병 Diseases of the respiratory system		
			계 Total	급성상기도감염 Acute Upper Respiratory Infections	급성상기도감염 외 Other Respiratory Infections
일반의 General practitioners	1/4 분기 quarter	22.45	43.96	35.63	48.53
	2/4 분기 quarter	19.42	46.35	38.90	50.49
	3/4 분기 quarter	16.68	47.10	40.95	50.71
	4/4 분기 quarter	19.47	44.79	37.24	49.14
내과 Internal Medicine	1/4 분기 quarter	18.38	40.03	26.98	45.82
	2/4 분기 quarter	15.85	43.28	31.06	48.84
	3/4 분기 quarter	12.30	43.75	33.45	48.62
	4/4 분기 quarter	14.60	40.78	29.07	46.45
외과 General surgery	1/4 분기 quarter	19.36	39.48	31.38	44.34
	2/4 분기 quarter	17.11	41.27	34.08	45.52
	3/4 분기 quarter	16.16	41.83	36.75	44.92
	4/4 분기 quarter	16.89	39.17	31.61	44.00
소아청소년과 Pediatrics	1/4 분기 quarter	45.19	47.40	34.74	52.24
	2/4 분기 quarter	47.73	49.81	35.88	55.39
	3/4 분기 quarter	40.85	46.58	33.47	53.26
	4/4 분기 quarter	45.64	48.30	35.25	53.57
이비인후과 Otorhinolaryngology	1/4 분기 quarter	55.06	58.05	44.81	66.33
	2/4 분기 quarter	55.23	59.18	46.02	67.64
	3/4 분기 quarter	51.50	57.72	44.69	66.32
	4/4 분기 quarter	51.96	55.31	42.19	63.53
가정의학과 Family Medicine	1/4 분기 quarter	25.36	44.16	34.51	48.98
	2/4 분기 quarter	22.82	46.66	37.61	51.53
	3/4 분기 quarter	18.92	47.25	39.43	51.85
	4/4 분기 quarter	22.13	44.66	35.66	49.64

주 : 호흡기계상병(J00-J47), 급성상기도감염(J00-J06) 상병은 한국표준질병·사인분류(통계청 고시)에 의함

Note : Respiratory system disease (J00-J47) and acute upper respiratory infections (J00-J06) are based on the Korean Standard Classification of Diseases

제V-6표
Table V-6

의원 소재지별 약제평가 항목별 지표 Drug Assessment Indicators by Location of Clinic

(단위 : %, 품목)
Unit : %, Item

구 분 Division	분 기 Quarter	급성상기도감염 항생제처방률 Antibiotic Prescription rate for Acute Upper Respiratory Infections	주사제 처방률 Injection Prescription rate	처방건당 약품목수 Number of drugs per prescription
서울 Seoul	1/4 분기 quarter	35.45	15.75	3.88
	2/4 분기 quarter	37.64	13.68	3.71
	3/4 분기 quarter	36.34	12.98	3.48
	4/4 분기 quarter	35.13	13.14	3.70
부산 Busan	1/4 분기 quarter	38.26	25.65	3.92
	2/4 분기 quarter	41.10	23.11	3.74
	3/4 분기 quarter	41.91	21.48	3.51
	4/4 분기 quarter	38.97	21.77	3.68
인천 Incheon	1/4 분기 quarter	35.82	18.80	4.05
	2/4 분기 quarter	38.24	16.48	3.90
	3/4 분기 quarter	36.48	15.56	3.66
	4/4 분기 quarter	35.08	15.64	3.88
대구 Daegu	1/4 분기 quarter	37.50	22.63	3.87
	2/4 분기 quarter	39.97	19.41	3.72
	3/4 분기 quarter	40.46	17.64	3.46
	4/4 분기 quarter	38.16	18.18	3.69
광주 Gwangju	1/4 분기 quarter	40.76	18.88	4.03
	2/4 분기 quarter	42.17	17.02	3.87
	3/4 분기 quarter	43.10	16.46	3.62
	4/4 분기 quarter	39.27	16.45	3.86
대전 Daejeon	1/4 분기 quarter	32.75	20.12	3.94
	2/4 분기 quarter	34.44	17.45	3.81
	3/4 분기 quarter	33.12	16.51	3.56
	4/4 분기 quarter	31.04	17.02	3.77
울산 Ulsan	1/4 분기 quarter	36.23	26.58	3.99
	2/4 분기 quarter	38.72	23.16	3.83
	3/4 분기 quarter	39.60	21.63	3.55
	4/4 분기 quarter	37.38	21.71	3.79
경기 Gyeonggi	1/4 분기 quarter	36.48	16.93	4.04
	2/4 분기 quarter	39.05	14.58	3.91
	3/4 분기 quarter	37.28	13.95	3.65
	4/4 분기 quarter	36.30	13.88	3.90

주 : 급성상기도감염(J00-J06) 상병은 한국표준질병-사인분류(통계청 고시)에 의함

Note : Acute upper respiratory infections (J00-J06) are based on the Korean Standard Classification of Diseases

제V-6표
Table V-6

의원 소재지별 약제평가 항목별 지표 <계속>
Drug Assessment Indicators by Location of Clinic <Cont'd>

(단위 : %, 품목)
Unit : %, Item

구 분 Division	분 기 Quarter	급성상기도감염 항생제처방률 Antibiotic Prescription rate for Acute Upper Respiratory Infections	주사제 처방률 Injection Prescription rate	처방건당 약품품수 Number of drugs per prescription
강 원 Gangwon	1/4 분기 quarter	43.65	20.50	3.92
	2/4 분기 quarter	48.00	18.18	3.78
	3/4 분기 quarter	48.07	17.78	3.55
	4/4 분기 quarter	45.91	17.54	3.76
충 북 Chungbuk	1/4 분기 quarter	39.79	22.68	4.01
	2/4 분기 quarter	42.02	20.52	3.87
	3/4 분기 quarter	41.22	20.00	3.66
	4/4 분기 quarter	38.87	20.07	3.88
충 남 Chungnam	1/4 분기 quarter	40.90	23.12	4.01
	2/4 분기 quarter	45.21	20.94	3.87
	3/4 분기 quarter	45.47	20.45	3.67
	4/4 분기 quarter	42.99	20.15	3.90
전 북 Jeonbuk	1/4 분기 quarter	32.86	18.81	4.04
	2/4 분기 quarter	36.17	18.13	3.92
	3/4 분기 quarter	36.13	18.21	3.74
	4/4 분기 quarter	34.85	17.74	3.92
전 남 Jeonnam	1/4 분기 quarter	38.43	26.60	4.02
	2/4 분기 quarter	41.05	25.94	3.85
	3/4 분기 quarter	42.65	25.23	3.65
	4/4 분기 quarter	39.89	25.08	3.83
경 북 Gyeongbuk	1/4 분기 quarter	36.97	27.52	3.97
	2/4 분기 quarter	40.19	24.39	3.81
	3/4 분기 quarter	41.39	22.61	3.60
	4/4 분기 quarter	38.30	23.00	3.79
경 남 Gyeongnam	1/4 분기 quarter	38.29	28.26	3.93
	2/4 분기 quarter	42.64	25.55	3.76
	3/4 분기 quarter	44.10	24.33	3.55
	4/4 분기 quarter	41.36	24.52	3.75
제 주 Jeju	1/4 분기 quarter	41.02	21.95	3.96
	2/4 분기 quarter	43.13	19.80	3.84
	3/4 분기 quarter	42.51	17.60	3.55
	4/4 분기 quarter	40.39	18.47	3.73
세 종 Sejong	1/4 분기 quarter	38.23	17.43	4.21
	2/4 분기 quarter	40.32	14.73	4.13
	3/4 분기 quarter	43.37	14.00	3.89
	4/4 분기 quarter	42.23	14.49	4.16

주 :급성상기도감염(J00-J06) 상병은 한국표준질병 사인분류(통계청 고시)에 의함
Note : Acute upper respiratory infections (J00-J06) are based on the Korean Standard Classification of Diseases

평가지표 개요

Introduction of assessment indicators

약제급여 평가

가. 평가대상

- 대상 기관: 의료기관 및 보건기관(한방기관, 보건진료소, 조산원 제외)에서
전산청구한 건강보험 외래 요양급여비용 명세서 중 약제 처방내역
- 대상 기간: 2018년도 분기별(심사시점 기준)

나. 평가지표

- 항생제 처방률(%) = $\frac{\text{항생제 총 처방횟수}}{\text{총 내원횟수}} \times 100$
- 주사제 처방률(%) = $\frac{\text{주사제 총 처방횟수}}{\text{총 내원횟수}} \times 100$
- 처방건당 약품목수(개) = $\frac{\text{총 약품목수}}{\text{총 처방건수}}$
- 투약일당 약품비(원) = $\frac{\text{총 약품비}}{\text{총 투약일수}}$

다. 기 타

- 요양기관 종별: 상급종합병원, 종합병원, 병원, 치과병원, 의원, 치과의원으로 분류
※ 단 항생제는 상급종합병원, 종합병원, 병원, 의원으로 분류
- 표시과목: 의원을 대상으로 총 18개 표시과목으로 분류
 - 총 27개 표시과목(일반의 포함) 중 평가대상 기관수가 극히 적은 9개 과목(성형외과, 방사선종양학과, 병리과, 진단검사의학과, 결핵과, 핵의학과, 응급의학과, 직업환경의학과, 예방의학과)은 제외
 - 요양기관 명칭에 따른 표시과목을 기준으로 하되, 대표자가 전문의이면서 전문과목을 표시하지 않은 기관은 청구내역을 분석하여 해당 전문과목의 청구비율이 50%를 초과할 경우 그 표시과목으로 별도 분류
- 질병별 다발생 순위별 분류: 한국표준질병·사인분류(통계청 고시 제2015-159호) 중 267개 중분류를 기준으로 하여 주상병기준의 주요 다발생 질병을 중심으로 수록

Assessment of Drug Payment

A . Assessment Target

- Institutions: Breakdown of drug prescription among outpatient medical care expense statements, where health insurance was electronically charged by medical institutions and health care centers (except oriental medicine institutions, primary health care post, and midwifery clinic).
- Period: Each quarter of the year 2018 (based on evaluation time).

B . Assessment Indices

- Antibiotics prescription rate (%) = $\frac{\text{Total number of antibiotics prescriptions}}{\text{Total number of hospital visits}} \times 100$
- Injection prescription rate (%) = $\frac{\text{Total number of injection prescriptions}}{\text{Total number of hospital visits}} \times 100$
- Number of drug items per prescription = $\frac{\text{Total number of drug items}}{\text{Total number of prescriptions}}$
- Drug cost per administration day (KRW) = $\frac{\text{Total drug costs}}{\text{Total number of administration days}}$

C . Others

- Classified by Provider type : tertiary hospital, general hospital, hospital, dental hospital, clinic or dental clinic.
- ※ However, antibiotics are classified according to: tertiary hospital, general hospital, hospital or clinic.
- Departments: clinics are classified into 18 departments in total
 - Among 27 departments (including general practitioners), 9 departments where the number of assessment subjects was extremely small (plastic surgery, radiation oncology, pathology, laboratory medicine, tuberculosis, nuclear medicine, emergency medicine, occupational & environment medicine and preventive medicine) are excluded.
 - Departments indicated by the name of the medical care institute are the standards. As for institutes where the director is a medical specialist, but did not express a special department, billing records are analyzed, and if the proportion of a certain specialty exceeds 50%, the institute is separately classified as that specialty department.
- Classification of frequent diseases by rank: major diseases that occur frequently by primary disease are mainly listed based upon 267 divisions of the Korean Standard Classification of Diseases (Statistics Korea Notification No. 2015-159).



제 VI 편 질병통계

Diseases Statistics

질병통계 자료 이용시 유의사항

(Instructions for using disease statistics data)

질병통계는 요양기관에서 환자진료 중 진단명이 확정되지 않은 상태에서 환자의 호소, 증세 등에 따라 일차진단명을 부여하고 청구한 내역 중 주진단명 기준으로 발췌한 것이므로, 실제 최종 확정된 질병과는 다를 수 있으며, 다른 질병으로 건강보험 청구실적에 집계되는 경우가 있으므로, 확진 환자로 보기에는 무리가 있음.

특히, “법정감염병” 관련 통계는 질병관리본부에서 공표한 자료와는 수집하는 방식이 서로 다르기 때문에 차이가 있음

Disease statistics are produced using the major diagnosis data from the claim statement with primary diagnosis based on patients' explanation or symptom before the final diagnosis was decided. Therefore, it may not match the final diagnosis, and there can be discrepancy between disease statistics and NHI benefit claims data.

In particular, “Officially designated communicable diseases” related statistics can have a large mismatch with claims data, as the statistics are collected and produced by Korea Centers for Disease Control and Prevention using different methods.

298질병분류(Classification of 298 Diseases)

구 분 Classification	질 병 명 Disease	질 병 코 드 I, C, D
001	콜레라(Cholera)	A00
002	장티푸스 및 파라티푸스(Typhoid and paratyphoid fevers)	A01
003	시겔라증(Shigellosis)	A03
004	아메바증(Amoebiasis)	A06
005	감염성 기원이라고 추정되는 설사와 위장염(Othergastroenteritis and colitis of infectious and unspecified origin)	A09
006	기타 장관 감염성 질환(Other intestinal infectious diseases)	A02, A04-A05, A07-A08
007	호흡기 결핵(Respiratory tuberculosis)	A15-A16
008	기타 결핵(Other tuberculosis)	A17-A19
009	페스트(Plague)	A20
010	브루셀라증(Brucellosis)	A23
011	나병 [한센병](Leprosy)[Hanses's disease]	A30
012	신생아 파상풍(Tetanus neonatorum)	A33
013	기타 파상풍(Other tetanus)	A34-A35
014	디프테리아(Diphtheria)	A36
015	백일해(Whooping cough)	A37
016	수막구균 감염(Meningococcal infection)	A39
017	패혈증(Sepsis)	A40-A41
018	기타 세균성 질환(Other bacterial diseases)	A21-A22, A24-A28, A31-A32, A38, A42-A49
019	선천 매독(Congenital syphilis)	A50
020	조기 매독(Early syphilis)	A51
021	기타 매독(Other syphilis)	A52-A53
022	임균 감염(Gonococcal infection)	A54
023	성행위로 전파되는 클라미디아 질환 (Sexually trans mitted chlamydial diseases)	A55-A56
024	기타 주로 성행위로 전파되는 감염(Other infections with a predominantly sexual mode of transmission)	A57-A64
025	재귀열(Relapsing fevers)	A68
026	트라코마(Trachoma)	A71
027	발진티푸스(Typhus fever)	A75
028	급성 회백수염(Acute poliomyelitis)	A80
029	광견병(Rabies)	A82
030	바이러스 뇌염(Viral encephalitis)	A83-A86
031	황열(Yellow fever)	A95
032	기타 절지동물 매개의 바이러스열 및 바이러스 출혈열(Other arthropod-borne viral fevers and viral haemorrhagic fevers)	A90-A94, A96-A99
033	헤르페스바이러스 감염(Herpeseviral infections)	B00
034	수두(Varicella and zoster)	B01-B02

구 분 Classification	질 병 명 Disease	질 병 코 드 I, C, D
035	홍역(Measles)	B05
036	풍진(Rubella)	B06
037	급성 B형 간염(Acute hepatitis B)	B16
038	기타 바이러스 간염(Other viral hepatitis)	B15, B17-B19
039	인체 면역결핍 바이러스 질환(Human immunodeficiency virus[HIV] disease)	B20-B24
040	볼거리(Mumpus)	B26
041	기타 바이러스 질환(Other viral diseases)	A81, A87-A89, B03-B04, B07-B09, B25, B27-B34
042	진균증(Mycoses)	B35-B49
043	말라리아(Malaria)	B50-B54
044	리슈마니아증(Leishmaniasis)	B55
045	트리파노소마증(Schistosomiasis)	B56-B57
046	주혈흡충증(Schistosomiasis)	B65
047	기타 흡충 감염(Other fluke infections)	B66
048	포낭충증(Echinococcosis)	B67
049	메디나충증(Dracunculiasis)	B72
050	회선사상충증(Onchocerciasis)	B73
051	사상충증(Filariasis)	B74
052	구충 질환(Hookworm diseases)	B76
053	기타 윤충증(Other helminthiasis)	B68-B71, B75, B77-B83
054	결핵의 후유증(Sequelae of tuberculosis)	B90
055	회색질척수염의 후유증(Sequelae of poliomyelitis)	B91
056	나병의 후유증(Sequelae of leprosy)	B92
057	기타 감염성 및 기생충성 질환(Other infections and parasitic diseases)	A65-A67, A69-A70, A74, A77-A79, B58-B64, B85-B89, B94, B99
058	입술, 구강 및 인두의 악성신생물(Malignant neoplasms of lip, oral cavity and pharynx)	C00-C14
059	식도의 악성신생물(Malignant neoplasm of oesophagus)	C15
060	위의 악성신생물(Malignant neoplasm of stomach)	C16
061	결장의 악성신생물(Malignant neoplasm of colon)	C18
062	직장S상결장 접합부, 직장, 항문과 항문관의 악성신생물(Malignant neoplasm of rectosigmoid junction, rectum, anus and anal canal)	C19-C21
063	간 및 간내담관의 악성신생물(Malignant neoplasm of liver and intrahepatic bile ducts)	C22
064	췌장의 악성신생물(Malignant neoplasm of pancreas)	C25
065	기타 소화기관의 악성신생물(Other malignant neoplasm of digestive organs)	C17, C23-C24, C26
066	후두의 악성신생물(Malignant neoplasm of larynx)	C32
067	기관, 기관지 및 폐의 악성신생물(Malignant neoplasm of trachea, bronchus and lung)	C33-C34

구 분 Classification	질 병 명 Disease	질 병 코 드 I, C, D
068	기타 호흡기와 흉곽 내 기관의 악성신생물(Other malignant neoplasms of respiratory and intrathoracic organs)	C30-C31, C37-C39
069	뼈와 관절연골의 악성신생물(Malignant neoplasm of bone and articular cartilage)	C40-C41
070	피부의 악성흑색종(Malignant melanoma of skin)	C43
071	기타 피부의 악성신생물(Other malignant neoplasms of skin)	C44
072	중피성 및 연조직의 악성신생물(Malignant neoplasm of mesothelial and soft tissue)	C45-C49
073	유방의 악성신생물(Malignant neoplasm of breast)	C50
074	자궁경의 악성신생물(Malignant neoplasm of cervix uteri)	C53
075	기타 및 상세불명의 자궁부위의 악성신생물(Malignant neoplasm of other and unspecified parts of uterus)	C54-C55
076	기타 여성생식기관의 악성신생물(Other malignant neoplasms of female genital organs)	C51-C52, C56-C58
077	전립선의 악성신생물(Malignant neoplasm of prostate)	C61
078	기타 남성생식기관의 악성신생물(Other malignant neoplasms of male genital organs)	C60, C62-C63
079	방광의 악성신생물(Malignant neoplasm of bladder)	C67
080	기타 요도의 악성신생물(Other malignant neoplasms of urinary tract)	C64-C66, C68
081	눈 및 눈부속기의 악성신생물(Malignant neoplasm of eye and adnexa)	C69
082	뇌의 악성신생물(Malignant neoplasm of brain)	C71
083	기타 중추신경계의 악성신생물(Malignant neoplasm of other parts of central nervous system)	C70, C72
084	기타, 부위불명, 속발성, 상세불명 및 다발성 부위의 악성신생물(Malignant neoplasm of other, ill-defined, secondary, unspecified and multiple sites)	C73-C80, C97
085	호지킨병(Hodgkin disease)	C81
086	비호지킨 림프종(Non-Hodgkin lymphoma)	C82-C86
087	백혈병(Leukaemia)	C91-C95
088	기타 림프, 조혈 및 관련조직의 악성신생물(Other malignant neoplasms of lymphoid, haematopoietic and related tissue)	C88-C90, C96
089	자궁경부의 상피내 암종(Carcinoma in situ of cervix uteri)	D06
090	피부의 양성신생물(Benign neoplasm of skin)	D22-D23
091	유방의 양성신생물(Benign neoplasm of breast)	D24
092	자궁의 평활근종(Leiomyoma of uterus)	D25
093	난소의 양성신생물(Benign neoplasm of ovary)	D27
094	비뇨기관의 양성신생물(Benign neoplasm of urinary organs)	D30
095	뇌 및 기타 중추신경계의 양성신생물(Benign neoplasm of brain and other parts of central nervous system)	D33
096	기타 상피내, 양성신생물 및 행동양식 불명 및 미상의 신생물(Other in situ and benign neoplasms and neoplasms of uncertain and unknown behaviour)	D00-D05, D07-D21, D26, D28-D29, D31-D32, D34-D48

구 분 Classification	질 병 명 Disease	질 병 코 드 I,C,D
097	철 결핍성 빈혈(Iron deficiency anaemia)	D50
098	기타 빈혈(Other anaemias)	D51-D64
099	출혈성 병태와 혈액 및 조혈기관의 기타 질환(Haemor-rhagic conditions and other diseases of blood and bloodforming organs)	D65-D77
100	면역기전을 침범하는 특정 장애(Certain disorders involving the immune mechanism)	D80-D89
101	요오드결핍과 관련된 갑상선 장애(Iodine-deficiency-related thyroid disorders)	E00-E02
102	갑상선 중독증(Thyrotoxicosis)	E05
103	기타 갑상선 장애(Other disorders of thyroid)	E03-E04, E06-E07
104	당뇨병(Diabetes mellitus)	E10-E14
105	영양실조(Malnutrition)	E40-E46
106	비타민A 결핍증(Vitamin A deficiency)	E50
107	기타 비타민 결핍증(Other vitamin deficiencies)	E51-E56
108	영양실조 및 기타 영양결핍증의 후유증(Sequelae of malnutrition and other nutritional deficiencies)	E64
109	비만(Obesity)	E66
110	용적체액상실(Volume depletion)	E86
111	기타 내분비, 영양 및 대사 질환(Other endocrine, nutritional and metabolic disorders)	E15-E35, E58-E63, E65, E67-E85, E87-E90
112	치매(Dementia)	F00-F03
113	알콜 사용에 의한 정신 및 행동장애(Mental and behavioural disorders due to use of alcohol)	F10
114	기타 정신활성물질 사용에 의한 정신 및 행동장애(Mental and behavioural disorders due to other psychoactive substance use)	F11-F19
115	정신분열증, 분열형 및 망상성 장애(Schizophrenia schizotypal and delusional disorders)	F20-F29
116	기분(정동성)장애(Mood [affective] disorders)	F30-F39
117	신경증적, 스트레스와 관련된 신체형 장애(Neurotic, stress-related and somatoform disorders)	F40-F48
118	정신 지연(Mental retardation)	F70-F79
119	기타 정신 및 행동장애(Other mental and behavioural disorders)	F04-F09, F50-F69, F80-F99
120	중추신경계의 염증성 질환(Inflammatory diseases of the central nervous system)	G00-G09
121	파킨슨병(Parkinson's disease)	G20
122	알츠하이머병(Alzheimer's disease)	G30
123	다발성 경화증(Multiple sclerosis)	G35
124	간질(Epilepsy)	G40-G41
125	편두통 및 기타 두통 증후군(Migraine and other head-ache syndromes)	G43-G44
126	일과성 대뇌 허혈성 발작 및 관련 증후군(Transient cerebral ischaemic attacks and related syndromes)	G45

구 분 Classification	질 병 명 Disease	질 병 코 드 I, C, D
127	신경, 신경근 및 신경총 장애(Nerve, nerve root and plexus disorders)	G50-G59
128	뇌성마비 및 기타 마비성 증후군(Cerebral palsy and other paralytic syndromes)	G80-G83
129	기타 신경계의 질환(Other diseases of the nervous system)	G10-G14, G21-G26, G31-G32, G36-G37, G46-G47, G60-G73, G90-G99
130	눈꺼풀의염증(Inflammation of eyelid)	H00-H01
131	결막염 및 기타 결막의 장애(Conjunctivitis and other disorders of conjunctiva)	H10-H13
132	각막염 및 각막과 공막의 기타 장애(Keratitis and other disorder of sclera and cornea)	H15-H19
133	백내장 및 수정체의 기타 장애(Cataract and other disorders of lens)	H25-H28
134	망막박리와 망막의 결함(Retinal detachments and breaks)	H33
135	녹내장(Glaucoma)	H40-H42
136	사시(trabismus)	H49-H50
137	굴절 및 조절 장애(Disorders of refraction and accommodation)	H52
138	실명 및 저시력(Blindness and low vision)	H54
139	기타 눈 및 눈부속기의 질환(Other diseases of the eye and adnexa)	H02-H06, H20-H22, H30-H32, H34-H36, H43-H48, H51, H53, H55-H59
140	중이염과 중이 및 유양돌기 장애(Otitis media and other disorders of middle ear and mastoid)	H65-H75
141	난청(Other diseases of the ear and mastoid process)	H90-H91
142	기타 귀 및 유양돌기 질환(Acute rheumatic fever)	H60-H62, H80-H83, H92-H95
143	급성 류마티스열(Chronic rheumatic heart disease)	I00-I02
144	만성 류마티스 심장 질환(Chronic rheumatic heart disease)	I05-I09
145	본태성(원발성)고혈압(Essential(primary) hyper-tention)	I10
146	기타 고혈압성 질환(Other hypertensive diseases)	I11-I15
147	급성 심근경색증(Acute myocardial infarction)	I21-I22
148	기타 허혈성 심장질환(Other ischaemic heart diseases)	I20, I23-I25
149	폐색전증(Pulmonary embolism)	I26
150	전도장애 및 심장성 부정맥(Conduction disorders and cardiac arrhythmias)	I44-I49
151	심부전(Heart failure)	I50
152	기타 심장질환(Other heart diseases)	I27-I43, I51-I52
153	뇌내출혈(Intracranial haemorrhage)	I60-I62
154	뇌경색증(Cerebral infarction)	I63
155	출혈 또는 경색으로 명시되지 않은 졸중(Stroke, not specified as haemorrhage or infarction)	I64
156	기타 뇌혈관 질환(Other cerebrovascular diseases)	I65-I69
157	죽상 경화증(Atherosclerosis)	I70

구 분 Classification	질 병 명 Disease	질 병 코 드 I, C, D
158	기타 말초혈관 질환(Other peripheral vascular diseases)	I73
159	동맥 색전증 및 혈전증(Arterial embolism and thrombosis)	I74
160	기타 동맥, 소동맥 및 모세혈관의 질환(Other diseases of arteries, arterioles and capillaries)	I71-I72, I77-I79
161	정맥염, 혈전정맥염, 정맥색전증 및 혈전증(Phlebitis, thrombophlebitis, venous embolism and thrombosis)	I80-I82
162	하지의 정맥류(Varicose veins of lower extremities)	I83
163	치핵(Haemorrhoids)	K64
164	기타 순환기계 질환(Other diseases of the circulatory system)	I85-I99
165	급성 인두염 및 급성 편도염(Acute pharyngitis and acute tonsillitis)	J02-J03
166	급성 후두염 및 기관염(Acute laryngitis and tracheitis)	J04
167	기타 급성 상기도 감염(Other acute upper respiratory infections)	J00-J01, J05-J06
168	인플루엔자(Influenza)	J09-J11
169	폐렴(Pneumonia)	J12-J18
170	급성 기관지염 및 급성 세기관지염(Acute bronchitis and acute bronchiolitis)	J20-J21
171	만성 부비동염(Chronic sinusitis)	J32
172	기타 코 및 비동의 질환(Other diseases of nose and nasal sinuses)	J30-J31, J33-J34
173	편도 및 아데노이드의 만성 질환(Chronic disease of tonsils and adenoids)	J35
174	기타 상기도의 질환(Other diseases of upper respiratory tract)	J36-J39
175	기관지염, 폐기종 및 기타 만성 폐쇄성 폐질환(Bronchitis, emphysema and other chronic obstructive pulmonary diseases)	J40-J44
176	천식(asthma)	J45-J46
177	기관지확장증(Bronchiectasis)	J47
178	진폐증(Pneumoconiosis)	J60-J65
179	기타 호흡기계 질환(Other diseases of the respiratory system)	J22, J66-J99
180	치아우식증(Dental caries)	K02
181	치아 및 지지구조의 기타 장애(Other disorders of teeth and supporting structures)	K00-K01, K03-K08
182	기타 구강, 타액선 및 턱의 질환(Other diseases of the oral cavity, salivary glands and jaws)	K09-K14
183	위 및 십이지장궤양(Gastric and duodenal ulcer)	K25-K27
184	위염 및 십이지장염(Gastritis and duodenitis)	K29
185	기타 식도, 위 및 십이지장 질환(Other diseases of oesophagus, stomach and duodenum)	K20-K23, K28, K30-K31
186	충수의 질환(Diseases of appendix)	K35-K38
187	서혜 헤르니아(Inguinal hernia)	K40
188	기타 헤르니아(Other hernia)	K41-K46

구 분 Classification	질 병 명 Disease	질 병 코 드 I, C, D
189	크론병 및 궤양성 대장염(Crohn's disease and ulcerative colitis)	K50-K51
190	헤르니아가 없는 마비성 장폐색증 및 장관폐쇄(Paralytic ileus and intestinal obstruction without hernia)	K56
191	장의 계실성 질환(Diverticular disease of intestine)	K57
192	기타 장 및 복막의 질환(Other diseases of intestines and peritoneum)	K52-K55, K58-K67
193	알콜성 간질환(Alcoholic liver disease)	K70
194	기타 간질환(Other diseases of liver)	K71-K77
195	담석 등 및 담낭염(Cholelithiasis and cholecystitis)	K80-K81
196	급성 췌장염 및 기타 췌장의 질환(Acute pancreatitis and other diseases of the pancreas)	K85-K86
197	기타 소화기계의 질환(Other diseases of the digestive system)	K82-K83, K87-K93
198	피부 및 피하조직의 감염(Infections of the skin and subcutaneous)	L00-L08
199	기타 피부 및 피하조직의 질환(Other diseases of the skin and subcutaneous tissue)	L10-L99
200	류마티오이드 관절염 및 기타 염증성 다발성 관절병증(Rheumatoid arthritis and other inflammatory polyarthropathies)	M05-M14
201	관절증(Arthrosis)	M15-M19
202	사지의 후천성 변형(Acquired deformities of limbs)	M20-M21
203	관절의 기타 장애(Other disorders of joints)	M00-M03, M22-M25
204	전신성 결합조직의 장애(Systemic connective tissue disorders)	M30-M36
205	요추 및 기타 추간관장애(Cervical and other intervertebral disc disorders)	M50-M51
206	기타 배병증(Other dorsopathies)	M40-M49, M53-M54
207	연부조직 장애(Soft tissue disorders)	M60-M79
208	뼈밀도 및 구조장애(Disorders of bone density and structure)	M80-M85
209	골수염(Osteomyelitis)	M86
210	기타 근골격계 및 결합조직의 기타 장애(Other diseases of the musculoskeletal system and connective tissue)	M87-M99
211	급성 및 급속진행성 신염증후군(Acute and rapidly progressive nephritic syndromes)	N00-N01
212	기타 사구체 질환(Other glomerular diseases)	N02-N08
213	신세뇨관-간질성 질환(Renal tubulo-interstitial diseases)	N10-N16
214	신부전증(Renal failure)	N17-N19
215	요로결석증(Urolithiasis)	N20-N23
216	방광염(Cystitis)	N30
217	기타 비뇨기계의 질환(Other diseases of the urinary system)	N25-N29, N31-N39
218	전립선의 비대(Hyperplasia of prostate)	N40
219	전립선의 기타 장애(Other disorders of prostate)	N41-N42
220	음낭수류 및 정액류(Hydrocele and spermatocele)	N43
221	과장포피, 포경 및 감돈포경(Redundant prepuce, phimosis and paraphimosis)	N47

구 분 Classification	질 병 명 Disease	질 병 코 드 I, C, D
222	남성생식기관의 기타 질환(Other diseases of male genital organs)	N44-N46, N48-N51
223	유방의 장애(Disorders of breast)	N60-N64
224	난관염 및 난소염(Salpingitis and oophoritis)	N70
225	자궁경부의 염증성 질환(Inflammatory disease of cervix uteri)	N72
226	기타 여성 골반내 장기의 염증성 질환(Other inflammatory diseases of female pelvic organs)	N71, N73-N77
227	자궁내막증(Endometriosis)	N80
228	여성생식기 탈출(Female genital prolapse)	N81
229	난소, 난관 및 광인대의 비염증성 장애(Noninflammatory disorders of ovary, fallopian tube and broad ligament)	N83
230	월경장애(Disorders of menstruation)	N91-N92
231	폐경기 및 기타 폐경기전후 장애(Menopausal and other perimenopausal disorders)	N95
232	여성불임증(Female infertility)	N97
233	기타 비뇨생식기로의 장애(Other disorders of genitourinary tract)	N82, N84-N90, N93-N94, N96, N98-N99
234	자연유산(Spontaneous abortion)	O03
235	의학적 유산(Medical abortion)	O04
236	기타 유산된 임신(Other pregnancies with abortive outcome)	O00-O02, O05-O08
237	임신, 출산 및 산욕의부종, 단백뇨 및 고혈압성 장애(Oedema, proteinuria and hypertensive disorders in pregnancy, childbirth and the puerperium)	O10-O16
238	전치태반, 태반 조기박리 및 분만 전 출혈(praevia, premature separation of placenta and antepartum haemorrhage)	O44-O46
239	기타 태아와 양막강 및 가능한 분만문제와 관련된 산모관리(Other maternal care related to fetus and amniotic cavity and possible delivery problems)	O30-O43, O47-O48
240	난산(Obstructed labour)	O64-O66
241	분만 후 출혈(Postpartum haemorrhage)	O72
242	기타 임신과 분만의 합병증(Other complications of pre gnancy and delivery)	O20-O29, O60-O63, O67-O71, O73-O75, O81-O84
243	단일 자연분만(Single spontaneous delivery)	O80
244	달리 분류되지 않은 주로 산욕기에 관련된 합병증 및 기타 산과적 병태(Complications predominatly related to the puerperium and other obstetric conditions, NEC)	O85-O99
245	모성요인과 임신, 출산 및 분만의 합병증에 의해 영향을 받은 태아 및 신생아(Fetus and newborn affected by maternal factors and by complications of pregnancy, labour and delivery)	P00-P04
246	태아 발육지연, 태아 영양실조와 단기임신 및 저체중 출산과 관련된 장애(Slow fetal growth, fetal malnutrition and disorders related to short gestation and low birth weight)	P05-P07
247	출산 외상(Birth trauma)	P10-P15

구 분 Classification	질 병 명 Disease	질 병 코 드 I, C, D
248	자궁내 저산소증 및 출산질식(Intrauterine hypoxia and birth asphyxia)	P20-P21
249	주산기에 기원한 기타 호흡기 장애(Other respiratory disorders originating in the perinatal period)	P22-P28
250	선천성 감염 및 기생충성 질환(Congenital infectious and parasitic diseases)	P35-P37
251	출생전후기에 특이한 기타감염(Other infections specific to the perinatal period)	P38-P39
252	태아 및 신생아의 용혈성 질환(Haemolytic disease of fetus and newborn)	P55
253	기타 출생전후기에 기원한 병태(Other conditions originating in the perinatal period)	P08, P29, P50-P54, P56-P96
254	이분척추증(Spina bifida)	Q05
255	기타 신경계의 선천성 기형(Other congenital malformations of the nervous system)	Q00-Q04, Q06-Q07
256	순환기계의 선천성 기형(Congenital malformations of the circulatory system)	Q20-Q28
257	구순 및 구개열(Cleft lip and cleft palate)	Q35-Q37
258	소장의 결여, 폐쇄 및 협착(Congenital absence, atresia and stenosis of small intestine)	Q41
259	기타 소화기계의 선천성 기형(Other congenital malformations of the digestive system)	Q38-Q40, Q42-Q45
260	정류고환(Undescended testicle)	Q53
261	기타 비뇨생식기계의 기형(Other malformations of the genitourinary system)	Q50-Q52, Q54-Q64
262	고관절의 선천성 변형(Congenital deformities of hip)	Q65
263	발의 선천성 변형(Congenital deformities of feet)	Q66
264	기타 근골격계의 선천성 기형 및 변형(Other congenital malformations and deformations of the musculoskeletal system)	Q67-Q79
265	기타 선천성 기형(Other congenital malformations)	Q10-Q18, Q30-Q34, Q80-Q89
266	달리 분류되지 않은 염색체 이상(Chromosomal abnormalities, NEC)	Q90-Q99
267	복부 및 골반 동통(Abdominal and pelvic pain)	R10
268	원인미상 열(Fever of unknown origin)	R50
269	노쇠(Senility)	R54
270	기타 달리 분류되지 않은 증상, 징후와 임상 및 검사상 이상소견(Other symptoms, signs and abnormal clinical and laboratory findings, NEC)	R00-R09, R11-R49, R51-R53, R55-R99
271	두개골 및 안면골의 골절(Fracture of skull and facial bones)	S02
272	목, 흉곽 또는 골반의 골절(Fracture of neck, thorax or pelvis)	S12, S22, S32, T08
273	대퇴골의 골절(Fracture of femur)	S72
274	기타 사지뼈의 골절(Fractures of other limb)	S42, S52, S62, S82, S92, T10, T12

구 분 Classification	질 병 명 Disease	질 병 코 드 I, C, D
275	다발성 신체부위를 침범하는 골절(Fractures involving multiple body regions)	T02
276	명시된 다발성 신체부위의 탈구, 염좌 및 긴장(Dislocations, sprains and strains of specified and multiple body regions)	S03, S13, S23, S33, S43, S53, S63, S73, S83, S93, T03
277	눈 및 안와의 손상(Injury of eye and orbit)	S05
278	두개내 손상(Intracranial injury)	S06
279	기타 내부장기의 손상(Injury of other internal organs)	S26-S27, S36-S37
280	명시된 다발성 신체부위의 압괴손상 및 외상성 절단 (Crushing injuries and traumatic amputations of specified and multiple body regions)	S38, S47-S48, S57-S58, S07-S08, S17-S18, S28, S67-S68, S77-S78, S87-S88, S97-S98, T04-T05
281	명시된 상세불명 및 다발성 신체부위의 기타 손상 (Other injuries of specified, unspecified and multiple body regions)	S00-S01, S04, S09-S11, S14-S16, S19-S21, S24-S25, S29-S31, S34-S35, S39-S41, S44-S46, S49-S51, S54-S56, S59-S61, S64-S66, S69-S71, S74-S76, S79-S81, S84-S86, S89-S91, S94-S96, S99, T00-T01, T06-T07, T09, T11, T13-T14
282	자연개구를 통해 들어온 이물의 효과 (Effects of foreign body entering through natural orifice)	T15-T19
283	화상 및 부식(Burns and corrosions)	T20-T32
284	약물 및 생물학적 물질에 의한 중독 (Poisoning by drugs and biological substances)	T36-T50
285	주로 비의약품 물질의 중독작용(Toxic effects of substances chiefly nonmedicinal as to source)	T51-T65
286	학대 증후군(Maltreatment syndromes)	T74
287	기타 및 상세불명 외인의 영향 (Other and unspecified effects of external causes)	T33-T35, T66-T73, T75-T78
288	달리 분류되지 않은 외상의 특정 초기 합병증과 외과적 및 내과적 처치의 합병증(Certain early complications of trauma and complications of surgical and medical care, NEC)	T79-T88
289	손상, 중독 및 외인의 기타 결과의 후유증(Sequelae of injuries, of poisoning and of other consequences of external causes)	T90-T98
290	검사 및 조사를 위해 보건서비스와 접하고 있는 사람(Persons encountering health services for examination and investigation)	Z00-Z13
291	무증상 인체 면역결핍 바이러스 감염 상태(Asymptomatic human immunodeficiency virus[HIV] infection status)	Z21
292	기타 전염성 질환과 관련되어 건강위험의 가능성이 있는 사람 (Other persons with potential health hazards related to communicable disease)	Z20, Z22-Z29
293	피임관리(Contraceptive management)	Z30
294	출산 전 선별검사 및 기타 임신의 관리(Antenatal screening and other supervision of pregnancy)	Z34-Z36

구 분 Classification	질 병 명 Disease	질 병 코 드 I,C,D
295	출산장소에 따른 출생영아(Liveborn infants according to place of birth)	Z38
296	분만 후 간호 및 검사(Postpartum care and examination)	Z39
297	특수처치 및 건강보호를 위하여 보건서비스와 접하고 있는 사람 (Persons encountering health services for specific procedures and health care)	Z40-Z54
298	기타 이유로 보건서비스와 접하고 있는 사람 (encountering health services for other reasons)	Z31-Z33,Z37,Z55-Z99

제VI-1표

22대 분류별 급여현황

Table VI-1

Benefits by Classification of 22 Disease Categories

(단위 : 명, 일, 천원)

Unit : Person, Day, KRW 1,000

구 분 Division		진료실인원 Patients	내원일수 Visits	급여일수 Reimbursed Days	진료비 (천원) Medical Expense (1,000won)	급여비 (천원) Benefit (1,000won)
계 Total		47,928,961	945,401,256	8,904,345,079	75,083,107,915	56,574,323,780
		입원(I.P)	7,336,921	142,967,025	215,832,987	23,334,180,519
		외래(O.P)	47,732,400	802,434,231	8,688,512,092	33,240,143,261
1. 특정감염성 및 기생충성 질환 (A00 - B99)		계(T) 입원(I.P) 외래(O.P)	11,740,749 557,013 11,528,758	30,784,744 3,624,452 27,160,292	210,225,563 6,494,318 203,731,245	2,401,196,030 767,295,794 1,633,900,237
2. 신생물 (C00 - D48)		계(T) 입원(I.P) 외래(O.P)	3,651,853 633,381 3,585,638	30,669,308 14,060,081 16,609,227	303,304,770 24,811,348 278,493,422	8,323,360,597 4,849,349,516 3,474,011,081
3. 혈액 및 조혈기관의 질환과 면역기전을 침범한 특정 장애(D50 - D89)		계(T) 입원(I.P) 외래(O.P)	599,806 26,864 588,790	1,643,595 248,463 1,395,132	26,727,792 506,448 26,221,344	415,610,860 100,793,042 314,817,818
4. 내분비, 영양 및 대사질환 (E00 - E90)		계(T) 입원(I.P) 외래(O.P)	6,699,829 151,859 6,662,503	37,734,784 2,531,268 35,203,516	1,177,937,892 4,517,541 1,173,420,351	3,650,097,286 385,445,539 3,264,651,747
5. 정신 및 행동장애 (F00 - F99)		계(T) 입원(I.P) 외래(O.P)	3,021,012 233,945 2,893,859	51,501,718 32,010,762 19,490,956	451,484,182 33,667,092 417,817,090	3,911,501,088 2,517,846,220 1,393,654,868
6. 신경계의 질환 (G00 - G99)		계(T) 입원(I.P) 외래(O.P)	3,281,661 294,143 3,158,764	27,254,319 15,933,322 11,320,997	257,567,264 18,721,345 238,845,919	2,884,581,631 1,938,810,703 945,770,928
7. 눈 및 눈부속기의 질환 (H00 - H59)		계(T) 입원(I.P) 외래(O.P)	14,821,744 435,606 14,810,394	39,243,073 823,982 38,419,091	198,162,926 1,570,285 196,592,641	2,787,862,024 656,752,211 2,131,109,813
8. 귀 및 유양돌기의 질환 (H60 - H95)		계(T) 입원(I.P) 외래(O.P)	5,727,878 135,407 5,693,043	18,683,657 577,892 18,105,765	95,292,572 1,480,786 93,811,786	803,395,998 152,214,018 651,181,980
9. 순환기계의 질환 (I00 - I99)		계(T) 입원(I.P) 외래(O.P)	9,182,517 737,948 9,064,321	76,775,168 18,050,691 58,724,477	2,201,750,923 25,904,463 2,175,846,460	9,443,607,018 4,345,468,011 5,098,139,006
10. 호흡기계의 질환 (J00 - J99)		계(T) 입원(I.P) 외래(O.P)	32,288,227 1,078,079 32,186,945	184,502,683 9,497,017 175,005,666	889,941,303 16,106,456 873,834,847	7,311,658,876 2,007,167,093 5,304,491,784
11. 소화기계의 질환 (K00 - K93)		계(T) 입원(I.P) 외래(O.P)	29,759,474 697,530 29,683,203	115,831,653 4,740,745 111,090,908	584,676,694 9,955,126 574,721,568	8,506,299,618 1,734,915,716 6,771,383,901
12. 피부 및 피하조직의 질환 (L00 - L99)		계(T) 입원(I.P) 외래(O.P)	14,412,627 89,812 14,390,686	42,007,687 1,083,814 40,923,873	232,598,364 1,667,146 230,931,218	1,538,843,070 159,145,377 1,379,697,693
13. 근골격계 및 결합조직의 질환 (M00 - M99)		계(T) 입원(I.P) 외래(O.P)	17,310,119 1,056,996 17,231,203	142,229,931 12,923,374 129,306,557	903,998,743 25,721,240 878,277,503	8,137,587,433 2,599,628,086 5,537,959,348
14. 비호생식기계의 질환 (N00 - N99)		계(T) 입원(I.P) 외래(O.P)	9,497,159 449,784 9,428,571	42,304,563 4,501,843 37,802,720	519,142,265 7,848,278 511,293,987	4,616,759,405 1,208,062,707 3,408,696,698
15. 임신, 출산 및 산욕 (O00 - O99)		계(T) 입원(I.P) 외래(O.P)	486,453 346,894 345,558	3,071,126 2,004,629 1,066,497	6,452,936 3,142,002 3,310,934	749,037,172 668,153,780 80,883,392
16. 주산기에 기원한 특정병태 (P00 - P96)		계(T) 입원(I.P) 외래(O.P)	151,925 46,264 134,765	868,353 553,825 314,528	1,387,982 690,091 697,891	354,460,439 338,372,701 16,087,738
17. 선천성기형, 변형 및 염색체 이상 (Q00 - Q99)		계(T) 입원(I.P) 외래(O.P)	325,079 36,896 320,112	1,238,039 317,327 920,712	11,382,033 634,344 10,747,689	302,397,202 222,690,623 79,706,579
18. 달리 분류되지 않은 증상, 징후와 임상 및 검사상의 이상 소견(R00 - R99)		계(T) 입원(I.P) 외래(O.P)	8,779,288 539,270 8,540,936	19,398,970 2,027,615 17,371,355	173,036,767 4,204,363 168,832,404	1,607,715,481 477,732,240 1,129,983,241
19. 손상, 중독 및 외인에 의한 특정 기타 결과(S00 - T98)		계(T) 입원(I.P) 외래(O.P)	14,551,730 1,084,887 14,367,768	65,131,523 14,676,188 50,455,335	198,414,615 23,415,090 174,999,525	4,765,924,390 2,736,510,649 2,029,413,741
21. 건강상태 및 보건서비스 접촉에 영향을 주는 요인(Z00 - Z99)		계(T) 입원(I.P) 외래(O.P)	4,283,277 396,408 3,962,758	14,297,906 2,739,038 11,558,868	59,959,760 4,725,352 55,234,408	1,768,748,530 636,669,305 1,132,079,226
22. 특수목적코드(U00 - U99)		계(T) 입원(I.P) 외래(O.P)	534 141 423	8,029 3,191 4,838	89,850 4,256 85,594	2,752,058 856,153 1,895,905
기타 (Others)		계(T) 입원(I.P) 외래(O.P)	36,348 1,954 35,306	220,427 37,506 182,921	400,809,883 45,617 400,764,266	799,711,707 6,974,790 792,736,917

주1) 수진기준

(한의분류 제외, 급여일수, 진료비와 급여비는 약국포함)

주2) 진료실인원 계는 중복제거값임

Note : Based on the Treatment Month

(excluding herbal medicine, including pharmacy in Treatment Days, Treatment Amount and Benefit Amount)

구 분 Division		총 계 G.T					0세	
		진료실인원 Patients	내원일수 Visits	급여일수 Reimbursed Days	진료비 Medical Expense	급여비 Benefit	진료실인원 Patients	내원일수 Visits
총계	계 T	47,928,961	945,401,256	8,904,345,079	75,083,107,915	56,574,323,780	329,246	5,690,910
Total	입원 I.P	7,336,921	142,967,025	215,832,987	28,510,854,274	23,334,180,519	321,075	2,257,454
	외래 O.P	47,732,400	802,434,231	8,688,512,092	46,572,253,640	33,240,143,261	297,622	3,433,456
001	계 S.T	57	125	153,366	327,466	234,949	1	1
	입원 I.P	11	75	111	15,453	12,498	-	-
	외래 O.P	47	50	153,255	312,012	222,451	1	1
002	계 S.T	262	2,419	5,827	672,499	545,261	-	-
	입원 I.P	176	2,085	3,027	652,526	535,302	-	-
	외래 O.P	168	334	2,800	19,974	9,959	-	-
003	계 S.T	206	987	2,717	207,783	171,530	2	2
	입원 I.P	87	763	1,150	197,647	165,588	-	-
	외래 O.P	147	224	1,567	10,135	5,942	2	2
004	계 S.T	4,949	9,381	50,217	666,702	506,362	9	11
	입원 I.P	184	1,524	2,700	384,876	308,874	-	-
	외래 O.P	4,813	7,857	47,517	281,825	197,488	9	11
005	계 S.T	4,625,172	8,416,776	34,724,169	501,746,595	363,944,338	68,205	159,143
	입원 I.P	327,009	1,332,152	2,805,082	242,429,892	193,150,043	3,856	14,063
	외래 O.P	4,447,985	7,084,624	31,919,087	259,316,703	170,794,295	66,974	145,080
006	계 S.T	1,160,240	1,932,130	7,590,891	119,584,057	92,153,505	11,476	25,142
	입원 I.P	62,938	352,725	647,238	69,658,138	57,251,742	1,545	7,451
	외래 O.P	1,115,171	1,579,405	6,943,653	49,925,919	34,901,763	10,591	17,691
007	계 S.T	51,956	688,411	5,698,403	140,864,513	134,901,503	1	2
	입원 I.P	15,686	397,417	581,446	106,766,087	102,396,408	-	-
	외래 O.P	48,442	290,994	5,116,957	34,098,426	32,505,095	1	2
008	계 S.T	9,212	117,365	1,089,839	23,038,309	21,357,274	6	8
	입원 I.P	2,252	64,243	93,584	18,081,650	16,863,862	-	-
	외래 O.P	8,585	53,122	996,255	4,956,659	4,493,412	6	8
009	계 S.T	10	14	278	874	558	-	-
	입원 I.P	-	-	-	-	-	-	-
	외래 O.P	10	14	278	874	558	-	-
010	계 S.T	8	62	686	8,461	5,560	-	-
	입원 I.P	2	31	62	6,257	4,467	-	-
	외래 O.P	8	31	624	2,205	1,094	-	-
011	계 S.T	133	307	3,220	19,060	13,769	1	1
	입원 I.P	5	108	158	12,382	9,391	-	-
	외래 O.P	129	199	3,062	6,678	4,378	1	1
012	계 S.T	2	2	26	108	74	-	-
	입원 I.P	-	-	-	-	-	-	-
	외래 O.P	2	2	26	108	74	-	-
013	계 S.T	394	1,703	4,762	777,713	605,200	-	-
	입원 I.P	35	1,210	1,540	751,881	589,972	-	-
	외래 O.P	379	493	3,222	25,831	15,228	-	-
014	계 S.T	-	-	-	-	-	-	-
	입원 I.P	-	-	-	-	-	-	-
	외래 O.P	-	-	-	-	-	-	-
015	계 S.T	947	3,881	12,019	680,132	599,062	59	505
	입원 I.P	337	2,752	4,407	629,795	567,812	43	402
	외래 O.P	738	1,129	7,612	50,337	31,250	47	103
016	계 S.T	40	128	1,002	30,425	22,390	1	1
	입원 I.P	8	73	122	26,107	19,713	-	-
	외래 O.P	37	55	880	4,318	2,677	1	1
017	계 S.T	43,048	593,282	847,322	144,495,828	116,676,475	4,022	15,827
	입원 I.P	32,970	572,426	656,765	142,882,274	115,633,162	2,529	12,451
	외래 O.P	12,728	20,856	190,557	1,613,555	1,043,314	2,479	3,376
018	계 S.T	189,993	494,015	3,397,817	45,922,424	32,582,624	1,054	3,441
	입원 I.P	9,269	85,895	144,413	21,532,591	17,370,769	293	1,553
	외래 O.P	185,195	408,120	3,253,404	24,389,833	15,211,855	852	1,888
019	계 S.T	185	775	1,579	304,384	295,880	49	467
	입원 I.P	28	429	461	290,248	288,643	26	401
	외래 O.P	168	346	1,118	14,136	7,237	33	66
020	계 S.T	5,649	13,105	42,139	908,928	580,789	1	1
	입원 I.P	238	654	1,572	130,915	99,313	-	-
	외래 O.P	5,597	12,451	40,567	778,013	481,476	1	1

주1) 수진기준 (한의분류 제외, 급여일수, 진료비와 급여비는 약국포함)

주2) 진료실인원 계는 중복제거값임

연령별 급여현황(총계)

Disease Categories by Age(Total)

(단위 : 명, 일, 천원)

Unit : Person, Day, KRW 1,000

0Age			1 ~ 4세				
급여일수 Reimbursed Days	진료비 Medical Expense	급여비 Benefit	진료실인원 Patients	내원일수 Visits	급여일수 Reimbursed Days	진료비 Medical Expense	급여비 Benefit
14,710,893	656,084,346	621,356,391	1,636,424	55,195,655	225,444,195	2,038,278,588	1,656,137,858
2,739,055	560,357,234	549,449,803	416,655	3,031,475	5,758,322	566,588,666	521,543,382
11,971,838	95,727,112	71,906,587	1,636,140	52,164,180	219,685,873	1,471,689,922	1,134,594,476
77	179	145	2	4	1,018	3,265	2,697
-	-	-	1	3	3	598	558
77	179	145	1	1	1,015	2,667	2,139
-	-	-	6	52	89	11,840	10,614
-	-	-	4	43	63	11,375	10,345
-	-	-	3	9	26	465	269
11	58	34	13	45	138	6,320	5,752
-	-	-	5	32	49	5,865	5,411
11	58	34	9	13	89	455	341
60	331	267	408	1,049	5,292	31,091	24,998
-	-	-	5	24	42	3,622	3,309
60	331	267	404	1,025	5,250	27,469	21,689
640,015	6,504,882	5,436,573	607,747	1,439,117	5,811,130	57,261,232	46,528,799
28,019	2,761,299	2,597,959	41,555	140,837	295,937	20,475,514	18,738,903
611,996	3,743,582	2,838,614	594,704	1,298,280	5,515,193	36,785,718	27,789,896
83,704	2,624,420	2,434,697	113,249	226,745	790,232	13,729,869	11,885,895
13,003	2,168,610	2,091,918	12,865	55,762	105,181	9,163,991	8,409,368
70,701	455,810	342,778	104,919	170,983	685,051	4,565,878	3,476,527
34	48	36	24	78	1,068	15,912	15,408
-	-	-	4	26	79	13,374	13,090
34	48	36	23	52	989	2,538	2,318
8	223	142	31	215	2,483	53,749	49,839
-	-	-	6	92	217	45,225	42,165
8	223	142	30	123	2,266	8,525	7,674
-	-	-	-	-	8	18	15
-	-	-	-	-	-	-	-
-	-	-	-	-	8	18	15
-	-	-	-	-	-	-	-
-	-	-	-	-	-	-	-
-	-	-	-	-	-	-	-
5	20	16	1	1	8	26	20
-	-	-	-	-	-	-	-
5	20	16	1	1	8	26	20
-	-	-	-	-	-	-	-
-	-	-	-	-	-	-	-
-	-	-	-	-	-	-	-
-	-	-	1	1	7	73	59
-	-	-	-	-	-	-	-
-	-	-	1	1	7	73	59
-	-	-	-	-	-	-	-
-	-	-	-	-	-	-	-
-	-	-	-	-	-	-	-
1,218	120,027	112,956	95	366	1,040	55,542	50,287
622	116,485	110,518	34	240	386	50,892	47,104
596	3,541	2,437	78	126	654	4,650	3,183
4	8	6	4	16	20	580	203
-	-	-	-	-	-	-	-
4	8	6	4	16	20	580	203
31,956	4,012,937	3,773,164	3,444	8,332	27,411	1,192,320	1,083,813
21,891	3,873,923	3,689,369	665	3,900	7,141	1,007,021	945,163
10,065	139,014	83,795	2,970	4,432	20,270	185,299	138,649
9,402	333,377	298,506	18,780	63,977	232,959	3,200,641	2,718,449
2,637	284,234	261,158	2,835	13,910	24,647	1,796,787	1,634,337
6,765	49,143	37,348	17,341	50,067	208,312	1,403,854	1,084,113
625	282,326	279,406	24	67	121	12,002	11,289
430	279,718	278,142	2	28	31	10,530	10,501
195	2,609	1,263	23	39	90	1,471	789
1	12	10	2	2	4	45	33
-	-	-	-	-	-	-	-
1	12	10	2	2	4	45	33

Note : Based on the Treatment Month (excluding herbal medicine,including pharmacy in Treatment Days Treatment Amount and Benefit Amount)

구 분 Division		5 ~ 9세					10세 ~	
		진료실인원 Patients	내원일수 Visits	급여일수 Reimbursed Days	진료비 Medical Expense	급여비 Benefit	진료실인원 Patients	내원일수 Visits
총계	계 T	2,254,328	44,141,744	170,627,631	1,733,341,751	1,292,534,860	2,175,679	24,758,467
	입원 I.P	230,763	1,360,771	2,614,201	290,372,076	265,764,842	139,142	883,128
Total	외래 O.P	2,254,141	42,780,973	168,013,430	1,442,969,674	1,026,770,018	2,175,140	23,875,339
001	계 S.T	6	6	495	1,825	1,297	2	2
	입원 I.P	-	-	-	-	-	-	-
	외래 O.P	6	6	495	1,825	1,297	2	2
002	계 S.T	13	91	129	17,258	15,661	14	106
	입원 I.P	7	66	89	16,667	15,416	9	91
	외래 O.P	9	25	40	591	245	10	15
003	계 S.T	31	124	326	17,606	15,641	22	92
	입원 I.P	10	72	112	15,819	14,662	9	56
	외래 O.P	26	52	214	1,787	979	16	36
004	계 S.T	339	771	3,918	29,587	23,277	161	263
	입원 I.P	8	48	76	8,338	7,543	5	30
	외래 O.P	331	723	3,842	21,249	15,735	159	233
005	계 S.T	537,168	1,006,711	3,781,708	41,869,372	32,206,715	331,599	573,021
	입원 I.P	29,647	105,595	207,308	15,352,794	13,994,511	19,534	79,136
	외래 O.P	524,872	901,116	3,574,400	26,516,578	18,212,203	322,222	493,885
006	계 S.T	100,675	169,796	586,074	8,938,602	7,396,739	72,148	115,050
	입원 I.P	7,889	32,878	60,238	5,270,958	4,818,620	4,143	18,300
	외래 O.P	95,320	136,918	525,836	3,667,644	2,578,119	69,308	96,750
007	계 S.T	39	180	1,623	38,419	35,730	78	366
	입원 I.P	5	63	145	31,943	30,234	15	150
	외래 O.P	38	117	1,478	6,476	5,496	70	216
008	계 S.T	18	244	1,813	37,937	35,979	27	174
	입원 I.P	6	115	279	29,370	28,440	6	43
	외래 O.P	18	129	1,534	8,567	7,538	25	131
009	계 S.T	1	1	5	51	41	1	1
	입원 I.P	-	-	-	-	-	-	-
	외래 O.P	1	1	5	51	41	1	1
010	계 S.T	-	-	-	-	-	-	-
	입원 I.P	-	-	-	-	-	-	-
	외래 O.P	-	-	-	-	-	-	-
011	계 S.T	-	-	-	-	-	-	-
	입원 I.P	-	-	-	-	-	-	-
	외래 O.P	-	-	-	-	-	-	-
012	계 S.T	-	-	-	-	-	-	-
	입원 I.P	-	-	-	-	-	-	-
	외래 O.P	-	-	-	-	-	-	-
013	계 S.T	5	5	13	212	155	6	6
	입원 I.P	-	-	-	-	-	1	1
	외래 O.P	5	5	13	212	155	5	5
014	계 S.T	-	-	-	-	-	-	-
	입원 I.P	-	-	-	-	-	-	-
	외래 O.P	-	-	-	-	-	-	-
015	계 S.T	309	1,231	3,724	174,820	155,795	216	960
	입원 I.P	114	851	1,410	158,561	145,468	92	713
	외래 O.P	231	380	2,314	16,258	10,327	152	247
016	계 S.T	4	20	32	4,275	3,944	2	2
	입원 I.P	2	16	26	4,202	3,907	-	-
	외래 O.P	4	4	6	73	37	2	2
017	계 S.T	898	2,128	6,113	443,634	399,077	343	832
	입원 I.P	91	1,021	1,443	379,136	350,981	50	449
	외래 O.P	829	1,107	4,670	64,498	48,096	308	383
018	계 S.T	18,321	48,378	191,738	2,508,661	2,039,128	5,121	10,954
	입원 I.P	1,818	8,836	16,360	1,273,534	1,158,058	389	2,022
	외래 O.P	17,264	39,542	175,378	1,235,127	881,070	4,876	8,932
019	계 S.T	4	11	67	858	372	1	1
	입원 I.P	-	-	-	-	-	-	-
	외래 O.P	4	11	67	858	372	1	1
020	계 S.T	4	13	19	1,957	1,631	3	7
	입원 I.P	3	7	12	1,647	1,447	1	2
	외래 O.P	4	6	7	310	184	3	5

주 : 수진기준 (한의분류 제외, 급여일수, 진료비와 급여비는 약국포함)

연령별 급여현황(총계) <계속>

Disease Categories by Age(Total) <Cont'd>

(단위 : 명, 일, 천원)

Unit : Person, Day, KRW 1,000

14세			15 ~ 19세				
급여일수 Reimbursed Days	진료비 Medical Expense	급여비 Benefit	진료실인원 Patients	내원일수 Visits	급여일수 Reimbursed Days	진료비 Medical Expense	급여비 Benefit
96,325,713	1,111,139,600	806,949,073	2,503,383	23,445,032	103,033,208	1,222,987,200	886,632,744
1,670,487	216,496,687	197,191,631	178,714	1,299,408	2,479,666	331,499,235	270,760,533
94,655,226	894,642,912	609,757,442	2,501,921	22,145,624	100,553,542	891,487,966	615,872,211
522	1,464	1,026	1	1	1,291	2,991	2,098
-	-	-	-	-	-	-	-
522	1,464	1,026	1	1	1,291	2,991	2,098
166	26,759	24,752	14	154	213	43,631	36,325
123	26,203	24,449	6	133	145	42,811	35,912
43	556	304	11	21	68	820	413
261	16,088	14,257	18	100	149	22,789	19,462
110	14,655	13,479	8	84	104	22,394	19,259
151	1,432	779	12	16	45	394	203
1,221	10,405	8,092	303	501	1,798	30,354	22,848
56	3,960	3,613	17	112	191	19,565	15,343
1,165	6,445	4,480	289	389	1,607	10,790	7,505
1,986,508	26,806,513	20,356,172	346,644	605,555	1,938,859	31,333,385	22,325,702
148,272	11,716,545	10,651,070	21,958	87,380	175,438	14,590,218	11,639,752
1,838,236	15,089,968	9,705,102	335,541	518,175	1,763,421	16,743,167	10,685,949
392,455	5,582,843	4,493,965	91,069	141,360	449,535	6,128,422	4,532,087
33,177	2,996,870	2,735,974	3,524	15,640	29,952	2,754,508	2,217,585
359,278	2,585,972	1,757,990	88,555	125,720	419,583	3,373,914	2,314,502
3,291	83,998	78,621	731	6,436	78,800	1,014,636	980,379
261	67,067	64,450	153	1,614	3,511	568,599	552,185
3,030	16,931	14,171	725	4,822	75,289	446,037	428,194
2,004	20,340	19,165	108	803	10,334	139,082	127,295
148	12,681	12,061	24	272	530	93,094	86,809
1,856	7,660	7,104	105	531	9,804	45,988	40,486
4	76	40	1	2	95	64	45
-	-	-	-	-	-	-	-
4	76	40	1	2	95	64	45
-	-	-	-	-	-	-	-
-	-	-	-	-	-	-	-
-	-	-	-	-	-	-	-
-	-	-	-	-	-	-	-
-	-	-	-	-	-	-	-
-	-	-	-	-	-	-	-
-	-	-	-	-	-	-	-
-	-	-	-	-	-	-	-
22	644	423	9	13	39	1,462	1,101
8	252	239	1	5	10	1,120	876
14	392	184	8	8	29	342	225
-	-	-	-	-	-	-	-
-	-	-	-	-	-	-	-
-	-	-	-	-	-	-	-
2,476	174,184	156,928	30	111	423	17,246	13,717
1,103	163,049	150,262	8	69	93	13,917	12,010
1,373	11,135	6,666	24	42	330	3,328	1,707
4	41	29	3	11	21	2,383	1,803
-	-	-	1	8	15	2,225	1,685
4	41	29	3	3	6	158	118
2,921	217,331	197,971	253	958	2,222	323,644	275,669
838	196,355	183,636	49	662	926	307,774	265,586
2,083	20,976	14,336	214	296	1,296	15,871	10,083
40,847	649,903	525,552	4,023	7,271	31,452	419,430	307,470
3,587	370,781	338,486	122	734	1,306	159,408	130,545
37,260	279,122	187,066	3,937	6,537	30,146	260,022	176,924
1	139	41	2	11	11	337	243
-	-	-	-	-	-	-	-
1	139	41	2	11	11	337	243
10	725	532	145	355	967	22,040	14,090
5	418	378	8	12	45	2,896	2,330
5	308	154	143	343	922	19,144	11,760

Note : Based on the Treatment Month (excluding herbal medicine,including pharmacy in Treatment Days Treatment Amount and Benefit Amount)

구 분 Division		20 ~ 24세					25세 ~	
		진료실인원 Patients	내원일수 Visits	급여일수 Reimbursed Days	진료비 Medical Expense	급여비 Benefit	진료실인원 Patients	내원일수 Visits
총계	계 T	2,996,180	26,081,952	125,612,975	1,591,327,145	1,136,410,672	3,170,180	31,420,453
Total	입원 I.P	246,309	1,787,236	3,423,529	448,922,281	355,335,791	308,381	2,207,018
	외래 O.P	2,993,291	24,294,716	122,189,446	1,142,404,864	781,074,880	3,167,421	29,213,435
001	계 S.T	4	4	1,549	4,703	3,234	4	7
	입원 I.P	-	-	-	-	-	1	4
	외래 O.P	4	4	1,549	4,703	3,234	3	3
002	계 S.T	25	209	398	62,032	50,109	29	268
	입원 I.P	17	180	302	60,565	49,498	23	242
	외래 O.P	16	29	96	1,467	611	16	26
003	계 S.T	14	93	229	21,637	17,765	10	76
	입원 I.P	7	83	118	20,977	17,390	6	68
	외래 O.P	8	10	111	660	375	6	8
004	계 S.T	372	512	1,993	32,291	23,311	400	551
	입원 I.P	15	86	147	19,223	14,452	13	68
	외래 O.P	360	426	1,846	13,068	8,858	388	483
005	계 S.T	288,728	435,825	1,467,288	28,870,908	19,573,442	319,538	469,305
	입원 I.P	21,315	70,070	154,969	13,807,679	10,438,256	20,990	61,799
	외래 O.P	276,301	365,755	1,312,319	15,063,228	9,135,187	307,001	407,506
006	계 S.T	81,673	110,352	375,881	5,468,549	3,878,256	91,371	120,730
	입원 I.P	3,020	11,847	24,801	2,329,448	1,774,710	2,997	10,439
	외래 O.P	79,379	98,505	351,080	3,139,100	2,103,546	89,055	110,291
007	계 S.T	1,449	12,516	145,306	2,301,907	2,214,949	2,294	21,121
	입원 I.P	285	3,947	6,794	1,442,257	1,392,364	458	6,114
	외래 O.P	1,428	8,569	138,512	859,650	822,584	2,257	15,007
008	계 S.T	283	3,059	34,579	466,626	438,054	532	5,038
	입원 I.P	64	841	1,569	291,796	272,302	96	1,559
	외래 O.P	278	2,218	33,010	174,830	165,752	515	3,479
009	계 S.T	1	1	1	89	62	2	3
	입원 I.P	-	-	-	-	-	-	-
	외래 O.P	1	1	1	89	62	2	3
010	계 S.T	-	-	-	-	-	2	2
	입원 I.P	-	-	-	-	-	-	-
	외래 O.P	-	-	-	-	-	2	2
011	계 S.T	4	4	16	142	83	-	-
	입원 I.P	-	-	-	-	-	-	-
	외래 O.P	4	4	16	142	83	-	-
012	계 S.T	-	-	-	-	-	-	-
	입원 I.P	-	-	-	-	-	-	-
	외래 O.P	-	-	-	-	-	-	-
013	계 S.T	19	23	39	1,034	707	38	52
	입원 I.P	1	1	1	351	254	1	9
	외래 O.P	18	22	38	683	453	38	43
014	계 S.T	-	-	-	-	-	-	-
	입원 I.P	-	-	-	-	-	-	-
	외래 O.P	-	-	-	-	-	-	-
015	계 S.T	6	11	44	1,912	1,442	18	31
	입원 I.P	1	6	9	1,630	1,280	1	14
	외래 O.P	5	5	35	281	162	17	17
016	계 S.T	1	9	9	4,473	3,171	7	39
	입원 I.P	1	9	9	4,473	3,171	2	31
	외래 O.P	-	-	-	-	-	6	8
017	계 S.T	251	955	2,076	388,253	301,887	320	1,423
	입원 I.P	54	678	872	373,777	292,187	70	1,069
	외래 O.P	211	277	1,204	14,476	9,700	266	354
018	계 S.T	12,303	20,335	94,652	1,085,348	745,207	18,446	30,517
	입원 I.P	58	416	777	106,895	83,505	74	553
	외래 O.P	12,260	19,919	93,875	978,453	661,702	18,388	29,964
019	계 S.T	8	14	36	590	280	8	23
	입원 I.P	-	-	-	-	-	-	-
	외래 O.P	8	14	36	590	280	8	23
020	계 S.T	925	2,284	6,797	159,438	101,373	1,208	2,745
	입원 I.P	45	140	338	26,184	19,880	51	112
	외래 O.P	914	2,144	6,459	133,255	81,494	1,200	2,633

주 : 수진기준 (한의분류 제외, 급여일수, 진료비와 급여비는 약국포함)

연령별 급여현황(총계) <계속>

Disease Categories by Age(Total) <Cont'd>

(단위 : 명, 일, 천원)

Unit : Person, Day, KRW 1,000

29세			30 ~ 34세				
급여일수 Reimbursed Days	진료비 Medical Expense	급여비 Benefit	진료실인원 Patients	내원일수 Visits	급여일수 Reimbursed Days	진료비 Medical Expense	급여비 Benefit
157,148,251	2,021,990,081	1,477,064,324	3,006,087	35,033,935	189,525,010	2,480,470,338	1,856,675,756
4,048,035	569,475,836	466,086,262	397,563	2,831,744	5,113,734	772,655,838	652,546,336
153,100,216	1,452,514,245	1,010,978,062	3,003,519	32,202,191	184,411,276	1,707,814,500	1,204,129,420
1,832	6,938	4,973	3	16	1,588	7,387	5,414
11	737	619	2	13	18	2,197	1,748
1,821	6,201	4,354	2	3	1,570	5,190	3,666
516	72,494	58,431	21	197	344	50,135	40,148
349	70,939	57,695	11	159	224	48,504	39,376
167	1,555	736	18	38	120	1,631	772
120	17,776	14,665	13	57	110	11,155	9,227
84	17,499	14,497	4	43	48	10,714	8,983
36	278	168	9	14	62	441	243
2,310	30,156	21,475	297	450	2,288	29,486	21,678
150	14,251	10,793	9	47	85	16,167	12,621
2,160	15,905	10,682	291	403	2,203	13,319	9,057
1,669,765	29,591,233	19,865,348	272,018	393,581	1,486,663	23,890,381	15,983,288
142,757	12,618,057	9,533,388	15,959	45,286	105,782	9,170,207	6,934,061
1,527,008	16,973,176	10,331,960	262,147	348,295	1,380,881	14,720,173	9,049,228
432,043	5,717,586	4,023,350	73,712	98,128	372,165	4,731,895	3,343,100
22,824	2,071,774	1,576,887	2,388	8,294	17,911	1,672,241	1,284,298
409,219	3,645,812	2,446,463	71,888	89,834	354,254	3,059,654	2,058,802
247,782	3,884,024	3,755,181	2,074	21,061	223,959	4,026,293	3,889,305
11,226	2,105,520	2,037,901	440	7,102	12,069	2,437,557	2,361,046
236,556	1,778,504	1,717,280	2,043	13,959	211,890	1,588,736	1,528,258
59,508	889,801	830,355	554	5,169	63,279	1,042,836	973,200
2,694	584,745	551,952	103	1,574	2,747	732,905	689,504
56,814	305,055	278,403	537	3,595	60,532	309,931	283,696
16	68	48	1	2	76	149	84
-	-	-	-	-	-	-	-
16	68	48	1	2	76	149	84
2	43	22	-	-	-	-	-
-	-	-	-	-	-	-	-
2	43	22	-	-	-	-	-
-	-	-	3	4	12	122	92
-	-	-	-	-	-	-	-
-	-	-	3	4	12	122	92
-	-	-	-	-	3	14	10
-	-	-	-	-	-	-	-
-	-	-	-	-	3	14	10
269	5,093	3,420	36	44	106	3,570	2,507
15	2,989	2,155	1	6	11	1,707	1,343
254	2,105	1,264	36	38	95	1,862	1,164
-	-	-	-	-	-	-	-
-	-	-	-	-	-	-	-
-	-	-	-	-	-	-	-
129	2,086	1,602	23	42	253	3,481	2,426
20	1,642	1,329	1	18	25	2,313	1,770
109	444	273	22	24	228	1,169	656
83	10,818	7,264	4	10	27	3,785	3,016
52	10,502	7,112	1	5	12	3,414	2,817
31	316	152	4	5	15	372	199
3,221	594,011	487,231	340	1,247	2,806	323,347	260,554
1,351	569,844	471,448	70	863	1,148	298,801	243,474
1,870	24,167	15,784	283	384	1,658	24,546	17,080
137,546	1,633,454	1,127,474	16,563	27,251	123,826	1,598,962	1,121,172
1,003	133,278	107,557	87	832	1,432	242,555	202,793
136,543	1,500,176	1,019,917	16,499	26,419	122,394	1,356,407	918,379
63	683	322	9	17	24	658	333
-	-	-	-	-	-	-	-
63	683	322	9	17	24	658	333
7,654	199,001	127,059	892	1,964	5,651	139,037	89,065
261	24,514	18,769	27	71	188	16,751	12,772
7,393	174,487	108,290	891	1,893	5,463	122,285	76,293

Note : Based on the Treatment Month (excluding herbal medicine,including pharmacy in Treatment Days Treatment Amount and Benefit Amount)

구 분 Division			35 ~ 39세					40세 ~	
			진료실인원 Patients	내원일수 Visits	급여일수 Reimbursed Days	진료비 Medical Expense	급여비 Benefit	진료실인원 Patients	내원일수 Visits
총계	계	T	3,744,401	45,935,357	300,706,174	3,284,272,015	2,428,593,188	3,537,830	45,509,634
Total	입원	I.P	449,403	3,620,992	6,726,619	981,988,035	814,013,060	379,743	3,687,516
	외래	O.P	3,741,032	42,314,365	293,979,555	2,302,283,980	1,614,580,128	3,534,161	41,822,118
001	계	S.T	6	24	3,279	11,461	8,703	1	1
	입원	I.P	2	20	20	4,104	3,508	-	-
	외래	O.P	4	4	3,259	7,357	5,195	1	1
002	계	S.T	13	78	169	22,140	17,119	9	75
	입원	I.P	7	65	116	21,280	16,714	6	57
	외래	O.P	9	13	53	861	405	5	18
003	계	S.T	9	40	87	6,280	5,084	8	42
	입원	I.P	4	31	44	5,938	4,884	6	35
	외래	O.P	8	9	43	343	199	4	7
004	계	S.T	302	474	2,888	23,408	16,580	231	484
	입원	I.P	8	35	80	7,903	6,063	6	125
	외래	O.P	296	439	2,808	15,505	10,517	228	359
005	계	S.T	294,983	436,327	1,738,985	26,531,568	17,910,794	232,779	356,341
	입원	I.P	16,497	51,772	119,076	10,414,322	7,880,692	13,382	46,479
	외래	O.P	284,799	384,555	1,619,909	16,117,246	10,030,102	224,347	309,862
006	계	S.T	77,121	105,312	424,782	5,156,939	3,636,851	61,377	86,677
	입원	I.P	2,478	9,364	20,443	1,839,752	1,405,084	1,956	7,841
	외래	O.P	75,144	95,948	404,339	3,317,187	2,231,767	59,855	78,836
007	계	S.T	2,481	26,791	268,695	4,960,167	4,785,848	2,585	27,479
	입원	I.P	535	10,005	15,754	2,975,322	2,870,594	531	11,074
	외래	O.P	2,432	16,786	252,941	1,984,845	1,915,254	2,509	16,405
008	계	S.T	626	6,494	70,910	1,079,916	1,001,665	660	6,188
	입원	I.P	114	2,259	3,686	699,289	651,867	110	2,079
	외래	O.P	612	4,235	67,224	380,626	349,798	644	4,109
009	계	S.T	-	-	-	-	-	-	-
	입원	I.P	-	-	-	-	-	-	-
	외래	O.P	-	-	-	-	-	-	-
010	계	S.T	2	9	102	752	335	-	-
	입원	I.P	-	-	-	-	-	-	-
	외래	O.P	2	9	102	752	335	-	-
011	계	S.T	4	4	107	95	67	1	2
	입원	I.P	-	-	-	-	-	-	-
	외래	O.P	4	4	107	95	67	1	2
012	계	S.T	-	-	14	19	13	-	-
	입원	I.P	-	-	-	-	-	-	-
	외래	O.P	-	-	14	19	13	-	-
013	계	S.T	39	51	112	3,684	2,661	28	29
	입원	I.P	1	5	10	1,815	1,439	-	-
	외래	O.P	39	46	102	1,869	1,222	28	29
014	계	S.T	-	-	-	-	-	-	-
	입원	I.P	-	-	-	-	-	-	-
	외래	O.P	-	-	-	-	-	-	-
015	계	S.T	35	44	523	2,920	1,981	31	57
	입원	I.P	1	5	8	1,092	907	3	23
	외래	O.P	35	39	515	1,829	1,075	30	34
016	계	S.T	3	3	8	44	31	4	5
	입원	I.P	-	-	-	-	-	-	-
	외래	O.P	3	3	8	44	31	4	5
017	계	S.T	492	2,688	5,715	743,783	581,412	460	4,305
	입원	I.P	116	2,054	2,423	703,005	555,823	174	3,767
	외래	O.P	395	634	3,292	40,778	25,590	311	538
018	계	S.T	17,576	30,237	149,180	1,900,511	1,310,785	13,930	25,214
	입원	I.P	138	1,319	2,172	379,119	292,612	104	974
	외래	O.P	17,487	28,918	147,008	1,521,392	1,018,173	13,875	24,240
019	계	S.T	11	25	27	885	444	15	27
	입원	I.P	-	-	-	-	-	-	-
	외래	O.P	11	25	27	885	444	15	27
020	계	S.T	663	1,415	4,331	113,290	74,750	426	1,037
	입원	I.P	19	66	129	15,280	11,569	22	43
	외래	O.P	659	1,349	4,202	98,011	63,181	420	994

주 : 수진기준 (한의분류 제외, 급여일수, 진료비와 급여비는 약국포함)

연령별 급여현황(총계) <계속>

Disease Categories by Age(Total) <Cont'd>

(단위 : 명, 일, 천원)

Unit : Person, Day, KRW 1,000

44세			45세 ~ 49세				
급여일수 Reimbursed Days	진료비 Medical Expense	급여비 Benefit	진료실인원 Patients	내원일수 Visits	급여일수 Reimbursed Days	진료비 Medical Expense	급여비 Benefit
377,095,819	3,329,279,698	2,440,233,485	4,094,761	58,226,625	574,311,196	4,482,160,536	3,310,175,677
6,956,179	969,960,572	787,136,559	472,401	5,311,990	9,893,046	1,393,040,046	1,134,890,093
370,139,640	2,359,319,126	1,653,096,926	4,089,680	52,914,635	564,418,150	3,089,120,490	2,175,285,585
4,013	8,607	6,121	3	10	7,463	16,562	11,759
-	-	-	1	8	18	1,756	1,336
4,013	8,607	6,121	2	2	7,445	14,807	10,423
286	20,990	16,337	16	119	404	33,165	25,554
94	19,701	15,852	9	94	148	31,638	24,822
192	1,289	485	11	25	256	1,527	732
92	9,029	7,190	5	17	92	4,625	3,619
55	8,749	7,031	2	14	17	4,405	3,472
37	280	159	3	3	75	220	147
2,101	38,691	29,942	286	506	3,634	35,298	24,983
154	23,145	19,029	11	80	152	19,147	14,679
1,947	15,546	10,913	279	426	3,482	16,152	10,305
1,529,703	22,455,100	15,299,453	233,207	365,432	1,633,055	24,288,310	16,663,057
106,383	9,271,543	7,027,011	15,094	55,572	125,910	10,990,358	8,338,535
1,423,320	13,183,558	8,272,442	223,610	309,860	1,507,145	13,297,952	8,324,522
373,083	4,299,419	3,041,179	64,175	93,980	411,228	4,741,302	3,364,354
17,189	1,588,191	1,213,372	2,162	9,645	20,168	1,840,180	1,405,283
355,894	2,711,228	1,827,807	62,437	84,335	391,060	2,901,122	1,959,072
277,168	5,154,419	4,966,856	3,547	39,927	394,707	8,014,283	7,716,620
17,259	3,164,212	3,057,549	837	18,186	28,071	5,318,112	5,130,082
259,909	1,990,207	1,909,307	3,425	21,741	366,636	2,696,171	2,586,538
73,006	1,073,512	987,806	783	6,489	86,004	1,006,277	917,625
3,528	717,784	664,795	136	1,888	3,704	595,760	545,581
69,478	355,728	323,011	761	4,601	82,300	410,517	372,044
-	-	-	1	1	31	91	82
-	-	-	-	-	-	-	-
-	-	-	1	1	31	91	82
-	-	-	-	-	-	-	-
-	-	-	-	-	-	-	-
-	-	-	-	-	-	-	-
14	138	97	1	1	1	17	12
-	-	-	-	-	-	-	-
14	138	97	1	1	1	17	12
-	-	-	-	-	-	-	-
-	-	-	-	-	-	-	-
-	-	-	-	-	-	-	-
76	1,205	786	40	56	222	4,046	2,890
-	-	-	1	13	13	2,087	1,658
76	1,205	786	39	43	209	1,958	1,232
-	-	-	-	-	-	-	-
-	-	-	-	-	-	-	-
-	-	-	-	-	-	-	-
248	5,468	4,223	27	49	247	7,993	7,291
65	4,348	3,507	2	19	31	6,604	6,479
183	1,120	716	26	30	216	1,389	811
33	164	115	3	4	111	352	240
-	-	-	-	-	-	-	-
33	164	115	3	4	111	352	240
7,564	1,572,900	1,255,664	660	6,859	12,018	2,679,774	2,183,016
4,297	1,539,382	1,234,160	339	6,239	7,463	2,634,527	2,155,247
3,267	33,519	21,504	351	620	4,555	45,247	27,770
137,635	1,642,957	1,128,792	15,163	31,478	198,851	2,487,174	1,683,525
1,691	312,493	253,715	176	2,255	4,064	750,994	584,568
135,944	1,330,463	875,077	15,087	29,223	194,787	1,736,179	1,098,957
62	1,082	530	7	14	28	654	378
-	-	-	-	-	-	-	-
62	1,082	530	7	14	28	654	378
2,994	67,937	43,909	356	809	3,142	54,580	34,358
119	9,056	7,041	11	23	61	4,269	3,233
2,875	58,881	36,869	354	786	3,081	50,311	31,125

Note : Based on the Treatment Month (excluding herbal medicine,including pharmacy in Treatment Days Treatment Amount and Benefit Amount)

구 분 Division			50 ~ 54세					55세 ~	
			진료실인원 Patients	내원일수 Visits	급여일수 Reimbursed Days	진료비 Medical Expense	급여비 Benefit	진료실인원 Patients	내원일수 Visits
총계	계 T		3,912,488	67,799,492	769,062,604	5,506,089,714	4,079,734,487	4,033,949	84,035,837
Total	입원 I.P		544,219	7,139,527	13,072,197	1,779,746,078	1,455,570,430	652,788	9,904,587
	외래 O.P		3,906,733	60,659,965	755,990,407	3,726,343,637	2,624,164,057	4,027,022	74,131,250
001	계 S.T		3	5	12,622	25,889	18,325	6	7
	입원 I.P		1	3	8	687	576	-	-
	외래 O.P		2	2	12,614	25,202	17,749	6	7
002	계 S.T		19	280	487	84,313	67,687	19	182
	입원 I.P		16	243	328	82,553	66,931	14	160
	외래 O.P		13	37	159	1,761	757	11	22
003	계 S.T		10	34	69	7,266	5,813	12	49
	입원 I.P		4	26	38	6,892	5,595	3	37
	외래 O.P		6	8	31	374	218	9	12
004	계 S.T		283	526	3,131	46,748	33,996	328	563
	입원 I.P		18	114	248	27,366	21,216	13	75
	외래 O.P		274	412	2,883	19,381	12,780	318	488
005	계 S.T		213,415	351,647	1,642,136	26,186,465	18,140,734	224,740	390,474
	입원 I.P		16,888	67,583	153,147	13,309,060	10,127,260	19,560	84,869
	외래 O.P		202,426	284,064	1,488,989	12,877,405	8,013,475	212,301	305,605
006	계 S.T		59,770	91,326	418,799	5,020,069	3,595,433	63,977	103,414
	입원 I.P		2,337	11,853	24,189	2,248,283	1,723,745	2,840	16,039
	외래 O.P		57,939	79,473	394,610	2,771,786	1,871,688	61,832	87,375
007	계 S.T		3,989	42,812	425,978	8,541,589	8,199,653	5,117	59,204
	입원 I.P		932	19,134	30,041	5,753,625	5,543,126	1,218	28,940
	외래 O.P		3,833	23,678	395,937	2,787,964	2,656,527	4,901	30,264
008	계 S.T		815	8,720	90,728	1,647,840	1,519,629	951	9,831
	입원 I.P		155	4,075	5,903	1,210,374	1,128,998	179	4,125
	외래 O.P		770	4,645	84,825	437,466	390,631	903	5,706
009	계 S.T		1	3	4	126	42	2	2
	입원 I.P		-	-	-	-	-	-	-
	외래 O.P		1	3	4	126	42	2	2
010	계 S.T		1	2	213	143	67	2	2
	입원 I.P		-	-	-	-	-	-	-
	외래 O.P		1	2	213	143	67	2	2
011	계 S.T		5	7	54	323	262	10	14
	입원 I.P		-	-	-	-	-	-	-
	외래 O.P		5	7	54	323	262	10	14
012	계 S.T		1	1	8	55	37	-	-
	입원 I.P		-	-	-	-	-	-	-
	외래 O.P		1	1	8	55	37	-	-
013	계 S.T		39	199	387	94,383	74,452	37	97
	입원 I.P		5	156	212	92,234	73,222	2	56
	외래 O.P		38	43	175	2,149	1,230	37	41
014	계 S.T		-	-	-	-	-	-	-
	입원 I.P		-	-	-	-	-	-	-
	외래 O.P		-	-	-	-	-	-	-
015	계 S.T		17	32	122	5,712	4,439	17	48
	입원 I.P		3	17	33	5,025	3,970	3	33
	외래 O.P		15	15	89	687	468	14	15
016	계 S.T		3	7	183	2,208	1,663	2	2
	입원 I.P		1	4	8	1,291	1,021	-	-
	외래 O.P		2	3	175	917	643	2	2
017	계 S.T		865	10,959	18,484	3,903,151	3,184,505	1,230	15,782
	입원 I.P		535	10,302	12,284	3,833,574	3,134,823	842	14,888
	외래 O.P		390	657	6,200	69,577	49,682	468	894
018	계 S.T		12,967	31,267	259,293	2,923,259	1,924,087	10,347	31,556
	입원 I.P		249	2,759	5,348	958,047	733,518	403	5,185
	외래 O.P		12,878	28,508	253,945	1,965,212	1,190,569	10,205	26,371
019	계 S.T		6	15	22	388	170	7	11
	입원 I.P		-	-	-	-	-	-	-
	외래 O.P		6	15	22	388	170	7	11
020	계 S.T		271	713	2,153	40,865	24,803	232	530
	입원 I.P		14	68	133	5,872	4,402	8	34
	외래 O.P		268	645	2,020	34,993	20,401	229	496

주 : 수진기준 (한의분류 제외, 급여일수, 진료비와 급여비는 약국포함)

연령별 급여현황(총계) <계속>

Disease Categories by Age(Total) <Cont'd>

(단위 : 명, 일, 천원)

Unit : Person, Day, KRW 1,000

59세			60 ~ 64세				
급여일수 Reimbursed Days	진료비 Medical Expense	급여비 Benefit	진료실인원 Patients	내원일수 Visits	급여일수 Reimbursed Days	진료비 Medical Expense	급여비 Benefit
1,062,410,734	7,224,242,695	5,377,643,169	3,344,419	84,064,953	1,130,044,481	7,650,741,573	5,726,278,006
17,845,969	2,433,077,155	1,998,789,662	614,583	10,869,450	19,009,355	2,701,310,349	2,225,511,844
1,044,564,765	4,791,165,540	3,378,853,507	3,337,074	73,195,503	1,111,035,126	4,949,431,225	3,500,766,163
21,489	39,829	28,245	7	7	22,908	43,759	30,696
-	-	-	1	1	3	241	193
21,489	39,829	28,245	6	6	22,905	43,518	30,503
418	51,980	41,965	28	297	841	87,259	69,030
230	50,647	41,255	21	267	415	84,832	67,814
188	1,333	709	20	30	426	2,427	1,216
94	7,821	6,122	14	76	205	21,600	17,161
45	7,191	5,765	7	63	107	21,055	16,821
49	629	357	11	13	98	545	340
3,939	43,894	32,664	295	693	4,154	121,134	100,419
150	17,831	13,839	14	244	411	101,325	87,666
3,789	26,064	18,825	282	449	3,743	19,809	12,753
1,936,761	30,347,411	21,198,686	189,999	346,425	1,841,621	27,061,323	19,010,178
187,036	16,407,577	12,512,827	16,512	76,463	166,790	14,740,120	11,276,940
1,749,725	13,939,834	8,685,860	179,732	269,962	1,674,831	12,321,203	7,733,238
488,656	6,452,087	4,700,902	55,844	95,055	470,057	5,981,685	4,390,946
31,541	3,341,553	2,596,134	2,469	15,224	29,627	3,147,370	2,457,342
457,115	3,110,535	2,104,769	54,015	79,831	440,430	2,834,316	1,933,604
554,482	12,382,631	11,908,368	4,884	52,820	514,627	10,914,840	10,445,426
43,305	8,680,240	8,375,975	1,179	26,545	39,987	7,801,174	7,502,777
511,177	3,702,391	3,532,393	4,649	26,275	474,640	3,113,666	2,942,649
112,651	1,838,737	1,699,837	878	10,796	116,105	2,055,525	1,892,436
6,848	1,313,843	1,228,527	174	5,487	8,295	1,521,833	1,412,450
105,803	524,893	471,310	836	5,309	107,810	533,692	479,986
6	27	19	1	1	14	33	23
-	-	-	-	-	-	-	-
6	27	19	1	1	14	33	23
35	44	31	1	1	14	22	13
-	-	-	-	-	-	-	-
35	44	31	1	1	14	22	13
162	311	217	11	18	315	424	297
-	-	-	-	-	-	-	-
162	311	217	11	18	315	424	297
-	-	-	-	-	-	-	-
-	-	-	-	-	-	-	-
-	-	-	-	-	-	-	-
289	32,812	25,768	31	191	303	130,116	100,898
64	31,173	24,704	5	157	174	128,768	100,072
225	1,639	1,064	28	34	129	1,348	826
-	-	-	-	-	-	-	-
-	-	-	-	-	-	-	-
-	-	-	-	-	-	-	-
252	7,723	6,077	16	61	355	9,022	7,087
55	6,809	5,545	7	49	74	8,223	6,567
197	914	532	12	12	281	799	520
8	20	13	1	1	22	177	124
-	-	-	-	-	-	-	-
8	20	13	1	1	22	177	124
26,930	5,238,959	4,272,188	1,635	25,615	42,002	8,056,521	6,592,909
17,624	5,146,096	4,213,483	1,244	24,560	28,693	7,951,657	6,525,944
9,306	92,863	58,705	497	1,055	13,309	104,864	66,965
306,158	3,804,456	2,526,478	7,742	30,724	330,926	4,415,470	2,974,474
9,117	1,675,762	1,304,304	436	6,946	12,492	2,289,474	1,798,963
297,041	2,128,694	1,222,174	7,585	23,778	318,434	2,125,996	1,175,511
73	525	296	11	24	172	1,041	596
-	-	-	-	-	-	-	-
73	525	296	11	24	172	1,041	596
2,665	35,984	23,206	188	393	1,482	24,713	15,546
85	6,646	5,012	13	26	72	6,092	4,678
2,580	29,337	18,194	183	367	1,410	18,621	10,868

Note : Based on the Treatment Month (excluding herbal medicine,including pharmacy in Treatment Days Treatment Amount and Benefit Amount)

구 분 Division		65 ~ 69세					70세 ~	
		진료실인원 Patients	내원일수 Visits	급여일수 Reimbursed Days	진료비 Medical Expense	급여비 Benefit	진료실인원 Patients	내원일수 Visits
총계 Total	계 T 입원 I.P 외래 O.P	2,278,108 481,720 2,270,722	74,587,435 10,191,932 64,395,503	983,410,211 16,948,204 966,462,007	7,228,248,975 2,528,158,537 4,700,090,438	5,483,652,469 2,081,853,784 3,401,798,685	1,760,622 436,104 1,750,895	70,265,644 11,525,835 58,739,809
001	계 S.T	3	11	22,792	46,517	33,790	2	16
	입원 I.P	1	8	8	2,630	2,086	1	15
	외래 O.P	2	3	22,784	43,887	31,703	1	1
002	계 S.T	16	152	664	47,789	38,477	8	58
	입원 I.P	12	140	200	46,113	37,436	6	49
	외래 O.P	8	12	464	1,676	1,042	4	9
003	계 S.T	10	72	207	17,537	14,042	6	26
	입원 I.P	6	63	122	17,090	13,783	2	22
	외래 O.P	6	9	85	447	259	4	4
004	계 S.T	276	502	3,701	31,059	23,145	240	521
	입원 I.P	8	59	116	14,393	10,928	11	141
	외래 O.P	269	443	3,585	16,666	12,217	231	380
005	계 S.T	140,524	272,922	1,483,403	20,892,258	15,275,794	115,097	246,440
	입원 I.P	11,904	58,835	125,435	11,671,163	8,977,568	10,900	60,526
	외래 O.P	133,310	214,087	1,357,968	9,221,095	6,298,226	108,631	185,914
006	계 S.T	42,875	78,423	385,701	5,042,091	3,889,580	35,494	72,373
	입원 I.P	1,892	13,297	24,869	2,840,176	2,228,358	1,798	15,179
	외래 O.P	41,529	65,126	360,832	2,201,915	1,661,222	34,198	57,194
007	계 S.T	4,060	47,590	440,634	10,109,412	9,653,198	4,138	52,136
	입원 I.P	1,120	25,654	39,124	7,505,926	7,196,297	1,278	29,638
	외래 O.P	3,823	21,936	401,510	2,603,486	2,456,901	3,844	22,498
008	계 S.T	675	8,220	79,278	1,875,627	1,716,609	639	10,301
	입원 I.P	173	4,517	6,434	1,520,008	1,394,908	216	6,707
	외래 O.P	615	3,703	72,844	355,619	321,701	583	3,594
009	계 S.T	1	1	1	15	11	-	-
	입원 I.P	-	-	-	-	-	-	-
	외래 O.P	1	1	1	15	11	-	-
010	계 S.T	-	-	-	-	-	2	36
	입원 I.P	-	-	-	-	-	1	21
	외래 O.P	-	-	-	-	-	2	15
011	계 S.T	23	81	460	3,726	2,774	26	56
	입원 I.P	2	50	70	2,989	2,224	1	15
	외래 O.P	21	31	390	738	550	26	41
012	계 S.T	1	1	1	20	13	-	-
	입원 I.P	-	-	-	-	-	-	-
	외래 O.P	1	1	1	20	13	-	-
013	계 S.T	20	22	214	1,529	842	21	194
	입원 I.P	-	-	-	-	-	5	128
	외래 O.P	20	22	214	1,529	842	19	66
014	계 S.T	-	-	-	-	-	-	-
	입원 I.P	-	-	-	-	-	-	-
	외래 O.P	-	-	-	-	-	-	-
015	계 S.T	15	107	380	28,110	22,485	8	32
	입원 I.P	8	95	174	27,175	21,876	3	25
	외래 O.P	8	12	206	935	609	7	7
016	계 S.T	1	1	8	32	23	1	5
	입원 I.P	-	-	-	-	-	-	-
	외래 O.P	1	1	8	32	23	1	5
017	계 S.T	2,023	33,767	55,770	10,153,364	8,298,467	2,830	49,690
	입원 I.P	1,663	32,738	38,488	10,047,865	8,231,304	2,544	48,641
	외래 O.P	489	1,029	17,282	105,500	67,163	482	1,049
018	계 S.T	5,298	25,027	297,158	3,723,154	2,487,127	4,457	23,620
	입원 I.P	358	5,595	9,563	1,852,191	1,440,359	429	6,818
	외래 O.P	5,166	19,432	287,595	1,870,963	1,046,768	4,279	16,802
019	계 S.T	7	12	12	259	126	7	18
	입원 I.P	-	-	-	-	-	-	-
	외래 O.P	7	12	12	259	126	7	18
020	계 S.T	117	286	900	18,021	10,772	86	245
	입원 I.P	6	23	64	6,122	3,789	3	18
	외래 O.P	113	263	836	11,898	6,982	85	227

주 : 수진기준 (한의분류 제외, 급여일수, 진료비와 급여비는 약국포함)

연령별 급여현황(총계) <계속>

Disease Categories by Age(Total) <Cont'd>

(단위 : 명, 일, 천원)

Unit : Person, Day, KRW 1,000

74세			75세이상				
급여일수 Reimbursed Days	진료비 Medical Expense	급여비 Benefit	진료실인원 Patients	내원일수 Visits	급여일수 Reimbursed Days	진료비 Medical Expense	급여비 Benefit
894,600,547	6,890,320,876	5,261,259,953	3,150,876	169,208,131	1,730,275,437	16,632,132,783	12,732,991,668
17,954,544	2,696,673,205	2,211,824,103	1,067,358	65,056,962	79,579,845	9,270,532,444	7,345,912,403
876,646,003	4,193,647,671	3,049,435,849	3,045,886	104,151,169	1,650,695,592	7,361,600,339	5,387,079,265
17,213	35,697	25,776	3	3	33,215	70,392	50,651
22	2,504	1,874	-	-	-	-	-
17,191	33,193	23,902	3	3	33,215	70,392	50,651
307	13,170	10,210	12	101	396	27,544	22,840
76	12,060	9,592	8	96	125	26,638	22,194
231	1,110	618	4	5	271	906	646
189	6,407	4,916	9	42	338	13,788	10,780
36	5,500	4,344	4	34	61	12,904	10,211
153	907	572	8	8	277	884	569
2,603	41,746	30,501	419	1,004	5,186	91,024	68,184
180	28,414	21,098	23	236	462	60,229	46,680
2,423	13,332	9,403	405	768	4,724	30,795	21,504
1,307,793	19,705,499	14,564,717	208,781	568,510	2,828,776	58,150,756	43,604,886
126,616	11,888,970	9,163,549	31,458	225,887	436,207	43,244,463	33,317,762
1,181,177	7,816,529	5,401,168	189,067	342,623	2,392,569	14,906,292	10,287,124
351,770	5,751,257	4,528,093	64,234	198,267	784,726	24,217,023	19,018,078
26,809	3,825,795	3,059,005	6,635	93,672	145,316	20,558,439	16,254,060
324,961	1,925,463	1,469,088	59,207	104,595	639,410	3,658,584	2,764,018
453,539	11,008,060	10,504,180	14,465	277,892	1,666,710	58,413,876	55,751,745
43,558	8,458,818	8,095,587	6,696	209,225	290,262	50,442,341	48,173,148
409,981	2,549,241	2,408,592	12,441	68,667	1,376,448	7,971,535	7,578,597
83,358	2,277,270	2,137,815	1,626	35,616	203,791	7,533,011	7,009,823
9,876	1,925,252	1,819,547	690	28,610	37,126	6,787,691	6,333,955
73,482	352,019	318,267	1,347	7,006	166,665	745,320	675,868
-	-	-	2	2	17	66	46
-	-	-	-	-	-	-	-
-	-	-	2	2	17	66	46
248	3,521	2,485	1	13	72	3,936	2,609
28	2,556	1,945	1	10	34	3,700	2,521
220	965	539	1	3	38	236	88
739	5,206	3,681	47	118	1,327	8,509	6,152
26	3,807	2,922	2	43	62	5,585	4,246
713	1,399	759	45	75	1,265	2,923	1,906
-	-	-	-	-	-	-	-
-	-	-	-	-	-	-	-
-	-	-	-	-	-	-	-
316	70,875	54,015	25	720	2,348	426,975	334,513
210	66,986	52,395	11	673	812	422,400	331,614
106	3,890	1,620	20	47	1,536	4,575	2,899
-	-	-	-	-	-	-	-
-	-	-	-	-	-	-	-
-	-	-	-	-	-	-	-
89	6,925	5,751	25	194	496	56,963	44,577
49	6,600	5,561	13	173	250	55,428	43,658
40	324	190	15	21	246	1,534	918
426	1,058	740	1	1	3	7	4
-	-	-	-	-	-	-	-
426	1,058	740	1	1	3	7	4
72,194	14,809,363	12,073,448	22,982	411,915	527,919	89,842,535	71,455,499
56,824	14,692,296	12,001,088	21,935	408,144	453,059	89,327,241	71,139,448
15,370	117,067	72,360	1,785	3,771	74,860	515,295	316,051
279,529	3,776,582	2,597,683	7,902	52,768	576,665	9,819,086	7,066,716
11,477	2,116,392	1,672,712	1,300	25,188	36,740	6,830,645	5,373,579
268,052	1,660,190	924,970	7,216	27,580	539,925	2,988,441	1,693,138
25	730	378	9	18	210	1,227	675
-	-	-	-	-	-	-	-
25	730	378	9	18	210	1,227	675
1,776	15,097	9,424	130	306	1,593	16,186	10,227
27	3,540	2,721	7	9	33	1,628	1,293
1,749	11,557	6,703	128	297	1,560	14,558	8,934

Note : Based on the Treatment Month (excluding herbal medicine,including pharmacy in Treatment Days Treatment Amount and Benefit Amount)

구 분 Division			총 계 G.T				0세	
			진료실인원 Patients	내원일수 Visits	급여일수 Reimbursed Days	진료비 Medical Expense	급여비 Benefit	진료실인원 Patients
021	계 S.T	13,790	36,979	113,707	2,037,488	1,223,159	6	24
	입원 I.P	305	2,113	4,807	504,712	391,029	1	12
	외래 O.P	13,653	34,866	108,900	1,532,776	832,130	6	12
022	계 S.T	11,831	22,507	102,354	1,438,282	997,680	1	16
	입원 I.P	138	756	1,703	196,027	150,729	1	16
	외래 O.P	11,755	21,751	100,651	1,242,255	846,951	-	-
023	계 S.T	47,874	83,636	369,381	3,898,633	2,689,610	2	3
	입원 I.P	58	359	737	87,261	67,062	-	-
	외래 O.P	47,836	83,277	368,644	3,811,373	2,622,548	2	3
024	계 S.T	502,907	954,167	4,374,352	59,758,188	41,433,927	6	10
	입원 I.P	1,952	5,131	16,095	1,195,358	929,552	-	-
	외래 O.P	502,690	949,036	4,358,257	58,562,829	40,504,375	6	10
025	계 S.T	85	200	618	28,280	19,007	1	1
	입원 I.P	10	78	130	21,165	15,729	-	-
	외래 O.P	80	122	488	7,115	3,278	1	1
026	계 S.T	41	46	298	1,392	982	-	-
	입원 I.P	-	-	-	-	-	-	-
	외래 O.P	41	46	298	1,392	982	-	-
027	계 S.T	7,252	39,079	140,256	6,868,356	5,121,873	-	-
	입원 I.P	3,867	30,331	54,964	6,258,556	4,754,555	-	-
	외래 O.P	5,098	8,748	85,292	609,800	367,318	-	-
028	계 S.T	44	149	1,163	9,179	5,209	-	-
	입원 I.P	2	7	25	1,115	870	-	-
	외래 O.P	43	142	1,138	8,064	4,340	-	-
029	계 S.T	17	44	85	4,310	2,956	-	-
	입원 I.P	1	1	5	400	377	-	-
	외래 O.P	16	43	80	3,909	2,580	-	-
030	계 S.T	926	10,270	80,290	3,125,411	2,399,490	5	29
	입원 I.P	386	8,100	11,482	2,849,653	2,225,267	2	15
	외래 O.P	691	2,170	68,808	275,758	174,224	4	14
031	계 S.T	3	3	147	270	168	-	-
	입원 I.P	-	-	-	-	-	-	-
	외래 O.P	3	3	147	270	168	-	-
032	계 S.T	1,025	7,083	24,918	2,812,787	2,161,976	2	6
	입원 I.P	498	5,865	8,699	2,713,970	2,112,297	2	6
	외래 O.P	767	1,218	16,219	98,817	49,680	-	-
033	계 S.T	900,274	1,433,092	6,669,144	52,141,618	37,568,678	2,554	4,112
	입원 I.P	3,376	19,308	37,646	3,541,856	2,941,677	52	295
	외래 O.P	898,280	1,413,784	6,631,498	48,599,762	34,627,001	2,523	3,817
034	계 S.T	812,058	2,543,841	12,432,721	165,812,045	118,744,969	490	1,100
	입원 I.P	38,194	339,193	606,712	50,797,990	39,321,292	43	173
	외래 O.P	803,360	2,204,648	11,826,009	115,014,055	79,423,678	474	927
035	계 S.T	290	594	4,278	96,104	78,756	10	34
	입원 I.P	60	251	552	73,068	64,535	6	27
	외래 O.P	249	343	3,726	23,036	14,221	5	7
036	계 S.T	242	353	1,060	33,830	27,347	1	11
	입원 I.P	8	48	85	21,327	19,637	1	9
	외래 O.P	238	305	975	12,503	7,710	1	2
037	계 S.T	2,801	7,192	134,023	1,559,523	1,123,222	2	2
	입원 I.P	228	2,298	4,338	693,460	542,091	-	-
	외래 O.P	2,694	4,894	129,685	866,063	581,131	2	2
038	계 S.T	482,339	1,982,815	64,118,421	491,748,845	324,030,387	249	851
	입원 I.P	12,540	100,245	234,732	26,205,538	20,521,065	87	431
	외래 O.P	477,927	1,882,570	63,883,689	465,543,306	303,509,322	214	420
039	계 S.T	10,887	78,433	3,627,141	111,091,862	99,874,275	2	19
	입원 I.P	705	16,873	23,956	6,172,040	5,465,673	-	-
	외래 O.P	10,816	61,560	3,603,185	104,919,822	94,408,602	2	19
040	계 S.T	15,119	27,010	92,664	1,474,822	1,114,602	7	17
	입원 I.P	624	3,148	5,695	650,230	570,326	1	10
	외래 O.P	14,645	23,862	86,969	824,592	544,276	6	7

주 : 수진기준 (한의분류 제외, 급여일수, 진료비와 급여비는 약국포함)

연령별 급여현황(총계) <계속>

Disease Categories by Age(Total) <Cont'd>

(단위 : 명, 일, 천원)

Unit : Person, Day, KRW 1,000

0Age			1 ~ 4세				
급여일수 Reimbursed Days	진료비 Medical Expense	급여비 Benefit	진료실인원 Patients	내원일수 Visits	급여일수 Reimbursed Days	진료비 Medical Expense	급여비 Benefit
24	6,144	5,919	5	5	5	259	157
12	5,701	5,687	-	-	-	-	-
12	443	232	5	5	5	259	157
16	8,929	8,895	4	6	10	118	94
16	8,929	8,895	-	-	-	-	-
-	-	-	4	6	10	118	94
11	80	59	5	6	28	183	137
-	-	-	-	-	-	-	-
11	80	59	5	6	28	183	137
18	209	144	107	199	565	9,164	6,418
-	-	-	2	5	15	1,227	1,153
18	209	144	107	194	550	7,938	5,265
1	20	16	27	31	46	556	407
-	-	-	-	-	-	-	-
1	20	16	27	31	46	556	407
-	-	-	2	2	2	108	96
-	-	-	-	-	-	-	-
-	-	-	2	2	2	108	96
-	-	-	20	69	135	10,318	8,843
-	-	-	9	48	70	9,101	8,031
-	-	-	17	21	65	1,217	811
-	-	-	1	1	4	40	31
-	-	-	-	-	-	-	-
-	-	-	1	1	4	40	31
-	-	-	-	-	-	-	-
-	-	-	-	-	-	-	-
-	-	-	-	-	-	-	-
107	7,021	6,304	112	476	1,838	81,492	72,779
24	6,299	5,822	31	213	498	66,430	61,846
83	722	482	88	263	1,340	15,062	10,932
-	-	-	-	-	-	-	-
-	-	-	-	-	-	-	-
-	-	-	-	-	-	-	-
14	249	238	46	62	399	1,960	1,177
6	230	223	-	-	-	-	-
8	20	15	46	62	399	1,960	1,177
13,909	174,102	148,243	102,002	186,215	685,617	5,333,912	4,289,096
512	79,513	75,210	1,583	7,463	14,137	912,406	825,834
13,397	94,589	73,033	101,115	178,752	671,480	4,421,505	3,463,262
3,749	75,812	67,165	16,208	31,593	111,580	1,047,978	853,768
310	49,182	47,243	288	1,351	2,428	277,381	257,300
3,439	26,630	19,923	16,088	30,242	109,152	770,596	596,468
75	11,307	10,534	98	184	663	21,500	18,639
55	10,985	10,348	22	69	165	15,951	14,886
20	323	186	83	115	498	5,548	3,753
18	6,655	6,597	21	37	118	2,969	2,516
16	6,591	6,582	2	7	19	2,088	1,941
2	63	16	21	30	99	881	575
2	40	13	57	120	677	11,914	6,975
-	-	-	1	3	13	982	924
2	40	13	57	117	664	10,932	6,050
3,240	133,958	114,369	953	2,957	15,080	407,661	332,359
822	108,119	98,879	194	1,012	2,060	269,723	247,716
2,418	25,840	15,490	855	1,945	13,020	137,938	84,642
80	1,922	1,036	2	4	64	859	770
-	-	-	-	-	-	-	-
80	1,922	1,036	2	4	64	859	770
47	3,111	2,870	2,219	3,920	12,901	214,793	176,126
24	2,905	2,713	102	474	926	100,474	92,726
23	206	157	2,139	3,446	11,975	114,319	83,400

Note : Based on the Treatment Month (excluding herbal medicine,including pharmacy in Treatment Days Treatment Amount and Benefit Amount)

구 분 Division			5 ~ 9세					10세 ~	
			진료실인원 Patients	내원일수 Visits	급여일수 Reimbursed Days	진료비 Medical Expense	급여비 Benefit	진료실인원 Patients	내원일수 Visits
021	계 S.T	5	5	22	287	176	7	7	
	입원 I.P	1	-	10	97	92	-	-	
	외래 O.P	4	5	12	190	84	7	7	
022	계 S.T	4	5	21	136	109	7	9	
	입원 I.P	-	-	-	-	-	-	-	
	외래 O.P	4	5	21	136	109	7	9	
023	계 S.T	7	8	18	163	100	27	32	
	입원 I.P	-	-	-	-	-	-	-	
	외래 O.P	7	8	18	163	100	27	32	
024	계 S.T	225	360	1,045	18,234	12,913	430	662	
	입원 I.P	4	23	35	4,015	3,561	3	4	
	외래 O.P	224	337	1,010	14,219	9,352	430	658	
025	계 S.T	5	7	24	276	180	-	-	
	입원 I.P	-	-	-	-	-	-	-	
	외래 O.P	5	7	24	276	180	-	-	
026	계 S.T	-	-	-	-	-	-	-	
	입원 I.P	-	-	-	-	-	-	-	
	외래 O.P	-	-	-	-	-	-	-	
027	계 S.T	30	130	289	18,619	16,299	29	99	
	입원 I.P	19	100	176	16,964	15,394	14	73	
	외래 O.P	21	30	113	1,654	905	20	26	
028	계 S.T	-	-	-	-	-	1	33	
	입원 I.P	-	-	-	-	-	-	-	
	외래 O.P	-	-	-	-	-	1	33	
029	계 S.T	5	18	32	1,860	1,304	-	-	
	입원 I.P	1	1	5	400	377	-	-	
	외래 O.P	4	17	27	1,460	928	-	-	
030	계 S.T	139	909	2,837	94,917	82,860	42	143	
	입원 I.P	45	545	711	80,295	74,833	17	90	
	외래 O.P	110	364	2,126	14,622	8,027	32	53	
031	계 S.T	-	-	-	-	-	-	-	
	입원 I.P	-	-	-	-	-	-	-	
	외래 O.P	-	-	-	-	-	-	-	
032	계 S.T	24	36	145	3,351	2,033	9	31	
	입원 I.P	1	7	12	2,059	1,401	3	21	
	외래 O.P	23	29	133	1,291	633	7	10	
033	계 S.T	55,000	84,972	318,423	2,625,547	1,967,311	24,312	35,936	
	입원 I.P	444	2,310	4,064	339,608	307,882	139	854	
	외래 O.P	54,731	82,662	314,359	2,285,939	1,659,429	24,238	35,082	
034	계 S.T	48,962	102,807	351,870	3,319,314	2,511,095	25,645	63,391	
	입원 I.P	630	3,465	5,643	688,478	633,642	786	4,848	
	외래 O.P	48,633	99,342	346,227	2,630,836	1,877,453	25,353	58,543	
035	계 S.T	45	79	283	9,004	7,210	26	47	
	입원 I.P	4	18	35	5,233	4,960	4	16	
	외래 O.P	42	61	248	3,771	2,250	22	31	
036	계 S.T	22	37	109	2,818	2,397	7	12	
	입원 I.P	1	6	11	1,936	1,808	1	6	
	외래 O.P	22	31	98	882	589	6	6	
037	계 S.T	36	50	364	4,688	2,481	47	68	
	입원 I.P	-	-	-	-	-	-	-	
	외래 O.P	36	50	364	4,688	2,481	47	68	
038	계 S.T	845	2,088	13,186	253,931	175,305	1,487	3,549	
	입원 I.P	83	449	898	107,758	97,111	95	647	
	외래 O.P	804	1,639	12,288	146,173	78,194	1,451	2,902	
039	계 S.T	1	11	366	3,558	3,203	4	12	
	입원 I.P	-	-	-	-	-	-	-	
	외래 O.P	1	11	366	3,558	3,203	4	12	
040	계 S.T	6,714	11,797	39,530	509,683	377,647	2,474	4,588	
	입원 I.P	182	700	1,288	149,292	137,663	94	436	
	외래 O.P	6,571	11,097	38,242	360,391	239,984	2,409	4,152	

주 : 수진기준 (한의학분류 제외, 급여일수, 진료비와 급여비는 약국포함)

연령별 급여현황(총계) <계속>

Disease Categories by Age(Total) <Cont'd>

(단위 : 명, 일, 천원)

Unit : Person, Day, KRW 1,000

14세			15 ~ 19세				
급여일수 Reimbursed Days	진료비 Medical Expense	급여비 Benefit	진료실인원 Patients	내원일수 Visits	급여일수 Reimbursed Days	진료비 Medical Expense	급여비 Benefit
9	405	259	163	445	1,092	24,234	14,546
-	-	-	2	16	27	4,921	3,842
9	405	259	162	429	1,065	19,313	10,704
51	395	263	443	923	3,694	67,127	47,733
-	-	-	18	108	261	26,586	20,890
51	395	263	432	815	3,433	40,541	26,844
121	1,189	809	1,266	2,315	9,523	111,767	77,562
-	-	-	8	47	98	11,991	9,486
121	1,189	809	1,261	2,268	9,425	99,776	68,075
2,518	32,540	21,675	7,118	14,197	54,736	969,061	674,279
11	1,164	1,027	87	278	737	63,575	50,534
2,507	31,376	20,648	7,102	13,919	53,999	905,486	623,745
-	-	-	2	3	3	138	71
-	-	-	-	-	-	-	-
-	-	-	2	3	3	138	71
-	-	-	-	-	30	29	20
-	-	-	-	-	-	-	-
-	-	-	-	-	30	29	20
242	15,758	13,940	27	121	312	15,859	12,417
135	14,245	13,102	15	91	150	14,575	11,606
107	1,513	838	18	30	162	1,284	811
33	817	491	-	-	-	-	-
-	-	-	-	-	-	-	-
33	817	491	-	-	-	-	-
-	-	-	-	-	-	-	-
-	-	-	-	-	-	-	-
-	-	-	-	-	-	-	-
465	22,156	19,149	34	212	2,455	62,810	47,197
184	19,224	17,608	11	148	193	52,178	40,916
281	2,932	1,541	27	64	2,262	10,632	6,281
-	-	-	-	-	-	-	-
-	-	-	-	-	-	-	-
-	-	-	-	-	-	-	-
198	5,411	4,722	13	40	117	6,050	4,954
31	4,806	4,439	5	24	29	4,938	4,420
167	604	283	10	16	88	1,112	534
140,441	1,238,768	888,076	23,113	32,380	136,317	1,338,044	961,156
1,427	160,773	144,509	77	603	1,059	226,034	193,778
139,014	1,077,996	743,567	23,073	31,777	135,258	1,112,010	767,377
217,315	2,857,280	2,162,370	14,045	38,336	142,812	2,597,401	1,902,226
7,723	897,844	819,854	765	5,140	9,026	922,088	759,513
209,592	1,959,437	1,342,516	13,847	33,196	133,786	1,675,313	1,142,713
129	6,768	6,076	13	26	51	4,275	3,004
29	5,693	5,347	1	9	9	2,361	1,929
100	1,075	729	13	17	42	1,914	1,076
36	2,267	2,066	6	13	27	4,246	3,599
10	2,090	1,946	1	7	7	3,789	3,313
26	177	120	5	6	20	457	287
430	5,297	2,808	102	184	1,441	19,265	12,315
-	-	-	2	35	53	6,110	4,731
430	5,297	2,808	101	149	1,388	13,155	7,585
28,698	415,492	284,882	3,246	8,322	91,869	1,319,353	883,676
1,188	144,656	132,093	248	1,589	3,329	402,980	314,365
27,510	270,836	152,789	3,136	6,733	88,540	916,372	569,311
339	8,585	7,701	33	184	7,986	235,285	211,538
-	-	-	2	12	17	3,927	3,512
339	8,585	7,701	33	172	7,969	231,357	208,025
15,075	226,145	171,536	816	1,564	5,022	96,549	73,835
762	93,704	86,866	43	264	424	50,639	44,263
14,313	132,441	84,670	786	1,300	4,598	45,909	29,572

Note : Based on the Treatment Month (excluding herbal medicine,including pharmacy in Treatment Days Treatment Amount and Benefit Amount)

구 분 Division			20 ~ 24세					25세 ~	
			진료실인원 Patients	내원일수 Visits	급여일수 Reimbursed Days	진료비 Medical Expense	급여비 Benefit	진료실인원 Patients	내원일수 Visits
021	계 S.T	920	2,424	5,234	110,136	59,167	1,269	3,335	
	입원 I.P	9	26	65	6,922	5,782	10	33	
	외래 O.P	918	2,398	5,169	103,214	53,385	1,264	3,302	
022	계 S.T	1,839	3,481	14,472	235,003	162,426	2,164	4,085	
	입원 I.P	43	232	522	58,753	43,653	28	134	
	외래 O.P	1,822	3,249	13,950	176,250	118,773	2,149	3,951	
023	계 S.T	8,816	15,917	65,008	712,058	490,399	10,646	18,912	
	입원 I.P	22	131	280	28,558	21,520	13	92	
	외래 O.P	8,802	15,786	64,728	683,501	468,879	10,634	18,820	
024	계 S.T	50,201	101,529	384,073	7,022,346	4,839,151	77,960	150,873	
	입원 I.P	417	1,067	3,258	258,231	198,963	406	957	
	외래 O.P	50,164	100,462	380,815	6,764,115	4,640,188	77,932	149,916	
025	계 S.T	3	20	81	2,473	1,571	8	19	
	입원 I.P	1	14	22	1,814	1,330	1	3	
	외래 O.P	3	6	59	658	242	8	16	
026	계 S.T	4	5	26	127	89	6	9	
	입원 I.P	-	-	-	-	-	-	-	
	외래 O.P	4	5	26	127	89	6	9	
027	계 S.T	65	228	600	32,834	23,432	75	276	
	입원 I.P	24	149	254	27,482	20,743	31	191	
	외래 O.P	51	79	346	5,352	2,689	57	85	
028	계 S.T	-	-	-	-	-	-	-	
	입원 I.P	-	-	-	-	-	-	-	
	외래 O.P	-	-	-	-	-	-	-	
029	계 S.T	1	5	9	306	204	1	2	
	입원 I.P	-	-	-	-	-	-	-	
	외래 O.P	1	5	9	306	204	1	2	
030	계 S.T	29	237	1,196	75,301	55,206	32	570	
	입원 I.P	13	174	259	70,147	52,376	16	521	
	외래 O.P	23	63	937	5,155	2,830	20	49	
031	계 S.T	-	-	-	-	-	1	1	
	입원 I.P	-	-	-	-	-	-	-	
	외래 O.P	-	-	-	-	-	1	1	
032	계 S.T	41	226	815	63,132	48,134	48	178	
	입원 I.P	19	175	239	59,736	46,521	14	112	
	외래 O.P	31	51	576	3,395	1,613	43	66	
033	계 S.T	35,109	48,239	209,264	1,883,399	1,304,359	49,381	70,783	
	입원 I.P	81	460	916	119,603	90,005	77	732	
	외래 O.P	35,068	47,779	208,348	1,763,796	1,214,354	49,346	70,051	
034	계 S.T	18,147	45,252	182,219	3,275,881	2,329,531	27,437	68,764	
	입원 I.P	812	5,725	10,840	1,052,600	827,221	1,164	7,995	
	외래 O.P	17,965	39,527	171,379	2,223,282	1,502,310	27,202	60,769	
035	계 S.T	20	42	103	8,946	7,219	14	35	
	입원 I.P	5	25	53	7,604	6,424	4	15	
	외래 O.P	16	17	50	1,341	795	12	20	
036	계 S.T	20	25	33	1,306	708	43	48	
	입원 I.P	-	-	-	-	-	-	-	
	외래 O.P	20	25	33	1,306	708	43	48	
037	계 S.T	137	507	2,694	186,259	153,238	166	550	
	입원 I.P	24	282	485	164,493	140,749	29	282	
	외래 O.P	130	225	2,209	21,766	12,488	158	268	
038	계 S.T	6,895	21,186	420,969	4,080,156	2,692,310	11,043	37,964	
	입원 I.P	459	3,090	6,947	758,451	578,648	646	4,311	
	외래 O.P	6,723	18,096	414,022	3,321,705	2,113,662	10,830	33,653	
039	계 S.T	501	2,834	147,492	4,345,452	3,904,503	1,430	9,204	
	입원 I.P	21	139	284	51,650	45,662	79	1,197	
	외래 O.P	500	2,695	147,208	4,293,802	3,858,842	1,422	8,007	
040	계 S.T	382	619	2,111	44,891	32,059	401	657	
	입원 I.P	21	113	190	22,413	18,519	23	136	
	외래 O.P	368	506	1,921	22,479	13,540	384	521	

주 : 수진기준 (한의학분류 제외, 급여일수, 진료비와 급여비는 약국포함)

연령별 급여현황(총계) <계속>

Disease Categories by Age(Total) <Cont'd>

(단위 : 명, 일, 천원)

Unit : Person, Day, KRW 1,000

29세			30 ~ 34세				
급여일수 Reimbursed Days	진료비 Medical Expense	급여비 Benefit	진료실인원 Patients	내원일수 Visits	급여일수 Reimbursed Days	진료비 Medical Expense	급여비 Benefit
7,013	145,653	80,508	1,128	3,126	6,531	148,147	83,793
127	5,871	4,491	17	93	125	20,750	15,630
6,886	139,782	76,017	1,126	3,033	6,406	127,397	68,163
16,582	259,378	180,258	1,725	3,190	12,935	200,233	138,474
318	33,092	24,683	12	72	158	16,182	12,209
16,264	226,286	155,575	1,719	3,118	12,777	184,050	126,265
78,324	862,547	596,170	6,855	11,542	48,553	549,668	378,829
176	20,957	16,569	4	18	42	5,147	3,775
78,148	841,590	579,601	6,851	11,524	48,511	544,521	375,054
587,146	10,366,475	7,180,322	68,019	124,723	500,281	8,419,840	5,841,483
3,344	238,277	184,632	261	660	2,123	149,994	117,689
583,802	10,128,198	6,995,690	67,982	124,063	498,158	8,269,845	5,723,794
24	1,987	1,231	3	10	25	3,080	2,148
3	767	605	1	7	17	2,482	1,844
21	1,220	627	2	3	8	598	304
52	240	144	4	5	16	135	95
-	-	-	-	-	-	-	-
52	240	144	4	5	16	135	95
747	44,277	31,772	111	417	1,183	63,603	46,045
357	38,081	28,522	51	297	627	55,825	41,874
390	6,196	3,250	77	120	556	7,777	4,171
-	-	-	1	6	24	1,009	783
-	-	-	1	5	23	992	774
-	-	-	1	1	1	18	9
3	91	64	-	-	-	-	-
-	-	-	-	-	-	-	-
3	91	64	-	-	-	-	-
2,761	171,433	126,609	36	357	2,758	137,851	102,242
628	159,425	119,074	19	284	465	128,568	96,943
2,133	12,009	7,535	26	73	2,293	9,283	5,299
1	69	22	-	-	-	-	-
-	-	-	-	-	-	-	-
1	69	22	-	-	-	-	-
430	31,195	21,292	82	290	691	70,440	50,579
200	26,523	19,241	26	184	294	63,875	47,642
230	4,671	2,051	71	106	397	6,565	2,937
316,717	2,827,026	1,959,413	51,832	74,478	338,875	2,924,387	2,023,310
1,175	152,893	113,683	74	435	1,029	116,826	87,457
315,542	2,674,132	1,845,730	51,784	74,043	337,846	2,807,561	1,935,853
287,287	4,946,778	3,489,772	35,134	87,785	383,047	5,982,695	4,182,545
14,822	1,472,456	1,147,349	1,210	7,952	15,003	1,337,125	1,037,183
272,465	3,474,322	2,342,423	34,922	79,833	368,044	4,645,570	3,145,362
112	6,641	5,018	5	13	226	2,603	2,032
36	5,114	4,270	3	8	17	2,099	1,762
76	1,527	747	4	5	209	504	270
58	2,057	1,270	59	78	87	3,323	2,041
-	-	-	-	-	-	-	-
58	2,057	1,270	59	78	87	3,323	2,041
3,684	88,824	63,195	191	496	7,036	82,895	56,942
522	62,394	47,388	17	186	348	40,781	30,799
3,162	26,430	15,807	183	310	6,688	42,114	26,143
939,380	7,796,104	5,152,741	22,393	85,352	2,591,148	19,205,108	12,607,351
9,574	1,088,978	835,010	820	5,633	12,164	1,330,443	1,017,995
929,806	6,707,126	4,317,731	22,145	79,719	2,578,984	17,874,665	11,589,356
451,740	13,739,162	12,343,142	1,373	9,889	452,619	13,843,047	12,438,931
1,892	586,647	514,096	85	1,821	2,810	738,698	656,642
449,848	13,152,515	11,829,046	1,367	8,068	449,809	13,104,349	11,782,289
2,642	50,618	37,097	323	574	1,991	48,744	35,367
216	27,760	23,027	24	137	265	28,646	23,232
2,426	22,858	14,070	304	437	1,726	20,098	12,134

Note : Based on the Treatment Month (excluding herbal medicine,including pharmacy in Treatment Days Treatment Amount and Benefit Amount)

구 분 Division			35 ~ 39세					40세 ~	
			진료실인원 Patients	내원일수 Visits	급여일수 Reimbursed Days	진료비 Medical Expense	급여비 Benefit	진료실인원 Patients	내원일수 Visits
021	계 S.T	1,118	3,117	7,311	165,993	101,038	827	2,398	
	입원 I.P	22	144	278	32,544	25,318	15	154	
	외래 O.P	1,109	2,973	7,033	133,450	75,720	823	2,244	
022	계 S.T	1,665	3,049	12,935	182,885	127,407	1,168	2,250	
	입원 I.P	9	42	98	11,688	9,139	13	61	
	외래 O.P	1,659	3,007	12,837	171,197	118,268	1,159	2,189	
023	계 S.T	5,774	9,633	41,575	480,855	330,574	4,131	6,985	
	입원 I.P	5	34	57	10,483	8,071	2	13	
	외래 O.P	5,774	9,599	41,518	470,372	322,502	4,129	6,972	
024	계 S.T	66,152	118,267	506,244	7,699,214	5,326,610	50,513	92,562	
	입원 I.P	186	435	1,255	96,681	75,509	143	465	
	외래 O.P	66,124	117,832	504,989	7,602,533	5,251,101	50,497	92,097	
025	계 S.T	4	4	6	544	273	2	15	
	입원 I.P	-	-	-	-	-	2	14	
	외래 O.P	4	4	6	544	273	1	1	
026	계 S.T	1	1	6	23	16	5	5	
	입원 I.P	-	-	-	-	-	-	-	
	외래 O.P	1	1	6	23	16	5	5	
027	계 S.T	158	575	1,784	85,776	63,212	189	757	
	입원 I.P	57	380	677	74,094	56,508	78	495	
	외래 O.P	121	195	1,107	11,682	6,704	154	262	
028	계 S.T	-	-	-	-	-	1	1	
	입원 I.P	-	-	-	-	-	-	-	
	외래 O.P	-	-	-	-	-	1	1	
029	계 S.T	1	1	1	224	202	2	4	
	입원 I.P	-	-	-	-	-	-	-	
	외래 O.P	1	1	1	224	202	2	4	
030	계 S.T	44	321	2,465	115,418	83,407	34	276	
	입원 I.P	21	254	484	108,023	79,379	14	206	
	외래 O.P	35	67	1,981	7,395	4,028	28	70	
031	계 S.T	-	-	-	-	-	-	-	
	입원 I.P	-	-	-	-	-	-	-	
	외래 O.P	-	-	-	-	-	-	-	
032	계 S.T	55	256	1,610	59,666	43,828	47	317	
	입원 I.P	23	188	276	53,895	40,791	22	255	
	외래 O.P	45	68	1,334	5,771	3,037	38	62	
033	계 S.T	66,957	97,433	453,055	3,763,947	2,615,458	64,436	95,136	
	입원 I.P	69	767	1,385	166,178	131,851	92	521	
	외래 O.P	66,913	96,666	451,670	3,597,770	2,483,607	64,384	94,615	
034	계 S.T	50,657	129,310	582,524	8,785,137	6,158,621	49,792	129,546	
	입원 I.P	1,670	11,543	22,204	1,953,273	1,513,742	1,601	11,359	
	외래 O.P	50,356	117,767	560,320	6,831,864	4,644,879	49,421	118,187	
035	계 S.T	9	18	301	1,764	1,243	16	39	
	입원 I.P	1	5	8	1,171	930	5	20	
	외래 O.P	9	13	293	593	313	14	19	
036	계 S.T	35	48	58	1,791	1,133	12	13	
	입원 I.P	-	-	-	-	-	-	-	
	외래 O.P	35	48	58	1,791	1,133	12	13	
037	계 S.T	251	578	14,275	116,773	79,057	239	655	
	입원 I.P	16	103	283	23,217	16,802	31	288	
	외래 O.P	245	475	13,992	93,556	62,256	228	367	
038	계 S.T	44,891	180,864	6,037,375	42,610,857	27,843,937	53,716	212,643	
	입원 I.P	1,282	9,576	22,408	2,401,381	1,854,553	1,271	9,826	
	외래 O.P	44,539	171,288	6,014,967	40,209,477	25,989,384	53,349	202,817	
039	계 S.T	1,245	8,408	404,037	12,531,707	11,269,117	1,381	9,477	
	입원 I.P	84	1,610	2,419	691,218	609,836	77	1,603	
	외래 O.P	1,237	6,798	401,618	11,840,489	10,659,281	1,374	7,874	
040	계 S.T	379	670	2,361	62,728	47,135	295	589	
	입원 I.P	36	191	342	41,816	34,234	25	202	
	외래 O.P	355	479	2,019	20,912	12,901	273	387	

주 : 수진기준 (한의분류 제외, 급여일수, 진료비와 급여비는 약국포함)

연령별 급여현황(총계) <계속>

Disease Categories by Age(Total) <Cont'd>

(단위 : 명, 일, 천원)

Unit : Person, Day, KRW 1,000

44세			45세 ~ 49세				
급여일수 Reimbursed Days	진료비 Medical Expense	급여비 Benefit	진료실인원 Patients	내원일수 Visits	급여일수 Reimbursed Days	진료비 Medical Expense	급여비 Benefit
7,572	170,528	120,933	889	2,375	6,368	121,430	70,705
314	51,038	46,462	15	91	175	25,226	18,846
7,258	119,490	74,471	881	2,284	6,193	96,204	51,859
10,195	147,511	101,337	1,083	2,065	9,877	126,498	85,716
124	17,367	13,114	7	27	60	6,209	4,624
10,071	130,144	88,223	1,077	2,038	9,817	120,288	81,092
31,170	332,944	228,498	4,012	6,778	31,974	320,125	219,640
34	2,990	2,256	1	9	14	2,507	1,799
31,136	329,954	226,241	4,012	6,769	31,960	317,618	217,841
415,184	5,837,154	4,032,878	52,156	98,856	473,517	5,903,776	4,072,371
1,333	113,515	90,936	103	264	823	65,397	50,226
413,851	5,723,639	3,941,942	52,146	98,592	472,694	5,838,379	4,022,145
42	4,660	3,428	4	10	40	511	167
21	4,561	3,384	-	-	-	-	-
21	100	44	4	10	40	511	167
15	88	61	4	4	20	125	88
-	-	-	-	-	-	-	-
15	88	61	4	4	20	125	88
2,847	119,128	86,129	344	1,380	4,119	210,079	152,205
908	100,089	75,449	136	937	1,742	181,546	136,252
1,939	19,039	10,679	277	443	2,377	28,533	15,953
1	21	11	1	1	15	76	44
-	-	-	-	-	-	-	-
1	21	11	1	1	15	76	44
14	456	300	4	4	14	728	507
-	-	-	-	-	-	-	-
14	456	300	4	4	14	728	507
3,628	105,891	80,569	38	351	6,345	83,494	59,662
373	93,383	72,610	9	161	287	54,752	40,999
3,255	12,508	7,959	33	190	6,058	28,742	18,663
-	-	-	1	1	1	16	16
-	-	-	-	-	-	-	-
-	-	-	1	1	1	16	16
862	142,110	109,263	71	342	1,466	138,021	104,973
399	137,702	107,272	30	254	448	130,225	101,154
463	4,407	1,991	58	88	1,018	7,796	3,820
460,985	3,638,480	2,522,858	74,528	111,829	548,944	4,202,034	2,918,704
1,227	117,678	87,209	92	367	1,002	82,270	61,645
459,758	3,520,802	2,435,649	74,460	111,462	547,942	4,119,764	2,857,059
612,759	8,616,759	6,033,723	64,981	180,844	845,520	11,931,647	8,377,818
21,497	1,824,452	1,409,584	2,428	18,792	35,318	2,822,709	2,167,742
591,262	6,792,306	4,624,139	64,498	162,052	810,202	9,108,938	6,210,076
482	7,550	6,016	6	12	371	1,700	1,180
77	6,162	5,168	1	5	9	575	486
405	1,387	848	5	7	362	1,125	693
23	442	266	4	14	25	2,238	1,853
-	-	-	1	9	16	2,079	1,783
23	442	266	3	5	9	159	70
13,012	158,191	113,092	288	788	16,376	157,926	110,551
542	83,642	63,564	24	266	509	53,627	39,968
12,470	74,548	49,528	277	522	15,867	104,299	70,582
7,077,514	50,030,971	32,980,743	66,248	274,249	9,410,007	66,942,792	44,129,707
24,363	2,773,689	2,168,509	1,356	10,780	24,934	2,786,571	2,164,801
7,053,151	47,257,281	30,812,234	65,800	263,469	9,385,073	64,156,221	41,964,905
470,083	14,391,996	12,939,949	1,256	9,952	426,111	13,541,769	12,169,401
2,405	604,755	532,777	91	2,871	3,851	1,146,382	1,015,890
467,678	13,787,242	12,407,173	1,246	7,081	422,260	12,395,387	11,153,511
1,952	58,267	44,410	293	517	2,409	35,265	24,388
400	41,993	34,091	13	98	189	14,551	11,564
1,552	16,273	10,320	282	419	2,220	20,714	12,824

Note : Based on the Treatment Month (excluding herbal medicine,including pharmacy in Treatment Days Treatment Amount and Benefit Amount)

구 분 Division			50 ~ 54세					55세 ~	
			진료실인원 Patients	내원일수 Visits	급여일수 Reimbursed Days	진료비 Medical Expense	급여비 Benefit	진료실인원 Patients	내원일수 Visits
021	계 S.T	920	2,494	8,201	187,036	122,551	1,080	2,951	
	입원 I.P	26	238	467	78,453	62,511	36	221	
	외래 O.P	907	2,256	7,734	108,583	60,040	1,066	2,730	
022	계 S.T	742	1,415	7,894	89,376	60,629	453	915	
	입원 I.P	3	12	34	4,741	4,007	1	12	
	외래 O.P	740	1,403	7,860	84,634	56,622	453	903	
023	계 S.T	2,901	4,998	26,139	225,384	155,052	1,799	3,220	
	입원 I.P	1	-	5	10	8	-	-	
	외래 O.P	2,901	4,998	26,134	225,374	155,043	1,799	3,220	
024	계 S.T	45,216	86,916	477,430	4,926,928	3,401,550	35,088	66,957	
	입원 I.P	104	249	920	55,429	42,753	90	236	
	외래 O.P	45,200	86,667	476,510	4,871,499	3,358,797	35,080	66,721	
025	계 S.T	3	7	63	420	137	7	14	
	입원 I.P	-	-	-	-	-	-	-	
	외래 O.P	3	7	63	420	137	7	14	
026	계 S.T	2	2	19	63	41	4	4	
	입원 I.P	-	-	-	-	-	-	-	
	외래 O.P	2	2	19	63	41	4	4	
027	계 S.T	548	2,560	8,255	400,202	295,237	927	4,323	
	입원 I.P	260	1,847	3,502	358,262	271,278	451	3,132	
	외래 O.P	411	713	4,753	41,940	23,959	687	1,191	
028	계 S.T	7	19	97	1,184	481	10	52	
	입원 I.P	-	-	-	-	-	-	-	
	외래 O.P	7	19	97	1,184	481	10	52	
029	계 S.T	-	-	-	-	-	2	9	
	입원 I.P	-	-	-	-	-	-	-	
	외래 O.P	-	-	-	-	-	2	9	
030	계 S.T	60	859	5,652	423,801	327,492	61	635	
	입원 I.P	34	755	1,068	409,190	318,688	24	446	
	외래 O.P	41	104	4,584	14,611	8,805	49	189	
031	계 S.T	1	1	145	186	130	-	-	
	입원 I.P	-	-	-	-	-	-	-	
	외래 O.P	1	1	145	186	130	-	-	
032	계 S.T	65	452	2,736	179,062	141,290	90	652	
	입원 I.P	33	360	516	170,623	136,906	49	542	
	외래 O.P	50	92	2,220	8,438	4,384	68	110	
033	계 S.T	74,592	114,381	572,754	4,356,150	3,024,061	80,428	128,292	
	입원 I.P	112	628	1,368	159,342	120,957	108	531	
	외래 O.P	74,515	113,753	571,386	4,196,808	2,903,105	80,351	127,761	
034	계 S.T	79,144	237,569	1,127,518	15,851,676	11,144,808	98,802	316,796	
	입원 I.P	3,643	30,190	56,008	4,381,729	3,350,077	5,324	46,618	
	외래 O.P	78,327	207,379	1,071,510	11,469,947	7,794,731	97,629	270,178	
035	계 S.T	3	3	232	728	390	9	32	
	입원 I.P	-	-	-	-	-	3	20	
	외래 O.P	3	3	232	728	390	6	12	
036	계 S.T	2	2	183	67	47	4	7	
	입원 I.P	-	-	-	-	-	1	4	
	외래 O.P	2	2	183	67	47	3	3	
037	계 S.T	331	866	19,747	198,780	136,889	282	720	
	입원 I.P	32	279	516	67,526	51,128	17	184	
	외래 O.P	312	587	19,231	131,253	85,760	270	536	
038	계 S.T	67,787	294,254	9,950,486	74,064,550	48,703,645	71,911	312,841	
	입원 I.P	1,462	11,664	29,291	3,021,747	2,350,475	1,471	12,069	
	외래 O.P	67,311	282,590	9,921,195	71,042,803	46,353,170	71,382	300,772	
039	계 S.T	1,191	8,959	409,389	12,661,049	11,401,337	901	5,881	
	입원 I.P	85	2,432	3,380	831,815	748,157	55	873	
	외래 O.P	1,183	6,527	406,009	11,829,234	10,653,181	893	5,008	
040	계 S.T	227	382	1,951	34,477	25,635	217	390	
	입원 I.P	18	85	157	19,835	16,476	14	95	
	외래 O.P	213	297	1,794	14,642	9,159	206	295	

주 : 수진기준 (한의분류 제외, 급여일수, 진료비와 급여비는 약국포함)

연령별 급여현황(총계) <계속>

Disease Categories by Age(Total) <Cont'd>

(단위 : 명, 일, 천원)

Unit : Person, Day, KRW 1,000

59세			60 ~ 64세				
급여일수 Reimbursed Days	진료비 Medical Expense	급여비 Benefit	진료실인원 Patients	내원일수 Visits	급여일수 Reimbursed Days	진료비 Medical Expense	급여비 Benefit
9,813	177,740	103,366	1,337	3,598	13,929	194,477	109,604
598	62,049	44,231	35	256	764	48,223	34,590
9,215	115,691	59,135	1,315	3,342	13,165	146,253	75,014
5,384	53,509	36,183	269	531	3,334	33,503	23,027
19	2,326	1,754	2	24	57	6,213	4,714
5,365	51,184	34,428	267	507	3,277	27,290	18,312
18,334	148,365	102,308	875	1,659	8,892	76,821	52,717
-	-	-	1	2	2	263	207
18,334	148,365	102,308	874	1,657	8,890	76,559	52,511
404,557	3,678,612	2,538,933	22,829	43,646	264,104	2,286,933	1,582,269
748	50,134	38,241	58	176	501	33,837	25,877
403,809	3,628,479	2,500,692	22,824	43,470	263,603	2,253,096	1,556,392
97	876	336	5	26	48	5,599	3,964
-	-	-	2	18	30	5,045	3,758
97	876	336	4	8	18	553	205
44	194	136	3	3	26	96	68
-	-	-	-	-	-	-	-
44	194	136	3	3	26	96	68
16,257	686,313	503,033	1,096	5,660	23,769	934,444	692,763
5,922	602,490	453,519	556	4,240	7,817	833,829	631,343
10,335	83,823	49,514	804	1,420	15,952	100,615	61,420
628	2,620	1,702	11	24	193	2,451	1,094
-	-	-	1	2	2	123	95
628	2,620	1,702	10	22	191	2,327	999
9	276	141	-	-	-	-	-
-	-	-	-	-	-	-	-
9	276	141	-	-	-	-	-
8,800	246,774	185,331	68	1,528	9,696	537,541	417,434
665	218,863	168,095	37	1,381	1,802	510,408	399,907
8,135	27,911	17,237	47	147	7,894	27,134	17,527
-	-	-	-	-	-	-	-
-	-	-	-	-	-	-	-
-	-	-	-	-	-	-	-
2,191	270,024	209,267	107	778	2,959	391,036	300,239
897	260,916	204,815	59	650	1,017	379,886	294,914
1,294	9,109	4,452	82	128	1,942	11,150	5,325
662,178	4,852,893	3,355,383	67,436	112,275	604,582	4,337,159	3,018,539
1,414	127,329	95,224	124	788	1,929	189,987	152,562
660,764	4,725,564	3,260,159	67,356	111,487	602,653	4,147,172	2,865,977
1,549,454	21,467,262	15,147,403	88,972	307,390	1,566,379	20,653,162	14,577,023
84,585	6,594,791	5,051,582	4,915	45,198	80,820	6,485,597	4,970,894
1,464,869	14,872,471	10,095,821	87,905	262,192	1,485,559	14,167,565	9,606,129
258	5,279	4,057	5	18	502	6,593	5,139
37	4,510	3,535	1	14	22	5,610	4,489
221	769	521	4	4	480	983	650
28	2,984	2,400	4	5	12	180	113
6	2,754	2,264	-	-	-	-	-
22	230	136	4	5	12	180	113
20,544	168,765	123,035	257	627	16,882	136,596	99,928
378	37,011	28,074	10	71	146	22,787	16,906
20,166	131,754	94,961	248	556	16,736	113,810	83,022
10,648,571	79,887,891	52,533,252	57,379	240,851	8,015,229	62,055,049	40,853,130
30,361	3,344,129	2,624,660	1,085	8,201	23,325	2,833,895	2,289,265
10,618,210	76,543,762	49,908,591	56,974	232,650	7,991,904	59,221,154	38,563,864
305,947	9,202,096	8,284,641	701	4,789	246,322	7,326,107	6,594,723
1,322	365,445	329,320	44	778	1,087	281,933	250,267
304,625	8,836,651	7,955,321	696	4,011	245,235	7,044,174	6,344,456
1,666	30,100	22,353	144	242	1,320	18,307	13,212
172	17,651	14,620	7	51	74	9,922	7,873
1,494	12,449	7,733	137	191	1,246	8,385	5,339

Note : Based on the Treatment Month (excluding herbal medicine,including pharmacy in Treatment Days Treatment Amount and Benefit Amount)

구 분 Division			65 ~ 69세					70세 ~	
			진료실인원 Patients	내원일수 Visits	급여일수 Reimbursed Days	진료비 Medical Expense	급여비 Benefit	진료실인원 Patients	내원일수 Visits
021	계 S.T	1,120	3,111	11,443	159,656	90,919	1,135	3,068	
	입원 I.P	40	248	744	46,149	34,434	31	129	
	외래 O.P	1,102	2,863	10,699	113,507	56,485	1,121	2,939	
022	계 S.T	106	225	2,260	13,712	10,144	73	166	
	입원 I.P	-	-	-	-	-	-	-	
	외래 O.P	106	225	2,260	13,712	10,144	73	166	
023	계 S.T	395	830	4,715	38,104	27,849	183	396	
	입원 I.P	-	-	-	-	-	1	13	
	외래 O.P	395	830	4,715	38,104	27,849	183	383	
024	계 S.T	12,375	24,516	138,952	1,205,202	881,544	7,591	15,495	
	입원 I.P	33	106	323	24,771	18,963	27	81	
	외래 O.P	12,371	24,410	138,629	1,180,432	862,581	7,586	15,414	
025	계 S.T	4	24	37	6,450	4,678	4	5	
	입원 I.P	2	21	34	6,269	4,626	1	1	
	외래 O.P	3	3	3	181	52	3	4	
026	계 S.T	2	2	3	46	34	-	-	
	입원 I.P	-	-	-	-	-	-	-	
	외래 O.P	2	2	3	46	34	-	-	
027	계 S.T	1,030	5,764	20,936	1,001,106	752,884	901	5,372	
	입원 I.P	580	4,479	8,312	917,344	701,749	486	4,204	
	외래 O.P	718	1,285	12,624	83,762	51,135	656	1,168	
028	계 S.T	4	4	34	101	53	3	3	
	입원 I.P	-	-	-	-	-	-	-	
	외래 O.P	4	4	34	101	53	3	3	
029	계 S.T	-	-	1	7	6	-	-	
	입원 I.P	-	-	-	-	-	-	-	
	외래 O.P	-	-	1	7	6	-	-	
030	계 S.T	44	981	5,938	236,933	176,425	52	685	
	입원 I.P	21	865	1,130	220,876	166,699	27	564	
	외래 O.P	32	116	4,808	16,057	9,726	35	121	
031	계 S.T	-	-	-	-	-	-	-	
	입원 I.P	-	-	-	-	-	-	-	
	외래 O.P	-	-	-	-	-	-	-	
032	계 S.T	71	652	1,669	386,878	298,723	78	587	
	입원 I.P	38	574	859	380,732	295,724	43	487	
	외래 O.P	51	78	810	6,146	2,999	56	100	
033	계 S.T	48,174	85,545	448,282	3,165,627	2,389,115	36,003	66,990	
	입원 I.P	81	439	1,202	120,729	93,695	53	402	
	외래 O.P	48,123	85,106	447,080	3,044,898	2,295,420	35,965	66,588	
034	계 S.T	64,519	240,794	1,276,825	15,592,352	11,342,779	49,491	196,190	
	입원 I.P	3,374	32,462	59,027	4,695,480	3,591,812	2,678	25,368	
	외래 O.P	63,857	208,332	1,217,798	10,896,872	7,750,966	48,926	170,822	
035	계 S.T	4	5	80	415	304	1	1	
	입원 I.P	-	-	-	-	-	-	-	
	외래 O.P	4	5	80	415	304	1	1	
036	계 S.T	-	-	32	146	102	1	2	
	입원 I.P	-	-	-	-	-	-	-	
	외래 O.P	-	-	32	146	102	1	2	
037	계 S.T	157	340	7,460	58,438	42,752	95	273	
	입원 I.P	4	65	131	17,509	14,525	7	104	
	외래 O.P	157	275	7,329	40,930	28,227	92	169	
038	계 S.T	32,868	136,105	4,266,184	35,608,835	23,503,402	20,691	85,603	
	입원 I.P	621	5,751	13,260	1,527,048	1,193,628	424	4,266	
	외래 O.P	32,638	130,354	4,252,924	34,081,788	22,309,773	20,523	81,337	
039	계 S.T	403	3,878	144,015	4,324,538	3,882,994	251	2,309	
	입원 I.P	39	1,326	1,834	309,511	269,421	19	763	
	외래 O.P	399	2,552	142,181	4,015,027	3,613,573	249	1,546	
040	계 S.T	77	152	692	11,469	8,258	59	105	
	입원 I.P	5	32	49	6,341	4,836	4	28	
	외래 O.P	73	120	643	5,128	3,422	56	77	

주 : 수진기준 (한의분류 제외, 급여일수, 진료비와 급여비는 약국포함)

연령별 급여현황(총계) <계속>

Disease Categories by Age(Total) <Cont'd>

(단위 : 명, 일, 천원)

Unit : Person, Day, KRW 1,000

74세			75세이상				
급여일수 Reimbursed Days	진료비 Medical Expense	급여비 Benefit	진료실인원 Patients	내원일수 Visits	급여일수 Reimbursed Days	진료비 Medical Expense	급여비 Benefit
12,164	162,686	94,697	1,861	4,496	16,976	262,677	164,822
363	44,827	34,779	45	452	738	71,940	54,334
11,801	117,860	59,919	1,837	4,044	16,238	190,736	110,488
1,208	7,460	5,353	85	176	1,486	12,510	9,634
-	-	-	1	16	36	3,941	3,049
1,208	7,460	5,353	84	160	1,450	8,569	6,585
2,175	21,156	15,844	180	402	2,821	17,223	13,065
29	4,355	3,370	-	-	-	-	-
2,146	16,801	12,473	180	402	2,821	17,223	13,065
83,125	721,898	532,265	6,921	14,399	80,857	660,602	489,122
267	19,584	14,758	28	125	402	19,528	14,730
82,858	702,314	517,507	6,915	14,274	80,455	641,074	474,393
7	384	236	3	4	74	306	163
3	227	181	-	-	-	-	-
4	158	55	3	4	74	306	163
-	-	-	4	4	39	118	95
-	-	-	-	-	-	-	-
-	-	-	4	4	39	118	95
19,499	917,507	682,402	1,702	11,348	39,282	2,312,535	1,741,262
7,172	835,551	632,385	1,100	9,668	17,143	2,179,078	1,656,800
12,327	81,956	50,016	1,009	1,680	22,139	133,457	84,462
31	169	65	4	5	103	691	454
-	-	-	-	-	-	-	-
31	169	65	4	5	103	691	454
-	-	-	1	1	2	361	229
-	-	-	-	-	-	-	-
-	-	-	1	1	2	361	229
8,302	269,887	215,555	96	1,701	15,047	452,690	341,270
851	243,569	197,324	45	1,478	1,860	408,023	312,147
7,451	26,318	18,230	61	223	13,187	44,666	29,123
-	-	-	-	-	-	-	-
-	-	-	-	-	-	-	-
-	-	-	-	-	-	-	-
1,746	243,584	189,216	176	2,178	6,870	820,620	632,047
723	236,343	185,633	131	2,026	2,753	801,479	621,201
1,023	7,241	3,583	88	152	4,117	19,141	10,846
344,545	2,360,763	1,792,932	44,417	84,096	414,256	3,119,380	2,390,664
855	75,333	57,729	118	1,713	2,945	395,355	302,447
343,690	2,285,430	1,735,202	44,335	82,383	411,311	2,724,025	2,088,218
1,073,552	12,353,451	9,014,532	79,632	366,374	2,118,311	26,457,461	19,449,789
45,548	3,744,804	2,865,259	6,863	81,014	135,910	11,598,001	8,871,294
1,028,004	8,608,647	6,149,273	77,957	285,360	1,982,401	14,859,460	10,578,496
80	97	72	6	6	330	934	623
-	-	-	-	-	-	-	-
80	97	72	6	6	330	934	623
195	298	204	1	1	18	43	35
-	-	-	-	-	-	-	-
195	298	204	1	1	18	43	35
4,998	59,829	43,335	163	368	4,401	105,044	76,617
207	33,788	26,409	14	150	205	79,593	60,122
4,791	26,041	16,926	151	218	4,196	25,451	16,495
2,473,247	23,591,219	15,516,489	19,737	83,136	2,136,238	23,344,920	15,723,090
8,721	982,982	757,180	936	10,950	21,087	2,322,989	1,796,175
2,464,526	22,608,237	14,759,310	19,253	72,186	2,115,151	21,021,930	13,926,915
89,346	2,779,398	2,490,468	212	2,623	71,205	2,155,331	1,930,820
975	304,026	268,668	24	1,448	1,680	256,032	221,425
88,371	2,475,372	2,221,800	208	1,175	69,525	1,899,299	1,709,395
324	8,834	6,835	92	227	670	20,842	15,838
45	5,938	4,894	12	96	172	16,349	12,728
279	2,896	1,941	83	131	498	4,493	3,110

Note : Based on the Treatment Month (excluding herbal medicine,including pharmacy in Treatment Days Treatment Amount and Benefit Amount)

구 분 Division			총 계 G.T				0세	
			진료실인원 Patients	내원일수 Visits	급여일수 Reimbursed Days	진료비 Medical Expense	급여비 Benefit	진료실인원 Patients
041	계 S.T	1,506,763	3,595,898	9,397,721	173,764,935	127,451,746	19,161	41,743
	입원 I.P	52,532	220,941	425,550	38,585,763	33,602,921	4,204	14,839
	외래 O.P	1,480,621	3,374,957	8,972,171	135,179,172	93,848,825	16,706	26,904
042	계 S.T	3,374,902	7,397,910	52,714,118	323,592,050	230,005,808	12,396	18,070
	입원 I.P	3,146	31,637	73,813	14,539,576	11,907,087	19	72
	외래 O.P	3,373,168	7,366,273	52,640,305	309,052,474	218,098,721	12,386	17,998
043	계 S.T	1,214	4,078	15,755	820,179	610,705	-	-
	입원 I.P	398	2,430	5,957	738,685	567,600	-	-
	외래 O.P	1,137	1,648	9,798	81,494	43,105	-	-
044	계 S.T	2	26	289	1,737	781	-	-
	입원 I.P	-	-	-	-	-	-	-
	외래 O.P	2	26	289	1,737	781	-	-
045	계 S.T	27	39	586	1,883	1,200	-	-
	입원 I.P	1	1	1	340	223	-	-
	외래 O.P	26	38	585	1,543	976	-	-
046	계 S.T	55	80	1,404	7,217	4,937	-	-
	입원 I.P	2	7	12	3,090	2,246	-	-
	외래 O.P	55	73	1,392	4,127	2,691	-	-
047	계 S.T	4,064	7,078	82,128	559,219	360,029	4	6
	입원 I.P	72	1,260	1,776	214,465	156,632	-	-
	외래 O.P	4,016	5,818	80,352	344,755	203,397	4	6
048	계 S.T	16	81	599	24,922	17,361	-	-
	입원 I.P	3	38	65	19,679	14,656	-	-
	외래 O.P	16	43	534	5,243	2,706	-	-
049	계 S.T	18	18	113	604	401	1	1
	입원 I.P	-	-	-	-	-	-	-
	외래 O.P	18	18	113	604	401	1	1
050	계 S.T	9	16	75	577	423	-	-
	입원 I.P	-	-	-	-	-	-	-
	외래 O.P	9	16	75	577	423	-	-
051	계 S.T	-	-	72	185	132	-	-
	입원 I.P	-	-	-	-	-	-	-
	외래 O.P	-	-	72	185	132	-	-
052	계 S.T	894	1,013	2,119	11,611	7,282	-	-
	입원 I.P	-	-	-	-	-	-	-
	외래 O.P	894	1,013	2,119	11,611	7,282	-	-
053	계 S.T	7,923	11,583	102,690	1,010,830	667,385	13	15
	입원 I.P	199	1,141	2,671	398,972	300,797	-	-
	외래 O.P	7,806	10,442	100,019	611,858	366,588	13	15
054	계 S.T	6,888	13,757	419,895	2,073,227	1,385,302	-	-
	입원 I.P	110	2,288	3,216	411,327	322,348	-	-
	외래 O.P	6,813	11,469	416,679	1,661,900	1,062,953	-	-
055	계 S.T	494	1,532	9,370	87,486	58,938	-	-
	입원 I.P	9	257	358	31,312	24,276	-	-
	외래 O.P	488	1,275	9,012	56,174	34,662	-	-
056	계 S.T	10	25	254	3,206	2,446	-	-
	입원 I.P	1	11	39	2,299	1,743	-	-
	외래 O.P	10	14	215	907	703	-	-
057	계 S.T	114,776	202,487	1,068,777	12,161,940	9,234,119	579	915
	입원 I.P	1,289	13,905	21,817	5,459,658	4,643,007	12	81
	외래 O.P	113,775	188,582	1,046,960	6,702,282	4,591,112	568	834
058	계 S.T	19,021	426,779	1,778,849	116,047,797	106,749,815	-	-
	입원 I.P	5,891	202,397	317,819	63,583,216	57,647,655	-	-
	외래 O.P	18,517	224,382	1,461,030	52,464,581	49,102,160	-	-
059	계 S.T	9,891	283,168	1,656,124	89,824,588	82,886,875	-	-
	입원 I.P	4,469	169,764	287,685	64,075,678	58,847,997	-	-
	외래 O.P	9,437	113,404	1,368,439	25,748,910	24,038,878	-	-
060	계 S.T	157,921	2,135,408	13,514,225	549,626,220	496,046,968	-	-
	입원 I.P	41,548	1,203,175	2,056,784	368,189,754	330,399,842	-	-
	외래 O.P	154,179	932,233	11,457,441	181,436,466	165,647,126	-	-

주 : 수진기준 (한의분류 제외, 급여일수, 진료비와 급여비는 약국포함)

연령별 급여현황(총계) <계속>

Disease Categories by Age(Total) <Cont'd>

(단위 : 명, 일, 천원)

Unit : Person, Day, KRW 1,000

0Age			1 ~ 4세				
급여일수 Reimbursed Days	진료비 Medical Expense	급여비 Benefit	진료실인원 Patients	내원일수 Visits	급여일수 Reimbursed Days	진료비 Medical Expense	급여비 Benefit
107,699	4,113,299	3,618,221	439,466	1,047,621	3,256,317	40,230,016	32,865,540
28,560	3,252,569	3,033,088	32,383	125,445	246,744	16,803,497	15,204,243
79,139	860,729	585,133	425,875	922,176	3,009,573	23,426,519	17,661,297
57,287	443,168	346,727	56,727	77,568	287,871	2,090,724	1,637,977
110	9,178	8,566	60	250	511	32,522	29,588
57,177	433,991	338,161	56,695	77,318	287,360	2,058,203	1,608,389
4	11	9	6	14	81	1,674	1,499
-	-	-	2	10	26	1,470	1,339
4	11	9	4	4	55	203	160
-	-	-	-	-	-	-	-
-	-	-	-	-	-	-	-
-	-	-	-	-	-	-	-
-	-	-	1	1	30	46	36
-	-	-	-	-	-	-	-
-	-	-	1	1	30	46	36
-	-	-	-	-	-	-	-
-	-	-	-	-	40	90	72
-	-	-	-	-	-	-	-
-	-	-	-	-	40	90	72
6	136	110	7	11	22	412	293
-	-	-	-	-	-	-	-
6	136	110	7	11	22	412	293
-	-	-	-	-	-	-	-
-	-	-	-	-	-	-	-
-	-	-	-	-	-	-	-
1	21	15	-	-	-	-	-
-	-	-	-	-	-	-	-
1	21	15	-	-	-	-	-
-	-	-	-	-	-	-	-
-	-	-	-	-	-	-	-
-	-	-	-	-	-	-	-
-	-	-	-	-	-	-	-
-	-	-	-	-	-	-	-
-	-	-	-	-	-	-	-
-	-	-	-	-	-	-	-
-	-	-	15	24	37	642	393
-	-	-	-	-	-	-	-
-	-	-	15	24	37	642	393
24	292	212	851	964	2,315	21,601	15,806
-	-	-	-	-	-	-	-
24	292	212	851	964	2,315	21,601	15,806
-	-	-	1	5	25	1,309	1,159
-	-	-	1	5	25	1,309	1,159
-	-	-	-	-	-	-	-
-	-	-	-	-	-	-	-
-	-	-	-	-	-	-	-
-	-	-	-	-	-	-	-
-	-	-	-	-	-	-	-
-	-	-	-	-	-	-	-
-	-	-	-	-	-	-	-
2,908	66,504	57,728	7,419	11,874	42,726	382,599	298,673
94	40,281	38,404	55	152	275	29,778	27,430
2,814	26,223	19,323	7,376	11,722	42,451	352,821	271,243
-	-	-	9	23	38	6,572	6,066
-	-	-	1	8	15	5,659	5,329
-	-	-	9	15	23	913	737
-	-	-	-	-	-	-	-
-	-	-	-	-	-	-	-
-	-	-	-	-	-	-	-
-	-	-	-	-	-	-	-
-	-	-	-	-	-	-	-
-	-	-	-	-	-	-	-
-	-	-	-	-	-	-	-
-	-	-	-	-	-	-	-

Note : Based on the Treatment Month (excluding herbal medicine,including pharmacy in Treatment Days Treatment Amount and Benefit Amount)

구 분 Division			5 ~ 9세				10세 ~		
			진료실인원 Patients	내원일수 Visits	급여일수 Reimbursed Days	진료비 Medical Expense	급여비 Benefit	진료실인원 Patients	내원일수 Visits
041	계 S.T		280,833	620,145	1,497,650	26,312,097	19,408,148	140,152	384,539
	입원 I.P		6,782	28,877	54,902	4,806,968	4,324,502	1,705	7,430
	외래 O.P		277,104	591,268	1,442,748	21,505,129	15,083,646	139,109	377,109
042	계 S.T		30,309	42,596	168,732	1,222,928	874,834	36,647	57,944
	입원 I.P		19	109	183	17,854	16,127	11	76
	외래 O.P		30,303	42,487	168,549	1,205,075	858,707	36,641	57,868
043	계 S.T		22	44	110	3,925	3,377	64	131
	입원 I.P		3	18	46	3,335	3,070	10	60
	외래 O.P		22	26	64	590	307	64	71
044	계 S.T		-	-	-	-	-	-	-
	입원 I.P		-	-	-	-	-	-	-
	외래 O.P		-	-	-	-	-	-	-
045	계 S.T		-	-	-	-	-	2	2
	입원 I.P		-	-	-	-	-	-	-
	외래 O.P		-	-	-	-	-	2	2
046	계 S.T		2	2	31	116	84	1	1
	입원 I.P		-	-	-	-	-	-	-
	외래 O.P		2	2	31	116	84	1	1
047	계 S.T		9	13	286	976	669	19	26
	입원 I.P		-	-	-	-	-	-	-
	외래 O.P		9	13	286	976	669	19	26
048	계 S.T		-	-	-	-	-	-	-
	입원 I.P		-	-	-	-	-	-	-
	외래 O.P		-	-	-	-	-	-	-
049	계 S.T		-	-	-	-	-	-	-
	입원 I.P		-	-	-	-	-	-	-
	외래 O.P		-	-	-	-	-	-	-
050	계 S.T		-	-	-	-	-	-	-
	입원 I.P		-	-	-	-	-	-	-
	외래 O.P		-	-	-	-	-	-	-
051	계 S.T		-	-	-	-	-	1	1
	입원 I.P		-	-	-	-	-	-	-
	외래 O.P		-	-	-	-	-	1	1
052	계 S.T		23	34	55	726	412	9	13
	입원 I.P		-	-	-	-	-	-	-
	외래 O.P		23	34	55	726	412	9	13
053	계 S.T		985	1,108	2,346	27,726	19,182	121	153
	입원 I.P		8	17	40	3,410	3,195	3	10
	외래 O.P		979	1,091	2,306	24,315	15,987	119	143
054	계 S.T		-	-	-	-	-	4	6
	입원 I.P		-	-	-	-	-	-	-
	외래 O.P		-	-	-	-	-	4	6
055	계 S.T		-	-	-	-	-	-	-
	입원 I.P		-	-	-	-	-	-	-
	외래 O.P		-	-	-	-	-	-	-
056	계 S.T		-	-	-	-	-	-	-
	입원 I.P		-	-	-	-	-	-	-
	외래 O.P		-	-	-	-	-	-	-
057	계 S.T		8,007	11,293	37,070	307,085	220,787	3,453	5,378
	입원 I.P		29	108	187	16,463	15,062	7	41
	외래 O.P		7,986	11,185	36,883	290,622	205,725	3,448	5,337
058	계 S.T		20	226	827	79,094	72,287	32	175
	입원 I.P		4	94	145	44,040	39,867	2	13
	외래 O.P		19	132	682	35,055	32,421	32	162
059	계 S.T		1	1	34	51	40	-	-
	입원 I.P		-	-	-	-	-	-	-
	외래 O.P		1	1	34	51	40	-	-
060	계 S.T		1	2	4	275	150	2	15
	입원 I.P		-	-	-	-	-	-	-
	외래 O.P		1	2	4	275	150	2	15

주 : 수진기준 (한의분류 제외, 급여일수, 진료비와 급여비는 약국포함)

연령별 급여현황(총계) <계속>

Disease Categories by Age(Total) <Cont'd>

(단위 : 명, 일, 천원)

Unit : Person, Day, KRW 1,000

14세			15 ~ 19세				
급여일수 Reimbursed Days	진료비 Medical Expense	급여비 Benefit	진료실인원 Patients	내원일수 Visits	급여일수 Reimbursed Days	진료비 Medical Expense	급여비 Benefit
720,943	20,153,878	14,016,566	73,390	208,798	424,626	12,327,490	8,427,420
13,752	1,339,160	1,210,186	872	4,165	8,027	983,923	788,961
707,191	18,814,718	12,806,381	72,842	204,633	416,599	11,343,567	7,638,458
291,320	1,858,686	1,299,538	79,072	138,043	849,650	5,389,233	3,787,312
159	19,068	17,344	25	233	491	86,528	77,309
291,161	1,839,618	1,282,194	79,064	137,810	849,159	5,302,705	3,710,003
476	15,395	13,583	78	189	619	25,728	19,560
139	13,235	12,252	16	90	228	22,253	17,585
337	2,160	1,331	76	99	391	3,475	1,975
-	-	-	-	-	-	-	-
-	-	-	-	-	-	-	-
-	-	-	-	-	-	-	-
5	42	26	2	3	3	270	135
-	-	-	-	-	-	-	-
5	42	26	2	3	3	270	135
42	133	94	-	-	7	26	18
-	-	-	-	-	-	-	-
42	133	94	-	-	7	26	18
104	1,368	741	29	50	148	4,792	3,457
-	-	-	2	9	23	3,376	2,613
104	1,368	741	29	41	125	1,416	843
-	-	-	-	-	-	-	-
-	-	-	-	-	-	-	-
-	-	-	-	-	-	-	-
-	-	-	-	-	-	-	-
-	-	-	-	-	-	-	-
-	-	-	-	-	-	-	-
-	-	-	-	-	3	15	11
-	-	-	-	-	-	-	-
-	-	-	-	-	3	15	11
2	9	9	-	-	-	-	-
-	-	-	-	-	-	-	-
2	9	9	-	-	-	-	-
29	389	155	6	6	11	55	43
-	-	-	-	-	-	-	-
29	389	155	6	6	11	55	43
373	6,751	5,161	72	85	207	2,265	1,368
28	3,083	2,878	-	-	-	-	-
345	3,669	2,283	72	85	207	2,265	1,368
16	198	97	96	117	345	3,526	2,261
-	-	-	-	-	-	-	-
16	198	97	96	117	345	3,526	2,261
-	-	-	4	5	5	239	158
-	-	-	4	5	5	239	158
-	-	-	-	-	-	-	-
-	-	-	-	-	-	-	-
-	-	-	-	-	-	-	-
19,520	158,598	107,957	3,363	6,466	26,666	230,831	161,854
64	6,535	5,953	24	156	348	37,389	29,959
19,456	152,064	102,003	3,347	6,310	26,318	193,441	131,896
306	49,330	45,155	97	1,693	4,252	480,140	444,370
22	8,050	6,634	22	625	980	192,308	174,695
284	41,280	38,521	97	1,068	3,272	287,832	269,675
-	-	-	-	-	-	-	-
-	-	-	-	-	-	-	-
-	-	-	-	-	-	-	-
115	649	302	8	186	1,190	75,756	67,901
-	-	-	2	112	148	33,040	28,166
115	649	302	8	74	1,042	42,717	39,735

Note : Based on the Treatment Month (excluding herbal medicine,including pharmacy in Treatment Days Treatment Amount and Benefit Amount)

구 분 Division			20 ~ 24세				25세 ~		
			진료실인원 Patients	내원일수 Visits	급여일수 Reimbursed Days	진료비 Medical Expense	급여비 Benefit	진료실인원 Patients	내원일수 Visits
041	계	S.T	68,506	178,160	364,473	10,868,969	7,318,466	66,787	173,891
	입원	I.P	785	3,461	7,257	953,522	710,575	895	4,144
	외래	O.P	67,982	174,699	357,216	9,915,447	6,607,891	66,156	169,747
042	계	S.T	177,737	322,138	1,759,935	13,488,128	9,356,190	237,564	461,283
	입원	I.P	39	166	462	72,405	59,979	70	198
	외래	O.P	177,715	321,972	1,759,473	13,415,723	9,296,212	237,525	461,085
043	계	S.T	190	825	2,436	181,944	132,990	90	332
	입원	I.P	86	553	1,301	167,095	125,910	36	213
	외래	O.P	179	272	1,135	14,849	7,080	77	119
044	계	S.T	-	-	-	-	-	-	-
	입원	I.P	-	-	-	-	-	-	-
	외래	O.P	-	-	-	-	-	-	-
045	계	S.T	-	-	-	-	-	1	2
	입원	I.P	-	-	-	-	-	-	-
	외래	O.P	-	-	-	-	-	1	2
046	계	S.T	2	10	47	1,945	1,154	1	1
	입원	I.P	1	3	8	1,311	897	-	-
	외래	O.P	2	7	39	634	257	1	1
047	계	S.T	70	114	1,877	7,887	4,922	116	257
	입원	I.P	1	6	13	1,343	985	5	80
	외래	O.P	70	108	1,864	6,544	3,937	114	177
048	계	S.T	1	1	5	27	19	-	-
	입원	I.P	-	-	-	-	-	-	-
	외래	O.P	1	1	5	27	19	-	-
049	계	S.T	1	1	1	8	5	3	3
	입원	I.P	-	-	-	-	-	-	-
	외래	O.P	1	1	1	8	5	3	3
050	계	S.T	-	-	5	12	8	1	1
	입원	I.P	-	-	-	-	-	-	-
	외래	O.P	-	-	5	12	8	1	1
051	계	S.T	-	-	-	-	-	-	-
	입원	I.P	-	-	-	-	-	-	-
	외래	O.P	-	-	-	-	-	-	-
052	계	S.T	12	12	16	174	127	17	24
	입원	I.P	-	-	-	-	-	-	-
	외래	O.P	12	12	16	174	127	17	24
053	계	S.T	103	140	737	13,090	8,268	151	200
	입원	I.P	4	16	58	7,020	4,904	2	5
	외래	O.P	101	124	679	6,070	3,364	149	195
054	계	S.T	299	392	583	13,201	7,904	260	345
	입원	I.P	-	-	-	-	-	-	-
	외래	O.P	299	392	583	13,201	7,904	260	345
055	계	S.T	1	2	2	83	58	1	1
	입원	I.P	-	-	-	-	-	-	-
	외래	O.P	1	2	2	83	58	1	1
056	계	S.T	-	-	-	-	-	-	-
	입원	I.P	-	-	-	-	-	-	-
	외래	O.P	-	-	-	-	-	-	-
057	계	S.T	6,104	9,313	43,109	402,763	277,643	7,130	10,894
	입원	I.P	43	286	522	81,973	66,249	40	284
	외래	O.P	6,073	9,027	42,587	320,790	211,395	7,097	10,610
058	계	S.T	195	2,609	8,612	729,007	671,349	274	3,077
	입원	I.P	39	820	1,658	305,390	274,620	44	1,113
	외래	O.P	195	1,789	6,954	423,617	396,728	270	1,964
059	계	S.T	-	-	-	-	-	1	1
	입원	I.P	-	-	-	-	-	-	-
	외래	O.P	-	-	-	-	-	1	1
060	계	S.T	42	1,100	6,018	451,330	411,638	138	2,940
	입원	I.P	28	647	1,702	337,248	306,436	56	1,376
	외래	O.P	39	453	4,316	114,083	105,201	136	1,564

주 : 수진기준 (한의분류 제외, 급여일수, 진료비와 급여비는 약국포함)

연령별 급여현황(총계) <계속>

Disease Categories by Age(Total) <Cont'd>

(단위 : 명, 일, 천원)

Unit : Person, Day, KRW 1,000

29세			30 ~ 34세				
급여일수 Reimbursed Days	진료비 Medical Expense	급여비 Benefit	진료실인원 Patients	내원일수 Visits	급여일수 Reimbursed Days	진료비 Medical Expense	급여비 Benefit
373,469	10,741,661	7,314,911	63,065	153,844	361,299	8,479,310	5,771,169
8,093	1,262,910	976,658	788	3,168	6,712	891,811	672,678
365,376	9,478,752	6,338,253	62,522	150,676	354,587	7,587,499	5,098,491
2,483,298	19,407,530	13,483,219	241,629	478,693	2,654,368	19,683,556	13,700,786
1,010	49,073	40,673	75	297	1,534	119,797	97,588
2,482,288	19,358,457	13,442,546	241,580	478,396	2,652,834	19,563,760	13,603,199
1,226	52,070	37,972	75	235	907	57,031	42,761
531	46,285	35,038	26	129	356	52,258	40,363
695	5,785	2,934	69	106	551	4,773	2,399
-	-	-	-	-	-	-	-
-	-	-	-	-	-	-	-
-	-	-	-	-	-	-	-
47	67	47	2	2	17	41	17
-	-	-	-	-	-	-	-
47	67	47	2	2	17	41	17
2	28	19	2	2	12	65	44
-	-	-	-	-	-	-	-
2	28	19	2	2	12	65	44
2,315	17,533	12,277	78	108	1,920	7,450	4,554
99	8,143	6,478	-	-	-	-	-
2,216	9,390	5,798	78	108	1,920	7,450	4,554
-	-	-	-	-	-	-	-
-	-	-	-	-	-	-	-
-	-	-	-	-	-	-	-
6	67	45	5	5	27	274	170
-	-	-	-	-	-	-	-
6	67	45	5	5	27	274	170
6	30	21	-	-	-	-	-
-	-	-	-	-	-	-	-
6	30	21	-	-	-	-	-
-	-	-	-	-	-	-	-
-	-	-	-	-	-	-	-
-	-	-	-	-	-	-	-
90	706	311	27	30	119	786	456
-	-	-	-	-	-	-	-
90	706	311	27	30	119	786	456
647	12,179	7,302	160	209	1,412	20,698	13,228
14	1,759	1,256	2	5	19	1,777	1,278
633	10,420	6,046	159	204	1,393	18,921	11,950
1,369	14,267	8,508	218	322	1,916	21,395	11,949
-	-	-	-	-	-	-	-
1,369	14,267	8,508	218	322	1,916	21,395	11,949
30	55	39	1	3	3	205	103
-	-	-	-	-	-	-	-
30	55	39	1	3	3	205	103
-	-	-	-	-	-	-	-
-	-	-	-	-	-	-	-
-	-	-	-	-	-	-	-
51,154	491,582	343,181	6,429	9,654	43,722	396,551	270,905
471	93,228	77,681	29	198	341	50,207	40,112
50,683	398,355	265,501	6,406	9,456	43,381	346,343	230,793
9,040	835,334	765,513	350	5,433	15,383	1,628,270	1,495,586
1,736	443,767	401,842	75	1,931	3,480	839,146	761,413
7,304	391,566	363,671	349	3,502	11,903	789,124	734,174
1	123	117	7	230	725	42,152	38,721
-	-	-	2	164	238	31,506	29,194
1	123	117	6	66	487	10,646	9,526
14,022	994,786	909,773	520	9,293	44,918	2,844,277	2,587,968
2,901	595,318	538,616	176	5,260	10,154	1,926,577	1,735,922
11,121	399,469	371,157	511	4,033	34,764	917,700	852,046

Note : Based on the Treatment Month (excluding herbal medicine,including pharmacy in Treatment Days Treatment Amount and Benefit Amount)

구 분 Division			35 ~ 39세				40세 ~	
			진료실인원 Patients	내원일수 Visits	급여일수 Reimbursed Days	진료비 Medical Expense	급여비 Benefit	진료실인원 Patients
041	계 S.T	81,255	183,033	477,813	8,776,624	5,993,958	56,796	126,857
	입원 I.P	805	3,283	7,268	888,198	665,888	494	2,770
	외래 O.P	80,709	179,750	470,545	7,888,426	5,328,069	56,439	124,087
042	계 S.T	302,168	619,304	3,727,255	25,654,938	17,851,116	288,941	617,850
	입원 I.P	115	634	1,807	241,222	201,884	142	737
	외래 O.P	302,100	618,670	3,725,448	25,413,716	17,649,232	288,857	617,113
043	계 S.T	87	309	1,091	57,870	41,967	69	278
	입원 I.P	34	181	491	51,316	38,797	31	164
	외래 O.P	82	128	600	6,554	3,170	66	114
044	계 S.T	1	1	16	56	40	1	25
	입원 I.P	-	-	-	-	-	-	-
	외래 O.P	1	1	16	56	40	1	25
045	계 S.T	2	3	73	438	292	1	1
	입원 I.P	1	1	1	340	223	-	-
	외래 O.P	1	2	72	98	69	1	1
046	계 S.T	4	9	51	1,998	1,498	2	2
	입원 I.P	1	4	4	1,778	1,349	-	-
	외래 O.P	4	5	47	220	149	2	2
047	계 S.T	140	203	1,371	12,114	7,377	180	270
	입원 I.P	1	6	14	3,045	2,430	1	3
	외래 O.P	140	197	1,357	9,068	4,948	179	267
048	계 S.T	2	21	56	8,162	5,673	1	2
	입원 I.P	1	12	17	7,116	5,219	-	-
	외래 O.P	2	9	39	1,045	454	1	2
049	계 S.T	1	1	1	14	8	1	1
	입원 I.P	-	-	-	-	-	-	-
	외래 O.P	1	1	1	14	8	1	1
050	계 S.T	1	1	1	20	14	2	3
	입원 I.P	-	-	-	-	-	-	-
	외래 O.P	1	1	1	20	14	2	3
051	계 S.T	-	-	-	-	-	-	-
	입원 I.P	-	-	-	-	-	-	-
	외래 O.P	-	-	-	-	-	-	-
052	계 S.T	16	29	97	941	384	19	24
	입원 I.P	-	-	-	-	-	-	-
	외래 O.P	16	29	97	941	384	19	24
053	계 S.T	253	420	2,349	54,028	37,646	265	372
	입원 I.P	6	88	140	31,364	24,282	11	27
	외래 O.P	251	332	2,209	22,664	13,364	256	345
054	계 S.T	265	360	3,006	26,698	15,110	323	493
	입원 I.P	1	-	1	9	7	5	32
	외래 O.P	264	360	3,005	26,689	15,103	320	461
055	계 S.T	3	8	39	173	96	9	42
	입원 I.P	-	-	-	-	-	-	-
	외래 O.P	3	8	39	173	96	9	42
056	계 S.T	-	-	-	-	-	-	-
	입원 I.P	-	-	-	-	-	-	-
	외래 O.P	-	-	-	-	-	-	-
057	계 S.T	7,526	11,989	59,631	547,701	382,112	6,760	11,002
	입원 I.P	46	268	545	93,692	76,856	42	393
	외래 O.P	7,493	11,721	59,086	454,009	305,256	6,729	10,609
058	계 S.T	605	10,047	31,894	2,892,917	2,644,464	784	15,960
	입원 I.P	155	3,688	6,689	1,568,577	1,411,244	225	6,913
	외래 O.P	600	6,359	25,205	1,324,339	1,233,220	771	9,047
059	계 S.T	22	668	2,122	201,290	188,888	53	1,868
	입원 I.P	10	342	596	111,225	103,398	25	1,263
	외래 O.P	21	326	1,526	90,065	85,490	52	605
060	계 S.T	1,938	36,879	176,837	10,640,349	9,611,830	4,604	67,008
	입원 I.P	634	21,650	38,839	7,240,480	6,465,253	1,279	36,896
	외래 O.P	1,908	15,229	137,998	3,399,870	3,146,577	4,562	30,112

주 : 수진기준 (한의분류 제외, 급여일수, 진료비와 급여비는 약국포함)

연령별 급여현황(총계) <계속>

Disease Categories by Age(Total) <Cont'd>

(단위 : 명, 일, 천원)

Unit : Person, Day, KRW 1,000

44세			45세 ~ 49세				
급여일수 Reimbursed Days	진료비 Medical Expense	급여비 Benefit	진료실인원 Patients	내원일수 Visits	급여일수 Reimbursed Days	진료비 Medical Expense	급여비 Benefit
339,941	6,209,179	4,270,447	46,793	103,527	285,099	5,107,634	3,531,310
5,220	774,382	600,539	388	2,719	5,067	643,441	506,596
334,721	5,434,797	3,669,909	46,504	100,808	280,032	4,464,192	3,024,714
4,053,986	26,189,371	18,229,618	332,494	745,374	5,274,097	32,284,941	22,505,067
2,442	438,835	361,351	230	1,392	4,536	627,311	521,315
4,051,544	25,750,535	17,868,268	332,358	743,982	5,269,561	31,657,630	21,983,752
1,010	55,984	40,138	105	458	1,409	102,704	77,468
436	49,163	36,705	41	296	687	93,892	72,857
574	6,822	3,433	99	162	722	8,813	4,612
200	1,468	590	-	-	-	-	-
-	-	-	-	-	-	-	-
200	1,468	590	-	-	-	-	-
1	28	4	1	1	14	19	14
-	-	-	-	-	-	-	-
1	28	4	1	1	14	19	14
17	60	41	2	2	8	31	23
-	-	-	-	-	-	-	-
17	60	41	2	2	8	31	23
4,326	16,193	10,413	277	807	6,797	55,069	32,927
4	1,213	829	4	390	410	28,644	17,506
4,322	14,980	9,584	273	417	6,387	26,426	15,421
2	288	109	2	7	7	587	268
-	-	-	-	-	-	-	-
2	288	109	2	7	7	587	268
1	14	9	1	1	4	11	9
-	-	-	-	-	-	-	-
1	14	9	1	1	4	11	9
11	69	49	1	1	5	49	35
-	-	-	-	-	-	-	-
11	69	49	1	1	5	49	35
-	-	-	-	-	-	-	-
-	-	-	-	-	-	-	-
-	-	-	-	-	-	-	-
48	824	354	28	32	111	319	240
-	-	-	-	-	-	-	-
48	824	354	28	32	111	319	240
3,440	36,899	22,911	414	671	8,476	83,565	53,487
87	10,753	7,939	26	106	370	32,393	23,979
3,353	26,145	14,972	396	565	8,106	51,171	29,508
6,895	67,663	47,763	476	666	8,584	65,203	40,885
135	27,171	24,054	5	25	57	5,532	4,179
6,760	40,493	23,709	475	641	8,527	59,670	36,706
260	2,515	1,031	51	144	999	6,415	3,986
-	-	-	-	-	-	-	-
260	2,515	1,031	51	144	999	6,415	3,986
-	-	-	-	-	-	-	-
-	-	-	-	-	-	-	-
-	-	-	-	-	-	-	-
59,352	580,358	424,416	8,056	13,565	72,871	815,334	611,485
637	154,060	132,383	67	582	1,018	298,824	259,486
58,715	426,298	292,033	8,002	12,983	71,853	516,510	351,998
47,066	4,456,006	4,104,962	1,289	29,951	107,257	8,241,407	7,600,137
11,619	2,273,025	2,055,982	399	12,399	21,447	4,110,206	3,729,136
35,447	2,182,981	2,048,981	1,270	17,552	85,810	4,131,202	3,871,001
9,094	653,519	609,260	147	5,588	27,681	2,028,596	1,876,096
2,515	453,292	420,793	90	3,245	5,671	1,414,331	1,298,518
6,579	200,227	188,468	142	2,343	22,010	614,265	577,578
362,047	19,374,540	17,436,201	8,382	122,010	663,289	32,719,638	29,511,136
66,181	13,144,381	11,687,624	2,106	69,364	115,677	21,289,640	19,007,361
295,866	6,230,159	5,748,577	8,299	52,646	547,612	11,429,998	10,503,775

Note : Based on the Treatment Month (excluding herbal medicine,including pharmacy in Treatment Days Treatment Amount and Benefit Amount)

구 분 Division			50 ~ 54세				55세 ~		
			진료실인원 Patients	내원일수 Visits	급여일수 Reimbursed Days	진료비 Medical Expense	급여비 Benefit	진료실인원 Patients	내원일수 Visits
041	계 S.T		38,533	81,073	234,660	4,091,933	2,844,597	39,500	84,242
	입원 I.P		351	1,929	3,895	640,253	520,749	441	3,932
	외래 O.P		38,278	79,144	230,765	3,451,680	2,323,848	39,169	80,310
042	계 S.T		332,449	765,257	5,979,476	34,050,182	23,753,870	338,115	805,356
	입원 I.P		293	2,185	6,907	929,697	735,291	413	3,291
	외래 O.P		332,295	763,072	5,972,569	33,120,485	23,018,579	337,890	802,065
043	계 S.T		94	319	1,171	64,932	48,161	109	361
	입원 I.P		32	194	502	59,589	45,291	34	212
	외래 O.P		88	125	669	5,343	2,869	97	149
044	계 S.T		-	-	7	11	8	-	-
	입원 I.P		-	-	-	-	-	-	-
	외래 O.P		-	-	7	11	8	-	-
045	계 S.T		3	4	60	138	94	2	3
	입원 I.P		-	-	-	-	-	-	-
	외래 O.P		3	4	60	138	94	2	3
046	계 S.T		8	9	205	330	232	8	8
	입원 I.P		-	-	-	-	-	-	-
	외래 O.P		8	9	205	330	232	8	8
047	계 S.T		456	611	7,701	44,415	27,502	630	893
	입원 I.P		5	17	81	10,874	8,283	11	78
	외래 O.P		452	594	7,620	33,541	19,219	623	815
048	계 S.T		1	15	204	3,219	2,150	4	4
	입원 I.P		1	11	25	2,839	1,990	-	-
	외래 O.P		1	4	179	380	160	4	4
049	계 S.T		2	2	6	51	35	-	-
	입원 I.P		-	-	-	-	-	-	-
	외래 O.P		2	2	6	51	35	-	-
050	계 S.T		1	1	9	62	43	1	1
	입원 I.P		-	-	-	-	-	-	-
	외래 O.P		1	1	9	62	43	1	1
051	계 S.T		-	-	-	-	-	-	-
	입원 I.P		-	-	-	-	-	-	-
	외래 O.P		-	-	-	-	-	-	-
052	계 S.T		47	55	192	662	478	81	93
	입원 I.P		-	-	-	-	-	-	-
	외래 O.P		47	55	192	662	478	81	93
053	계 S.T		637	1,043	11,025	110,029	68,533	850	1,352
	입원 I.P		28	136	358	35,517	26,600	46	211
	외래 O.P		621	907	10,667	74,513	41,933	821	1,141
054	계 S.T		558	918	21,059	107,087	69,898	780	1,311
	입원 I.P		6	29	60	7,526	7,050	9	74
	외래 O.P		553	889	20,999	99,562	62,848	776	1,237
055	계 S.T		87	236	1,035	14,134	9,675	124	462
	입원 I.P		1	38	38	6,967	5,183	2	95
	외래 O.P		87	198	997	7,167	4,492	124	367
056	계 S.T		-	-	-	-	-	-	-
	입원 I.P		-	-	-	-	-	-	-
	외래 O.P		-	-	-	-	-	-	-
057	계 S.T		8,718	14,940	83,765	1,074,735	839,595	9,641	16,980
	입원 I.P		69	703	1,165	551,265	492,699	96	951
	외래 O.P		8,668	14,237	82,600	523,470	346,896	9,566	16,029
058	계 S.T		1,811	41,837	158,286	11,774,540	10,819,999	2,728	63,320
	입원 I.P		555	19,005	30,577	6,285,774	5,668,265	847	29,651
	외래 O.P		1,781	22,832	127,709	5,488,766	5,151,734	2,671	33,669
059	계 S.T		398	15,361	68,543	5,118,540	4,715,339	1,027	35,305
	입원 I.P		236	9,540	16,222	3,761,554	3,441,888	527	21,834
	외래 O.P		381	5,821	52,321	1,356,986	1,273,451	985	13,471
060	계 S.T		12,947	182,321	997,901	48,529,850	43,704,154	21,135	280,327
	입원 I.P		3,385	103,619	179,405	31,788,636	28,395,301	5,223	153,165
	외래 O.P		12,806	78,702	818,496	16,741,214	15,308,854	20,884	127,162

주 : 수진기준 (한의분류 제외, 급여일수, 진료비와 급여비는 약국포함)

연령별 급여현황(총계) <계속>

Disease Categories by Age(Total) <Cont'd>

(단위 : 명, 일, 천원)

Unit : Person, Day, KRW 1,000

59세			60 ~ 64세				
급여일수 Reimbursed Days	진료비 Medical Expense	급여비 Benefit	진료실인원 Patients	내원일수 Visits	급여일수 Reimbursed Days	진료비 Medical Expense	급여비 Benefit
259,245	4,478,903	3,175,015	33,904	72,809	233,019	3,734,944	2,677,607
6,390	1,066,086	875,098	377	3,626	5,823	997,423	833,210
252,855	3,412,817	2,299,918	33,616	69,183	227,196	2,737,521	1,844,396
6,763,384	37,159,518	26,047,189	286,259	695,000	5,884,352	32,423,842	22,755,528
8,995	1,659,998	1,375,053	361	3,554	8,860	1,858,830	1,536,904
6,754,389	35,499,520	24,672,136	286,073	691,446	5,875,492	30,565,013	21,218,624
1,371	75,408	56,914	99	283	1,063	64,846	48,009
500	68,411	53,114	23	150	363	58,671	44,832
871	6,997	3,799	94	133	700	6,176	3,178
22	127	89	-	-	7	13	12
-	-	-	-	-	-	-	-
22	127	89	-	-	7	13	12
19	18	12	3	4	57	104	70
-	-	-	-	-	-	-	-
19	18	12	3	4	57	104	70
28	317	164	6	7	256	467	317
-	-	-	-	-	-	-	-
28	317	164	6	7	256	467	317
9,746	75,318	49,248	727	1,097	16,761	94,796	60,661
190	31,648	22,983	11	43	167	30,480	22,393
9,556	43,670	26,266	721	1,054	16,594	64,316	38,268
13	841	565	3	7	280	1,149	796
-	-	-	-	-	-	-	-
13	841	565	3	7	280	1,149	796
-	-	-	1	1	57	49	33
-	-	-	-	-	-	-	-
-	-	-	1	1	57	49	33
4	36	25	1	3	11	157	110
-	-	-	-	-	-	-	-
4	36	25	1	3	11	157	110
-	-	-	-	-	-	-	-
-	-	-	-	-	-	-	-
-	-	-	-	-	-	-	-
292	1,308	774	69	74	124	482	386
-	-	-	-	-	-	-	-
292	1,308	774	69	74	124	482	386
13,433	157,464	100,939	802	1,484	15,543	216,363	145,078
534	63,782	47,035	30	217	459	121,523	91,194
12,899	93,682	53,903	788	1,267	15,084	94,840	53,884
38,978	223,320	148,376	900	1,698	58,278	343,446	235,266
113	36,653	28,163	14	243	395	103,132	79,931
38,865	186,666	120,213	891	1,455	57,883	240,313	155,335
2,353	22,876	15,174	103	253	2,875	19,671	13,118
125	8,153	6,023	2	56	73	8,167	6,182
2,228	14,722	9,151	101	197	2,802	11,504	6,936
-	-	-	-	-	-	-	-
-	-	-	-	-	-	-	-
-	-	-	-	-	-	-	-
98,513	907,559	666,121	8,702	16,510	101,442	1,033,726	774,934
1,552	335,356	286,759	111	1,241	1,966	479,558	408,164
96,961	572,203	379,362	8,615	15,269	99,476	554,168	366,770
262,578	17,216,986	15,814,881	2,962	63,467	298,032	18,386,629	16,967,213
48,402	9,276,302	8,378,347	881	27,655	45,838	9,898,971	9,016,120
214,176	7,940,684	7,436,534	2,912	35,812	252,194	8,487,658	7,951,093
187,677	11,306,440	10,413,246	1,701	50,645	308,484	16,686,287	15,377,723
38,851	8,161,431	7,476,871	756	29,248	52,750	11,804,155	10,813,488
148,826	3,145,009	2,936,375	1,652	21,397	255,734	4,882,132	4,564,235
1,671,942	74,803,018	67,473,254	25,113	309,011	2,044,436	84,572,654	76,245,994
273,836	48,438,981	43,408,814	6,157	161,247	296,261	54,506,924	48,872,503
1,398,106	26,364,037	24,064,440	24,848	147,764	1,748,175	30,065,730	27,373,490

Note : Based on the Treatment Month (excluding herbal medicine,including pharmacy in Treatment Days Treatment Amount and Benefit Amount)

구 분 Division			65 ~ 69세					70세 ~	
			진료실인원 Patients	내원일수 Visits	급여일수 Reimbursed Days	진료비 Medical Expense	급여비 Benefit	진료실인원 Patients	내원일수 Visits
041	계	S.T	22,680	50,736	165,266	2,620,422	1,977,538	15,542	35,676
	입원	I.P	277	2,335	3,906	738,672	610,051	258	2,112
	외래	O.P	22,477	48,401	161,360	1,881,750	1,367,487	15,331	33,564
042	계	S.T	214,825	542,498	4,505,512	24,868,910	18,554,331	171,210	435,141
	입원	I.P	342	2,849	7,447	1,580,256	1,291,196	274	3,361
	외래	O.P	214,652	539,649	4,498,065	23,288,654	17,263,134	171,083	431,780
043	계	S.T	63	141	1,076	20,509	15,581	39	105
	입원	I.P	10	68	172	17,204	13,499	8	65
	외래	O.P	61	73	904	3,304	2,082	36	40
044	계	S.T	-	-	7	17	12	-	-
	입원	I.P	-	-	-	-	-	-	-
	외래	O.P	-	-	7	17	12	-	-
045	계	S.T	5	10	143	395	280	4	5
	입원	I.P	-	-	-	-	-	-	-
	외래	O.P	5	10	143	395	280	4	5
046	계	S.T	5	10	165	330	251	5	8
	입원	I.P	-	-	-	-	-	-	-
	외래	O.P	5	10	165	330	251	5	8
047	계	S.T	533	1,223	8,777	92,391	62,070	382	607
	입원	I.P	10	500	551	50,272	37,727	7	46
	외래	O.P	524	723	8,226	42,118	24,343	377	561
048	계	S.T	2	24	32	10,649	7,781	-	-
	입원	I.P	1	15	23	9,724	7,447	-	-
	외래	O.P	2	9	9	925	334	-	-
049	계	S.T	1	1	1	61	43	-	-
	입원	I.P	-	-	-	-	-	-	-
	외래	O.P	1	1	1	61	43	-	-
050	계	S.T	-	-	-	-	-	1	5
	입원	I.P	-	-	-	-	-	-	-
	외래	O.P	-	-	-	-	-	1	5
051	계	S.T	-	-	-	-	-	-	-
	입원	I.P	-	-	-	-	-	-	-
	외래	O.P	-	-	-	-	-	-	-
052	계	S.T	128	139	234	1,129	790	130	141
	입원	I.P	-	-	-	-	-	-	-
	외래	O.P	128	139	234	1,129	790	130	141
053	계	S.T	693	1,077	12,099	79,614	52,403	562	809
	입원	I.P	15	142	233	25,321	19,298	7	25
	외래	O.P	684	935	11,866	54,292	33,105	560	784
054	계	S.T	730	1,484	70,188	276,360	183,390	680	1,503
	입원	I.P	13	99	272	25,689	20,622	12	169
	외래	O.P	721	1,385	69,916	250,671	162,769	673	1,334
055	계	S.T	63	261	1,065	15,690	11,585	26	40
	입원	I.P	3	66	94	7,756	6,681	-	-
	외래	O.P	60	195	971	7,934	4,904	26	40
056	계	S.T	5	19	158	3,002	2,303	1	1
	입원	I.P	1	11	39	2,299	1,743	-	-
	외래	O.P	5	8	119	703	560	1	1
057	계	S.T	6,179	13,217	79,048	1,267,336	1,030,567	4,679	10,934
	입원	I.P	117	1,707	2,550	848,972	735,498	123	1,821
	외래	O.P	6,091	11,510	76,498	418,364	295,069	4,579	9,113
058	계	S.T	2,439	54,456	263,374	14,549,600	13,372,398	2,145	49,592
	입원	I.P	691	25,077	39,716	7,795,856	7,060,414	687	23,224
	외래	O.P	2,387	29,379	223,658	6,753,744	6,311,984	2,097	26,368
059	계	S.T	1,908	52,685	341,950	17,995,709	16,619,749	1,763	44,486
	입원	I.P	825	30,401	54,570	12,944,894	11,916,338	722	24,766
	외래	O.P	1,842	22,284	287,380	5,050,815	4,703,412	1,705	19,720
060	계	S.T	23,513	262,321	1,967,133	72,079,909	65,162,725	22,764	259,010
	입원	I.P	5,336	125,516	246,286	45,357,316	40,797,912	5,454	125,092
	외래	O.P	23,209	136,805	1,720,847	26,722,593	24,364,814	22,341	133,918

주 : 수진기준 (한의학분류 제외, 급여일수, 진료비와 급여비는 약국포함)

연령별 급여현황(총계) <계속>

Disease Categories by Age(Total) <Cont'd>

(단위 : 명, 일, 천원)

Unit : Person, Day, KRW 1,000

74세			75세이상				
급여일수 Reimbursed Days	진료비 Medical Expense	급여비 Benefit	진료실인원 Patients	내원일수 Visits	급여일수 Reimbursed Days	진료비 Medical Expense	급여비 Benefit
120,716	1,875,314	1,421,862	20,400	49,204	175,486	3,643,261	2,818,970
3,496	571,454	465,547	727	6,706	10,438	1,971,493	1,604,350
117,220	1,303,860	956,315	19,802	42,498	165,048	1,671,768	1,214,620
3,570,869	19,652,440	14,679,382	236,360	575,795	4,402,726	27,723,953	21,143,123
7,058	1,786,147	1,458,194	658	12,233	21,301	5,010,855	4,078,725
3,563,811	17,866,293	13,221,188	235,951	563,562	4,381,425	22,713,098	17,064,398
512	29,780	22,838	24	54	1,193	10,369	7,877
103	27,481	21,291	6	27	76	7,027	5,658
409	2,298	1,546	23	27	1,117	3,342	2,219
-	-	-	-	-	30	44	31
-	-	-	-	-	-	-	-
-	-	-	-	-	30	44	31
49	115	83	2	3	68	163	91
-	-	-	-	-	-	-	-
49	115	83	2	3	68	163	91
179	477	353	7	9	314	803	572
-	-	-	-	-	-	-	-
179	477	353	7	9	314	803	572
8,338	50,959	32,821	407	782	11,633	77,410	49,987
88	18,372	14,181	14	82	136	27,054	20,223
8,250	32,587	18,640	397	700	11,497	50,355	29,764
-	-	-	-	-	-	-	-
-	-	-	-	-	-	-	-
-	-	-	-	-	-	-	-
-	-	-	1	1	8	35	28
-	-	-	-	-	-	-	-
-	-	-	1	1	8	35	28
12	100	87	-	-	8	27	20
-	-	-	-	-	-	-	-
12	100	87	-	-	8	27	20
-	-	-	1	2	70	176	123
-	-	-	-	-	-	-	-
-	-	-	1	2	70	176	123
270	807	657	267	283	394	1,662	1,323
-	-	-	-	-	-	-	-
270	807	657	267	283	394	1,662	1,323
8,581	56,408	36,597	991	1,481	19,683	111,859	79,264
92	14,420	10,346	11	136	239	46,850	36,612
8,489	41,988	26,251	986	1,345	19,444	65,010	42,652
63,243	251,599	161,935	1,298	4,137	145,410	657,957	450,801
318	22,271	16,959	44	1,612	1,840	182,036	140,223
62,925	229,328	144,976	1,263	2,525	143,570	475,922	310,578
395	2,760	1,850	22	76	309	2,670	2,065
-	-	-	1	2	28	269	207
395	2,760	1,850	21	74	281	2,401	1,858
14	21	14	4	5	82	184	129
-	-	-	-	-	-	-	-
14	21	14	4	5	82	184	129
64,620	1,144,027	945,573	12,031	27,563	182,660	2,354,652	1,820,588
2,498	811,116	710,090	379	4,933	7,584	1,530,962	1,240,222
62,122	332,911	235,484	11,731	22,630	175,076	823,690	580,365
234,350	13,608,720	12,561,468	3,281	84,913	337,554	21,113,246	19,363,967
37,254	7,565,710	6,905,136	1,264	50,181	68,241	12,970,436	11,758,610
197,096	6,043,010	5,656,332	3,057	34,732	269,313	8,142,810	7,605,356
295,891	14,736,685	13,598,075	2,863	76,330	413,922	21,055,197	19,449,620
44,096	10,485,808	9,633,687	1,276	48,961	72,176	14,907,481	13,713,823
251,795	4,250,877	3,964,388	2,649	27,369	341,746	6,147,715	5,735,798
1,977,237	71,025,427	64,173,146	36,814	602,985	3,587,136	131,513,762	118,750,796
240,310	46,051,629	41,445,585	11,712	399,231	585,084	97,479,587	87,710,349
1,736,927	24,973,798	22,727,561	34,625	203,754	3,002,052	34,034,175	31,040,446

Note : Based on the Treatment Month (excluding herbal medicine,including pharmacy in Treatment Days Treatment Amount and Benefit Amount)

구 분 Division			총 계 G.T					0세	
			진료실인원 Patients	내원일수 Visits	급여일수 Reimbursed Days	진료비 Medical Expense	급여비 Benefit	진료실인원 Patients	내원일수 Visits
061	계 S.T	86,472	1,552,683	6,367,840	437,548,567	397,250,504	-	-	
	입원 I.P	26,956	978,398	1,664,361	316,848,325	286,066,388	-	-	
	외래 O.P	82,482	574,285	4,703,479	120,700,242	111,184,116	-	-	
062	계 S.T	64,277	1,257,660	5,192,210	355,128,236	324,017,313	-	-	
	입원 I.P	19,654	723,719	1,247,813	232,670,423	210,846,601	-	-	
	외래 O.P	61,892	533,941	3,944,397	122,457,813	113,170,713	-	-	
063	계 S.T	73,171	1,604,197	16,457,515	609,014,969	559,643,028	5	178	
	입원 I.P	36,390	971,517	2,075,963	400,986,018	368,009,255	4	166	
	외래 O.P	68,940	632,680	14,381,552	208,028,951	191,633,772	3	12	
064	계 S.T	18,947	714,901	2,872,832	214,470,723	197,445,765	1	1	
	입원 I.P	11,959	511,309	951,657	162,079,078	148,449,704	-	-	
	외래 O.P	17,000	203,592	1,921,175	52,391,645	48,996,061	1	1	
065	계 S.T	26,499	731,002	3,282,315	230,383,793	211,535,964	-	-	
	입원 I.P	13,335	518,652	844,066	178,079,796	162,748,813	-	-	
	외래 O.P	23,824	212,350	2,438,249	52,303,997	48,787,152	-	-	
066	계 S.T	7,392	123,923	656,798	31,189,131	28,701,146	-	-	
	입원 I.P	1,968	56,342	88,974	15,776,189	14,301,873	-	-	
	외래 O.P	7,158	67,581	567,824	15,412,942	14,399,273	-	-	
067	계 S.T	91,295	2,455,217	12,287,731	914,230,619	845,489,000	1	45	
	입원 I.P	45,713	1,513,892	2,474,513	508,124,040	462,926,346	1	44	
	외래 O.P	85,287	941,325	9,813,218	406,106,579	382,562,654	1	1	
068	계 S.T	6,404	128,133	509,756	36,482,866	33,474,538	5	91	
	입원 I.P	2,172	65,102	113,469	21,973,677	19,892,520	1	61	
	외래 O.P	6,105	63,031	396,287	14,509,189	13,582,018	5	30	
069	계 S.T	4,731	90,045	282,436	25,844,362	23,390,893	2	54	
	입원 I.P	1,393	58,677	94,129	19,794,531	17,889,961	1	46	
	외래 O.P	4,424	31,368	188,307	6,049,832	5,500,932	2	8	
070	계 S.T	3,865	76,699	267,428	30,831,835	28,632,589	1	1	
	입원 I.P	1,241	37,721	60,427	11,390,351	10,321,385	-	-	
	외래 O.P	3,750	38,978	207,001	19,441,485	18,311,204	1	1	
071	계 S.T	16,654	199,817	505,195	30,147,353	27,089,577	1	5	
	입원 I.P	4,719	113,158	145,491	19,439,230	17,278,102	-	-	
	외래 O.P	15,967	86,659	359,704	10,708,124	9,811,475	1	5	
072	계 S.T	10,603	244,695	877,948	76,295,240	70,089,871	9	180	
	입원 I.P	4,167	142,458	261,124	47,581,211	43,182,720	6	139	
	외래 O.P	9,986	102,237	616,824	28,714,029	26,907,151	6	41	
073	계 S.T	182,096	3,459,226	39,601,112	933,965,200	846,391,396	-	-	
	입원 I.P	40,744	1,419,089	2,331,613	345,939,849	301,094,074	-	-	
	외래 O.P	181,121	2,040,137	37,269,499	588,025,351	545,297,322	-	-	
074	계 S.T	26,420	430,547	2,590,158	104,068,150	94,729,875	-	-	
	입원 I.P	5,880	213,153	376,496	61,934,311	56,037,381	-	-	
	외래 O.P	25,955	217,394	2,213,662	42,133,840	38,692,494	-	-	
075	계 S.T	20,560	285,202	1,736,262	65,061,747	58,340,334	-	-	
	입원 I.P	4,849	142,307	272,095	39,273,511	34,731,216	-	-	
	외래 O.P	20,242	142,895	1,464,167	25,788,236	23,609,117	-	-	
076	계 S.T	25,539	578,648	2,605,141	153,425,852	139,169,746	-	-	
	입원 I.P	7,790	385,551	770,765	108,652,754	98,062,092	-	-	
	외래 O.P	24,765	193,097	1,834,376	44,773,098	41,107,654	-	-	
077	계 S.T	86,098	1,023,859	16,704,477	275,015,146	253,132,241	-	-	
	입원 I.P	18,143	386,376	649,105	86,207,975	76,562,061	-	-	
	외래 O.P	84,196	637,483	16,055,372	188,807,171	176,570,180	-	-	
078	계 S.T	2,662	23,960	115,825	5,631,875	5,045,089	1	2	
	입원 I.P	608	10,166	19,535	3,399,263	3,054,077	-	-	
	외래 O.P	2,595	13,794	96,290	2,232,612	1,991,012	1	2	
079	계 S.T	34,547	494,268	4,853,013	119,511,707	107,932,807	-	-	
	입원 I.P	12,287	253,028	430,337	73,400,423	65,827,354	-	-	
	외래 O.P	33,130	241,240	4,422,676	46,111,284	42,105,453	-	-	
080	계 S.T	36,762	445,009	3,505,159	131,278,790	118,594,294	3	44	
	입원 I.P	10,071	235,428	376,151	72,095,046	64,334,859	1	19	
	외래 O.P	35,602	209,581	3,129,008	59,183,745	54,259,436	3	25	

주 : 수진기준 (한의분류 제외, 급여일수, 진료비와 급여비는 약국포함)

연령별 급여현황(총계) <계속>

Disease Categories by Age(Total) <Cont'd>

(단위 : 명, 일, 천원)

Unit : Person, Day, KRW 1,000

0Age			1 ~ 4세				
급여일수 Reimbursed Days	진료비 Medical Expense	급여비 Benefit	진료실인원 Patients	내원일수 Visits	급여일수 Reimbursed Days	진료비 Medical Expense	급여비 Benefit
-	-	-	2	2	8	34	26
-	-	-	-	-	-	-	-
-	-	-	2	2	8	34	26
-	-	-	-	-	-	-	-
-	-	-	-	-	-	-	-
-	-	-	-	-	-	-	-
260	87,542	75,988	36	1,211	4,425	443,599	414,988
213	86,252	74,872	23	538	1,122	351,481	328,506
47	1,290	1,116	34	673	3,303	92,118	86,482
1	30	26	1	1	1	20	19
-	-	-	-	-	-	-	-
1	30	26	1	1	1	20	19
-	-	-	1	1	1	463	439
-	-	-	1	1	1	463	439
-	-	-	-	-	-	-	-
-	-	-	-	-	-	-	-
-	-	-	-	-	-	-	-
-	-	-	-	-	-	-	-
54	16,550	15,652	1	1	6	38	30
48	16,469	15,577	-	-	-	-	-
6	81	75	1	1	6	38	30
260	36,276	33,855	34	1,462	2,411	621,449	574,774
98	31,794	29,942	21	889	1,304	519,782	478,916
162	4,483	3,913	32	573	1,107	101,666	95,858
111	22,525	18,578	19	544	1,274	218,253	202,679
83	21,117	17,241	9	372	730	184,307	170,493
28	1,409	1,337	17	172	544	33,946	32,186
1	17	14	2	57	129	38,033	35,816
-	-	-	1	33	33	34,799	32,782
1	17	14	2	24	96	3,234	3,035
6	157	49	6	13	15	1,182	668
-	-	-	-	-	-	-	-
6	157	49	6	13	15	1,182	668
231	83,886	80,853	82	4,194	9,935	1,548,508	1,409,492
188	80,824	78,158	53	2,573	5,379	1,278,830	1,154,935
43	3,062	2,695	79	1,621	4,556	269,678	254,557
-	-	-	1	2	5	91	82
-	-	-	-	-	-	-	-
-	-	-	1	2	5	91	82
-	-	-	-	-	-	-	-
-	-	-	-	-	-	-	-
-	-	-	-	-	-	-	-
-	-	-	-	-	-	-	-
-	-	-	-	-	-	-	-
-	-	-	8	247	498	115,971	107,887
-	-	-	3	204	350	110,680	102,891
-	-	-	8	43	148	5,291	4,996
-	-	-	1	1	4	9	7
-	-	-	-	-	-	-	-
-	-	-	1	1	4	9	7
2	111	72	28	241	488	48,490	44,686
-	-	-	10	78	221	31,682	29,507
2	111	72	27	163	267	16,808	15,179
-	-	-	1	4	24	136	129
-	-	-	-	-	-	-	-
-	-	-	1	4	24	136	129
47	16,676	15,601	59	2,110	6,638	634,474	583,043
22	12,648	11,797	39	1,207	3,221	517,696	472,620
25	4,028	3,804	58	903	3,417	116,778	110,423

Note : Based on the Treatment Month (excluding herbal medicine,including pharmacy in Treatment Days Treatment Amount and Benefit Amount)

구 분 Division			5 ~ 9세					10세 ~	
			진료실인원 Patients	내원일수 Visits	급여일수 Reimbursed Days	진료비 Medical Expense	급여비 Benefit	진료실인원 Patients	내원일수 Visits
061	계 S.T	1	1	1	28	4	6	17	
	입원 I.P	-	-	-	-	-	1	2	
	외래 O.P	1	1	1	28	4	6	15	
062	계 S.T	1	2	2	48	6	-	-	
	입원 I.P	-	-	-	-	-	-	-	
	외래 O.P	1	2	2	48	6	-	-	
063	계 S.T	71	631	2,244	184,566	165,909	41	415	
	입원 I.P	16	202	564	114,020	104,327	4	162	
	외래 O.P	71	429	1,680	70,546	61,582	40	253	
064	계 S.T	5	147	435	55,290	50,324	14	74	
	입원 I.P	4	90	143	46,245	41,873	2	35	
	외래 O.P	5	57	292	9,045	8,451	14	39	
065	계 S.T	1	1	1	26	25	2	5	
	입원 I.P	-	-	-	-	-	-	-	
	외래 O.P	1	1	1	26	25	2	5	
066	계 S.T	-	-	-	-	-	-	-	
	입원 I.P	-	-	-	-	-	-	-	
	외래 O.P	-	-	-	-	-	-	-	
067	계 S.T	2	13	13	1,733	1,639	5	40	
	입원 I.P	1	4	4	1,082	1,019	-	-	
	외래 O.P	2	9	9	651	619	5	40	
068	계 S.T	54	686	1,896	204,283	177,652	31	217	
	입원 I.P	6	165	241	79,837	74,544	3	73	
	외래 O.P	54	521	1,655	124,446	103,108	29	144	
069	계 S.T	55	2,304	4,836	671,946	615,592	143	7,040	
	입원 I.P	27	1,603	3,046	599,144	549,444	78	4,855	
	외래 O.P	54	701	1,790	72,802	66,148	141	2,185	
070	계 S.T	9	22	34	1,836	1,347	13	49	
	입원 I.P	-	-	-	-	-	1	3	
	외래 O.P	9	22	34	1,836	1,347	13	46	
071	계 S.T	8	31	442	6,678	5,868	20	73	
	입원 I.P	2	7	51	4,547	4,124	3	10	
	외래 O.P	8	24	391	2,130	1,744	19	63	
072	계 S.T	112	3,182	9,946	987,215	909,616	112	2,307	
	입원 I.P	50	1,629	3,315	718,872	659,640	38	1,120	
	외래 O.P	112	1,553	6,631	268,343	249,976	108	1,187	
073	계 S.T	1	1	14	24	15	2	2	
	입원 I.P	-	-	-	-	-	-	-	
	외래 O.P	1	1	14	24	15	2	2	
074	계 S.T	-	-	-	-	-	12	19	
	입원 I.P	-	-	-	-	-	1	3	
	외래 O.P	-	-	-	-	-	12	16	
075	계 S.T	-	-	-	-	-	3	4	
	입원 I.P	-	-	-	-	-	-	-	
	외래 O.P	-	-	-	-	-	3	4	
076	계 S.T	19	255	389	56,746	51,927	81	1,290	
	입원 I.P	8	109	184	40,623	37,499	23	675	
	외래 O.P	17	146	205	16,123	14,428	79	615	
077	계 S.T	1	1	1	86	60	2	9	
	입원 I.P	-	-	-	-	-	-	-	
	외래 O.P	1	1	1	86	60	2	9	
078	계 S.T	42	246	825	51,336	45,865	23	67	
	입원 I.P	6	85	177	30,171	27,894	3	18	
	외래 O.P	41	161	648	21,165	17,971	22	49	
079	계 S.T	1	1	1	148	74	5	15	
	입원 I.P	-	-	-	-	-	2	10	
	외래 O.P	1	1	1	148	74	4	5	
080	계 S.T	118	988	2,413	250,764	222,445	82	872	
	입원 I.P	17	277	685	135,279	122,058	14	494	
	외래 O.P	118	711	1,728	115,485	100,387	81	378	

주 : 수진기준 (한의분류 제외, 급여일수, 진료비와 급여비는 약국포함)

연령별 급여현황(총계) <계속>

Disease Categories by Age(Total) <Cont'd>

(단위 : 명, 일, 천원)

Unit : Person, Day, KRW 1,000

14세			15 ~ 19세				
급여일수 Reimbursed Days	진료비 Medical Expense	급여비 Benefit	진료실인원 Patients	내원일수 Visits	급여일수 Reimbursed Days	진료비 Medical Expense	급여비 Benefit
32	2,771	2,398	19	397	1,255	162,356	148,354
8	436	367	6	285	824	142,055	129,533
24	2,335	2,032	18	112	431	20,301	18,821
-	-	-	5	123	222	37,111	28,951
-	-	-	4	96	153	34,554	26,586
-	-	-	3	27	69	2,557	2,364
2,081	115,547	102,542	45	506	2,271	197,001	171,306
399	75,628	68,569	7	317	544	157,657	140,955
1,682	39,919	33,973	45	189	1,727	39,345	30,351
646	16,498	14,738	46	247	1,776	96,579	86,038
64	13,248	11,667	12	119	245	74,739	66,114
582	3,250	3,071	40	128	1,531	21,840	19,924
5	587	558	6	23	303	10,428	9,821
-	-	-	-	-	-	-	-
5	587	558	6	23	303	10,428	9,821
-	-	-	1	8	15	1,464	1,391
-	-	-	-	-	-	-	-
-	-	-	1	8	15	1,464	1,391
359	6,634	6,304	15	129	291	83,172	75,055
-	-	-	3	70	100	71,838	65,508
359	6,634	6,304	15	59	191	11,334	9,547
331	48,192	35,676	57	1,107	2,871	454,281	403,857
127	20,990	19,492	18	671	1,399	341,682	301,354
204	27,203	16,184	55	436	1,472	112,598	102,503
14,458	2,487,590	2,267,223	318	9,571	23,721	3,256,212	3,002,705
8,199	2,147,393	1,953,840	128	5,827	10,488	2,567,392	2,368,266
6,259	340,198	313,383	313	3,744	13,233	688,820	634,440
60	6,429	5,462	18	99	282	14,831	12,262
3	994	933	1	26	47	9,191	8,206
57	5,436	4,528	18	73	235	5,640	4,056
115	13,065	11,332	29	290	405	66,001	56,994
25	4,529	4,006	8	119	178	46,480	40,084
90	8,536	7,326	29	171	227	19,521	16,910
6,473	727,773	662,566	202	5,966	14,939	2,024,319	1,868,935
2,322	534,169	493,208	67	3,595	7,093	1,574,491	1,454,908
4,151	193,604	169,358	196	2,371	7,846	449,828	414,027
8	498	291	21	90	327	21,513	19,331
-	-	-	3	16	44	10,253	9,591
8	498	291	21	74	283	11,260	9,740
47	2,650	2,459	5	15	23	3,724	3,384
17	1,970	1,842	1	2	9	822	765
30	680	617	5	13	14	2,902	2,619
4	431	234	12	41	165	9,798	8,877
-	-	-	1	5	5	1,173	1,114
4	431	234	12	36	160	8,626	7,763
2,523	418,490	376,568	239	1,646	3,751	444,409	389,762
1,233	310,460	277,326	31	680	1,168	310,748	275,579
1,290	108,031	99,242	237	966	2,583	133,662	114,184
18	1,761	1,023	2	220	304	163,914	125,057
-	-	-	1	142	183	137,234	99,762
18	1,761	1,023	2	78	121	26,680	25,295
205	13,239	11,084	39	427	1,148	95,061	85,548
46	7,175	6,682	8	188	265	66,786	60,800
159	6,064	4,401	38	239	883	28,275	24,748
32	4,791	4,154	16	55	99	9,811	7,661
22	4,617	4,023	4	14	32	5,138	4,136
10	174	131	16	41	67	4,672	3,525
2,886	361,084	327,456	83	365	1,378	79,332	63,962
1,114	299,776	280,732	8	140	239	33,686	30,861
1,772	61,308	46,724	82	225	1,139	45,646	33,101

Note : Based on the Treatment Month (excluding herbal medicine,including pharmacy in Treatment Days Treatment Amount and Benefit Amount)

구 분 Division			20 ~ 24세					25세 ~	
			진료실인원 Patients	내원일수 Visits	급여일수 Reimbursed Days	진료비 Medical Expense	급여비 Benefit	진료실인원 Patients	내원일수 Visits
061	계 S.T	72	2,042	5,190	784,463	716,010	131	2,955	
	입원 I.P	33	1,340	2,182	633,102	574,753	49	1,807	
	외래 O.P	69	702	3,008	151,360	141,257	127	1,148	
062	계 S.T	41	743	4,214	375,210	349,454	137	2,302	
	입원 I.P	14	385	1,116	161,858	148,358	48	1,040	
	외래 O.P	41	358	3,098	213,352	201,096	134	1,262	
063	계 S.T	62	960	6,554	390,928	354,340	75	1,005	
	입원 I.P	22	575	1,337	302,257	275,405	20	517	
	외래 O.P	58	385	5,217	88,671	78,935	73	488	
064	계 S.T	51	457	2,026	155,718	138,904	72	966	
	입원 I.P	14	185	420	95,239	84,630	20	665	
	외래 O.P	46	272	1,606	60,479	54,273	68	301	
065	계 S.T	13	506	1,608	180,619	168,970	29	385	
	입원 I.P	7	424	559	153,410	143,982	9	183	
	외래 O.P	11	82	1,049	27,208	24,989	28	202	
066	계 S.T	2	167	257	28,079	25,935	3	6	
	입원 I.P	1	67	149	22,945	21,052	1	2	
	외래 O.P	2	100	108	5,133	4,883	3	4	
067	계 S.T	60	521	1,732	282,144	255,698	100	1,372	
	입원 I.P	15	190	436	139,701	125,158	34	645	
	외래 O.P	59	331	1,296	142,443	130,541	99	727	
068	계 S.T	115	2,373	7,071	861,710	795,747	124	1,869	
	입원 I.P	46	1,489	3,178	706,067	652,491	31	844	
	외래 O.P	109	884	3,893	155,643	143,256	123	1,025	
069	계 S.T	397	5,543	17,078	1,808,126	1,614,868	328	3,893	
	입원 I.P	91	3,084	5,463	1,339,361	1,205,548	61	2,223	
	외래 O.P	390	2,459	11,615	468,766	409,320	322	1,670	
070	계 S.T	30	226	897	50,274	45,578	44	435	
	입원 I.P	6	68	219	18,504	16,507	7	121	
	외래 O.P	29	158	678	31,770	29,071	44	314	
071	계 S.T	60	397	1,038	76,039	67,595	104	643	
	입원 I.P	13	83	155	38,358	33,148	24	155	
	외래 O.P	59	314	883	37,681	34,448	103	488	
072	계 S.T	246	5,781	14,778	1,900,671	1,736,556	278	5,431	
	입원 I.P	76	3,419	6,169	1,373,384	1,249,118	89	3,013	
	외래 O.P	238	2,362	8,609	527,287	487,438	270	2,418	
073	계 S.T	125	1,671	10,906	625,905	561,540	522	13,426	
	입원 I.P	32	395	919	243,544	203,260	167	4,140	
	외래 O.P	125	1,276	9,987	382,361	358,280	522	9,286	
074	계 S.T	46	637	1,733	184,704	170,330	252	4,244	
	입원 I.P	14	244	524	101,380	92,609	77	2,018	
	외래 O.P	44	393	1,209	83,323	77,721	246	2,226	
075	계 S.T	75	402	6,100	102,995	91,994	241	1,678	
	입원 I.P	18	85	260	41,067	36,532	66	458	
	외래 O.P	74	317	5,840	61,928	55,461	239	1,220	
076	계 S.T	769	4,289	16,863	1,052,648	919,200	1,087	5,326	
	입원 I.P	72	1,729	4,188	675,923	604,385	92	2,077	
	외래 O.P	764	2,560	12,675	376,725	314,815	1,082	3,249	
077	계 S.T	5	103	528	35,805	32,939	13	28	
	입원 I.P	2	40	205	20,778	19,338	1	3	
	외래 O.P	5	63	323	15,027	13,601	12	25	
078	계 S.T	146	1,762	3,611	436,559	397,224	314	3,456	
	입원 I.P	46	872	1,636	305,947	280,067	94	1,364	
	외래 O.P	142	890	1,975	130,613	117,157	312	2,092	
079	계 S.T	40	188	432	43,406	37,037	61	265	
	입원 I.P	10	49	156	22,781	19,116	11	74	
	외래 O.P	38	139	276	20,625	17,921	59	191	
080	계 S.T	107	713	4,661	274,259	244,504	155	1,227	
	입원 I.P	23	273	480	157,569	141,866	40	500	
	외래 O.P	105	440	4,181	116,690	102,637	153	727	

주 : 수진기준 (한의학분류 제외, 급여일수, 진료비와 급여비는 약국포함)

연령별 급여현황(총계) <계속>

Disease Categories by Age(Total) <Cont'd>

(단위 : 명, 일, 천원)

Unit : Person, Day, KRW 1,000

29세			30 ~ 34세				
급여일수 Reimbursed Days	진료비 Medical Expense	급여비 Benefit	진료실인원 Patients	내원일수 Visits	급여일수 Reimbursed Days	진료비 Medical Expense	급여비 Benefit
10,005	976,698	891,070	326	6,639	21,685	2,415,383	2,211,190
3,569	693,153	627,396	127	3,865	8,364	1,717,180	1,560,099
6,436	283,544	263,674	320	2,774	13,321	698,203	651,091
7,262	859,455	787,343	340	5,203	20,067	1,676,810	1,537,842
2,076	475,028	426,993	108	2,225	4,966	906,850	817,403
5,186	384,427	360,350	333	2,978	15,101	769,960	720,438
7,957	289,803	261,980	195	3,126	28,036	1,434,094	1,314,050
1,517	188,983	171,109	74	1,722	4,012	919,154	838,362
6,440	100,820	90,871	184	1,404	24,024	514,940	475,688
3,198	468,034	427,013	97	1,473	6,206	520,328	472,389
1,001	248,707	221,311	34	952	409,990	372,298	372,298
2,197	219,327	205,702	92	521	3,822	110,338	100,091
2,711	193,288	179,857	68	1,280	5,086	477,407	441,070
313	86,280	79,398	21	821	1,188	305,313	279,197
2,398	107,008	100,459	64	459	3,898	172,093	161,874
6	2,632	2,456	5	117	465	28,925	26,649
2	2,190	2,076	3	24	61	16,775	15,117
4	441	380	4	93	404	12,150	11,533
8,690	1,292,813	1,203,835	182	4,046	21,213	2,494,953	2,319,883
1,567	417,994	375,622	80	2,006	3,797	883,681	797,122
7,123	874,819	828,213	177	2,040	17,416	1,611,272	1,522,761
5,966	547,133	497,184	150	1,981	5,619	633,422	576,456
2,265	333,523	297,170	41	821	1,792	377,288	339,443
3,701	213,610	200,014	146	1,160	3,827	256,134	237,013
12,462	1,173,795	1,030,124	263	4,385	13,095	1,358,982	1,212,689
3,973	867,634	767,977	71	2,540	4,587	1,002,239	892,224
8,489	306,161	262,148	256	1,845	8,508	356,743	320,466
2,469	363,087	347,424	53	1,247	3,527	255,140	237,740
242	65,856	61,916	15	220	786	114,671	106,605
2,227	297,232	285,508	52	1,027	2,741	140,469	131,136
1,568	118,769	105,822	141	891	1,720	168,297	152,402
308	53,351	46,988	33	200	424	82,531	73,940
1,260	65,419	58,834	137	691	1,296	85,766	78,462
17,616	1,877,231	1,723,581	354	7,053	19,112	2,413,751	2,224,554
6,780	1,228,866	1,119,816	109	3,889	6,989	1,585,614	1,449,307
10,836	648,365	603,765	342	3,164	12,123	828,137	775,247
91,236	4,300,892	3,871,957	1,996	49,767	385,113	16,198,498	14,642,118
7,472	1,621,048	1,347,744	685	15,094	30,645	6,202,367	5,228,739
83,764	2,679,844	2,524,213	1,990	34,673	354,468	9,996,131	9,413,378
14,534	1,246,694	1,138,295	908	13,534	55,635	4,009,145	3,656,843
4,425	807,238	725,389	273	5,776	12,828	2,440,045	2,185,126
10,109	439,456	412,906	904	7,758	42,807	1,569,099	1,471,718
18,011	433,806	385,905	533	5,379	41,786	1,366,909	1,220,728
1,362	213,148	186,554	150	1,971	4,727	706,927	619,562
16,649	220,657	199,352	526	3,408	37,059	659,981	601,166
22,572	1,291,624	1,112,943	1,239	8,604	39,252	2,288,213	2,018,571
4,377	802,918	710,619	156	3,994	8,798	1,471,407	1,313,864
18,195	488,706	402,325	1,226	4,610	30,454	816,807	704,706
103	2,491	1,426	39	347	1,301	71,510	64,011
7	650	513	8	232	707	48,802	44,125
96	1,841	913	34	115	594	22,708	19,886
9,676	833,505	751,545	393	3,796	14,074	970,653	849,494
2,977	500,438	447,516	99	1,486	3,292	597,156	513,595
6,699	333,067	304,029	385	2,310	10,782	373,497	335,900
996	56,034	46,043	99	1,445	4,686	396,284	348,235
143	24,413	20,757	39	802	2,995	299,596	260,420
853	31,621	25,286	95	643	3,287	96,688	87,815
3,954	290,476	250,512	424	3,277	14,979	883,523	783,057
888	170,269	146,629	106	1,353	2,575	468,581	408,072
3,066	120,208	103,884	417	1,924	12,404	414,942	374,985

Note : Based on the Treatment Month (excluding herbal medicine,including pharmacy in Treatment Days Treatment Amount and Benefit Amount)

구 분 Division			35 ~ 39세					40세 ~	
			진료실인원 Patients	내원일수 Visits	급여일수 Reimbursed Days	진료비 Medical Expense	급여비 Benefit	진료실인원 Patients	내원일수 Visits
061	계	S.T	922	17,776	61,242	6,536,050	5,968,713	1,785	32,568
	입원	I.P	327	9,865	20,769	4,409,462	3,989,105	575	17,478
	외래	O.P	898	7,911	40,473	2,126,588	1,979,608	1,746	15,090
062	계	S.T	979	19,709	66,260	6,372,839	5,831,101	1,732	32,120
	입원	I.P	328	9,699	19,174	3,937,739	3,563,752	539	15,977
	외래	O.P	962	10,010	47,086	2,435,100	2,267,348	1,694	16,143
063	계	S.T	691	14,905	137,561	6,444,934	5,903,808	1,405	30,212
	입원	I.P	323	8,758	21,864	4,374,306	3,993,541	639	18,425
	외래	O.P	657	6,147	115,697	2,070,628	1,910,266	1,353	11,787
064	계	S.T	245	6,063	21,971	1,837,905	1,676,579	380	12,745
	입원	I.P	91	4,069	7,895	1,324,887	1,199,261	177	8,397
	외래	O.P	239	1,994	14,076	513,018	477,318	367	4,348
065	계	S.T	167	2,619	16,993	1,256,849	1,148,197	401	7,196
	입원	I.P	57	1,525	2,679	623,852	553,361	144	4,312
	외래	O.P	159	1,094	14,314	632,997	594,836	372	2,884
066	계	S.T	17	149	931	37,290	32,991	44	368
	입원	I.P	3	65	114	19,475	16,803	9	56
	외래	O.P	16	84	817	17,815	16,188	43	312
067	계	S.T	504	12,049	58,721	6,635,823	6,164,101	1,075	27,500
	입원	I.P	236	6,075	12,318	2,844,838	2,585,067	498	15,403
	외래	O.P	481	5,974	46,403	3,790,985	3,579,033	1,039	12,097
068	계	S.T	267	5,097	20,766	1,785,364	1,640,171	373	7,073
	입원	I.P	93	1,969	4,433	918,954	822,550	127	2,946
	외래	O.P	258	3,128	16,333	866,410	817,621	358	4,127
069	계	S.T	300	4,199	11,771	1,047,836	929,357	252	3,877
	입원	I.P	66	2,304	3,748	806,627	719,431	62	2,377
	외래	O.P	281	1,895	8,023	241,209	209,926	245	1,500
070	계	S.T	119	1,228	3,902	543,061	501,386	157	2,378
	입원	I.P	26	426	1,197	201,977	180,533	40	1,078
	외래	O.P	118	802	2,705	341,084	320,853	156	1,300
071	계	S.T	240	1,673	3,112	411,946	372,973	326	2,901
	입원	I.P	47	418	803	180,171	159,412	88	1,075
	외래	O.P	237	1,255	2,309	231,775	213,562	319	1,826
072	계	S.T	510	9,384	27,063	2,933,119	2,684,925	568	11,802
	입원	I.P	175	4,862	8,987	1,615,505	1,452,573	187	5,915
	외래	O.P	488	4,522	18,076	1,317,614	1,232,352	554	5,887
073	계	S.T	6,879	167,894	1,440,642	52,943,241	47,709,072	14,888	348,945
	입원	I.P	2,248	56,409	109,929	20,808,223	17,536,164	4,514	129,794
	외래	O.P	6,848	111,485	1,330,713	32,135,018	30,172,908	14,842	219,151
074	계	S.T	2,081	30,324	146,000	8,158,608	7,413,615	2,554	41,081
	입원	I.P	535	12,449	25,473	4,744,967	4,245,576	594	18,454
	외래	O.P	2,061	17,875	120,527	3,413,641	3,168,039	2,525	22,627
075	계	S.T	1,024	10,198	76,159	2,669,552	2,382,945	1,380	13,318
	입원	I.P	271	3,484	9,262	1,438,646	1,259,146	298	5,181
	외래	O.P	1,017	6,714	66,897	1,230,906	1,123,800	1,366	8,137
076	계	S.T	1,727	16,326	82,661	4,284,104	3,789,114	2,078	27,784
	입원	I.P	255	8,905	18,831	2,895,807	2,568,422	439	15,923
	외래	O.P	1,704	7,421	63,830	1,388,297	1,220,692	2,051	11,861
077	계	S.T	72	301	1,789	72,958	63,531	151	855
	입원	I.P	16	115	282	47,218	42,329	27	358
	외래	O.P	64	186	1,507	25,740	21,202	137	497
078	계	S.T	383	2,823	11,506	718,011	649,251	276	1,667
	입원	I.P	70	962	1,894	416,819	379,757	40	417
	외래	O.P	376	1,861	9,612	301,192	269,494	275	1,250
079	계	S.T	211	1,721	5,553	409,202	366,665	462	4,382
	입원	I.P	51	639	1,229	209,887	186,701	122	1,707
	외래	O.P	209	1,082	4,324	199,315	179,964	452	2,675
080	계	S.T	1,006	8,702	35,519	2,627,240	2,343,725	1,690	14,850
	입원	I.P	243	3,984	7,163	1,401,353	1,226,744	391	7,210
	외래	O.P	996	4,718	28,356	1,225,887	1,116,981	1,663	7,640

주 : 수진기준 (한의학분류 제외, 급여일수, 진료비와 급여비는 약국포함)

연령별 급여현황(총계) <계속>

Disease Categories by Age(Total) <Cont'd>

(단위 : 명, 일, 천원)

Unit : Person, Day, KRW 1,000

44세			45세 ~ 49세				
급여일수 Reimbursed Days	진료비 Medical Expense	급여비 Benefit	진료실인원 Patients	내원일수 Visits	급여일수 Reimbursed Days	진료비 Medical Expense	급여비 Benefit
119,129	11,012,357	10,036,207	3,282	68,060	235,047	21,149,430	19,286,864
34,290	7,152,575	6,446,638	1,127	41,266	75,067	14,492,914	13,092,820
84,839	3,859,782	3,589,569	3,191	26,794	159,980	6,656,516	6,194,044
111,059	9,943,619	9,103,968	3,037	64,011	238,593	19,587,799	17,965,843
29,719	5,913,946	5,349,268	995	33,607	64,077	11,998,553	10,890,268
81,340	4,029,673	3,754,700	2,972	30,404	174,516	7,589,246	7,075,575
297,787	13,458,028	12,380,402	3,333	70,491	768,689	30,717,509	28,258,659
42,953	9,159,432	8,394,324	1,525	41,356	93,297	19,832,681	18,192,482
254,834	4,298,596	3,986,078	3,210	29,135	675,392	10,884,828	10,066,176
50,590	3,844,209	3,532,496	673	25,252	87,716	8,157,419	7,503,637
17,823	2,628,922	2,399,230	377	17,804	36,573	6,045,799	5,527,346
32,767	1,215,288	1,133,266	634	7,448	51,143	2,111,621	1,976,291
41,689	2,735,918	2,506,385	778	16,840	86,423	6,172,003	5,686,466
8,614	1,582,110	1,423,757	312	10,661	19,454	3,967,713	3,618,303
33,075	1,153,808	1,082,627	737	6,179	66,969	2,204,290	2,068,163
3,078	91,536	84,689	132	2,153	9,935	515,575	479,075
145	30,188	27,577	39	950	1,523	248,220	228,791
2,933	61,348	57,112	129	1,203	8,412	267,354	250,284
131,437	14,173,511	13,154,995	2,406	65,044	299,670	30,338,099	28,174,929
26,304	5,951,342	5,389,279	1,136	37,033	63,147	12,999,012	11,781,850
105,133	8,222,170	7,765,716	2,329	28,011	236,523	17,339,087	16,393,079
22,737	2,326,179	2,138,544	532	10,747	32,236	2,830,459	2,585,134
5,625	1,279,405	1,152,896	176	5,877	10,134	1,713,364	1,539,952
17,112	1,046,774	985,647	519	4,870	22,102	1,117,095	1,045,182
11,797	1,157,204	1,053,245	305	4,291	12,791	1,250,982	1,136,208
4,593	845,661	764,559	66	2,647	4,092	1,002,699	914,172
7,204	311,543	288,686	292	1,644	8,699	248,283	222,037
7,494	965,394	890,117	208	3,755	13,546	1,813,221	1,700,670
1,794	343,111	306,711	57	1,460	2,549	493,941	452,424
5,700	622,283	583,406	206	2,295	10,997	1,319,280	1,248,246
8,228	604,354	543,795	519	3,953	10,292	727,723	655,102
1,695	329,700	291,760	115	1,093	2,126	395,886	352,321
6,533	274,654	252,035	510	2,860	8,166	331,837	302,780
37,064	3,921,025	3,618,661	747	17,201	55,985	5,139,241	4,697,669
11,838	2,070,583	1,879,311	275	10,019	18,723	3,220,821	2,900,763
25,226	1,850,442	1,739,351	716	7,182	37,262	1,918,420	1,796,906
3,451,358	97,252,552	87,869,472	28,705	621,175	6,846,157	163,706,696	147,909,208
232,218	38,445,951	32,763,081	7,550	242,130	408,529	63,738,506	54,634,740
3,219,140	58,806,601	55,106,391	28,607	379,045	6,437,628	99,968,190	93,274,467
216,410	10,724,104	9,788,996	3,392	55,930	355,907	14,236,217	12,986,425
35,673	6,181,154	5,580,750	770	25,954	49,631	8,356,576	7,551,344
180,737	4,542,950	4,208,246	3,362	29,976	306,276	5,879,641	5,435,081
84,654	3,385,863	3,003,552	2,546	28,090	179,738	6,667,953	5,930,295
12,657	1,982,946	1,734,120	545	12,465	23,077	3,779,409	3,292,466
71,997	1,402,917	1,269,431	2,511	15,625	156,661	2,888,545	2,637,829
153,784	7,890,061	7,040,465	3,159	69,257	315,758	18,131,203	16,364,880
35,771	5,461,533	4,864,640	902	45,717	92,400	12,513,792	11,206,580
118,013	2,428,528	2,175,825	3,079	23,540	223,358	5,617,411	5,158,300
5,794	182,890	157,122	415	3,073	32,647	785,928	693,008
707	89,472	74,600	85	1,145	2,553	342,242	289,433
5,087	93,417	82,522	407	1,928	30,094	443,686	403,575
7,854	353,191	311,621	195	1,207	6,096	267,907	238,391
1,138	152,343	138,113	25	386	654	124,006	113,707
6,716	200,847	173,509	193	821	5,442	143,901	124,684
26,394	1,079,140	972,512	883	9,392	68,313	2,364,395	2,120,145
3,515	589,549	528,011	276	3,964	7,764	1,354,878	1,200,333
22,879	489,592	444,501	856	5,428	60,549	1,009,517	919,812
70,284	4,212,123	3,759,102	2,507	22,797	119,473	6,709,914	5,988,072
12,097	2,280,319	2,011,038	574	10,346	18,420	3,638,179	3,206,792
58,187	1,931,804	1,748,064	2,468	12,451	101,053	3,071,736	2,781,281

Note : Based on the Treatment Month (excluding herbal medicine,including pharmacy in Treatment Days Treatment Amount and Benefit Amount)

구 분 Division			50 ~ 54세					55세 ~	
			진료실인원 Patients	내원일수 Visits	급여일수 Reimbursed Days	진료비 Medical Expense	급여비 Benefit	진료실인원 Patients	내원일수 Visits
061	계	S.T	6,100	118,140	412,480	34,649,164	31,595,975	10,144	169,014
	입원	I.P	1,922	69,900	127,384	23,356,498	21,102,283	2,859	96,778
	외래	O.P	5,941	48,240	285,096	11,292,666	10,493,692	9,909	72,236
062	계	S.T	5,391	115,222	438,531	35,857,656	32,916,359	8,435	166,183
	입원	I.P	1,823	60,968	116,099	22,761,585	20,712,542	2,584	88,052
	외래	O.P	5,249	54,254	322,432	13,096,071	12,203,817	8,240	78,131
063	계	S.T	6,113	134,100	1,488,184	60,390,275	55,678,134	10,666	222,276
	입원	I.P	2,899	78,002	181,453	38,917,625	35,799,086	4,877	125,544
	외래	O.P	5,882	56,098	1,306,731	21,472,650	19,879,048	10,306	96,732
064	계	S.T	1,106	43,800	178,887	12,988,605	11,956,185	2,075	85,981
	입원	I.P	628	29,611	58,572	9,165,633	8,376,420	1,266	59,610
	외래	O.P	1,049	14,189	120,315	3,822,972	3,579,765	1,955	26,371
065	계	S.T	1,339	34,864	158,832	10,919,581	10,011,687	2,538	65,025
	입원	I.P	560	22,808	38,920	7,138,925	6,463,701	1,111	42,294
	외래	O.P	1,258	12,056	119,912	3,780,655	3,547,986	2,381	22,731
066	계	S.T	309	4,576	24,588	1,373,713	1,269,531	771	13,712
	입원	I.P	105	1,618	3,252	706,331	644,009	204	6,054
	외래	O.P	303	2,958	21,336	667,382	625,522	758	7,658
067	계	S.T	4,568	132,108	585,015	55,520,433	51,416,217	9,076	252,200
	입원	I.P	2,147	80,714	132,482	26,419,057	23,924,899	4,104	150,745
	외래	O.P	4,406	51,394	452,533	29,101,376	27,491,318	8,770	101,455
068	계	S.T	668	13,787	47,796	3,848,301	3,535,403	812	15,939
	입원	I.P	217	6,638	10,930	2,214,124	2,000,388	281	7,369
	외래	O.P	646	7,149	36,866	1,634,178	1,535,016	785	8,570
069	계	S.T	341	8,015	23,742	2,091,411	1,894,192	447	7,753
	입원	I.P	110	5,149	8,069	1,490,393	1,335,779	139	5,060
	외래	O.P	316	2,866	15,673	601,017	558,413	413	2,693
070	계	S.T	309	6,550	24,252	2,711,342	2,517,027	435	7,655
	입원	I.P	99	2,905	5,678	901,388	815,921	124	3,088
	외래	O.P	306	3,645	18,574	1,809,954	1,701,106	429	4,567
071	계	S.T	739	6,238	17,965	1,373,947	1,248,032	1,280	9,543
	입원	I.P	194	2,180	3,744	704,079	626,733	324	3,078
	외래	O.P	730	4,058	14,221	669,868	621,300	1,268	6,465
072	계	S.T	975	21,508	79,881	7,148,563	6,572,817	1,233	31,389
	입원	I.P	382	12,040	24,520	4,140,574	3,747,787	499	19,486
	외래	O.P	929	9,468	55,361	3,007,989	2,825,030	1,170	11,903
073	계	S.T	33,502	656,193	7,545,774	165,459,191	149,358,849	33,690	624,860
	입원	I.P	7,232	286,523	448,964	61,834,900	53,493,937	6,651	285,592
	외래	O.P	33,367	369,670	7,096,810	103,624,292	95,864,911	33,541	339,268
074	계	S.T	3,667	59,489	402,593	14,422,509	13,133,070	3,936	65,202
	입원	I.P	745	29,474	52,302	8,580,705	7,785,634	770	32,254
	외래	O.P	3,623	30,015	350,291	5,841,805	5,347,435	3,897	32,948
075	계	S.T	3,267	42,699	272,299	9,777,737	8,750,161	3,919	64,535
	입원	I.P	779	20,513	38,386	5,817,790	5,113,725	922	34,243
	외래	O.P	3,217	22,186	233,913	3,959,948	3,636,437	3,870	30,292
076	계	S.T	3,622	96,041	414,560	23,574,758	21,402,727	3,593	107,974
	입원	I.P	1,162	65,348	125,566	16,449,919	14,821,456	1,266	73,490
	외래	O.P	3,523	30,693	288,994	7,124,839	6,581,270	3,502	34,484
077	계	S.T	1,212	11,323	129,604	3,351,941	3,026,336	3,991	42,026
	입원	I.P	335	3,673	8,383	1,294,642	1,114,469	1,057	13,631
	외래	O.P	1,163	7,650	121,221	2,057,299	1,911,867	3,898	28,395
078	계	S.T	134	1,163	7,338	245,989	219,330	149	1,678
	입원	I.P	21	498	1,146	135,377	123,464	40	884
	외래	O.P	132	665	6,192	110,613	95,866	144	794
079	계	S.T	1,464	17,151	120,475	4,598,510	4,149,770	2,812	33,176
	입원	I.P	463	7,656	14,747	2,719,827	2,439,964	931	14,174
	외래	O.P	1,425	9,495	105,728	1,878,683	1,709,806	2,729	19,002
080	계	S.T	3,334	33,949	194,766	9,896,474	8,879,306	4,768	51,907
	입원	I.P	784	17,253	27,543	5,296,429	4,682,951	1,162	26,027
	외래	O.P	3,269	16,696	167,223	4,600,045	4,196,355	4,672	25,880

주 : 수진기준 (한의분류 제외, 급여일수, 진료비와 급여비는 약포함)

연령별 급여현황(총계) <계속>

Disease Categories by Age(Total) <Cont'd>

(단위 : 명, 일, 천원)

Unit : Person, Day, KRW 1,000

59세			60 ~ 64세				
급여일수 Reimbursed Days	진료비 Medical Expense	급여비 Benefit	진료실인원 Patients	내원일수 Visits	급여일수 Reimbursed Days	진료비 Medical Expense	급여비 Benefit
685,134	51,125,339	46,567,183	13,128	207,042	896,119	63,920,575	58,228,771
183,917	34,811,869	31,498,485	3,653	117,415	229,860	43,687,582	39,606,475
501,217	16,313,471	15,068,698	12,774	89,627	666,259	20,232,992	18,622,296
681,438	50,697,389	46,457,441	10,102	192,350	844,876	58,059,920	53,142,357
165,416	31,399,355	28,540,585	2,874	102,293	196,214	36,745,297	33,428,405
516,022	19,298,034	17,916,856	9,905	90,057	648,662	21,314,623	19,713,952
2,614,400	98,041,882	90,253,684	12,967	271,334	3,206,534	112,802,365	103,794,584
292,097	60,567,400	55,686,772	5,933	151,246	356,902	71,024,186	65,344,321
2,322,303	37,474,482	34,566,912	12,511	120,088	2,849,632	41,778,179	38,450,264
347,363	26,854,077	24,720,474	2,747	115,121	466,141	35,706,140	32,889,930
122,728	19,572,608	17,890,908	1,733	80,438	162,518	26,392,837	24,163,862
224,635	7,281,469	6,829,566	2,567	34,683	303,623	9,313,302	8,726,068
309,575	22,034,664	20,246,518	3,500	96,312	464,611	31,847,185	29,278,455
76,561	15,498,780	14,134,917	1,599	61,757	107,535	23,054,187	21,063,355
233,014	6,535,884	6,111,601	3,285	34,555	357,076	8,792,998	8,215,100
65,013	3,869,050	3,568,762	1,249	20,165	112,964	5,307,028	4,885,964
9,681	2,086,560	1,899,161	322	8,046	13,798	2,586,104	2,339,723
55,332	1,782,491	1,669,601	1,222	12,119	99,166	2,720,924	2,546,241
1,195,786	101,138,144	93,691,089	13,403	369,431	1,863,475	147,302,116	136,435,843
256,557	49,306,554	44,751,180	6,247	213,596	369,042	75,460,170	68,656,010
939,229	51,831,590	48,939,909	12,881	155,835	1,494,433	71,841,946	67,779,833
63,942	4,646,529	4,262,041	882	17,821	79,026	4,851,453	4,452,383
13,587	2,758,765	2,489,520	285	8,266	15,623	2,684,838	2,419,629
50,355	1,887,764	1,772,521	856	9,555	63,403	2,166,615	2,032,754
31,286	2,200,769	2,007,440	422	8,078	28,602	2,219,238	2,016,300
9,301	1,584,235	1,439,581	123	5,306	7,922	1,646,753	1,490,478
21,985	616,534	567,858	388	2,772	20,680	572,484	525,822
27,714	3,986,389	3,714,178	494	10,073	38,614	4,658,373	4,321,172
4,824	1,257,703	1,143,792	159	4,389	8,327	1,651,766	1,492,996
22,890	2,728,685	2,570,386	489	5,684	30,287	3,006,608	2,828,176
28,467	1,880,991	1,713,150	1,592	12,105	42,582	2,337,546	2,125,328
5,879	1,063,296	964,430	384	3,453	6,375	1,231,092	1,107,457
22,588	817,695	748,720	1,579	8,652	36,207	1,106,453	1,017,871
115,233	9,598,837	8,811,486	1,299	29,972	115,404	9,964,385	9,167,447
35,106	5,827,007	5,271,603	513	16,956	31,733	5,815,299	5,267,495
80,127	3,771,830	3,539,883	1,237	13,016	83,671	4,149,085	3,899,952
6,945,349	162,103,967	146,808,146	26,144	448,962	5,319,662	121,677,764	110,623,730
445,894	58,979,772	51,971,985	5,041	192,846	314,372	43,208,610	38,280,503
6,499,455	103,124,195	94,836,161	26,030	256,116	5,005,290	78,469,154	72,343,227
449,119	15,381,186	14,003,089	3,336	51,831	356,461	12,338,233	11,178,594
57,551	8,982,995	8,154,976	660	25,030	46,251	7,463,607	6,758,237
391,568	6,398,190	5,848,113	3,290	26,801	310,210	4,874,625	4,420,357
359,160	13,914,382	12,507,083	3,435	52,096	310,424	11,528,299	10,356,479
63,236	8,401,296	7,421,374	770	26,921	51,002	7,155,019	6,363,637
295,924	5,513,086	5,085,709	3,396	25,175	259,422	4,373,280	3,992,842
475,022	27,513,788	24,982,083	2,823	87,937	392,008	23,735,091	21,640,878
144,896	18,978,055	17,084,607	1,059	60,180	122,005	16,979,505	15,398,832
330,126	8,535,733	7,897,476	2,753	27,757	270,003	6,755,586	6,242,046
514,085	11,594,860	10,588,716	8,653	93,433	1,267,222	26,918,640	24,685,523
29,656	4,316,445	3,795,356	2,263	31,412	67,708	9,791,942	8,662,588
484,429	7,278,415	6,793,360	8,481	62,021	1,199,514	17,126,698	16,022,935
9,036	366,192	335,551	121	1,092	8,066	284,630	259,878
1,539	243,743	223,591	21	560	919	187,689	172,798
7,497	122,449	111,960	116	532	7,147	96,941	87,080
287,445	8,728,765	7,878,410	4,262	52,285	533,211	13,774,391	12,441,941
28,719	5,016,943	4,498,467	1,438	22,439	45,306	8,148,338	7,301,245
258,726	3,711,822	3,379,943	4,153	29,846	487,905	5,626,053	5,140,696
379,690	15,921,368	14,396,471	5,834	68,992	590,769	22,348,553	20,295,120
42,567	8,128,409	7,250,941	1,492	34,582	56,352	11,010,713	9,834,399
337,123	7,792,959	7,145,530	5,723	34,410	534,417	11,337,841	10,460,722

Note : Based on the Treatment Month (excluding herbal medicine,including pharmacy in Treatment Days Treatment Amount and Benefit Amount)

구 분 Division			65 ~ 69세					70세 ~	
			진료실인원 Patients	내원일수 Visits	급여일수 Reimbursed Days	진료비 Medical Expense	급여비 Benefit	진료실인원 Patients	내원일수 Visits
061	계 S.T		12,332	183,255	861,265	55,926,374	50,936,661	12,835	189,300
	입원 I.P		3,215	101,406	198,258	38,637,436	35,063,646	3,543	104,899
	외래 O.P		12,012	81,849	663,007	17,288,938	15,873,015	12,433	84,401
062	계 S.T		9,186	157,330	753,224	48,338,135	44,136,410	8,710	140,296
	입원 I.P		2,515	81,671	158,064	30,995,380	28,163,299	2,348	73,084
	외래 O.P		8,958	75,659	595,160	17,342,755	15,973,110	8,447	67,212
063	계 S.T		11,326	230,402	2,737,490	91,384,100	83,973,975	10,064	215,677
	입원 I.P		5,397	126,026	302,018	57,195,256	52,541,376	5,051	125,117
	외래 O.P		10,920	104,376	2,435,472	34,188,844	31,432,599	9,555	90,560
064	계 S.T		2,728	107,954	482,093	33,434,870	30,791,993	2,861	107,790
	입원 I.P		1,707	72,185	149,126	24,007,042	21,972,864	1,807	75,268
	외래 O.P		2,544	35,769	332,967	9,427,828	8,819,129	2,603	32,522
065	계 S.T		3,922	106,325	504,160	35,806,594	32,969,656	4,274	112,483
	입원 I.P		1,846	68,849	122,879	26,759,175	24,522,399	2,102	75,017
	외래 O.P		3,675	37,476	381,281	9,047,419	8,447,257	3,954	37,466
066	계 S.T		1,378	23,454	128,761	6,033,256	5,569,243	1,351	20,482
	입원 I.P		346	10,408	17,146	2,982,541	2,717,732	335	7,867
	외래 O.P		1,338	13,046	111,615	3,050,715	2,851,511	1,327	12,615
067	계 S.T		14,737	384,193	2,046,016	151,214,679	139,922,274	15,848	406,927
	입원 I.P		6,962	218,623	389,447	84,949,955	77,527,412	7,699	236,289
	외래 O.P		14,161	165,570	1,656,569	66,264,724	62,394,862	15,077	170,638
068	계 S.T		708	14,152	66,524	3,941,721	3,622,620	627	11,603
	입원 I.P		237	7,410	12,769	2,451,935	2,229,503	201	5,454
	외래 O.P		675	6,742	53,755	1,489,786	1,393,117	605	6,149
069	계 S.T		369	5,149	21,303	1,386,340	1,246,610	289	3,559
	입원 I.P		110	3,638	5,113	1,070,059	959,922	73	2,105
	외래 O.P		333	1,511	16,190	316,282	286,688	263	1,454
070	계 S.T		481	9,590	38,351	4,167,893	3,880,575	440	9,061
	입원 I.P		148	4,181	7,023	1,454,762	1,325,224	154	4,266
	외래 O.P		474	5,409	31,328	2,713,131	2,555,351	426	4,795
071	계 S.T		1,829	16,402	50,561	3,142,022	2,860,012	2,133	18,643
	입원 I.P		466	6,238	9,897	1,864,270	1,681,815	565	6,839
	외래 O.P		1,798	10,164	40,664	1,277,752	1,178,196	2,096	11,804
072	계 S.T		1,072	23,933	102,646	7,874,400	7,262,852	1,011	22,542
	입원 I.P		427	12,902	24,804	4,540,773	4,128,433	432	13,406
	외래 O.P		1,001	11,031	77,842	3,333,627	3,134,418	939	9,136
073	계 S.T		15,459	232,530	3,240,816	67,807,518	62,016,396	10,170	133,447
	입원 I.P		2,701	83,642	145,032	21,644,127	19,386,930	1,749	41,884
	외래 O.P		15,389	148,888	3,095,784	46,163,391	42,629,466	10,105	91,563
074	계 S.T		2,247	32,392	218,412	7,608,353	6,913,218	1,669	25,460
	입원 I.P		399	15,939	28,214	4,623,407	4,209,904	350	12,185
	외래 O.P		2,215	16,453	190,198	2,984,946	2,703,314	1,634	13,275
075	계 S.T		1,964	30,719	193,411	7,107,988	6,412,801	1,129	15,548
	입원 I.P		440	15,420	31,521	4,299,196	3,839,782	254	7,536
	외래 O.P		1,943	15,299	161,890	2,808,792	2,573,019	1,109	8,012
076	계 S.T		1,876	55,162	261,722	16,550,264	15,145,480	1,378	36,464
	입원 I.P		768	36,940	79,034	12,045,595	10,977,145	578	23,552
	외래 O.P		1,813	18,222	182,688	4,504,669	4,168,335	1,321	12,912
077	계 S.T		13,378	141,659	2,241,983	41,859,476	38,566,413	18,273	193,437
	입원 I.P		3,136	41,072	88,571	13,954,459	12,415,423	3,714	53,913
	외래 O.P		13,134	100,587	2,153,412	27,905,017	26,150,989	18,015	139,524
078	계 S.T		104	898	6,343	192,140	171,081	102	968
	입원 I.P		29	423	717	127,678	114,958	26	496
	외래 O.P		97	475	5,626	64,462	56,123	98	472
079	계 S.T		4,821	59,590	685,122	15,735,451	14,230,051	5,652	73,352
	입원 I.P		1,593	24,628	49,228	8,945,747	8,042,631	1,919	31,525
	외래 O.P		4,697	34,962	635,894	6,789,704	6,187,420	5,480	41,827
080	계 S.T		4,794	55,668	539,834	18,526,631	16,818,453	4,472	54,811
	입원 I.P		1,269	25,580	45,351	9,573,823	8,579,666	1,245	26,040
	외래 O.P		4,671	30,088	494,483	8,952,808	8,238,787	4,322	28,771

주 : 수진기준 (한의학분류 제외, 급여일수, 진료비와 급여비는 약국포함)

연령별 급여현황(총계) <계속>

Disease Categories by Age(Total) <Cont'd>

(단위 : 명, 일, 천원)

Unit : Person, Day, KRW 1,000

74세			75세이상				
급여일수 Reimbursed Days	진료비 Medical Expense	급여비 Benefit	진료실인원 Patients	내원일수 Visits	급여일수 Reimbursed Days	진료비 Medical Expense	급여비 Benefit
961,092	58,862,716	53,503,219	25,389	555,477	2,098,156	130,024,830	117,157,859
201,559	41,762,280	37,831,462	9,519	412,092	578,310	105,351,781	94,543,327
759,533	17,100,436	15,671,758	23,037	143,385	1,519,846	24,673,049	22,614,532
694,774	41,519,796	37,807,874	16,181	362,066	1,331,688	81,802,449	73,952,366
136,772	27,100,624	24,598,401	5,474	254,622	353,967	60,239,654	54,180,739
558,002	14,419,172	13,209,473	14,953	107,444	977,721	21,562,795	19,771,627
2,232,453	77,484,409	71,115,749	16,076	406,768	2,920,589	115,148,386	105,422,930
278,242	51,049,928	46,863,960	9,576	292,844	497,429	86,669,773	79,191,288
1,954,211	26,434,481	24,251,789	14,038	113,924	2,423,160	28,478,613	26,231,642
459,962	33,926,383	31,266,735	5,845	206,829	763,820	56,408,619	51,918,286
143,030	25,560,500	23,442,166	4,087	161,881	249,135	46,492,684	42,679,753
316,932	8,365,882	7,824,569	4,775	44,948	514,685	9,915,935	9,238,533
542,485	39,233,663	36,075,059	9,460	287,137	1,147,832	79,514,519	72,812,801
128,017	30,819,190	28,246,374	5,566	230,000	337,346	68,090,398	62,219,629
414,468	8,414,473	7,828,685	7,891	57,137	810,486	11,424,122	10,593,171
129,781	5,604,943	5,153,911	2,130	38,566	181,004	8,295,642	7,600,549
14,230	2,750,013	2,492,687	600	21,185	28,873	4,324,846	3,897,147
115,551	2,854,930	2,661,224	2,012	17,381	152,131	3,970,795	3,703,403
2,214,869	157,054,948	145,268,916	29,312	799,598	3,860,384	246,674,829	227,382,540
407,472	90,681,992	82,909,710	16,550	552,455	811,792	157,980,356	144,020,933
1,807,397	66,372,955	62,359,206	25,784	247,143	3,048,592	88,694,473	83,361,607
56,175	3,469,937	3,211,975	965	22,128	94,129	5,376,177	4,931,066
9,572	2,039,331	1,868,095	388	14,160	20,392	3,501,998	3,176,633
46,603	1,430,606	1,343,880	850	7,968	73,737	1,874,180	1,754,433
16,925	1,069,121	962,335	481	11,790	37,184	2,424,031	2,180,747
3,014	776,882	697,038	179	9,541	11,708	1,842,634	1,643,971
13,911	292,239	265,297	398	2,249	25,476	581,396	536,776
33,292	3,751,023	3,487,620	1,052	24,273	72,864	7,505,491	6,934,200
7,075	1,380,861	1,253,183	403	15,457	20,630	3,460,827	3,123,652
26,217	2,370,162	2,234,436	978	8,816	52,234	4,044,664	3,810,548
61,263	3,316,669	3,014,501	7,627	126,016	277,416	15,901,969	14,155,955
10,927	1,922,837	1,733,410	2,453	88,210	102,904	11,518,102	10,158,475
50,336	1,393,832	1,281,090	7,068	37,806	174,512	4,383,867	3,997,480
98,988	6,982,345	6,434,014	1,793	42,870	152,654	11,169,970	10,223,845
25,385	4,506,686	4,112,895	789	27,495	41,793	7,468,913	6,762,768
73,603	2,475,659	2,321,119	1,601	15,375	110,861	3,701,058	3,461,077
2,156,017	41,328,103	37,928,186	9,992	160,262	2,167,728	40,538,747	37,073,004
77,269	13,215,721	11,952,482	2,171	80,624	110,326	15,986,828	14,284,918
2,078,748	28,112,382	25,975,704	9,731	79,638	2,057,402	24,551,919	22,788,086
164,287	6,055,973	5,526,416	2,315	50,389	208,997	9,696,053	8,815,141
21,166	3,549,819	3,243,779	691	33,371	42,432	6,099,626	5,501,450
143,121	2,506,154	2,282,637	2,137	17,018	166,565	3,596,427	3,313,692
103,458	3,840,850	3,472,861	1,032	20,495	90,893	4,255,185	3,816,418
15,648	2,336,257	2,099,996	335	14,025	20,952	3,100,638	2,763,209
87,810	1,504,593	1,372,866	959	6,470	69,941	1,154,547	1,053,209
200,840	11,343,989	10,402,536	1,841	60,046	222,938	14,734,492	13,424,725
54,722	8,163,663	7,449,804	976	46,028	77,242	11,442,128	10,368,445
146,118	3,180,326	2,952,733	1,606	14,018	145,696	3,292,364	3,056,281
3,365,447	56,056,365	51,726,960	39,891	537,044	9,143,647	133,916,512	123,400,107
107,966	16,461,455	14,640,764	7,498	240,640	342,177	39,702,636	35,363,360
3,257,481	39,594,910	37,086,196	38,841	296,404	8,801,470	94,213,876	88,036,747
7,509	228,441	201,397	212	2,467	22,048	526,421	473,070
716	148,422	132,071	70	1,449	2,198	323,831	289,556
6,793	80,019	69,326	196	1,018	19,850	202,589	183,514
863,680	19,733,231	17,902,859	13,757	241,246	2,256,550	52,578,014	47,427,119
62,435	11,874,850	10,719,867	5,428	145,347	215,642	34,183,859	30,601,682
801,245	7,858,381	7,182,992	12,915	95,899	2,040,908	18,394,155	16,825,437
542,141	17,793,062	16,155,593	7,326	123,737	995,727	30,452,837	27,467,872
44,487	9,536,463	8,556,260	2,663	80,143	112,947	19,433,855	17,371,433
497,654	8,256,599	7,599,333	6,801	43,594	882,780	11,018,982	10,096,439

Note : Based on the Treatment Month (excluding herbal medicine,including pharmacy in Treatment Days Treatment Amount and Benefit Amount)

구 분 Division	총 계 G.T					0세	
	진료실인원 Patients	내원일수 Visits	급여일수 Reimbursed Days	진료비 Medical Expense	급여비 Benefit	진료실인원 Patients	내원일수 Visits
081	계 S.T	1,220	12,452	48,525	3,099,722	5	335
	입원 I.P	216	4,179	10,201	1,564,976	4	242
	외래 O.P	1,198	8,273	38,324	1,534,747	5	93
082	계 S.T	10,970	410,565	1,787,221	114,432,581	7	416
	입원 I.P	4,553	296,159	414,076	83,114,891	7	375
	외래 O.P	9,744	114,406	1,373,145	31,317,689	2	41
083	계 S.T	1,971	46,579	224,814	9,250,747	1	1
	입원 I.P	561	34,162	43,139	7,193,876	-	-
	외래 O.P	1,720	12,417	181,675	2,056,871	1	1
084	계 S.T	394,111	2,228,888	100,267,356	497,246,288	25	362
	입원 I.P	51,368	706,593	1,407,920	284,712,562	17	254
	외래 O.P	385,520	1,522,295	98,859,436	212,533,726	23	108
085	계 S.T	2,043	32,902	153,503	12,578,195	-	-
	입원 I.P	537	14,912	27,904	6,506,046	-	-
	외래 O.P	1,996	17,990	125,599	6,072,149	-	-
086	계 S.T	25,128	593,116	2,585,621	241,349,574	2	3
	입원 I.P	9,085	362,535	632,208	171,042,147	-	-
	외래 O.P	23,944	230,581	1,953,413	70,307,426	2	3
087	계 S.T	20,927	591,514	4,471,116	412,397,580	8	559
	입원 I.P	7,571	377,289	564,166	274,408,411	8	478
	외래 O.P	19,818	214,225	3,906,950	137,989,169	4	81
088	계 S.T	15,128	374,326	2,480,111	181,355,206	9	49
	입원 I.P	5,085	196,516	320,863	81,927,297	2	14
	외래 O.P	14,526	177,810	2,159,248	99,427,910	9	35
089	계 S.T	36,847	149,819	903,935	20,686,397	-	-
	입원 I.P	6,166	26,103	59,148	9,779,326	-	-
	외래 O.P	36,568	123,716	844,787	10,907,071	-	-
090	계 S.T	365,028	769,956	1,836,831	43,530,555	1,390	2,346
	입원 I.P	5,205	18,668	48,281	4,720,649	115	504
	외래 O.P	363,722	751,288	1,788,550	38,809,906	1,291	1,842
091	계 S.T	294,250	552,680	1,313,307	38,027,564	8	9
	입원 I.P	31,909	57,430	146,679	13,250,439	-	-
	외래 O.P	288,880	495,250	1,166,628	24,777,124	8	9
092	계 S.T	392,894	992,592	5,833,203	193,754,265	-	-
	입원 I.P	55,140	274,029	496,258	156,218,550	-	-
	외래 O.P	386,333	718,563	5,336,945	37,535,716	-	-
093	계 S.T	116,086	313,922	1,502,031	68,379,616	26	47
	입원 I.P	18,817	97,378	161,539	54,268,795	-	-
	외래 O.P	112,966	216,544	1,340,492	14,110,821	26	47
094	계 S.T	23,482	55,619	320,412	10,457,412	7	10
	입원 I.P	1,827	11,367	24,173	4,182,897	-	-
	외래 O.P	22,919	44,252	296,239	6,274,516	7	10
095	계 S.T	19,525	160,729	1,536,046	37,760,175	10	66
	입원 I.P	3,394	93,177	136,579	27,386,926	3	36
	외래 O.P	18,581	67,552	1,399,467	10,373,250	9	30
096	계 S.T	1,393,701	4,618,603	39,820,389	904,029,952	3,319	11,858
	입원 I.P	148,762	1,178,205	2,407,842	447,577,080	362	2,424
	외래 O.P	1,360,748	3,440,398	37,412,547	456,452,871	3,280	9,434
097	계 S.T	350,654	736,118	16,192,619	44,630,983	1,767	2,342
	입원 I.P	5,778	37,283	98,271	7,165,564	14	52
	외래 O.P	347,587	698,835	16,094,348	37,465,419	1,759	2,290
098	계 S.T	178,886	468,565	6,635,676	101,415,464	595	1,349
	입원 I.P	9,864	100,103	183,377	36,447,949	59	384
	외래 O.P	173,789	368,462	6,452,299	64,967,515	575	965
099	계 S.T	98,978	402,345	3,286,103	262,431,362	528	2,977
	입원 I.P	10,970	102,017	184,831	53,599,464	209	1,809
	외래 O.P	94,313	300,328	3,101,272	208,831,899	460	1,168
100	계 S.T	5,553	36,567	613,394	7,133,050	23	146
	입원 I.P	743	9,060	39,969	3,580,065	5	79
	외래 O.P	5,400	27,507	573,425	3,552,985	20	67

주 : 수진기준 (한의분류 제외, 급여일수, 진료비와 급여비는 약국포함)

연령별 급여현황(총계) <계속>

Disease Categories by Age(Total) <Cont'd>

(단위 : 명, 일, 천원)

Unit : Person, Day, KRW 1,000

0Age			1 ~ 4세				
급여일수 Reimbursed Days	진료비 Medical Expense	급여비 Benefit	진료실인원 Patients	내원일수 Visits	급여일수 Reimbursed Days	진료비 Medical Expense	급여비 Benefit
750	105,815	94,509	92	3,701	9,739	969,332	907,593
565	99,097	88,528	66	1,808	5,742	801,835	750,163
185	6,718	5,982	91	1,893	3,997	167,497	157,430
673	405,608	392,142	120	9,582	23,542	4,276,782	3,895,258
625	403,359	390,100	87	5,965	11,914	3,351,253	3,019,643
48	2,249	2,042	111	3,617	11,628	925,529	875,615
1	17	16	14	634	2,076	163,224	150,825
-	-	-	9	295	1,005	127,354	116,812
1	17	16	14	339	1,071	35,871	34,012
608	188,832	178,744	164	6,686	14,655	2,664,790	2,429,316
414	178,501	169,591	77	3,893	7,292	2,141,408	1,934,001
194	10,331	9,153	160	2,793	7,363	523,383	495,315
-	-	-	-	-	-	-	-
-	-	-	-	-	-	-	-
-	-	-	-	-	-	-	-
3	234	130	34	1,762	4,966	754,753	689,797
-	-	-	27	1,154	3,078	671,209	611,019
3	234	130	31	608	1,888	83,544	78,777
952	405,679	385,326	262	21,796	72,541	9,036,893	8,290,423
563	396,769	376,855	233	14,478	29,448	8,137,917	7,436,969
389	8,910	8,471	239	7,318	43,093	898,976	853,454
62	15,832	14,786	110	2,097	10,369	512,757	478,866
14	11,361	11,215	52	879	2,331	369,543	345,230
48	4,471	3,571	106	1,218	8,038	143,214	133,635
-	-	-	-	-	-	-	-
-	-	-	-	-	-	-	-
-	-	-	-	-	-	-	-
2,786	116,779	89,252	6,977	13,987	21,758	1,195,331	927,043
581	62,787	60,602	603	1,805	4,901	768,202	698,428
2,205	53,992	28,651	6,917	12,182	16,857	427,129	228,615
9	325	185	18	25	29	505	229
-	-	-	-	-	-	-	-
9	325	185	18	25	29	505	229
-	-	-	1	1	1	17	14
-	-	-	-	-	-	-	-
-	-	-	1	1	1	17	14
51	1,127	515	45	78	126	9,297	7,649
-	-	-	2	9	14	6,805	6,452
51	1,127	515	43	69	112	2,493	1,196
11	420	216	20	26	81	1,926	1,270
-	-	-	1	2	7	826	726
11	420	216	20	24	74	1,100	544
116	27,324	23,898	75	640	3,545	269,096	249,218
86	26,004	22,683	32	308	513	215,566	199,446
30	1,320	1,215	61	332	3,032	53,530	49,772
23,906	1,606,835	1,423,777	8,193	27,041	88,664	3,449,406	2,867,162
3,445	1,254,058	1,204,785	822	4,553	9,494	2,372,577	2,183,071
20,461	352,776	218,992	8,075	22,488	79,170	1,076,829	684,091
26,746	104,555	79,646	22,260	32,796	437,245	1,313,267	986,478
199	12,680	11,276	74	295	882	57,081	52,042
26,547	91,875	68,370	22,222	32,501	436,363	1,256,187	934,435
6,316	228,964	205,288	5,028	9,345	59,296	1,212,648	1,065,827
771	182,981	175,221	115	1,378	4,931	767,372	725,882
5,545	45,983	30,067	5,004	7,967	54,365	445,276	339,944
5,723	965,139	899,339	3,949	25,942	74,570	9,668,445	8,672,182
2,727	894,068	852,292	1,050	7,799	15,184	4,027,086	3,752,658
2,996	71,072	47,048	3,745	18,143	59,386	5,641,359	4,919,524
688	50,999	48,839	131	2,324	8,983	914,365	838,826
110	41,936	41,083	32	1,326	2,081	809,894	748,152
578	9,064	7,757	122	998	6,902	104,472	90,673

Note : Based on the Treatment Month (excluding herbal medicine,including pharmacy in Treatment Days Treatment Amount and Benefit Amount)

구 분 Division			5 ~ 9세					10세 ~	
			진료실인원 Patients	내원일수 Visits	급여일수 Reimbursed Days	진료비 Medical Expense	급여비 Benefit	진료실인원 Patients	내원일수 Visits
081	계	S.T	134	1,231	3,195	243,999	211,615	89	423
	입원	I.P	17	200	695	102,186	94,871	6	79
	외래	O.P	133	1,031	2,500	141,813	116,745	88	344
082	계	S.T	255	11,883	34,942	4,224,374	3,887,007	344	10,788
	입원	I.P	140	6,301	12,065	3,050,917	2,800,287	131	4,767
	외래	O.P	243	5,582	22,877	1,173,457	1,086,719	333	6,021
083	계	S.T	34	381	1,899	92,620	86,953	32	647
	입원	I.P	7	60	184	51,889	48,755	7	296
	외래	O.P	34	321	1,715	40,731	38,199	32	351
084	계	S.T	289	8,277	27,809	3,660,131	3,364,350	274	4,148
	입원	I.P	87	4,526	8,200	2,852,246	2,636,398	70	2,158
	외래	O.P	280	3,751	19,609	807,885	727,951	263	1,990
085	계	S.T	4	57	152	8,908	8,443	19	351
	입원	I.P	3	15	43	3,767	3,558	7	176
	외래	O.P	3	42	109	5,140	4,885	19	175
086	계	S.T	139	4,216	13,105	1,435,701	1,320,743	215	5,840
	입원	I.P	63	2,296	4,879	1,151,668	1,057,157	77	3,623
	외래	O.P	134	1,920	8,226	284,033	263,586	205	2,217
087	계	S.T	833	33,366	158,553	12,539,039	11,529,442	1,006	27,975
	입원	I.P	462	17,492	44,438	10,613,054	9,739,502	326	15,773
	외래	O.P	804	15,874	114,115	1,925,985	1,789,940	992	12,202
088	계	S.T	226	2,412	16,667	537,899	489,556	191	1,400
	입원	I.P	63	762	1,723	299,269	274,530	44	410
	외래	O.P	222	1,650	14,944	238,630	215,026	189	990
089	계	S.T	-	-	-	-	-	1	6
	입원	I.P	-	-	-	-	-	1	4
	외래	O.P	-	-	-	-	-	1	2
090	계	S.T	10,227	19,319	31,556	1,279,558	880,917	12,171	25,384
	입원	I.P	523	1,378	4,007	534,778	482,570	320	952
	외래	O.P	10,169	17,941	27,549	744,780	398,347	12,124	24,432
091	계	S.T	52	58	74	1,254	874	128	316
	입원	I.P	-	-	-	-	-	20	47
	외래	O.P	52	58	74	1,254	874	127	269
092	계	S.T	1	1	1	148	52	6	7
	입원	I.P	-	-	-	-	-	-	-
	외래	O.P	1	1	1	148	52	6	7
093	계	S.T	96	317	476	77,776	67,103	542	1,657
	입원	I.P	21	116	171	67,405	62,888	130	650
	외래	O.P	92	201	305	10,370	4,215	508	1,007
094	계	S.T	30	59	172	5,176	3,865	24	62
	입원	I.P	3	11	20	3,120	2,875	2	11
	외래	O.P	29	48	152	2,056	990	24	51
095	계	S.T	123	754	4,515	168,191	153,369	187	892
	입원	I.P	23	283	405	112,401	103,701	23	266
	외래	O.P	118	471	4,110	55,790	49,668	179	626
096	계	S.T	8,075	22,688	59,767	3,598,538	2,984,620	11,144	35,002
	입원	I.P	957	4,882	11,423	2,300,149	2,098,792	1,274	8,296
	외래	O.P	7,872	17,806	48,344	1,298,389	885,828	10,849	26,706
097	계	S.T	7,002	9,781	92,784	441,163	299,693	7,640	12,415
	입원	I.P	33	74	307	18,736	17,049	77	253
	외래	O.P	6,984	9,707	92,477	422,427	282,644	7,611	12,162
098	계	S.T	2,572	7,338	55,457	1,736,617	1,507,763	3,467	8,457
	입원	I.P	139	2,050	4,794	1,234,468	1,118,479	110	2,150
	외래	O.P	2,556	5,288	50,663	502,149	389,284	3,438	6,307
099	계	S.T	5,308	32,339	119,998	12,689,852	11,115,076	3,065	17,455
	입원	I.P	1,260	9,337	19,170	3,021,094	2,706,634	424	3,635
	외래	O.P	5,170	23,002	100,828	9,668,758	8,408,442	2,981	13,820
100	계	S.T	154	1,655	13,419	291,572	260,333	91	1,444
	입원	I.P	26	380	1,212	129,205	119,296	19	472
	외래	O.P	151	1,275	12,207	162,366	141,038	88	972

주 : 수진기준 (한의분류 제외, 급여일수, 진료비와 급여비는 약국포함)

연령별 급여현황(총계) <계속>

Disease Categories by Age(Total) <Cont'd>

(단위 : 명, 일, 천원)

Unit : Person, Day, KRW 1,000

14세			15 ~ 19세				
급여일수 Reimbursed Days	진료비 Medical Expense	급여비 Benefit	진료실인원 Patients	내원일수 Visits	급여일수 Reimbursed Days	진료비 Medical Expense	급여비 Benefit
1,079	116,888	75,350	65	198	862	24,502	15,807
128	72,685	44,449	-	-	-	-	-
951	44,203	30,901	65	198	862	24,502	15,807
42,681	3,743,282	3,396,626	509	10,692	65,299	3,397,377	3,067,997
9,706	2,546,648	2,324,125	113	4,334	8,636	2,001,077	1,838,017
32,975	1,196,634	1,072,501	499	6,358	56,663	1,396,299	1,229,979
1,731	150,453	140,061	40	655	2,855	103,978	94,472
672	91,136	85,627	9	126	192	48,815	43,379
1,059	59,317	54,434	39	529	2,663	55,164	51,092
30,774	2,087,358	1,849,438	695	6,540	132,142	2,195,413	1,948,603
3,456	1,618,319	1,468,858	210	2,573	6,531	1,523,393	1,349,650
27,318	469,039	380,579	677	3,967	125,611	672,020	598,953
1,202	156,878	142,777	96	2,158	8,260	714,098	666,956
410	124,358	113,019	35	954	2,365	435,138	405,232
792	32,520	29,757	96	1,204	5,895	278,960	261,725
17,346	2,266,352	2,085,575	384	8,680	26,535	4,105,560	3,723,390
6,690	1,966,487	1,820,853	103	4,856	8,983	3,465,169	3,139,077
10,656	299,865	264,722	369	3,824	17,552	640,391	584,312
127,177	11,806,089	10,882,559	1,164	29,918	140,456	16,694,233	15,360,728
33,226	9,647,958	8,937,677	348	18,208	33,054	13,870,492	12,765,775
93,951	2,158,132	1,944,882	1,137	11,710	107,402	2,823,742	2,594,953
8,698	293,999	259,509	163	1,050	8,749	403,507	357,743
1,260	172,190	156,608	23	271	970	188,066	161,848
7,438	121,809	102,900	162	779	7,779	215,441	195,896
36	1,263	1,181	14	96	346	11,996	11,091
34	1,073	1,000	6	18	52	5,388	4,832
2	190	181	14	78	294	6,609	6,259
47,426	1,483,530	929,963	13,646	29,874	67,877	1,663,018	1,042,119
2,593	296,566	266,113	258	835	2,261	213,894	172,065
44,833	1,186,964	663,850	13,587	29,039	65,616	1,449,124	870,054
473	28,312	21,454	1,454	4,033	7,096	425,538	296,323
122	17,565	15,885	491	1,028	2,533	286,457	219,998
351	10,747	5,569	1,387	3,005	4,563	139,081	76,325
38	808	440	88	201	1,083	48,137	35,665
-	-	-	19	64	119	40,043	31,571
38	808	440	86	137	964	8,094	4,094
3,179	416,913	353,305	2,568	8,400	22,186	2,284,935	1,734,927
1,080	355,171	325,626	657	3,220	5,466	1,958,167	1,573,840
2,099	61,743	27,679	2,472	5,180	16,720	326,768	161,087
92	6,042	3,908	100	239	423	58,881	46,758
26	2,268	2,041	14	78	151	39,765	35,613
66	3,774	1,867	96	161	272	19,116	11,145
7,646	243,359	218,859	309	2,346	14,652	589,642	510,066
620	138,048	125,621	56	1,125	1,599	406,107	351,046
7,026	105,311	93,238	292	1,221	13,053	183,534	159,020
96,893	5,815,737	4,773,341	16,746	54,004	193,475	8,118,567	6,284,303
18,056	3,783,941	3,414,268	1,849	11,352	26,425	4,763,781	3,999,918
78,837	2,031,796	1,359,073	16,349	42,652	167,050	3,354,785	2,284,386
142,775	595,253	399,372	17,103	31,725	536,939	1,521,494	1,026,508
906	58,069	52,773	137	535	1,746	123,512	101,841
141,869	537,184	346,599	17,059	31,190	535,193	1,397,982	924,667
59,088	2,374,307	2,116,045	7,589	15,611	129,192	3,482,527	2,927,300
4,078	1,771,110	1,644,663	162	2,647	4,922	2,034,039	1,783,211
55,010	603,197	471,382	7,531	12,964	124,270	1,448,488	1,144,089
81,184	16,076,942	14,480,915	3,156	16,639	95,090	25,958,028	23,291,137
7,183	1,855,096	1,737,419	291	3,532	6,615	3,655,346	3,256,850
74,001	14,221,845	12,743,496	3,109	13,107	88,475	22,302,681	20,034,287
7,038	243,159	220,112	104	1,028	12,632	303,244	270,248
1,067	112,866	105,327	13	231	780	114,674	104,020
5,971	130,293	114,785	102	797	11,852	188,570	166,228

Note : Based on the Treatment Month (excluding herbal medicine,including pharmacy in Treatment Days Treatment Amount and Benefit Amount)

구 분 Division			20 ~ 24세					25세 ~	
			진료실인원 Patients	내원일수 Visits	급여일수 Reimbursed Days	진료비 Medical Expense	급여비 Benefit	진료실인원 Patients	내원일수 Visits
081	계 S.T	34	94	683	13,944	11,244	24	96	
	입원 I.P	2	4	16	1,664	1,572	3	21	
	외래 O.P	34	90	667	12,280	9,671	24	75	
082	계 S.T	562	11,019	75,672	3,455,177	3,121,858	527	11,485	
	입원 I.P	122	5,371	9,496	2,200,760	2,000,480	124	6,693	
	외래 O.P	546	5,648	66,176	1,254,416	1,121,377	511	4,792	
083	계 S.T	43	263	2,152	78,921	69,615	55	1,070	
	입원 I.P	7	103	185	42,774	38,521	10	515	
	외래 O.P	43	160	1,967	36,147	31,094	52	555	
084	계 S.T	2,349	18,332	546,905	4,986,355	4,327,435	6,541	42,952	
	입원 I.P	636	6,554	16,403	3,306,563	2,822,389	1,587	11,933	
	외래 O.P	2,328	11,778	530,502	1,679,792	1,505,046	6,497	31,019	
085	계 S.T	243	3,583	11,986	1,390,910	1,300,401	219	2,746	
	입원 I.P	57	1,127	2,347	616,930	573,266	50	792	
	외래 O.P	240	2,456	9,639	773,980	727,135	219	1,954	
086	계 S.T	550	9,316	33,123	4,351,299	3,943,870	574	10,420	
	입원 I.P	123	5,016	8,095	3,310,262	2,992,572	148	5,681	
	외래 O.P	538	4,300	25,028	1,041,037	951,299	555	4,739	
087	계 S.T	1,127	23,960	171,405	15,889,687	14,694,705	924	22,412	
	입원 I.P	265	14,631	20,267	11,456,171	10,566,503	249	13,529	
	외래 O.P	1,108	9,329	151,138	4,433,516	4,128,202	902	8,883	
088	계 S.T	166	1,407	6,759	308,267	276,298	155	1,230	
	입원 I.P	20	507	852	118,170	103,840	20	247	
	외래 O.P	165	900	5,907	190,097	172,458	153	983	
089	계 S.T	451	2,038	6,901	234,652	212,901	2,209	9,357	
	입원 I.P	128	221	888	83,224	73,817	489	883	
	외래 O.P	445	1,817	6,013	151,428	139,084	2,193	8,474	
090	계 S.T	19,531	41,886	93,165	2,293,291	1,433,357	23,113	47,191	
	입원 I.P	309	1,164	2,928	254,498	194,507	240	784	
	외래 O.P	19,446	40,722	90,237	2,038,793	1,238,850	23,049	46,407	
091	계 S.T	6,428	15,575	26,997	1,289,711	876,606	12,694	26,712	
	입원 I.P	1,730	2,965	7,566	727,418	555,712	2,483	4,046	
	외래 O.P	6,224	12,610	19,431	562,293	320,894	12,390	22,666	
092	계 S.T	1,248	3,274	13,591	751,899	563,045	8,387	23,135	
	입원 I.P	256	983	1,891	621,636	493,696	1,401	6,610	
	외래 O.P	1,211	2,291	11,700	130,263	69,349	8,213	16,525	
093	계 S.T	7,849	25,265	90,473	6,715,400	4,982,637	14,138	42,035	
	입원 I.P	1,886	9,435	16,086	5,673,933	4,451,846	2,884	14,005	
	외래 O.P	7,588	15,830	74,387	1,041,467	530,792	13,696	28,030	
094	계 S.T	251	554	1,504	113,514	75,780	439	1,081	
	입원 I.P	32	108	303	50,360	37,882	58	240	
	외래 O.P	242	446	1,201	63,153	37,897	431	841	
095	계 S.T	371	2,909	20,146	773,273	697,978	518	3,440	
	입원 I.P	67	1,610	2,514	560,889	511,522	104	1,628	
	외래 O.P	350	1,299	17,632	212,384	186,456	490	1,812	
096	계 S.T	28,211	88,644	363,384	13,231,640	9,909,175	40,638	115,379	
	입원 I.P	2,875	18,720	40,809	7,147,907	5,779,428	3,303	18,972	
	외래 O.P	27,635	69,924	322,575	6,083,733	4,129,747	40,043	96,407	
097	계 S.T	13,446	23,071	377,346	1,207,487	800,141	13,714	23,271	
	입원 I.P	118	382	1,852	92,434	71,725	125	368	
	외래 O.P	13,392	22,689	375,494	1,115,053	728,416	13,651	22,903	
098	계 S.T	7,358	14,598	135,710	4,464,556	3,761,328	7,685	14,904	
	입원 I.P	157	1,946	3,490	1,646,201	1,409,321	199	1,762	
	외래 O.P	7,301	12,652	132,220	2,818,355	2,352,006	7,608	13,142	
099	계 S.T	4,346	17,231	113,912	25,808,863	23,231,708	4,609	17,228	
	입원 I.P	268	2,474	4,928	2,703,120	2,474,288	236	1,760	
	외래 O.P	4,279	14,757	108,984	23,105,743	20,757,420	4,541	15,468	
100	계 S.T	113	949	12,060	271,839	240,164	186	1,394	
	입원 I.P	20	265	1,242	102,022	89,551	33	405	
	외래 O.P	107	684	10,818	169,816	150,613	180	989	

주 : 수진기준 (한의분류 제외, 급여일수, 진료비와 급여비는 약국포함)

연령별 급여현황(총계) <계속>

Disease Categories by Age(Total) <Cont'd>

(단위 : 명, 일, 천원)

Unit : Person, Day, KRW 1,000

29세			30 ~ 34세				
급여일수 Reimbursed Days	진료비 Medical Expense	급여비 Benefit	진료실인원 Patients	내원일수 Visits	급여일수 Reimbursed Days	진료비 Medical Expense	급여비 Benefit
215	21,374	18,482	16	62	327	12,496	11,049
49	8,613	8,052	2	8	33	4,016	3,805
166	12,761	10,430	15	54	294	8,480	7,244
75,263	3,701,001	3,336,659	500	10,976	79,046	4,083,251	3,755,033
11,695	2,532,504	2,287,332	137	5,499	8,842	2,662,602	2,434,490
63,568	1,168,497	1,049,326	482	5,477	70,204	1,420,648	1,320,543
6,877	321,708	293,459	53	623	3,255	198,296	180,862
810	196,837	177,648	16	415	621	169,630	154,700
6,067	124,871	115,811	49	208	2,634	28,665	26,161
1,577,392	9,909,934	8,435,862	13,651	79,293	3,341,790	17,021,002	14,375,576
33,150	6,053,137	5,010,119	2,630	19,836	55,602	9,843,772	8,120,933
1,544,242	3,856,797	3,425,743	13,573	59,457	3,286,188	7,177,230	6,254,643
10,311	1,412,587	1,319,093	198	2,690	9,072	988,912	918,816
1,681	588,779	546,193	40	828	1,553	359,736	332,502
8,630	823,809	772,900	198	1,862	7,519	629,176	586,314
32,864	4,762,098	4,399,676	625	11,429	38,222	4,669,316	4,306,024
9,166	3,389,038	3,128,021	170	5,480	10,025	3,070,845	2,816,940
23,698	1,373,061	1,271,655	615	5,949	28,197	1,598,472	1,489,084
186,202	18,281,981	16,886,494	781	19,070	175,851	16,070,040	14,948,448
18,134	11,960,494	10,927,712	222	11,638	15,514	9,922,242	9,131,619
168,068	6,321,487	5,958,782	756	7,432	160,337	6,147,798	5,816,829
5,815	329,588	303,539	200	1,521	6,627	349,414	321,009
557	106,716	97,753	26	173	532	96,640	88,842
5,258	222,871	205,786	200	1,348	6,095	252,773	232,167
24,732	1,038,595	939,012	4,492	17,807	49,211	1,998,311	1,803,912
3,339	316,007	281,015	787	1,766	5,699	600,559	529,265
21,393	722,588	657,997	4,460	16,041	43,512	1,397,752	1,274,647
106,136	2,578,803	1,619,227	22,162	45,497	100,732	2,521,142	1,587,542
2,094	176,900	134,807	243	676	2,007	154,385	117,687
104,042	2,401,903	1,484,420	22,100	44,821	98,725	2,366,757	1,469,855
45,347	1,915,220	1,278,499	19,852	39,172	74,269	2,750,594	1,803,835
9,987	878,944	672,638	3,112	4,906	12,283	1,041,885	799,484
35,360	1,036,276	605,861	19,373	34,266	61,986	1,708,709	1,004,351
81,902	4,746,541	3,542,580	23,978	63,064	229,682	12,141,528	9,047,907
12,054	3,875,189	3,057,265	3,589	16,865	30,477	9,784,958	7,706,393
69,848	871,353	485,314	23,580	46,199	199,205	2,356,570	1,341,513
189,953	10,411,486	7,705,344	14,661	39,503	165,783	8,914,459	6,578,214
23,192	8,547,370	6,716,971	2,480	12,090	19,739	7,186,844	5,646,142
166,761	1,864,116	988,373	14,283	27,413	146,044	1,727,615	932,072
2,906	220,147	142,367	653	1,474	4,761	290,952	179,768
597	103,567	76,618	61	247	543	116,976	87,972
2,309	116,580	65,750	637	1,227	4,218	173,976	91,796
28,353	1,139,342	1,027,745	550	2,906	25,187	957,615	859,785
3,438	867,804	787,591	92	1,299	2,422	672,159	609,293
24,915	271,538	240,154	529	1,607	22,765	285,455	250,492
533,751	17,754,139	13,275,564	51,292	145,603	748,998	24,208,086	18,214,768
43,961	8,556,843	6,948,426	4,392	24,150	56,182	11,492,228	9,373,491
489,790	9,197,296	6,327,138	50,504	121,453	692,816	12,715,858	8,841,277
410,462	1,280,416	859,171	16,714	29,345	564,874	1,650,061	1,107,292
1,663	101,176	78,078	176	522	2,372	135,893	105,655
408,799	1,179,240	781,093	16,630	28,823	562,502	1,514,168	1,001,637
155,308	3,333,742	2,790,745	8,420	15,316	196,097	3,795,938	3,135,925
3,013	1,300,507	1,144,241	205	1,410	3,240	1,171,118	990,522
152,295	2,033,235	1,646,504	8,314	13,906	192,857	2,624,820	2,145,403
130,583	29,146,927	25,936,409	4,784	16,906	136,532	19,568,006	17,266,294
3,443	1,437,793	1,215,732	303	2,036	4,372	1,276,749	1,075,721
127,140	27,709,134	24,720,677	4,680	14,870	132,160	18,291,257	16,190,573
16,891	293,793	254,166	289	1,624	22,991	325,770	279,858
1,288	127,497	113,058	48	331	1,775	134,607	115,932
15,603	166,296	141,108	277	1,293	21,216	191,162	163,926

Note : Based on the Treatment Month (excluding herbal medicine,including pharmacy in Treatment Days Treatment Amount and Benefit Amount)

구 분 Division			35 ~ 39세					40세 ~	
			진료실인원 Patients	내원일수 Visits	급여일수 Reimbursed Days	진료비 Medical Expense	급여비 Benefit	진료실인원 Patients	내원일수 Visits
081	계 S.T	31		197	880	89,465	82,497	33	288
	입원 I.P	3		24	143	19,753	17,728	7	24
	외래 O.P	31		173	737	69,712	64,769	32	264
082	계 S.T	668		16,053	112,713	5,279,321	4,831,734	667	19,859
	입원 I.P	196		9,188	14,987	3,381,764	3,057,644	217	12,613
	외래 O.P	639		6,865	97,726	1,897,557	1,774,090	635	7,246
083	계 S.T	100		1,425	7,498	359,733	330,822	100	1,153
	입원 I.P	20		710	1,234	247,271	227,628	19	687
	외래 O.P	92		715	6,264	112,462	103,194	94	466
084	계 S.T	28,223		144,312	7,040,391	30,108,867	25,275,912	37,525	181,896
	입원 I.P	4,214		33,559	89,913	16,736,161	13,910,783	4,735	41,031
	외래 O.P	28,032		110,753	6,950,478	13,372,706	11,365,129	37,252	140,865
085	계 S.T	173		2,601	12,507	1,237,355	1,164,118	123	1,520
	입원 I.P	36		949	2,040	587,825	552,939	23	592
	외래 O.P	172		1,652	10,467	649,530	611,178	122	928
086	계 S.T	1,081		22,704	88,437	10,127,884	9,372,503	1,177	22,259
	입원 I.P	327		11,477	22,055	6,900,025	6,347,236	362	11,256
	외래 O.P	1,064		11,227	66,382	3,227,859	3,025,267	1,145	11,003
087	계 S.T	1,082		27,077	266,102	24,128,356	22,396,174	1,172	30,559
	입원 I.P	331		16,379	22,258	15,215,557	13,961,239	364	19,476
	외래 O.P	1,054		10,698	243,844	8,912,799	8,434,936	1,130	11,083
088	계 S.T	390		5,009	25,427	1,852,548	1,713,283	552	6,856
	입원 I.P	67		1,996	3,317	1,081,513	995,818	115	2,401
	외래 O.P	387		3,013	22,110	771,035	717,465	545	4,455
089	계 S.T	5,947		22,662	63,285	2,728,414	2,433,999	5,304	19,739
	입원 I.P	976		2,732	7,835	985,332	859,364	888	2,759
	외래 O.P	5,909		19,930	55,450	1,743,083	1,574,636	5,260	16,980
090	계 S.T	27,685		56,449	127,879	3,164,655	2,004,207	27,131	54,738
	입원 I.P	299		988	2,747	231,788	174,283	290	881
	외래 O.P	27,606		55,461	125,132	2,932,867	1,829,924	27,049	53,857
091	계 S.T	32,776		63,562	127,699	4,493,351	2,902,014	49,013	95,306
	입원 I.P	4,505		7,274	18,553	1,596,409	1,222,320	6,422	10,915
	외래 O.P	32,080		56,288	109,146	2,896,942	1,679,694	47,901	84,391
092	계 S.T	43,169		119,290	473,296	24,696,870	18,415,615	66,430	188,459
	입원 I.P	7,326		35,404	64,830	20,146,123	15,870,281	12,182	59,619
	외래 O.P	42,394		83,886	408,466	4,550,747	2,545,334	65,123	128,840
093	계 S.T	15,926		41,295	173,389	9,177,863	6,747,433	15,205	36,397
	입원 I.P	2,529		12,376	20,156	7,322,871	5,754,929	1,926	9,633
	외래 O.P	15,488		28,919	153,233	1,854,992	992,504	14,828	26,764
094	계 S.T	1,084		2,422	7,997	455,628	287,411	1,452	3,224
	입원 I.P	78		396	905	156,094	112,395	93	499
	외래 O.P	1,067		2,026	7,092	299,534	175,016	1,426	2,725
095	계 S.T	1,008		6,848	48,211	2,012,857	1,814,407	1,125	7,224
	입원 I.P	207		2,662	5,474	1,467,776	1,333,339	200	3,177
	외래 O.P	969		4,186	42,737	545,081	481,068	1,081	4,047
096	계 S.T	79,441		230,513	1,437,291	41,482,502	31,387,568	102,133	301,226
	입원 I.P	7,477		40,726	95,446	19,582,719	15,817,036	9,784	55,584
	외래 O.P	78,014		189,787	1,341,845	21,899,783	15,570,532	100,221	245,642
097	계 S.T	30,222		60,391	1,344,294	3,304,743	2,190,280	43,816	96,033
	입원 I.P	316		1,044	4,499	255,649	194,722	445	1,371
	외래 O.P	30,063		59,347	1,339,795	3,049,095	1,995,558	43,619	94,662
098	계 S.T	12,772		24,619	349,377	7,637,642	6,434,355	15,577	28,859
	입원 I.P	327		2,031	4,110	1,244,011	1,029,356	424	1,660
	외래 O.P	12,607		22,588	345,267	6,393,631	5,404,999	15,341	27,199
099	계 S.T	6,179		22,025	210,812	22,489,788	19,752,261	5,624	20,184
	입원 I.P	450		3,362	6,512	2,326,016	1,993,478	466	3,597
	외래 O.P	5,996		18,663	204,300	20,163,772	17,758,783	5,395	16,587
100	계 S.T	395		2,281	38,525	393,187	334,069	397	2,139
	입원 I.P	51		482	4,768	178,524	153,882	50	344
	외래 O.P	387		1,799	33,757	214,663	180,188	390	1,795

주 : 수진기준 (한의분류 제외, 급여일수, 진료비와 급여비는 약국포함)

연령별 급여현황(총계) <계속>

Disease Categories by Age(Total) <Cont'd>

(단위 : 명, 일, 천원)

Unit : Person, Day, KRW 1,000

44세			45세 ~ 49세				
급여일수 Reimbursed Days	진료비 Medical Expense	급여비 Benefit	진료실인원 Patients	내원일수 Visits	급여일수 Reimbursed Days	진료비 Medical Expense	급여비 Benefit
1,419	97,289	89,064	60	551	2,764	135,870	124,388
63	8,935	8,102	12	155	299	34,653	31,691
1,356	88,354	80,962	60	396	2,465	101,217	92,696
117,421	6,093,606	5,565,527	856	30,026	158,492	8,568,148	7,826,697
18,744	4,003,116	3,615,767	320	21,189	30,721	5,814,671	5,245,661
98,677	2,090,490	1,949,760	789	8,837	127,771	2,753,478	2,581,036
6,909	307,214	283,263	171	3,002	14,491	636,236	581,344
932	207,931	192,732	44	1,879	2,587	475,367	433,792
5,977	99,283	90,531	152	1,123	11,904	160,870	147,552
9,508,475	37,454,956	31,357,715	50,146	243,229	12,995,894	49,241,246	41,181,994
104,863	19,725,350	16,494,579	5,527	58,968	137,007	25,887,840	21,971,333
9,403,612	17,729,606	14,863,136	49,679	184,261	12,858,887	23,353,406	19,210,661
7,526	381,052	353,901	143	2,446	13,267	1,016,318	943,665
1,160	164,259	151,761	40	1,056	2,256	509,895	468,338
6,366	216,793	202,140	141	1,390	11,011	506,423	475,326
90,336	9,395,396	8,705,081	1,739	36,662	145,227	16,509,329	15,296,607
22,820	6,340,824	5,850,577	553	20,064	36,390	11,549,530	10,658,097
67,516	3,054,572	2,854,504	1,698	16,598	108,837	4,959,800	4,638,510
287,082	27,035,229	25,252,791	1,473	39,191	371,297	33,683,237	31,401,430
26,129	16,861,239	15,635,795	462	24,101	32,520	20,615,836	19,025,052
260,953	10,173,990	9,616,996	1,431	15,090	338,777	13,067,402	12,376,378
44,657	3,113,132	2,898,903	844	14,077	81,946	6,188,576	5,771,451
5,770	1,485,995	1,373,548	184	6,236	10,685	3,267,753	3,022,753
38,887	1,627,138	1,525,355	836	7,841	71,261	2,920,823	2,748,698
70,616	2,760,540	2,430,781	5,392	20,250	104,803	2,903,469	2,519,362
7,474	1,227,818	1,056,197	795	3,340	7,772	1,399,479	1,191,963
63,142	1,532,722	1,374,584	5,352	16,910	97,031	1,503,990	1,327,399
125,961	3,069,901	1,963,743	32,708	66,442	159,921	3,787,661	2,457,422
2,821	209,730	159,183	350	1,283	3,314	279,447	211,136
123,140	2,860,171	1,804,561	32,604	65,159	156,607	3,508,214	2,246,287
194,367	6,803,063	4,337,817	56,260	107,715	244,381	7,608,738	4,812,941
28,323	2,519,859	1,935,381	6,309	11,771	30,083	2,761,536	2,117,775
166,044	4,283,204	2,402,436	55,115	95,944	214,298	4,847,203	2,695,166
805,391	41,276,092	30,836,246	99,203	284,681	1,380,025	62,398,497	46,599,684
108,905	34,297,471	27,043,003	17,940	90,770	164,102	51,936,039	40,974,063
696,486	6,978,621	3,793,243	97,159	193,911	1,215,923	10,462,458	5,625,621
179,017	7,145,026	5,174,044	16,554	39,601	207,957	7,427,433	5,312,739
16,148	5,430,680	4,257,860	1,963	10,037	16,627	5,504,391	4,303,920
162,869	1,714,346	916,184	16,161	29,564	191,330	1,923,042	1,008,818
9,701	567,466	338,567	1,874	4,231	14,900	786,469	475,875
1,058	214,255	158,393	135	781	1,818	317,305	235,948
8,643	353,210	180,174	1,843	3,450	13,082	469,164	239,926
53,674	2,197,716	1,979,602	1,518	8,660	87,172	2,606,516	2,342,716
5,514	1,616,565	1,469,971	264	3,658	7,337	1,851,260	1,678,492
48,160	581,151	509,630	1,455	5,002	79,835	755,255	664,224
2,256,154	57,912,723	44,204,572	128,028	394,861	3,448,669	77,091,962	59,430,858
129,650	27,567,519	22,329,287	12,672	75,226	173,125	36,225,015	29,473,547
2,126,504	30,345,204	21,875,285	125,614	319,635	3,275,544	40,866,947	29,957,311
2,486,656	5,025,319	3,298,865	56,294	129,972	3,489,152	6,969,992	4,581,772
6,550	341,517	261,319	715	2,391	10,516	556,301	425,895
2,480,106	4,683,802	3,037,546	55,955	127,581	3,478,636	6,413,692	4,155,876
527,951	6,351,620	5,216,883	19,656	40,058	777,933	6,889,865	5,504,518
4,299	769,462	639,489	602	3,039	7,656	1,597,837	1,350,608
523,652	5,582,157	4,577,394	19,317	37,019	770,277	5,292,028	4,153,910
211,338	18,605,567	16,434,822	6,587	24,231	267,181	19,095,246	16,747,101
6,579	3,379,864	2,956,455	600	4,340	8,373	2,333,288	2,022,963
204,759	15,225,703	13,478,367	6,275	19,891	258,808	16,761,958	14,724,138
37,693	333,061	271,523	466	2,619	44,140	345,419	275,991
3,238	127,543	105,608	48	485	3,066	124,342	103,180
34,455	205,518	165,915	459	2,134	41,074	221,077	172,811

Note : Based on the Treatment Month (excluding herbal medicine,including pharmacy in Treatment Days Treatment Amount and Benefit Amount)

구 분 Division			50 ~ 54세					55세 ~	
			진료실인원 Patients	내원일수 Visits	급여일수 Reimbursed Days	진료비 Medical Expense	급여비 Benefit	진료실인원 Patients	내원일수 Visits
081	계 S.T	99	701	4,243	229,258	208,134	95	891	
	입원 I.P	14	90	183	105,332	97,107	12	245	
	외래 O.P	97	611	4,060	123,925	111,027	95	646	
082	계 S.T	908	32,371	171,220	9,158,963	8,388,972	1,112	46,118	
	입원 I.P	357	21,316	31,859	6,223,599	5,631,418	495	36,011	
	외래 O.P	842	11,055	139,361	2,935,364	2,757,553	987	10,107	
083	계 S.T	204	4,436	25,070	975,837	892,464	227	3,459	
	입원 I.P	61	3,240	4,565	760,697	692,446	49	2,106	
	외래 O.P	183	1,196	20,505	215,141	200,019	200	1,353	
084	계 S.T	53,726	277,618	14,047,685	55,489,071	46,528,813	63,055	334,938	
	입원 I.P	5,783	77,271	156,654	29,659,914	25,477,279	6,614	96,380	
	외래 O.P	53,062	200,347	13,891,031	25,829,157	21,051,534	62,079	238,558	
085	계 S.T	115	1,855	11,210	754,749	710,690	164	2,578	
	입원 I.P	26	898	1,638	384,954	361,535	39	1,136	
	외래 O.P	114	957	9,572	369,795	349,155	160	1,442	
086	계 S.T	2,117	44,151	191,500	19,344,905	17,940,739	2,982	67,734	
	입원 I.P	668	24,549	46,706	13,522,537	12,503,092	1,010	39,923	
	외래 O.P	2,049	19,602	144,794	5,822,368	5,437,647	2,895	27,811	
087	계 S.T	1,627	44,385	400,805	39,012,464	36,328,838	2,005	59,932	
	입원 I.P	502	29,453	39,692	25,413,779	23,459,891	713	40,375	
	외래 O.P	1,556	14,932	361,113	13,598,685	12,868,947	1,906	19,557	
088	계 S.T	1,259	23,751	142,852	11,641,408	10,902,017	1,893	46,454	
	입원 I.P	306	10,751	18,564	5,507,440	5,113,219	613	22,974	
	외래 O.P	1,224	13,000	124,288	6,133,968	5,788,798	1,851	23,480	
089	계 S.T	4,071	15,543	164,450	2,324,404	1,987,931	3,131	13,237	
	입원 I.P	563	2,780	5,895	1,190,243	1,011,725	464	3,054	
	외래 O.P	4,045	12,763	158,555	1,134,161	976,207	3,111	10,183	
090	계 S.T	33,006	68,633	169,782	3,939,541	2,545,188	35,083	72,502	
	입원 I.P	365	1,455	3,708	294,559	224,068	424	1,732	
	외래 O.P	32,909	67,178	166,074	3,644,983	2,321,120	34,945	70,770	
091	계 S.T	45,965	82,100	230,922	5,417,094	3,350,212	33,074	55,566	
	입원 I.P	3,652	7,355	19,300	1,707,638	1,310,852	1,720	3,496	
	외래 O.P	45,262	74,745	211,622	3,709,456	2,039,360	32,722	52,070	
092	계 S.T	77,748	179,674	1,310,136	31,295,170	22,998,146	39,820	73,092	
	입원 I.P	8,594	43,739	78,929	24,444,700	19,284,185	2,199	11,218	
	외래 O.P	76,688	135,935	1,231,207	6,850,470	3,713,961	39,451	61,874	
093	계 S.T	11,003	27,608	187,518	5,115,983	3,648,515	6,487	18,172	
	입원 I.P	1,400	7,557	13,013	3,809,108	2,971,430	1,083	6,054	
	외래 O.P	10,767	20,051	174,505	1,306,875	677,085	6,323	12,118	
094	계 S.T	2,536	5,542	24,458	1,009,762	600,333	3,434	7,767	
	입원 I.P	157	901	1,975	360,621	264,013	255	1,317	
	외래 O.P	2,495	4,641	22,483	649,141	336,321	3,373	6,450	
095	계 S.T	2,010	13,350	122,618	3,796,391	3,412,896	2,689	17,945	
	입원 I.P	371	6,566	11,960	2,802,794	2,538,903	479	8,985	
	외래 O.P	1,920	6,784	110,658	993,598	873,993	2,579	8,960	
096	계 S.T	163,534	487,564	4,356,822	95,208,828	72,644,760	194,844	589,803	
	입원 I.P	16,364	101,808	228,584	43,344,199	35,542,548	20,277	129,785	
	외래 O.P	159,991	385,756	4,128,238	51,864,630	37,102,213	190,339	460,018	
097	계 S.T	30,839	69,067	1,790,105	4,081,270	2,695,669	14,961	29,444	
	입원 I.P	459	1,899	7,066	411,172	315,874	203	984	
	외래 O.P	30,606	67,168	1,783,039	3,670,098	2,379,795	14,844	28,460	
098	계 S.T	13,862	31,390	542,731	7,638,972	6,302,331	11,128	27,922	
	입원 I.P	549	3,271	7,212	2,422,628	2,083,268	492	3,751	
	외래 O.P	13,609	28,119	535,519	5,216,344	4,219,063	10,920	24,171	
099	계 S.T	7,563	26,498	278,208	13,237,734	11,336,558	9,207	31,722	
	입원 I.P	697	5,172	9,940	2,785,527	2,400,353	864	7,063	
	외래 O.P	7,214	21,326	268,268	10,452,207	8,936,205	8,714	24,659	
100	계 S.T	558	3,259	58,145	573,700	476,598	711	4,046	
	입원 I.P	77	737	4,026	288,302	249,832	76	684	
	외래 O.P	546	2,522	54,119	285,399	226,766	699	3,362	

주 : 수진기준 (한의분류 제외, 급여일수, 진료비와 급여비는 약국포함)

연령별 급여현황(총계) <계속>

Disease Categories by Age(Total) <Cont'd>

(단위 : 명, 일, 천원)

Unit : Person, Day, KRW 1,000

59세			60 ~ 64세				
급여일수 Reimbursed Days	진료비 Medical Expense	급여비 Benefit	진료실인원 Patients	내원일수 Visits	급여일수 Reimbursed Days	진료비 Medical Expense	급여비 Benefit
3,514	275,249	255,938	102	876	3,801	233,083	213,369
398	60,287	55,093	11	230	302	30,026	26,150
3,116	214,962	200,845	101	646	3,499	203,057	187,219
200,501	12,267,116	11,190,136	1,074	46,161	199,445	12,897,104	11,779,644
48,788	9,090,670	8,216,010	509	34,463	46,858	9,120,383	8,232,682
151,713	3,176,445	2,974,126	942	11,698	152,587	3,776,722	3,546,962
25,526	654,600	591,528	239	6,029	32,906	1,119,689	1,015,965
2,532	446,285	400,481	67	4,464	5,629	865,269	779,439
22,994	208,314	191,046	214	1,565	27,277	254,421	236,526
16,859,821	70,644,248	59,499,650	53,701	289,031	14,163,608	66,792,660	56,880,441
187,771	37,576,122	32,665,084	5,878	84,867	168,750	36,531,721	32,226,856
16,672,050	33,068,126	26,834,566	52,570	204,164	13,994,858	30,260,939	24,653,586
13,933	1,051,098	981,572	152	2,070	11,720	736,066	677,300
1,825	535,792	496,857	34	1,051	1,741	472,861	433,548
12,108	515,307	484,714	149	1,019	9,979	263,204	243,752
297,483	27,872,959	25,852,874	3,368	76,082	374,468	33,670,143	31,201,788
71,092	19,607,597	18,126,294	1,113	44,429	82,066	23,870,770	22,031,330
226,391	8,265,362	7,726,580	3,260	31,653	292,402	9,799,373	9,170,457
499,884	47,954,453	44,745,960	1,949	52,893	471,431	42,347,950	39,444,226
53,028	31,670,847	29,338,961	633	34,396	47,460	27,355,961	25,308,160
446,856	16,283,605	15,406,999	1,862	18,497	423,971	14,991,989	14,136,066
300,785	24,122,082	22,606,982	2,177	54,151	388,501	29,624,009	27,759,568
42,156	11,543,748	10,727,619	735	25,280	45,044	13,930,814	12,927,189
258,629	12,578,334	11,879,363	2,124	28,871	343,457	15,693,196	14,832,379
167,757	1,953,884	1,666,518	2,390	10,832	118,049	1,693,577	1,448,338
5,610	1,070,337	911,506	407	2,655	4,920	985,918	836,584
162,147	883,548	755,012	2,371	8,177	113,129	707,658	611,754
180,112	4,202,614	2,711,542	31,050	66,138	174,420	3,733,401	2,406,698
4,496	376,236	285,206	301	1,234	2,998	280,893	213,213
175,616	3,826,378	2,426,336	30,970	64,904	171,422	3,452,508	2,193,485
165,853	3,273,355	1,939,409	20,425	34,620	109,298	2,135,316	1,258,274
8,926	790,715	605,008	908	2,183	5,252	509,469	388,694
156,927	2,482,640	1,334,401	20,245	32,437	104,046	1,625,846	869,581
896,753	9,271,341	6,577,378	19,956	34,246	413,174	4,064,500	2,852,885
19,609	6,289,589	4,967,859	931	4,738	8,483	2,665,020	2,104,136
877,144	2,981,753	1,609,519	19,755	29,508	404,691	1,399,480	748,749
123,620	3,811,603	2,749,668	4,473	12,869	73,058	2,683,713	1,921,084
10,072	2,992,297	2,331,170	744	4,250	7,016	2,092,481	1,630,417
113,548	819,305	418,498	4,360	8,619	66,042	591,233	290,667
40,710	1,459,296	882,741	3,472	7,646	49,818	1,440,219	879,828
3,113	550,962	406,800	224	1,259	2,655	524,831	392,444
37,597	908,333	475,941	3,405	6,387	47,163	915,388	487,384
191,931	5,045,557	4,545,656	2,607	16,996	214,424	4,305,092	3,873,943
15,420	3,619,527	3,293,534	395	7,108	12,194	2,911,631	2,651,316
176,511	1,426,030	1,252,122	2,513	9,888	202,230	1,393,461	1,222,628
5,524,871	117,677,654	89,777,520	191,478	593,427	5,753,570	123,516,724	94,635,455
293,426	55,819,155	46,373,842	20,412	136,516	310,351	58,715,065	49,082,149
5,231,445	61,858,499	43,403,679	186,846	456,911	5,443,219	64,801,659	45,553,306
647,792	2,100,084	1,390,401	13,310	26,858	580,982	1,957,187	1,303,115
3,199	247,850	192,269	233	1,158	4,222	268,973	209,380
644,593	1,852,235	1,198,131	13,187	25,700	576,760	1,688,214	1,093,734
420,703	7,149,891	5,906,193	10,987	30,874	481,484	8,130,026	6,686,274
7,799	1,799,560	1,712,757	545	4,286	2,178,357	1,822,804	1,822,804
412,904	5,152,331	4,193,436	10,738	26,588	472,721	5,951,670	4,863,470
315,005	12,181,877	10,273,724	8,793	30,250	317,565	9,607,709	7,941,374
13,489	3,629,959	3,161,930	863	7,181	13,204	3,435,685	2,979,262
301,516	8,551,919	7,111,794	8,299	23,069	304,361	6,172,024	4,962,111
82,257	723,426	588,307	661	4,283	90,739	735,137	599,434
2,162	314,027	261,844	80	1,103	5,281	343,075	293,745
80,095	409,398	326,463	641	3,180	85,458	392,062	305,690

Note : Based on the Treatment Month (excluding herbal medicine,including pharmacy in Treatment Days Treatment Amount and Benefit Amount)

구 분 Division			65 ~ 69세					70세 ~	
			진료실인원 Patients	내원일수 Visits	급여일수 Reimbursed Days	진료비 Medical Expense	급여비 Benefit	진료실인원 Patients	내원일수 Visits
081	계 S.T		102	866	4,768	181,665	165,754	78	609
	입원 I.P		14	202	424	63,102	57,780	14	212
	외래 O.P		99	664	4,344	118,563	107,974	77	397
082	계 S.T		838	41,340	145,672	11,141,633	10,151,872	687	34,953
	입원 I.P		412	33,328	42,773	8,701,357	7,867,993	374	29,328
	외래 O.P		711	8,012	102,899	2,440,276	2,283,879	546	5,625
083	계 S.T		196	6,010	27,732	1,352,604	1,226,533	156	4,849
	입원 I.P		68	5,176	6,117	1,179,439	1,066,821	43	3,572
	외래 O.P		161	834	21,615	173,165	159,712	136	1,277
084	계 S.T		34,180	195,825	8,812,507	48,189,196	41,473,817	23,896	150,520
	입원 I.P		4,061	62,013	119,914	27,033,643	24,056,411	3,349	54,863
	외래 O.P		33,211	133,812	8,692,593	21,155,553	17,417,406	22,922	95,657
085	계 S.T		121	2,128	13,393	863,997	809,976	100	1,514
	입원 I.P		38	1,143	2,132	504,150	469,028	27	789
	외래 O.P		116	985	11,261	359,847	340,948	96	725
086	계 S.T		2,848	66,184	323,917	28,421,883	26,290,615	2,744	66,567
	입원 I.P		1,045	39,758	70,972	19,001,268	17,464,638	1,098	40,954
	외래 O.P		2,712	26,426	252,945	9,420,615	8,825,977	2,602	25,613
087	계 S.T		1,641	46,118	383,014	33,078,300	30,608,792	1,462	40,693
	입원 I.P		597	30,137	41,016	20,842,652	19,038,224	603	26,040
	외래 O.P		1,554	15,981	341,998	12,235,647	11,570,568	1,350	14,653
088	계 S.T		2,034	57,817	419,333	32,894,343	30,744,210	1,863	52,225
	입원 I.P		763	29,491	50,590	14,362,073	13,211,575	705	24,583
	외래 O.P		1,947	28,326	368,743	18,532,270	17,532,635	1,791	27,642
089	계 S.T		1,569	7,540	61,409	1,266,187	1,090,305	1,019	5,150
	입원 I.P		282	2,198	3,779	792,972	675,345	198	1,517
	외래 O.P		1,553	5,342	57,630	473,215	414,961	1,014	3,633
090	계 S.T		22,387	49,437	127,938	2,687,234	1,819,383	18,238	42,265
	입원 I.P		189	867	2,277	173,200	131,528	123	482
	외래 O.P		22,341	48,570	125,661	2,514,035	1,687,855	18,196	41,783
091	계 S.T		9,026	15,215	47,309	955,092	560,675	4,483	7,886
	입원 I.P		341	716	1,943	205,943	158,315	147	480
	외래 O.P		8,951	14,499	45,366	749,149	402,361	4,441	7,406
092	계 S.T		7,768	14,133	146,411	1,832,212	1,301,663	3,448	6,012
	입원 I.P		412	2,322	3,869	1,264,389	997,404	176	914
	외래 O.P		7,670	11,811	142,542	567,823	304,259	3,390	5,098
093	계 S.T		2,685	7,743	38,268	1,668,598	1,204,091	1,740	5,280
	입원 I.P		462	2,544	4,354	1,325,629	1,032,011	314	1,821
	외래 O.P		2,622	5,199	33,914	342,969	172,080	1,696	3,459
094	계 S.T		2,729	6,192	45,302	1,154,760	709,079	2,338	5,822
	입원 I.P		184	971	2,372	396,158	298,019	198	1,243
	외래 O.P		2,670	5,221	42,930	758,602	411,060	2,272	4,579
095	계 S.T		2,041	14,880	186,766	3,541,977	3,187,208	1,733	15,191
	입원 I.P		299	8,195	12,843	2,440,435	2,210,140	256	9,119
	외래 O.P		1,969	6,685	173,923	1,101,542	977,068	1,655	6,072
096	계 S.T		136,036	453,797	4,750,462	96,924,159	75,464,377	109,402	407,995
	입원 I.P		14,985	108,599	242,186	45,576,750	38,292,901	13,310	120,288
	외래 O.P		132,769	345,198	4,508,276	51,347,410	37,171,477	106,491	287,707
097	계 S.T		12,180	26,614	588,898	1,998,017	1,364,924	12,730	29,643
	입원 I.P		269	1,664	5,040	362,161	282,180	319	2,070
	외래 O.P		12,043	24,950	583,858	1,635,856	1,082,744	12,566	27,573
098	계 S.T		10,090	31,075	496,843	8,668,707	7,181,021	10,641	35,014
	입원 I.P		581	4,939	9,867	2,346,689	1,980,354	813	7,807
	외래 O.P		9,833	26,136	486,976	6,322,018	5,200,667	10,234	27,207
099	계 S.T		7,070	25,765	254,115	6,346,270	5,116,796	6,588	24,241
	입원 I.P		740	7,869	14,399	3,513,005	3,043,531	734	8,152
	외래 O.P		6,637	17,896	239,716	2,833,265	2,073,265	6,131	16,089
100	계 S.T		516	3,000	66,381	474,735	378,843	360	2,096
	입원 I.P		62	604	2,494	188,134	156,777	48	546
	외래 O.P		502	2,396	63,887	286,600	222,066	346	1,550

주 : 수진기준 (한의분류 제외, 급여일수, 진료비와 급여비는 약국포함)

연령별 급여현황(총계) <계속>

Disease Categories by Age(Total) <Cont'd>

(단위 : 명, 일, 천원)

Unit : Person, Day, KRW 1,000

74세			75세이상				
급여일수 Reimbursed Days	진료비 Medical Expense	급여비 Benefit	진료실인원 Patients	내원일수 Visits	급여일수 Reimbursed Days	진료비 Medical Expense	급여비 Benefit
2,855	149,835	137,857	161	1,333	7,431	199,658	177,841
292	46,704	42,741	29	635	869	106,087	92,627
2,563	103,131	95,116	151	698	6,562	93,571	85,214
109,269	8,787,576	8,048,386	1,336	66,843	175,370	12,952,262	11,714,646
37,443	7,044,849	6,413,212	812	59,418	68,924	10,985,362	9,881,622
71,826	1,742,728	1,635,174	926	7,425	106,446	1,966,900	1,833,025
24,362	935,736	844,853	306	11,942	39,474	1,799,880	1,604,943
4,236	735,448	660,352	125	10,518	11,638	1,547,735	1,371,377
20,126	200,287	184,501	224	1,424	27,836	252,145	233,567
5,883,567	39,286,970	34,379,071	25,671	244,929	5,283,333	57,325,258	50,862,924
103,593	23,601,854	21,260,480	5,893	145,914	208,407	40,442,617	36,447,254
5,779,974	15,685,116	13,118,591	22,912	99,015	5,074,926	16,882,641	14,415,670
10,731	471,756	435,869	173	4,605	18,233	1,393,511	1,291,702
1,561	272,025	249,357	82	3,406	5,152	945,577	869,176
9,170	199,731	186,512	151	1,199	13,081	447,934	422,527
328,208	27,721,584	25,770,684	4,549	139,107	579,881	45,940,177	42,564,849
76,227	18,949,566	17,549,828	2,198	102,019	152,964	34,275,353	31,622,082
251,981	8,772,018	8,220,856	4,070	37,088	426,917	11,664,824	10,942,766
307,384	27,927,585	26,050,052	2,411	71,610	450,980	36,506,365	34,101,473
37,429	17,507,360	16,203,602	1,253	50,705	69,990	22,920,083	21,276,795
269,955	10,420,225	9,846,450	2,033	20,905	380,990	13,586,282	12,824,678
410,288	29,836,577	28,045,777	2,896	102,820	602,576	39,331,268	36,711,107
41,730	10,561,534	9,789,325	1,347	69,541	94,768	18,824,471	17,286,043
368,558	19,275,042	18,256,452	2,615	33,279	507,808	20,506,797	19,425,063
40,598	939,977	812,465	857	5,562	31,742	831,127	728,608
2,680	599,257	511,098	182	2,176	3,171	521,719	449,756
37,918	340,720	301,367	840	3,386	28,571	309,408	278,852
111,491	2,195,921	1,499,380	28,523	67,868	187,891	3,618,172	2,461,876
1,340	121,295	92,594	253	3,208	3,208	291,491	222,838
110,151	2,074,626	1,406,787	28,419	66,220	184,683	3,326,682	2,239,037
22,781	557,223	329,796	2,594	4,810	16,403	372,872	217,243
1,090	138,358	105,916	69	248	718	68,243	52,221
21,691	418,865	223,880	2,584	4,562	15,685	304,629	165,022
55,317	761,051	538,648	1,643	3,322	26,402	469,454	329,751
1,685	517,639	407,806	115	783	1,305	335,755	260,671
53,632	243,411	130,843	1,605	2,539	25,097	133,699	69,081
23,427	1,122,246	810,457	2,088	7,655	23,550	1,395,759	997,637
3,326	889,217	694,271	336	3,581	5,079	1,106,425	854,819
20,101	233,029	116,186	2,013	4,074	18,471	289,333	142,818
49,718	1,157,514	716,356	3,039	9,268	67,858	1,729,242	1,120,755
2,738	488,430	359,309	332	3,303	5,892	857,357	648,328
46,980	669,084	357,047	2,882	5,965	61,966	871,885	472,427
190,898	3,341,852	3,001,048	2,651	45,682	336,192	6,744,376	5,924,945
12,360	2,360,259	2,139,332	523	37,152	41,880	5,317,701	4,672,617
178,538	981,593	861,716	2,412	8,530	294,312	1,426,675	1,252,329
4,208,897	89,591,966	71,055,208	121,187	659,198	5,974,815	126,840,486	104,284,231
242,510	44,987,776	38,287,873	17,647	316,324	482,769	74,087,398	63,663,662
3,966,387	44,604,190	32,767,335	115,856	342,874	5,492,046	52,753,088	40,620,569
660,361	2,215,821	1,524,032	36,656	103,350	2,015,208	8,864,851	6,288,852
5,855	507,799	402,209	2,065	22,221	41,397	3,614,562	2,788,111
654,506	1,708,023	1,121,823	35,396	81,129	1,973,811	5,250,290	3,500,741
545,778	7,404,876	5,977,220	31,459	131,836	1,696,412	20,914,565	15,880,683
15,009	2,526,377	2,098,404	4,385	55,592	89,423	11,257,232	9,010,042
530,769	4,878,499	3,878,816	28,863	76,244	1,606,989	9,657,333	6,870,641
232,068	6,769,253	5,503,869	11,622	50,712	442,219	14,215,715	11,480,117
13,685	3,939,320	3,419,394	1,515	22,899	35,028	9,386,448	7,899,612
218,383	2,829,934	2,084,475	10,687	27,813	407,191	4,829,268	3,580,505
47,918	395,904	313,616	398	2,280	52,894	463,741	364,192
2,995	204,360	171,360	55	586	2,384	239,056	196,596
44,923	191,543	142,255	383	1,694	50,510	224,685	167,596

Note : Based on the Treatment Month (excluding herbal medicine,including pharmacy in Treatment Days Treatment Amount and Benefit Amount)

구 분 Division			총 계 G.T					0세	
			진료실인원 Patients	내원일수 Visits	급여일수 Reimbursed Days	진료비 Medical Expense	급여비 Benefit	진료실인원 Patients	내원일수 Visits
101	계 S.T		18,642	57,041	2,404,038	3,787,363	2,077,924	70	210
	입원 I.P		28	135	290	21,350	16,305	-	-
	외래 O.P		18,630	56,906	2,403,748	3,766,013	2,061,619	70	210
102	계 S.T		250,812	1,248,395	36,676,119	88,780,796	52,945,108	36	49
	입원 I.P		2,861	21,905	54,660	5,072,124	3,793,776	-	-
	외래 O.P		250,406	1,226,490	36,621,459	83,708,671	49,151,332	36	49
103	계 S.T		1,153,529	3,562,254	129,766,098	246,106,817	154,075,838	1,666	6,506
	입원 I.P		8,830	44,630	129,160	10,828,045	7,705,454	58	317
	외래 O.P		1,151,415	3,517,624	129,636,938	235,278,772	146,370,385	1,659	6,189
104	계 S.T		3,042,943	23,740,268	713,704,383	2,448,315,065	1,701,904,322	8	18
	입원 I.P		95,763	2,089,687	3,532,382	272,738,930	208,290,498	1	8
	외래 O.P		3,023,632	21,650,581	710,172,001	2,175,576,135	1,493,613,825	7	10
105	계 S.T		5,404	16,843	103,814	1,745,787	1,341,649	7	10
	입원 I.P		378	6,086	8,359	955,987	768,530	-	-
	외래 O.P		5,085	10,757	95,455	789,801	573,120	7	10
106	계 S.T		30,632	48,993	740,040	1,907,430	1,319,128	23	25
	입원 I.P		47	260	691	25,937	19,583	-	-
	외래 O.P		30,589	48,733	739,349	1,881,493	1,299,545	23	25
107	계 S.T		132,123	256,120	5,891,344	15,881,465	10,787,771	237	463
	입원 I.P		893	30,606	42,179	4,054,655	3,064,616	5	104
	외래 O.P		131,467	225,514	5,849,165	11,826,810	7,723,155	233	359
108	계 S.T		303	875	6,980	53,522	41,541	1	1
	입원 I.P		4	415	420	32,423	26,167	-	-
	외래 O.P		299	460	6,560	21,099	15,374	1	1
109	계 S.T		14,416	27,054	744,843	1,801,708	1,188,629	8	10
	입원 I.P		62	400	729	125,390	111,062	-	-
	외래 O.P		14,357	26,654	744,114	1,676,318	1,077,567	8	10
110	계 S.T		121,893	200,490	656,325	11,482,346	8,598,876	783	1,478
	입원 I.P		6,399	26,227	44,911	4,247,293	3,470,586	156	615
	외래 O.P		116,327	174,263	611,414	7,235,053	5,128,290	667	863
111	계 S.T		2,507,387	8,576,451	287,243,908	830,234,987	581,104,503	2,491	6,508
	입원 I.P		39,674	310,917	703,760	87,343,405	71,800,800	237	2,023
	외래 O.P		2,486,012	8,265,534	286,540,148	742,891,582	509,303,703	2,400	4,485
112	계 S.T		513,746	25,894,054	102,186,245	2,105,802,538	1,543,857,442	-	-
	입원 I.P		133,308	23,498,192	23,925,751	1,774,985,335	1,313,870,728	-	-
	외래 O.P		414,288	2,395,862	78,260,494	330,817,203	229,986,714	-	-
113	계 S.T		74,856	2,428,585	7,012,394	196,434,208	146,602,927	3	9
	입원 I.P		24,676	2,185,173	2,454,533	178,188,913	134,649,258	2	5
	외래 O.P		60,027	243,412	4,557,861	18,245,295	11,953,670	2	4
114	계 S.T		9,591	38,293	393,087	5,960,004	4,403,208	22	26
	입원 I.P		3,669	22,638	32,104	4,538,176	3,517,009	6	8
	외래 O.P		6,287	15,655	360,983	1,421,828	886,198	17	18
115	계 S.T		146,901	5,232,105	38,171,234	452,495,939	369,587,556	1	13
	입원 I.P		27,537	3,826,497	4,233,779	319,347,034	260,286,394	-	-
	외래 O.P		135,501	1,405,608	33,937,455	133,148,905	109,301,163	1	13
116	계 S.T		892,436	7,944,999	131,733,158	533,539,484	380,629,037	1	1
	입원 I.P		27,328	1,227,109	1,547,968	129,141,823	98,768,766	-	-
	외래 O.P		885,404	6,717,890	130,185,190	404,397,661	281,860,272	1	1
117	계 S.T		1,028,196	5,334,101	91,894,933	293,066,546	205,938,984	24	32
	입원 I.P		13,496	177,000	274,658	21,869,719	16,694,674	1	2
	외래 O.P		1,022,074	5,157,101	91,620,275	271,196,827	189,244,310	23	30
118	계 S.T		22,762	413,502	2,632,513	30,181,681	22,657,544	-	-
	입원 I.P		1,846	291,876	312,488	21,968,754	17,014,443	-	-
	외래 O.P		21,608	121,626	2,320,025	8,212,927	5,643,101	-	-
119	계 S.T		760,333	4,216,079	77,460,618	294,020,689	207,333,327	483	945
	입원 I.P		12,717	782,277	885,811	67,806,465	51,591,725	12	60
	외래 O.P		752,133	3,433,802	76,574,807	226,214,223	155,741,601	476	885
120	계 S.T		24,815	213,036	1,207,072	53,632,624	41,892,529	628	5,719
	입원 I.P		9,853	170,428	245,830	49,008,358	39,031,033	532	4,985
	외래 O.P		19,222	42,608	961,242	4,624,266	2,861,496	391	734

주 : 수진기준 (한의분류 제외, 급여일수, 진료비와 급여비는 약국포함)

연령별 급여현황(총계) <계속>

Disease Categories by Age(Total) <Cont'd>

(단위 : 명, 일, 천원)

Unit : Person, Day, KRW 1,000

0Age			1 ~ 4세				
급여일수 Reimbursed Days	진료비 Medical Expense	급여비 Benefit	진료실인원 Patients	내원일수 Visits	급여일수 Reimbursed Days	진료비 Medical Expense	급여비 Benefit
1,830	8,063	5,336	76	216	5,353	10,065	6,177
-	-	-	-	-	-	-	-
1,830	8,063	5,336	76	216	5,353	10,065	6,177
353	2,437	1,492	55	125	2,179	10,569	6,716
-	-	-	2	8	24	2,314	1,695
353	2,437	1,492	55	117	2,155	8,256	5,021
141,157	563,988	420,858	4,061	19,103	805,837	1,268,177	848,352
1,095	165,859	159,252	78	172	2,653	94,346	73,669
140,062	398,128	261,605	4,059	18,931	803,184	1,173,831	774,683
44	3,286	2,524	148	1,046	5,171	164,298	133,048
8	2,938	2,320	47	482	666	120,982	105,411
36	348	204	142	564	4,505	43,316	27,637
10	225	192	58	158	405	21,105	18,490
-	-	-	3	65	94	15,282	14,251
10	225	192	56	93	311	5,823	4,239
300	809	635	161	178	1,538	5,910	4,460
-	-	-	-	-	-	-	-
300	809	635	161	178	1,538	5,910	4,460
1,158	168,072	161,347	907	2,069	17,573	136,923	101,072
104	147,272	145,571	7	70	202	19,502	17,857
1,054	20,800	15,776	904	1,999	17,371	117,421	83,215
1	17	13	3	4	4	92	71
-	-	-	-	-	-	-	-
1	17	13	3	4	4	92	71
10	444	251	58	82	580	3,484	2,256
-	-	-	-	-	-	-	-
10	444	251	58	82	580	3,484	2,256
4,931	158,832	138,460	12,076	19,818	88,504	1,503,222	1,245,480
1,108	117,792	110,582	1,529	5,279	10,258	779,143	712,554
3,823	41,040	27,878	10,857	14,539	78,246	724,079	532,926
27,729	1,573,071	1,420,761	9,689	29,625	203,019	7,004,593	6,101,115
3,979	1,206,209	1,156,157	1,218	6,857	14,343	3,296,722	3,075,032
23,750	366,862	264,604	9,204	22,768	188,676	3,707,870	3,026,083
-	-	-	1	56	204	3,066	2,753
-	-	-	-	-	-	-	-
-	-	-	1	56	204	3,066	2,753
19	1,205	929	8	9	37	1,365	1,080
10	933	792	3	4	4	682	644
9	272	136	5	5	33	683	436
26	3,196	2,367	349	415	772	58,208	42,684
8	1,471	1,397	96	128	167	27,305	25,720
18	1,724	970	264	287	605	30,903	16,963
364	122	81	5	6	13	290	160
-	-	-	-	-	-	-	-
364	122	81	5	6	13	290	160
2	41	12	84	205	1,502	12,657	9,382
-	-	-	-	-	-	-	-
2	41	12	84	205	1,502	12,657	9,382
44	1,106	873	959	1,661	4,816	98,126	71,197
2	87	87	10	39	47	9,849	9,226
42	1,019	786	952	1,622	4,769	88,276	61,971
-	-	-	587	2,015	5,193	104,278	76,309
-	-	-	3	256	256	20,433	18,889
-	-	-	586	1,759	4,937	83,845	57,420
1,645	53,810	44,249	12,198	45,543	93,235	2,320,674	1,782,826
98	26,744	25,703	144	8,081	8,968	716,816	665,978
1,547	27,066	18,546	12,149	37,462	84,267	1,603,858	1,116,848
10,808	1,853,556	1,726,550	1,859	8,270	25,722	1,821,945	1,621,855
7,236	1,818,285	1,706,812	870	5,556	9,126	1,673,764	1,526,098
3,572	35,271	19,739	1,308	2,714	16,596	148,181	95,757

Note : Based on the Treatment Month (excluding herbal medicine,including pharmacy in Treatment Days Treatment Amount and Benefit Amount)

구 분 Division			5 ~ 9세					10세 ~	
			진료실인원 Patients	내원일수 Visits	급여일수 Reimbursed Days	진료비 Medical Expense	급여비 Benefit	진료실인원 Patients	내원일수 Visits
101	계 S.T		106	292	6,106	16,768	7,939	78	266
	입원 I.P		-	-	-	-	-	-	-
	외래 O.P		106	292	6,106	16,768	7,939	78	266
102	계 S.T		307	1,626	38,186	124,258	63,485	1,387	8,960
	입원 I.P		8	32	146	9,029	8,397	48	317
	외래 O.P		307	1,594	38,040	115,229	55,088	1,387	8,643
103	계 S.T		4,542	15,045	499,868	1,017,741	536,124	6,617	20,756
	입원 I.P		30	67	884	28,706	21,921	50	185
	외래 O.P		4,539	14,978	498,984	989,036	514,203	6,606	20,571
104	계 S.T		622	4,013	25,187	579,093	425,302	2,353	15,434
	입원 I.P		152	1,277	1,983	298,374	269,021	537	4,346
	외래 O.P		605	2,736	23,204	280,719	156,281	2,327	11,088
105	계 S.T		74	153	844	15,581	12,056	59	187
	입원 I.P		2	6	6	8,207	7,659	5	42
	외래 O.P		72	147	838	7,374	4,397	57	145
106	계 S.T		189	256	3,282	10,129	7,103	289	456
	입원 I.P		-	-	-	-	-	-	-
	외래 O.P		189	256	3,282	10,129	7,103	289	456
107	계 S.T		1,177	2,079	34,049	116,743	75,642	1,758	4,314
	입원 I.P		5	29	102	7,236	6,637	6	29
	외래 O.P		1,175	2,050	33,947	109,507	69,005	1,754	4,285
108	계 S.T		6	11	37	352	276	5	5
	입원 I.P		-	-	-	-	-	-	-
	외래 O.P		6	11	37	352	276	5	5
109	계 S.T		789	1,225	6,767	73,327	39,796	935	1,585
	입원 I.P		-	-	-	-	-	1	4
	외래 O.P		789	1,225	6,767	73,327	39,796	934	1,581
110	계 S.T		7,908	11,695	47,501	806,498	641,675	4,283	6,057
	입원 I.P		717	2,557	4,696	399,215	363,827	2,692	1,028
	외래 O.P		7,355	9,138	42,805	407,283	277,847	4,067	5,029
111	계 S.T		87,134	432,533	1,046,033	63,323,739	37,183,474	77,603	484,047
	입원 I.P		2,913	9,474	16,477	4,017,014	3,696,211	1,229	4,395
	외래 O.P		86,838	423,059	1,029,556	59,306,725	33,487,263	77,505	479,652
112	계 S.T		1	3	103	391	295	7	12
	입원 I.P		-	-	-	-	-	-	-
	외래 O.P		1	3	103	391	295	7	12
113	계 S.T		-	-	12	47	36	102	111
	입원 I.P		-	-	-	-	-	19	26
	외래 O.P		-	-	12	47	36	83	85
114	계 S.T		34	38	93	5,238	3,616	66	149
	입원 I.P		10	13	19	2,303	2,178	34	101
	외래 O.P		24	25	74	2,935	1,438	37	48
115	계 S.T		55	297	4,865	22,870	17,029	330	5,290
	입원 I.P		1	60	67	4,414	4,172	56	2,776
	외래 O.P		54	237	4,798	18,456	12,857	316	2,514
116	계 S.T		1,060	6,206	86,759	462,105	330,839	7,656	71,061
	입원 I.P		5	92	103	22,018	20,101	502	16,975
	외래 O.P		1,056	6,114	86,656	440,087	310,738	7,594	54,086
117	계 S.T		4,192	12,929	118,563	919,275	639,580	8,887	40,284
	입원 I.P		31	210	438	47,322	42,999	176	2,304
	외래 O.P		4,174	12,719	118,125	871,953	596,581	8,820	37,980
118	계 S.T		3,286	17,164	162,120	945,070	641,702	2,874	18,152
	입원 I.P		19	653	989	56,898	50,808	42	2,189
	외래 O.P		3,277	16,511	161,131	888,171	590,894	2,862	15,963
119	계 S.T		37,608	293,838	4,104,861	19,040,927	13,379,236	35,015	328,116
	입원 I.P		202	9,679	14,938	870,658	794,439	380	16,349
	외래 O.P		37,557	284,159	4,089,923	18,170,269	12,584,797	34,932	311,767
120	계 S.T		4,204	14,842	49,248	2,516,453	2,194,325	2,068	8,617
	입원 I.P		1,927	10,379	17,974	2,267,264	2,049,758	907	6,065
	외래 O.P		2,929	4,463	31,274	249,189	144,567	1,501	2,552

주 : 수진기준 (한의분류 제외, 급여일수, 진료비와 급여비는 약국포함)

연령별 급여현황(총계) <계속>

Disease Categories by Age(Total) <Cont'd>

(단위 : 명, 일, 천원)

Unit : Person, Day, KRW 1,000

14세			15 ~ 19세				
급여일수 Reimbursed Days	진료비 Medical Expense	급여비 Benefit	진료실인원 Patients	내원일수 Visits	급여일수 Reimbursed Days	진료비 Medical Expense	급여비 Benefit
6,703	13,760	6,231	111	250	5,004	15,511	7,352
-	-	-	-	-	-	-	-
6,703	13,760	6,231	111	250	5,004	15,511	7,352
212,867	646,362	361,606	5,013	30,206	777,982	1,971,438	1,122,324
920	79,018	72,546	115	667	2,115	163,668	127,367
211,947	567,344	289,060	5,006	29,539	775,867	1,807,769	994,957
617,607	1,330,428	704,138	11,189	28,070	711,588	1,737,998	1,028,340
554	41,258	36,382	72	244	909	72,243	55,986
617,053	1,289,171	667,756	11,165	27,826	710,679	1,665,755	972,354
208,219	2,232,641	1,619,063	6,342	40,271	800,751	5,168,219	3,472,463
9,304	1,005,021	916,008	876	6,845	18,573	1,644,010	1,336,583
198,915	1,227,620	703,055	6,294	33,426	782,178	3,524,209	2,135,880
833	20,293	15,980	77	182	1,349	35,235	30,173
79	12,158	11,052	9	67	122	17,895	15,651
754	8,135	4,928	72	115	1,227	17,340	14,522
7,256	17,594	12,377	581	825	13,937	29,362	20,613
-	-	-	-	-	-	-	-
7,256	17,594	12,377	581	825	13,937	29,362	20,613
73,816	180,283	112,047	2,249	3,598	49,848	160,282	105,309
51	7,328	6,635	13	35	406	9,220	8,276
73,765	172,955	105,412	2,240	3,563	49,442	151,062	97,034
14	122	82	2	2	104	109	77
-	-	-	-	-	-	-	-
14	122	82	2	2	104	109	77
23,071	101,329	53,836	416	749	26,425	55,118	31,201
10	1,417	1,322	1	2	2	168	159
23,061	99,912	52,514	415	747	26,423	54,950	31,042
22,079	354,289	273,282	4,471	5,790	18,628	269,100	191,411
1,744	161,631	147,238	149	420	809	77,683	64,865
20,335	192,657	126,044	4,340	5,370	17,819	191,417	126,546
1,290,594	67,784,094	41,299,808	18,010	49,512	560,714	23,589,028	20,224,504
9,935	3,456,437	3,270,166	431	2,020	6,354	2,984,883	2,705,989
1,280,659	64,327,657	38,029,641	17,869	47,492	554,360	20,604,145	17,518,515
282	1,413	963	7	7	132	1,472	867
-	-	-	1	-	32	63	50
282	1,413	963	6	7	100	1,410	817
147	17,554	11,475	1,701	2,885	5,526	353,296	216,227
44	6,854	6,351	199	1,165	1,492	146,017	112,713
103	10,700	5,124	1,522	1,720	4,034	207,279	103,514
254	31,868	26,235	319	928	2,971	198,813	152,604
151	26,641	23,999	195	597	992	166,903	134,392
103	5,227	2,236	150	331	1,979	31,910	18,212
43,475	585,685	479,807	2,780	62,804	503,843	6,598,324	5,138,081
3,523	367,891	323,564	572	35,767	45,033	4,043,010	3,266,854
39,952	217,794	156,243	2,651	27,037	458,810	2,555,314	1,871,227
661,503	6,704,546	5,174,761	34,183	346,797	3,393,189	28,609,335	20,837,820
22,714	2,750,929	2,402,983	2,181	68,806	95,070	9,805,646	7,780,497
638,789	3,953,617	2,771,778	33,910	277,991	3,298,119	18,803,689	13,057,323
441,338	3,215,550	2,293,686	29,116	153,983	1,681,128	10,884,012	7,653,018
3,501	424,693	374,768	743	9,740	14,158	1,488,755	1,175,993
437,837	2,790,858	1,918,919	28,829	144,243	1,666,970	9,395,257	6,477,024
262,011	1,342,428	968,578	4,437	40,227	378,970	3,013,570	2,191,607
2,594	228,795	203,862	183	17,491	20,006	1,421,457	1,107,114
259,417	1,113,632	764,716	4,359	22,736	358,964	1,592,112	1,084,493
6,110,727	27,815,121	19,860,359	27,783	260,376	4,172,103	23,115,852	16,561,319
22,145	1,956,659	1,735,571	787	44,194	52,885	4,341,435	3,467,930
6,088,582	25,858,462	18,124,788	27,557	216,182	4,119,218	18,774,417	13,093,389
32,202	1,874,291	1,660,699	1,210	5,848	31,184	1,373,541	1,072,616
9,766	1,711,421	1,564,857	469	4,022	6,545	1,208,439	969,562
22,436	162,870	95,842	946	1,826	24,639	165,101	103,054

Note : Based on the Treatment Month (excluding herbal medicine,including pharmacy in Treatment Days Treatment Amount and Benefit Amount)

구 분 Division			20 ~ 24세					25세 ~	
			진료실인원 Patients	내원일수 Visits	급여일수 Reimbursed Days	진료비 Medical Expense	급여비 Benefit	진료실인원 Patients	내원일수 Visits
101	계 S.T		361	889	23,344	49,916	23,631	839	2,311
	입원 I.P		-	-	-	-	-	2	3
	외래 O.P		361	889	23,344	49,916	23,631	839	2,308
102	계 S.T		9,926	49,831	1,273,567	3,332,189	1,906,957	14,926	73,500
	입원 I.P		149	1,011	2,471	283,603	207,227	206	1,137
	외래 O.P		9,913	48,820	1,271,096	3,048,586	1,699,730	14,913	72,363
103	계 S.T		22,963	49,805	1,030,460	3,135,463	1,935,304	45,075	105,618
	입원 I.P		149	502	1,891	166,492	116,342	279	907
	외래 O.P		22,915	49,303	1,028,569	2,968,971	1,818,961	45,013	104,711
104	계 S.T		10,553	60,954	1,456,666	8,013,741	5,313,243	16,231	90,551
	입원 I.P		851	7,978	17,374	1,974,074	1,536,535	1,052	10,062
	외래 O.P		10,475	52,976	1,439,292	6,039,666	3,776,708	16,112	80,489
105	계 S.T		62	89	599	9,793	7,546	111	158
	입원 I.P		3	4	12	1,000	793	2	3
	외래 O.P		59	85	587	8,792	6,754	109	155
106	계 S.T		1,852	2,916	57,787	103,309	70,051	3,272	4,948
	입원 I.P		1	-	6	2	2	1	1
	외래 O.P		1,851	2,916	57,781	103,307	70,050	3,272	4,947
107	계 S.T		3,491	5,231	79,305	234,920	144,376	5,298	7,699
	입원 I.P		12	20	156	6,122	4,533	23	62
	외래 O.P		3,482	5,211	79,149	228,799	139,844	5,278	7,637
108	계 S.T		5	23	165	1,819	1,511	8	10
	입원 I.P		1	13	18	1,478	1,265	-	-
	외래 O.P		4	10	147	341	246	8	10
109	계 S.T		667	1,254	25,691	73,590	47,679	1,367	2,401
	입원 I.P		3	49	62	6,757	5,688	16	67
	외래 O.P		664	1,205	25,629	66,834	41,992	1,351	2,334
110	계 S.T		4,162	4,976	14,243	207,809	141,075	6,279	7,772
	입원 I.P		104	181	352	38,804	28,753	105	198
	외래 O.P		4,066	4,795	13,891	169,005	112,322	6,184	7,574
111	계 S.T		31,802	72,318	915,346	16,176,448	13,544,054	47,774	104,691
	입원 I.P		519	3,052	8,554	2,092,724	1,791,938	659	4,770
	외래 O.P		31,584	69,266	906,792	14,083,724	11,752,116	47,440	99,921
112	계 S.T		13	30	1,714	5,229	3,307	33	92
	입원 I.P		1	-	57	92	74	3	16
	외래 O.P		13	30	1,657	5,136	3,234	30	76
113	계 S.T		3,092	12,553	46,346	1,271,035	863,944	3,130	29,667
	입원 I.P		361	7,649	9,177	795,727	600,854	467	21,772
	외래 O.P		2,813	4,904	37,169	475,308	263,090	2,857	7,895
114	계 S.T		508	1,929	9,286	334,386	246,987	541	2,440
	입원 I.P		280	1,222	1,957	271,617	211,270	226	1,394
	외래 O.P		259	707	7,329	62,769	35,717	353	1,046
115	계 S.T		7,532	205,490	1,702,209	20,693,206	16,299,698	10,969	339,873
	입원 I.P		1,639	126,924	162,312	12,489,316	10,030,281	2,393	224,117
	외래 O.P		7,209	78,566	1,539,897	8,203,890	6,269,417	10,422	115,756
116	계 S.T		60,628	557,019	6,460,866	41,718,911	29,352,546	55,488	506,979
	입원 I.P		2,691	78,385	106,330	10,502,861	7,977,867	1,981	67,869
	외래 O.P		60,188	478,634	6,354,536	31,216,050	21,374,678	55,169	439,110
117	계 S.T		51,094	290,017	3,574,003	19,246,503	13,209,277	55,298	305,663
	입원 I.P		1,138	15,954	23,869	2,382,112	1,805,478	794	9,390
	외래 O.P		50,691	274,063	3,550,134	16,864,391	11,403,799	54,987	296,273
118	계 S.T		3,452	62,944	505,654	4,784,665	3,576,449	2,514	88,208
	입원 I.P		334	42,441	46,811	3,293,292	2,542,709	383	72,133
	외래 O.P		3,276	20,503	458,843	1,491,373	1,033,740	2,288	16,075
119	계 S.T		24,079	174,722	2,542,391	13,646,129	9,586,831	21,704	149,985
	입원 I.P		662	35,249	43,118	3,478,075	2,639,371	514	36,374
	외래 O.P		23,818	139,473	2,499,273	10,168,054	6,947,460	21,455	113,611
120	계 S.T		1,092	7,434	33,871	2,156,332	1,642,947	1,205	6,743
	입원 I.P		435	5,719	9,237	1,995,074	1,552,005	449	5,062
	외래 O.P		867	1,715	24,634	161,258	90,942	975	1,681

주 : 수진기준 (한의분류 제외, 급여일수, 진료비와 급여비는 약국포함)

연령별 급여현황(총계) <계속>

Disease Categories by Age(Total) <Cont'd>

(단위 : 명, 일, 천원)

Unit : Person, Day, KRW 1,000

29세			30 ~ 34세				
급여일수 Reimbursed Days	진료비 Medical Expense	급여비 Benefit	진료실인원 Patients	내원일수 Visits	급여일수 Reimbursed Days	진료비 Medical Expense	급여비 Benefit
59,523	128,296	72,878	2,157	8,012	227,820	420,471	253,789
3	1,224	866	3	6	6	631	502
59,520	127,072	72,012	2,156	8,006	227,814	419,839	253,287
1,844,001	4,892,547	2,870,551	20,649	100,509	2,366,771	6,633,019	3,968,944
3,230	337,532	249,352	233	1,367	3,474	420,724	311,638
1,840,771	4,555,016	2,621,199	20,625	99,142	2,363,297	6,212,296	3,657,306
2,185,831	6,654,515	4,255,144	73,617	204,965	5,147,890	12,751,077	8,361,052
2,622	264,934	187,303	399	1,077	3,579	354,376	251,681
2,183,209	6,389,581	4,067,842	73,536	203,888	5,144,311	12,396,701	8,109,371
2,236,763	11,354,916	7,647,831	30,485	173,009	4,763,550	19,831,249	13,362,017
22,428	2,500,367	1,942,393	1,349	11,927	29,440	2,787,919	2,177,397
2,214,335	8,854,549	5,705,437	30,331	161,082	4,734,110	17,043,330	11,184,620
671	7,055	4,959	130	324	1,075	19,661	13,529
4	178	143	3	33	51	9,177	7,440
667	6,877	4,816	127	291	1,024	10,484	6,089
94,358	176,002	119,163	2,684	4,041	70,687	149,370	100,119
1	519	410	1	1	15	143	103
94,357	175,483	118,753	2,683	4,040	70,672	149,228	100,017
112,458	332,533	209,973	6,429	9,553	164,514	428,495	280,282
270	10,909	7,792	20	229	404	33,139	24,797
112,188	321,624	202,181	6,412	9,324	164,110	395,356	255,485
133	485	331	10	12	219	676	485
-	-	-	-	-	-	-	-
133	485	331	10	12	219	676	485
40,772	137,901	97,410	1,705	3,207	60,227	200,781	145,514
177	33,704	30,233	27	108	219	52,147	48,103
40,595	104,197	67,177	1,678	3,099	60,008	148,634	97,411
21,662	290,805	198,296	7,240	9,037	27,105	358,646	247,156
354	40,512	31,071	124	265	486	50,863	39,207
21,308	250,292	167,225	7,118	8,772	26,619	307,783	207,949
1,554,764	16,063,664	12,921,095	61,422	133,344	2,821,761	16,469,138	12,711,821
11,767	3,263,796	2,821,612	745	3,633	11,532	1,503,370	1,221,057
1,542,997	12,799,868	10,099,482	61,051	129,711	2,810,229	14,965,768	11,490,765
3,515	17,176	11,101	46	578	6,715	73,220	52,534
273	2,451	1,878	6	437	867	46,935	35,263
3,242	14,725	9,223	41	141	5,848	26,285	17,271
107,443	2,676,940	1,943,800	3,477	55,936	203,320	4,786,688	3,526,923
25,446	2,041,719	1,545,023	744	44,785	52,464	3,949,176	2,974,625
81,997	635,221	398,777	3,126	11,151	150,856	837,511	552,298
15,010	359,028	262,670	606	3,672	18,883	455,894	336,526
1,998	276,082	212,938	236	2,365	2,971	373,625	286,788
13,012	82,946	49,732	402	1,307	15,912	82,269	49,738
2,779,770	33,387,254	26,841,772	11,725	356,426	3,081,318	33,691,986	27,346,986
270,457	20,766,332	16,851,803	2,305	230,746	274,341	20,280,774	16,507,253
2,509,313	12,620,922	9,989,968	11,118	125,680	2,806,977	13,411,211	10,839,733
6,529,457	36,662,300	26,161,383	48,701	436,887	5,974,436	30,747,665	22,140,130
89,907	8,105,064	6,157,309	1,607	58,818	76,566	6,637,158	5,047,248
6,439,550	28,557,236	20,004,073	48,382	378,069	5,897,870	24,110,507	17,092,882
4,235,881	18,611,435	13,110,750	53,712	303,497	4,470,411	17,980,496	12,750,534
14,276	1,251,998	950,867	703	8,021	11,430	1,053,788	803,799
4,221,605	17,359,437	12,159,883	53,387	295,476	4,458,981	16,926,708	11,946,734
469,108	6,662,372	5,050,239	1,539	56,357	286,199	4,056,170	3,063,884
77,175	5,489,754	4,229,082	244	47,027	49,573	3,405,654	2,614,268
391,933	1,172,617	821,157	1,363	9,330	236,626	650,516	449,616
2,050,721	10,072,640	7,249,614	20,132	127,932	1,845,462	7,627,798	5,516,817
42,428	2,994,930	2,298,295	319	24,176	27,358	2,066,506	1,576,416
2,008,293	7,077,710	4,951,319	19,967	103,756	1,818,104	5,561,293	3,940,401
34,222	1,872,330	1,395,826	1,102	6,204	33,685	1,887,338	1,423,012
8,435	1,693,015	1,285,210	428	4,678	8,110	1,716,695	1,318,140
25,787	179,315	110,617	890	1,526	25,575	170,642	104,872

Note : Based on the Treatment Month (excluding herbal medicine,including pharmacy in Treatment Days Treatment Amount and Benefit Amount)

구 분 Division			35 ~ 39세					40세 ~	
			진료실인원 Patients	내원일수 Visits	급여일수 Reimbursed Days	진료비 Medical Expense	급여비 Benefit	진료실인원 Patients	내원일수 Visits
101	계 S.T		2,698	9,914	307,471	531,340	311,166	1,681	5,283
	입원 I.P		2	6	6	543	441	3	3
	외래 O.P		2,698	9,908	307,465	530,797	310,725	1,679	5,280
102	계 S.T		27,612	136,399	3,535,324	9,009,109	5,354,734	25,117	126,309
	입원 I.P		271	1,549	4,232	494,644	375,711	241	1,238
	외래 O.P		27,581	134,850	3,531,092	8,514,466	4,979,022	25,091	125,071
103	계 S.T		105,548	310,104	9,505,759	18,863,271	11,999,867	104,885	299,106
	입원 I.P		692	2,398	7,297	696,412	488,380	732	2,290
	외래 O.P		105,423	307,706	9,498,462	18,166,859	11,511,487	104,749	296,816
104	계 S.T		69,471	426,242	12,977,202	47,744,294	32,327,772	118,499	765,307
	입원 I.P		2,421	23,930	55,652	5,209,379	4,057,068	3,088	31,109
	외래 O.P		69,149	402,312	12,921,550	42,534,915	28,270,704	118,076	734,198
105	계 S.T		157	286	1,771	11,168	7,217	178	455
	입원 I.P		4	43	43	2,238	1,987	9	204
	외래 O.P		153	243	1,728	8,930	5,230	170	251
106	계 S.T		2,617	3,873	66,573	139,576	95,069	2,225	3,407
	입원 I.P		-	-	-	-	-	2	7
	외래 O.P		2,617	3,873	66,573	139,576	95,069	2,224	3,400
107	계 S.T		9,030	14,288	250,387	659,787	442,322	10,068	16,214
	입원 I.P		40	696	1,195	95,295	74,727	37	611
	외래 O.P		9,003	13,592	249,192	564,492	367,596	10,038	15,603
108	계 S.T		9	11	335	1,303	854	13	14
	입원 I.P		1	-	-	16	13	-	-
	외래 O.P		8	11	335	1,287	841	13	14
109	계 S.T		2,240	4,288	86,279	199,931	134,458	1,735	3,305
	입원 I.P		3	12	18	3,659	3,404	-	-
	외래 O.P		2,237	4,276	86,261	196,272	131,053	1,735	3,305
110	계 S.T		8,536	11,486	35,149	481,550	331,624	6,849	9,264
	입원 I.P		154	396	715	75,646	58,088	139	294
	외래 O.P		8,394	11,090	34,434	405,905	273,536	6,723	8,970
111	계 S.T		97,408	226,875	6,635,437	24,035,616	17,771,164	137,825	348,664
	입원 I.P		1,047	6,380	19,996	3,262,618	2,732,674	1,163	6,951
	외래 O.P		96,858	220,495	6,615,441	20,772,998	15,038,490	137,172	341,713
112	계 S.T		102	1,475	10,903	134,732	97,500	213	3,293
	입원 I.P		19	1,204	1,864	92,992	69,102	37	2,699
	외래 O.P		86	271	9,039	41,740	28,398	183	594
113	계 S.T		5,698	119,081	432,434	9,994,069	7,428,624	6,451	158,369
	입원 I.P		1,445	98,117	115,108	8,513,321	6,440,139	1,945	134,395
	외래 O.P		5,044	20,964	317,326	1,480,748	988,485	5,454	23,974
114	계 S.T		829	4,483	28,552	512,408	375,194	863	3,934
	입원 I.P		272	2,811	3,472	378,498	291,234	282	2,162
	외래 O.P		592	1,672	25,080	133,910	83,959	611	1,772
115	계 S.T		14,883	445,367	4,030,044	41,313,568	33,849,449	15,158	494,102
	입원 I.P		2,702	291,241	337,990	24,996,584	20,414,893	2,618	336,153
	외래 O.P		14,120	154,126	3,692,054	16,316,983	13,434,556	14,220	157,949
116	계 S.T		59,604	536,031	7,838,606	36,645,664	26,422,048	56,798	522,269
	입원 I.P		1,908	72,824	92,366	7,856,017	5,990,508	1,745	70,207
	외래 O.P		59,150	463,207	7,746,240	28,789,646	20,431,540	56,384	452,062
117	계 S.T		70,939	409,589	6,512,879	23,581,764	16,691,527	73,338	428,346
	입원 I.P		897	8,659	13,296	1,216,311	928,945	910	8,074
	외래 O.P		70,575	400,930	6,499,583	22,365,453	15,762,582	72,945	420,272
118	계 S.T		1,201	38,678	189,102	2,758,329	2,080,336	912	29,934
	입원 I.P		183	32,428	34,336	2,351,189	1,798,026	129	24,836
	외래 O.P		1,066	6,250	154,766	407,140	282,310	816	5,098
119	계 S.T		25,103	141,652	2,261,153	7,505,709	5,429,789	24,190	130,478
	입원 I.P		321	16,707	19,762	1,481,828	1,152,727	298	16,679
	외래 O.P		24,913	124,945	2,241,391	6,023,881	4,277,062	23,988	113,799
120	계 S.T		1,379	7,698	53,902	1,981,185	1,450,834	1,054	8,528
	입원 I.P		491	5,317	9,381	1,756,944	1,317,662	313	6,337
	외래 O.P		1,148	2,381	44,521	224,241	133,172	896	2,191

주 : 수진기준 (한의분류 제외, 급여일수, 진료비와 급여비는 약국포함)

연령별 급여현황(총계) <계속>

Disease Categories by Age(Total) <Cont'd>

(단위 : 명, 일, 천원)

Unit : Person, Day, KRW 1,000

44세			45세 ~ 49세				
급여일수 Reimbursed Days	진료비 Medical Expense	급여비 Benefit	진료실인원 Patients	내원일수 Visits	급여일수 Reimbursed Days	진료비 Medical Expense	급여비 Benefit
210,130	309,897	168,535	1,606	4,496	204,544	291,418	151,916
3	584	467	3	11	25	2,003	1,517
210,127	309,313	168,067	1,605	4,485	204,519	289,416	150,399
3,633,436	8,406,177	4,950,339	29,035	147,731	4,406,155	10,027,154	5,946,738
4,276	374,821	274,598	274	1,535	4,492	461,166	342,846
3,629,160	8,031,355	4,675,741	29,000	146,196	4,401,663	9,565,988	5,603,892
10,284,514	18,137,940	11,242,629	124,755	375,087	13,632,501	23,354,788	14,449,901
8,206	768,544	540,256	1,079	3,286	12,280	1,108,838	778,367
10,276,308	17,369,396	10,702,373	124,527	371,801	13,620,221	22,245,950	13,671,534
25,048,769	84,228,477	57,164,897	208,636	1,417,100	47,482,965	152,582,955	104,123,668
76,435	6,439,234	5,006,104	4,816	48,557	124,195	9,603,852	7,459,304
24,972,334	77,789,243	52,158,792	207,891	1,368,543	47,358,770	142,979,103	96,664,365
2,060	42,937	36,341	186	590	2,576	62,000	48,255
324	16,988	13,521	10	293	329	42,218	32,712
1,736	25,949	22,820	176	297	2,247	19,782	15,544
63,407	133,857	90,764	2,786	4,334	72,364	167,267	113,583
20	1,223	1,034	3	2	7	329	261
63,387	132,635	89,730	2,784	4,332	72,357	166,938	113,323
332,900	752,604	500,202	14,146	24,293	523,757	1,273,124	852,255
1,252	99,763	74,656	89	1,194	2,386	248,334	187,110
331,648	652,841	425,546	14,080	23,099	521,371	1,024,790	665,145
499	1,053	738	15	17	563	1,000	702
-	-	-	-	-	-	-	-
499	1,053	738	15	17	563	1,000	702
86,260	180,883	119,379	1,626	3,249	96,307	196,939	129,756
-	-	-	2	9	12	846	650
86,260	180,883	119,379	1,625	3,240	96,295	196,093	129,106
31,343	399,571	274,214	7,063	9,799	34,476	439,372	302,557
565	63,556	48,499	188	404	810	84,089	64,356
30,778	336,016	225,714	6,885	9,395	33,666	355,284	238,201
12,514,341	32,337,411	23,056,469	208,655	578,949	22,179,576	49,773,296	34,877,602
23,563	2,790,635	2,288,675	1,572	8,494	32,751	3,738,613	3,089,875
12,490,778	29,546,776	20,767,794	207,758	570,455	22,146,825	46,034,683	31,787,727
28,244	319,764	230,704	502	11,733	63,584	1,061,817	789,170
3,495	225,710	166,043	89	10,061	12,584	814,020	621,370
24,749	94,054	64,661	427	1,672	51,000	247,798	167,800
547,622	13,143,568	9,889,144	8,949	239,441	778,901	19,543,215	14,729,018
157,862	11,455,183	8,751,963	2,994	208,124	242,825	17,363,878	13,277,059
389,760	1,688,385	1,137,181	7,362	31,317	536,076	2,179,336	1,451,958
32,951	453,423	332,626	1,016	3,865	40,449	506,804	374,430
2,811	332,105	255,267	350	2,078	367,251	367,251	286,266
30,140	121,318	77,359	706	1,787	37,571	139,552	88,164
4,247,795	43,788,540	36,141,435	18,641	643,844	5,255,360	55,247,410	45,875,602
381,485	28,004,261	22,935,549	3,160	451,038	499,499	37,228,065	30,717,491
3,866,310	15,784,279	13,205,887	17,358	192,806	4,755,861	18,019,345	15,158,111
8,213,129	34,501,664	24,869,183	64,799	601,048	9,879,912	39,185,509	28,173,778
88,727	6,954,316	5,312,919	2,017	82,472	106,574	8,311,274	6,354,898
8,124,402	27,547,348	19,556,264	64,284	518,576	9,773,338	30,874,235	21,818,880
7,319,843	23,926,166	16,853,137	87,891	486,954	8,629,821	26,661,001	18,740,120
13,290	1,067,290	815,358	1,114	9,752	16,236	1,322,094	1,011,700
7,306,553	22,858,876	16,037,779	87,378	477,202	8,613,585	25,338,908	17,728,420
140,996	2,138,179	1,651,076	729	24,470	93,429	1,806,779	1,413,720
26,168	1,835,200	1,445,912	119	21,407	22,365	1,599,429	1,268,837
114,828	302,979	205,164	642	3,063	71,064	207,350	144,883
2,106,099	6,716,672	4,857,369	31,506	159,759	2,609,307	8,179,001	5,872,469
18,977	1,433,521	1,113,481	387	23,654	27,024	1,997,046	1,524,110
2,087,122	5,283,151	3,743,887	31,242	136,105	2,582,283	6,181,955	4,348,358
55,998	2,197,107	1,642,036	1,121	9,331	75,386	2,431,397	1,825,951
10,197	1,973,048	1,508,373	331	6,976	10,553	2,133,311	1,639,128
45,801	224,059	133,663	983	2,355	64,833	298,087	186,823

Note : Based on the Treatment Month (excluding herbal medicine,including pharmacy in Treatment Days Treatment Amount and Benefit Amount)

구 분 Division			50 ~ 54세					55세 ~	
			진료실인원 Patients	내원일수 Visits	급여일수 Reimbursed Days	진료비 Medical Expense	급여비 Benefit	진료실인원 Patients	내원일수 Visits
101	계 S.T		1,778	4,770	226,513	334,038	172,646	1,996	5,526
	입원 I.P		2	3	20	785	614	3	10
	외래 O.P		1,778	4,767	226,493	333,254	172,032	1,995	5,516
102	계 S.T		28,501	145,610	4,455,867	10,260,038	6,109,675	29,504	146,310
	입원 I.P		306	1,908	5,648	479,226	355,610	297	2,240
	외래 O.P		28,465	143,702	4,450,219	9,780,812	5,754,064	29,455	144,070
103	계 S.T		135,022	416,830	15,536,618	27,552,624	17,018,094	154,984	495,794
	입원 I.P		1,174	4,072	13,865	1,273,283	889,692	1,330	4,852
	외래 O.P		134,792	412,758	15,522,753	26,279,341	16,128,402	154,693	490,942
104	계 S.T		309,620	2,180,930	72,620,344	230,788,203	157,976,482	437,830	3,179,428
	입원 I.P		7,301	78,850	204,270	14,145,237	10,991,566	10,397	129,394
	외래 O.P		308,433	2,102,080	72,416,074	216,642,966	146,984,915	436,152	3,050,034
105	계 S.T		250	641	3,437	43,829	32,029	356	762
	입원 I.P		17	203	300	27,122	20,779	14	129
	외래 O.P		238	438	3,137	16,707	11,251	346	633
106	계 S.T		2,642	3,975	65,568	170,215	115,659	2,358	3,657
	입원 I.P		2	-	2	99	79	7	63
	외래 O.P		2,640	3,975	65,566	170,116	115,580	2,352	3,594
107	계 S.T		18,390	33,209	802,254	1,900,109	1,274,241	19,376	40,957
	입원 I.P		109	2,554	3,652	435,311	326,065	132	6,695
	외래 O.P		18,310	30,655	798,602	1,464,798	948,177	19,281	34,262
108	계 S.T		20	37	655	1,965	1,448	30	420
	입원 I.P		-	-	-	-	-	1	365
	외래 O.P		20	37	655	1,965	1,448	29	55
109	계 S.T		1,157	2,213	93,096	177,574	117,646	861	1,763
	입원 I.P		2	13	40	3,603	2,771	2	80
	외래 O.P		1,155	2,200	93,056	173,971	114,874	860	1,683
110	계 S.T		6,988	9,942	35,665	467,245	318,101	8,057	11,819
	입원 I.P		216	512	934	95,630	71,955	248	605
	외래 O.P		6,787	9,430	34,731	371,616	246,146	7,825	11,214
111	계 S.T		294,989	890,671	34,853,646	73,529,439	51,285,049	403,030	1,371,833
	입원 I.P		1,983	10,672	40,649	4,277,505	3,490,565	2,700	14,858
	외래 O.P		293,785	879,999	34,812,997	69,251,934	47,794,484	401,465	1,356,975
112	계 S.T		1,436	36,051	187,162	3,161,726	2,327,014	4,246	124,094
	입원 I.P		295	31,305	35,371	2,459,856	1,854,706	772	108,136
	외래 O.P		1,217	4,746	151,791	701,870	472,308	3,671	15,958
113	계 S.T		9,639	296,233	896,825	24,077,117	18,138,951	10,431	363,242
	입원 I.P		3,411	263,474	302,597	21,780,020	16,611,174	3,924	327,848
	외래 O.P		7,723	32,759	594,228	2,297,097	1,527,777	8,034	35,394
114	계 S.T		932	3,360	45,137	458,166	335,047	923	2,352
	입원 I.P		306	1,739	2,296	319,508	246,355	263	907
	외래 O.P		650	1,621	42,841	138,658	88,692	680	1,445
115	계 S.T		16,081	623,129	4,484,911	51,494,406	42,595,743	14,182	592,622
	입원 I.P		2,897	464,267	502,067	37,609,670	30,905,507	2,670	458,699
	외래 O.P		14,729	158,862	3,982,844	13,884,736	11,690,237	12,807	133,923
116	계 S.T		66,356	599,582	10,099,074	38,322,857	27,524,384	79,803	716,961
	입원 I.P		2,104	92,789	117,376	9,173,539	7,033,379	2,138	116,067
	외래 O.P		65,733	506,793	9,981,698	29,149,318	20,491,005	79,143	600,894
117	계 S.T		90,868	467,630	8,470,783	24,889,441	17,402,987	104,647	512,851
	입원 I.P		1,191	11,938	20,149	1,530,285	1,165,822	1,295	15,430
	외래 O.P		90,312	455,692	8,450,634	23,359,156	16,237,164	104,019	497,421
118	계 S.T		479	11,172	52,109	804,617	614,916	365	10,705
	입원 I.P		67	9,281	9,656	686,564	533,470	61	9,449
	외래 O.P		438	1,891	42,453	118,053	81,446	313	1,256
119	계 S.T		39,096	180,617	3,066,544	9,614,744	6,828,707	57,090	260,878
	입원 I.P		500	29,810	33,849	2,534,386	1,918,474	800	52,450
	외래 O.P		38,745	150,807	3,032,695	7,080,358	4,910,232	56,562	208,428
120	계 S.T		1,280	12,341	101,661	3,277,476	2,485,262	1,528	15,078
	입원 I.P		351	9,409	13,370	2,901,317	2,245,237	447	11,529
	외래 O.P		1,109	2,932	88,291	376,159	240,025	1,308	3,549

주 : 수진기준 (한의분류 제외, 급여일수, 진료비와 급여비는 약국포함)

연령별 급여현황(총계) <계속>

Disease Categories by Age(Total) <Cont'd>

(단위 : 명, 일, 천원)

Unit : Person, Day, KRW 1,000

59세			60 ~ 64세				
급여일수 Reimbursed Days	진료비 Medical Expense	급여비 Benefit	진료실인원 Patients	내원일수 Visits	급여일수 Reimbursed Days	진료비 Medical Expense	급여비 Benefit
293,267	429,248	226,630	1,808	5,165	295,342	435,857	231,930
45	2,950	2,285	2	8	35	2,067	1,553
293,222	426,298	224,345	1,806	5,157	295,307	433,790	230,377
4,693,201	10,893,652	6,493,404	23,090	110,364	3,711,643	8,650,483	5,151,113
5,805	523,157	388,999	239	1,535	4,488	361,704	268,691
4,687,396	10,370,495	6,104,405	23,052	108,829	3,707,155	8,288,779	4,882,423
19,459,183	35,041,789	21,687,394	136,001	440,165	17,936,768	32,827,761	20,286,438
16,276	1,474,131	1,034,608	1,031	4,368	15,371	1,205,433	842,428
19,442,907	33,567,658	20,652,786	135,747	435,797	17,921,397	31,622,329	19,444,010
105,874,359	337,199,937	231,043,084	471,642	3,500,605	116,279,507	375,256,413	257,389,543
317,794	21,615,244	16,705,759	11,059	149,999	339,276	24,822,710	19,220,435
105,556,565	315,584,692	214,337,326	469,775	3,350,606	115,940,231	350,433,702	238,169,108
5,896	148,975	132,128	370	950	6,895	80,954	61,261
218	105,289	99,777	16	272	365	31,329	24,252
5,678	43,686	32,351	354	678	6,530	49,625	37,009
50,543	166,233	111,884	1,876	2,865	37,222	134,103	89,268
297	6,370	4,861	3	-	59	226	181
50,246	159,863	107,023	1,873	2,865	37,163	133,877	89,087
1,017,813	2,583,851	1,741,065	15,624	36,104	916,097	2,610,885	1,773,782
8,329	717,916	531,652	155	7,837	10,212	915,043	678,202
1,009,484	1,865,935	1,209,413	15,511	28,267	905,885	1,695,842	1,095,580
994	29,871	24,046	36	54	890	2,214	1,501
365	27,820	22,585	-	-	-	-	-
629	2,051	1,461	36	54	890	2,214	1,501
81,011	164,219	110,975	484	995	57,554	104,763	69,040
92	11,944	10,144	-	-	-	-	-
80,919	152,275	100,831	484	995	57,554	104,763	69,040
46,252	542,179	372,640	7,339	11,373	42,455	550,390	382,423
1,172	113,124	85,745	276	976	1,724	162,309	124,194
45,080	429,056	286,895	7,078	10,397	40,731	388,081	258,228
56,021,329	107,880,946	74,260,890	378,701	1,346,970	56,371,455	106,952,608	73,616,490
58,189	4,573,644	3,670,093	2,872	15,842	56,446	5,153,463	4,120,750
55,963,140	103,307,302	70,590,797	377,080	1,331,128	56,315,009	101,799,145	69,495,739
655,592	11,045,192	8,162,371	10,071	300,498	1,605,515	26,368,267	19,306,141
116,452	8,430,746	6,359,455	1,762	260,458	272,837	19,965,308	14,913,178
539,140	2,614,446	1,802,916	8,795	40,040	1,332,678	6,402,958	4,392,963
1,090,561	29,249,779	21,916,385	8,697	396,304	1,030,575	31,532,098	23,557,362
371,461	26,679,131	20,209,208	3,513	367,127	408,179	29,353,454	22,128,856
719,100	2,570,649	1,707,178	6,476	29,177	622,396	2,178,643	1,428,506
48,560	378,160	271,862	716	2,052	41,955	380,802	277,489
1,541	235,217	181,143	196	843	1,382	256,467	198,231
47,019	142,944	90,720	534	1,209	40,573	124,334	79,257
3,882,733	48,339,107	39,788,537	11,254	533,017	3,074,057	43,332,475	35,492,280
490,648	37,123,438	30,369,187	2,300	432,676	456,306	35,044,081	28,525,348
3,392,085	11,215,669	9,419,351	9,953	100,341	2,617,751	8,288,394	6,966,932
12,641,499	44,835,564	32,012,297	81,841	741,007	13,515,328	46,538,150	33,069,364
142,204	10,878,701	8,314,174	2,127	122,469	149,247	11,765,304	8,946,723
12,499,295	33,956,862	23,698,123	81,191	618,538	13,366,081	34,772,846	24,122,641
9,564,476	26,671,570	18,567,635	98,877	485,053	9,177,517	24,843,964	17,304,809
25,254	1,767,251	1,348,436	1,179	16,340	25,743	1,832,750	1,389,967
9,539,222	24,904,319	17,219,199	98,303	468,713	9,151,774	23,011,214	15,914,842
39,162	777,282	586,076	215	5,895	22,626	412,907	311,313
9,659	691,129	526,966	35	5,121	5,404	356,437	271,738
29,503	86,154	59,111	189	774	17,222	56,471	39,575
4,765,516	15,391,314	10,873,005	67,345	305,185	6,203,466	19,701,039	13,753,418
60,410	4,530,841	3,454,380	872	60,849	68,310	5,207,708	3,943,060
4,705,106	10,860,473	7,418,625	66,761	244,336	6,135,156	14,493,331	9,810,358
133,066	4,382,765	3,322,686	1,377	18,486	143,160	4,948,107	3,766,211
16,821	3,897,561	3,021,353	446	14,942	20,721	4,413,081	3,425,991
116,245	485,204	301,332	1,164	3,544	122,439	535,027	340,221

Note : Based on the Treatment Month (excluding herbal medicine,including pharmacy in Treatment Days Treatment Amount and Benefit Amount)

구 분 Division			65 ~ 69세					70세 ~	
			진료실인원 Patients	내원일수 Visits	급여일수 Reimbursed Days	진료비 Medical Expense	급여비 Benefit	진료실인원 Patients	내원일수 Visits
101	계 S.T		1,230	3,517	198,553	291,230	154,549	855	2,541
	입원 I.P		-	-	-	-	-	1	29
	외래 O.P		1,230	3,517	198,553	291,230	154,549	854	2,512
102	계 S.T		14,576	69,916	2,332,704	5,556,401	3,385,398	9,751	46,794
	입원 I.P		147	1,186	3,238	252,648	188,512	106	1,334
	외래 O.P		14,551	68,730	2,329,466	5,303,753	3,196,886	9,724	45,460
103	계 S.T		90,294	301,424	12,546,679	23,534,447	14,797,881	63,556	217,698
	입원 I.P		588	3,162	9,484	812,271	571,708	401	2,814
	외래 O.P		90,141	298,262	12,537,195	22,722,176	14,226,173	63,424	214,884
104	계 S.T		406,566	3,172,445	100,526,649	331,447,525	231,630,986	354,357	2,927,542
	입원 I.P		10,114	161,302	342,322	24,734,095	19,083,431	10,853	218,326
	외래 O.P		404,793	3,011,143	100,184,327	306,713,430	212,547,556	352,388	2,709,216
105	계 S.T		417	1,063	6,838	90,741	68,726	581	1,747
	입원 I.P		27	332	479	54,817	43,502	33	346
	외래 O.P		392	731	6,359	35,924	25,224	556	1,401
106	계 S.T		1,766	2,812	34,494	122,645	85,590	1,580	2,887
	입원 I.P		4	-	9	174	145	4	1
	외래 O.P		1,762	2,812	34,485	122,470	85,446	1,576	2,886
107	계 S.T		10,429	23,141	638,124	1,727,781	1,192,140	6,294	14,973
	입원 I.P		96	3,931	4,771	521,872	388,057	57	2,956
	외래 O.P		10,357	19,210	633,353	1,205,909	804,082	6,254	12,017
108	계 S.T		24	30	290	1,012	727	19	60
	입원 I.P		-	-	-	-	-	1	37
	외래 O.P		24	30	290	1,012	727	18	23
109	계 S.T		224	401	32,393	59,297	39,556	86	161
	입원 I.P		1	1	1	428	343	-	-
	외래 O.P		223	400	32,392	58,869	39,213	86	161
110	계 S.T		5,461	9,232	36,621	433,968	315,042	5,166	9,815
	입원 I.P		238	748	1,390	135,420	102,978	280	1,067
	외래 O.P		5,245	8,484	35,231	298,549	212,065	4,913	8,748
111	계 S.T		255,123	945,230	38,264,447	77,909,468	55,219,725	179,339	673,160
	입원 I.P		2,837	18,936	51,133	5,121,725	4,100,758	3,468	28,392
	외래 O.P		253,419	926,294	38,213,314	72,787,743	51,118,967	177,268	644,768
112	계 S.T		21,619	572,523	3,646,365	51,398,880	37,269,164	45,773	1,221,502
	입원 I.P		3,277	479,327	498,561	36,890,671	27,398,801	6,986	1,007,012
	외래 O.P		19,255	93,196	3,147,804	14,508,209	9,870,364	40,976	214,490
113	계 S.T		5,470	301,194	731,658	23,844,099	17,774,712	3,777	222,405
	입원 I.P		2,341	283,049	307,946	22,428,692	16,848,084	1,585	209,598
	외래 O.P		3,887	18,145	423,712	1,415,406	926,628	2,664	12,807
114	계 S.T		489	2,026	29,979	337,911	252,735	404	1,373
	입원 I.P		158	1,266	1,735	254,660	199,756	170	774
	외래 O.P		341	760	28,244	83,251	52,978	248	599
115	계 S.T		7,249	384,808	1,905,242	30,810,820	25,068,387	5,430	247,842
	입원 I.P		1,638	326,177	341,511	26,004,768	21,072,359	1,117	208,510
	외래 O.P		6,233	58,631	1,563,731	4,806,051	3,996,029	4,697	39,332
116	계 S.T		68,777	620,441	11,756,298	39,365,323	27,872,866	67,349	580,195
	입원 I.P		1,667	105,900	129,123	10,260,052	7,772,990	1,595	92,405
	외래 O.P		68,314	514,541	11,629,175	29,105,271	20,099,876	66,870	487,790
117	계 S.T		81,096	392,702	7,607,026	19,786,387	13,930,837	73,688	352,623
	입원 I.P		841	11,669	19,787	1,419,719	1,079,700	749	9,808
	외래 O.P		80,707	381,033	7,587,239	18,366,668	12,851,137	73,331	342,815
118	계 S.T		82	3,522	11,714	262,850	195,976	44	1,829
	입원 I.P		19	3,304	3,538	244,539	183,403	11	1,707
	외래 O.P		66	218	8,176	18,312	12,573	35	122
119	계 S.T		72,560	307,161	7,190,684	21,125,754	14,666,477	80,069	343,981
	입원 I.P		815	43,650	50,766	3,846,540	2,862,693	869	44,710
	외래 O.P		72,028	263,511	7,139,918	17,279,215	11,803,785	79,493	299,271
120	계 S.T		1,104	17,845	120,672	5,032,602	3,899,958	933	17,407
	입원 I.P		365	14,967	20,056	4,615,056	3,635,639	327	15,098
	외래 O.P		907	2,878	100,616	417,547	264,319	760	2,309

주 : 수진기준 (한의분류 제외, 급여일수, 진료비와 급여비는 약국포함)

연령별 급여현황(총계) <계속>

Disease Categories by Age(Total) <Cont'd>

(단위 : 명, 일, 천원)

Unit : Person, Day, KRW 1,000

74세			75세이상				
급여일수 Reimbursed Days	진료비 Medical Expense	급여비 Benefit	진료실인원 Patients	내원일수 Visits	급여일수 Reimbursed Days	진료비 Medical Expense	급여비 Benefit
145,862	205,531	111,197	1,192	3,383	186,673	295,955	166,023
59	2,550	1,919	7	56	88	8,014	6,141
145,803	202,981	109,278	1,188	3,327	186,585	287,941	159,882
1,565,880	3,796,152	2,354,595	11,327	54,156	1,826,003	4,568,811	2,897,038
2,793	239,943	182,667	219	4,841	7,308	588,929	437,920
1,563,087	3,556,210	2,171,928	11,245	49,315	1,818,695	3,979,882	2,459,118
9,108,269	17,319,659	10,935,274	68,754	256,178	10,615,569	21,015,152	13,569,048
9,020	615,187	433,754	688	13,917	23,174	1,685,733	1,223,724
9,099,249	16,704,472	10,501,520	68,427	242,261	10,592,395	19,329,419	12,345,324
84,532,394	290,963,562	204,652,341	599,580	5,785,373	138,865,843	550,756,256	393,620,059
396,889	30,580,768	23,503,409	30,849	1,205,295	1,575,773	125,254,725	93,977,755
84,135,505	260,382,795	181,148,932	590,682	4,580,078	137,290,070	425,501,531	299,642,304
11,883	133,178	96,792	2,331	9,088	56,672	1,003,056	755,975
624	64,948	50,533	221	4,044	5,309	547,139	424,479
11,259	68,231	46,259	2,141	5,044	51,363	455,917	331,496
31,542	113,084	81,255	3,731	7,538	69,182	267,965	201,534
5	547	437	19	185	270	16,305	12,071
31,537	112,537	80,818	3,712	7,353	68,912	251,660	189,463
406,490	1,200,873	836,026	7,220	17,935	470,801	1,414,201	985,688
3,651	373,642	277,576	87	3,554	5,036	406,752	304,474
402,839	827,231	558,450	7,155	14,381	465,765	1,007,450	681,214
244	3,831	2,861	97	164	1,833	7,600	5,818
37	3,109	2,304	-	-	-	-	-
207	722	557	97	164	1,833	7,600	5,818
15,421	30,944	21,037	58	166	12,979	41,182	28,839
-	-	-	4	55	96	10,716	8,244
15,421	30,944	21,037	55	111	12,883	30,466	20,595
28,436	504,603	371,131	19,232	51,137	121,275	3,714,266	2,854,308
1,928	188,473	142,339	1,514	10,682	15,866	1,663,403	1,274,334
26,508	316,129	228,792	17,823	40,455	105,409	2,050,863	1,579,974
25,481,073	55,681,996	39,605,523	216,392	881,521	26,502,644	90,150,432	66,004,960
63,651	6,365,331	5,025,086	14,081	164,168	274,441	30,238,716	23,544,162
25,417,422	49,316,665	34,580,436	207,316	717,353	26,228,203	59,911,716	42,460,799
8,260,940	109,335,239	79,229,308	429,676	23,622,107	87,715,275	1,902,874,954	1,396,374,250
1,042,829	77,542,477	57,550,888	120,060	21,597,537	21,940,529	1,628,514,015	1,204,899,921
7,218,111	31,792,762	21,678,420	339,579	2,024,570	65,774,746	274,360,940	191,474,329
543,204	17,603,755	13,027,450	4,231	231,146	597,764	18,338,378	13,576,865
225,419	16,549,152	12,350,640	1,723	218,035	234,499	17,124,973	12,791,132
317,785	1,054,603	676,811	2,975	13,111	363,265	1,213,405	785,733
26,460	322,660	236,836	974	5,251	51,749	1,163,041	873,299
1,370	242,086	186,086	589	4,230	6,356	1,006,437	773,987
25,090	80,574	50,750	419	1,021	45,393	156,604	99,312
1,294,923	19,931,797	16,145,920	10,626	297,175	1,880,312	23,258,081	18,506,588
218,279	16,738,257	13,504,767	1,469	237,346	250,261	18,646,172	14,857,367
1,076,644	3,193,539	2,641,153	9,608	59,829	1,630,051	4,611,908	3,649,221
11,521,401	37,393,701	26,265,740	139,308	1,102,310	23,160,197	71,833,492	50,412,506
114,151	9,251,625	6,989,111	3,060	181,031	219,510	16,867,319	12,668,058
11,407,250	28,142,076	19,276,630	137,951	921,279	22,940,687	54,966,173	37,744,448
6,825,420	17,439,120	12,253,159	143,570	690,287	13,260,984	34,310,628	24,465,860
17,074	1,208,282	908,962	1,724	39,670	56,108	3,847,133	2,882,567
6,808,346	16,230,838	11,344,197	142,641	650,617	13,204,876	30,463,495	21,583,293
6,641	138,385	107,157	46	2,230	7,479	173,800	128,206
1,770	126,107	99,058	14	2,153	2,188	161,876	120,302
4,871	12,278	8,099	32	77	5,291	11,924	7,904
8,445,170	24,847,702	17,085,426	184,372	1,004,911	19,891,534	77,245,802	53,985,416
51,251	3,991,438	2,986,611	4,835	319,606	343,524	26,331,335	19,432,485
8,393,919	20,856,264	14,098,815	180,490	685,305	19,548,010	50,914,467	34,552,931
105,438	4,329,766	3,312,146	1,671	42,645	166,847	9,696,434	7,449,614
20,152	4,007,536	3,108,121	765	39,387	48,150	9,226,548	7,157,087
85,286	322,229	204,025	1,140	3,258	118,697	469,886	292,527

Note : Based on the Treatment Month (excluding herbal medicine,including pharmacy in Treatment Days Treatment Amount and Benefit Amount)

구 분 Division		총 계 G.T					0세	
		진료실인원 Patients	내원일수 Visits	급여일수 Reimbursed Days	진료비 Medical Expense	급여비 Benefit	진료실인원 Patients	내원일수 Visits
121	계 S.T	105,834	4,683,035	29,697,889	509,210,103	425,351,917	-	-
	입원 I.P	28,627	4,081,646	4,326,826	382,330,046	314,421,992	-	-
	외래 O.P	91,401	601,389	25,371,063	126,880,057	110,929,925	-	-
122	계 S.T	49,149	699,292	8,652,883	77,970,629	55,807,183	-	-
	입원 I.P	4,812	517,383	545,643	41,640,607	30,983,021	-	-
	외래 O.P	45,470	181,909	8,107,240	36,330,022	24,824,161	-	-
123	계 S.T	2,525	37,896	534,662	17,266,492	15,384,979	-	-
	입원 I.P	506	20,836	29,254	4,457,099	3,868,724	-	-
	외래 O.P	2,428	17,060	505,408	12,809,393	11,516,256	-	-
124	계 S.T	145,844	988,331	35,904,743	198,499,135	147,632,451	345	3,653
	입원 I.P	17,475	316,331	560,522	82,213,707	68,999,647	190	2,621
	외래 O.P	139,869	672,000	35,344,221	116,285,428	78,632,804	284	1,032
125	계 S.T	1,084,961	2,368,854	27,820,893	166,829,611	109,472,187	28	40
	입원 I.P	56,152	193,701	597,750	37,887,007	27,747,890	1	3
	외래 O.P	1,055,623	2,175,153	27,223,143	128,942,605	81,724,296	27	37
126	계 S.T	115,337	466,718	16,521,558	86,196,673	56,575,015	-	-
	입원 I.P	20,734	125,294	313,121	31,730,967	22,110,030	-	-
	외래 O.P	105,258	341,424	16,208,437	54,465,707	34,464,986	-	-
127	계 S.T	777,046	2,902,903	24,029,212	213,413,158	146,261,401	296	724
	입원 I.P	45,223	332,266	716,555	69,152,833	52,176,664	15	75
	외래 O.P	768,636	2,570,637	23,312,657	144,260,325	94,084,737	292	649
128	계 S.T	100,799	9,583,607	14,677,599	1,030,451,772	790,268,334	111	978
	입원 I.P	56,475	8,641,671	9,251,104	977,510,914	755,641,375	12	234
	외래 O.P	55,383	941,936	5,426,495	52,940,858	34,626,959	108	744
129	계 S.T	1,150,982	5,310,647	98,520,753	531,111,434	397,317,117	801	4,748
	입원 I.P	62,544	1,533,766	2,134,740	262,879,165	211,164,449	140	2,810
	외래 O.P	1,128,998	3,776,881	96,386,013	268,232,269	186,152,668	745	1,938
130	계 S.T	2,273,361	3,946,584	14,847,752	146,853,241	104,062,160	4,154	6,847
	입원 I.P	1,330	2,463	10,419	640,072	562,060	3	10
	외래 O.P	2,273,087	3,944,121	14,837,333	146,213,169	103,500,100	4,152	6,837
131	계 S.T	5,187,923	9,010,928	30,692,472	318,542,553	231,334,134	45,853	67,360
	입원 I.P	2,805	5,888	18,291	1,237,317	997,908	23	82
	외래 O.P	5,186,696	9,005,040	30,674,181	317,305,236	230,336,225	45,846	67,278
132	계 S.T	2,266,352	4,472,321	17,061,649	189,905,824	134,427,600	3,127	4,855
	입원 I.P	3,419	16,174	36,016	4,459,310	3,488,441	3	16
	외래 O.P	2,265,509	4,456,147	17,025,633	185,446,514	130,939,159	3,126	4,839
133	계 S.T	1,355,785	4,346,655	16,449,311	748,855,837	574,410,584	24	63
	입원 I.P	366,341	572,648	887,745	509,800,406	408,836,774	2	13
	외래 O.P	1,285,956	3,774,007	15,561,566	239,055,431	165,573,810	23	50
134	계 S.T	84,546	246,533	1,538,627	49,986,022	34,879,602	5	28
	입원 I.P	8,282	34,152	86,729	26,407,729	20,922,268	2	17
	외래 O.P	83,622	212,381	1,451,898	23,578,294	13,957,333	4	11
135	계 S.T	909,350	2,731,693	17,056,610	266,460,455	177,008,199	64	106
	입원 I.P	6,550	19,285	45,612	8,187,424	6,436,891	1	3
	외래 O.P	908,678	2,712,408	17,010,998	258,273,032	170,571,308	63	103
136	계 S.T	166,263	355,376	1,181,252	36,459,008	24,085,880	1,581	2,105
	입원 I.P	10,546	24,177	99,909	13,927,336	12,266,901	9	20
	외래 O.P	165,712	331,199	1,081,343	22,531,672	11,818,979	1,581	2,085
137	계 S.T	2,594,785	3,592,525	9,102,404	175,078,204	122,354,849	1,361	1,603
	입원 I.P	1,102	1,428	2,312	1,070,006	858,872	-	-
	외래 O.P	2,594,405	3,591,097	9,100,092	174,008,198	121,495,977	1,361	1,603
138	계 S.T	6,144	13,649	64,672	897,143	603,895	6	7
	입원 I.P	130	2,936	3,631	239,958	176,248	-	-
	외래 O.P	6,027	10,713	61,041	657,185	427,647	6	7
139	계 S.T	4,385,600	10,526,809	90,168,177	854,823,738	596,587,086	11,849	19,472
	입원 I.P	42,785	144,831	379,621	90,782,654	72,348,966	105	640
	외래 O.P	4,381,456	10,381,978	89,788,556	764,041,084	524,238,120	11,828	18,832
140	계 S.T	2,420,386	9,425,495	38,283,666	330,682,656	243,792,422	57,967	273,926
	입원 I.P	36,569	170,602	446,821	53,951,407	43,783,213	1,314	6,325
	외래 O.P	2,417,004	9,254,893	37,836,845	276,731,249	200,009,208	57,727	267,601

주 : 수진기준 (한의분류 제외, 급여일수, 진료비와 급여비는 약국포함)

연령별 급여현황(총계) <계속>

Disease Categories by Age(Total) <Cont'd>

(단위 : 명, 일, 천원)

Unit : Person, Day, KRW 1,000

0Age			1 ~ 4세				
급여일수 Reimbursed Days	진료비 Medical Expense	급여비 Benefit	진료실인원 Patients	내원일수 Visits	급여일수 Reimbursed Days	진료비 Medical Expense	급여비 Benefit
-	-	-	1	1	7	43	29
-	-	-	-	-	-	-	-
-	-	-	1	1	7	43	29
-	-	-	-	-	-	-	-
-	-	-	-	-	-	-	-
-	-	-	-	-	-	-	-
-	-	-	2	2	2	152	100
-	-	-	-	-	-	-	-
-	-	-	2	2	2	152	100
28,898	1,380,598	1,215,551	3,115	46,836	582,780	9,371,217	8,243,724
7,591	1,268,574	1,138,288	1,461	19,920	52,039	6,732,189	6,195,296
21,307	112,024	77,264	2,566	26,916	530,741	2,639,028	2,048,429
41	2,270	1,641	596	854	3,103	51,433	39,476
3	1,141	972	41	101	218	20,253	18,654
38	1,129	669	564	753	2,885	31,180	20,822
-	-	-	11	18	25	3,478	2,999
-	-	-	4	7	12	2,464	2,325
-	-	-	8	11	13	1,014	675
982	44,679	36,885	416	3,339	5,626	183,747	140,023
125	25,459	24,830	99	415	1,013	97,529	89,116
857	19,221	12,055	404	2,924	4,613	86,219	50,907
1,113	83,546	71,460	2,020	111,573	144,913	11,885,557	10,617,029
342	52,078	47,947	746	58,077	69,272	9,158,463	8,489,604
771	31,468	23,512	1,941	53,496	75,641	2,727,094	2,127,425
9,404	2,474,446	2,352,680	2,902	36,485	125,956	5,401,214	4,824,028
4,320	2,347,569	2,264,305	628	15,504	25,670	4,137,755	3,836,744
5,084	126,877	88,375	2,736	20,981	100,286	1,263,459	987,284
17,640	180,672	140,255	104,905	207,974	672,265	6,410,768	5,012,510
28	1,351	1,286	511	860	3,535	271,378	248,608
17,612	179,321	138,969	104,878	207,114	668,730	6,139,391	4,763,902
143,594	1,606,778	1,260,934	430,035	743,083	2,005,002	20,702,932	16,320,790
116	7,517	7,217	193	523	1,092	77,780	70,709
143,478	1,599,261	1,253,717	429,945	742,560	2,003,910	20,625,152	16,250,081
9,222	137,973	107,465	52,801	88,908	198,668	2,570,381	2,009,536
27	6,909	6,883	26	84	177	21,715	19,546
9,195	131,064	100,582	52,792	88,824	198,491	2,548,666	1,989,991
88	8,732	7,523	173	564	1,324	69,346	53,429
15	6,344	5,834	23	62	205	36,318	34,131
73	2,387	1,689	172	502	1,119	33,028	19,298
43	13,876	13,372	34	115	305	23,783	20,217
31	13,274	13,105	9	23	86	15,874	14,975
12	602	267	30	92	219	7,909	5,242
405	8,155	6,099	662	941	2,755	67,424	51,704
8	2,361	2,204	6	20	52	11,804	11,074
397	5,794	3,895	662	921	2,703	55,620	40,630
2,551	98,468	69,513	29,289	62,780	86,980	5,883,713	4,371,366
145	12,441	11,582	1,610	2,952	14,949	2,516,409	2,347,093
2,406	86,027	57,932	29,259	59,828	72,031	3,367,304	2,024,274
2,062	53,404	40,063	72,637	97,408	134,803	3,842,890	2,928,130
-	-	-	3	6	11	1,895	1,780
2,062	53,404	40,063	72,637	97,402	134,792	3,840,995	2,926,350
10	216	186	88	112	142	4,424	3,193
-	-	-	-	-	-	-	-
10	216	186	88	112	142	4,424	3,193
29,264	1,046,520	860,061	42,641	71,590	140,676	4,215,662	3,267,862
999	412,209	391,541	992	2,616	7,469	1,374,598	1,280,291
28,265	634,311	468,520	42,484	68,974	133,207	2,841,064	1,987,572
1,072,743	7,176,744	5,729,973	681,457	4,040,620	16,963,838	112,755,850	89,442,201
11,957	830,283	766,120	13,509	58,367	131,169	9,244,987	8,487,505
1,060,786	6,346,461	4,963,852	679,947	3,982,253	16,832,669	103,510,863	80,954,697

Note : Based on the Treatment Month (excluding herbal medicine,including pharmacy in Treatment Days Treatment Amount and Benefit Amount)

구 분 Division			5 ~ 9세					10세 ~	
			진료실인원 Patients	내원일수 Visits	급여일수 Reimbursed Days	진료비 Medical Expense	급여비 Benefit	진료실인원 Patients	내원일수 Visits
121	계 S.T	-	-	331	237	172	1	96	
	입원 I.P	-	-	-	-	-	-	-	
	외래 O.P	-	-	331	237	172	1	96	
122	계 S.T	3	3	9	39	29	1	1	
	입원 I.P	-	-	-	-	-	-	-	
	외래 O.P	3	3	9	39	29	1	1	
123	계 S.T	10	69	351	32,270	29,129	20	100	
	입원 I.P	6	34	148	10,790	10,058	6	26	
	외래 O.P	8	35	203	21,480	19,071	18	74	
124	계 S.T	6,622	62,769	1,613,501	11,394,845	8,993,083	7,969	55,821	
	입원 I.P	1,522	14,460	39,214	5,048,929	4,684,591	1,025	8,236	
	외래 O.P	6,299	48,309	1,574,287	6,345,916	4,308,492	7,778	47,585	
125	계 S.T	5,270	7,833	38,063	521,021	375,840	17,841	28,147	
	입원 I.P	449	1,025	2,988	216,677	201,519	1,089	2,972	
	외래 O.P	4,978	6,808	35,075	304,344	174,321	17,198	25,175	
126	계 S.T	47	108	499	28,023	23,344	89	204	
	입원 I.P	16	45	118	22,426	20,563	21	77	
	외래 O.P	39	63	381	5,597	2,781	80	127	
127	계 S.T	545	4,060	6,963	203,836	148,440	1,851	7,514	
	입원 I.P	104	452	1,005	101,506	93,144	201	850	
	외래 O.P	533	3,608	5,958	102,329	55,296	1,814	6,664	
128	계 S.T	2,930	171,195	245,482	15,343,970	12,885,597	2,472	121,091	
	입원 I.P	812	58,311	71,936	9,794,587	9,119,872	387	24,349	
	외래 O.P	2,851	112,884	173,546	5,549,384	3,765,725	2,411	96,742	
129	계 S.T	3,401	40,339	221,887	5,359,727	4,705,306	3,485	34,715	
	입원 I.P	677	12,471	23,686	3,584,887	3,316,823	638	7,434	
	외래 O.P	3,193	27,868	198,201	1,774,840	1,388,483	3,288	27,281	
130	계 S.T	171,636	302,413	1,035,334	9,834,229	7,140,976	154,840	262,359	
	입원 I.P	368	577	2,535	174,462	160,413	56	82	
	외래 O.P	171,615	301,836	1,032,799	9,659,767	6,980,563	154,833	262,277	
131	계 S.T	494,523	856,347	2,382,487	26,492,659	19,302,306	268,000	424,516	
	입원 I.P	139	299	757	48,296	44,016	59	111	
	외래 O.P	494,468	856,048	2,381,730	26,444,362	19,258,290	267,970	424,405	
132	계 S.T	74,192	133,006	329,050	4,226,929	3,027,945	58,886	110,583	
	입원 I.P	39	119	226	22,421	20,462	23	155	
	외래 O.P	74,180	132,887	328,824	4,204,508	3,007,483	58,878	110,428	
133	계 S.T	447	1,117	2,169	147,646	109,795	443	812	
	입원 I.P	46	123	346	83,492	77,892	30	69	
	외래 O.P	438	994	1,823	64,154	31,903	430	743	
134	계 S.T	86	268	917	44,254	33,615	291	1,170	
	입원 I.P	9	40	96	24,742	23,023	55	301	
	외래 O.P	84	228	821	19,512	10,592	285	869	
135	계 S.T	3,272	4,748	11,734	312,739	215,963	4,896	7,880	
	입원 I.P	13	46	160	27,583	25,926	18	91	
	외래 O.P	3,270	4,702	11,574	285,156	190,037	4,894	7,789	
136	계 S.T	51,218	122,758	186,876	13,873,165	9,746,846	33,011	62,085	
	입원 I.P	5,295	9,703	46,620	6,582,930	6,116,358	1,481	2,759	
	외래 O.P	51,101	113,055	140,256	7,290,235	3,630,488	32,974	59,326	
137	계 S.T	435,681	699,225	955,246	26,778,157	18,724,357	459,501	691,199	
	입원 I.P	14	24	84	13,724	12,967	13	21	
	외래 O.P	435,678	699,201	955,162	26,764,433	18,711,390	459,499	691,178	
138	계 S.T	414	567	748	26,895	16,993	238	328	
	입원 I.P	3	3	9	1,599	1,519	1	5	
	외래 O.P	411	564	739	25,295	15,473	237	323	
139	계 S.T	76,935	143,901	300,309	8,812,028	6,051,261	67,851	123,368	
	입원 I.P	1,811	3,670	13,055	2,124,627	1,964,758	671	1,619	
	외래 O.P	76,765	140,231	287,254	6,687,401	4,086,503	67,782	121,749	
140	계 S.T	374,316	1,321,938	5,673,394	40,913,686	30,310,590	132,141	327,106	
	입원 I.P	3,460	10,846	30,698	2,707,504	2,497,624	762	2,943	
	외래 O.P	373,738	1,311,092	5,642,696	38,206,182	27,812,966	131,991	324,163	

주 : 수진기준 (한의분류 제외, 급여일수, 진료비와 급여비는 약국포함)

연령별 급여현황(총계) <계속>

Disease Categories by Age(Total) <Cont'd>

(단위 : 명, 일, 천원)

Unit : Person, Day, KRW 1,000

14세			15 ~ 19세				
급여일수 Reimbursed Days	진료비 Medical Expense	급여비 Benefit	진료실인원 Patients	내원일수 Visits	급여일수 Reimbursed Days	진료비 Medical Expense	급여비 Benefit
96	6,599	5,945	12	36	796	6,235	4,751
-	-	-	2	17	38	4,884	3,750
96	6,599	5,945	11	19	758	1,351	1,001
5	12	8	-	-	-	-	-
-	-	-	-	-	-	-	-
5	12	8	-	-	-	-	-
1,448	112,611	101,976	52	568	6,301	416,936	371,619
200	18,766	17,725	24	290	701	151,276	131,484
1,248	93,845	84,251	48	278	5,600	265,660	240,136
2,005,575	11,257,964	8,326,046	9,944	61,015	2,641,595	13,388,866	9,543,807
26,536	3,580,860	3,323,534	1,244	8,561	26,164	3,541,966	3,001,051
1,979,039	7,677,104	5,002,512	9,707	52,454	2,615,431	9,846,900	6,542,756
168,091	1,673,783	1,191,420	53,793	90,958	547,965	4,491,939	2,981,488
8,390	583,676	539,888	1,916	5,699	17,550	1,087,205	848,100
159,701	1,090,107	651,532	52,797	85,259	530,415	3,404,733	2,133,388
2,433	38,901	29,822	253	537	3,999	96,288	64,993
167	21,989	19,950	49	216	494	57,524	42,867
2,266	16,912	9,872	219	321	3,505	38,764	22,127
19,570	431,100	315,272	6,598	18,220	70,068	1,175,850	794,258
2,106	199,635	179,914	404	2,148	4,502	424,679	333,382
17,464	231,465	135,358	6,511	16,072	65,566	751,170	460,876
188,558	8,670,132	6,956,271	2,429	90,112	173,699	6,144,570	4,639,001
32,507	4,219,402	3,907,756	269	19,857	24,510	3,119,005	2,607,025
156,051	4,450,730	3,048,515	2,333	70,255	149,189	3,025,565	2,031,975
282,710	4,062,827	3,499,829	10,240	46,383	583,877	5,841,984	4,645,369
16,297	2,292,826	2,105,847	1,258	9,541	21,334	3,083,228	2,598,944
266,413	1,770,001	1,393,982	9,877	36,842	562,543	2,758,756	2,046,425
922,398	8,802,672	6,181,948	187,074	308,737	1,119,696	10,996,089	7,735,809
368	20,799	19,259	19	42	151	9,682	8,460
922,030	8,781,873	6,162,689	187,069	308,695	1,119,545	10,986,407	7,727,349
1,272,585	13,913,450	9,748,313	214,383	313,466	1,007,884	10,664,199	7,497,551
332	20,837	19,193	33	28	160	6,077	5,072
1,272,253	13,892,612	9,729,120	214,365	313,438	1,007,724	10,658,122	7,492,479
312,008	3,894,911	2,696,752	91,854	147,896	456,003	5,475,453	3,798,125
268	31,652	28,660	51	177	386	46,139	37,883
311,740	3,863,260	2,668,093	91,842	147,719	455,617	5,429,314	3,760,243
1,698	102,311	73,904	706	1,695	5,877	293,013	209,852
212	55,613	51,314	108	211	750	181,437	149,248
1,486	46,699	22,590	688	1,484	5,127	111,576	60,604
4,619	298,846	243,644	2,081	5,768	18,391	1,186,751	838,143
797	208,926	195,201	224	1,081	2,854	653,230	531,477
3,822	89,920	48,443	2,068	4,687	15,537	533,521	306,666
19,189	542,202	355,555	9,552	16,530	51,091	1,309,683	855,161
204	30,886	28,928	41	153	332	66,334	56,915
18,985	511,315	326,627	9,545	16,377	50,759	1,243,349	798,246
93,412	5,438,002	3,312,478	13,918	20,786	33,918	1,489,231	770,220
12,373	1,553,939	1,442,567	93	192	673	98,648	80,550
81,039	3,884,063	1,869,911	13,908	20,594	33,245	1,390,583	689,671
1,036,193	26,368,957	18,195,042	234,480	296,683	524,624	11,871,271	8,225,218
47	9,799	9,276	2	1	2	258	214
1,036,146	26,359,159	18,185,766	234,479	296,682	524,622	11,871,013	8,225,004
504	18,762	11,479	164	225	426	12,815	7,904
5	2,315	2,168	3	10	25	1,255	1,122
499	16,448	9,311	162	215	401	11,559	6,782
383,219	6,656,153	4,423,733	92,097	149,028	598,628	8,448,008	5,579,894
5,216	754,371	696,604	429	1,171	3,434	462,389	368,811
378,003	5,901,782	3,727,129	92,037	147,857	595,194	7,985,619	5,211,083
1,339,906	10,584,281	7,410,966	82,854	173,614	663,169	6,580,826	4,563,619
8,048	829,059	759,602	471	2,273	6,324	899,687	731,153
1,331,858	9,755,222	6,651,364	82,816	171,341	656,845	5,681,139	3,832,466

Note : Based on the Treatment Month (excluding herbal medicine,including pharmacy in Treatment Days Treatment Amount and Benefit Amount)

구 분 Division			20 ~ 24세					25세 ~	
			진료실인원 Patients	내원일수 Visits	급여일수 Reimbursed Days	진료비 Medical Expense	급여비 Benefit	진료실인원 Patients	내원일수 Visits
121	계 S.T		20	194	1,987	16,148	12,578	33	173
	입원 I.P		-	-	-	-	-	4	78
	외래 O.P		20	194	1,987	16,148	12,578	32	95
122	계 S.T		1	7	453	1,774	1,221	1	1
	입원 I.P		-	-	-	-	-	-	-
	외래 O.P		1	7	453	1,774	1,221	1	1
123	계 S.T		130	1,153	24,211	1,214,158	1,087,224	218	2,072
	입원 I.P		37	379	973	285,260	251,240	50	411
	외래 O.P		130	774	23,238	928,898	835,984	218	1,661
124	계 S.T		12,374	68,132	3,415,915	15,881,386	11,213,397	10,782	54,272
	입원 I.P		1,350	11,271	26,845	4,112,768	3,355,061	981	7,471
	외래 O.P		12,107	56,861	3,389,070	11,768,618	7,858,336	10,588	46,801
125	계 S.T		50,626	85,637	633,490	5,368,351	3,407,157	60,480	107,684
	입원 I.P		2,159	6,021	18,296	1,165,173	845,013	2,833	7,448
	외래 O.P		49,461	79,616	615,194	4,203,177	2,562,144	58,995	100,236
126	계 S.T		455	970	8,983	186,432	116,602	603	1,404
	입원 I.P		81	316	864	105,301	72,436	132	413
	외래 O.P		408	654	8,119	81,131	44,166	527	991
127	계 S.T		14,547	41,374	186,653	2,954,938	1,953,130	21,030	56,916
	입원 I.P		830	6,057	12,948	1,123,419	843,022	999	5,158
	외래 O.P		14,341	35,317	173,705	1,831,519	1,110,107	20,812	51,758
128	계 S.T		1,796	66,055	158,219	5,850,307	4,381,454	1,452	62,747
	입원 I.P		300	30,117	36,232	4,239,341	3,337,639	342	39,435
	외래 O.P		1,660	35,938	121,987	1,610,965	1,043,814	1,269	23,312
129	계 S.T		21,891	83,136	1,137,157	9,668,616	7,356,740	29,906	110,677
	입원 I.P		2,221	20,171	38,564	5,364,862	4,301,546	2,742	25,642
	외래 O.P		21,336	62,965	1,098,593	4,303,754	3,055,195	29,223	85,035
130	계 S.T		176,672	279,726	1,026,521	10,449,793	7,282,005	176,618	281,715
	입원 I.P		16	21	86	4,276	3,269	28	49
	외래 O.P		176,665	279,705	1,026,435	10,445,517	7,278,736	176,600	281,666
131	계 S.T		221,188	318,888	1,117,995	11,721,794	8,157,063	240,736	354,343
	입원 I.P		66	138	343	29,543	24,198	65	55
	외래 O.P		221,150	318,750	1,117,652	11,692,252	8,132,865	240,687	354,288
132	계 S.T		141,408	227,071	760,189	9,660,667	6,620,193	145,040	239,204
	입원 I.P		159	485	1,049	122,540	95,842	222	612
	외래 O.P		141,376	226,586	759,140	9,538,128	6,524,351	144,988	238,592
133	계 S.T		1,123	2,960	8,806	523,366	375,016	1,454	3,664
	입원 I.P		230	387	914	323,271	258,538	318	487
	외래 O.P		1,090	2,573	7,892	200,095	116,478	1,386	3,177
134	계 S.T		5,438	12,478	38,982	2,317,032	1,579,871	5,054	11,266
	입원 I.P		400	1,816	4,497	1,072,735	840,488	342	1,479
	외래 O.P		5,410	10,662	34,485	1,244,297	739,383	5,013	9,787
135	계 S.T		18,100	32,266	114,477	2,850,741	1,833,491	21,925	40,340
	입원 I.P		72	188	644	88,005	68,659	93	284
	외래 O.P		18,096	32,078	113,833	2,762,736	1,764,833	21,914	40,056
136	계 S.T		5,868	9,695	21,690	787,640	428,356	3,390	6,034
	입원 I.P		95	228	792	117,582	90,055	108	281
	외래 O.P		5,859	9,467	20,898	670,058	338,301	3,372	5,753
137	계 S.T		150,631	184,730	406,530	8,684,018	5,978,456	101,449	125,351
	입원 I.P		7	8	45	4,609	3,688	10	18
	외래 O.P		150,630	184,722	406,485	8,679,409	5,974,768	101,446	125,333
138	계 S.T		164	207	407	12,358	7,205	160	238
	입원 I.P		2	2	4	149	119	2	32
	외래 O.P		162	205	403	12,209	7,086	158	206
139	계 S.T		162,265	263,154	1,175,494	15,307,629	10,164,827	189,523	318,893
	입원 I.P		546	1,865	4,770	688,402	522,640	553	1,923
	외래 O.P		162,150	261,289	1,170,724	14,619,227	9,642,186	189,414	316,970
140	계 S.T		72,240	138,525	511,549	6,041,159	4,096,533	80,045	153,556
	입원 I.P		548	2,591	7,467	1,075,885	829,762	508	2,324
	외래 O.P		72,201	135,934	504,082	4,965,274	3,266,771	79,990	151,232

주 : 수진기준 (한의원 제외, 급여일수, 진료비와 급여비는 약국포함)

연령별 급여현황(총계) <계속>

Disease Categories by Age(Total) <Cont'd>

(단위 : 명, 일, 천원)

Unit : Person, Day, KRW 1,000

29세			30 ~ 34세				
급여일수 Reimbursed Days	진료비 Medical Expense	급여비 Benefit	진료실인원 Patients	내원일수 Visits	급여일수 Reimbursed Days	진료비 Medical Expense	급여비 Benefit
6,283	34,514	29,275	62	654	13,987	117,894	103,794
122	11,757	9,920	8	407	486	44,125	40,935
6,161	22,757	19,355	61	247	13,501	73,769	62,859
15	184	129	1	2	9	648	260
-	-	-	-	-	-	-	-
15	184	129	1	2	9	648	260
39,100	1,992,605	1,783,368	246	2,227	40,066	2,096,521	1,878,520
1,318	377,888	332,759	51	801	2,156	446,556	394,188
37,782	1,614,717	1,450,609	239	1,426	37,910	1,649,965	1,484,332
3,062,926	13,625,625	9,676,516	8,655	45,391	2,426,589	10,562,866	7,512,644
19,499	3,377,232	2,762,994	718	8,214	16,312	2,660,975	2,152,749
3,043,427	10,248,392	6,913,523	8,500	37,177	2,410,277	7,901,891	5,359,896
864,597	7,116,543	4,541,547	62,065	119,015	1,026,339	8,070,021	5,161,962
23,598	1,482,971	1,075,259	3,025	7,928	25,551	1,601,363	1,162,485
840,999	5,633,573	3,466,288	60,481	111,087	1,000,788	6,468,658	3,999,477
20,358	275,954	174,480	819	2,506	42,025	531,932	337,539
1,400	152,830	106,537	222	972	2,952	323,301	220,632
18,958	123,124	67,942	717	1,534	39,073	208,630	116,907
283,817	3,891,718	2,556,510	25,155	71,673	381,584	5,053,403	3,373,733
12,633	1,176,154	880,541	1,310	7,192	17,277	1,601,225	1,211,678
271,184	2,715,564	1,675,968	24,862	64,481	364,307	3,452,179	2,162,056
161,157	6,340,980	4,816,565	1,474	64,469	170,287	7,272,665	5,622,523
46,616	5,227,028	4,123,428	443	48,402	56,499	6,429,997	5,094,555
114,541	1,113,953	693,137	1,185	16,067	113,788	842,668	527,968
1,552,577	10,837,276	8,172,763	35,599	137,965	1,987,661	12,457,105	9,337,240
43,631	5,941,286	4,745,743	3,683	28,845	45,769	6,859,289	5,476,030
1,508,946	4,895,990	3,427,020	34,762	109,120	1,941,892	5,597,816	3,861,210
1,056,969	10,803,910	7,510,928	157,217	252,453	944,954	9,657,051	6,715,983
423	6,748	5,079	23	17	338	3,276	2,582
1,056,546	10,797,162	7,505,848	157,204	252,436	944,616	9,653,775	6,713,401
1,306,165	13,480,392	9,372,947	247,670	371,131	1,331,577	13,861,868	9,646,585
279	10,866	8,703	66	70	362	14,850	11,872
1,305,886	13,469,525	9,364,244	247,633	371,061	1,331,215	13,847,019	9,634,713
867,239	10,921,085	7,481,480	125,943	208,862	758,474	9,418,145	6,453,737
1,528	138,970	107,446	202	529	1,420	122,454	95,886
865,711	10,782,115	7,374,035	125,896	208,333	757,054	9,295,691	6,357,851
11,739	703,596	510,046	1,978	5,002	17,635	923,660	674,966
1,164	438,715	351,980	441	626	1,412	568,698	455,538
10,575	264,881	158,066	1,877	4,376	16,223	354,962	219,428
43,941	2,094,239	1,421,872	3,944	9,532	41,866	1,810,472	1,239,348
3,845	953,471	748,382	292	1,290	3,308	868,212	682,581
40,096	1,140,768	673,490	3,918	8,242	38,558	942,260	556,767
167,265	3,969,683	2,553,021	24,421	47,305	213,475	4,908,023	3,145,842
699	107,080	84,679	91	267	839	109,644	86,561
166,566	3,862,603	2,468,342	24,409	47,038	212,636	4,798,379	3,059,281
16,585	558,714	315,788	2,330	4,570	13,607	460,098	261,795
879	132,007	98,333	104	262	873	120,370	88,534
15,706	426,708	217,456	2,319	4,308	12,734	339,728	173,260
346,141	6,937,098	4,778,316	76,326	94,008	272,873	5,473,967	3,776,980
43	3,880	3,028	6	5	13	3,641	2,900
346,098	6,933,218	4,775,288	76,322	94,003	272,860	5,470,325	3,774,079
583	13,217	8,230	164	244	589	18,284	12,040
32	649	441	4	11	28	3,857	2,676
551	12,568	7,789	161	233	561	14,427	9,363
1,752,213	19,210,597	12,746,680	170,810	293,564	1,686,616	18,452,303	12,158,361
5,184	843,335	644,603	575	2,007	5,484	1,013,136	782,643
1,747,029	18,367,262	12,102,077	170,705	291,557	1,681,132	17,439,167	11,375,718
573,931	6,536,991	4,457,633	85,412	173,678	663,918	7,185,969	4,938,329
6,794	1,026,999	794,819	503	2,465	7,277	1,078,992	839,631
567,137	5,509,992	3,662,815	85,367	171,213	656,641	6,106,977	4,098,698

Note : Based on the Treatment Month (excluding herbal medicine,including pharmacy in Treatment Days Treatment Amount and Benefit Amount)

구 분 Division			35 ~ 39세					40세 ~	
			진료실인원 Patients	내원일수 Visits	급여일수 Reimbursed Days	진료비 Medical Expense	급여비 Benefit	진료실인원 Patients	내원일수 Visits
121	계 S.T		187	2,036	48,251	457,629	394,044	365	2,846
	입원 I.P		27	1,074	1,436	205,236	175,564	47	865
	외래 O.P		180	962	46,815	252,393	218,480	357	1,981
122	계 S.T		6	10	135	1,116	489	9	39
	입원 I.P		-	-	-	-	-	1	17
	외래 O.P		6	10	135	1,116	489	9	22
123	계 S.T		263	2,563	50,993	2,238,782	2,000,249	279	3,948
	입원 I.P		61	643	1,699	505,859	446,142	57	1,929
	외래 O.P		259	1,920	49,294	1,732,923	1,554,107	269	2,019
124	계 S.T		10,112	52,475	2,792,852	11,483,993	8,137,835	9,096	50,530
	입원 I.P		766	9,836	18,659	2,610,706	2,100,027	733	11,317
	외래 O.P		9,893	42,639	2,774,193	8,873,287	6,037,809	8,884	39,213
125	계 S.T		83,751	175,007	1,651,241	12,095,769	7,820,954	84,406	189,021
	입원 I.P		4,559	12,894	42,147	2,575,774	1,869,663	4,733	14,172
	외래 O.P		81,423	162,113	1,609,094	9,519,995	5,951,291	82,013	174,849
126	계 S.T		1,558	4,684	97,516	1,045,902	673,677	2,467	7,948
	입원 I.P		433	1,686	5,348	617,817	429,212	622	2,587
	외래 O.P		1,345	2,998	92,168	428,085	244,465	2,150	5,361
127	계 S.T		38,166	116,191	662,069	8,452,254	5,653,512	44,272	139,818
	입원 I.P		2,184	12,232	29,235	2,836,718	2,130,940	2,662	15,732
	외래 O.P		37,688	103,959	632,834	5,615,536	3,522,573	43,736	124,086
128	계 S.T		2,236	117,785	299,086	13,816,819	10,705,886	2,629	165,665
	입원 I.P		794	94,701	110,159	12,473,574	9,848,048	1,135	140,135
	외래 O.P		1,752	23,084	188,927	1,343,245	857,837	1,847	25,530
129	계 S.T		50,993	203,677	3,062,836	17,918,957	13,383,883	54,432	216,221
	입원 I.P		4,530	38,964	63,241	9,429,730	7,528,813	4,291	46,450
	외래 O.P		49,880	164,713	2,999,595	8,489,226	5,855,070	53,250	169,771
130	계 S.T		186,383	304,932	1,144,949	11,603,011	8,068,491	156,026	259,463
	입원 I.P		25	91	318	10,889	8,575	23	20
	외래 O.P		186,377	304,841	1,144,631	11,592,122	8,059,916	156,013	259,443
131	계 S.T		348,714	536,726	1,907,227	19,738,624	13,741,006	308,004	475,784
	입원 I.P		101	165	714	28,882	22,531	114	221
	외래 O.P		348,659	536,561	1,906,513	19,709,742	13,718,474	307,951	475,563
132	계 S.T		163,491	278,709	990,535	12,223,851	8,381,249	150,405	259,142
	입원 I.P		200	531	1,371	121,787	94,674	165	529
	외래 O.P		163,441	278,178	989,164	12,102,064	8,286,574	150,359	258,613
133	계 S.T		4,613	12,225	41,527	2,438,238	1,815,057	10,871	29,215
	입원 I.P		1,283	1,783	3,608	1,617,275	1,297,852	3,148	4,647
	외래 O.P		4,377	10,442	37,919	820,963	517,205	10,291	24,568
134	계 S.T		4,770	12,223	58,886	2,392,966	1,657,976	4,672	13,230
	입원 I.P		388	1,735	4,147	1,207,140	956,307	426	1,782
	외래 O.P		4,738	10,488	54,739	1,185,827	701,668	4,623	11,448
135	계 S.T		39,482	81,988	416,103	8,925,178	5,733,632	51,027	111,225
	입원 I.P		168	571	1,518	199,407	155,601	217	639
	외래 O.P		39,469	81,417	414,585	8,725,771	5,578,031	51,008	110,586
136	계 S.T		2,435	4,854	17,980	521,230	310,755	2,017	4,094
	입원 I.P		118	412	1,273	169,281	125,305	103	338
	외래 O.P		2,414	4,442	16,707	351,948	185,449	2,003	3,756
137	계 S.T		95,005	116,140	351,326	6,775,956	4,676,939	125,793	149,039
	입원 I.P		8	11	17	6,372	4,582	20	22
	외래 O.P		95,002	116,129	351,309	6,769,584	4,672,356	125,786	149,017
138	계 S.T		212	290	1,001	19,389	12,443	257	390
	입원 I.P		4	2	8	563	417	5	3
	외래 O.P		208	288	993	18,825	12,027	252	387
139	계 S.T		224,755	398,987	2,414,071	26,093,544	17,140,517	244,020	454,427
	입원 I.P		877	3,091	8,859	1,624,307	1,252,708	1,187	4,096
	외래 O.P		224,619	395,896	2,405,212	24,469,237	15,887,810	243,845	450,331
140	계 S.T		113,170	250,786	993,131	10,440,723	7,160,710	94,345	232,017
	입원 I.P		807	3,590	10,851	1,644,011	1,276,070	985	4,710
	외래 O.P		113,108	247,196	982,280	8,796,712	5,884,640	94,298	227,307

주 : 수진기준 (한의분류 제외, 급여일수, 진료비와 급여비는 약국포함)

연령별 급여현황(총계) <계속>

Disease Categories by Age(Total) <Cont'd>

(단위 : 명, 일, 천원)

Unit : Person, Day, KRW 1,000

44세			45세 ~ 49세				
급여일수 Reimbursed Days	진료비 Medical Expense	급여비 Benefit	진료실인원 Patients	내원일수 Visits	급여일수 Reimbursed Days	진료비 Medical Expense	급여비 Benefit
99,721	821,597	713,642	892	10,811	265,876	2,291,711	1,974,010
1,953	233,114	200,037	114	5,583	7,354	838,562	710,377
97,768	588,483	513,605	869	5,228	258,522	1,453,149	1,263,633
1,441	9,341	6,912	44	493	4,840	52,820	36,522
24	3,418	2,448	2	355	385	26,432	19,216
1,417	5,923	4,465	43	138	4,455	26,388	17,306
56,461	1,965,121	1,767,156	272	3,629	59,160	1,975,998	1,774,125
2,872	478,713	424,196	44	2,026	2,767	400,837	352,469
53,589	1,486,408	1,342,959	265	1,603	56,393	1,575,161	1,421,656
2,456,865	10,663,423	7,675,522	10,475	58,813	2,740,961	11,170,768	7,985,749
19,724	3,165,335	2,570,832	858	13,380	24,428	3,178,419	2,548,902
2,437,141	7,498,088	5,104,691	10,174	45,433	2,716,533	7,992,349	5,436,848
1,983,738	13,204,645	8,599,190	104,687	243,496	2,759,096	17,227,255	11,233,213
47,884	2,909,947	2,110,561	6,208	19,372	63,922	3,910,361	2,832,421
1,935,854	10,294,698	6,488,629	101,618	224,124	2,695,174	13,316,894	8,400,792
202,228	1,648,779	1,049,610	4,492	15,533	448,910	3,128,805	2,007,063
8,519	826,779	564,318	1,092	4,861	14,643	1,522,550	1,038,160
193,709	822,000	485,293	3,972	10,672	434,267	1,606,255	968,903
880,220	10,427,196	7,001,627	64,398	217,461	1,455,393	16,566,056	11,217,186
37,329	3,626,395	2,724,493	4,135	26,436	60,319	6,071,667	4,560,153
842,891	6,800,800	4,277,133	63,632	191,025	1,395,074	10,494,388	6,657,033
351,766	19,484,347	15,106,297	3,819	254,981	522,882	30,740,033	23,738,957
157,815	18,031,088	14,175,324	1,733	219,817	247,130	28,673,054	22,413,544
193,951	1,453,259	930,973	2,568	35,164	275,752	2,066,979	1,325,414
3,386,188	19,377,999	14,425,740	72,883	296,092	4,762,385	27,241,270	20,393,242
71,034	10,171,620	8,109,618	4,889	72,690	108,399	14,098,625	11,350,812
3,315,154	9,206,379	6,316,122	71,372	223,402	4,653,986	13,142,645	9,042,430
998,677	10,033,341	6,972,362	164,267	281,339	1,097,221	11,068,948	7,690,734
138	5,733	4,454	32	49	302	11,790	8,662
998,539	10,027,608	6,967,908	164,246	281,290	1,096,919	11,057,158	7,682,071
1,764,348	18,048,428	12,559,440	346,570	543,839	2,066,412	21,203,358	14,745,124
999	37,029	29,459	175	248	1,146	55,785	44,244
1,763,349	18,011,399	12,529,981	346,479	543,591	2,065,266	21,147,573	14,700,881
975,856	11,697,368	8,034,559	177,905	314,940	1,261,413	14,587,733	10,014,293
1,200	142,509	110,115	194	703	1,899	204,678	159,085
974,656	11,554,859	7,924,444	177,847	314,237	1,259,514	14,383,055	9,855,208
103,270	6,143,233	4,616,098	33,586	93,610	313,416	22,643,434	17,232,034
7,998	4,144,751	3,324,119	11,293	17,992	26,634	15,953,377	12,791,522
95,272	1,998,482	1,291,979	31,389	75,618	286,782	6,690,057	4,440,512
76,523	2,661,521	1,839,231	6,752	21,904	117,337	4,803,941	3,377,472
4,709	1,353,551	1,065,936	850	3,449	8,876	2,758,460	2,176,836
71,814	1,307,970	773,295	6,676	18,455	108,461	2,045,481	1,200,636
615,003	12,341,531	7,957,892	73,940	172,322	1,066,271	19,062,248	12,388,139
1,910	263,079	206,830	405	1,180	2,957	505,185	394,884
613,093	12,078,453	7,751,063	73,899	171,142	1,063,314	18,557,064	11,993,255
21,215	455,572	274,059	2,300	4,860	33,486	549,639	328,234
1,101	147,054	109,381	135	446	1,321	179,011	128,712
20,114	308,518	164,678	2,272	4,414	32,165	370,628	199,522
449,334	8,652,545	5,985,574	180,722	213,971	679,631	12,361,579	8,564,290
65	14,928	11,929	50	61	98	44,395	35,458
449,269	8,637,617	5,973,645	180,703	213,910	679,533	12,317,184	8,528,832
1,408	28,464	18,145	347	514	2,774	37,892	23,722
18	1,495	1,057	9	14	46	2,481	1,841
1,390	26,969	17,088	338	500	2,728	35,411	21,880
3,120,339	31,956,434	20,879,076	330,916	649,242	4,929,559	48,719,456	31,882,679
11,875	2,374,214	1,844,963	1,971	6,461	18,901	4,179,336	3,273,600
3,108,464	29,582,220	19,034,113	330,706	642,781	4,910,658	44,540,120	28,609,079
918,343	10,162,206	6,959,969	97,389	263,586	1,040,260	12,453,999	8,532,380
14,400	2,081,357	1,610,991	1,460	7,163	20,847	3,223,382	2,496,576
903,943	8,080,849	5,348,979	97,329	256,423	1,019,413	9,230,618	6,035,805

Note : Based on the Treatment Month (excluding herbal medicine,including pharmacy in Treatment Days Treatment Amount and Benefit Amount)

구 분 Division			50 ~ 54세				55세 ~		
			진료실인원 Patients	내원일수 Visits	급여일수 Reimbursed Days	진료비 Medical Expense	급여비 Benefit	진료실인원 Patients	내원일수 Visits
121	계	S.T	2,014	24,625	609,597	5,157,229	4,489,037	4,574	72,559
	입원	I.P	271	11,908	17,012	1,884,587	1,617,914	706	44,610
	외래	O.P	1,959	12,717	592,585	3,272,642	2,871,123	4,430	27,949
122	계	S.T	180	1,936	26,477	268,053	189,886	607	4,114
	입원	I.P	21	1,376	1,527	131,899	97,436	51	1,992
	외래	O.P	165	560	24,950	136,154	92,450	578	2,122
123	계	S.T	236	3,049	50,358	1,280,226	1,136,319	254	4,662
	입원	I.P	33	1,702	2,293	302,798	259,002	42	2,780
	외래	O.P	229	1,347	48,065	977,428	877,317	248	1,882
124	계	S.T	9,758	60,184	2,466,686	10,615,396	7,689,086	10,714	68,212
	입원	I.P	887	17,442	29,614	3,752,068	3,027,794	1,032	21,351
	외래	O.P	9,427	42,742	2,437,072	6,863,328	4,661,292	10,334	46,861
125	계	S.T	109,526	254,236	3,036,860	19,159,938	12,499,068	118,912	274,844
	입원	I.P	7,627	26,127	84,448	5,187,809	3,762,127	8,235	31,425
	외래	O.P	105,588	228,109	2,952,412	13,972,128	8,736,941	114,728	243,419
126	계	S.T	7,746	27,672	890,211	5,470,434	3,540,973	13,408	48,198
	입원	I.P	1,881	8,289	26,216	2,493,939	1,712,495	2,884	12,049
	외래	O.P	6,874	19,383	863,995	2,976,495	1,828,478	12,097	36,149
127	계	S.T	90,305	322,324	2,251,817	25,778,015	17,584,104	110,692	403,005
	입원	I.P	6,672	44,394	101,541	10,142,216	7,661,474	7,816	55,487
	외래	O.P	89,288	277,930	2,150,276	15,635,799	9,922,630	109,455	347,518
128	계	S.T	5,454	434,658	776,480	51,934,058	40,217,590	8,177	674,563
	입원	I.P	2,740	387,230	430,181	49,152,441	38,425,059	4,242	606,804
	외래	O.P	3,435	47,428	346,299	2,781,617	1,792,532	5,028	67,759
129	계	S.T	90,444	364,439	6,205,522	35,127,142	26,117,613	122,731	498,092
	입원	I.P	5,246	97,883	142,949	17,984,595	14,421,508	6,232	134,281
	외래	O.P	88,725	266,556	6,062,573	17,142,546	11,696,106	120,637	363,811
130	계	S.T	149,572	261,676	1,027,189	10,439,948	7,235,187	145,750	258,366
	입원	I.P	35	62	401	9,720	7,158	37	134
	외래	O.P	149,549	261,614	1,026,788	10,430,228	7,228,030	145,726	258,232
131	계	S.T	353,836	576,539	2,162,419	22,563,781	15,676,018	400,881	686,801
	입원	I.P	229	325	1,594	87,188	69,485	326	699
	외래	O.P	353,761	576,214	2,160,825	22,476,593	15,606,534	400,752	686,102
132	계	S.T	183,409	341,222	1,398,419	15,701,225	10,781,213	210,610	412,517
	입원	I.P	255	1,012	2,686	279,598	219,940	322	1,529
	외래	O.P	183,323	340,210	1,395,733	15,421,627	10,561,273	210,514	410,988
133	계	S.T	68,279	194,815	658,000	46,759,592	35,692,362	129,583	365,699
	입원	I.P	22,765	37,277	53,503	32,993,474	26,455,935	36,099	57,698
	외래	O.P	63,903	157,538	604,497	13,766,118	9,236,427	122,696	308,001
134	계	S.T	8,635	27,867	163,941	6,168,604	4,340,864	12,096	38,114
	입원	I.P	1,050	4,216	11,020	3,536,532	2,796,335	1,289	5,289
	외래	O.P	8,503	23,651	152,921	2,632,072	1,544,529	11,966	32,825
135	계	S.T	80,056	200,063	1,250,489	21,432,389	13,955,669	102,486	278,574
	입원	I.P	518	1,491	3,518	654,974	515,062	803	2,296
	외래	O.P	79,983	198,572	1,246,971	20,777,415	13,440,607	102,381	276,278
136	계	S.T	2,572	6,154	50,641	740,134	452,394	3,284	8,701
	입원	I.P	195	814	2,297	291,647	208,526	259	1,179
	외래	O.P	2,533	5,340	48,344	448,486	243,868	3,242	7,522
137	계	S.T	144,651	177,445	639,459	10,663,088	7,389,137	140,510	180,375
	입원	I.P	78	106	158	71,255	57,109	112	156
	외래	O.P	144,626	177,339	639,301	10,591,832	7,332,028	140,467	180,219
138	계	S.T	415	650	3,195	45,464	29,841	579	1,299
	입원	I.P	7	13	43	2,204	1,627	21	290
	외래	O.P	410	637	3,152	43,259	28,213	560	1,009
139	계	S.T	376,698	798,624	6,666,628	64,556,977	42,609,797	483,011	1,104,224
	입원	I.P	3,154	10,069	28,812	6,825,314	5,370,735	5,162	16,107
	외래	O.P	376,414	788,555	6,637,816	57,731,663	37,239,062	482,567	1,088,117
140	계	S.T	99,990	315,974	1,207,527	16,773,754	11,485,971	114,161	394,110
	입원	I.P	2,390	12,245	36,157	5,605,308	4,334,061	3,210	16,762
	외래	O.P	99,914	303,729	1,171,370	11,168,446	7,151,910	114,044	377,348

주 : 수진기준 (한의분류 제외, 급여일수, 진료비와 급여비는 약국포함)

연령별 급여현황(총계) <계속>

Disease Categories by Age(Total) <Cont'd>

(단위 : 명, 일, 천원)

Unit : Person, Day, KRW 1,000

59세			60 ~ 64세				
급여일수 Reimbursed Days	진료비 Medical Expense	급여비 Benefit	진료실인원 Patients	내원일수 Visits	급여일수 Reimbursed Days	진료비 Medical Expense	급여비 Benefit
1,415,264	13,905,041	12,057,755	8,016	152,329	2,486,652	24,995,544	21,561,109
56,868	6,395,795	5,453,622	1,380	99,722	119,775	12,496,601	10,589,133
1,358,396	7,509,247	6,604,132	7,675	52,607	2,366,877	12,498,943	10,971,976
102,969	692,794	499,118	1,398	13,845	246,578	1,858,586	1,341,963
2,520	204,006	153,583	110	8,798	9,482	757,767	576,443
100,449	488,788	345,535	1,327	5,047	237,096	1,100,819	765,520
62,966	1,365,677	1,209,995	205	2,879	55,612	979,919	869,216
3,370	386,920	331,748	26	1,349	1,676	273,658	236,536
59,596	978,757	878,248	197	1,530	53,936	706,261	632,681
2,596,385	11,848,038	8,613,701	9,694	69,616	2,279,923	12,310,355	9,155,719
34,311	4,434,353	3,585,225	942	28,119	40,253	5,800,567	4,764,713
2,562,074	7,413,685	5,028,476	9,291	41,497	2,239,670	6,509,789	4,391,006
3,573,115	21,525,302	14,041,834	99,723	230,537	3,231,549	18,112,028	11,780,496
99,118	6,133,884	4,453,092	5,925	23,586	74,128	4,679,872	3,401,841
3,473,997	15,391,418	9,588,742	96,660	206,951	3,157,421	13,432,156	8,378,655
1,692,865	9,322,659	6,000,556	17,236	65,187	2,476,090	12,337,602	7,966,730
37,952	3,754,949	2,564,822	3,212	14,816	44,091	4,413,740	3,023,515
1,654,913	5,567,710	3,435,735	15,863	50,371	2,431,999	7,923,863	4,943,215
3,148,153	32,159,786	21,937,985	100,038	370,616	3,209,862	28,699,419	19,476,235
124,513	12,291,224	9,279,442	6,031	43,636	95,949	9,711,801	7,314,715
3,023,640	19,868,563	12,658,543	98,975	326,980	3,113,913	18,987,618	12,161,520
1,207,636	77,519,704	59,610,277	9,688	857,806	1,467,424	96,922,513	74,242,966
665,760	73,316,596	56,933,358	5,227	780,557	855,607	92,162,446	71,223,315
541,876	4,203,108	2,676,919	5,630	77,249	611,817	4,760,067	3,019,651
9,435,975	50,328,690	37,311,932	131,730	573,293	11,538,602	60,488,019	44,961,027
199,321	24,429,707	19,640,782	5,860	172,766	242,706	29,406,825	23,744,838
9,236,654	25,898,983	17,671,150	129,545	400,527	11,295,896	31,081,193	21,216,189
1,023,686	10,393,043	7,177,709	113,627	206,319	837,615	8,375,107	5,755,173
493	18,475	13,653	29	118	276	16,437	12,200
1,023,193	10,374,568	7,164,056	113,610	206,201	837,339	8,358,671	5,742,973
2,544,054	26,807,881	18,611,028	363,707	659,122	2,423,503	25,360,436	17,593,960
2,231	157,402	124,370	282	360	1,611	116,453	92,840
2,541,823	26,650,479	18,486,658	363,612	658,762	2,421,892	25,243,983	17,501,120
1,741,825	18,927,860	12,940,123	192,598	402,553	1,727,840	18,150,960	12,389,691
3,721	441,833	345,729	340	1,841	4,234	573,663	448,558
1,738,104	18,486,027	12,594,394	192,518	400,712	1,723,606	17,577,297	11,941,133
1,364,858	74,686,246	56,722,001	199,909	573,635	2,212,347	101,442,941	76,798,106
87,000	51,195,931	41,045,250	48,655	76,259	117,710	68,123,098	54,613,905
1,277,858	23,490,314	15,676,751	190,787	497,376	2,094,637	33,319,843	22,184,201
253,646	7,810,394	5,444,394	12,221	37,138	260,741	7,254,342	5,027,251
13,400	4,220,855	3,335,847	1,127	4,646	11,616	3,725,619	2,946,333
240,246	3,589,539	2,108,547	12,093	32,492	249,125	3,528,723	2,080,919
1,846,875	29,331,417	19,074,827	112,423	335,777	2,242,521	34,647,347	22,560,881
5,582	997,034	782,293	907	2,520	6,647	1,154,105	903,243
1,841,293	28,334,383	18,292,534	112,344	333,257	2,235,874	33,493,242	21,657,637
89,103	1,085,352	659,264	3,556	9,590	109,959	1,187,830	726,749
3,313	417,620	297,319	287	1,357	4,080	473,922	334,659
85,790	667,733	361,946	3,505	8,233	105,879	713,908	392,089
721,796	11,256,454	7,805,235	124,827	169,857	746,323	10,703,927	7,439,059
263	112,995	90,253	151	178	248	155,486	124,776
721,533	11,143,459	7,714,981	124,770	169,679	746,075	10,548,441	7,314,283
6,215	98,429	64,959	602	1,214	8,458	83,355	54,338
425	27,829	21,653	15	189	226	16,692	10,621
5,790	70,600	43,305	590	1,025	8,232	66,663	43,717
10,003,217	94,940,363	63,412,668	495,829	1,226,407	12,194,896	112,510,175	76,460,945
46,659	11,369,474	8,970,503	6,479	29,278	54,098	14,893,512	11,775,813
9,956,558	83,570,889	54,442,165	495,344	1,207,129	12,140,798	97,616,663	64,685,131
1,501,738	21,545,106	14,721,089	100,610	361,929	1,404,671	19,287,475	13,137,861
48,982	7,595,358	5,886,093	2,653	14,005	40,929	6,437,079	4,986,286
1,452,756	13,949,748	8,834,996	100,536	347,924	1,363,742	12,850,397	8,151,575

Note : Based on the Treatment Month (excluding herbal medicine,including pharmacy in Treatment Days Treatment Amount and Benefit Amount)

구 분 Division			65 ~ 69세					70세 ~	
			진료실인원 Patients	내원일수 Visits	급여일수 Reimbursed Days	진료비 Medical Expense	급여비 Benefit	진료실인원 Patients	내원일수 Visits
121	계	S.T	11,303	284,751	3,419,289	39,563,201	33,772,094	16,574	495,751
	입원	I.P	2,059	214,112	239,625	23,347,159	19,517,266	3,466	391,376
	외래	O.P	10,624	70,639	3,179,664	16,216,042	14,254,827	15,274	104,375
122	계	S.T	2,487	17,453	407,069	2,739,839	1,930,551	5,150	43,816
	입원	I.P	154	8,398	9,748	813,655	629,500	342	25,095
	외래	O.P	2,392	9,055	397,321	1,926,185	1,301,051	4,909	18,721
123	계	S.T	136	3,909	40,270	743,301	657,803	87	2,833
	입원	I.P	23	2,756	3,034	295,605	257,046	17	2,041
	외래	O.P	124	1,153	37,236	447,696	400,757	76	792
124	계	S.T	7,401	55,449	1,617,875	9,957,827	7,414,076	6,343	48,833
	입원	I.P	785	24,724	33,642	5,091,828	4,148,286	808	24,477
	외래	O.P	7,032	30,725	1,584,233	4,865,999	3,265,790	5,936	24,356
125	계	S.T	72,508	167,423	2,519,107	12,244,330	8,139,189	59,003	138,913
	입원	I.P	2,924	12,167	34,993	2,368,348	1,721,991	1,529	6,427
	외래	O.P	71,021	155,256	2,484,114	9,875,982	6,417,198	58,101	132,486
126	계	S.T	16,653	65,056	2,627,917	11,903,879	7,716,869	16,159	64,884
	입원	I.P	2,451	12,887	34,834	3,582,936	2,470,434	2,243	11,863
	외래	O.P	15,609	52,169	2,593,083	8,320,944	5,246,436	15,110	53,021
127	계	S.T	78,264	310,593	2,950,258	22,313,770	15,393,842	66,276	280,679
	입원	I.P	3,995	28,626	64,061	6,223,325	4,699,560	2,960	22,704
	외래	O.P	77,591	281,967	2,886,197	16,090,446	10,694,282	65,712	257,975
128	계	S.T	9,373	919,080	1,495,175	102,294,740	78,125,578	10,663	1,077,481
	입원	I.P	5,320	852,549	920,991	97,949,052	75,350,528	6,481	1,006,148
	외래	O.P	5,106	66,531	574,184	4,345,688	2,775,050	5,322	71,333
129	계	S.T	125,888	564,165	12,171,742	58,726,758	43,778,442	127,681	611,079
	입원	I.P	4,629	158,662	215,394	26,478,624	21,338,521	4,380	165,597
	외래	O.P	124,106	405,503	11,956,348	32,248,134	22,439,921	125,903	445,482
130	계	S.T	77,053	150,836	609,814	5,909,909	4,404,289	59,334	124,314
	입원	I.P	29	64	157	19,438	14,945	33	50
	외래	O.P	77,036	150,772	609,657	5,890,471	4,389,343	59,319	124,264
131	계	S.T	277,581	566,257	2,027,558	20,788,537	16,029,891	231,975	529,865
	입원	I.P	267	342	1,737	125,074	99,512	219	379
	외래	O.P	277,496	565,915	2,025,821	20,663,463	15,930,379	231,899	529,486
132	계	S.T	151,048	353,458	1,508,834	15,127,852	11,226,452	128,439	337,960
	입원	I.P	309	1,804	3,835	549,596	428,483	287	1,730
	외래	O.P	150,999	351,654	1,504,999	14,578,256	10,797,969	128,375	336,230
133	계	S.T	239,956	748,100	2,928,236	120,724,705	92,698,005	258,234	875,109
	입원	I.P	58,314	90,832	140,965	81,158,786	65,072,619	67,333	104,900
	외래	O.P	228,869	657,268	2,787,271	39,565,920	27,625,386	245,319	770,209
134	계	S.T	8,047	23,736	187,809	4,630,017	3,234,381	5,367	16,311
	입원	I.P	743	2,821	7,092	2,343,813	1,858,108	523	2,047
	외래	O.P	7,953	20,915	180,717	2,286,204	1,376,273	5,291	14,264
135	계	S.T	100,806	344,963	2,321,922	33,595,059	22,431,653	95,847	366,655
	입원	I.P	853	2,268	5,554	1,075,520	844,577	892	2,264
	외래	O.P	100,743	342,695	2,316,368	32,519,539	21,587,076	95,784	364,391
136	계	S.T	2,936	8,130	110,420	1,017,145	623,802	2,602	7,389
	입원	I.P	219	1,038	3,278	350,072	250,985	186	964
	외래	O.P	2,905	7,092	107,142	667,073	372,817	2,567	6,425
137	계	S.T	90,183	132,336	615,854	8,311,017	5,943,638	67,825	108,561
	입원	I.P	177	253	397	194,585	154,984	169	193
	외래	O.P	90,124	132,083	615,457	8,116,432	5,788,654	67,781	108,368
138	계	S.T	551	1,099	7,988	84,609	55,896	551	1,947
	입원	I.P	16	68	291	12,324	8,682	9	569
	외래	O.P	537	1,031	7,697	72,286	47,214	543	1,378
139	계	S.T	422,883	1,193,955	12,480,671	109,124,075	77,325,258	374,635	1,194,589
	입원	I.P	5,885	17,780	49,077	13,761,471	10,899,830	5,332	16,417
	외래	O.P	422,478	1,176,175	12,431,594	95,362,604	66,425,428	374,234	1,178,172
140	계	S.T	74,580	299,987	1,132,312	14,467,959	10,403,121	62,722	273,446
	입원	I.P	1,731	9,749	28,355	4,318,504	3,348,238	1,217	7,284
	외래	O.P	74,506	290,238	1,103,957	10,149,455	7,054,884	62,668	266,162

주 : 수진기준 (한의분류 제외, 급여일수, 진료비와 급여비는 약국포함)

연령별 급여현황(총계) <계속>

Disease Categories by Age(Total) <Cont'd>

(단위 : 명, 일, 천원)

Unit : Person, Day, KRW 1,000

74세			75세이상				
급여일수 Reimbursed Days	진료비 Medical Expense	급여비 Benefit	진료실인원 Patients	내원일수 Visits	급여일수 Reimbursed Days	진료비 Medical Expense	급여비 Benefit
4,837,067	61,942,610	52,473,252	61,780	3,636,173	16,492,685	359,893,871	297,760,431
431,249	39,859,329	33,166,358	20,543	3,311,894	3,450,908	297,008,898	242,937,115
4,405,818	22,083,281	19,306,894	49,907	324,279	13,041,777	62,884,973	54,823,316
873,394	5,949,470	4,140,294	39,265	617,576	6,989,489	66,395,953	47,659,800
27,679	2,084,757	1,557,433	4,131	471,352	494,278	37,618,674	27,946,962
845,715	3,864,713	2,582,861	36,038	146,224	6,495,211	28,777,279	19,712,838
21,583	384,957	331,260	115	4,233	25,780	467,258	386,920
2,180	191,529	156,462	29	3,669	3,867	330,645	267,669
19,403	193,428	174,798	98	564	21,913	136,613	119,251
1,224,188	9,436,448	7,207,422	12,445	126,330	1,951,229	24,149,522	19,028,570
35,140	5,733,164	4,719,029	2,173	84,931	110,551	18,123,775	14,921,278
1,189,048	3,703,284	2,488,393	11,069	41,399	1,840,678	6,025,747	4,107,292
2,120,829	9,373,127	6,259,543	101,746	255,209	3,663,669	16,591,858	11,398,168
18,084	1,259,454	919,533	2,899	16,334	2,703,098	2,703,098	1,984,772
2,102,745	8,113,672	5,340,011	99,970	238,875	3,627,237	13,888,760	9,413,396
2,606,478	11,837,549	7,748,185	33,341	161,809	5,401,021	28,340,056	19,121,572
32,570	3,493,809	2,434,580	5,391	54,210	10,338,611	10,338,611	7,387,185
2,573,908	8,343,740	5,313,605	30,240	107,599	5,298,080	18,001,443	11,734,387
2,801,248	19,487,672	13,535,449	114,197	538,396	5,714,929	35,589,719	25,143,211
49,963	4,879,984	3,685,719	4,806	60,672	102,036	8,619,898	6,464,541
2,751,285	14,607,688	9,849,730	112,990	477,724	5,612,893	26,969,821	18,678,670
1,657,682	121,088,906	92,494,795	34,076	4,393,368	5,656,040	455,058,925	346,036,089
1,082,945	116,743,528	89,785,745	25,492	4,274,948	4,442,602	446,769,234	340,758,628
574,737	4,345,378	2,709,050	10,937	118,420	1,213,438	8,289,692	5,277,461
13,307,100	62,158,371	45,992,389	265,975	1,489,141	28,749,174	143,641,036	106,058,895
226,214	27,451,485	21,927,016	10,500	524,055	646,211	69,816,253	54,456,559
13,080,886	34,706,885	24,065,372	260,420	965,086	28,102,963	73,824,784	51,602,336
537,707	4,749,304	3,552,220	88,233	197,115	775,117	7,145,445	5,485,581
380	19,741	15,684	63	217	490	35,877	27,771
537,327	4,729,562	3,536,536	88,195	196,898	774,627	7,109,569	5,457,809
1,866,759	18,605,482	14,649,183	394,267	986,861	3,362,903	32,981,955	26,421,992
1,308	125,661	99,142	448	1,843	3,510	288,078	225,345
1,865,451	18,479,821	14,550,041	394,023	985,018	3,359,393	32,693,877	26,196,648
1,392,848	13,644,495	10,309,707	215,196	611,435	2,373,226	23,538,936	18,155,080
3,932	528,402	412,064	622	4,318	8,057	1,104,445	857,187
1,388,916	13,116,093	9,897,643	215,055	607,117	2,365,169	22,434,491	17,297,893
3,620,421	137,803,567	106,090,801	404,406	1,438,370	5,157,900	233,442,211	180,731,589
165,489	93,461,032	74,936,264	116,253	179,282	279,820	159,458,794	127,914,833
3,454,932	44,342,534	31,154,537	382,221	1,259,088	4,878,080	73,983,417	52,816,756
132,071	3,278,226	2,306,150	5,053	15,385	138,609	3,196,758	2,261,800
5,108	1,726,320	1,367,134	553	2,120	5,247	1,724,975	1,370,199
126,963	1,551,906	939,017	4,967	13,265	133,362	1,471,783	891,601
2,411,464	33,695,171	22,725,904	170,391	690,010	4,305,571	59,461,465	41,162,767
4,987	1,109,394	870,175	1,452	5,004	10,001	1,785,028	1,399,282
2,406,477	32,585,777	21,855,729	170,214	685,006	4,295,570	57,676,437	39,763,485
109,477	932,046	571,849	3,956	10,791	183,352	1,381,033	862,411
2,664	326,061	228,978	249	1,232	3,278	438,344	307,965
106,813	605,985	342,871	3,898	9,559	180,074	942,688	554,447
507,129	6,728,318	4,859,054	93,203	154,594	713,080	9,615,560	7,045,362
258	170,680	136,868	282	365	563	261,505	209,058
506,871	6,557,638	4,722,185	93,094	154,229	712,517	9,354,055	6,836,304
10,900	116,307	80,086	1,232	4,318	19,324	276,264	197,236
583	38,955	26,813	29	1,725	1,888	127,590	95,491
10,317	77,353	53,274	1,204	2,593	17,436	148,674	101,746
12,450,696	106,871,297	77,425,598	618,882	2,123,384	19,841,681	177,902,514	134,197,868
44,005	12,501,945	9,913,442	7,056	36,021	71,724	15,580,012	12,395,481
12,406,691	94,369,352	67,512,156	618,084	2,087,363	19,769,957	162,322,503	121,802,388
1,020,006	12,017,127	8,738,439	96,987	430,697	1,603,230	15,758,800	11,703,036
20,340	3,092,743	2,384,689	1,041	6,960	16,226	2,260,271	1,753,995
999,666	8,924,384	6,353,750	96,824	423,737	1,587,004	13,498,529	9,949,041

Note : Based on the Treatment Month (excluding herbal medicine,including pharmacy in Treatment Days Treatment Amount and Benefit Amount)

구 분 Division			총 계 G.T					0세	
			진료실인원 Patients	내원일수 Visits	급여일수 Reimbursed Days	진료비 Medical Expense	급여비 Benefit	진료실인원 Patients	내원일수 Visits
141	계 S.T		583,164	1,249,341	6,470,477	99,919,950	66,403,738	2,926	5,200
	입원 I.P		10,871	63,681	156,085	28,676,915	22,406,184	28	115
	외래 O.P		582,181	1,185,660	6,314,392	71,243,035	43,997,554	2,920	5,085
142	계 S.T		3,301,435	8,008,821	50,538,429	372,793,391	257,373,757	12,098	21,421
	입원 I.P		88,743	343,609	877,880	69,585,695	51,502,206	60	195
	외래 O.P		3,266,702	7,665,212	49,660,549	303,207,696	205,871,552	12,077	21,226
143	계 S.T		1,993	7,595	173,329	964,055	720,047	12	12
	입원 I.P		56	955	1,406	174,315	140,797	-	-
	외래 O.P		1,951	6,640	171,923	789,740	579,250	12	12
144	계 S.T		23,056	130,812	6,062,339	44,803,187	36,882,578	129	232
	입원 I.P		2,055	39,037	66,504	34,240,999	30,418,373	2	8
	외래 O.P		22,405	91,775	5,995,835	10,562,188	6,464,205	128	224
145	계 S.T		6,063,677	45,378,417	1,520,325,164	3,140,018,995	2,238,470,948	2	3
	입원 I.P		42,290	1,603,589	2,338,185	126,388,385	92,160,061	1	2
	외래 O.P		6,045,506	43,774,828	1,517,986,979	3,013,630,610	2,146,310,887	1	1
146	계 S.T		359,822	1,775,956	74,413,038	192,919,402	131,979,396	-	-
	입원 I.P		6,697	148,840	219,610	19,427,500	14,845,464	-	-
	외래 O.P		356,233	1,627,116	74,193,428	173,491,902	117,133,932	-	-
147	계 S.T		110,328	661,019	27,512,746	417,037,296	359,119,806	-	-
	입원 I.P		30,375	295,825	662,694	322,389,725	296,623,434	-	-
	외래 O.P		101,243	365,194	26,850,052	94,647,571	62,496,372	-	-
148	계 S.T		827,394	3,676,921	189,330,793	1,082,510,331	835,705,076	16	94
	입원 I.P		125,095	701,145	2,528,535	536,876,849	478,947,864	1	40
	외래 O.P		799,532	2,975,776	186,802,258	545,633,482	356,757,211	16	54
149	계 S.T		16,132	162,738	2,662,587	39,535,800	30,311,278	-	-
	입원 I.P		5,369	108,902	169,395	31,222,215	25,133,473	-	-
	외래 O.P		13,862	53,836	2,493,192	8,313,586	5,177,805	-	-
150	계 S.T		412,327	1,814,029	69,410,858	502,836,164	395,307,897	484	2,538
	입원 I.P		58,573	431,039	915,823	294,938,438	262,088,742	185	1,624
	외래 O.P		389,723	1,382,990	68,495,035	207,897,727	133,219,156	385	914
151	계 S.T		132,593	1,039,334	20,630,274	204,869,576	156,289,575	43	222
	입원 I.P		28,759	604,582	934,725	143,602,883	115,690,388	19	171
	외래 O.P		118,516	434,752	19,695,549	61,266,693	40,599,187	28	51
152	계 S.T		139,261	830,312	26,829,562	320,677,840	262,914,023	404	2,709
	입원 I.P		18,863	361,344	610,377	234,183,544	196,098,942	75	2,056
	외래 O.P		133,617	468,968	26,219,185	86,494,296	66,815,082	369	653
153	계 S.T		97,323	3,832,653	19,837,467	739,158,173	607,815,948	115	914
	입원 I.P		38,367	3,409,429	3,926,785	681,256,134	570,925,536	27	526
	외래 O.P		76,621	423,224	15,910,682	57,902,039	36,890,412	103	388
154	계 S.T		484,098	9,629,973	114,701,188	1,473,922,205	1,109,789,321	47	652
	입원 I.P		105,601	7,485,163	8,895,203	1,084,903,936	852,398,397	19	219
	외래 O.P		440,004	2,144,810	105,805,985	389,018,268	257,390,924	45	433
155	계 S.T		22,379	191,393	2,320,821	23,741,347	16,635,690	1	12
	입원 I.P		4,431	135,486	154,403	14,843,998	11,022,372	-	-
	외래 O.P		18,456	55,907	2,166,418	8,897,349	5,613,318	1	12
156	계 S.T		425,333	3,080,095	62,993,144	551,301,619	418,427,557	6	65
	입원 I.P		59,558	1,673,987	2,477,119	346,593,733	287,199,648	3	49
	외래 O.P		403,174	1,406,108	60,516,025	204,707,886	131,227,909	5	16
157	계 S.T		96,677	393,368	14,068,456	87,913,199	63,808,032	-	-
	입원 I.P		6,328	105,350	196,289	50,046,130	39,272,522	-	-
	외래 O.P		94,839	288,018	13,872,167	37,867,069	24,535,510	-	-
158	계 S.T		235,364	598,260	15,142,543	51,514,696	37,607,183	33	49
	입원 I.P		2,423	46,669	77,962	13,491,561	10,848,678	3	7
	외래 O.P		234,322	551,591	15,064,581	38,023,134	26,758,505	31	42
159	계 S.T		8,678	47,466	1,135,027	14,487,195	10,908,304	-	-
	입원 I.P		1,532	23,982	40,604	11,268,240	8,823,920	-	-
	외래 O.P		7,812	23,484	1,094,423	3,218,955	2,084,384	-	-
160	계 S.T		56,380	314,060	7,582,500	160,893,927	134,773,769	100	180
	입원 I.P		9,214	157,864	268,659	137,767,825	121,008,308	3	70
	외래 O.P		53,560	156,196	7,313,841	23,126,102	13,765,461	99	110

주 : 수진기준 (한의분류 제외, 급여일수, 진료비와 급여비는 약국포함)

연령별 급여현황(총계) <계속>

Disease Categories by Age(Total) <Cont'd>

(단위 : 명, 일, 천원)

Unit : Person, Day, KRW 1,000

0Age			1 ~ 4세				
급여일수 Reimbursed Days	진료비 Medical Expense	급여비 Benefit	진료실인원 Patients	내원일수 Visits	급여일수 Reimbursed Days	진료비 Medical Expense	급여비 Benefit
6,103	579,761	430,839	4,626	14,373	25,149	5,928,137	5,204,357
164	154,474	147,896	172	876	2,654	4,724,185	4,430,621
5,939	425,287	282,943	4,615	13,497	22,495	1,203,952	773,736
41,296	696,519	538,129	88,916	166,711	479,671	5,786,876	4,587,757
338	127,111	120,035	418	1,458	3,031	1,062,476	968,526
40,958	569,408	418,093	88,731	165,253	476,640	4,724,400	3,619,231
31	96	76	3	4	1,637	5,839	4,568
-	-	-	-	-	-	-	-
31	96	76	3	4	1,637	5,839	4,568
427	15,792	13,479	431	800	3,311	56,072	47,451
8	6,447	6,381	2	12	20	27,198	25,578
419	9,345	7,098	429	788	3,291	28,874	21,873
131	702	653	36	78	2,849	6,473	5,179
2	602	572	-	-	-	-	-
129	101	82	36	78	2,849	6,473	5,179
115	46	38	23	162	3,209	73,889	66,550
-	-	-	5	93	160	64,885	59,425
115	46	38	21	69	3,049	9,005	7,125
8	18	15	7	114	273	50,575	47,626
-	-	-	2	104	104	49,781	47,098
8	18	15	5	10	169	795	527
1,292	37,648	34,031	79	253	9,892	56,828	47,563
59	33,483	31,498	16	85	438	39,044	35,942
1,233	4,165	2,533	72	168	9,454	17,784	11,621
-	-	-	-	-	-	-	-
-	-	-	-	-	-	-	-
-	-	-	-	-	-	-	-
10,086	1,300,089	1,244,083	1,052	3,712	40,485	1,065,136	949,809
2,164	1,245,172	1,212,336	168	1,281	2,311	930,415	870,035
7,922	54,917	31,747	961	2,431	38,174	134,721	79,774
1,949	199,220	192,237	56	180	6,845	51,557	45,470
327	191,198	186,111	8	60	150	37,215	34,547
1,622	8,022	6,126	50	120	6,695	14,342	10,923
6,869	2,253,977	2,142,473	1,256	6,244	54,241	3,346,103	3,090,999
2,665	2,205,236	2,106,875	132	3,097	4,485	3,017,904	2,821,344
4,204	48,741	35,598	1,215	3,147	49,756	328,199	269,655
2,533	453,750	435,726	233	4,275	9,711	721,186	661,769
756	427,837	418,192	56	2,433	2,890	614,474	577,947
1,777	25,913	17,534	213	1,842	6,821	106,712	83,823
1,713	188,097	176,628	126	2,631	6,716	281,372	240,623
412	160,720	158,210	29	1,039	1,406	195,140	183,208
1,301	27,377	18,418	116	1,592	5,310	86,232	57,415
12	420	176	9	33	483	2,968	1,661
-	-	-	-	-	-	-	-
12	420	176	9	33	483	2,968	1,661
343	40,802	38,009	74	2,735	7,627	735,791	677,639
63	39,319	37,278	39	1,548	2,870	653,242	604,744
280	1,483	730	70	1,187	4,757	82,549	72,895
-	-	-	-	-	14	41	33
-	-	-	-	-	-	-	-
-	-	-	-	-	14	41	33
113	4,731	4,204	77	97	455	5,067	3,352
7	3,362	3,347	2	4	4	844	785
106	1,369	857	76	93	451	4,223	2,566
-	-	-	5	11	25	940	571
-	-	-	-	-	-	-	-
-	-	-	5	11	25	940	571
220	86,042	79,218	322	621	1,992	67,183	55,629
95	82,664	77,525	7	129	200	49,174	45,422
125	3,378	1,693	319	492	1,792	18,010	10,207

Note : Based on the Treatment Month (excluding herbal medicine,including pharmacy in Treatment Days Treatment Amount and Benefit Amount)

구 분 Division			5 ~ 9세					10세 ~	
			진료실인원 Patients	내원일수 Visits	급여일수 Reimbursed Days	진료비 Medical Expense	급여비 Benefit	진료실인원 Patients	내원일수 Visits
141	계	S.T	6,727	15,068	36,762	2,456,824	1,812,091	8,305	15,581
	입원	I.P	147	667	2,036	1,333,798	1,191,346	181	947
	외래	O.P	6,715	14,401	34,726	1,123,026	620,744	8,290	14,634
142	계	S.T	109,491	187,329	564,137	5,559,669	4,029,954	103,540	175,845
	입원	I.P	286	742	1,975	353,059	328,828	363	1,415
	외래	O.P	109,357	186,587	562,162	5,206,610	3,701,125	103,382	174,430
143	계	S.T	16	93	2,058	20,970	16,892	22	91
	입원	I.P	2	42	103	11,891	10,991	1	12
	외래	O.P	16	51	1,955	9,080	5,901	21	79
144	계	S.T	163	271	1,566	41,772	36,236	95	284
	입원	I.P	2	15	51	31,184	29,411	5	53
	외래	O.P	162	256	1,515	10,589	6,826	94	231
145	계	S.T	234	441	5,039	34,068	24,131	740	1,437
	입원	I.P	9	54	82	14,018	13,160	28	92
	외래	O.P	229	387	4,957	20,049	10,971	728	1,345
146	계	S.T	71	261	9,536	40,825	33,010	144	458
	입원	I.P	2	41	75	19,734	19,155	16	82
	외래	O.P	70	220	9,461	21,090	13,855	138	376
147	계	S.T	2	2	209	479	377	8	8
	입원	I.P	-	-	-	-	-	-	-
	외래	O.P	2	2	209	479	377	8	8
148	계	S.T	87	242	11,876	43,582	34,129	129	223
	입원	I.P	17	49	262	25,227	23,385	16	43
	외래	O.P	80	193	11,614	18,356	10,744	120	180
149	계	S.T	-	-	-	-	-	3	24
	입원	I.P	-	-	-	-	-	1	13
	외래	O.P	-	-	-	-	-	3	11
150	계	S.T	1,477	4,077	64,007	744,665	626,012	1,848	5,779
	입원	I.P	199	973	1,899	578,895	545,639	431	1,695
	외래	O.P	1,413	3,104	62,108	165,770	80,373	1,726	4,084
151	계	S.T	19	54	1,496	15,412	13,367	31	76
	입원	I.P	4	18	71	10,932	9,867	3	31
	외래	O.P	17	36	1,425	4,480	3,500	28	45
152	계	S.T	835	3,611	51,961	1,647,059	1,523,646	726	3,086
	입원	I.P	71	1,522	2,726	1,384,748	1,308,134	71	1,583
	외래	O.P	818	2,089	49,235	262,312	215,512	701	1,503
153	계	S.T	130	3,038	6,979	556,825	491,144	140	4,463
	입원	I.P	42	1,256	1,887	459,399	424,343	50	2,963
	외래	O.P	109	1,782	5,092	97,426	66,801	121	1,500
154	계	S.T	82	1,560	8,213	149,958	122,124	82	959
	입원	I.P	15	391	603	88,270	81,898	20	520
	외래	O.P	78	1,169	7,610	61,687	40,226	76	439
155	계	S.T	9	131	697	30,709	25,076	7	19
	입원	I.P	4	37	54	24,696	22,774	4	12
	외래	O.P	7	94	643	6,013	2,301	3	7
156	계	S.T	402	6,459	29,649	1,869,213	1,712,352	648	5,852
	입원	I.P	150	2,372	5,633	1,526,330	1,415,035	160	2,211
	외래	O.P	392	4,087	24,016	342,884	297,317	631	3,641
157	계	S.T	1	1	1	28	28	16	22
	입원	I.P	-	-	-	-	-	-	-
	외래	O.P	1	1	1	28	28	16	22
158	계	S.T	56	94	543	5,058	3,002	388	575
	입원	I.P	-	-	-	-	-	2	13
	외래	O.P	56	94	543	5,058	3,002	387	562
159	계	S.T	-	-	-	-	-	-	-
	입원	I.P	-	-	-	-	-	-	-
	외래	O.P	-	-	-	-	-	-	-
160	계	S.T	427	796	2,818	64,354	44,655	389	813
	입원	I.P	16	110	368	35,471	31,800	14	132
	외래	O.P	423	686	2,450	28,883	12,855	387	681

주 : 수진기준 (한의분류 제외, 급여일수, 진료비와 급여비는 약국포함)

연령별 급여현황(총계) <계속>

Disease Categories by Age(Total) <Cont'd>

(단위 : 명, 일, 천원)

Unit : Person, Day, KRW 1,000

14세			15 ~ 19세				
급여일수 Reimbursed Days	진료비 Medical Expense	급여비 Benefit	진료실인원 Patients	내원일수 Visits	급여일수 Reimbursed Days	진료비 Medical Expense	급여비 Benefit
51,514	1,924,496	1,358,240	14,491	26,131	96,995	3,075,110	1,957,331
2,336	782,850	718,359	271	1,339	3,444	1,075,067	815,235
49,178	1,141,646	639,880	14,468	24,792	93,551	2,000,043	1,142,096
546,427	5,444,506	3,812,367	132,308	230,771	746,787	7,926,136	5,458,040
3,128	312,595	285,390	873	3,266	7,525	633,411	487,012
543,299	5,131,910	3,526,977	131,910	227,505	739,262	7,292,725	4,971,028
1,279	9,641	6,756	15	80	1,804	7,418	4,591
18	2,860	2,746	1	4	14	811	640
1,261	6,781	4,010	14	76	1,790	6,607	3,951
3,657	45,202	37,438	78	223	3,354	126,454	117,165
286	33,403	30,460	5	60	121	118,494	113,043
3,371	11,799	6,978	73	163	3,233	7,960	4,121
19,444	90,770	60,094	3,506	9,592	164,390	629,134	390,995
180	25,981	24,146	102	409	1,211	113,362	90,400
19,264	64,789	35,948	3,475	9,183	163,179	515,771	300,595
8,663	64,569	49,590	613	1,875	39,948	241,171	158,215
195	31,603	29,549	53	242	867	100,740	82,716
8,468	32,966	20,041	593	1,633	39,081	140,431	75,499
135	1,774	1,210	20	74	931	29,701	24,747
-	-	-	5	42	76	26,021	22,717
135	1,774	1,210	19	32	855	3,679	2,030
7,735	34,819	26,380	717	1,184	16,299	170,181	120,320
407	18,782	17,400	80	171	669	90,183	75,971
7,328	16,037	8,980	655	1,013	15,630	79,998	44,349
99	6,110	5,402	25	251	3,361	62,546	49,236
18	4,757	4,553	11	146	272	50,080	42,373
81	1,353	849	23	105	3,089	12,466	6,863
75,325	2,182,619	1,944,267	4,708	12,198	121,879	4,893,942	4,326,588
3,377	1,944,079	1,830,639	817	3,281	6,226	4,424,947	4,089,947
71,948	238,539	113,628	4,448	8,917	115,653	468,995	236,641
2,082	17,963	15,569	111	268	6,211	52,598	41,965
52	13,523	12,642	10	91	197	27,608	24,352
2,030	4,440	2,927	103	177	6,014	24,990	17,613
55,085	2,002,422	1,816,660	1,181	5,756	93,930	3,031,224	2,722,190
2,609	1,459,237	1,351,955	178	2,836	4,798	2,242,358	2,050,708
52,476	543,185	464,705	1,146	2,920	89,132	788,866	671,482
11,353	1,380,933	1,251,453	262	6,377	21,534	2,027,770	1,744,860
3,715	1,290,267	1,196,055	99	4,652	6,068	1,903,492	1,679,397
7,638	90,667	55,398	217	1,725	15,466	124,277	65,463
7,733	204,534	176,338	148	2,572	16,007	561,515	451,702
821	169,052	155,394	37	1,334	1,763	482,314	407,116
6,912	35,482	20,944	132	1,238	14,244	79,201	44,586
744	5,096	4,399	26	86	430	20,563	12,354
12	4,414	4,098	10	28	56	12,669	8,812
732	682	300	18	58	374	7,894	3,543
47,444	1,692,864	1,540,332	994	7,087	66,848	1,548,272	1,351,184
4,958	1,277,589	1,183,275	181	2,375	5,464	1,102,096	988,317
42,486	415,275	357,058	947	4,712	61,384	446,176	362,867
68	926	582	66	103	1,107	11,705	7,744
-	-	-	1	7	42	5,215	3,888
68	926	582	66	96	1,065	6,490	3,856
3,546	24,252	15,948	1,509	2,366	22,764	135,403	87,608
22	2,767	2,539	7	60	147	19,927	16,252
3,524	21,485	13,409	1,509	2,306	22,617	115,476	71,356
-	-	-	15	56	1,732	30,853	22,927
-	-	-	2	26	37	26,388	20,355
-	-	-	14	30	1,695	4,465	2,573
4,018	151,648	120,711	452	1,126	10,196	188,908	139,864
262	113,917	105,163	17	213	436	130,922	111,394
3,756	37,731	15,547	448	913	9,760	57,985	28,469

Note : Based on the Treatment Month (excluding herbal medicine,including pharmacy in Treatment Days Treatment Amount and Benefit Amount)

구 분 Division			20 ~ 24세					25세 ~	
			진료실인원 Patients	내원일수 Visits	급여일수 Reimbursed Days	진료비 Medical Expense	급여비 Benefit	진료실인원 Patients	내원일수 Visits
141	계	S.T	19,286	34,478	145,053	3,369,431	2,076,802	22,025	40,386
	입원	I.P	339	1,937	4,992	834,343	582,269	380	1,838
	외래	O.P	19,257	32,541	140,061	2,535,089	1,494,533	21,991	38,548
142	계	S.T	147,345	260,703	874,193	9,674,283	6,513,014	160,225	291,670
	입원	I.P	1,179	3,909	9,873	810,726	581,199	1,558	4,421
	외래	O.P	146,807	256,794	864,320	8,863,557	5,931,815	159,583	287,249
143	계	S.T	26	50	1,135	4,573	2,976	44	97
	입원	I.P	1	1	1	184	147	2	13
	외래	O.P	25	49	1,134	4,389	2,829	43	84
144	계	S.T	92	295	6,383	111,729	99,275	133	340
	입원	I.P	8	71	167	99,562	92,827	8	54
	외래	O.P	86	224	6,216	12,167	6,449	126	286
145	계	S.T	9,891	32,655	893,432	2,059,961	1,312,783	18,893	71,220
	입원	I.P	131	606	2,162	123,036	90,881	221	982
	외래	O.P	9,851	32,049	891,270	1,936,925	1,221,901	18,803	70,238
146	계	S.T	1,237	3,596	118,021	408,789	248,650	1,543	4,762
	입원	I.P	54	251	857	95,891	72,750	68	304
	외래	O.P	1,219	3,345	117,164	312,898	175,900	1,522	4,458
147	계	S.T	61	189	4,749	123,223	108,171	143	545
	입원	I.P	11	75	179	105,310	96,544	46	247
	외래	O.P	56	114	4,570	17,913	11,626	124	298
148	계	S.T	1,704	3,184	45,971	439,533	289,741	2,494	4,557
	입원	I.P	231	491	1,905	211,974	166,952	317	689
	외래	O.P	1,558	2,693	44,066	227,559	122,789	2,294	3,868
149	계	S.T	101	826	12,742	410,791	335,935	200	1,680
	입원	I.P	39	453	1,009	362,974	310,109	77	932
	외래	O.P	95	373	11,733	47,817	25,827	186	748
150	계	S.T	6,539	14,856	159,865	5,238,703	4,502,125	7,571	18,356
	입원	I.P	844	3,180	6,544	4,592,454	4,154,276	929	4,133
	외래	O.P	6,256	11,676	153,321	646,250	347,849	7,217	14,223
151	계	S.T	272	1,279	21,866	375,659	314,011	446	1,469
	입원	I.P	28	681	924	315,329	275,930	52	421
	외래	O.P	258	598	20,942	60,330	38,081	423	1,048
152	계	S.T	1,474	6,868	150,693	3,817,794	3,381,909	1,708	7,693
	입원	I.P	227	3,013	5,991	2,571,663	2,323,352	223	3,172
	외래	O.P	1,418	3,855	144,702	1,246,131	1,058,556	1,641	4,521
153	계	S.T	432	9,458	45,447	2,503,246	2,098,567	571	16,160
	입원	I.P	157	7,226	9,329	2,302,018	1,982,796	239	12,679
	외래	O.P	371	2,232	36,118	201,228	115,771	484	3,481
154	계	S.T	327	3,333	50,114	801,940	634,941	568	6,976
	입원	I.P	85	1,827	3,051	641,899	539,482	170	4,229
	외래	O.P	304	1,506	47,063	160,041	95,458	522	2,747
155	계	S.T	58	174	1,056	66,446	49,563	75	135
	입원	I.P	18	89	168	45,826	38,889	21	37
	외래	O.P	43	85	888	20,619	10,674	56	98
156	계	S.T	1,333	6,993	108,254	1,976,153	1,655,351	1,778	11,824
	입원	I.P	256	2,718	6,607	1,453,326	1,265,882	339	5,063
	외래	O.P	1,277	4,275	101,647	522,826	389,469	1,703	6,761
157	계	S.T	133	351	7,251	76,727	55,743	219	500
	입원	I.P	8	81	151	40,429	31,253	13	104
	외래	O.P	130	270	7,100	36,298	24,490	214	396
158	계	S.T	2,321	3,667	44,245	238,291	156,662	3,052	5,157
	입원	I.P	11	138	208	47,771	39,658	22	369
	외래	O.P	2,317	3,529	44,037	190,519	117,004	3,041	4,788
159	계	S.T	28	133	2,250	41,475	30,060	52	113
	입원	I.P	7	62	133	34,957	26,719	7	29
	외래	O.P	26	71	2,117	6,518	3,341	47	84
160	계	S.T	702	2,166	19,155	978,099	822,756	814	2,470
	입원	I.P	50	832	1,513	881,481	774,662	66	841
	외래	O.P	685	1,334	17,642	96,617	48,094	792	1,629

주 : 수진기준 (한의분류 제외, 급여일수, 진료비와 급여비는 약국포함)

연령별 급여현황(총계) <계속>

Disease Categories by Age(Total) <Cont'd>

(단위 : 명, 일, 천원)

Unit : Person, Day, KRW 1,000

29세			30 ~ 34세				
급여일수 Reimbursed Days	진료비 Medical Expense	급여비 Benefit	진료실인원 Patients	내원일수 Visits	급여일수 Reimbursed Days	진료비 Medical Expense	급여비 Benefit
178,906	3,366,117	2,134,648	21,382	40,456	189,124	3,149,585	2,024,883
4,896	731,257	492,013	368	1,914	4,712	602,801	428,546
174,010	2,634,860	1,642,635	21,356	38,542	184,412	2,546,784	1,596,336
1,021,947	11,555,017	7,775,458	150,369	288,641	1,106,469	12,304,149	8,313,721
12,330	1,012,394	731,695	2,186	6,239	16,824	1,330,518	990,906
1,009,617	10,542,623	7,043,762	149,449	282,402	1,089,645	10,973,631	7,322,816
1,026	12,462	8,781	43	84	2,355	9,102	6,046
20	3,570	2,657	-	-	-	-	-
1,006	8,892	6,123	43	84	2,355	9,102	6,046
14,173	106,959	92,250	164	440	19,249	49,273	32,918
129	83,718	78,601	6	19	53	7,866	6,169
14,044	23,241	13,649	162	421	19,196	41,408	26,749
2,141,213	4,602,127	3,097,342	41,705	193,500	6,495,882	13,249,166	9,069,533
4,584	176,767	129,849	366	1,095	6,156	269,357	202,525
2,136,629	4,425,361	2,967,494	41,577	192,405	6,489,726	12,979,809	8,867,008
184,572	563,183	351,533	2,865	9,523	414,606	1,223,796	797,933
1,022	112,127	84,879	107	524	1,631	192,078	143,954
183,550	451,057	266,654	2,826	8,999	412,975	1,031,719	653,979
15,357	353,270	302,907	384	2,066	72,987	1,589,332	1,382,309
650	291,478	262,856	153	893	2,909	1,303,887	1,196,819
14,707	61,792	40,051	352	1,173	70,078	285,445	185,489
75,023	772,649	542,925	3,633	7,981	191,491	1,817,040	1,341,622
2,761	405,510	332,988	650	1,502	6,490	1,053,747	889,474
72,262	367,139	209,937	3,270	6,479	185,001	763,293	452,147
27,530	562,615	438,520	257	1,913	31,453	599,619	459,520
1,822	466,969	386,346	82	1,057	1,925	484,374	394,313
25,708	95,646	52,174	236	856	29,528	115,245	65,208
230,810	5,336,666	4,532,228	7,705	20,854	307,821	6,545,733	5,555,856
8,419	4,497,891	4,072,789	1,099	5,180	10,554	5,524,458	4,988,572
222,391	838,774	459,439	7,323	15,674	297,267	1,021,276	567,285
42,480	357,745	272,582	767	2,909	81,819	707,763	533,971
866	220,862	185,800	111	929	2,081	448,105	365,605
41,614	136,883	86,782	724	1,980	79,738	259,659	168,366
180,756	3,846,909	3,386,300	2,240	10,322	286,477	4,836,356	4,223,936
5,996	2,591,107	2,332,474	276	3,700	7,090	2,923,939	2,624,347
174,760	1,255,802	1,053,825	2,173	6,622	279,387	1,912,418	1,599,588
71,321	4,693,771	4,015,520	923	26,820	132,503	6,694,221	5,689,405
16,383	4,403,952	3,845,482	379	21,993	27,812	6,213,860	5,402,057
54,938	289,819	170,038	779	4,827	104,691	480,361	287,349
100,847	1,446,753	1,098,720	1,073	15,600	213,808	3,163,231	2,407,067
6,829	1,130,765	906,900	327	10,466	16,125	2,480,966	1,983,660
94,018	315,988	191,820	993	5,134	197,683	682,265	423,408
1,540	32,624	18,210	138	331	4,473	72,064	43,067
95	16,249	10,472	42	141	303	41,721	27,042
1,445	16,375	7,738	102	190	4,170	30,343	16,025
152,458	2,725,495	2,250,521	2,860	16,218	259,099	4,375,288	3,559,664
11,146	1,970,133	1,701,608	583	7,283	17,016	3,217,099	2,777,745
141,312	755,362	548,913	2,720	8,935	242,083	1,158,188	781,919
11,916	107,513	76,172	324	742	20,492	134,408	93,801
635	67,676	51,746	15	116	392	70,685	54,426
11,281	39,837	24,427	320	626	20,100	63,723	39,375
65,878	380,181	275,101	3,541	6,592	93,085	506,552	369,322
757	122,055	106,339	31	555	1,214	166,279	142,980
65,121	258,126	168,762	3,529	6,037	91,871	340,273	226,342
2,549	25,857	18,878	69	293	6,237	93,050	69,360
160	17,086	13,651	10	116	194	75,073	58,039
2,389	8,771	5,227	63	177	6,043	17,976	11,321
33,426	942,436	786,724	929	3,042	56,820	1,797,904	1,545,600
1,690	798,758	708,268	113	1,143	2,409	1,597,539	1,431,440
31,736	143,677	78,456	885	1,899	54,411	200,365	114,160

Note : Based on the Treatment Month (excluding herbal medicine,including pharmacy in Treatment Days Treatment Amount and Benefit Amount)

구 분 Division			35 ~ 39세					40세 ~	
			진료실인원 Patients	내원일수 Visits	급여일수 Reimbursed Days	진료비 Medical Expense	급여비 Benefit	진료실인원 Patients	내원일수 Visits
141	계 S.T		27,350	56,723	283,516	4,566,944	2,981,662	27,274	61,143
	입원 I.P		622	3,244	8,177	1,059,495	789,666	707	3,793
	외래 O.P		27,289	53,479	275,339	3,507,448	2,191,996	27,226	57,350
142	계 S.T		192,635	395,287	1,672,241	17,654,478	11,899,160	189,366	417,482
	입원 I.P		3,676	11,406	30,059	2,334,095	1,730,927	4,655	14,961
	외래 O.P		191,194	383,881	1,642,182	15,320,383	10,168,233	187,510	402,521
143	계 S.T		87	215	3,831	27,230	20,057	83	164
	입원 I.P		3	9	21	2,923	2,094	6	18
	외래 O.P		85	206	3,810	24,308	17,963	78	146
144	계 S.T		381	1,428	59,396	514,614	435,606	661	2,912
	입원 I.P		28	402	731	417,324	380,906	46	496
	외래 O.P		372	1,026	58,665	97,290	54,701	652	2,416
145	계 S.T		113,449	623,733	22,356,223	43,787,932	30,152,547	223,973	1,362,648
	입원 I.P		800	2,784	14,642	563,631	414,519	1,157	4,397
	외래 O.P		113,195	620,949	22,341,581	43,224,302	29,738,028	223,636	1,358,251
146	계 S.T		6,696	23,443	1,144,031	2,860,548	1,863,786	11,073	40,229
	입원 I.P		184	858	2,909	312,130	235,705	190	973
	외래 O.P		6,624	22,585	1,141,122	2,548,417	1,628,081	11,009	39,256
147	계 S.T		1,249	6,836	290,015	5,079,270	4,390,079	2,882	15,561
	입원 I.P		429	2,588	8,387	3,983,013	3,671,829	930	5,479
	외래 O.P		1,162	4,248	281,628	1,096,257	718,250	2,745	10,082
148	계 S.T		8,014	22,818	763,071	6,040,660	4,586,196	14,589	49,310
	입원 I.P		1,606	4,841	20,727	3,521,839	3,024,101	3,178	10,262
	외래 O.P		7,308	17,977	742,344	2,518,821	1,562,094	13,469	39,048
149	계 S.T		400	2,597	58,722	744,795	567,063	426	3,148
	입원 I.P		115	1,169	2,531	555,128	459,310	122	1,542
	외래 O.P		379	1,428	56,191	189,667	107,753	396	1,606
150	계 S.T		11,439	33,525	709,737	10,262,285	8,593,042	13,686	45,417
	입원 I.P		1,691	6,691	16,585	8,252,583	7,439,789	2,101	9,436
	외래 O.P		10,874	26,834	693,152	2,009,702	1,153,253	13,003	35,981
151	계 S.T		1,599	6,045	195,176	1,580,797	1,220,152	2,081	8,274
	입원 I.P		208	1,781	3,975	963,304	817,604	258	2,342
	외래 O.P		1,529	4,264	191,201	617,492	402,548	1,973	5,932
152	계 S.T		3,532	19,070	552,058	9,840,649	8,654,749	4,687	21,841
	입원 I.P		499	7,833	13,746	6,336,408	5,714,536	525	6,930
	외래 O.P		3,409	11,237	538,312	3,504,241	2,940,213	4,560	14,911
153	계 S.T		2,007	60,724	338,034	16,649,627	14,094,463	3,506	123,429
	입원 I.P		860	49,935	65,256	15,454,192	13,371,250	1,539	105,790
	외래 O.P		1,695	10,789	272,778	1,195,435	723,214	2,927	17,639
154	계 S.T		2,739	33,457	607,154	7,493,450	5,712,284	5,278	65,597
	입원 I.P		713	20,397	31,384	5,544,109	4,483,422	1,321	41,069
	외래 O.P		2,572	13,060	575,770	1,949,341	1,228,863	4,967	24,528
155	계 S.T		263	482	9,874	125,516	77,653	404	846
	입원 I.P		62	117	366	55,293	38,203	100	200
	외래 O.P		208	365	9,508	70,224	39,450	315	646
156	계 S.T		5,859	32,281	580,301	8,899,053	7,149,963	9,389	52,176
	입원 I.P		1,243	15,779	35,403	6,616,925	5,676,478	1,904	24,571
	외래 O.P		5,534	16,502	544,898	2,282,129	1,473,485	8,865	27,605
157	계 S.T		839	2,042	68,390	296,006	204,785	1,715	4,527
	입원 I.P		22	189	415	96,116	78,026	54	466
	외래 O.P		831	1,853	67,975	199,890	126,759	1,697	4,061
158	계 S.T		5,909	10,947	190,188	862,857	627,188	8,506	17,853
	입원 I.P		41	595	1,301	214,992	177,191	81	1,161
	외래 O.P		5,895	10,352	188,887	647,865	449,997	8,485	16,692
159	계 S.T		138	420	10,087	110,983	78,848	183	878
	입원 I.P		18	165	293	81,473	61,385	26	372
	외래 O.P		126	255	9,794	29,510	17,464	176	506
160	계 S.T		1,518	6,007	120,846	2,975,663	2,492,121	2,022	8,851
	입원 I.P		199	2,625	5,351	2,554,939	2,253,293	314	3,617
	외래 O.P		1,460	3,382	115,495	420,724	238,828	1,939	5,234

주 : 수진기준 (한의분류 제외, 급여일수, 진료비와 급여비는 약국포함)

연령별 급여현황(총계) <계속>

Disease Categories by Age(Total) <Cont'd>

(단위 : 명, 일, 천원)

Unit : Person, Day, KRW 1,000

44세			45세 ~ 49세				
급여일수 Reimbursed Days	진료비 Medical Expense	급여비 Benefit	진료실인원 Patients	내원일수 Visits	급여일수 Reimbursed Days	진료비 Medical Expense	급여비 Benefit
333,682	4,803,582	3,111,652	33,093	76,409	438,376	6,083,375	3,917,817
9,561	1,185,325	869,953	951	5,443	13,229	1,570,652	1,160,135
324,121	3,618,257	2,241,699	33,025	70,966	425,147	4,512,723	2,757,682
2,042,847	19,450,438	13,072,442	236,752	550,763	2,951,311	26,432,740	17,777,905
40,800	3,113,569	2,292,649	7,309	24,844	66,871	5,072,552	3,729,805
2,002,047	16,336,869	10,779,793	233,947	525,919	2,884,440	21,360,189	14,048,101
4,259	23,580	17,831	144	402	9,861	42,069	29,984
39	4,892	3,833	-	-	-	-	-
4,220	18,688	13,998	144	402	9,861	42,069	29,984
154,040	1,003,185	839,823	1,593	7,920	419,169	2,914,169	2,458,971
993	780,262	712,145	131	1,607	3,328	2,321,581	2,116,390
153,047	222,923	127,678	1,566	6,313	415,841	592,587	342,581
50,112,554	94,954,967	65,834,909	435,383	2,849,665	105,736,991	196,781,282	137,111,930
25,600	690,300	516,543	1,848	6,551	41,345	1,039,652	778,333
50,086,954	94,264,667	65,318,366	434,800	2,843,114	105,695,646	195,741,630	136,333,597
2,101,285	4,799,490	3,157,973	19,595	75,624	3,924,479	8,692,243	5,765,218
3,307	309,071	237,962	250	1,269	4,157	456,600	360,025
2,097,978	4,490,419	2,920,011	19,492	74,355	3,920,322	8,235,643	5,405,193
721,541	11,576,557	9,990,740	6,433	33,437	1,639,315	24,985,898	21,527,870
17,454	8,887,329	8,227,005	1,886	11,410	36,606	19,085,812	17,650,868
704,087	2,689,228	1,763,735	6,073	22,027	1,602,709	5,900,086	3,877,002
2,044,131	15,287,821	11,878,168	30,655	113,500	5,474,504	37,341,615	29,221,233
50,412	9,037,813	7,908,623	6,207	21,512	105,453	21,237,198	18,858,313
1,993,719	6,250,008	3,969,546	28,900	91,988	5,369,051	16,104,417	10,362,920
63,971	1,060,333	839,928	627	4,397	104,682	1,398,823	1,074,485
3,219	857,138	724,052	180	1,985	4,254	1,055,286	874,701
60,752	203,195	115,876	590	2,412	100,428	343,537	199,785
1,228,933	14,054,382	11,711,412	19,995	72,173	2,401,071	23,416,437	19,403,246
23,371	10,912,973	9,859,546	3,172	13,769	38,077	17,533,526	15,867,472
1,205,562	3,141,410	1,851,866	18,979	58,404	2,362,994	5,882,911	3,535,775
279,838	2,254,125	1,750,077	3,535	14,270	510,657	3,399,734	2,575,999
5,604	1,425,705	1,221,076	448	3,826	9,001	1,891,108	1,591,940
274,234	828,420	529,001	3,351	10,444	501,656	1,508,626	984,059
843,786	8,761,753	7,564,800	7,454	37,989	1,425,765	16,941,025	14,834,791
14,166	5,044,226	4,508,602	902	12,817	24,471	11,742,304	10,642,745
829,620	3,717,528	3,056,197	7,248	25,172	1,401,294	5,198,721	4,192,046
668,244	31,867,447	26,851,570	6,299	205,502	1,280,100	52,488,289	44,309,854
132,081	29,764,404	25,561,103	2,646	174,333	218,092	48,556,240	41,861,628
536,163	2,103,044	1,290,468	5,289	31,169	1,062,008	3,932,049	2,448,227
1,219,547	13,922,677	10,491,573	11,769	143,291	2,777,131	29,192,966	21,881,308
61,541	9,934,189	7,931,592	2,737	87,902	132,642	19,976,444	15,919,700
1,158,006	3,988,487	2,559,981	11,158	55,389	2,644,489	9,216,522	5,961,607
18,628	213,398	131,294	735	2,447	48,999	483,722	320,019
618	103,686	69,167	190	1,002	1,835	249,085	182,311
18,010	109,712	62,127	570	1,445	47,164	234,637	137,708
1,008,465	13,907,319	11,117,416	17,403	94,480	2,112,673	24,889,495	19,746,640
53,714	10,198,352	8,756,994	3,379	43,118	95,085	17,785,082	15,267,624
954,751	3,708,967	2,360,422	16,549	51,362	2,017,588	7,104,413	4,479,016
183,141	731,978	509,042	3,867	11,295	483,069	1,832,755	1,272,514
1,207	265,063	209,993	103	1,046	2,270	618,213	487,392
181,934	466,916	299,049	3,829	10,249	480,799	1,214,542	785,122
356,114	1,356,180	979,242	14,018	30,544	739,757	2,516,156	1,823,486
2,095	333,514	274,562	115	1,831	3,123	563,624	463,245
354,019	1,022,666	704,680	13,982	28,713	736,634	1,952,531	1,360,240
21,933	273,622	211,315	348	1,756	42,434	577,845	435,409
588	210,227	172,812	67	744	1,355	468,444	367,663
21,345	63,394	38,503	315	1,012	41,079	109,401	67,746
222,528	4,086,607	3,391,459	3,091	13,733	362,378	7,559,001	6,350,865
8,303	3,377,903	2,974,153	498	5,746	12,503	6,430,949	5,691,093
214,225	708,704	417,306	2,966	7,987	349,875	1,128,051	659,772

Note : Based on the Treatment Month (excluding herbal medicine,including pharmacy in Treatment Days Treatment Amount and Benefit Amount)

구 분 Division			50 ~ 54세					55세 ~	
			진료실인원 Patients	내원일수 Visits	급여일수 Reimbursed Days	진료비 Medical Expense	급여비 Benefit	진료실인원 Patients	내원일수 Visits
141	계	S.T	38,880	90,500	540,694	7,478,549	4,797,709	51,656	119,532
	입원	I.P	1,211	7,041	17,294	2,178,276	1,592,214	1,551	9,086
	외래	O.P	38,790	83,459	523,400	5,300,274	3,205,495	51,544	110,446
142	계	S.T	264,808	653,491	3,818,811	32,305,427	21,689,775	315,275	808,970
	입원	I.P	9,452	32,664	90,021	6,819,103	5,016,756	12,547	46,235
	외래	O.P	261,185	620,827	3,728,790	25,486,324	16,673,019	310,577	762,735
143	계	S.T	197	585	15,602	75,029	54,470	260	891
	입원	I.P	2	23	84	10,129	7,613	5	26
	외래	O.P	196	562	15,518	64,900	46,858	257	865
144	계	S.T	2,059	10,397	584,567	3,368,646	2,779,906	2,864	15,767
	입원	I.P	146	1,804	3,869	2,489,001	2,259,611	208	3,515
	외래	O.P	2,031	8,593	580,698	879,646	520,295	2,821	12,252
145	계	S.T	648,592	4,418,367	163,137,582	303,597,773	212,219,824	897,304	6,321,401
	입원	I.P	2,707	11,204	64,451	1,359,740	1,028,676	3,748	22,483
	외래	O.P	647,802	4,407,163	163,073,131	302,238,033	211,191,148	896,160	6,298,918
146	계	S.T	28,519	116,808	5,893,144	13,050,338	8,690,586	42,162	178,500
	입원	I.P	310	1,808	5,694	528,605	413,152	429	2,613
	외래	O.P	28,381	115,000	5,887,450	12,521,733	8,277,435	41,976	175,887
147	계	S.T	10,155	53,610	2,645,232	38,295,963	32,954,008	14,674	75,966
	입원	I.P	2,773	18,539	54,715	29,028,189	26,847,705	3,730	25,715
	외래	O.P	9,646	35,071	2,590,517	9,267,774	6,106,303	13,933	50,251
148	계	S.T	54,593	210,816	11,061,068	68,158,224	53,093,963	97,477	392,419
	입원	I.P	9,952	35,936	174,928	36,410,379	32,497,302	16,426	62,602
	외래	O.P	52,155	174,880	10,886,140	31,747,845	20,596,661	94,094	329,817
149	계	S.T	708	4,325	117,085	1,212,866	928,875	908	5,470
	입원	I.P	171	1,846	3,860	853,258	709,872	221	2,362
	외래	O.P	657	2,479	113,225	359,608	219,003	835	3,108
150	계	S.T	25,862	99,606	3,732,114	31,018,848	25,411,826	39,364	160,197
	입원	I.P	3,832	18,225	50,943	21,689,542	19,654,777	5,554	26,433
	외래	O.P	24,668	81,381	3,681,171	9,329,306	5,757,050	37,702	133,764
151	계	S.T	4,909	20,993	750,561	5,296,592	4,071,136	7,786	35,224
	입원	I.P	636	6,167	13,313	3,074,263	2,609,459	1,026	10,828
	외래	O.P	4,659	14,826	737,248	2,222,330	1,461,677	7,348	24,396
152	계	S.T	9,939	48,298	1,910,815	18,748,258	16,207,586	14,272	70,521
	입원	I.P	1,083	14,942	29,048	12,230,418	11,007,914	1,563	21,867
	외래	O.P	9,671	33,356	1,881,767	6,517,839	5,199,671	13,887	48,654
153	계	S.T	9,205	300,286	1,930,178	69,036,510	57,678,517	13,104	436,234
	입원	I.P	3,480	256,200	312,675	63,361,756	54,093,481	4,561	372,100
	외래	O.P	7,758	44,086	1,617,503	5,674,753	3,585,035	11,101	64,134
154	계	S.T	21,926	262,018	5,282,617	52,185,874	39,040,520	39,347	493,242
	입원	I.P	4,670	163,629	237,426	34,519,988	27,453,593	7,545	310,454
	외래	O.P	20,806	98,389	5,045,191	17,665,887	11,586,926	37,382	182,788
155	계	S.T	1,133	3,828	85,728	692,668	453,430	1,946	7,810
	입원	I.P	249	1,544	2,788	319,501	227,244	387	3,518
	외래	O.P	911	2,284	82,940	373,166	226,186	1,608	4,292
156	계	S.T	29,913	163,977	3,817,656	39,523,200	30,954,865	50,603	275,180
	입원	I.P	5,373	75,110	158,471	27,314,993	23,302,109	8,153	119,322
	외래	O.P	28,427	88,867	3,659,185	12,208,207	7,652,756	48,264	155,858
157	계	S.T	7,112	21,764	895,915	3,661,101	2,573,194	12,606	41,115
	입원	I.P	236	2,421	5,772	1,418,696	1,121,901	457	5,054
	외래	O.P	7,050	19,343	890,143	2,242,404	1,451,293	12,493	36,061
158	계	S.T	20,460	47,532	1,235,533	3,942,757	2,845,963	29,699	68,237
	입원	I.P	151	2,451	4,322	848,634	708,672	200	2,396
	외래	O.P	20,419	45,081	1,231,211	3,094,124	2,137,291	29,623	65,841
159	계	S.T	496	2,251	61,670	764,026	578,439	884	3,732
	입원	I.P	85	903	1,807	595,876	471,565	139	1,436
	외래	O.P	457	1,348	59,863	168,150	106,874	828	2,296
160	계	S.T	3,987	17,247	505,585	8,356,502	6,929,883	5,466	24,973
	입원	I.P	615	6,814	14,111	6,839,446	6,035,747	767	10,008
	외래	O.P	3,825	10,433	491,474	1,517,056	894,136	5,254	14,965

주 : 수진기준 (한의분류 제외, 급여일수, 진료비와 급여비는 약국포함)

연령별 급여현황(총계) <계속>

Disease Categories by Age(Total) <Cont'd>

(단위 : 명, 일, 천원)

Unit : Person, Day, KRW 1,000

59세			60 ~ 64세				
급여일수 Reimbursed Days	진료비 Medical Expense	급여비 Benefit	진료실인원 Patients	내원일수 Visits	급여일수 Reimbursed Days	진료비 Medical Expense	급여비 Benefit
727,522	9,806,159	6,332,402	56,166	126,255	787,026	9,932,156	6,339,096
22,593	2,922,956	2,186,052	1,362	8,184	19,787	2,733,366	1,988,959
704,929	6,883,202	4,146,350	56,046	118,071	767,239	7,198,789	4,350,137
5,321,210	41,723,353	27,991,797	300,057	793,860	5,890,494	41,691,304	27,841,262
123,040	9,572,005	7,049,477	12,145	44,356	119,921	9,330,633	6,821,473
5,198,170	32,151,348	20,942,320	295,540	749,504	5,770,573	32,360,672	21,019,789
20,592	112,938	82,720	286	1,215	28,801	183,408	143,255
58	9,077	6,796	7	85	128	51,165	45,715
20,534	103,861	75,924	280	1,130	28,673	132,243	97,539
830,258	5,728,673	4,787,132	3,366	17,900	973,565	6,459,270	5,382,095
6,552	4,421,554	4,001,212	281	3,889	7,419	4,854,179	4,415,304
823,706	1,307,119	785,920	3,289	14,011	966,146	1,605,091	966,790
232,163,485	440,829,700	308,741,037	933,935	6,743,057	243,502,055	474,776,992	332,903,406
104,975	2,411,365	1,843,310	4,213	29,922	128,632	3,124,632	2,333,343
232,058,510	438,418,335	306,897,728	932,593	6,713,135	243,373,381	471,652,360	330,570,063
8,966,658	20,090,651	13,420,579	49,343	216,248	10,722,776	24,620,006	16,478,207
7,696	797,705	628,925	481	2,805	9,250	871,893	689,257
8,958,962	19,292,946	12,791,655	49,133	213,443	10,713,526	23,748,113	15,788,950
3,897,387	53,481,429	45,940,689	16,291	83,022	4,364,239	56,392,898	48,279,309
72,869	40,018,218	37,063,342	3,959	27,012	79,257	41,620,306	38,552,688
3,824,518	13,463,212	8,877,347	15,394	56,010	4,284,982	14,772,592	9,726,621
21,568,741	125,182,031	97,101,599	126,411	523,575	29,873,474	170,210,923	132,058,254
306,475	64,071,622	57,337,680	19,869	77,582	381,432	85,567,695	76,955,966
21,262,266	61,110,409	39,763,919	122,684	445,993	29,492,042	84,643,229	55,102,288
144,969	1,771,432	1,385,484	1,308	8,826	216,218	2,655,060	2,075,152
4,894	1,305,385	1,098,875	327	4,260	7,700	1,974,995	1,648,131
140,075	466,047	286,608	1,205	4,566	208,518	680,065	427,021
6,694,593	48,450,779	39,026,975	48,523	203,235	9,235,911	58,354,362	46,080,237
81,179	31,332,388	28,327,881	6,072	30,964	92,867	33,918,818	30,614,954
6,613,414	17,118,391	10,699,094	46,763	172,271	9,143,044	24,435,544	15,465,283
1,225,270	9,339,475	7,302,220	10,211	49,354	1,662,536	12,664,892	9,812,883
22,482	5,744,481	4,954,776	1,334	16,307	31,853	7,601,885	6,451,698
1,202,788	3,594,994	2,347,444	9,599	33,047	1,630,683	5,063,008	3,361,185
2,833,505	28,422,761	24,519,498	16,809	87,185	3,422,697	31,910,432	27,284,459
41,973	19,920,915	17,904,544	1,802	28,385	53,546	21,805,129	19,488,623
2,791,532	8,501,845	6,614,954	16,372	58,800	3,369,151	10,105,303	7,795,835
2,919,921	90,277,163	74,495,853	13,766	469,278	3,131,092	92,778,856	76,047,097
439,550	81,565,508	68,960,810	4,512	405,553	477,001	83,692,364	70,235,527
2,480,371	8,711,655	5,535,043	11,600	63,725	2,654,091	9,086,491	5,811,569
9,667,700	92,262,712	68,654,443	55,046	715,314	13,698,079	130,811,810	97,467,943
430,870	59,736,130	47,315,532	9,848	463,694	620,650	84,604,971	67,076,287
9,236,830	32,526,582	21,338,911	52,283	251,620	13,077,429	46,206,840	30,391,656
179,575	1,385,671	920,112	2,565	12,849	263,300	1,968,161	1,317,163
5,477	672,302	483,442	445	6,657	8,760	948,508	690,516
174,098	713,370	436,670	2,174	6,192	254,540	1,019,653	626,647
7,028,364	63,364,282	48,927,353	63,296	356,375	9,479,371	76,334,249	58,180,165
244,542	41,255,756	35,085,158	8,837	153,347	287,956	46,776,346	39,579,293
6,783,822	22,108,526	13,842,195	60,761	203,028	9,191,415	29,557,903	18,600,872
1,744,960	7,530,790	5,282,965	16,170	55,046	2,388,947	11,136,635	7,881,986
11,770	3,084,461	2,412,816	719	8,154	19,961	4,969,508	3,888,227
1,733,190	4,446,329	2,870,149	15,993	46,892	2,368,986	6,167,127	3,993,759
1,943,731	5,429,560	3,840,799	31,882	77,596	2,332,855	6,780,726	4,815,342
4,694	745,929	605,800	258	2,718	6,048	1,180,764	950,297
1,939,037	4,683,631	3,234,999	31,783	74,878	2,326,807	5,599,962	3,865,045
114,150	1,334,612	1,005,532	1,071	4,722	154,553	1,395,560	1,034,469
3,006	1,017,436	802,462	161	1,525	3,636	970,024	762,649
111,144	317,177	203,069	994	3,197	150,917	425,536	271,820
740,127	12,650,680	10,565,108	6,533	31,961	935,040	16,408,396	13,709,022
20,150	10,493,817	9,286,298	917	13,194	24,562	13,606,359	12,032,548
719,977	2,156,863	1,278,810	6,281	18,767	910,478	2,802,037	1,676,474

Note : Based on the Treatment Month (excluding herbal medicine,including pharmacy in Treatment Days Treatment Amount and Benefit Amount)

구 분 Division			65 ~ 69세					70세 ~	
			진료실인원 Patients	내원일수 Visits	급여일수 Reimbursed Days	진료비 Medical Expense	급여비 Benefit	진료실인원 Patients	내원일수 Visits
141	계 S.T		53,442	117,715	734,238	8,648,119	5,653,305	57,844	125,617
	입원 I.P		973	5,791	14,075	2,244,760	1,665,779	759	4,816
	외래 O.P		53,361	111,924	720,163	6,403,359	3,987,527	57,757	120,801
142	계 S.T		251,102	726,071	5,715,142	36,144,809	25,489,415	227,278	699,412
	입원 I.P		9,190	35,605	91,990	7,384,326	5,410,573	7,429	29,125
	외래 O.P		247,701	690,466	5,623,152	28,760,483	20,078,842	224,550	670,287
143	계 S.T		234	1,082	25,361	138,436	102,459	210	797
	입원 I.P		8	173	245	17,844	12,355	2	15
	외래 O.P		228	909	25,116	120,592	90,104	209	782
144	계 S.T		3,171	19,131	923,654	7,691,426	6,437,028	2,812	17,232
	입원 I.P		296	5,323	9,583	6,080,929	5,456,218	279	5,109
	외래 O.P		3,101	13,808	914,071	1,610,497	980,810	2,745	12,123
145	계 S.T		767,503	5,830,792	200,317,331	408,056,824	294,880,761	671,121	5,305,876
	입원 I.P		3,573	46,471	131,949	4,250,130	3,144,334	3,844	80,336
	외래 O.P		766,244	5,784,321	200,185,382	403,806,694	291,736,427	669,631	5,225,540
146	계 S.T		45,401	213,882	9,981,431	24,166,631	16,450,204	45,856	232,462
	입원 I.P		478	4,541	10,463	987,281	783,503	614	7,573
	외래 O.P		45,163	209,341	9,970,968	23,179,350	15,666,701	45,551	224,889
147	계 S.T		14,458	78,296	3,794,552	53,537,535	46,063,523	12,738	74,101
	입원 I.P		3,555	28,619	73,871	40,577,583	37,543,949	3,302	31,450
	외래 O.P		13,578	49,677	3,720,681	12,959,952	8,519,574	11,686	42,651
148	계 S.T		126,060	540,450	30,913,072	170,598,002	131,874,391	126,250	572,005
	입원 I.P		18,168	74,323	358,949	82,410,462	74,295,424	17,597	83,092
	외래 O.P		122,988	466,127	30,554,123	88,187,539	57,578,967	123,121	488,913
149	계 S.T		1,557	11,468	265,420	3,222,421	2,497,411	2,083	16,917
	입원 I.P		435	6,158	10,956	2,387,764	1,970,725	635	9,667
	외래 O.P		1,390	5,310	254,464	834,656	526,686	1,835	7,250
150	계 S.T		48,315	211,425	9,891,657	60,352,185	46,587,132	51,124	233,664
	입원 I.P		5,572	31,403	86,951	30,383,018	27,219,544	5,899	40,311
	외래 O.P		46,499	180,022	9,804,706	29,969,168	19,367,588	49,022	193,353
151	계 S.T		11,681	60,706	1,915,374	15,128,385	11,677,228	16,015	94,152
	입원 I.P		1,716	21,876	44,086	9,397,231	7,898,891	2,742	39,110
	외래 O.P		10,894	38,830	1,871,288	5,731,154	3,778,338	14,757	55,042
152	계 S.T		15,864	85,915	3,351,014	35,505,400	30,157,095	16,818	98,466
	입원 I.P		1,833	29,640	54,202	26,160,042	23,107,774	2,150	38,381
	외래 O.P		15,435	56,275	3,296,812	9,345,358	7,049,322	16,238	60,085
153	계 S.T		11,595	415,043	2,604,244	77,043,830	62,607,963	10,811	440,664
	입원 I.P		3,723	361,345	417,645	69,326,634	57,653,034	3,833	394,032
	외래 O.P		9,618	53,698	2,186,599	7,717,196	4,954,929	8,588	46,632
154	계 S.T		61,697	869,538	15,354,390	150,020,441	111,655,176	72,696	1,175,474
	입원 I.P		10,172	583,784	741,009	97,940,228	77,278,782	12,970	839,151
	외래 O.P		58,468	285,754	14,613,381	52,080,214	34,376,394	68,051	336,323
155	계 S.T		2,745	14,942	304,974	2,251,937	1,544,746	3,088	19,503
	입원 I.P		390	7,636	9,476	1,055,675	795,302	488	10,884
	외래 O.P		2,406	7,306	295,498	1,196,262	749,444	2,672	8,619
156	계 S.T		61,187	356,804	9,703,865	72,321,155	54,514,284	61,238	384,027
	입원 I.P		7,348	149,179	257,872	41,459,132	34,943,569	6,521	169,317
	외래 O.P		58,921	207,625	9,445,993	30,862,023	19,570,716	58,947	214,710
157	계 S.T		15,056	58,518	2,329,648	13,447,961	9,748,232	14,243	58,078
	입원 I.P		907	11,910	24,843	7,194,195	5,670,254	1,018	13,042
	외래 O.P		14,829	46,608	2,304,805	6,253,767	4,077,978	13,994	45,036
158	계 S.T		29,407	75,900	2,185,289	6,805,736	4,978,096	28,329	77,718
	입원 I.P		288	3,447	7,226	1,551,326	1,246,349	311	6,356
	외래 O.P		29,293	72,453	2,178,063	5,254,410	3,731,747	28,196	71,362
159	계 S.T		1,187	5,029	165,195	1,577,682	1,178,363	1,184	5,881
	입원 I.P		167	1,742	3,498	1,134,169	890,896	174	2,592
	외래 O.P		1,089	3,287	161,697	443,513	287,467	1,087	3,289
160	계 S.T		6,742	35,916	1,038,712	20,249,565	16,956,668	7,362	43,421
	입원 I.P		1,023	15,601	27,742	17,059,800	15,054,718	1,171	20,747
	외래 O.P		6,483	20,315	1,010,970	3,189,765	1,901,950	7,064	22,674

주 : 수진기준 (한의분류 제외, 급여일수, 진료비와 급여비는 약국포함)

연령별 급여현황(총계) <계속>

Disease Categories by Age(Total) <Cont'd>

(단위 : 명, 일, 천원)

Unit : Person, Day, KRW 1,000

74세			75세이상				
급여일수 Reimbursed Days	진료비 Medical Expense	급여비 Benefit	진료실인원 Patients	내원일수 Visits	급여일수 Reimbursed Days	진료비 Medical Expense	급여비 Benefit
737,097	8,658,863	5,653,208	137,691	283,774	1,158,720	16,092,742	10,617,698
12,474	2,079,845	1,533,342	849	6,650	13,661	2,463,464	1,813,798
724,623	6,579,018	4,119,866	137,531	277,124	1,145,059	13,629,278	8,803,900
5,943,732	33,061,237	23,462,065	419,870	1,340,394	11,801,714	65,382,451	47,121,497
73,512	6,082,167	4,459,632	15,417	82,768	186,642	14,234,956	10,497,323
5,870,220	26,979,070	19,002,433	413,202	1,257,626	11,615,072	51,147,494	36,624,174
20,385	106,495	81,811	323	1,745	33,312	184,769	136,774
22	1,944	1,488	16	534	653	57,025	43,722
20,363	104,551	80,322	309	1,211	32,659	127,744	93,053
788,001	6,630,918	5,537,769	4,864	35,240	1,277,569	9,939,032	7,748,036
8,742	5,170,315	4,634,406	602	16,600	7,297,983	7,297,983	6,059,711
779,259	1,460,604	903,363	4,568	18,640	1,253,117	2,641,049	1,688,324
171,474,623	363,013,106	263,596,873	1,297,410	11,613,952	321,801,940	793,548,019	579,068,949
175,912	6,891,118	5,033,740	19,542	1,396,201	1,636,260	105,334,696	76,515,729
171,298,711	356,121,988	258,563,133	1,286,745	10,217,751	320,165,680	688,213,323	502,553,220
9,750,258	25,079,573	17,210,355	104,681	658,123	21,150,306	66,943,654	47,236,968
15,023	1,393,877	1,090,866	3,456	124,863	156,304	13,153,282	9,913,641
9,735,235	23,685,696	16,119,489	102,515	533,260	20,994,002	53,790,372	37,323,327
3,148,469	49,525,322	42,879,034	30,823	237,192	6,917,347	122,014,052	105,227,193
73,530	38,762,523	35,770,274	9,594	143,652	242,087	98,650,276	89,669,739
3,074,939	10,762,800	7,108,760	26,460	93,540	6,675,260	23,363,776	15,557,454
30,369,965	167,240,031	129,065,092	234,486	1,234,310	56,903,188	319,078,745	244,389,469
361,104	81,189,608	73,052,467	30,764	327,925	756,064	151,552,284	133,444,378
30,008,861	86,050,423	56,012,624	226,748	906,385	56,147,124	167,526,461	110,945,091
360,606	4,371,091	3,327,668	7,529	100,896	1,255,729	21,457,298	16,326,599
17,349	3,254,739	2,628,589	2,953	77,312	109,586	17,609,367	13,881,524
343,257	1,116,352	699,079	6,032	23,584	1,146,143	3,847,931	2,445,075
10,491,317	64,210,961	49,099,402	122,635	672,417	24,015,247	165,408,372	125,713,657
97,355	31,043,119	27,627,888	20,008	232,460	387,001	86,134,160	73,712,658
10,393,962	33,167,842	21,471,514	112,484	439,957	23,628,246	79,274,212	52,000,999
2,564,736	22,099,674	16,937,062	73,031	743,859	11,361,378	131,327,986	99,513,646
75,558	14,212,266	11,723,187	20,156	499,943	724,185	98,027,870	77,326,904
2,489,178	7,887,408	5,213,875	62,775	243,916	10,637,193	33,300,116	22,186,742
3,471,728	40,707,755	33,900,315	40,062	314,738	8,138,182	105,057,964	77,502,620
68,172	30,493,205	26,196,395	7,253	179,570	274,693	82,054,705	60,608,619
3,403,556	10,214,550	7,703,920	37,316	135,168	7,863,489	23,003,259	16,894,001
2,273,808	79,182,577	64,294,038	24,224	1,309,988	4,390,465	210,802,173	171,048,147
443,911	72,538,879	60,035,848	12,164	1,236,413	1,351,734	199,380,859	163,626,587
1,829,897	6,643,698	4,258,190	15,648	73,575	3,038,731	11,421,314	7,421,560
17,445,622	192,282,152	143,844,116	211,147	5,837,759	48,243,797	798,952,721	605,733,815
1,031,868	132,654,866	104,578,514	54,923	4,955,058	5,576,803	634,643,885	495,945,105
16,413,754	59,627,286	39,265,602	182,051	882,701	42,666,994	164,308,837	109,788,710
352,541	2,643,123	1,818,861	9,177	127,765	1,047,767	13,746,261	9,897,907
12,924	1,316,926	981,932	2,021	103,584	111,471	9,977,447	7,442,167
339,617	1,326,197	836,929	7,353	24,181	936,296	3,768,814	2,455,740
9,687,695	69,711,543	51,948,864	118,350	1,307,562	18,903,032	167,387,445	123,102,953
254,028	38,697,060	32,276,679	15,089	900,625	1,036,291	105,250,953	82,337,860
9,433,667	31,014,483	19,672,185	109,161	406,937	17,866,741	62,136,492	40,765,094
2,192,261	13,850,257	10,094,472	24,310	139,264	3,741,276	35,094,370	26,006,740
27,378	7,878,928	6,234,774	2,775	62,760	101,453	24,336,947	19,027,826
2,164,883	5,971,329	3,859,698	23,376	76,504	3,639,823	10,757,423	6,978,914
2,068,951	6,936,632	5,151,492	56,177	173,336	3,859,496	15,584,556	11,630,376
11,422	1,970,165	1,606,797	900	24,568	5,719,608	5,719,608	4,503,864
2,057,529	4,966,467	3,544,695	55,700	148,768	3,824,124	9,864,949	7,126,512
166,271	1,931,701	1,458,880	3,018	22,191	385,941	6,328,989	4,785,251
4,250	1,454,955	1,146,771	669	14,270	21,647	5,182,131	4,028,951
162,021	476,747	312,109	2,585	7,921	364,294	1,146,858	756,300
1,164,378	24,144,439	20,260,674	15,524	120,737	2,364,261	60,186,501	50,522,813
35,644	20,639,351	18,171,681	3,424	76,042	113,320	53,075,333	46,223,102
1,128,734	3,505,089	2,088,993	14,250	44,695	2,250,941	7,111,168	4,299,711

Note : Based on the Treatment Month (excluding herbal medicine,including pharmacy in Treatment Days Treatment Amount and Benefit Amount)

구 분 Division			총 계 G.T				0세		
			진료실인원 Patients	내원일수 Visits	급여일수 Reimbursed Days	진료비 Medical Expense	급여비 Benefit	진료실인원 Patients	내원일수 Visits
161	계 S.T		32,022	137,382	3,338,857	25,130,634	18,173,317	10	23
	입원 I.P		3,688	50,556	96,673	15,515,036	12,149,017	1	7
	외래 O.P		30,817	86,826	3,242,184	9,615,598	6,024,300	10	16
162	계 S.T		185,676	519,766	5,322,018	50,846,492	36,643,988	2	2
	입원 I.P		45,005	81,767	314,715	29,064,614	22,844,627	-	-
	외래 O.P		184,657	437,999	5,007,303	21,781,878	13,799,361	2	2
163	계 S.T		633,970	1,926,814	9,478,594	250,728,797	188,735,623	96	119
	입원 I.P		165,749	460,522	757,769	180,434,263	141,957,909	1	3
	외래 O.P		625,941	1,466,292	8,720,825	70,294,535	46,777,714	96	116
164	계 S.T		251,975	626,805	8,479,618	67,796,086	49,054,232	290	910
	입원 I.P		21,136	124,658	251,028	36,837,689	29,588,353	48	473
	외래 O.P		239,714	502,147	8,228,590	30,958,398	19,465,879	256	437
165	계 S.T		9,454,074	21,108,131	89,546,468	624,588,608	460,280,647	68,683	173,481
	입원 I.P		109,778	470,039	910,270	59,300,023	51,246,819	2,138	7,129
	외래 O.P		9,424,355	20,638,092	88,636,198	565,288,585	409,033,827	67,777	166,352
166	계 S.T		3,440,222	6,908,197	31,262,049	198,018,305	144,513,338	9,515	21,139
	입원 I.P		6,362	29,800	61,113	4,152,267	3,470,936	161	729
	외래 O.P		3,436,682	6,878,397	31,200,936	193,866,038	141,042,402	9,413	20,410
167	계 S.T		12,200,027	32,018,567	146,522,905	884,073,974	650,222,300	158,357	524,215
	입원 I.P		86,228	266,740	629,497	40,251,560	34,431,176	3,273	8,089
	외래 O.P		12,173,780	31,751,827	145,893,408	843,822,414	615,791,124	157,629	516,126
168	계 S.T		2,714,520	4,906,738	20,099,245	307,968,847	241,033,838	8,624	20,049
	입원 I.P		209,890	976,058	1,847,484	167,736,934	144,089,800	2,572	9,599
	외래 O.P		2,584,907	3,930,680	18,251,761	140,231,914	96,944,038	6,957	10,450
169	계 S.T		1,339,936	7,046,547	22,979,980	985,912,953	787,046,290	22,444	109,412
	입원 I.P		358,263	4,058,685	6,171,824	857,430,944	699,179,930	9,842	65,589
	외래 O.P		1,170,367	2,987,862	16,808,156	128,482,009	87,866,360	18,025	43,823
170	계 S.T		17,208,165	62,671,955	273,819,739	1,804,077,883	1,343,906,730	157,595	880,729
	입원 I.P		135,790	776,036	1,485,126	107,656,211	92,826,914	12,711	72,088
	외래 O.P		17,186,801	61,895,919	272,334,613	1,696,421,672	1,251,079,816	156,709	808,641
171	계 S.T		2,175,722	5,967,878	27,825,971	258,987,570	182,943,137	5,235	14,027
	입원 I.P		30,498	106,885	276,555	52,153,806	38,459,826	8	22
	외래 O.P		2,169,774	5,860,993	27,549,416	206,833,764	144,483,311	5,229	14,005
172	계 S.T		8,439,661	21,281,868	125,042,958	699,329,596	499,481,587	52,730	135,660
	입원 I.P		45,363	120,210	327,946	42,695,846	32,788,804	107	478
	외래 O.P		8,433,389	21,161,658	124,715,012	656,633,749	466,692,783	52,681	135,182
173	계 S.T		513,147	1,094,098	4,279,577	77,213,046	59,512,057	503	1,052
	입원 I.P		36,317	114,529	291,431	41,602,064	36,315,357	4	21
	외래 O.P		508,415	979,569	3,988,146	35,610,983	23,196,700	500	1,031
174	계 S.T		2,139,304	4,406,947	21,381,565	182,407,738	128,249,962	5,402	12,365
	입원 I.P		27,586	124,575	301,279	29,711,154	23,220,100	154	881
	외래 O.P		2,130,625	4,282,372	21,080,286	152,696,584	105,029,862	5,309	11,484
175	계 S.T		3,547,582	8,761,230	60,263,045	465,900,878	329,847,579	5,747	14,668
	입원 I.P		61,417	910,654	1,446,551	143,250,516	110,171,137	156	665
	외래 O.P		3,518,080	7,850,576	58,816,494	322,650,362	219,676,442	5,665	14,003
176	계 S.T		1,438,089	4,670,716	45,740,127	281,941,869	199,439,864	11,940	30,914
	입원 I.P		35,696	433,572	715,947	63,824,190	49,935,110	426	2,474
	외래 O.P		1,425,032	4,237,144	45,024,180	218,117,679	149,504,754	11,669	28,440
177	계 S.T		79,522	279,504	4,896,112	35,963,352	23,327,454	-	-
	입원 I.P		4,988	54,831	97,953	13,983,255	10,745,399	-	-
	외래 O.P		77,618	224,673	4,798,159	21,980,097	12,582,055	-	-
178	계 S.T		4,989	18,386	224,129	2,494,852	1,694,503	-	-
	입원 I.P		520	8,525	13,359	1,509,310	1,148,806	-	-
	외래 O.P		4,682	9,861	210,770	985,542	545,698	-	-
179	계 S.T		1,078,368	3,361,921	16,057,433	502,779,405	390,908,781	5,529	17,348
	입원 I.P		61,885	1,045,878	1,530,121	381,909,013	307,032,139	261	2,916
	외래 O.P		1,046,655	2,316,043	14,527,312	120,870,392	83,876,643	5,401	14,432
180	계 S.T		5,871,862	9,723,623	11,863,024	377,689,390	269,157,287	510	546
	입원 I.P		1,867	4,590	10,442	539,641	455,605	-	-
	외래 O.P		5,870,679	9,719,033	11,852,582	377,149,749	268,701,682	510	546

주 : 수진기준 (한의분류 제외, 급여일수, 진료비와 급여비는 약국포함)

연령별 급여현황(총계) <계속>

Disease Categories by Age(Total) <Cont'd>

(단위 : 명, 일, 천원)

Unit : Person, Day, KRW 1,000

0Age			1 ~ 4세				
급여일수 Reimbursed Days	진료비 Medical Expense	급여비 Benefit	진료실인원 Patients	내원일수 Visits	급여일수 Reimbursed Days	진료비 Medical Expense	급여비 Benefit
53	6,169	5,626	51	142	1,418	15,343	12,025
7	5,057	5,050	5	18	63	5,518	5,159
46	1,112	576	50	124	1,355	9,825	6,865
10	74	63	17	19	92	1,134	532
-	-	-	-	-	-	-	-
10	74	63	17	19	92	1,134	532
289	3,673	2,620	1,472	1,768	4,971	55,517	41,882
3	998	897	9	17	53	6,317	6,024
286	2,676	1,723	1,471	1,751	4,918	49,200	35,858
2,274	255,474	240,322	4,127	9,940	31,190	1,055,185	903,487
746	242,973	232,949	808	3,842	7,508	819,385	749,337
1,528	12,500	7,372	3,570	6,098	23,682	235,800	154,150
638,915	4,702,119	3,795,650	973,697	3,933,297	16,101,998	119,619,416	96,387,869
14,388	840,115	773,415	51,709	214,081	409,580	25,122,466	22,820,599
624,527	3,862,005	3,022,235	964,517	3,719,216	15,692,418	94,496,951	73,567,270
72,589	555,831	452,954	200,591	599,433	2,436,618	16,172,355	12,978,236
1,273	89,319	83,108	2,919	13,299	24,248	1,616,530	1,473,043
71,316	466,513	369,846	199,163	586,134	2,412,370	14,555,825	11,505,193
1,895,674	12,691,429	10,058,284	1,207,985	7,127,832	31,216,371	191,057,720	151,360,495
18,131	1,253,332	1,160,168	41,243	117,404	256,412	17,087,580	15,680,973
1,877,543	11,438,097	8,898,116	1,202,191	7,010,428	30,959,959	173,970,140	135,679,522
69,792	2,164,108	1,952,333	307,028	679,997	2,600,140	44,822,894	38,867,242
19,802	1,800,453	1,688,308	44,008	190,413	363,582	29,659,507	27,326,399
49,990	363,656	264,025	282,360	489,584	2,236,558	15,163,387	11,540,843
285,081	11,779,908	10,654,350	368,329	2,005,283	6,475,419	159,900,458	139,739,050
110,857	10,476,198	9,686,420	129,480	903,702	1,613,366	124,350,675	112,795,203
174,224	1,303,710	967,930	328,478	1,101,581	4,862,053	35,549,784	26,943,847
3,297,236	32,016,942	26,699,160	1,498,138	17,738,504	73,643,623	481,547,582	382,679,117
133,986	12,685,073	11,707,821	59,231	319,044	597,442	43,498,754	39,611,905
3,163,250	19,331,869	14,991,339	1,497,225	17,419,460	73,046,181	438,048,829	343,067,212
55,919	333,977	263,756	193,418	818,726	3,597,139	21,822,939	17,129,735
47	2,347	2,212	504	2,108	4,281	322,899	293,234
55,872	331,630	261,544	193,248	816,618	3,592,858	21,500,039	16,836,500
542,830	3,118,715	2,457,182	846,256	3,723,999	18,006,627	94,708,366	74,424,331
780	59,236	52,980	1,070	4,798	8,791	582,378	528,184
542,050	3,059,479	2,404,202	846,073	3,719,201	17,997,836	94,125,988	73,896,146
3,479	26,369	20,626	24,850	75,615	278,646	5,189,409	4,356,096
30	2,050	1,903	2,566	8,427	21,275	2,966,938	2,768,507
3,449	24,318	18,724	24,520	67,188	257,371	2,222,471	1,587,589
43,962	615,881	529,054	106,396	326,184	1,264,475	10,530,853	8,461,440
1,548	331,801	312,820	3,952	18,050	35,571	2,528,300	2,258,627
42,414	284,081	216,234	104,638	308,134	1,228,904	8,002,554	6,202,814
58,913	516,080	406,152	108,918	389,435	1,721,640	11,342,018	8,814,115
1,681	144,575	131,471	1,555	5,829	15,401	1,106,841	1,005,652
57,232	371,505	274,681	108,023	383,606	1,706,239	10,235,177	7,808,463
107,172	1,026,405	845,883	216,984	781,702	3,586,585	25,725,554	20,577,432
4,992	287,782	268,847	5,073	27,715	55,171	3,952,742	3,603,517
102,180	738,623	577,035	214,872	753,987	3,531,414	21,772,812	16,973,914
-	-	-	13	49	196	3,251	2,018
-	-	-	1	1	1	267	253
-	-	-	12	48	195	2,984	1,764
3	6	5	4	4	50	189	148
-	-	-	-	-	-	-	-
3	6	5	4	4	50	189	148
59,562	2,152,199	2,008,521	77,359	322,047	1,332,455	10,068,763	8,236,483
3,984	1,806,727	1,741,810	447	4,426	8,855	2,126,832	1,978,877
55,578	345,472	266,711	77,117	317,621	1,323,600	7,941,930	6,257,606
554	9,675	7,456	362,621	671,872	689,593	24,337,126	19,140,461
-	-	-	123	386	583	45,553	42,480
554	9,675	7,456	362,576	671,486	689,010	24,291,573	19,097,981

Note : Based on the Treatment Month (excluding herbal medicine,including pharmacy in Treatment Days Treatment Amount and Benefit Amount)

구 분 Division			5 ~ 9세					10세 ~	
			진료실인원 Patients	내원일수 Visits	급여일수 Reimbursed Days	진료비 Medical Expense	급여비 Benefit	진료실인원 Patients	내원일수 Visits
161	계	S.T	39	143	1,970	15,980	12,948	68	250
	입원	I.P	7	28	147	9,578	8,785	8	99
	외래	O.P	37	115	1,823	6,401	4,162	64	151
162	계	S.T	32	34	99	1,075	513	103	203
	입원	I.P	-	-	-	-	-	13	25
	외래	O.P	32	34	99	1,075	513	102	178
163	계	S.T	1,616	1,999	6,433	85,576	63,180	2,035	3,248
	입원	I.P	23	43	81	18,963	16,929	181	338
	외래	O.P	1,612	1,956	6,352	66,613	46,251	2,019	2,910
164	계	S.T	8,880	21,065	68,845	2,090,206	1,708,399	9,801	24,567
	입원	I.P	1,690	8,452	15,304	1,522,769	1,376,293	2,021	10,604
	외래	O.P	7,818	12,613	53,541	567,437	332,106	8,660	13,963
165	계	S.T	954,386	2,681,088	11,163,493	80,431,088	60,333,296	621,083	1,289,132
	입원	I.P	20,323	93,359	168,312	11,306,380	10,216,973	5,738	27,202
	외래	O.P	949,577	2,587,729	10,995,181	69,124,708	50,116,323	619,108	1,261,930
166	계	S.T	226,264	577,649	2,438,889	15,086,664	11,108,048	174,624	356,259
	입원	I.P	310	1,408	2,529	179,359	163,119	108	500
	외래	O.P	226,093	576,241	2,436,360	14,907,305	10,944,929	174,551	355,759
167	계	S.T	1,121,190	4,080,567	18,471,572	112,871,489	83,147,376	680,080	1,591,327
	입원	I.P	8,480	27,401	57,124	4,022,686	3,664,315	2,481	9,015
	외래	O.P	1,118,755	4,053,166	18,414,448	108,848,803	79,483,061	678,975	1,582,312
168	계	S.T	492,300	996,216	4,067,933	54,675,547	44,527,387	307,534	569,431
	입원	I.P	38,153	177,450	321,319	27,921,427	25,626,195	18,569	86,433
	외래	O.P	470,911	818,766	3,746,614	26,754,120	18,901,192	296,262	482,998
169	계	S.T	162,909	610,202	2,171,043	45,003,715	38,026,980	49,940	152,793
	입원	I.P	31,923	216,089	372,534	31,621,366	28,544,245	7,635	55,225
	외래	O.P	149,750	394,113	1,798,509	13,382,349	9,482,736	46,149	97,568
170	계	S.T	1,691,065	10,200,761	43,723,206	280,104,196	207,259,891	1,112,800	3,386,781
	입원	I.P	13,725	78,439	136,356	10,029,054	9,050,885	4,995	29,819
	외래	O.P	1,690,165	10,122,322	43,586,850	270,075,142	198,209,007	1,111,780	3,356,962
171	계	S.T	220,846	790,381	3,650,559	24,154,702	17,602,174	135,230	373,775
	입원	I.P	553	2,497	5,726	604,011	530,159	656	2,743
	외래	O.P	220,646	787,884	3,644,833	23,550,691	17,072,015	135,050	371,032
172	계	S.T	928,433	3,210,768	17,945,027	92,015,423	66,695,771	588,574	1,468,066
	입원	I.P	690	2,958	6,146	511,895	460,133	955	2,447
	외래	O.P	928,306	3,207,810	17,938,881	91,503,528	66,235,638	588,423	1,465,619
173	계	S.T	51,229	163,943	595,055	20,913,809	17,532,586	30,286	73,589
	입원	I.P	12,366	38,366	103,236	15,014,811	14,037,053	3,855	12,348
	외래	O.P	50,251	125,577	491,819	5,898,997	3,495,532	29,844	61,241
174	계	S.T	111,336	264,280	1,042,033	8,625,228	6,458,100	87,135	168,397
	입원	I.P	2,056	10,184	20,203	1,506,139	1,335,793	687	3,408
	외래	O.P	110,342	254,096	1,021,830	7,119,089	5,122,306	86,769	164,989
175	계	S.T	109,636	311,402	1,390,721	8,909,544	6,447,233	92,582	190,792
	입원	I.P	410	1,816	4,030	297,594	268,474	291	1,505
	외래	O.P	109,369	309,586	1,386,691	8,611,949	6,178,759	92,381	189,287
176	계	S.T	156,315	476,013	2,716,895	17,448,409	12,737,605	58,819	151,312
	입원	I.P	2,293	11,545	23,401	1,951,470	1,781,326	1,210	7,474
	외래	O.P	155,471	464,468	2,693,494	15,496,939	10,956,279	58,410	143,838
177	계	S.T	34	137	1,165	23,773	18,504	52	188
	입원	I.P	6	38	81	15,318	13,944	6	42
	외래	O.P	32	99	1,084	8,455	4,560	50	146
178	계	S.T	6	6	79	321	229	2	2
	입원	I.P	-	-	-	-	-	-	-
	외래	O.P	6	6	79	321	229	2	2
179	계	S.T	67,720	207,528	876,388	6,266,069	4,750,033	43,111	93,093
	입원	I.P	287	2,612	4,961	756,483	696,190	488	3,893
	외래	O.P	67,553	204,916	871,427	5,509,586	4,053,843	42,917	89,200
180	계	S.T	961,118	1,827,194	1,886,807	76,593,664	56,617,119	441,479	686,170
	입원	I.P	223	373	1,064	140,824	128,693	71	162
	외래	O.P	961,090	1,826,821	1,885,743	76,452,839	56,488,426	441,454	686,008

주 : 수진기준 (한의분류 제외, 급여일수, 진료비와 급여비는 약국포함)

연령별 급여현황(총계) <계속>

Disease Categories by Age(Total) <Cont'd>

(단위 : 명, 일, 천원)

Unit : Person, Day, KRW 1,000

14세			15 ~ 19세				
급여일수 Reimbursed Days	진료비 Medical Expense	급여비 Benefit	진료실인원 Patients	내원일수 Visits	급여일수 Reimbursed Days	진료비 Medical Expense	급여비 Benefit
2,179	43,605	37,733	203	495	6,896	90,636	64,609
168	31,255	28,899	18	99	295	60,523	48,148
2,011	12,350	8,834	198	396	6,601	30,113	16,461
1,055	14,605	10,777	789	1,834	14,230	137,544	99,011
83	6,888	6,193	149	250	939	69,908	56,117
972	7,718	4,584	788	1,584	13,291	67,636	42,894
14,522	276,990	219,630	13,754	31,747	155,714	3,605,086	2,744,554
569	154,159	136,028	2,516	5,935	9,244	2,440,597	1,958,002
13,953	122,831	83,602	13,622	25,812	146,470	1,164,489	786,552
75,222	2,909,849	2,339,748	11,622	25,042	101,897	3,021,111	2,157,440
19,190	2,107,881	1,909,266	1,753	7,325	15,596	2,002,031	1,603,584
56,032	801,969	430,481	10,676	17,717	86,301	1,019,080	553,856
5,321,421	36,854,939	26,383,124	596,123	1,117,377	4,276,531	32,131,448	22,763,681
47,605	3,439,536	3,095,095	4,287	19,780	37,601	2,847,834	2,282,626
5,273,816	33,415,403	23,288,028	594,497	1,097,597	4,238,930	29,283,614	20,481,055
1,522,610	9,599,492	6,783,636	206,013	362,042	1,473,431	9,978,804	7,044,911
915	69,705	63,334	145	625	1,188	87,957	71,107
1,521,695	9,529,786	6,720,301	205,929	361,417	1,472,243	9,890,847	6,973,804
7,031,505	44,027,345	31,020,935	680,167	1,337,990	5,417,762	36,930,671	25,919,510
18,156	1,294,887	1,176,165	2,225	7,124	15,966	1,081,244	874,342
7,013,349	42,732,459	29,844,770	679,085	1,330,866	5,401,796	35,849,427	25,045,167
2,356,370	29,686,939	23,423,107	194,615	331,365	1,350,120	18,744,446	14,259,871
150,838	13,451,881	12,319,381	12,448	55,901	99,519	8,832,878	7,510,331
2,205,532	16,235,057	11,103,726	186,907	275,464	1,250,601	9,911,568	6,749,540
543,135	11,683,563	9,763,498	28,961	70,578	260,628	6,139,393	4,750,985
92,717	8,357,092	7,539,632	2,921	21,758	37,488	4,325,651	3,540,354
450,418	3,326,471	2,223,866	27,434	48,820	223,140	1,813,742	1,210,632
14,238,164	94,478,703	66,896,068	991,453	2,261,424	8,926,004	63,964,943	45,226,297
50,556	3,784,205	3,412,098	3,408	18,385	33,572	2,387,359	1,947,662
14,187,608	90,694,499	63,483,970	990,369	2,243,039	8,892,432	61,577,584	43,278,635
1,719,925	13,077,792	9,238,512	132,327	297,229	1,315,225	12,535,721	8,816,836
6,898	1,090,569	933,083	1,259	4,510	11,481	2,208,130	1,674,846
1,713,027	11,987,223	8,305,429	132,049	292,719	1,303,749	10,327,591	7,141,990
8,620,558	45,260,923	31,381,496	506,731	1,051,801	5,759,991	36,991,764	25,710,730
6,893	699,679	636,189	4,225	10,856	27,430	3,812,151	2,987,166
8,613,665	44,561,244	30,745,307	506,270	1,040,945	5,732,561	33,179,613	22,723,564
280,977	7,093,351	5,807,129	33,962	67,733	250,687	5,041,666	3,763,944
31,654	4,691,096	4,369,706	2,466	8,360	20,293	2,909,220	2,399,948
249,323	2,402,256	1,437,423	33,610	59,373	230,394	2,132,445	1,363,996
673,119	5,297,412	3,794,288	121,244	219,182	859,516	7,848,007	5,559,593
6,554	504,898	450,940	1,080	5,351	10,798	1,004,247	783,309
666,565	4,792,513	3,343,348	120,766	213,831	848,718	6,843,760	4,776,284
808,186	5,691,380	4,013,810	144,495	250,814	967,090	8,027,074	5,593,708
2,875	323,055	295,009	1,058	5,704	10,791	842,071	663,526
805,311	5,368,325	3,718,801	143,818	245,110	956,299	7,185,004	4,930,181
1,062,257	7,003,739	4,840,272	37,763	83,619	651,601	4,740,422	3,143,530
14,883	1,248,985	1,138,697	743	4,302	9,688	782,321	637,366
1,047,374	5,754,754	3,701,576	37,505	79,317	641,913	3,958,101	2,506,164
1,686	28,483	21,444	137	380	4,232	60,262	43,987
90	15,586	14,561	9	55	105	32,525	28,726
1,596	12,897	6,883	134	325	4,127	27,737	15,261
66	205	145	9	9	110	524	354
-	-	-	-	-	-	-	-
66	205	145	9	9	110	524	354
383,353	3,933,954	3,081,842	53,297	125,662	397,206	18,594,275	14,219,983
7,560	1,482,792	1,368,932	3,836	29,445	54,583	15,680,970	12,337,234
375,793	2,451,162	1,712,910	52,912	96,217	342,623	2,913,305	1,882,749
704,016	23,209,509	16,547,796	331,512	529,941	587,582	18,957,643	13,403,781
248	33,273	30,804	66	96	230	24,232	20,230
703,768	23,176,236	16,516,991	331,483	529,845	587,352	18,933,411	13,383,551

Note : Based on the Treatment Month (excluding herbal medicine,including pharmacy in Treatment Days Treatment Amount and Benefit Amount)

구 분 Division			20 ~ 24세					25세 ~	
			진료실인원 Patients	내원일수 Visits	급여일수 Reimbursed Days	진료비 Medical Expense	급여비 Benefit	진료실인원 Patients	내원일수 Visits
161	계 S.T		499	1,538	25,452	307,639	220,250	776	2,070
	입원 I.P		47	411	920	207,300	163,067	66	441
	외래 O.P		488	1,127	24,532	100,339	57,183	759	1,629
162	계 S.T		3,928	9,912	71,278	829,114	595,119	7,532	17,215
	입원 I.P		882	1,543	6,016	477,049	374,981	1,390	2,117
	외래 O.P		3,917	8,369	65,262	352,065	220,138	7,517	15,098
163	계 S.T		41,239	114,923	513,760	14,855,830	11,280,023	57,054	157,278
	입원 I.P		10,674	26,913	42,128	10,847,951	8,592,453	14,770	35,568
	외래 O.P		40,721	88,010	471,632	4,007,879	2,687,571	56,369	121,710
164	계 S.T		13,993	30,510	178,627	3,585,790	2,447,827	14,311	27,665
	입원 I.P		1,576	6,384	13,732	2,319,812	1,769,380	1,085	3,811
	외래 O.P		13,445	24,126	164,895	1,265,978	678,447	13,865	23,854
165	계 S.T		508,187	823,529	3,183,049	25,775,738	17,985,348	569,209	945,602
	입원 I.P		3,865	16,260	33,395	2,539,987	1,941,213	3,473	13,207
	외래 O.P		506,639	807,269	3,149,654	23,235,751	16,044,135	567,865	932,395
166	계 S.T		191,836	287,479	1,193,260	8,469,909	5,928,719	222,305	341,114
	입원 I.P		146	594	1,345	97,508	75,271	157	581
	외래 O.P		191,737	286,885	1,191,915	8,372,401	5,853,447	222,207	340,533
167	계 S.T		584,697	952,232	3,942,722	28,459,011	19,621,382	664,834	1,117,716
	입원 I.P		2,232	5,739	15,005	934,734	717,467	2,549	5,787
	외래 O.P		583,431	946,493	3,927,717	27,524,276	18,903,915	663,424	1,111,929
168	계 S.T		114,489	167,033	680,751	9,426,132	6,857,889	129,087	185,481
	입원 I.P		6,015	23,632	45,601	3,828,539	3,136,280	6,040	22,300
	외래 O.P		110,596	143,401	635,150	5,597,593	3,721,609	125,305	163,181
169	계 S.T		22,665	48,459	183,518	5,001,139	3,689,104	25,114	54,569
	입원 I.P		1,859	13,923	25,419	3,486,207	2,708,929	1,828	14,123
	외래 O.P		21,732	34,536	158,099	1,514,932	980,175	24,306	40,446
170	계 S.T		805,571	1,457,516	5,797,073	43,274,831	30,245,689	878,518	1,655,130
	입원 I.P		1,821	8,421	16,790	1,090,385	839,287	1,701	7,212
	외래 O.P		804,751	1,449,095	5,780,283	42,184,446	29,406,402	877,788	1,647,918
171	계 S.T		126,126	241,335	1,038,573	12,590,522	8,718,420	139,830	270,950
	입원 I.P		1,965	6,382	15,585	3,254,105	2,382,089	1,677	5,074
	외래 O.P		125,730	234,953	1,022,988	9,336,418	6,336,331	139,512	265,876
172	계 S.T		430,218	797,510	4,390,331	35,611,201	24,521,548	477,750	885,786
	입원 I.P		8,253	21,221	52,615	7,703,565	5,907,317	6,156	13,641
	외래 O.P		429,488	776,289	4,337,716	27,907,636	18,614,231	477,037	872,145
173	계 S.T		40,960	82,812	286,214	7,662,352	5,602,045	44,886	81,706
	입원 I.P		4,451	15,159	36,474	5,001,507	3,968,113	3,187	9,617
	외래 O.P		40,389	67,653	249,740	2,660,845	1,633,932	44,405	72,089
174	계 S.T		125,644	206,569	851,151	8,972,118	6,221,388	143,244	238,475
	입원 I.P		1,745	7,677	17,873	1,712,241	1,284,880	1,690	7,089
	외래 O.P		125,014	198,892	833,278	7,259,877	4,936,508	142,699	231,386
175	계 S.T		152,636	232,090	922,838	8,195,721	5,600,834	174,670	274,503
	입원 I.P		1,168	6,074	12,863	997,143	772,480	1,156	5,533
	외래 O.P		151,847	226,016	909,975	7,198,577	4,828,353	173,893	268,970
176	계 S.T		36,662	77,025	728,752	5,265,915	3,432,679	43,246	92,962
	입원 I.P		713	3,904	8,875	770,043	594,030	776	3,658
	외래 O.P		36,442	73,121	719,877	4,495,872	2,838,649	43,029	89,304
177	계 S.T		244	665	6,290	113,175	74,572	329	751
	입원 I.P		20	195	335	66,389	50,211	20	111
	외래 O.P		238	470	5,955	46,785	24,361	323	640
178	계 S.T		6	8	67	1,169	1,078	11	11
	입원 I.P		1	3	11	909	897	-	-
	외래 O.P		5	5	56	260	181	11	11
179	계 S.T		43,358	81,615	276,399	11,354,835	8,464,869	44,330	77,692
	입원 I.P		2,245	17,325	31,946	9,140,223	7,057,827	1,496	10,945
	외래 O.P		42,960	64,290	244,453	2,214,613	1,407,042	43,969	66,747
180	계 S.T		370,042	595,054	755,843	22,517,295	15,572,464	371,048	593,233
	입원 I.P		77	229	416	37,320	28,358	77	135
	외래 O.P		370,016	594,825	755,427	22,479,975	15,544,106	371,015	593,098

주 : 수진기준 (한의학분류 제외, 급여일수, 진료비와 급여비는 약국포함)

연령별 급여현황(총계) <계속>

Disease Categories by Age(Total) <Cont'd>

(단위 : 명, 일, 천원)

Unit : Person, Day, KRW 1,000

29세			30 ~ 34세				
급여일수 Reimbursed Days	진료비 Medical Expense	급여비 Benefit	진료실인원 Patients	내원일수 Visits	급여일수 Reimbursed Days	진료비 Medical Expense	급여비 Benefit
46,915	363,045	256,428	1,021	3,428	71,354	589,310	404,740
1,054	211,088	167,331	102	874	2,099	361,525	273,702
45,861	151,957	89,097	1,005	2,554	69,255	227,785	131,038
137,772	1,363,027	968,882	8,338	19,990	159,781	1,646,350	1,178,972
9,338	668,948	527,593	1,755	2,653	10,959	851,727	672,368
128,434	694,079	441,290	8,320	17,337	148,822	794,624	506,604
722,741	20,790,765	15,799,909	54,374	156,456	718,121	21,216,382	16,077,191
56,787	15,066,677	11,960,040	14,700	36,914	60,131	15,477,385	12,239,756
665,954	5,724,088	3,839,869	53,729	119,542	657,990	5,738,997	3,837,435
232,808	2,671,453	1,793,649	13,208	25,983	254,834	2,348,672	1,590,538
8,644	1,430,448	1,092,725	793	2,821	6,615	1,126,206	863,355
224,164	1,241,006	700,925	12,888	23,162	248,219	1,222,466	727,183
3,737,774	29,336,732	20,413,030	618,070	1,131,895	4,612,093	34,758,870	24,201,770
28,557	1,994,647	1,529,291	3,461	14,243	29,197	2,106,480	1,612,549
3,709,217	27,342,085	18,883,739	616,804	1,117,652	4,582,896	32,652,389	22,589,221
1,449,895	10,349,643	7,241,567	234,865	392,121	1,690,468	11,871,075	8,312,659
1,355	93,472	72,411	150	535	1,211	82,084	63,125
1,448,540	10,256,171	7,169,156	234,777	391,586	1,689,257	11,788,991	8,249,534
4,747,410	34,075,554	23,477,802	707,375	1,320,323	5,792,230	40,304,428	27,869,052
17,100	985,522	753,766	2,489	6,186	17,131	1,014,886	779,480
4,730,310	33,090,032	22,724,036	706,114	1,314,137	5,775,099	39,289,542	27,089,572
773,633	10,142,515	7,309,052	119,784	174,313	729,776	9,522,079	6,897,237
44,450	3,725,268	3,052,515	5,817	22,140	44,199	3,593,168	2,947,696
729,183	6,417,247	4,256,537	116,191	152,173	685,577	5,928,911	3,949,541
213,652	5,427,421	3,995,606	32,835	75,192	298,173	6,879,732	5,003,667
25,092	3,632,404	2,836,930	2,575	18,684	33,447	4,355,973	3,353,376
188,560	1,795,017	1,158,676	31,733	56,508	264,726	2,523,760	1,650,291
6,697,711	50,098,085	34,966,321	955,875	2,111,324	8,795,106	63,829,650	44,559,164
16,142	959,999	738,625	2,044	9,435	19,379	1,176,649	903,888
6,681,569	49,138,085	34,227,696	955,193	2,101,889	8,775,727	62,653,001	43,655,277
1,181,908	13,468,979	9,332,087	149,828	320,817	1,426,782	15,476,339	10,708,503
12,597	2,781,543	2,036,742	1,822	5,417	13,642	2,979,565	2,182,127
1,169,311	10,687,435	7,295,345	149,476	315,400	1,413,140	12,496,775	8,526,376
4,930,253	36,550,721	25,157,892	501,550	979,254	5,510,802	37,409,688	25,782,181
34,140	5,226,783	4,022,610	4,255	9,370	24,736	3,640,572	2,795,351
4,896,113	31,323,938	21,135,282	501,017	969,884	5,486,066	33,769,117	22,986,830
301,691	6,112,975	4,436,625	42,576	77,756	299,095	4,716,791	3,392,702
23,984	3,378,205	2,691,226	2,096	6,123	14,731	2,136,657	1,703,770
277,707	2,734,770	1,745,400	42,180	71,633	284,364	2,580,134	1,688,933
1,003,434	10,440,542	7,211,424	146,576	258,466	1,107,704	10,759,021	7,425,282
17,439	1,801,204	1,354,494	1,575	6,104	15,941	1,495,703	1,123,291
985,995	8,639,338	5,856,930	146,069	252,362	1,091,763	9,263,319	6,301,990
1,124,240	9,647,585	6,565,242	190,879	323,243	1,368,712	11,225,803	7,612,456
12,056	942,073	739,608	1,200	6,006	13,573	926,669	705,945
1,112,184	8,705,512	5,825,634	190,149	317,237	1,355,139	10,299,134	6,906,510
870,705	6,225,956	4,113,219	48,046	107,354	1,010,022	6,800,315	4,516,130
8,832	783,625	606,258	647	3,462	7,838	693,054	533,791
861,873	5,442,332	3,506,961	47,835	103,892	1,002,184	6,107,261	3,982,339
7,952	88,966	54,513	404	1,031	11,251	133,149	83,511
283	30,073	22,308	20	121	240	49,071	38,645
7,669	58,893	32,205	399	910	11,011	84,079	44,866
56	575	358	4	4	60	255	182
-	-	-	-	-	-	-	-
56	575	358	4	4	60	255	182
294,362	8,108,187	5,980,483	47,497	85,324	346,192	6,904,546	4,996,732
19,813	5,668,029	4,405,100	1,073	8,324	15,235	4,084,407	3,168,868
274,549	2,440,158	1,575,383	47,174	77,000	330,957	2,820,139	1,827,863
763,150	22,601,015	15,615,110	310,436	495,232	634,249	18,950,952	13,117,946
511	28,582	22,273	44	97	290	12,854	9,811
762,639	22,572,433	15,592,837	310,405	495,135	633,959	18,938,099	13,108,135

Note : Based on the Treatment Month (excluding herbal medicine,including pharmacy in Treatment Days Treatment Amount and Benefit Amount)

구 분 Division			35 ~ 39세					40세 ~	
			진료실인원 Patients	내원일수 Visits	급여일수 Reimbursed Days	진료비 Medical Expense	급여비 Benefit	진료실인원 Patients	내원일수 Visits
161	계 S.T		1,568	5,292	116,324	958,637	681,377	1,710	5,740
	입원 I.P		177	1,456	3,269	572,864	449,535	145	1,279
	외래 O.P		1,529	3,836	113,055	385,773	231,843	1,677	4,461
162	계 S.T		12,697	32,287	278,869	2,869,790	2,073,631	15,242	40,135
	입원 I.P		2,994	4,731	19,273	1,601,038	1,261,908	3,628	5,859
	외래 O.P		12,640	27,556	259,596	1,268,752	811,723	15,166	34,276
163	계 S.T		61,775	191,630	878,505	26,784,952	20,253,446	56,466	185,052
	입원 I.P		18,331	48,971	80,469	19,890,496	15,663,697	17,435	48,627
	외래 O.P		61,026	142,659	798,036	6,894,456	4,589,749	55,733	136,425
164	계 S.T		16,170	34,322	408,696	3,313,480	2,318,929	15,502	35,811
	입원 I.P		930	4,140	9,462	1,683,019	1,306,348	758	3,922
	외래 O.P		15,736	30,182	399,234	1,630,461	1,012,582	15,097	31,889
165	계 S.T		823,657	1,599,457	6,716,196	48,601,067	33,871,294	658,653	1,261,962
	입원 I.P		4,270	18,259	37,459	2,599,271	1,992,618	2,504	10,451
	외래 O.P		822,034	1,581,198	6,678,737	46,001,796	31,878,676	657,606	1,251,511
166	계 S.T		305,556	547,102	2,424,818	16,525,023	11,565,332	252,674	459,661
	입원 I.P		212	886	2,031	145,332	111,965	180	797
	외래 O.P		305,434	546,216	2,422,787	16,379,691	11,453,368	252,560	458,864
167	계 S.T		927,827	1,859,765	8,456,386	56,493,720	39,119,726	775,920	1,544,076
	입원 I.P		2,889	8,327	21,852	1,351,836	1,036,092	2,168	6,491
	외래 O.P		926,414	1,851,438	8,434,534	55,141,884	38,083,634	774,809	1,537,585
168	계 S.T		185,993	275,749	1,166,698	14,975,627	10,911,568	162,654	243,324
	입원 I.P		8,805	35,669	69,544	5,806,948	4,751,935	7,146	30,163
	외래 O.P		180,434	240,080	1,097,154	9,168,679	6,159,633	158,048	213,161
169	계 S.T		51,975	128,006	521,514	11,576,946	8,422,059	44,051	113,131
	입원 I.P		4,277	32,303	57,911	7,432,491	5,751,629	3,602	29,839
	외래 O.P		50,203	95,703	463,603	4,144,454	2,670,430	42,476	83,292
170	계 S.T		1,323,381	3,193,939	13,676,710	96,302,717	67,270,178	1,129,291	2,662,044
	입원 I.P		2,929	15,181	31,403	1,868,324	1,439,574	2,357	11,852
	외래 O.P		1,322,376	3,178,758	13,645,307	94,434,392	65,830,603	1,128,369	2,650,192
171	계 S.T		194,518	457,561	2,082,248	21,605,433	14,936,894	152,185	370,515
	입원 I.P		2,493	7,683	19,409	4,268,546	3,114,735	2,384	7,688
	외래 O.P		194,083	449,878	2,062,839	17,336,887	11,822,159	151,757	362,827
172	계 S.T		655,089	1,348,888	7,942,498	49,049,799	33,788,671	548,192	1,148,390
	입원 I.P		3,952	9,255	25,740	3,634,455	2,776,215	3,072	7,763
	외래 O.P		654,524	1,339,633	7,916,758	45,415,343	31,012,456	547,758	1,140,627
173	계 S.T		50,643	95,321	381,953	5,172,665	3,697,335	38,044	72,068
	입원 I.P		2,013	5,995	14,897	2,064,069	1,642,275	1,179	3,431
	외래 O.P		50,277	89,326	367,056	3,108,595	2,055,060	37,795	68,637
174	계 S.T		193,986	360,646	1,599,341	14,827,775	10,224,499	162,278	312,493
	입원 I.P		2,166	8,252	22,128	2,025,713	1,519,216	1,824	7,097
	외래 O.P		193,309	352,394	1,577,213	12,802,062	8,705,283	161,783	305,396
175	계 S.T		257,119	470,601	2,059,866	16,684,488	11,369,865	222,259	419,173
	입원 I.P		1,829	10,604	22,708	1,764,338	1,349,678	1,677	10,135
	외래 O.P		256,024	459,997	2,037,158	14,920,151	10,020,188	221,241	409,038
176	계 S.T		66,662	156,520	1,542,140	9,764,704	6,512,731	61,727	158,914
	입원 I.P		906	4,988	11,507	1,000,062	771,569	942	6,101
	외래 O.P		66,386	151,532	1,530,633	8,764,642	5,741,162	61,441	152,813
177	계 S.T		862	2,083	22,583	241,128	150,061	1,358	3,529
	입원 I.P		44	205	493	74,446	57,336	75	429
	외래 O.P		843	1,878	22,090	166,682	92,725	1,330	3,100
178	계 S.T		11	13	97	1,090	520	13	32
	입원 I.P		-	-	-	-	-	1	9
	외래 O.P		11	13	97	1,090	520	13	23
179	계 S.T		67,737	130,334	549,313	10,111,550	7,357,940	62,080	122,654
	입원 I.P		1,288	11,962	20,612	5,708,414	4,509,085	1,302	11,973
	외래 O.P		67,288	118,372	528,701	4,403,136	2,848,855	61,578	110,681
180	계 S.T		344,520	545,922	701,816	21,054,487	14,592,946	299,771	466,402
	입원 I.P		72	189	471	16,778	13,242	58	245
	외래 O.P		344,466	545,733	701,345	21,037,709	14,579,704	299,725	466,157

주 : 수진기준 (한의분류 제외, 급여일수, 진료비와 급여비는 약국포함)

연령별 급여현황(총계) <계속>

Disease Categories by Age(Total) <Cont'd>

(단위 : 명, 일, 천원)

Unit : Person, Day, KRW 1,000

44세			45세 ~ 49세				
급여일수 Reimbursed Days	진료비 Medical Expense	급여비 Benefit	진료실인원 Patients	내원일수 Visits	급여일수 Reimbursed Days	진료비 Medical Expense	급여비 Benefit
146,387	1,035,557	746,112	2,450	8,529	235,304	1,735,597	1,250,340
3,059	597,951	481,781	249	2,166	5,321	1,069,098	843,634
143,328	437,606	264,331	2,390	6,363	229,983	666,499	406,706
386,103	3,526,293	2,542,744	21,158	58,313	569,802	5,356,569	3,869,723
22,818	1,896,843	1,494,705	5,350	8,891	34,732	2,958,695	2,329,716
363,285	1,629,450	1,048,038	21,047	49,422	535,070	2,397,875	1,540,007
861,574	25,888,445	19,509,772	64,619	217,853	1,023,628	30,105,024	22,675,429
80,653	19,261,671	15,124,656	20,225	57,541	94,751	22,417,697	17,588,222
780,921	6,626,774	4,385,116	63,800	160,312	928,877	7,687,327	5,087,208
493,493	3,269,203	2,302,389	18,374	46,955	687,652	5,015,190	3,648,181
8,637	1,546,914	1,201,446	1,051	7,060	14,382	2,662,405	2,117,449
484,856	1,722,289	1,100,943	17,771	39,895	673,270	2,352,785	1,530,731
5,454,531	37,725,769	26,323,144	625,014	1,169,098	5,170,428	34,236,532	23,910,084
22,770	1,533,236	1,175,748	1,676	6,762	15,184	1,009,072	772,580
5,431,761	36,192,533	25,147,396	624,248	1,162,336	5,155,244	33,227,460	23,137,503
2,109,885	13,861,425	9,699,724	253,293	461,997	2,177,946	13,853,400	9,692,632
1,744	149,579	115,653	220	934	2,320	163,681	125,305
2,108,141	13,711,846	9,584,072	253,157	461,063	2,175,626	13,689,719	9,567,327
7,250,831	46,186,546	32,020,385	790,692	1,536,912	7,379,057	44,965,944	31,235,765
18,248	1,095,391	830,885	2,151	6,871	19,919	1,130,971	861,688
7,232,583	45,091,154	31,189,500	789,534	1,530,041	7,359,138	43,834,973	30,374,077
1,050,806	13,118,391	9,569,006	155,306	239,766	1,031,981	13,286,844	9,722,540
59,126	5,028,341	4,114,804	7,316	32,309	63,860	5,482,718	4,462,715
991,680	8,090,050	5,454,201	150,508	207,457	968,121	7,804,126	5,259,826
477,657	11,211,282	8,276,607	45,392	127,235	531,135	14,273,027	10,589,341
52,880	7,510,623	5,875,481	4,304	41,498	69,491	10,263,348	8,016,314
424,777	3,700,660	2,401,126	43,397	85,737	461,644	4,009,679	2,573,027
11,727,599	80,101,008	55,991,924	1,151,516	2,595,406	11,706,082	77,840,427	54,465,069
25,553	1,539,556	1,181,120	2,496	12,738	27,876	1,684,223	1,293,164
11,702,046	78,561,452	54,810,805	1,150,442	2,582,668	11,678,206	76,156,204	53,171,904
1,737,190	18,230,667	12,584,631	142,258	352,240	1,696,571	18,292,319	12,622,087
19,647	4,234,014	3,080,851	2,763	9,006	23,242	4,899,993	3,573,909
1,717,543	13,996,653	9,503,780	141,811	343,234	1,673,329	13,392,326	9,048,179
7,338,192	41,659,728	28,697,019	550,732	1,155,594	7,832,545	42,414,460	29,132,417
21,162	3,030,812	2,302,464	3,150	8,181	24,241	3,235,205	2,437,630
7,317,030	38,628,916	26,394,555	550,251	1,147,413	7,808,304	39,179,254	26,694,787
297,643	3,530,294	2,512,762	33,918	63,288	265,841	2,837,720	2,009,847
8,343	1,201,767	957,186	773	2,321	5,621	809,761	645,239
289,300	2,328,527	1,555,577	33,723	60,967	260,220	2,027,958	1,364,608
1,459,211	12,996,597	8,943,675	168,083	328,052	1,636,990	13,893,672	9,513,300
19,435	1,846,403	1,390,184	1,795	6,727	19,462	1,950,688	1,473,067
1,439,776	11,150,195	7,553,491	167,701	321,325	1,617,528	11,942,984	8,040,233
1,961,318	15,241,767	10,399,973	246,171	473,785	2,357,852	18,226,240	12,475,783
22,005	1,727,653	1,327,151	2,217	14,741	32,279	2,659,601	2,044,582
1,939,313	13,514,113	9,072,823	244,839	459,044	2,325,573	15,566,638	10,431,201
1,719,543	10,243,128	6,858,655	70,893	191,832	2,251,789	12,848,432	8,628,469
14,106	1,181,362	908,222	1,168	8,245	17,770	1,605,689	1,237,501
1,705,437	9,061,766	5,950,432	70,535	183,587	2,234,019	11,242,743	7,390,968
41,192	487,409	314,657	2,524	7,151	90,138	933,783	587,969
1,142	203,542	155,628	141	1,047	2,403	364,493	278,628
40,050	283,866	159,029	2,478	6,104	87,735	569,290	309,341
202	6,406	4,494	56	100	817	10,732	5,962
14	4,846	3,678	2	6	27	2,138	1,446
188	1,560	815	54	94	790	8,595	4,516
544,749	10,518,818	7,599,766	70,138	145,972	678,685	14,642,040	10,690,813
20,661	5,958,403	4,683,782	1,854	19,138	32,191	8,947,135	7,070,146
524,088	4,560,415	2,915,984	69,385	126,834	646,494	5,694,905	3,620,666
604,874	18,181,440	12,604,425	336,884	523,606	688,944	20,770,201	14,409,174
590	11,801	9,236	91	234	629	15,079	12,345
604,284	18,169,639	12,595,189	336,817	523,372	688,315	20,755,122	14,396,829

Note : Based on the Treatment Month (excluding herbal medicine,including pharmacy in Treatment Days Treatment Amount and Benefit Amount)

구 분 Division			50 ~ 54세					55세 ~	
			진료실인원 Patients	내원일수 Visits	급여일수 Reimbursed Days	진료비 Medical Expense	급여비 Benefit	진료실인원 Patients	내원일수 Visits
161	계 S.T		2,668	9,061	273,583	1,657,372	1,173,044	3,203	11,145
	입원 I.P		237	1,846	4,881	909,082	711,960	309	2,460
	외래 O.P		2,611	7,215	268,702	748,289	461,083	3,126	8,685
162	계 S.T		24,635	71,305	682,326	6,901,838	4,986,817	27,725	82,433
	입원 I.P		6,647	11,736	44,551	4,001,033	3,144,066	7,772	14,444
	외래 O.P		24,475	59,569	637,775	2,900,805	1,842,751	27,539	67,989
163	계 S.T		63,687	208,975	991,546	28,370,434	21,285,848	62,819	199,144
	입원 I.P		18,687	54,579	89,224	20,802,869	16,303,840	16,965	50,347
	외래 O.P		62,812	154,396	902,322	7,567,566	4,982,008	61,978	148,797
164	계 S.T		19,065	51,688	760,305	5,746,643	4,173,561	21,460	58,797
	입원 I.P		1,219	8,995	19,388	3,119,693	2,474,676	1,492	10,269
	외래 O.P		18,316	42,693	740,917	2,626,949	1,698,885	20,530	48,528
165	계 S.T		548,273	1,027,109	4,631,964	29,860,226	20,856,384	565,575	1,095,200
	입원 I.P		1,483	6,239	14,815	882,778	675,236	1,617	7,543
	외래 O.P		547,488	1,020,870	4,617,149	28,977,448	20,181,148	564,681	1,087,657
166	계 S.T		229,499	424,944	2,042,959	12,674,298	8,865,539	248,439	482,202
	입원 I.P		266	1,147	3,158	182,126	139,383	324	1,549
	외래 O.P		229,328	423,797	2,039,801	12,492,172	8,726,156	248,239	480,653
167	계 S.T		737,480	1,454,014	7,096,790	41,636,283	28,960,487	807,164	1,670,265
	입원 I.P		2,355	7,764	23,226	1,248,182	948,731	2,924	11,535
	외래 O.P		736,159	1,446,250	7,073,564	40,388,101	28,011,756	805,605	1,658,730
168	계 S.T		132,643	217,309	914,199	13,155,951	9,734,901	130,374	228,967
	입원 I.P		8,161	37,964	75,176	6,421,552	5,218,501	9,934	49,357
	외래 O.P		127,285	179,345	839,023	6,734,399	4,516,400	123,780	179,610
169	계 S.T		47,822	154,889	639,197	20,841,584	15,668,521	65,120	242,403
	입원 I.P		6,092	63,943	103,495	16,204,545	12,721,608	10,379	114,069
	외래 O.P		44,852	90,946	535,702	4,637,039	2,946,913	60,064	128,334
170	계 S.T		1,065,494	2,417,673	11,186,024	72,927,873	51,037,373	1,168,821	2,816,357
	입원 I.P		3,335	18,672	42,419	2,466,908	1,885,073	4,657	28,290
	외래 O.P		1,064,120	2,399,001	11,143,605	70,460,965	49,152,300	1,166,977	2,788,067
171	계 S.T		124,485	319,110	1,554,418	17,651,348	12,141,101	135,327	367,023
	입원 I.P		3,034	10,207	26,858	5,401,183	3,937,823	3,585	13,058
	외래 O.P		123,933	308,903	1,527,560	12,250,164	8,203,278	134,647	353,965
172	계 S.T		493,180	1,044,247	7,127,289	38,538,885	26,362,110	513,068	1,103,901
	입원 I.P		2,895	7,687	23,906	3,025,718	2,269,745	2,550	7,210
	외래 O.P		492,687	1,036,560	7,103,383	35,513,167	24,092,365	512,600	1,096,691
173	계 S.T		29,370	55,528	236,722	2,330,252	1,631,212	30,467	58,524
	입원 I.P		533	1,616	3,880	540,737	430,110	416	1,351
	외래 O.P		29,240	53,912	232,842	1,789,514	1,201,102	30,348	57,173
174	계 S.T		159,791	321,569	1,697,040	14,296,194	9,735,656	177,808	374,997
	입원 I.P		1,967	7,537	22,065	2,280,280	1,728,165	2,214	8,816
	외래 O.P		159,410	314,032	1,674,975	12,015,914	8,007,491	177,435	366,181
175	계 S.T		261,913	523,630	2,901,536	21,923,530	14,981,110	330,777	725,590
	입원 I.P		3,153	22,800	50,029	3,897,470	2,983,428	5,078	43,232
	외래 O.P		259,989	500,830	2,851,507	18,026,060	11,997,682	328,058	682,358
176	계 S.T		75,306	215,469	2,632,439	15,017,036	10,128,811	97,196	291,605
	입원 I.P		1,475	13,346	27,410	2,389,607	1,834,616	2,293	22,889
	외래 O.P		74,816	202,123	2,605,029	12,627,429	8,294,195	96,444	268,716
177	계 S.T		5,451	16,301	240,391	2,185,845	1,383,240	11,373	35,397
	입원 I.P		306	2,197	4,778	842,853	643,995	617	4,806
	외래 O.P		5,352	14,104	235,613	1,342,992	739,245	11,167	30,591
178	계 S.T		114	223	1,960	28,653	19,156	474	996
	입원 I.P		4	45	61	14,322	11,076	23	129
	외래 O.P		113	178	1,899	14,331	8,080	465	867
179	계 S.T		74,405	166,408	801,288	20,243,465	15,012,300	90,121	218,999
	입원 I.P		2,413	29,413	47,724	13,348,776	10,707,625	3,532	45,690
	외래 O.P		73,442	136,995	753,564	6,894,690	4,304,675	88,520	173,309
180	계 S.T		338,551	528,459	707,970	21,258,657	14,744,516	373,794	589,287
	입원 I.P		110	217	728	12,240	9,735	131	289
	외래 O.P		338,465	528,242	707,242	21,246,417	14,734,781	373,687	588,998

주 : 수진기준 (한의분류 제외, 급여일수, 진료비와 급여비는 약국포함)

연령별 급여현황(총계) <계속>

Disease Categories by Age(Total) <Cont'd>

(단위 : 명, 일, 천원)

Unit : Person, Day, KRW 1,000

59세			60 ~ 64세				
급여일수 Reimbursed Days	진료비 Medical Expense	급여비 Benefit	진료실인원 Patients	내원일수 Visits	급여일수 Reimbursed Days	진료비 Medical Expense	급여비 Benefit
339,001	2,159,222	1,550,454	3,436	12,308	378,718	2,323,952	1,658,056
6,462	1,198,824	944,756	326	2,768	6,955	1,235,817	969,385
332,539	960,399	605,698	3,343	9,540	371,763	1,088,135	688,670
799,990	8,348,815	6,031,683	23,835	71,640	720,636	7,746,745	5,579,480
53,860	4,999,153	3,924,823	6,518	12,606	47,773	4,729,846	3,710,320
746,130	3,349,662	2,106,860	23,683	59,034	672,863	3,016,899	1,869,160
962,653	26,331,301	19,686,864	51,709	159,905	800,889	20,352,344	15,149,436
83,214	19,002,287	14,887,218	12,720	38,156	63,494	14,296,019	11,201,477
879,439	7,329,014	4,799,646	50,981	121,749	737,395	6,056,326	3,947,959
954,958	6,992,001	5,077,435	19,739	54,424	958,518	6,274,688	4,523,691
21,750	3,730,162	2,980,777	1,321	9,442	20,714	3,134,761	2,506,449
933,208	3,261,839	2,096,657	18,947	44,982	937,804	3,139,926	2,017,242
5,046,915	31,745,595	22,181,838	471,376	946,382	4,465,251	27,187,480	19,006,258
17,041	1,018,959	780,851	1,288	5,964	12,928	774,587	591,436
5,029,874	30,726,637	21,400,986	470,662	940,418	4,452,323	26,412,894	18,414,821
2,367,025	14,371,615	10,053,311	222,562	457,494	2,288,620	13,544,437	9,482,574
3,839	246,855	186,682	313	1,530	4,148	237,542	181,253
2,363,186	14,124,760	9,866,629	222,367	455,964	2,284,472	13,306,895	9,301,321
8,316,239	47,189,223	32,904,429	709,410	1,556,244	7,880,720	42,977,511	30,038,556
32,591	1,754,304	1,339,162	2,565	9,788	27,603	1,538,834	1,175,367
8,283,648	45,434,919	31,565,267	708,048	1,546,456	7,853,117	41,438,677	28,863,189
959,969	15,423,839	11,526,882	101,013	185,160	782,828	13,197,695	9,900,602
96,975	8,625,706	6,988,317	8,531	43,917	85,628	7,812,132	6,313,443
862,994	6,798,132	4,538,565	95,325	141,243	697,200	5,385,563	3,587,159
1,003,654	35,241,961	26,704,103	69,746	303,656	1,246,137	49,067,404	37,641,119
184,099	28,365,797	22,360,415	13,095	160,167	251,202	40,910,326	32,509,794
819,555	6,876,164	4,343,687	63,300	143,489	994,935	8,157,077	5,131,324
13,476,290	85,799,964	60,087,466	1,039,526	2,671,820	13,176,869	81,643,075	57,212,339
62,371	3,786,199	2,901,844	4,621	29,043	62,738	4,047,081	3,099,770
13,413,919	82,013,765	57,185,623	1,037,782	2,642,777	13,114,131	77,595,994	54,112,569
1,829,150	20,654,106	14,123,775	119,692	338,345	1,700,874	18,429,910	12,556,494
34,982	6,540,235	4,758,923	3,119	11,315	30,492	5,462,094	3,991,186
1,794,168	14,113,871	9,364,852	119,148	327,030	1,670,382	12,967,816	8,565,308
7,475,755	40,237,978	27,385,488	438,245	965,432	6,482,615	34,525,623	23,460,101
23,937	2,752,794	2,058,236	1,894	5,666	19,796	2,174,071	1,620,433
7,451,818	37,485,184	25,327,252	437,879	959,766	6,462,819	32,351,552	21,839,669
253,871	2,321,399	1,614,877	24,765	48,772	213,840	1,813,161	1,253,276
3,417	448,869	354,718	252	826	2,056	262,145	208,034
250,454	1,872,530	1,260,158	24,687	47,946	211,784	1,551,015	1,045,242
2,105,419	17,146,244	11,592,711	154,686	335,500	1,953,692	15,588,256	10,527,316
26,611	2,730,289	2,076,241	1,838	8,019	22,977	2,479,953	1,901,314
2,078,808	14,415,955	9,516,469	154,370	327,481	1,930,715	13,108,303	8,626,001
4,596,019	34,366,859	23,530,574	328,835	797,189	6,002,048	42,494,837	29,046,647
89,630	7,525,433	5,770,343	5,620	53,149	108,732	9,709,492	7,483,286
4,506,389	26,841,426	17,760,231	326,169	744,040	5,893,316	32,785,345	21,563,360
3,657,524	21,090,215	14,301,739	103,478	330,585	4,354,663	24,093,008	16,365,872
46,268	4,001,192	3,092,210	2,505	26,163	52,306	4,541,753	3,498,284
3,611,256	17,089,024	11,209,529	102,649	304,422	4,302,357	19,551,255	12,867,588
565,842	4,678,743	2,962,297	13,967	45,092	801,904	5,714,582	3,595,632
9,969	1,738,140	1,334,581	727	5,712	11,987	1,854,965	1,428,492
555,873	2,940,604	1,627,717	13,744	39,380	789,917	3,859,617	2,167,141
11,718	124,244	75,342	779	1,679	22,405	204,337	126,957
168	44,308	33,564	39	262	687	75,501	57,608
11,550	79,936	41,778	765	1,417	21,718	128,836	69,348
1,171,626	31,572,113	23,795,812	88,292	247,569	1,449,903	43,488,760	33,676,493
73,015	21,163,183	17,079,604	4,362	66,005	103,243	30,152,160	24,616,426
1,098,611	10,408,930	6,716,208	86,332	181,564	1,346,660	13,336,600	9,060,067
797,783	23,810,856	16,517,803	330,442	528,748	717,350	21,167,373	14,668,829
738	44,655	34,759	133	509	1,115	12,641	10,013
797,045	23,766,201	16,483,045	330,338	528,239	716,235	21,154,732	14,658,817

Note : Based on the Treatment Month (excluding herbal medicine,including pharmacy in Treatment Days Treatment Amount and Benefit Amount)

구 분 Division			65 ~ 69세					70세 ~	
			진료실인원 Patients	내원일수 Visits	급여일수 Reimbursed Days	진료비 Medical Expense	급여비 Benefit	진료실인원 Patients	내원일수 Visits
161	계 S.T		3,214	12,442	372,098	2,365,209	1,703,247	3,285	13,585
	입원 I.P		330	3,542	7,737	1,337,875	1,054,565	390	3,956
	외래 O.P		3,107	8,900	364,361	1,027,334	648,681	3,161	9,629
162	계 S.T		16,455	48,591	545,247	5,384,966	3,907,447	11,220	33,217
	입원 I.P		4,072	7,952	32,143	3,232,521	2,540,185	2,299	4,939
	외래 O.P		16,363	40,639	513,104	2,152,445	1,367,262	11,149	28,278
163	계 S.T		35,591	109,222	596,487	12,988,045	9,742,838	27,289	81,663
	입원 I.P		7,871	23,634	40,041	8,829,907	6,924,541	5,217	16,032
	외래 O.P		35,159	85,588	556,446	4,158,138	2,818,297	26,965	65,631
164	계 S.T		16,522	44,204	834,030	5,017,174	3,611,055	15,878	42,942
	입원 I.P		1,061	7,319	15,736	2,456,124	1,958,313	1,036	7,680
	외래 O.P		15,844	36,885	818,294	2,561,051	1,652,742	15,159	35,262
165	계 S.T		318,158	682,657	3,197,331	18,844,482	15,073,262	229,152	518,447
	입원 I.P		708	3,260	7,530	443,056	339,627	427	2,003
	외래 O.P		317,747	679,397	3,189,801	18,401,426	14,733,635	228,889	516,444
166	계 S.T		163,960	374,414	1,828,412	10,522,467	8,433,151	124,850	309,148
	입원 I.P		207	1,117	2,619	164,667	125,098	163	1,008
	외래 O.P		163,838	373,297	1,825,793	10,357,799	8,308,054	124,763	308,140
167	계 S.T		531,008	1,287,084	6,444,955	33,021,875	26,093,550	424,112	1,110,734
	입원 I.P		1,667	6,636	18,616	1,049,958	810,446	1,415	5,508
	외래 O.P		530,187	1,280,448	6,426,339	31,971,917	25,283,104	423,417	1,105,226
168	계 S.T		60,380	115,240	489,674	9,155,166	7,084,207	41,599	84,929
	입원 I.P		5,671	29,877	59,145	5,831,522	4,712,965	4,734	26,427
	외래 O.P		56,513	85,363	430,529	3,323,644	2,371,242	38,229	58,502
169	계 S.T		60,566	316,945	1,274,853	58,215,814	45,504,717	59,093	400,831
	입원 I.P		13,724	187,832	285,208	50,619,324	40,540,551	17,305	275,321
	외래 O.P		53,317	129,113	989,645	7,596,490	4,964,166	49,430	125,510
170	계 S.T		755,368	2,128,705	10,525,872	63,176,127	49,831,403	584,284	1,735,857
	입원 I.P		3,467	23,261	48,923	3,232,400	2,482,825	3,025	20,508
	외래 O.P		754,149	2,105,444	10,476,949	59,943,727	47,348,578	583,215	1,715,349
171	계 S.T		80,086	244,718	1,213,837	12,344,167	8,855,670	56,742	178,484
	입원 I.P		1,944	7,165	19,860	3,425,457	2,511,840	1,306	5,359
	외래 O.P		79,741	237,553	1,193,977	8,918,711	6,343,830	56,502	173,125
172	계 S.T		314,281	742,654	4,897,558	24,777,332	18,666,950	243,137	606,893
	입원 I.P		1,030	3,530	11,944	1,215,764	904,019	592	2,328
	외래 O.P		314,059	739,124	4,885,614	23,561,567	17,762,932	243,003	604,565
173	계 S.T		15,486	31,904	139,966	1,075,612	814,104	9,981	20,854
	입원 I.P		95	285	814	98,209	78,431	43	187
	외래 O.P		15,461	31,619	139,152	977,403	735,672	9,968	20,667
174	계 S.T		104,735	245,794	1,453,570	11,077,592	7,938,949	76,561	190,330
	입원 I.P		1,083	4,805	13,735	1,696,207	1,306,872	765	4,082
	외래 O.P		104,542	240,989	1,439,835	9,381,385	6,632,077	76,404	186,248
175	계 S.T		266,086	744,840	6,608,717	45,318,866	32,290,686	231,834	757,095
	입원 I.P		5,242	62,983	115,825	11,988,761	9,235,601	6,078	85,173
	외래 O.P		263,977	681,857	6,492,892	33,330,105	23,055,084	229,772	671,922
176	계 S.T		91,744	316,274	4,234,343	22,348,805	15,681,559	85,358	326,462
	입원 I.P		2,120	22,543	42,948	3,927,433	3,022,248	2,355	27,370
	외래 O.P		91,089	293,731	4,191,395	18,421,371	12,659,311	84,630	299,092
177	계 S.T		13,321	46,393	919,555	6,164,135	3,962,070	12,168	45,436
	입원 I.P		751	6,778	13,418	2,134,546	1,643,728	696	8,141
	외래 O.P		13,089	39,615	906,137	4,029,589	2,318,343	11,906	37,295
178	계 S.T		830	2,338	29,352	329,196	216,719	828	2,438
	입원 I.P		70	599	1,244	169,606	131,109	78	715
	외래 O.P		785	1,739	28,108	159,590	85,611	776	1,723
179	계 S.T		69,869	233,223	1,504,757	45,561,250	35,947,169	60,475	253,997
	입원 I.P		4,628	77,607	118,049	32,073,547	26,194,733	5,717	111,795
	외래 O.P		67,703	155,616	1,386,708	13,487,703	9,752,436	57,573	142,202
180	계 S.T		249,920	405,436	563,922	16,002,016	11,404,134	196,542	325,186
	입원 I.P		120	381	676	15,563	12,490	125	470
	외래 O.P		249,824	405,055	563,246	15,986,454	11,391,644	196,439	324,716

주 : 수진기준 (한의분류 제외, 급여일수, 진료비와 급여비는 약국포함)

연령별 급여현황(총계) <계속>

Disease Categories by Age(Total) <Cont'd>

(단위 : 명, 일, 천원)

Unit : Person, Day, KRW 1,000

74세			75세이상				
급여일수 Reimbursed Days	진료비 Medical Expense	급여비 Benefit	진료실인원 Patients	내원일수 Visits	급여일수 Reimbursed Days	진료비 Medical Expense	급여비 Benefit
380,178	2,667,517	1,930,971	7,821	51,191	941,027	8,795,845	6,465,360
9,584	1,562,287	1,230,543	1,271	29,106	44,652	6,139,394	4,762,716
370,594	1,105,230	700,427	7,262	22,085	896,375	2,656,450	1,702,644
432,210	3,664,189	2,628,943	11,968	32,636	522,518	3,054,362	2,169,653
19,207	2,109,497	1,655,010	1,536	4,021	13,023	1,461,468	1,146,642
413,003	1,554,692	973,933	11,900	28,615	509,495	1,592,895	1,023,010
481,898	8,929,336	6,673,286	38,375	105,832	744,863	10,089,096	7,529,716
27,489	5,825,984	4,571,109	5,424	16,904	29,438	6,094,287	4,783,022
454,409	3,103,352	2,102,177	37,848	88,928	715,425	3,994,810	2,746,694
809,160	4,625,365	3,302,084	33,033	91,980	1,627,109	9,604,602	6,915,499
15,708	2,159,523	1,715,121	2,494	22,119	37,916	4,773,584	3,730,885
793,452	2,465,841	1,586,964	31,136	69,861	1,589,193	4,831,018	3,184,614
2,403,936	13,835,120	11,287,616	304,778	712,418	3,424,642	18,941,985	15,507,001
5,032	270,306	207,439	811	4,297	8,876	571,314	439,522
2,398,904	13,564,814	11,080,177	304,216	708,121	3,415,766	18,370,671	15,067,479
1,490,808	8,408,644	6,870,116	173,376	453,999	2,253,816	12,173,222	10,000,228
2,229	181,738	139,953	381	2,561	4,961	364,812	281,128
1,488,579	8,226,906	6,730,163	173,126	451,438	2,248,855	11,808,411	9,719,100
5,442,020	26,757,483	21,479,286	691,729	1,947,271	9,740,661	44,427,744	35,895,281
15,782	876,159	673,693	3,122	17,075	36,635	2,531,055	1,948,436
5,426,238	25,881,324	20,805,594	690,003	1,930,196	9,704,026	41,896,689	33,946,846
358,554	8,021,880	6,252,672	71,097	192,409	716,021	28,448,795	22,237,343
52,822	5,668,036	4,569,369	15,970	102,507	195,898	24,246,857	19,350,647
305,732	2,353,844	1,683,303	59,296	89,902	520,123	4,201,938	2,886,696
1,438,468	80,716,375	63,434,091	182,974	2,132,963	5,416,716	452,953,232	355,182,494
403,194	73,006,410	58,405,535	97,422	1,844,620	2,453,424	432,512,514	341,993,515
1,035,274	7,709,965	5,028,556	115,721	288,343	2,963,292	20,440,717	13,188,979
8,645,859	50,803,198	40,693,061	899,469	2,757,985	14,580,311	86,168,563	68,786,209
43,199	2,928,396	2,254,880	9,267	73,648	136,421	10,491,647	8,076,494
8,602,660	47,874,802	38,438,181	895,391	2,684,337	14,443,890	75,676,915	60,709,716
930,296	8,622,512	6,218,235	67,589	212,642	1,095,357	9,696,137	7,094,228
14,605	2,310,409	1,700,110	1,426	6,651	17,203	2,368,706	1,755,957
915,691	6,312,103	4,518,124	67,212	205,991	1,078,154	7,327,432	5,338,271
4,072,509	19,202,672	14,620,816	351,495	913,025	6,167,578	27,256,317	21,236,885
8,078	745,801	553,191	517	2,821	7,611	644,967	476,942
4,064,431	18,456,872	14,067,625	351,333	910,204	6,159,967	26,611,350	20,759,943
89,009	664,438	512,655	11,221	23,633	104,888	710,786	554,237
465	48,808	37,917	22	96	27,212	21,212	21,222
88,544	615,629	474,738	11,217	23,537	104,627	683,575	533,015
1,215,528	8,356,273	5,949,493	94,399	243,648	1,415,380	11,136,072	8,163,795
10,699	1,188,849	906,022	995	10,496	18,240	2,628,240	2,014,865
1,204,829	7,167,424	5,043,471	94,065	233,152	1,397,140	8,507,832	6,148,931
7,568,314	52,050,243	37,013,280	423,025	1,862,380	17,845,035	156,038,845	113,686,112
145,697	16,857,610	13,040,702	23,529	574,705	786,376	81,540,136	62,354,199
7,422,617	35,192,633	23,972,578	412,866	1,287,675	17,058,659	74,498,709	51,331,913
4,348,318	22,850,828	16,210,338	175,950	882,154	10,265,379	69,448,996	50,544,940
50,792	4,846,264	3,733,929	10,051	237,393	319,160	29,860,806	22,672,697
4,297,526	18,004,564	12,476,409	171,809	644,761	9,946,219	39,588,191	27,872,243
861,340	5,609,834	3,619,929	17,285	74,921	1,320,395	9,496,833	6,453,047
14,087	2,005,580	1,538,520	1,549	24,953	38,541	4,555,461	3,495,841
847,253	3,604,254	2,081,409	16,521	49,968	1,281,854	4,941,372	2,957,206
36,018	363,699	245,498	1,842	10,523	121,069	1,423,250	997,357
1,697	208,135	162,875	302	6,757	9,450	989,546	746,553
34,321	155,564	82,624	1,659	3,766	111,619	433,704	250,804
1,629,724	55,422,472	43,770,982	113,050	832,456	3,761,471	203,836,110	161,318,562
163,254	42,363,612	34,296,100	26,656	592,409	804,435	181,447,321	145,119,799
1,466,470	13,058,860	9,474,883	94,831	240,047	2,957,036	22,388,790	16,198,763
459,164	12,629,003	8,980,745	252,672	411,335	599,407	15,638,476	11,212,582
816	44,174	35,589	346	578	1,337	44,071	35,549
458,348	12,584,828	8,945,156	252,369	410,757	598,070	15,594,405	11,177,033

Note : Based on the Treatment Month (excluding herbal medicine,including pharmacy in Treatment Days Treatment Amount and Benefit Amount)

구 분 Division			총 계 G.T					0세	
			진료실인원 Patients	내원일수 Visits	급여일수 Reimbursed Days	진료비 Medical Expense	급여비 Benefit	진료실인원 Patients	내원일수 Visits
181	계 S.T		20,232,388	61,197,727	106,174,063	3,864,351,487	2,645,083,199	1,448	1,743
	입원 I.P		18,380	44,402	125,387	10,189,355	7,819,566	9	33
	외래 O.P		20,226,607	61,153,325	106,048,676	3,854,162,132	2,637,263,633	1,443	1,710
182	계 S.T		1,271,737	2,289,695	8,880,305	85,284,174	58,766,043	2,983	4,020
	입원 I.P		14,720	71,189	162,755	18,307,969	14,011,136	96	353
	외래 O.P		1,267,479	2,218,506	8,717,550	66,976,205	44,754,907	2,924	3,667
183	계 S.T		1,473,126	3,188,107	40,674,156	248,694,849	174,805,708	20	29
	입원 I.P		28,064	235,111	528,682	70,821,357	55,199,328	2	8
	외래 O.P		1,461,683	2,952,996	40,145,474	177,873,492	119,606,380	18	21
184	계 S.T		5,336,838	9,706,770	86,870,509	436,836,632	301,876,690	2,035	2,864
	입원 I.P		44,429	132,623	347,174	24,931,862	19,237,277	45	74
	외래 O.P		5,309,344	9,574,147	86,523,335	411,904,770	282,639,413	1,997	2,790
185	계 S.T		5,159,893	11,218,159	157,470,361	676,856,534	458,720,757	6,900	9,782
	입원 I.P		44,322	217,957	624,881	55,019,862	42,872,680	131	563
	외래 O.P		5,140,251	11,000,202	156,845,480	621,836,672	415,848,077	6,824	9,219
186	계 S.T		110,244	616,583	1,171,544	255,050,256	202,836,593	3	27
	입원 I.P		80,928	433,186	732,014	245,658,201	197,848,370	2	23
	외래 O.P		102,283	183,397	439,530	9,392,056	4,988,223	3	4
187	계 S.T		48,688	238,227	593,781	66,324,535	52,371,499	1,604	6,307
	입원 I.P		32,374	106,694	228,004	59,312,809	48,717,398	983	2,411
	외래 O.P		46,658	131,533	365,777	7,011,726	3,654,101	1,527	3,896
188	계 S.T		17,546	79,229	311,246	18,907,640	14,218,582	1,485	2,106
	입원 I.P		5,505	42,395	78,943	16,569,826	12,959,824	45	231
	외래 O.P		16,369	36,834	232,303	2,337,814	1,258,758	1,473	1,875
189	계 S.T		65,911	453,612	13,459,175	166,637,289	147,460,242	33	65
	입원 I.P		7,686	85,648	283,546	32,482,661	28,196,070	3	16
	외래 O.P		64,745	367,964	13,175,629	134,154,628	119,264,172	31	49
190	계 S.T		88,315	339,260	1,234,657	71,876,062	54,857,271	962	3,126
	입원 I.P		29,815	230,234	387,982	63,359,803	49,933,940	388	2,029
	외래 O.P		69,519	109,026	846,675	8,516,259	4,923,331	780	1,097
191	계 S.T		52,864	212,716	913,889	44,860,978	32,099,434	-	-
	입원 I.P		18,786	132,190	258,208	36,145,442	27,116,483	-	-
	외래 O.P		45,789	80,526	655,681	8,715,536	4,982,951	-	-
192	계 S.T		5,276,669	10,020,958	65,066,653	895,740,991	621,100,021	29,852	49,828
	입원 I.P		185,296	738,347	1,559,513	249,358,778	196,516,442	482	1,628
	외래 O.P		5,213,520	9,282,611	63,507,140	646,382,212	424,583,580	29,658	48,200
193	계 S.T		124,960	638,145	10,402,690	120,878,311	88,593,492	1	1
	입원 I.P		18,319	299,104	530,245	82,220,806	65,030,280	-	-
	외래 O.P		117,661	339,041	9,872,445	38,657,505	23,563,212	1	1
194	계 S.T		1,276,777	3,186,031	56,981,079	426,900,981	297,893,616	549	1,674
	입원 I.P		42,416	547,163	1,071,048	151,351,399	120,454,879	111	631
	외래 O.P		1,258,272	2,638,868	55,910,031	275,549,582	177,438,736	506	1,043
195	계 S.T		225,074	1,351,349	11,454,568	462,766,775	339,151,556	9	33
	입원 I.P		89,425	817,521	1,757,319	411,040,705	311,138,004	1	4
	외래 O.P		209,894	533,828	9,697,249	51,726,069	28,013,552	9	29
196	계 S.T		100,660	509,013	4,211,287	102,761,118	71,409,107	5	53
	입원 I.P		22,993	256,835	533,101	73,293,601	56,130,117	1	37
	외래 O.P		92,779	252,178	3,678,186	29,467,517	15,278,990	5	16
197	계 S.T		305,960	862,449	6,943,707	183,881,616	134,127,346	998	3,074
	입원 I.P		49,161	345,556	735,882	134,311,638	106,466,234	289	1,678
	외래 O.P		277,450	516,893	6,207,825	49,569,978	27,661,112	845	1,396
198	계 S.T		3,746,120	8,334,804	34,482,425	321,576,631	231,202,995	24,630	38,983
	입원 I.P		48,624	453,991	785,902	78,066,115	60,738,143	474	2,869
	외래 O.P		3,732,679	7,880,813	33,696,523	243,510,516	170,464,851	24,477	36,114
199	계 S.T		12,160,858	33,672,883	198,115,939	1,217,266,439	852,722,030	113,414	217,938
	입원 I.P		41,734	629,823	881,244	81,079,262	62,657,366	308	1,050
	외래 O.P		12,146,726	33,043,060	197,234,695	1,136,187,177	790,064,665	113,345	216,888
200	계 S.T		1,762,406	7,124,047	109,389,583	526,181,331	412,254,272	27	32
	입원 I.P		26,357	418,008	739,925	71,842,383	56,688,969	-	-
	외래 O.P		1,755,266	6,706,039	108,649,658	454,338,948	355,565,304	27	32

주 : 수진기준 (한의분류 제외, 급여일수, 진료비와 급여비는 약국포함)

연령별 급여현황(총계) <계속>

Disease Categories by Age(Total) <Cont'd>

(단위 : 명, 일, 천원)

Unit : Person, Day, KRW 1,000

0Age			1 ~ 4세				
급여일수 Reimbursed Days	진료비 Medical Expense	급여비 Benefit	진료실인원 Patients	내원일수 Visits	급여일수 Reimbursed Days	진료비 Medical Expense	급여비 Benefit
1,857	43,508	34,158	231,789	374,732	429,129	20,395,493	16,066,797
48	9,682	9,529	136	416	701	74,483	69,622
1,809	33,826	24,629	231,698	374,316	428,428	20,321,010	15,997,175
8,435	137,338	114,252	92,656	143,942	405,933	3,956,448	3,162,974
676	59,960	56,544	2,061	7,061	13,333	897,909	815,292
7,759	77,378	57,708	91,403	136,881	392,600	3,058,538	2,347,682
104	3,912	3,805	816	1,431	6,358	76,930	65,834
22	3,441	3,432	28	166	410	43,917	40,739
82	471	372	809	1,265	5,948	33,013	25,095
10,732	86,508	69,290	38,251	55,908	216,744	1,633,941	1,282,000
191	15,352	14,762	625	1,204	2,763	176,723	164,099
10,541	71,155	54,528	37,690	54,704	213,981	1,457,217	1,117,901
31,400	543,079	476,630	33,554	51,493	204,530	1,888,033	1,563,521
1,007	325,224	314,176	159	1,238	2,263	631,556	588,475
30,393	217,855	162,454	33,457	50,255	202,267	1,256,477	975,046
35	9,206	7,986	342	1,419	2,337	537,533	496,857
31	9,072	7,937	166	981	1,612	518,222	484,813
4	134	48	313	438	725	19,311	12,044
8,122	2,172,557	1,998,416	4,228	14,561	22,106	5,731,435	5,270,492
3,511	2,009,543	1,895,380	2,890	5,072	9,222	5,315,677	5,031,073
4,611	163,015	103,036	3,719	9,489	12,884	415,757	239,419
2,557	258,010	229,343	1,138	2,239	4,199	339,507	296,315
325	215,125	201,146	104	438	963	282,427	262,254
2,232	42,885	28,197	1,115	1,801	3,236	57,080	34,061
368	11,685	10,860	99	870	2,869	244,800	220,122
16	9,486	9,464	22	724	1,281	233,616	211,358
352	2,199	1,396	83	146	1,588	11,184	8,764
6,358	1,103,706	1,034,331	9,770	19,764	56,057	3,562,603	3,075,966
3,113	1,046,714	1,000,250	3,074	9,683	19,029	2,901,904	2,688,858
3,245	56,992	34,081	8,073	10,081	37,028	660,699	387,108
-	-	-	3	3	13	147	87
-	-	-	-	-	-	-	-
-	-	-	3	3	13	147	87
184,977	2,044,285	1,719,048	223,259	410,112	2,149,096	12,401,596	9,673,081
2,385	880,230	846,891	2,544	6,458	12,770	1,543,279	1,441,095
182,592	1,164,055	872,157	221,870	403,654	2,136,326	10,858,318	8,231,986
1	173	112	-	-	3	13	10
-	-	-	-	-	-	-	-
1	173	112	-	-	3	13	10
5,802	286,724	242,889	1,654	4,647	21,060	906,081	771,943
1,186	220,529	205,452	196	1,389	2,777	694,301	639,510
4,616	66,195	37,437	1,584	3,258	18,283	211,780	132,433
572	5,148	3,438	62	266	2,355	44,034	36,395
24	2,150	1,854	14	113	173	32,606	29,646
548	2,998	1,584	58	153	2,182	11,428	6,749
130	15,234	11,574	69	451	816	91,971	80,815
37	14,075	11,025	44	326	519	81,586	75,295
93	1,158	549	54	125	297	10,385	5,521
8,133	975,743	920,312	4,266	10,234	42,708	1,941,838	1,710,638
2,621	905,883	876,760	648	3,763	6,869	1,503,102	1,410,667
5,512	69,860	43,552	3,834	6,471	35,839	438,736	299,971
86,415	1,742,190	1,470,616	246,181	463,363	1,653,651	14,587,092	11,594,683
4,365	879,273	848,635	2,674	14,754	27,813	2,694,225	2,413,148
82,050	862,918	621,981	245,431	448,609	1,625,838	11,892,867	9,181,535
538,636	5,593,968	4,291,466	713,551	1,600,178	6,956,564	48,692,982	36,967,484
1,998	232,072	217,134	2,757	8,474	18,433	1,579,575	1,438,741
536,638	5,361,896	4,074,332	713,027	1,591,704	6,938,131	47,113,407	35,528,743
37	760	580	1,095	1,896	15,082	219,266	189,746
-	-	-	42	230	646	68,950	63,843
37	760	580	1,082	1,666	14,436	150,316	125,903

Note : Based on the Treatment Month (excluding herbal medicine,including pharmacy in Treatment Days Treatment Amount and Benefit Amount)

구 분 Division			5 ~ 9세					10세 ~	
			진료실인원 Patients	내원일수 Visits	급여일수 Reimbursed Days	진료비 Medical Expense	급여비 Benefit	진료실인원 Patients	내원일수 Visits
181	계 S.T		1,377,975	3,456,849	3,780,138	120,676,226	88,678,749	838,734	1,748,531
	입원 I.P		1,608	3,588	10,883	1,033,086	921,673	624	1,399
	외래 O.P		1,377,876	3,453,261	3,769,255	119,643,139	87,757,076	838,665	1,747,132
182	계 S.T		91,734	130,675	332,585	3,606,299	2,615,446	53,648	77,796
	입원 I.P		781	2,508	6,009	532,607	484,741	512	1,809
	외래 O.P		91,409	128,167	326,576	3,073,692	2,130,706	53,524	75,987
183	계 S.T		3,447	5,190	24,237	188,821	142,665	11,786	17,376
	입원 I.P		33	193	571	52,403	48,167	75	577
	외래 O.P		3,437	4,997	23,666	136,418	94,498	11,759	16,799
184	계 S.T		96,065	137,813	553,776	3,837,012	2,765,222	164,277	240,804
	입원 I.P		867	1,989	4,786	310,833	287,193	1,122	3,188
	외래 O.P		95,391	135,824	548,990	3,526,179	2,478,030	163,613	237,616
185	계 S.T		54,650	78,446	340,222	2,428,711	1,794,084	63,250	91,398
	입원 I.P		224	933	2,295	397,008	363,879	365	1,606
	외래 O.P		54,514	77,513	337,927	2,031,703	1,430,205	63,064	89,792
186	계 S.T		5,394	24,984	40,708	10,487,057	9,646,308	9,669	44,917
	입원 I.P		3,524	16,916	27,883	10,192,741	9,493,669	6,334	30,030
	외래 O.P		5,053	8,068	12,825	294,316	152,639	9,094	14,887
187	계 S.T		2,634	9,268	14,181	3,439,632	3,129,145	688	2,345
	입원 I.P		1,853	3,160	6,396	3,166,002	2,998,602	396	840
	외래 O.P		2,429	6,108	7,785	273,631	130,543	666	1,505
188	계 S.T		347	649	921	115,958	99,428	114	220
	입원 I.P		51	163	255	98,588	90,430	9	46
	외래 O.P		336	486	666	17,370	8,998	114	174
189	계 S.T		180	1,168	12,115	333,967	295,557	628	6,661
	입원 I.P		58	602	2,059	209,771	189,134	271	2,816
	외래 O.P		157	566	10,056	124,196	106,423	587	3,845
190	계 S.T		7,231	10,604	36,061	1,160,966	879,230	3,190	5,422
	입원 I.P		1,018	2,842	5,621	688,314	630,444	440	1,855
	외래 O.P		6,453	7,762	30,440	472,652	248,786	2,850	3,567
191	계 S.T		14	83	146	16,680	14,905	129	562
	입원 I.P		10	65	114	15,641	14,488	65	377
	외래 O.P		11	18	32	1,039	417	107	185
192	계 S.T		232,494	347,951	1,513,046	10,149,879	7,299,800	181,573	263,124
	입원 I.P		2,431	4,794	10,255	875,560	809,053	1,916	5,406
	외래 O.P		230,875	343,157	1,502,791	9,274,319	6,490,748	180,572	257,718
193	계 S.T		2	2	13	88	62	23	34
	입원 I.P		-	-	-	-	-	-	-
	외래 O.P		2	2	13	88	62	23	34
194	계 S.T		2,067	4,194	21,452	491,712	376,504	10,228	20,348
	입원 I.P		128	793	1,460	248,385	226,170	228	1,142
	외래 O.P		2,020	3,401	19,992	243,328	150,334	10,140	19,206
195	계 S.T		104	423	3,706	100,247	83,585	191	707
	입원 I.P		25	211	369	82,604	75,270	44	378
	외래 O.P		96	212	3,337	17,643	8,314	179	329
196	계 S.T		134	1,095	3,515	313,379	278,991	245	1,652
	입원 I.P		68	834	1,286	290,119	267,101	93	1,133
	외래 O.P		111	261	2,229	23,260	11,889	218	519
197	계 S.T		4,010	8,290	33,844	845,766	668,304	2,599	5,481
	입원 I.P		347	1,755	3,584	452,828	416,591	235	1,267
	외래 O.P		3,778	6,535	30,260	392,937	251,713	2,443	4,214
198	계 S.T		270,612	508,833	1,873,308	16,197,785	12,065,299	194,421	377,511
	입원 I.P		2,365	13,257	24,676	2,345,452	2,119,033	1,313	8,580
	외래 O.P		269,892	495,576	1,848,632	13,852,332	9,946,267	194,033	368,931
199	계 S.T		728,744	1,542,836	6,832,886	49,045,848	34,419,393	535,887	1,238,333
	입원 I.P		1,591	5,877	12,349	1,170,818	1,046,173	1,400	5,585
	외래 O.P		728,401	1,536,959	6,820,537	47,875,030	33,373,221	535,639	1,232,748
200	계 S.T		2,704	5,921	60,519	714,449	609,943	5,679	12,700
	입원 I.P		90	781	2,233	205,078	186,216	115	1,110
	외래 O.P		2,672	5,140	58,286	509,371	423,727	5,654	11,590

주 : 수진기준 (한의분류 제외, 급여일수, 진료비와 급여비는 약국포함)

연령별 급여현황(총계) <계속>

Disease Categories by Age(Total) <Cont'd>

(단위 : 명, 일, 천원)

Unit : Person, Day, KRW 1,000

14세			15 ~ 19세				
급여일수 Reimbursed Days	진료비 Medical Expense	급여비 Benefit	진료실인원 Patients	내원일수 Visits	급여일수 Reimbursed Days	진료비 Medical Expense	급여비 Benefit
1,950,986	47,973,965	34,093,425	666,175	1,559,763	2,708,551	63,415,966	43,697,761
4,336	425,721	373,948	800	1,750	5,899	609,380	465,905
1,946,650	47,548,244	33,719,477	666,072	1,558,013	2,702,652	62,806,586	43,231,856
211,758	2,501,506	1,749,727	55,499	81,744	258,790	2,983,379	2,022,281
4,638	464,748	417,607	552	1,937	5,473	586,147	461,824
207,120	2,036,759	1,332,120	55,396	79,807	253,317	2,397,232	1,560,458
79,258	680,470	516,076	35,321	54,064	269,304	2,170,674	1,558,194
1,317	207,551	188,412	274	1,653	4,140	508,373	414,246
77,941	472,920	327,664	35,216	52,411	265,164	1,662,302	1,143,948
1,018,146	6,968,106	4,915,990	289,314	464,042	1,933,659	13,549,383	9,399,819
7,713	545,985	499,607	1,811	4,715	11,813	845,809	685,367
1,010,433	6,422,121	4,416,383	288,328	459,327	1,921,846	12,703,574	8,714,452
459,167	3,003,798	2,134,439	138,824	221,604	1,354,940	8,548,420	5,902,202
4,275	394,203	360,453	1,050	3,998	10,338	864,881	694,796
454,892	2,609,596	1,773,986	138,219	217,606	1,344,602	7,683,539	5,207,407
74,396	18,605,779	17,028,480	9,920	47,162	82,240	19,629,450	16,007,920
49,555	18,022,583	16,720,448	6,635	31,687	54,181	18,926,355	15,630,578
24,841	583,196	308,032	9,376	15,475	28,059	703,095	377,343
3,783	743,087	668,063	657	2,604	4,740	659,532	517,171
1,709	675,783	638,150	342	1,045	2,234	580,137	476,689
2,074	67,304	29,912	645	1,559	2,506	79,395	40,482
436	35,564	28,246	112	348	1,164	75,890	54,875
64	26,599	24,323	29	133	312	63,092	48,573
372	8,965	3,924	105	215	852	12,798	6,303
102,891	2,463,197	2,214,745	2,761	29,766	567,356	12,940,364	11,547,459
14,607	1,245,061	1,133,142	899	8,815	44,006	4,064,371	3,612,517
88,284	1,218,135	1,081,603	2,695	20,951	523,350	8,875,990	7,934,942
16,906	777,191	630,056	3,239	5,864	21,401	762,866	546,444
3,370	561,721	515,347	530	2,140	4,186	524,830	414,857
13,536	215,470	114,710	2,856	3,724	17,215	238,036	131,587
1,134	97,685	84,853	559	2,589	7,029	495,712	365,252
688	85,212	78,079	312	1,861	3,704	434,625	332,550
446	12,474	6,774	436	728	3,325	61,087	32,702
1,019,357	8,075,013	5,781,142	274,679	446,620	1,739,689	15,627,288	11,102,710
10,517	1,287,812	1,171,442	4,267	13,152	26,412	3,801,935	3,065,755
1,008,840	6,787,201	4,609,699	273,206	433,468	1,713,277	11,825,353	8,036,955
261	2,052	1,401	239	388	3,168	30,330	20,160
-	-	-	10	47	109	9,885	7,335
261	2,052	1,401	234	341	3,059	20,445	12,825
144,378	1,504,632	983,357	24,210	47,512	448,196	3,905,945	2,662,254
3,034	282,998	254,399	549	2,920	8,298	951,928	783,696
141,344	1,221,633	728,958	23,966	44,592	439,898	2,954,017	1,878,557
5,282	190,784	162,713	787	3,157	18,071	987,531	722,772
739	162,541	147,448	257	1,696	3,951	866,836	656,903
4,543	28,243	15,265	729	1,461	14,120	120,694	65,870
5,521	367,787	319,228	575	3,168	12,128	641,678	476,123
2,149	323,654	296,644	255	2,121	3,974	541,514	424,310
3,372	44,133	22,584	489	1,047	8,154	100,163	51,813
23,884	684,645	565,966	4,269	8,373	42,285	1,137,179	807,744
2,572	417,240	388,141	539	2,267	5,022	692,510	564,548
21,312	267,405	177,825	3,911	6,106	37,263	444,669	243,196
1,433,875	11,992,532	8,592,586	236,066	501,335	2,274,707	17,004,489	11,926,376
14,886	1,452,664	1,308,211	1,912	12,418	22,617	2,079,884	1,644,290
1,418,989	10,539,869	7,284,376	235,674	488,917	2,252,090	14,924,605	10,282,086
5,882,647	42,116,888	28,548,064	566,292	1,496,476	9,164,905	54,650,971	36,845,889
11,799	1,082,830	968,320	1,961	8,161	19,116	1,634,694	1,305,040
5,870,848	41,034,059	27,579,744	566,004	1,488,315	9,145,789	53,016,278	35,540,848
118,070	1,216,430	1,026,658	14,369	30,369	309,062	3,080,877	2,530,955
4,162	297,910	275,935	172	1,576	5,345	412,182	348,728
113,908	918,520	750,724	14,329	28,793	303,717	2,668,695	2,182,227

Note : Based on the Treatment Month (excluding herbal medicine,including pharmacy in Treatment Days Treatment Amount and Benefit Amount)

구 분 Division			20 ~ 24세					25세 ~	
			진료실인원 Patients	내원일수 Visits	급여일수 Reimbursed Days	진료비 Medical Expense	급여비 Benefit	진료실인원 Patients	내원일수 Visits
181	계	S.T	1,262,445	3,186,397	5,833,458	153,903,019	104,619,068	1,368,913	3,300,266
	입원	I.P	1,506	3,280	11,680	1,215,547	902,540	965	1,977
	외래	O.P	1,262,294	3,183,117	5,821,778	152,687,472	103,716,529	1,368,788	3,298,289
182	계	S.T	62,591	92,948	307,176	3,794,835	2,490,299	66,699	102,347
	입원	I.P	758	2,917	8,060	848,280	626,555	792	3,060
	외래	O.P	62,454	90,031	299,116	2,946,555	1,863,744	66,564	99,287
183	계	S.T	40,615	60,864	434,762	3,543,269	2,458,766	49,946	78,899
	입원	I.P	477	2,581	7,017	750,936	574,701	604	3,142
	외래	O.P	40,404	58,283	427,745	2,792,334	1,884,065	49,689	75,757
184	계	S.T	275,260	393,925	2,083,818	15,604,633	10,512,595	321,506	469,276
	입원	I.P	2,438	4,480	12,640	854,426	652,825	2,858	4,786
	외래	O.P	273,638	389,445	2,071,178	14,750,207	9,859,771	319,612	464,490
185	계	S.T	186,995	295,518	2,400,482	15,343,335	10,296,684	245,182	407,011
	입원	I.P	1,457	4,444	13,468	1,040,958	799,831	1,852	5,319
	외래	O.P	186,068	291,074	2,387,014	14,302,377	9,496,852	244,061	401,692
186	계	S.T	8,990	45,259	79,848	19,369,916	15,078,861	9,437	47,490
	입원	I.P	6,392	31,091	53,628	18,633,232	14,689,830	6,691	31,944
	외래	O.P	8,311	14,168	26,220	736,684	389,031	8,846	15,546
187	계	S.T	1,254	5,848	11,122	1,610,926	1,231,137	1,236	5,279
	입원	I.P	806	2,684	5,986	1,449,780	1,151,491	746	2,249
	외래	O.P	1,212	3,164	5,136	161,146	79,645	1,201	3,030
188	계	S.T	225	582	2,438	109,870	77,518	360	1,119
	입원	I.P	45	196	437	88,191	66,347	105	440
	외래	O.P	217	386	2,001	21,679	11,171	341	679
189	계	S.T	5,590	48,798	1,209,724	22,313,437	19,847,387	6,347	48,649
	입원	I.P	1,061	10,462	39,849	4,555,315	3,955,133	893	9,177
	외래	O.P	5,491	38,336	1,169,875	17,758,122	15,892,254	6,256	39,472
190	계	S.T	3,317	6,707	22,481	1,174,413	804,751	3,606	7,839
	입원	I.P	766	3,163	6,082	844,699	635,621	805	3,614
	외래	O.P	2,745	3,544	16,399	329,714	169,130	3,016	4,225
191	계	S.T	1,313	5,636	15,157	1,061,488	753,429	2,255	9,994
	입원	I.P	690	3,922	8,016	894,958	664,442	1,161	6,774
	외래	O.P	1,025	1,714	7,141	166,530	88,987	1,857	3,220
192	계	S.T	238,788	370,323	1,689,091	20,645,157	14,618,923	270,190	436,513
	입원	I.P	8,098	23,410	47,511	7,871,765	6,198,564	11,208	30,142
	외래	O.P	236,593	346,913	1,641,580	12,773,393	8,420,359	267,585	406,371
193	계	S.T	1,061	1,988	17,147	214,421	147,901	2,362	6,184
	입원	I.P	74	443	1,043	110,504	83,642	198	2,222
	외래	O.P	1,013	1,545	16,104	103,917	64,259	2,276	3,962
194	계	S.T	38,471	70,407	698,658	5,753,519	3,811,551	56,900	103,869
	입원	I.P	990	5,071	14,864	1,223,487	937,559	1,401	6,702
	외래	O.P	37,939	65,336	683,794	4,530,032	2,873,992	56,075	97,167
195	계	S.T	2,446	11,747	61,764	4,346,621	3,130,754	4,961	24,174
	입원	I.P	1,073	6,565	16,620	3,898,652	2,900,499	2,241	12,948
	외래	O.P	2,301	5,182	45,144	447,969	230,255	4,724	11,226
196	계	S.T	1,368	7,835	36,973	1,638,529	1,177,684	2,215	13,888
	입원	I.P	538	5,013	10,703	1,337,022	1,009,964	830	9,043
	외래	O.P	1,170	2,822	26,270	301,508	167,720	1,945	4,845
197	계	S.T	7,408	14,348	75,033	2,393,421	1,622,127	10,574	20,164
	입원	I.P	1,066	3,883	9,571	1,469,317	1,121,123	1,299	4,605
	외래	O.P	6,686	10,465	65,462	924,103	501,004	9,749	15,559
198	계	S.T	268,151	544,630	2,516,241	19,600,965	13,520,941	283,544	572,074
	입원	I.P	2,453	17,027	30,934	2,850,095	2,150,246	2,454	16,899
	외래	O.P	267,637	527,603	2,485,307	16,750,870	11,370,695	283,032	555,175
199	계	S.T	735,881	1,874,541	11,641,492	69,898,593	46,583,726	785,758	2,008,018
	입원	I.P	2,031	9,667	21,610	1,856,203	1,395,538	1,933	7,232
	외래	O.P	735,493	1,864,874	11,619,882	68,042,390	45,188,189	785,306	2,000,786
200	계	S.T	23,639	57,860	735,688	4,855,693	3,733,759	38,719	113,442
	입원	I.P	363	2,841	7,154	516,176	399,419	536	3,559
	외래	O.P	23,536	55,019	728,534	4,339,518	3,334,340	38,582	109,883

주 : 수진기준 (한의분류 제외, 급여일수, 진료비와 급여비는 약국포함)

연령별 급여현황(총계) <계속>

Disease Categories by Age(Total) <Cont'd>

(단위 : 명, 일, 천원)

Unit : Person, Day, KRW 1,000

29세			30 ~ 34세				
급여일수 Reimbursed Days	진료비 Medical Expense	급여비 Benefit	진료실인원 Patients	내원일수 Visits	급여일수 Reimbursed Days	진료비 Medical Expense	급여비 Benefit
5,659,875	159,720,688	109,302,054	1,207,762	2,887,210	4,708,943	138,904,839	95,649,530
7,199	686,150	506,685	689	1,454	5,231	430,040	317,654
5,652,676	159,034,538	108,795,369	1,207,627	2,885,756	4,703,712	138,474,799	95,331,876
360,546	4,225,789	2,766,519	59,737	94,072	341,177	3,882,547	2,546,144
8,525	857,361	633,773	688	2,557	6,955	742,984	550,843
352,021	3,368,428	2,132,746	59,603	91,515	334,222	3,139,562	1,995,301
673,408	5,161,796	3,546,682	53,130	90,174	902,407	6,820,654	4,681,101
9,060	885,968	674,360	704	3,977	11,095	1,159,032	894,060
664,348	4,275,827	2,872,321	52,859	86,197	891,312	5,661,622	3,787,041
2,734,197	20,265,336	13,642,307	302,448	456,957	2,966,230	21,766,649	14,680,497
14,755	957,292	733,184	2,726	4,714	14,539	984,059	752,235
2,719,442	19,308,044	12,909,123	300,612	452,243	2,951,691	20,782,590	13,928,262
3,697,020	23,108,362	15,491,181	253,556	441,907	4,458,590	27,478,280	18,413,099
17,096	1,337,848	1,030,399	1,822	5,421	18,033	1,481,020	1,158,438
3,679,924	21,770,514	14,460,782	252,495	436,486	4,440,557	25,997,261	17,254,661
86,936	20,234,829	15,757,740	8,504	44,488	82,057	18,974,117	14,770,863
55,449	19,429,585	15,333,153	6,244	29,949	51,969	18,222,538	14,374,319
31,487	805,243	424,587	7,977	14,539	30,088	751,579	396,544
10,888	1,455,255	1,116,216	1,191	4,954	11,078	1,375,894	1,054,977
5,275	1,307,261	1,041,681	709	2,100	5,056	1,237,913	985,256
5,613	147,994	74,536	1,152	2,854	6,022	137,981	69,721
3,777	240,962	174,305	687	2,682	8,519	573,134	416,655
1,319	203,619	155,296	263	1,154	3,029	484,673	372,326
2,458	37,343	19,009	653	1,528	5,490	88,461	44,329
1,303,194	21,872,679	19,442,094	5,706	40,842	1,153,028	18,003,589	15,966,185
32,575	3,919,099	3,413,409	652	7,248	2,981,010	2,981,010	2,569,909
1,270,619	17,953,580	16,028,685	5,630	33,594	1,128,128	15,022,559	13,396,277
30,389	1,529,353	1,075,472	3,120	6,901	24,676	1,297,699	910,727
6,922	1,134,872	869,840	776	3,425	6,796	964,781	722,706
23,467	394,481	205,632	2,580	3,476	17,880	332,918	188,021
28,307	1,937,330	1,371,831	3,226	13,721	42,821	2,600,777	1,827,289
13,945	1,612,497	1,199,399	1,553	8,847	18,191	2,096,103	1,555,576
14,362	324,833	172,432	2,685	4,874	24,630	504,673	271,714
2,089,830	29,055,831	20,625,539	250,730	425,545	2,180,351	34,675,888	24,404,914
59,835	11,166,416	8,819,569	11,770	31,461	65,340	11,847,471	9,372,567
2,029,995	17,889,415	11,805,969	247,965	394,084	2,115,011	22,828,417	15,032,347
62,481	964,847	695,831	4,050	14,383	156,547	2,784,851	2,087,699
4,516	665,337	513,805	458	6,634	12,313	2,123,486	1,682,686
57,965	299,510	182,025	3,851	7,749	144,234	661,365	405,013
1,158,162	8,347,354	5,509,709	68,295	131,095	1,819,209	12,561,471	8,505,877
22,489	1,357,802	1,039,534	1,570	9,462	2,831,311	2,865,901	2,281,361
1,135,673	6,989,552	4,470,175	67,483	121,633	1,790,898	9,695,570	6,224,517
135,315	9,323,761	6,705,168	8,384	41,996	253,625	16,102,136	11,551,070
34,579	8,332,144	6,194,967	3,828	21,661	59,463	14,295,922	10,627,228
100,736	991,616	510,202	8,060	20,335	194,162	1,806,214	923,841
74,076	3,069,332	2,206,916	3,239	21,533	125,768	4,560,307	3,256,051
18,978	2,548,972	1,928,014	1,223	13,135	27,852	3,704,614	2,808,313
55,098	520,360	278,902	2,918	8,398	97,916	855,693	447,737
111,980	3,297,705	2,222,363	12,806	26,247	148,405	4,693,790	3,156,311
12,365	1,968,214	1,506,397	1,585	6,312	17,117	2,920,825	2,213,355
99,615	1,329,492	715,965	11,958	19,935	131,288	1,772,965	942,957
2,499,276	20,816,839	14,335,393	238,565	480,283	2,029,959	17,795,814	12,271,153
31,200	2,917,077	2,206,694	2,285	15,954	30,106	2,759,017	2,099,775
2,468,076	17,899,762	12,128,698	238,055	464,329	1,999,853	15,036,797	10,171,377
11,903,467	75,181,670	50,442,936	685,876	1,740,737	10,037,658	66,030,275	44,528,768
18,194	1,454,610	1,113,118	1,715	6,616	16,548	1,284,195	980,112
11,885,273	73,727,060	49,329,818	685,429	1,734,121	10,021,110	64,746,079	43,548,656
1,642,016	8,250,770	6,153,406	55,310	183,658	3,041,855	13,048,760	9,633,381
8,835	657,370	507,851	743	5,285	13,662	937,969	720,355
1,633,181	7,593,401	5,645,554	55,136	178,373	3,028,193	12,110,791	8,913,026

Note : Based on the Treatment Month (excluding herbal medicine,including pharmacy in Treatment Days Treatment Amount and Benefit Amount)

구 분 Division			35 ~ 39세					40세 ~	
			진료실인원 Patients	내원일수 Visits	급여일수 Reimbursed Days	진료비 Medical Expense	급여비 Benefit	진료실인원 Patients	내원일수 Visits
181	계 S.T		1,425,488	3,573,556	5,858,630	170,758,624	117,927,901	1,410,333	3,761,272
	입원 I.P		770	2,086	5,934	463,296	344,446	742	1,677
	외래 O.P		1,425,292	3,571,470	5,852,696	170,295,328	117,583,455	1,410,117	3,759,595
182	계 S.T		71,525	117,486	464,176	5,006,441	3,287,023	65,288	111,427
	입원 I.P		879	3,519	9,588	1,041,776	773,558	850	3,345
	외래 O.P		71,358	113,967	454,588	3,964,665	2,513,465	65,139	108,082
183	계 S.T		77,457	140,680	1,526,064	11,486,753	7,851,310	126,838	223,827
	입원 I.P		1,290	7,489	20,774	2,124,639	1,629,150	1,400	8,063
	외래 O.P		76,963	133,191	1,505,290	9,362,113	6,222,159	126,295	215,764
184	계 S.T		373,337	596,565	4,274,723	29,908,163	20,205,125	395,552	639,606
	입원 I.P		3,074	5,932	17,570	1,286,820	977,058	2,680	5,428
	외래 O.P		371,257	590,633	4,257,153	28,621,343	19,228,067	393,752	634,178
185	계 S.T		337,765	630,555	6,920,871	41,021,326	27,469,828	424,849	774,987
	입원 I.P		2,495	8,762	28,011	2,453,428	1,884,046	2,712	9,648
	외래 O.P		336,440	621,793	6,892,860	38,567,898	25,585,782	423,449	765,339
186	계 S.T		9,393	51,205	95,528	21,971,714	17,099,387	7,824	44,211
	입원 I.P		7,115	35,008	60,288	21,140,897	16,662,616	6,007	30,839
	외래 O.P		8,821	16,197	35,240	830,817	436,770	7,325	13,372
187	계 S.T		1,363	5,693	12,072	1,592,405	1,220,505	1,403	6,467
	입원 I.P		824	2,519	5,976	1,432,050	1,137,827	909	2,898
	외래 O.P		1,299	3,174	6,096	160,355	82,678	1,336	3,569
188	계 S.T		1,043	4,633	12,465	989,105	705,688	875	4,150
	입원 I.P		447	2,033	4,459	840,368	631,330	382	2,016
	외래 O.P		986	2,600	8,006	148,737	74,358	833	2,134
189	계 S.T		6,239	43,197	1,253,496	17,907,953	15,899,945	5,561	36,112
	입원 I.P		682	7,123	23,665	2,955,484	2,565,069	521	5,167
	외래 O.P		6,161	36,074	1,229,831	14,952,468	13,334,876	5,489	30,945
190	계 S.T		3,675	9,709	37,612	1,895,016	1,354,412	3,425	10,509
	입원 I.P		991	5,261	10,179	1,509,782	1,139,136	1,098	6,315
	외래 O.P		2,985	4,448	27,433	385,233	215,275	2,719	4,194
191	계 S.T		4,572	20,056	64,171	3,902,245	2,755,325	5,133	20,199
	입원 I.P		2,241	13,112	26,883	3,195,955	2,368,996	2,106	12,618
	외래 O.P		3,825	6,944	37,288	706,290	386,329	4,396	7,581
192	계 S.T		308,187	542,657	3,007,113	51,134,913	35,652,094	345,511	623,599
	입원 I.P		14,917	43,182	90,998	15,974,387	12,587,934	14,543	43,066
	외래 O.P		304,484	499,475	2,916,115	35,160,526	23,064,161	341,352	580,533
193	계 S.T		7,779	32,503	403,071	6,544,985	4,881,972	10,211	45,207
	입원 I.P		1,012	15,890	28,555	4,924,773	3,901,785	1,480	22,177
	외래 O.P		7,396	16,613	374,516	1,620,212	980,187	9,609	23,030
194	계 S.T		95,290	192,460	3,078,031	19,623,352	13,193,920	104,358	220,217
	입원 I.P		2,320	16,792	44,610	4,478,946	3,494,326	2,555	24,254
	외래 O.P		94,079	175,668	3,033,421	15,144,405	9,699,594	103,152	195,963
195	계 S.T		13,794	67,328	440,418	25,370,086	18,166,579	15,701	73,664
	입원 I.P		6,067	34,110	94,082	22,374,652	16,627,220	6,328	36,935
	외래 O.P		13,237	33,218	346,336	2,995,433	1,539,359	15,075	36,729
196	계 S.T		5,095	34,803	227,413	7,855,083	5,636,230	5,978	38,521
	입원 I.P		1,841	21,757	46,263	6,384,554	4,861,085	1,989	22,290
	외래 O.P		4,560	13,046	181,150	1,470,528	775,146	5,384	16,231
197	계 S.T		18,773	40,373	261,756	7,527,725	5,108,277	22,305	47,872
	입원 I.P		2,318	9,620	26,605	4,705,589	3,587,632	2,516	11,387
	외래 O.P		17,629	30,753	235,151	2,822,135	1,520,645	21,091	36,485
198	계 S.T		276,209	570,155	2,415,501	21,680,184	14,985,115	241,181	510,527
	입원 I.P		2,942	24,067	43,996	3,952,945	2,999,342	2,762	22,473
	외래 O.P		275,512	546,088	2,371,505	17,727,239	11,985,773	240,515	488,054
199	계 S.T		814,344	2,120,014	12,661,104	81,152,845	55,064,984	757,717	2,021,164
	입원 I.P		2,144	9,814	24,272	2,082,619	1,589,507	2,099	11,348
	외래 O.P		813,809	2,110,200	12,636,832	79,070,226	53,475,477	757,127	2,009,816
200	계 S.T		89,816	312,680	5,576,130	23,197,454	17,388,694	104,064	367,371
	입원 I.P		1,200	8,876	24,165	1,584,318	1,222,651	1,230	9,557
	외래 O.P		89,521	303,804	5,551,965	21,613,135	16,166,043	103,769	357,814

주 : 수진기준 (한의분류 제외, 급여일수, 진료비와 급여비는 약국포함)

연령별 급여현황(총계) <계속>

Disease Categories by Age(Total) <Cont'd>

(단위 : 명, 일, 천원)

Unit : Person, Day, KRW 1,000

44세			45세 ~ 49세				
급여일수 Reimbursed Days	진료비 Medical Expense	급여비 Benefit	진료실인원 Patients	내원일수 Visits	급여일수 Reimbursed Days	진료비 Medical Expense	급여비 Benefit
6,378,761	177,783,953	122,936,528	1,727,856	5,055,950	8,954,443	234,975,434	162,621,032
5,228	375,390	279,735	957	2,077	6,659	399,127	297,653
6,373,533	177,408,563	122,656,794	1,727,520	5,053,873	8,947,784	234,576,307	162,323,379
465,535	4,808,045	3,159,413	76,675	135,244	582,755	5,751,806	3,776,069
8,990	1,088,333	804,185	969	4,260	11,134	1,290,562	956,267
456,545	3,719,712	2,355,228	76,485	130,984	571,621	4,461,244	2,819,803
2,712,165	15,666,674	10,632,759	142,164	270,448	3,394,539	19,965,538	13,666,453
22,463	2,385,560	1,833,558	2,006	12,611	33,967	4,050,501	3,133,046
2,689,702	13,281,114	8,799,201	141,341	257,837	3,360,572	15,915,037	10,533,408
5,369,286	29,281,384	19,726,017	434,192	738,184	6,650,347	34,436,591	23,224,195
17,046	1,163,683	882,717	3,285	7,329	22,332	1,501,324	1,142,596
5,352,240	28,117,701	18,843,300	432,026	730,855	6,628,015	32,935,267	22,081,600
9,795,629	44,843,336	30,077,829	467,796	921,271	12,456,874	54,554,242	36,506,902
34,216	2,630,060	2,016,936	3,234	12,445	42,762	3,399,764	2,606,117
9,761,413	42,213,276	28,060,892	466,249	908,826	12,414,112	51,154,477	33,900,784
87,180	18,761,991	14,588,620	8,090	47,442	93,273	19,863,534	15,430,867
52,970	18,062,953	14,220,203	6,232	33,422	57,211	19,134,990	15,045,836
34,210	699,037	368,417	7,519	14,020	36,062	728,544	385,030
14,606	1,782,387	1,363,018	1,845	8,803	19,426	2,459,516	1,877,258
6,653	1,603,793	1,270,570	1,220	4,098	9,060	2,208,314	1,748,788
7,953	178,594	92,448	1,774	4,705	10,366	251,203	128,470
12,251	1,022,820	754,860	1,013	5,077	16,449	1,178,287	864,554
4,148	886,572	686,103	425	2,575	4,988	1,011,975	776,231
8,103	136,249	68,757	958	2,502	11,461	166,312	88,323
1,130,988	13,456,254	11,912,621	6,018	36,666	1,267,804	12,837,868	11,356,029
18,818	2,130,863	1,847,355	464	4,301	15,157	1,886,047	1,618,444
1,112,170	11,325,392	10,065,267	5,944	32,365	1,252,647	10,951,821	9,737,585
39,776	2,254,273	1,650,571	4,504	15,932	58,698	3,407,867	2,523,868
11,954	1,918,440	1,462,112	1,557	10,249	18,374	2,957,871	2,266,565
27,822	335,833	188,459	3,524	5,683	40,324	449,996	257,303
73,680	3,927,754	2,775,119	5,738	23,127	94,289	4,436,506	3,130,147
26,041	3,155,768	2,343,423	2,269	14,187	29,135	3,504,861	2,605,361
47,639	771,986	431,696	5,009	8,940	65,154	931,645	524,786
3,514,906	64,930,173	44,429,762	364,520	665,309	4,056,676	69,613,541	47,582,917
98,626	15,522,795	12,167,239	15,723	50,225	114,340	17,898,625	14,056,303
3,416,280	49,407,378	32,262,523	359,779	615,084	3,942,336	51,714,916	33,526,615
629,597	9,300,417	6,959,103	15,144	79,456	1,134,030	16,456,746	12,262,370
41,732	6,938,617	5,516,087	2,494	40,835	74,193	12,243,552	9,684,122
587,865	2,361,800	1,443,015	14,240	38,621	1,059,837	4,213,194	2,578,248
3,952,495	26,058,452	17,955,144	125,689	290,729	5,486,343	38,075,215	26,428,309
56,770	7,659,798	6,135,217	3,645	40,801	87,716	12,409,022	9,886,648
3,895,725	18,398,654	11,819,927	124,041	249,928	5,398,627	25,666,193	16,541,661
554,379	27,432,319	19,677,195	19,331	90,753	732,238	33,308,614	23,928,098
100,227	24,150,311	17,973,593	7,627	45,845	119,374	29,197,085	21,753,787
454,152	3,282,008	1,703,602	18,482	44,908	612,864	4,111,528	2,174,311
265,518	8,128,796	5,792,560	7,964	50,983	391,072	10,067,518	7,069,399
47,185	6,366,576	4,861,573	2,384	27,599	60,116	7,519,980	5,724,588
218,333	1,762,220	930,987	7,258	23,384	330,956	2,547,538	1,344,811
348,575	8,943,589	6,114,336	26,247	60,684	473,205	11,883,803	8,298,749
30,971	5,637,593	4,321,092	3,158	16,751	42,609	7,804,245	6,074,475
317,604	3,305,997	1,793,244	24,666	43,933	430,596	4,079,558	2,224,274
2,183,682	19,553,876	13,552,178	257,755	561,740	2,404,144	21,792,858	15,148,354
41,089	3,776,651	2,875,747	3,100	27,354	49,094	4,647,674	3,544,030
2,142,593	15,777,225	10,676,431	256,966	534,386	2,355,050	17,145,184	11,604,324
12,519,667	76,774,338	52,130,596	904,468	2,466,617	15,376,745	92,279,746	62,829,813
26,042	2,211,764	1,696,409	2,528	13,025	31,174	2,504,988	1,928,237
12,493,625	74,562,574	50,434,187	903,699	2,453,592	15,345,571	89,774,758	60,901,575
6,795,849	28,201,214	21,493,703	145,671	514,642	9,322,896	40,530,044	31,287,189
24,130	1,704,604	1,321,526	1,721	14,355	34,440	2,648,870	2,075,078
6,771,719	26,496,610	20,172,178	145,217	500,287	9,288,456	37,881,174	29,212,111

Note : Based on the Treatment Month (excluding herbal medicine,including pharmacy in Treatment Days Treatment Amount and Benefit Amount)

구 분 Division			50 ~ 54세					55세 ~	
			진료실인원 Patients	내원일수 Visits	급여일수 Reimbursed Days	진료비 Medical Expense	급여비 Benefit	진료실인원 Patients	내원일수 Visits
181	계	S.T	1,811,756	5,766,535	10,543,416	261,697,704	181,153,352	1,964,712	6,602,644
	입원	I.P	1,164	2,920	8,230	423,235	317,205	1,335	3,308
	외래	O.P	1,811,326	5,763,615	10,535,186	261,274,469	180,836,147	1,964,189	6,599,336
182	계	S.T	82,455	150,147	654,364	6,140,098	4,023,570	100,744	188,136
	입원	I.P	930	4,333	10,745	1,263,291	944,461	982	5,020
	외래	O.P	82,253	145,814	643,619	4,876,807	3,079,110	100,519	183,116
183	계	S.T	166,269	330,005	4,315,619	25,046,346	17,110,679	181,376	384,988
	입원	I.P	2,563	17,027	43,488	5,224,347	4,025,523	3,051	20,617
	외래	O.P	165,254	312,978	4,272,131	19,821,999	13,085,156	180,223	364,371
184	계	S.T	468,342	814,497	7,948,752	40,044,680	26,897,457	517,089	954,520
	입원	I.P	3,704	9,618	28,894	1,939,054	1,471,420	4,241	12,192
	외래	O.P	465,987	804,879	7,919,858	38,105,627	25,426,037	514,440	942,328
185	계	S.T	521,662	1,069,816	15,319,767	66,561,017	44,363,562	584,830	1,307,472
	입원	I.P	4,259	19,054	59,949	4,990,924	3,831,130	5,287	23,947
	외래	O.P	519,721	1,050,762	15,259,818	61,570,093	40,532,432	582,672	1,283,525
186	계	S.T	7,213	43,998	87,849	18,127,789	14,034,319	7,516	47,593
	입원	I.P	5,620	31,236	52,784	17,464,606	13,685,124	5,998	34,319
	외래	O.P	6,700	12,762	35,065	663,182	349,195	6,912	13,274
187	계	S.T	2,458	12,123	29,492	3,312,542	2,524,537	3,757	19,298
	입원	I.P	1,656	5,665	12,236	2,946,688	2,331,275	2,644	9,003
	외래	O.P	2,362	6,458	17,256	365,854	193,262	3,645	10,295
188	계	S.T	998	5,234	17,067	1,323,549	984,792	1,230	5,950
	입원	I.P	389	2,967	5,563	1,178,527	908,948	463	3,161
	외래	O.P	928	2,267	11,504	145,022	75,844	1,135	2,789
189	계	S.T	5,563	32,763	1,145,671	10,463,415	9,232,622	6,079	34,678
	입원	I.P	414	4,474	14,572	1,700,599	1,473,141	387	4,183
	외래	O.P	5,489	28,289	1,131,099	8,762,817	7,759,481	6,009	30,495
190	계	S.T	5,072	18,895	71,187	4,322,554	3,270,449	6,206	25,011
	입원	I.P	1,903	12,716	22,470	3,800,130	2,967,288	2,388	16,953
	외래	O.P	3,900	6,179	48,717	522,424	303,161	4,735	8,058
191	계	S.T	6,485	22,755	99,940	4,430,835	3,122,971	6,542	22,718
	입원	I.P	2,063	13,371	27,311	3,374,918	2,506,612	1,862	12,992
	외래	O.P	5,713	9,384	72,629	1,055,917	616,360	5,797	9,726
192	계	S.T	453,928	827,051	5,048,892	96,365,976	65,049,001	496,053	924,966
	입원	I.P	17,819	59,074	142,493	19,757,477	15,477,301	19,312	66,137
	외래	O.P	447,421	767,977	4,906,399	76,608,499	49,571,700	488,802	858,829
193	계	S.T	17,859	95,882	1,450,641	18,913,765	13,976,153	21,471	117,333
	입원	I.P	2,949	48,341	86,495	13,310,113	10,518,017	3,402	55,285
	외래	O.P	16,729	47,541	1,364,146	5,603,652	3,458,136	20,143	62,048
194	계	S.T	147,319	358,787	6,967,915	50,800,976	35,354,776	173,247	442,731
	입원	I.P	4,694	54,306	115,972	16,581,009	13,289,306	5,517	66,300
	외래	O.P	145,258	304,481	6,851,943	34,219,967	22,065,470	170,984	376,431
195	계	S.T	21,329	98,468	846,254	34,962,974	25,136,750	25,679	124,648
	입원	I.P	7,746	49,387	124,124	30,398,818	22,702,104	8,932	63,850
	외래	O.P	20,405	49,081	722,130	4,564,156	2,434,645	24,537	60,798
196	계	S.T	10,192	53,922	447,246	10,948,494	7,628,869	13,995	65,174
	입원	I.P	2,538	27,369	59,756	7,834,521	5,989,172	2,695	29,840
	외래	O.P	9,387	26,553	387,490	3,113,973	1,639,698	13,147	35,334
197	계	S.T	30,924	72,122	579,263	14,220,853	10,020,366	36,887	90,993
	입원	I.P	3,730	20,210	50,094	9,271,121	7,272,692	4,579	26,802
	외래	O.P	28,981	51,912	529,169	4,949,732	2,747,674	34,415	64,191
198	계	S.T	241,136	537,770	2,282,588	21,403,510	14,915,599	250,182	584,315
	입원	I.P	3,311	30,843	54,156	5,251,315	4,002,478	3,969	38,446
	외래	O.P	240,217	506,927	2,228,432	16,152,194	10,913,121	249,010	545,869
199	계	S.T	922,261	2,523,944	15,450,134	92,438,178	62,883,705	990,628	2,763,359
	입원	I.P	2,726	15,392	34,901	2,936,387	2,276,139	3,082	23,295
	외래	O.P	921,410	2,508,552	15,415,233	89,501,791	60,607,565	989,698	2,740,064
200	계	S.T	182,686	648,851	11,061,645	51,671,045	40,057,758	228,506	838,142
	입원	I.P	2,341	24,164	53,137	4,648,979	3,687,199	3,295	35,646
	외래	O.P	182,021	624,687	11,008,508	47,022,066	36,370,560	227,597	802,496

주 : 수진기준 (한의학분류 제외, 급여일수, 진료비와 급여비는 약국포함)

연령별 급여현황(총계) <계속>

Disease Categories by Age(Total) <Cont'd>

(단위 : 명, 일, 천원)

Unit : Person, Day, KRW 1,000

59세			60 ~ 64세				
급여일수 Reimbursed Days	진료비 Medical Expense	급여비 Benefit	진료실인원 Patients	내원일수 Visits	급여일수 Reimbursed Days	진료비 Medical Expense	급여비 Benefit
12,256,352	291,724,391	201,933,558	1,670,200	5,782,742	10,768,044	247,406,074	171,279,374
9,238	436,571	329,634	1,195	3,344	7,919	486,288	400,700
12,247,114	291,287,820	201,603,925	1,669,735	5,779,398	10,760,125	246,919,785	170,878,674
853,806	7,421,591	4,840,947	94,644	183,444	822,289	6,851,375	4,477,417
12,336	1,392,132	1,028,010	838	4,502	10,647	1,187,564	881,132
841,470	6,029,459	3,812,936	94,448	178,942	811,642	5,663,811	3,596,286
5,277,194	29,839,387	20,437,731	178,739	396,865	5,650,474	30,961,555	21,276,568
52,111	6,393,779	4,955,459	2,971	22,075	53,471	7,172,875	5,576,203
5,225,083	23,445,608	15,482,272	177,631	374,790	5,597,003	23,788,681	15,700,365
9,973,591	48,220,234	32,383,281	486,640	936,448	10,388,265	46,765,158	31,406,458
35,371	2,519,547	1,914,117	3,715	11,482	31,819	2,273,302	1,734,505
9,938,220	45,700,687	30,469,164	484,441	924,966	10,356,446	44,491,856	29,671,953
20,020,238	84,177,515	55,880,242	572,746	1,341,226	21,718,607	86,713,790	57,573,452
77,132	6,405,100	4,943,974	5,167	24,374	6,605,701	6,605,701	5,129,108
19,943,106	77,772,415	50,936,267	570,748	1,316,852	21,642,396	80,108,089	52,444,344
95,408	19,616,148	15,193,556	5,772	36,958	76,013	15,096,060	11,674,506
57,782	18,872,327	14,792,284	4,586	26,856	45,162	14,528,954	11,374,723
37,626	743,821	401,272	5,335	10,102	30,851	567,106	299,783
45,444	5,388,504	4,108,228	4,825	25,259	62,358	6,810,196	5,180,172
20,136	4,821,009	3,815,960	3,330	11,712	25,709	6,063,855	4,798,901
25,308	567,495	292,268	4,680	13,547	36,649	746,341	381,272
23,243	1,453,111	1,081,136	1,347	6,969	28,965	1,683,898	1,275,354
6,433	1,259,210	977,720	492	3,862	7,412	1,471,334	1,160,473
16,810	193,900	103,416	1,239	3,107	21,553	212,564	114,880
1,270,671	10,221,839	8,988,936	5,188	29,546	1,071,877	8,499,057	7,457,759
12,756	1,421,438	1,221,627	361	3,789	9,856	1,248,449	1,063,787
1,257,915	8,800,401	7,767,309	5,119	25,757	1,062,021	7,250,608	6,393,972
99,124	5,396,955	4,060,726	6,183	26,541	108,972	5,922,443	4,472,580
29,645	4,706,460	3,654,008	2,433	18,190	32,534	5,248,160	4,079,897
69,479	690,495	406,718	4,720	8,351	76,438	674,283	392,683
112,060	4,752,161	3,375,447	5,988	18,660	101,080	3,937,524	2,785,130
26,152	3,633,882	2,721,522	1,296	9,488	18,176	2,878,923	2,162,026
85,908	1,118,278	653,925	5,460	9,172	82,904	1,058,601	623,104
6,176,955	107,464,860	72,395,562	480,434	926,346	6,548,907	109,118,130	73,328,074
164,356	22,838,620	17,946,552	17,624	64,608	157,981	22,280,653	17,537,900
6,012,599	84,626,240	54,449,010	473,653	861,738	6,390,926	86,837,478	55,790,174
1,977,514	23,054,899	16,965,151	19,065	101,427	1,925,094	19,495,567	14,190,408
98,617	15,666,253	12,468,970	2,713	43,935	78,100	12,475,814	9,927,665
1,878,897	7,388,646	4,496,182	18,005	57,492	1,846,994	7,019,752	4,262,743
9,102,437	63,898,857	44,379,184	156,563	418,276	8,749,503	61,928,694	43,144,798
138,285	20,288,562	16,282,256	5,098	67,224	131,545	20,816,738	16,725,801
8,964,152	43,610,295	28,096,928	154,584	351,052	8,617,958	41,111,956	26,418,998
1,174,184	43,289,492	31,235,558	26,894	134,377	1,356,730	46,425,665	33,700,445
154,227	37,455,218	28,109,701	8,977	70,480	165,872	40,063,643	30,261,162
1,019,957	5,834,274	3,125,857	25,592	63,897	1,190,858	6,362,021	3,439,283
581,656	12,690,073	8,629,656	14,430	60,642	586,322	11,699,268	7,803,248
63,519	8,477,944	6,472,237	2,322	24,331	53,599	7,221,821	5,505,480
518,137	4,212,129	2,157,418	13,649	36,311	532,723	4,477,447	2,297,768
817,004	18,469,946	13,130,909	35,456	93,917	891,264	19,080,266	13,673,629
65,077	12,049,418	9,530,675	4,680	30,103	69,370	12,714,256	10,139,148
751,927	6,420,527	3,600,234	32,904	63,814	821,894	6,366,011	3,534,482
2,475,783	23,797,840	16,638,581	212,806	529,347	2,228,277	22,153,401	15,565,142
68,207	6,351,591	4,853,926	3,766	39,661	67,559	6,612,299	5,061,211
2,407,576	17,446,249	11,784,655	211,786	489,686	2,160,718	15,541,102	10,503,932
17,116,083	100,825,297	68,589,041	861,138	2,509,107	15,757,548	89,945,128	61,231,975
48,398	4,079,256	3,144,723	2,744	26,146	46,191	4,329,704	3,343,403
17,067,685	96,746,041	65,444,318	860,299	2,482,961	15,711,357	85,615,424	57,888,572
14,573,898	70,453,979	55,133,304	223,995	861,618	14,850,270	71,673,830	56,229,584
74,884	6,660,549	5,241,754	3,351	40,255	78,458	7,790,469	6,150,622
14,499,014	63,793,430	49,891,550	223,193	821,363	14,771,812	63,883,361	50,078,961

Note : Based on the Treatment Month (excluding herbal medicine,including pharmacy in Treatment Days Treatment Amount and Benefit Amount)

구 분 Division			65 ~ 69세					70세 ~	
			진료실인원 Patients	내원일수 Visits	급여일수 Reimbursed Days	진료비 Medical Expense	급여비 Benefit	진료실인원 Patients	내원일수 Visits
181	계 S.T	1,207,658	5,099,043	9,485,873	621,044,519	414,322,139	897,104	3,936,859	
	입원 I.P	1,081	2,949	7,627	500,091	368,686	1,310	3,196	
	외래 O.P	1,207,272	5,096,094	9,478,246	620,544,429	413,953,453	896,600	3,933,663	
182	계 S.T	78,971	166,385	725,241	6,051,541	4,339,608	72,763	163,694	
	입원 I.P	683	4,460	9,710	1,184,260	889,953	601	4,213	
	외래 O.P	78,801	161,925	715,531	4,867,280	3,449,655	72,618	159,481	
183	계 S.T	128,957	312,684	4,474,061	23,929,712	16,984,125	111,143	289,337	
	입원 I.P	2,274	17,099	40,710	5,896,820	4,616,824	2,347	20,339	
	외래 O.P	128,067	295,585	4,433,351	18,032,891	12,367,301	110,271	268,998	
184	계 S.T	363,946	779,635	8,668,992	36,725,731	26,293,048	311,444	725,419	
	입원 I.P	2,520	8,373	22,923	1,677,648	1,286,217	2,264	9,983	
	외래 O.P	362,603	771,262	8,646,069	35,048,083	25,006,831	310,256	715,436	
185	계 S.T	417,238	1,084,523	17,786,804	67,844,198	46,577,414	351,931	979,820	
	입원 I.P	3,509	18,514	53,162	5,158,150	4,007,369	3,251	17,795	
	외래 O.P	416,080	1,066,009	17,733,642	62,686,048	42,570,044	350,897	962,025	
186	계 S.T	3,839	25,372	53,622	10,149,242	7,849,002	3,000	21,093	
	입원 I.P	2,995	18,490	30,906	9,744,882	7,629,056	2,282	15,594	
	외래 O.P	3,510	6,882	22,716	404,359	219,946	2,737	5,499	
187	계 S.T	4,966	27,153	76,707	7,141,379	5,425,507	5,217	28,572	
	입원 I.P	3,479	12,725	27,704	6,330,883	5,005,638	3,501	12,927	
	외래 O.P	4,826	14,428	49,003	810,496	419,869	5,086	15,645	
188	계 S.T	1,452	7,308	33,717	1,871,342	1,431,475	1,550	7,875	
	입원 I.P	515	4,050	7,563	1,633,803	1,301,588	517	4,358	
	외래 O.P	1,347	3,258	26,154	237,539	129,887	1,433	3,517	
189	계 S.T	3,729	21,324	770,610	5,592,737	4,895,075	2,730	15,885	
	입원 I.P	268	2,907	6,180	871,271	746,814	235	2,676	
	외래 O.P	3,672	18,417	764,430	4,721,466	4,148,260	2,669	13,209	
190	계 S.T	5,371	25,710	105,795	5,735,014	4,395,026	5,349	30,008	
	입원 I.P	2,222	17,931	30,820	5,117,531	4,019,216	2,366	21,998	
	외래 O.P	4,102	7,779	74,975	617,483	375,811	3,991	8,010	
191	계 S.T	3,870	13,391	78,440	3,124,151	2,233,055	2,973	11,235	
	입원 I.P	896	7,280	14,009	2,405,795	1,807,358	675	6,177	
	외래 O.P	3,534	6,111	64,431	718,356	425,697	2,691	5,058	
192	계 S.T	346,536	722,289	5,544,695	77,593,184	53,400,435	296,952	684,852	
	입원 I.P	12,202	51,630	118,850	18,263,823	14,435,100	10,310	53,412	
	외래 O.P	342,002	670,659	5,425,845	59,329,362	38,965,335	293,269	631,440	
193	계 S.T	11,716	62,390	1,244,175	10,637,447	7,539,886	7,262	41,036	
	입원 I.P	1,496	25,566	44,192	6,182,873	4,834,287	940	17,687	
	외래 O.P	11,145	36,824	1,199,983	4,454,574	2,705,599	6,854	23,349	
194	계 S.T	105,395	301,737	6,121,459	44,335,666	31,097,474	75,646	230,260	
	입원 I.P	3,731	56,674	104,241	15,688,238	12,494,476	3,115	50,340	
	외래 O.P	104,029	245,063	6,017,218	28,647,428	18,602,998	74,476	179,920	
195	계 S.T	22,079	122,719	1,294,980	42,860,632	31,390,615	20,102	127,593	
	입원 I.P	7,700	68,221	152,036	37,382,147	28,374,974	7,443	76,554	
	외래 O.P	20,913	54,498	1,142,944	5,478,485	3,015,641	18,780	51,039	
196	계 S.T	11,620	46,013	465,737	8,658,577	5,718,210	9,608	38,686	
	입원 I.P	1,634	16,795	36,068	5,106,069	3,926,333	1,347	15,470	
	외래 O.P	11,058	29,218	429,669	3,552,509	1,791,877	9,100	23,216	
197	계 S.T	25,727	75,590	749,905	16,740,705	12,252,857	21,777	72,260	
	입원 I.P	4,055	28,852	64,405	11,998,873	9,601,972	4,099	31,843	
	외래 O.P	23,490	46,738	685,500	4,741,832	2,650,885	19,364	40,417	
198	계 S.T	158,071	430,903	1,757,205	17,815,634	13,542,508	128,395	384,427	
	입원 I.P	2,806	32,184	54,954	5,624,704	4,335,501	2,628	34,178	
	외래 O.P	157,287	398,719	1,702,251	12,190,930	9,207,006	127,637	350,249	
199	계 S.T	647,041	2,093,738	12,981,754	71,199,879	53,432,812	529,541	1,875,097	
	입원 I.P	1,998	27,012	42,357	4,211,474	3,249,223	1,788	44,295	
	외래 O.P	646,407	2,066,726	12,939,397	66,988,404	50,183,589	528,831	1,830,802	
200	계 S.T	186,496	806,125	12,455,418	62,060,863	49,823,737	165,455	783,730	
	입원 I.P	2,774	42,763	78,869	9,051,514	7,189,172	2,695	47,879	
	외래 O.P	185,821	763,362	12,376,549	53,009,349	42,634,564	164,843	735,851	

주 : 수진기준 (한의학분류 제외, 급여일수, 진료비와 급여비는 약국포함)

연령별 급여현황(총계) <계속>

Disease Categories by Age(Total) <Cont'd>

(단위 : 명, 일, 천원)

Unit : Person, Day, KRW 1,000

74세			75세이상				
급여일수 Reimbursed Days	진료비 Medical Expense	급여비 Benefit	진료실인원 Patients	내원일수 Visits	급여일수 Reimbursed Days	진료비 Medical Expense	급여비 Benefit
7,302,792	490,222,822	327,535,066	1,162,040	5,103,635	9,552,815	663,704,261	453,232,705
7,544	719,356	534,150	3,489	8,948	21,031	1,901,910	1,379,800
7,295,248	489,503,465	327,000,916	1,160,093	5,094,687	9,531,784	661,802,351	451,852,905
692,830	5,649,030	4,101,739	143,125	346,188	1,392,909	12,516,107	9,292,615
8,592	1,136,426	849,174	1,748	15,335	27,344	3,733,629	2,837,218
684,238	4,512,604	3,252,565	142,581	330,853	1,365,565	8,782,478	6,455,396
4,112,754	22,211,287	15,962,165	165,102	531,246	6,821,448	50,941,071	37,910,796
45,914	6,724,543	5,301,070	7,965	97,494	182,152	27,236,672	21,290,378
4,066,840	15,486,744	10,661,096	161,447	433,752	6,639,296	23,704,400	16,620,418
7,968,303	32,075,290	23,159,049	497,140	1,300,307	14,110,948	55,667,831	41,314,342
24,400	1,739,912	1,336,757	6,454	37,136	77,619	6,140,092	4,702,619
7,943,903	30,335,378	21,822,292	493,701	1,263,171	14,033,329	49,527,739	36,611,722
15,997,877	58,738,536	40,551,935	498,165	1,511,330	24,507,343	90,060,557	63,647,755
52,100	4,645,102	3,625,803	7,348	59,896	132,563	12,258,935	9,517,748
15,945,777	54,093,434	36,926,132	495,293	1,451,434	24,374,780	77,801,622	54,130,007
44,926	8,070,828	6,220,189	5,338	42,965	89,188	15,545,065	11,951,134
25,650	7,753,097	6,048,647	4,105	34,801	54,953	15,001,166	11,655,134
19,276	317,731	171,542	4,451	8,164	34,235	543,899	296,000
82,515	7,273,916	5,531,495	9,362	53,693	165,141	13,375,374	10,155,163
28,143	6,408,560	5,083,397	6,086	25,586	52,998	11,755,564	9,306,722
54,372	865,356	448,098	9,099	28,107	112,143	1,619,810	848,441
38,273	1,949,503	1,458,614	3,570	22,088	104,805	5,687,130	4,285,423
8,126	1,692,055	1,321,145	1,224	14,572	23,547	5,133,669	3,975,592
30,147	257,448	137,469	3,156	7,516	81,258	553,461	309,831
543,645	4,078,822	3,542,847	3,460	26,622	652,868	5,395,625	4,630,001
5,995	847,316	725,744	495	11,168	17,254	2,203,442	1,840,026
537,650	3,231,506	2,817,103	3,263	15,454	635,614	3,192,184	2,789,975
123,502	6,749,179	5,155,780	14,095	110,718	375,662	24,823,967	19,016,883
36,313	6,128,952	4,776,348	7,060	91,870	140,574	23,304,644	18,091,448
87,189	620,227	379,431	9,490	18,848	235,088	1,519,323	925,435
67,425	2,698,590	1,952,022	4,064	27,987	128,197	7,441,394	5,552,573
11,718	2,139,122	1,623,881	1,587	21,119	34,125	6,717,182	5,132,770
55,707	559,468	328,140	3,240	6,868	94,072	724,212	419,803
5,648,797	69,681,436	48,385,983	482,983	1,353,873	12,954,275	117,163,840	85,651,035
113,576	19,901,843	15,685,275	20,130	190,562	323,268	57,646,088	44,897,902
5,535,221	49,779,592	32,700,708	474,434	1,163,311	12,631,007	59,517,752	40,753,133
741,762	6,281,437	4,435,684	6,715	39,931	657,185	6,196,274	4,429,588
28,668	3,631,008	2,833,303	1,093	20,042	31,712	3,938,592	3,058,576
713,094	2,650,429	1,602,381	6,140	19,889	625,473	2,257,682	1,371,013
4,407,887	34,480,917	24,298,067	90,896	347,088	4,798,092	53,941,416	39,177,860
90,863	14,229,059	11,328,600	6,568	142,362	218,627	31,354,696	24,450,569
4,317,024	20,251,858	12,969,467	87,956	204,726	4,579,465	22,586,720	14,727,291
1,282,577	44,418,242	32,850,561	43,221	429,296	3,292,118	133,598,492	100,669,861
161,716	39,294,204	30,026,271	21,122	328,563	569,743	123,051,171	94,675,377
1,120,861	5,124,038	2,824,290	36,717	100,733	2,722,375	10,547,321	5,994,484
376,726	7,136,817	4,737,498	13,928	70,594	610,670	14,878,275	10,586,053
31,074	4,337,525	3,318,633	3,191	39,742	70,023	11,203,054	8,650,349
345,652	2,799,292	1,418,865	12,326	30,852	540,647	3,675,222	1,935,704
698,113	16,643,161	12,326,208	40,934	212,427	1,638,350	54,401,482	41,528,250
65,662	12,556,303	10,028,867	14,018	144,458	261,368	47,244,320	37,412,102
632,451	4,086,857	2,297,342	31,706	67,969	1,376,982	7,157,162	4,116,148
1,501,964	16,316,138	12,506,882	218,215	738,608	2,865,849	37,325,486	28,571,588
55,666	5,882,889	4,502,526	7,410	103,027	164,584	17,988,361	13,773,350
1,446,298	10,433,249	8,004,356	215,518	635,581	2,701,265	19,337,124	14,798,238
11,900,658	62,940,576	47,674,397	868,317	3,580,786	21,393,991	138,499,258	106,256,981
57,129	6,265,324	4,842,099	8,929	406,834	450,733	42,162,748	32,123,448
11,843,529	56,675,252	42,832,297	862,802	3,173,952	20,943,258	96,336,511	74,133,533
10,809,048	55,147,052	44,222,957	294,175	1,585,010	18,022,100	91,858,845	72,738,919
85,868	10,353,002	8,232,725	5,689	179,131	243,937	24,304,442	19,065,896
10,723,180	44,794,051	35,990,232	292,266	1,405,879	17,778,163	67,554,402	53,673,023

Note : Based on the Treatment Month (excluding herbal medicine,including pharmacy in Treatment Days Treatment Amount and Benefit Amount)

구 분 Division			총 계 G.T					0세	
			진료실인원 Patients	내원일수 Visits	급여일수 Reimbursed Days	진료비 Medical Expense	급여비 Benefit	진료실인원 Patients	내원일수 Visits
201	계	S.T	3,870,424	24,517,845	186,238,925	1,758,891,373	1,286,250,003	277	343
	입원	I.P	141,240	2,944,183	5,097,551	784,197,713	604,725,520	1	1
	외래	O.P	3,855,366	21,573,662	181,141,374	974,693,661	681,524,483	277	342
202	계	S.T	134,995	592,834	2,098,767	68,654,668	49,621,475	485	634
	입원	I.P	19,289	257,156	498,682	54,643,630	41,281,437	4	21
	외래	O.P	132,117	335,678	1,600,085	14,011,038	8,340,038	483	613
203	계	S.T	2,132,419	7,293,673	37,897,647	438,472,651	307,636,794	1,663	2,708
	입원	I.P	108,333	1,130,872	2,154,140	219,960,766	164,855,458	12	152
	외래	O.P	2,104,363	6,162,801	35,743,507	218,511,885	142,781,336	1,660	2,556
204	계	S.T	97,419	697,081	18,934,218	135,030,733	117,596,349	623	4,851
	입원	I.P	12,017	167,033	382,181	50,696,338	44,574,707	523	3,469
	외래	O.P	96,272	530,048	18,552,037	84,334,394	73,021,642	552	1,382
205	계	S.T	2,768,995	17,229,798	78,136,594	995,550,000	707,104,650	4	4
	입원	I.P	330,572	2,593,937	6,048,899	377,206,258	283,609,267	-	-
	외래	O.P	2,687,857	14,635,861	72,087,695	618,343,742	423,495,382	4	4
206	계	S.T	7,418,938	46,268,445	232,894,929	2,326,877,777	1,699,318,408	6,077	31,646
	입원	I.P	244,224	2,826,903	5,451,774	487,493,462	368,762,239	18	80
	외래	O.P	7,363,329	43,441,542	227,443,155	1,839,384,315	1,330,556,169	6,070	31,566
207	계	S.T	8,207,956	33,279,057	145,934,890	1,424,535,903	1,013,686,877	1,791	2,616
	입원	I.P	221,715	1,826,946	3,880,488	385,287,599	292,452,726	13	56
	외래	O.P	8,179,357	31,452,111	142,054,402	1,039,248,304	721,234,152	1,781	2,560
208	계	S.T	1,033,824	3,522,159	81,577,412	264,601,295	181,672,420	45	60
	입원	I.P	14,989	193,180	439,009	33,081,692	25,104,079	-	-
	외래	O.P	1,026,737	3,328,979	81,138,403	231,519,603	156,568,340	45	60
209	계	S.T	12,206	190,129	588,299	29,771,685	22,427,741	7	144
	입원	I.P	4,709	132,324	187,853	26,675,819	20,602,602	6	130
	외래	O.P	10,483	57,805	400,446	3,095,866	1,825,139	6	14
210	계	S.T	313,382	1,514,863	10,307,479	169,020,016	123,862,207	990	1,847
	입원	I.P	30,074	432,832	840,738	108,542,426	83,736,725	4	26
	외래	O.P	302,383	1,082,031	9,466,741	60,477,591	40,125,481	988	1,821
211	계	S.T	14,458	34,494	370,229	3,093,541	2,236,484	4	6
	입원	I.P	468	5,308	9,414	1,213,528	976,193	-	-
	외래	O.P	14,211	29,186	360,815	1,880,013	1,260,291	4	6
212	계	S.T	97,302	381,944	12,862,857	58,773,739	38,342,826	34	157
	입원	I.P	4,534	42,999	90,283	12,239,577	9,854,132	3	95
	외래	O.P	96,145	338,945	12,772,574	46,534,162	28,488,694	33	62
213	계	S.T	275,919	1,232,496	5,659,234	198,778,571	148,630,350	6,433	40,279
	입원	I.P	73,890	690,049	1,294,732	162,006,048	126,553,960	4,338	29,127
	외래	O.P	244,937	542,447	4,364,502	36,772,523	22,076,390	5,174	11,152
214	계	S.T	267,991	9,826,183	65,258,555	2,033,918,063	1,773,344,719	26	171
	입원	I.P	60,294	2,228,225	2,902,515	527,080,655	450,889,541	8	88
	외래	O.P	252,861	7,597,958	62,356,040	1,506,837,408	1,322,455,178	20	83
215	계	S.T	292,552	920,822	7,370,786	292,714,998	195,999,735	17	30
	입원	I.P	63,184	199,687	601,272	97,943,140	74,733,125	1	5
	외래	O.P	279,276	721,135	6,769,514	194,771,858	121,266,610	16	25
216	계	S.T	1,638,623	3,715,380	21,458,364	156,189,459	109,118,305	1,758	4,703
	입원	I.P	12,463	73,921	163,478	13,749,867	10,775,840	442	2,437
	외래	O.P	1,632,353	3,641,459	21,294,886	142,439,592	98,342,465	1,531	2,266
217	계	S.T	1,476,404	4,174,844	54,534,193	394,467,219	280,507,238	9,656	33,567
	입원	I.P	75,814	590,678	1,119,422	153,414,088	121,089,307	3,295	18,696
	외래	O.P	1,446,583	3,584,166	53,414,771	241,053,131	159,417,931	8,417	14,871
218	계	S.T	1,275,069	5,868,149	199,267,425	494,146,238	333,792,267	-	-
	입원	I.P	26,755	137,261	468,082	37,319,338	28,302,883	-	-
	외래	O.P	1,271,347	5,730,888	198,799,343	456,826,900	305,489,383	-	-
219	계	S.T	286,950	958,272	10,343,315	65,652,157	45,697,989	-	-
	입원	I.P	4,283	31,682	72,450	7,274,783	5,514,032	-	-
	외래	O.P	285,391	926,590	10,270,865	58,377,374	40,183,957	-	-
220	계	S.T	16,028	48,375	238,009	7,145,368	5,387,350	1,460	2,130
	입원	I.P	4,092	13,054	37,478	5,321,520	4,367,876	22	93
	외래	O.P	15,670	35,321	200,531	1,823,849	1,019,473	1,449	2,037

주 : 수진기준 (한의분류 제외, 급여일수, 진료비와 급여비는 약국포함)

연령별 급여현황(총계) <계속>

Disease Categories by Age(Total) <Cont'd>

(단위 : 명, 일, 천원)

Unit : Person, Day, KRW 1,000

0Age			1 ~ 4세				
급여일수 Reimbursed Days	진료비 Medical Expense	급여비 Benefit	진료실인원 Patients	내원일수 Visits	급여일수 Reimbursed Days	진료비 Medical Expense	급여비 Benefit
349	9,617	6,024	1,216	1,630	2,680	58,997	43,887
1	56	53	7	48	71	7,830	7,353
348	9,562	5,971	1,213	1,582	2,609	51,167	36,534
714	30,865	21,469	6,299	10,976	11,693	421,470	276,577
24	10,124	10,005	29	162	291	58,217	53,766
690	20,740	11,464	6,291	10,814	11,402	363,253	222,811
2,900	155,247	114,152	14,836	21,157	32,176	1,332,703	963,236
210	73,016	70,772	292	1,419	2,318	421,612	384,665
2,690	82,232	43,380	14,650	19,738	29,858	911,091	578,571
33,860	1,027,138	907,400	8,325	44,694	333,219	8,725,242	7,742,540
13,581	969,303	874,601	4,180	26,119	105,172	8,014,161	7,340,562
20,279	57,834	32,799	7,979	18,575	228,047	711,081	401,978
4	66	32	20	26	33	1,225	934
-	-	-	1	3	3	289	258
4	66	32	19	23	30	937	676
32,237	656,169	383,650	8,742	44,240	49,037	1,057,016	645,315
110	20,350	17,697	98	424	1,104	106,122	96,296
32,127	635,819	365,953	8,710	43,816	47,933	950,894	549,019
3,733	95,541	70,516	38,142	59,698	130,883	2,816,939	2,156,073
57	27,421	27,208	1,130	3,254	7,030	722,167	655,374
3,676	68,121	43,308	37,703	56,444	123,853	2,094,772	1,500,699
74	1,551	962	159	324	2,032	33,643	26,995
-	-	-	13	54	212	21,393	19,605
74	1,551	962	156	270	1,820	12,250	7,390
210	77,652	76,422	107	705	2,332	123,719	108,225
166	77,104	76,175	35	456	718	110,769	101,618
44	548	247	96	249	1,614	12,949	6,607
2,056	62,204	35,484	2,387	5,190	7,031	308,414	219,147
26	6,466	6,068	41	603	764	153,056	133,438
2,030	55,738	29,416	2,370	4,587	6,267	155,358	85,709
27	162	109	93	312	1,491	28,418	23,978
-	-	-	22	117	190	20,059	18,264
27	162	109	82	195	1,301	8,358	5,714
452	73,658	68,813	482	3,725	25,360	636,081	524,896
131	69,305	65,393	129	1,675	3,046	454,987	411,743
321	4,353	3,421	456	2,050	22,314	181,094	113,153
155,406	6,808,827	6,001,474	12,295	57,434	316,151	7,411,010	6,347,140
71,049	6,322,505	5,735,492	4,885	31,183	74,886	6,081,892	5,601,791
84,357	486,323	265,981	10,739	26,251	241,265	1,329,119	745,350
656	109,816	104,722	160	1,349	13,705	468,631	432,826
108	100,348	97,332	38	559	1,456	314,857	298,526
548	9,468	7,390	148	790	12,249	153,774	134,300
256	3,115	2,487	182	575	5,093	104,664	87,924
15	1,599	1,345	27	140	481	76,480	70,978
241	1,516	1,142	179	435	4,612	28,185	16,946
11,311	474,977	425,152	16,003	28,557	91,428	1,367,195	1,123,432
4,795	407,952	376,201	908	4,548	8,832	643,799	588,478
6,516	67,026	48,951	15,526	24,009	82,596	723,396	534,954
87,014	4,088,861	3,581,666	44,661	93,998	305,235	6,374,507	5,391,128
40,245	3,596,401	3,260,146	4,973	25,203	53,653	4,166,752	3,815,063
46,769	492,460	321,520	42,353	68,795	251,582	2,207,755	1,576,065
-	-	-	6	6	14	162	93
-	-	-	-	-	-	-	-
-	-	-	6	6	14	162	93
-	-	-	8	10	35	429	289
-	-	-	-	-	-	-	-
-	-	-	8	10	35	429	289
2,524	101,707	78,616	3,645	8,714	14,329	1,421,525	1,209,345
128	50,771	48,971	894	1,656	5,733	1,145,500	1,060,000
2,396	50,936	29,645	3,577	7,058	8,596	276,025	149,346

Note : Based on the Treatment Month (excluding herbal medicine,including pharmacy in Treatment Days Treatment Amount and Benefit Amount)

구 분 Division			5 ~ 9세					10세 ~	
			진료실인원 Patients	내원일수 Visits	급여일수 Reimbursed Days	진료비 Medical Expense	급여비 Benefit	진료실인원 Patients	내원일수 Visits
201	계 S.T		3,083	5,426	10,320	190,672	134,334	7,865	15,587
	입원 I.P		13	45	88	18,421	16,883	47	296
	외래 O.P		3,077	5,381	10,232	172,250	117,451	7,845	15,291
202	계 S.T		11,342	27,609	30,370	935,616	581,556	11,191	27,169
	입원 I.P		74	479	1,013	171,002	156,367	469	2,974
	외래 O.P		11,325	27,130	29,357	764,614	425,189	11,082	24,195
203	계 S.T		26,663	44,566	84,064	2,047,063	1,385,364	46,594	93,945
	입원 I.P		338	1,972	3,801	494,112	445,118	770	5,147
	외래 O.P		26,522	42,594	80,263	1,552,951	940,246	46,364	88,798
204	계 S.T		4,337	15,493	134,220	2,953,059	2,578,135	1,009	4,931
	입원 I.P		1,086	7,084	25,957	2,567,051	2,363,570	126	1,757
	외래 O.P		4,224	8,409	108,263	386,008	214,564	989	3,174
205	계 S.T		182	401	588	11,719	7,874	2,219	8,863
	입원 I.P		2	3	6	374	355	174	1,164
	외래 O.P		182	398	582	11,345	7,519	2,161	7,699
206	계 S.T		16,891	36,366	53,820	1,220,421	847,854	63,001	192,517
	입원 I.P		134	671	1,473	262,585	240,859	509	3,648
	외래 O.P		16,841	35,695	52,347	957,836	606,995	62,812	188,869
207	계 S.T		90,426	157,095	363,263	5,934,390	4,268,327	154,179	307,245
	입원 I.P		1,582	7,605	14,355	1,140,219	1,017,832	1,395	7,718
	외래 O.P		89,981	149,490	348,908	4,794,171	3,250,495	153,776	299,527
208	계 S.T		525	1,495	5,529	183,788	142,587	1,292	4,441
	입원 I.P		54	463	1,518	130,678	115,957	195	1,455
	외래 O.P		512	1,032	4,011	53,110	26,630	1,254	2,986
209	계 S.T		154	982	1,976	192,596	167,110	355	2,884
	입원 I.P		51	703	1,048	175,328	159,282	104	1,988
	외래 O.P		133	279	928	17,268	7,828	335	896
210	계 S.T		9,175	18,194	32,500	1,113,534	809,235	25,355	65,381
	입원 I.P		243	1,895	3,074	507,237	456,215	711	4,738
	외래 O.P		9,105	16,299	29,426	606,297	353,020	25,140	60,643
211	계 S.T		300	1,046	5,355	102,790	77,559	298	898
	입원 I.P		49	315	619	59,216	53,942	21	246
	외래 O.P		285	731	4,736	43,574	23,617	292	652
212	계 S.T		2,458	10,624	103,680	1,287,332	936,201	3,870	12,202
	입원 I.P		260	2,231	4,701	574,905	526,777	208	1,887
	외래 O.P		2,420	8,393	98,979	712,427	409,424	3,839	10,315
213	계 S.T		3,936	13,174	64,632	1,689,850	1,355,432	2,198	6,284
	입원 I.P		898	5,857	12,297	1,247,987	1,134,511	357	2,352
	외래 O.P		3,602	7,317	52,335	441,863	220,921	2,039	3,932
214	계 S.T		192	1,456	26,930	477,761	407,986	319	2,592
	입원 I.P		41	357	701	210,657	194,066	71	583
	외래 O.P		186	1,099	26,229	267,104	213,919	297	2,009
215	계 S.T		330	1,091	10,394	195,426	149,606	629	1,696
	입원 I.P		66	290	949	121,770	111,846	116	400
	외래 O.P		315	801	9,445	73,657	37,760	602	1,296
216	계 S.T		21,696	35,685	122,896	1,329,922	991,377	11,191	17,818
	입원 I.P		409	2,025	3,812	315,365	284,950	152	712
	외래 O.P		21,487	33,660	119,084	1,014,558	706,428	11,123	17,106
217	계 S.T		38,326	66,031	347,513	2,810,257	2,053,849	15,424	26,347
	입원 I.P		860	4,162	8,395	737,253	666,346	263	1,287
	외래 O.P		37,876	61,869	339,118	2,073,004	1,387,503	15,295	25,060
218	계 S.T		9	11	36	310	214	16	20
	입원 I.P		-	-	-	-	-	-	-
	외래 O.P		9	11	36	310	214	16	20
219	계 S.T		17	38	204	1,709	1,103	103	277
	입원 I.P		-	-	-	-	-	2	21
	외래 O.P		17	38	204	1,709	1,103	102	256
220	계 S.T		1,175	3,022	6,198	493,952	414,334	413	785
	입원 I.P		339	686	2,290	397,591	367,080	55	140
	외래 O.P		1,154	2,336	3,908	96,361	47,254	404	645

주 : 수진기준 (한의분류 제외, 급여일수, 진료비와 급여비는 약국포함)

연령별 급여현황(총계) <계속>

Disease Categories by Age(Total) <Cont'd>

(단위 : 명, 일, 천원)

Unit : Person, Day, KRW 1,000

14세			15 ~ 19세				
급여일수 Reimbursed Days	진료비 Medical Expense	급여비 Benefit	진료실인원 Patients	내원일수 Visits	급여일수 Reimbursed Days	진료비 Medical Expense	급여비 Benefit
41,275	535,269	371,751	17,847	35,717	127,586	1,403,645	944,938
669	50,882	45,600	212	1,506	3,569	254,134	197,740
40,606	484,388	326,152	17,744	34,211	124,017	1,149,511	747,198
39,668	1,883,443	1,383,226	7,170	18,275	37,626	1,700,440	1,220,787
6,561	1,061,601	955,150	475	4,491	9,590	1,159,204	923,697
33,107	821,841	428,076	7,090	13,784	28,036	541,236	297,090
221,972	4,062,766	2,801,062	70,061	170,526	527,073	9,504,356	6,527,820
10,048	1,073,117	956,230	2,801	20,207	43,672	4,453,258	3,385,524
211,924	2,989,650	1,844,832	69,392	150,319	483,401	5,051,098	3,142,296
78,286	1,069,768	940,045	1,251	10,132	210,274	2,317,880	2,003,647
4,689	726,516	671,815	182	2,624	6,123	1,046,556	923,415
73,597	343,252	268,230	1,230	7,508	204,151	1,271,324	1,080,232
20,453	364,057	266,301	23,555	108,515	370,034	5,597,614	3,911,465
2,390	125,102	110,172	3,302	19,121	49,272	2,294,006	1,768,915
18,063	238,956	156,129	22,612	89,394	320,762	3,303,608	2,142,550
314,226	6,452,906	4,686,887	160,595	469,567	1,149,944	16,922,859	12,035,454
7,926	1,882,360	1,732,718	2,138	11,976	25,094	3,091,660	2,572,981
306,300	4,570,546	2,954,170	159,716	457,591	1,124,850	13,831,200	9,462,473
827,970	10,018,117	7,015,772	227,039	475,052	1,481,473	16,203,694	11,261,038
15,066	1,088,153	962,228	2,835	15,876	34,056	2,501,873	1,960,785
812,904	8,929,964	6,053,544	226,270	459,176	1,447,417	13,701,821	9,300,253
12,665	546,045	430,750	2,145	8,008	30,006	868,282	615,566
3,272	409,399	364,580	362	2,550	6,191	614,666	478,877
9,393	136,646	66,170	2,041	5,458	23,815	253,616	136,690
6,117	507,314	438,638	327	2,428	6,415	362,087	277,614
2,987	463,411	417,090	66	1,548	2,345	315,503	252,780
3,130	43,903	21,548	314	880	4,070	46,584	24,834
159,591	3,000,218	2,151,740	10,078	29,434	89,879	2,117,006	1,515,453
9,913	1,030,598	921,203	811	5,872	13,332	1,249,981	1,004,273
149,678	1,969,621	1,230,537	9,801	23,562	76,547	867,025	511,180
4,457	92,977	72,412	378	851	7,108	65,254	47,012
476	57,846	53,350	17	125	229	25,379	21,834
3,981	35,130	19,062	369	726	6,879	39,875	25,178
124,685	1,481,024	1,043,105	3,690	13,702	217,799	1,705,424	1,132,295
4,306	540,231	487,090	277	1,829	3,647	519,632	426,115
120,379	940,793	556,015	3,640	11,873	214,152	1,185,792	706,181
29,902	813,444	644,071	4,987	16,747	65,390	2,248,470	1,618,595
4,873	542,321	494,366	1,151	7,758	15,224	1,693,667	1,311,545
25,029	271,123	149,705	4,546	8,989	50,166	554,803	307,050
46,560	816,563	695,759	854	8,292	107,351	2,387,111	2,030,462
1,527	318,608	291,750	204	1,795	3,555	863,361	743,360
45,033	497,956	404,009	808	6,497	103,796	1,523,750	1,287,102
10,333	345,273	256,624	3,267	8,459	43,403	2,295,213	1,518,761
1,492	162,433	150,487	693	1,546	4,728	696,926	542,844
8,841	182,840	106,137	3,075	6,913	38,675	1,598,287	975,917
58,433	635,804	458,768	26,417	46,843	197,818	1,833,178	1,260,256
1,414	135,156	123,792	199	795	1,735	137,775	107,442
57,019	500,648	334,976	26,315	46,048	196,083	1,695,403	1,152,815
160,106	1,205,433	826,987	20,906	42,814	284,669	2,553,697	1,735,333
3,089	295,563	269,713	461	2,052	4,456	475,246	378,446
157,017	909,871	557,273	20,656	40,762	280,213	2,078,451	1,356,888
201	1,114	711	104	236	2,311	13,479	8,600
-	-	-	2	64	116	151	121
201	1,114	711	102	172	2,195	13,328	8,479
1,424	17,605	13,308	2,289	6,074	43,304	336,075	233,043
38	6,373	5,636	14	87	215	16,644	13,466
1,386	11,232	7,672	2,284	5,987	43,089	319,431	219,577
1,608	81,959	64,233	215	526	1,618	62,855	46,959
443	58,815	53,805	33	119	324	42,753	35,681
1,165	23,144	10,428	208	407	1,294	20,103	11,278

Note : Based on the Treatment Month (excluding herbal medicine,including pharmacy in Treatment Days Treatment Amount and Benefit Amount)

구 분 Division			20 ~ 24세					25세 ~	
			진료실인원 Patients	내원일수 Visits	급여일수 Reimbursed Days	진료비 Medical Expense	급여비 Benefit	진료실인원 Patients	내원일수 Visits
201	계 S.T		28,949	59,078	259,364	2,696,466	1,768,438	37,106	77,314
	입원 I.P		447	2,954	7,416	561,911	418,527	448	3,120
	외래 O.P		28,778	56,124	251,948	2,134,555	1,349,911	36,937	74,194
202	계 S.T		6,802	23,588	60,812	2,529,734	1,792,643	4,817	15,760
	입원 I.P		805	8,483	17,814	1,924,971	1,450,708	554	5,064
	외래 O.P		6,711	15,105	42,998	604,763	341,935	4,751	10,696
203	계 S.T		100,552	266,744	929,395	17,992,504	12,325,441	107,670	260,254
	입원 I.P		5,889	46,478	102,258	10,280,096	7,649,404	4,259	28,904
	외래 O.P		99,257	220,266	827,137	7,712,408	4,676,038	106,683	231,350
204	계 S.T		2,402	21,095	473,582	4,863,398	4,213,417	3,451	27,997
	입원 I.P		302	5,191	9,759	1,882,721	1,630,364	351	4,944
	외래 O.P		2,388	15,904	463,823	2,980,677	2,583,053	3,438	23,053
205	계 S.T		65,345	300,877	1,088,972	16,727,930	11,537,777	90,869	400,525
	입원 I.P		10,314	61,461	163,557	7,419,586	5,594,662	13,457	76,375
	외래 O.P		62,565	239,416	925,415	9,308,344	5,943,114	87,223	324,150
206	계 S.T		210,627	588,818	2,056,137	27,763,590	20,110,346	286,866	844,567
	입원 I.P		4,181	20,491	43,991	3,033,566	2,358,986	4,878	22,025
	외래 O.P		208,724	568,327	2,012,146	24,730,024	17,751,360	284,535	822,542
207	계 S.T		297,147	639,300	2,267,359	24,895,989	17,078,759	366,442	834,323
	입원 I.P		5,394	31,385	71,254	5,329,472	4,036,972	5,817	30,430
	외래 O.P		295,802	607,915	2,196,105	19,566,517	13,041,787	365,133	803,893
208	계 S.T		2,744	11,204	86,741	1,496,342	1,047,969	3,229	9,115
	입원 I.P		511	4,709	9,763	1,162,905	868,106	303	2,592
	외래 O.P		2,605	6,495	76,978	333,437	179,863	3,138	6,523
209	계 S.T		311	2,550	8,303	422,051	304,874	321	3,044
	입원 I.P		88	1,731	2,734	372,717	279,534	89	1,804
	외래 O.P		276	819	5,569	49,334	25,340	293	1,240
210	계 S.T		10,358	36,615	144,941	3,527,754	2,553,642	10,424	34,072
	입원 I.P		1,231	10,405	22,423	2,447,328	1,878,132	955	7,736
	외래 O.P		9,934	26,210	122,518	1,080,426	675,510	10,059	26,336
211	계 S.T		747	1,370	10,786	86,791	60,159	859	1,670
	입원 I.P		20	130	289	27,377	21,386	21	128
	외래 O.P		732	1,240	10,497	59,415	38,774	850	1,542
212	계 S.T		4,108	15,238	413,194	2,011,615	1,261,328	4,364	16,060
	입원 I.P		249	1,503	3,783	460,830	360,191	228	1,280
	외래 O.P		4,062	13,735	409,411	1,550,784	901,137	4,319	14,780
213	계 S.T		12,065	39,552	142,362	5,264,120	3,702,010	13,844	43,072
	입원 I.P		2,781	17,641	35,802	3,898,371	2,924,610	2,748	17,023
	외래 O.P		11,100	21,911	106,560	1,365,749	777,400	12,941	26,049
214	계 S.T		1,443	24,891	220,527	6,556,274	5,705,758	2,047	52,826
	입원 I.P		286	3,690	6,236	1,773,706	1,505,734	414	5,519
	외래 O.P		1,378	21,201	214,291	4,782,568	4,200,024	1,964	47,307
215	계 S.T		8,094	21,069	103,749	6,302,999	4,139,745	12,627	32,781
	입원 I.P		1,728	3,911	12,119	1,761,215	1,322,930	2,569	5,614
	외래 O.P		7,658	17,158	91,630	4,541,784	2,816,814	12,029	27,167
216	계 S.T		86,801	163,687	726,280	7,142,402	4,853,894	108,715	211,060
	입원 I.P		379	976	2,588	187,231	140,791	454	1,155
	외래 O.P		86,620	162,711	723,692	6,955,171	4,713,104	108,498	209,905
217	계 S.T		64,514	141,945	822,395	9,377,296	6,383,595	104,227	239,000
	입원 I.P		834	3,390	7,764	830,041	618,326	914	3,678
	외래 O.P		64,037	138,555	814,631	8,547,255	5,765,269	103,719	235,322
218	계 S.T		673	1,377	20,643	103,535	67,482	1,929	3,990
	입원 I.P		5	36	43	1,628	1,189	22	118
	외래 O.P		671	1,341	20,600	101,907	66,294	1,923	3,872
219	계 S.T		12,324	34,920	267,187	2,149,752	1,483,952	23,552	70,909
	입원 I.P		33	179	407	34,803	26,499	34	192
	외래 O.P		12,314	34,741	266,780	2,114,949	1,457,453	23,548	70,717
220	계 S.T		256	655	1,498	85,860	58,994	226	548
	입원 I.P		46	179	456	62,264	47,420	40	136
	외래 O.P		252	476	1,042	23,595	11,574	226	412

주 : 수진기준 (한의분류 제외, 급여일수, 진료비와 급여비는 약국포함)

연령별 급여현황(총계) <계속>

Disease Categories by Age(Total) <Cont'd>

(단위 : 명, 일, 천원)

Unit : Person, Day, KRW 1,000

29세			30 ~ 34세				
급여일수 Reimbursed Days	진료비 Medical Expense	급여비 Benefit	진료실인원 Patients	내원일수 Visits	급여일수 Reimbursed Days	진료비 Medical Expense	급여비 Benefit
365,053	3,535,198	2,352,922	43,137	99,207	517,103	4,688,283	3,144,800
7,322	588,894	449,562	579	4,222	10,048	835,086	636,652
357,731	2,946,304	1,903,360	42,910	94,985	507,055	3,853,197	2,508,149
45,067	1,700,313	1,219,488	3,789	11,955	36,930	1,173,791	833,675
12,111	1,279,926	972,976	427	3,471	8,442	835,543	632,159
32,956	420,387	246,512	3,738	8,484	28,488	338,248	201,516
983,608	14,650,993	9,903,499	104,032	257,392	1,027,231	14,347,063	9,672,216
66,178	6,407,864	4,770,964	3,926	27,810	62,356	6,031,808	4,459,978
917,430	8,243,129	5,132,535	103,105	229,582	964,875	8,315,255	5,212,237
675,068	6,621,240	5,746,452	4,247	33,085	822,026	6,595,205	5,729,099
10,350	2,370,334	2,071,130	389	5,768	12,325	1,903,711	1,668,360
664,718	4,250,906	3,675,321	4,227	27,317	809,701	4,691,494	4,060,739
1,453,490	23,133,659	15,991,176	119,328	565,566	2,114,833	33,913,440	23,488,346
200,265	9,667,130	7,302,118	18,828	110,570	290,376	14,603,261	10,987,201
1,253,225	13,466,529	8,689,057	114,814	454,996	1,824,457	19,310,178	12,501,145
2,898,303	41,206,952	30,117,657	325,407	1,045,177	3,585,230	50,868,650	37,000,109
46,494	2,836,254	2,185,768	6,041	27,050	56,987	3,296,414	2,531,967
2,851,809	38,370,698	27,931,889	322,568	1,018,127	3,528,243	47,572,236	34,468,142
3,001,816	31,467,065	21,527,433	385,532	964,853	3,616,086	36,359,066	24,868,469
70,373	5,333,184	4,047,199	6,167	33,329	77,744	5,938,339	4,495,286
2,931,443	26,133,882	17,480,233	384,190	931,524	3,538,342	30,420,728	20,373,182
155,292	1,040,452	710,399	4,622	9,989	287,740	847,858	558,470
5,567	686,656	511,534	203	1,452	3,466	376,773	281,027
149,725	353,796	198,865	4,554	8,537	284,274	471,085	277,444
9,642	485,783	353,372	269	3,460	9,374	467,076	343,134
2,781	422,031	319,056	79	1,851	2,735	396,955	305,549
6,861	63,752	34,315	246	1,609	6,639	70,121	37,585
149,533	3,381,836	2,464,764	10,544	38,445	184,082	3,987,752	2,930,397
16,843	2,196,622	1,693,432	959	8,905	20,448	2,629,857	2,038,509
132,690	1,185,214	771,332	10,218	29,540	163,634	1,357,895	891,888
17,726	126,242	86,765	775	1,467	17,517	111,205	75,030
370	28,682	22,467	19	102	249	26,144	20,075
17,356	97,561	64,298	766	1,365	17,268	85,060	54,956
494,206	2,291,829	1,444,983	4,523	17,132	569,553	2,501,297	1,581,741
3,429	444,235	350,635	194	1,144	3,417	396,756	311,311
490,777	1,847,594	1,094,348	4,478	15,988	566,136	2,104,540	1,270,430
157,717	5,343,817	3,749,532	12,958	39,243	148,489	4,970,421	3,507,304
34,739	3,781,665	2,840,756	2,451	15,195	30,901	3,453,349	2,613,953
122,978	1,562,151	908,775	12,070	24,048	117,588	1,517,072	893,350
353,820	12,914,868	11,395,538	3,150	93,084	657,928	22,181,495	19,492,513
9,923	2,550,491	2,197,865	620	7,093	14,139	3,660,891	3,150,945
343,897	10,364,377	9,197,673	3,035	85,991	643,789	18,520,605	16,341,568
165,646	10,232,643	6,756,694	16,873	45,912	240,985	15,299,887	10,167,416
18,651	2,667,115	2,006,515	3,463	7,553	25,032	3,662,198	2,760,045
146,995	7,565,528	4,750,179	16,058	38,359	215,953	11,637,690	7,407,372
969,594	9,449,704	6,430,316	97,392	186,222	865,765	8,079,381	5,492,049
3,209	216,795	163,449	381	1,032	2,774	184,734	141,802
966,385	9,232,909	6,266,867	97,214	185,190	862,991	7,894,647	5,350,247
1,331,631	16,227,042	11,152,931	96,975	222,628	1,324,343	15,491,711	10,634,744
8,729	992,460	758,456	903	3,809	8,451	1,072,481	824,133
1,322,902	15,234,582	10,394,475	96,556	218,819	1,315,892	14,419,230	9,810,611
75,918	282,272	188,555	3,600	7,451	162,478	545,733	361,883
186	10,609	7,741	35	81	919	24,329	18,714
75,732	271,663	180,815	3,585	7,370	161,559	521,404	343,168
541,163	4,564,837	3,156,958	27,356	83,096	648,063	5,482,819	3,794,224
482	41,135	31,200	71	430	1,033	90,121	67,432
540,681	4,523,701	3,125,759	27,345	82,666	647,030	5,392,697	3,726,793
1,442	69,907	48,731	252	716	2,154	104,276	74,516
350	50,203	38,474	65	190	552	74,662	57,880
1,092	19,704	10,257	247	526	1,602	29,614	16,636

Note : Based on the Treatment Month (excluding herbal medicine,including pharmacy in Treatment Days Treatment Amount and Benefit Amount)

구 분 Division			35 ~ 39세					40세 ~	
			진료실인원 Patients	내원일수 Visits	급여일수 Reimbursed Days	진료비 Medical Expense	급여비 Benefit	진료실인원 Patients	내원일수 Visits
201	계 S.T		69,811	175,685	1,013,872	8,601,910	5,803,050	102,148	300,652
	입원 I.P		1,097	8,401	18,659	1,660,464	1,244,903	1,832	16,239
	외래 O.P		69,452	167,284	995,213	6,941,446	4,558,147	101,638	284,413
202	계 S.T		4,701	15,885	51,227	1,584,031	1,122,991	5,363	19,587
	입원 I.P		537	4,783	10,791	1,142,409	861,097	696	6,808
	외래 O.P		4,642	11,102	40,436	441,621	261,895	5,257	12,779
203	계 S.T		135,471	354,540	1,537,461	20,351,884	13,817,749	142,203	408,219
	입원 I.P		5,386	41,138	88,273	8,841,971	6,556,010	6,278	51,187
	외래 O.P		134,279	313,402	1,449,188	11,509,914	7,261,739	140,829	357,032
204	계 S.T		6,453	47,260	1,315,322	9,250,046	8,033,918	7,173	52,901
	입원 I.P		483	6,837	14,455	2,256,786	1,950,439	472	8,504
	외래 O.P		6,416	40,423	1,300,867	6,993,260	6,083,478	7,148	44,397
205	계 S.T		186,897	968,740	3,738,660	60,262,128	42,014,636	207,406	1,134,926
	입원 I.P		31,265	203,090	509,996	27,550,556	20,706,361	32,456	217,658
	외래 O.P		179,717	765,650	3,228,664	32,711,572	21,308,275	200,027	917,268
206	계 S.T		446,192	1,515,955	5,696,991	77,926,376	56,893,240	460,683	1,706,089
	입원 I.P		9,566	48,411	105,085	6,352,654	4,886,491	10,449	62,483
	외래 O.P		442,031	1,467,544	5,591,906	71,573,721	52,006,749	456,718	1,643,606
207	계 S.T		545,895	1,547,153	6,134,034	59,724,112	41,010,977	614,488	2,126,745
	입원 I.P		9,778	59,066	135,459	10,701,720	8,096,420	14,066	91,582
	외래 O.P		544,140	1,488,087	5,998,575	49,022,392	32,914,557	612,606	2,035,163
208	계 S.T		5,910	15,578	405,081	1,472,674	985,099	7,767	20,331
	입원 I.P		334	3,112	6,591	736,697	552,980	327	2,927
	외래 O.P		5,796	12,466	398,490	735,978	432,120	7,619	17,404
209	계 S.T		442	5,405	16,061	814,207	607,135	501	7,535
	입원 I.P		137	3,374	4,893	720,201	553,780	185	4,852
	외래 O.P		390	2,031	11,168	94,006	53,355	433	2,683
210	계 S.T		13,879	56,196	275,441	6,294,569	4,606,532	14,445	63,265
	입원 I.P		1,406	15,540	33,701	4,403,891	3,389,859	1,663	19,342
	외래 O.P		13,392	40,656	241,740	1,890,677	1,216,672	13,851	43,923
211	계 S.T		1,223	2,311	24,738	166,968	112,336	1,160	2,333
	입원 I.P		18	125	268	33,706	25,328	17	116
	외래 O.P		1,214	2,186	24,470	133,262	87,009	1,152	2,217
212	계 S.T		6,399	25,601	900,056	4,017,483	2,612,708	6,747	27,490
	입원 I.P		289	2,009	4,974	761,863	617,817	275	1,652
	외래 O.P		6,333	23,592	895,082	3,255,620	1,994,891	6,679	25,838
213	계 S.T		16,592	52,797	215,539	7,085,466	5,037,266	17,367	57,362
	입원 I.P		3,134	20,988	42,432	4,997,677	3,809,910	3,323	23,379
	외래 O.P		15,431	31,809	173,107	2,087,789	1,227,356	16,116	33,983
214	계 S.T		5,537	190,840	1,316,021	44,643,183	39,422,720	7,749	287,106
	입원 I.P		1,080	16,495	28,721	6,946,748	6,006,607	1,546	22,987
	외래 O.P		5,356	174,345	1,287,300	37,696,436	33,416,112	7,548	264,119
215	계 S.T		26,298	74,149	405,448	25,358,230	16,878,748	28,541	83,675
	입원 I.P		5,438	12,427	40,893	6,258,429	4,724,869	6,164	14,943
	외래 O.P		25,142	61,722	364,555	19,099,801	12,153,879	27,243	68,732
216	계 S.T		122,003	240,387	1,153,340	9,944,819	6,748,449	126,919	263,392
	입원 I.P		484	1,466	3,716	262,383	200,224	526	1,807
	외래 O.P		121,788	238,921	1,149,624	9,682,436	6,548,225	126,691	261,585
217	계 S.T		107,508	250,302	1,740,527	18,186,702	12,490,610	97,377	234,129
	입원 I.P		1,812	7,017	16,640	2,418,638	1,879,351	2,979	10,127
	외래 O.P		106,870	243,285	1,723,887	15,768,064	10,611,259	96,632	224,002
218	계 S.T		8,368	18,591	414,841	1,332,056	881,914	26,387	65,360
	입원 I.P		78	159	535	57,828	43,446	154	418
	외래 O.P		8,345	18,432	414,306	1,274,228	838,468	26,331	64,942
219	계 S.T		33,674	99,796	825,600	6,435,090	4,447,840	30,355	94,160
	입원 I.P		107	532	1,344	127,373	94,547	162	873
	외래 O.P		33,650	99,264	824,256	6,307,718	4,353,293	30,323	93,287
220	계 S.T		362	1,105	3,438	171,968	124,063	465	1,659
	입원 I.P		103	309	875	125,846	97,667	170	565
	외래 O.P		351	796	2,563	46,122	26,396	454	1,094

주 : 수진기준 (한의분류 제외, 급여일수, 진료비와 급여비는 약국포함)

연령별 급여현황(총계) <계속>

Disease Categories by Age(Total) <Cont'd>

(단위 : 명, 일, 천원)

Unit : Person, Day, KRW 1,000

44세			45세 ~ 49세				
급여일수 Reimbursed Days	진료비 Medical Expense	급여비 Benefit	진료실인원 Patients	내원일수 Visits	급여일수 Reimbursed Days	진료비 Medical Expense	급여비 Benefit
1,928,664	15,136,601	10,308,481	192,183	667,133	4,675,553	34,044,022	23,275,509
34,841	3,206,887	2,416,833	4,109	39,743	79,633	6,939,729	5,182,536
1,893,823	11,929,714	7,891,648	191,183	627,390	4,595,920	27,104,293	18,092,972
64,512	2,117,733	1,512,993	8,161	36,097	125,803	4,157,293	2,995,831
14,637	1,611,368	1,211,154	1,328	15,248	30,152	3,306,094	2,482,282
49,875	506,365	301,838	7,960	20,849	95,651	851,199	513,549
1,886,611	23,776,982	16,217,841	189,969	593,902	2,944,470	36,115,431	24,794,620
107,509	10,771,094	7,972,575	9,763	85,161	173,833	17,338,425	12,811,270
1,779,102	13,005,889	8,245,266	187,758	508,741	2,770,637	18,777,006	11,983,349
1,538,515	10,324,628	9,003,641	9,287	68,338	2,095,232	13,162,002	11,504,314
17,049	3,012,373	2,622,854	643	10,006	21,862	3,249,815	2,824,756
1,521,466	7,312,255	6,380,787	9,257	58,332	2,073,370	9,912,187	8,679,558
4,556,251	69,350,305	48,364,312	277,416	1,578,508	6,491,800	94,538,603	66,050,293
545,503	30,367,553	22,796,057	40,390	281,437	39,378,476	39,378,476	29,576,400
4,010,748	38,982,752	25,568,255	268,404	1,297,071	5,804,219	55,160,126	36,473,893
6,866,313	88,394,390	64,212,654	592,280	2,360,207	9,876,950	121,962,728	87,379,581
133,889	8,770,808	6,700,671	15,634	101,825	219,928	15,405,103	11,719,426
6,732,424	79,623,582	57,511,983	587,090	2,258,382	9,657,022	106,557,625	75,660,155
8,830,662	84,396,754	58,250,828	848,892	3,482,142	14,796,422	142,663,439	98,958,987
209,445	17,281,903	13,056,047	24,563	167,401	383,814	33,381,864	25,228,144
8,621,217	67,114,851	45,194,780	846,288	3,314,741	14,412,608	109,281,576	73,730,843
539,120	1,763,824	1,179,478	18,197	47,371	1,413,743	3,728,536	2,512,527
6,439	697,381	527,528	484	4,273	10,155	1,044,880	794,859
532,681	1,066,443	651,951	17,972	43,098	1,403,588	2,683,656	1,717,668
21,356	1,092,810	811,709	685	9,071	27,632	1,494,786	1,116,780
6,861	969,995	740,356	252	6,048	9,215	1,338,948	1,027,054
14,495	122,814	71,353	598	3,023	18,417	155,838	89,726
350,146	7,753,994	5,731,329	18,564	87,078	517,054	10,414,786	7,666,803
39,590	5,482,620	4,230,725	2,228	27,022	55,743	7,267,828	5,596,877
310,556	2,271,375	1,500,604	17,779	60,056	461,311	3,146,959	2,069,926
28,111	168,803	116,514	1,243	2,537	30,668	180,999	124,153
307	33,839	26,278	19	136	353	31,484	24,034
27,804	134,965	90,236	1,230	2,401	30,315	149,515	100,119
1,077,733	4,311,110	2,760,084	8,534	34,636	1,408,532	5,422,444	3,484,135
4,440	563,704	444,294	346	2,162	5,722	714,542	565,846
1,073,293	3,747,406	2,315,790	8,454	32,474	1,402,810	4,707,902	2,918,289
254,554	7,886,521	5,619,417	22,407	79,229	362,198	11,454,281	8,292,879
47,025	5,575,262	4,244,142	4,584	34,566	69,032	8,501,886	6,505,829
207,529	2,311,259	1,375,275	20,677	44,663	293,166	2,952,394	1,787,051
2,005,859	67,450,500	59,620,826	12,244	479,654	3,333,150	110,057,267	97,491,405
40,624	10,428,177	9,037,384	2,383	40,734	68,768	16,965,850	14,749,796
1,965,235	57,022,323	50,583,442	11,902	438,920	3,264,382	93,091,418	82,741,608
497,681	28,893,570	19,265,650	33,161	99,164	633,250	33,431,968	22,236,002
48,856	7,707,009	5,832,498	7,210	18,674	60,533	9,587,048	7,270,120
448,825	21,186,561	13,433,152	31,626	80,490	572,717	23,844,920	14,965,882
1,340,954	10,713,036	7,264,324	166,933	365,058	1,957,764	14,539,915	9,869,212
4,864	348,123	264,867	763	2,672	7,371	522,663	397,836
1,336,090	10,364,913	6,999,457	166,607	362,386	1,950,393	14,017,252	9,471,376
1,969,607	18,524,186	12,778,280	114,548	285,700	2,806,584	24,976,395	17,334,667
24,972	3,973,399	3,101,702	5,453	16,710	43,814	7,279,294	5,712,409
1,944,635	14,550,787	9,676,578	113,476	268,990	2,762,770	17,697,101	11,622,259
1,558,736	4,765,046	3,199,224	56,806	158,779	4,120,343	11,479,311	7,741,011
2,228	108,289	80,296	624	1,243	14,833	307,976	233,893
1,556,508	4,656,757	3,118,927	56,506	157,536	4,105,510	11,171,335	7,507,118
846,177	6,098,008	4,213,057	32,758	108,564	1,041,035	6,947,766	4,803,347
2,205	206,593	157,141	238	1,517	3,398	352,464	264,642
843,972	5,891,415	4,055,916	32,700	107,047	1,037,637	6,595,302	4,538,705
5,150	263,319	191,656	670	2,410	8,466	388,632	281,119
1,668	205,620	158,946	244	795	2,281	299,080	232,055
3,482	57,699	32,710	651	1,615	6,185	89,553	49,064

Note : Based on the Treatment Month (excluding herbal medicine,including pharmacy in Treatment Days Treatment Amount and Benefit Amount)

구 분 Division			50 ~ 54세					55세 ~	
			진료실인원 Patients	내원일수 Visits	급여일수 Reimbursed Days	진료비 Medical Expense	급여비 Benefit	진료실인원 Patients	내원일수 Visits
201	계	S.T	332,574	1,423,131	10,778,899	81,436,833	56,282,183	527,128	2,731,795
	입원	I.P	9,539	118,594	225,422	21,804,181	16,342,986	18,623	275,609
	외래	O.P	330,825	1,304,537	10,553,477	59,632,652	39,939,197	524,320	2,456,186
202	계	S.T	11,629	64,222	227,446	8,268,455	5,989,010	16,083	107,562
	입원	I.P	2,378	33,169	63,715	6,917,283	5,171,513	4,090	61,596
	외래	O.P	11,265	31,053	163,731	1,351,172	817,497	15,442	45,966
203	계	S.T	222,016	761,961	4,064,455	49,427,741	34,149,804	251,941	920,328
	입원	I.P	13,919	134,013	264,340	25,559,497	18,924,669	18,407	189,642
	외래	O.P	218,762	627,948	3,800,115	23,868,244	15,225,134	247,247	730,686
204	계	S.T	9,935	71,031	2,255,121	13,250,065	11,557,823	11,141	79,194
	입원	I.P	558	12,811	23,999	3,809,157	3,317,860	612	11,809
	외래	O.P	9,892	58,220	2,231,122	9,440,908	8,239,963	11,087	67,385
205	계	S.T	322,191	1,889,758	8,089,558	114,138,175	79,885,037	376,157	2,288,434
	입원	I.P	45,671	335,420	799,218	46,602,853	35,014,538	49,913	406,244
	외래	O.P	311,266	1,554,338	7,290,340	67,535,322	44,870,498	363,429	1,882,190
206	계	S.T	680,401	2,999,748	13,512,062	159,870,605	113,081,706	837,302	4,226,094
	입원	I.P	23,650	174,260	375,904	27,127,499	20,538,594	35,343	303,988
	외래	O.P	673,602	2,825,488	13,136,158	132,743,105	92,543,111	828,838	3,922,106
207	계	S.T	957,699	4,353,909	19,205,645	190,868,272	132,957,347	1,023,444	4,723,106
	입원	I.P	35,391	265,270	591,494	52,997,130	40,047,968	39,916	331,679
	외래	O.P	954,360	4,088,639	18,614,151	137,871,143	92,909,380	1,019,491	4,391,427
208	계	S.T	65,329	170,611	5,172,098	12,056,061	8,047,007	121,269	366,915
	입원	I.P	671	5,966	15,911	1,350,764	1,028,954	1,149	8,553
	외래	O.P	65,007	164,645	5,156,187	10,705,297	7,018,053	120,659	358,362
209	계	S.T	969	15,042	44,222	2,244,226	1,676,764	1,325	21,503
	입원	I.P	373	10,020	14,679	1,980,682	1,525,291	546	14,467
	외래	O.P	860	5,022	29,543	263,544	151,472	1,144	7,036
210	계	S.T	22,428	108,953	705,881	13,849,073	10,164,292	30,275	154,546
	입원	I.P	2,942	37,689	76,290	9,807,141	7,522,634	3,990	52,618
	외래	O.P	21,419	71,264	629,591	4,041,932	2,641,658	28,837	101,928
211	계	S.T	1,171	2,414	28,548	214,328	154,645	1,375	3,298
	입원	I.P	25	250	430	70,077	57,916	41	553
	외래	O.P	1,157	2,164	28,118	144,251	96,729	1,353	2,745
212	계	S.T	9,023	35,076	1,435,297	5,509,541	3,522,340	10,475	40,509
	입원	I.P	315	2,179	5,748	808,593	650,779	382	3,421
	외래	O.P	8,944	32,897	1,429,549	4,700,948	2,871,561	10,367	37,088
213	계	S.T	23,919	90,320	424,655	13,718,749	9,993,254	27,968	112,941
	입원	I.P	5,294	42,962	83,947	10,506,052	8,043,492	6,470	56,098
	외래	O.P	21,955	47,358	340,708	3,212,697	1,949,762	25,384	56,843
214	계	S.T	16,812	678,442	4,620,322	152,477,342	135,034,243	24,328	1,033,721
	입원	I.P	3,408	63,501	104,857	23,762,287	20,690,058	5,040	124,817
	외래	O.P	16,314	614,941	4,515,465	128,715,056	114,344,185	23,612	908,904
215	계	S.T	34,081	107,294	740,064	35,660,678	23,803,575	39,105	125,032
	입원	I.P	7,759	22,089	70,517	11,414,842	8,680,831	8,514	25,976
	외래	O.P	32,510	85,205	669,547	24,245,836	15,122,743	37,516	99,056
216	계	S.T	173,764	393,982	2,293,257	15,621,379	10,592,928	187,624	444,460
	입원	I.P	870	3,206	9,479	665,743	509,241	1,119	5,164
	외래	O.P	173,393	390,776	2,283,778	14,955,636	10,083,687	187,133	439,296
217	계	S.T	114,086	289,356	3,339,318	27,122,519	18,829,696	123,927	326,300
	입원	I.P	6,606	22,477	57,217	9,160,767	7,191,929	7,037	30,120
	외래	O.P	112,676	266,879	3,282,101	17,961,751	11,637,767	122,080	296,180
218	계	S.T	90,472	286,620	8,078,430	21,358,924	14,364,938	150,053	547,186
	입원	I.P	1,130	2,964	23,568	722,961	553,146	2,138	5,809
	외래	O.P	90,122	283,656	8,054,862	20,635,963	13,811,792	149,731	541,377
219	계	S.T	27,433	93,337	959,746	6,034,848	4,177,610	26,856	97,034
	입원	I.P	312	2,046	5,167	475,963	360,111	538	3,672
	외래	O.P	27,349	91,291	954,579	5,558,885	3,817,499	26,681	93,362
220	계	S.T	879	3,298	10,745	512,570	367,930	1,247	4,892
	입원	I.P	323	1,052	2,896	387,949	299,742	432	1,616
	외래	O.P	857	2,246	7,849	124,620	68,188	1,226	3,276

주 : 수진기준 (한의분류 제외, 급여일수, 진료비와 급여비는 약국포함)

연령별 급여현황(총계) <계속>

Disease Categories by Age(Total) <Cont'd>

(단위 : 명, 일, 천원)

Unit : Person, Day, KRW 1,000

59세			60 ~ 64세				
급여일수 Reimbursed Days	진료비 Medical Expense	급여비 Benefit	진료실인원 Patients	내원일수 Visits	급여일수 Reimbursed Days	진료비 Medical Expense	급여비 Benefit
21,719,133	170,901,414	119,284,963	608,264	3,666,404	30,237,363	257,974,385	182,644,121
503,249	53,907,930	40,706,084	23,214	417,331	743,560	98,661,028	75,483,188
21,215,884	116,993,485	78,578,879	605,789	3,249,073	29,493,803	159,313,357	107,160,933
392,179	14,623,397	10,642,889	14,786	97,586	390,736	13,378,427	9,720,061
115,736	12,554,051	9,389,381	3,719	55,841	106,086	11,402,848	8,526,650
276,443	2,069,346	1,253,507	14,204	41,745	284,650	1,975,580	1,193,411
5,355,597	64,123,120	44,780,349	217,268	824,948	5,126,641	56,665,062	39,609,206
364,230	35,356,317	26,413,408	15,014	163,741	310,520	30,646,939	22,951,647
4,991,367	28,766,803	18,366,940	213,397	661,207	4,816,121	26,018,122	16,657,559
2,626,162	14,535,180	12,650,272	9,837	73,587	2,372,273	13,670,484	11,917,878
22,145	3,603,412	3,128,541	626	14,023	25,736	3,916,950	3,399,115
2,604,017	10,931,767	9,521,731	9,784	59,564	2,346,537	9,753,534	8,518,763
10,467,779	141,122,760	98,956,130	337,775	2,127,845	10,397,294	129,404,083	90,628,324
925,463	56,610,691	42,543,587	36,772	323,254	719,599	47,689,607	35,805,550
9,542,316	84,512,069	56,412,543	328,326	1,804,591	9,677,695	81,714,476	54,822,774
21,452,898	237,392,424	167,253,245	819,919	4,847,634	26,922,823	279,986,984	196,584,333
652,841	49,759,548	37,648,616	35,679	359,968	773,234	65,886,069	49,777,033
20,800,057	187,632,877	129,604,629	813,320	4,487,666	26,149,589	214,100,915	146,807,300
21,995,349	219,998,175	153,859,625	861,311	4,057,691	19,466,328	195,578,197	137,343,779
719,365	68,197,918	51,587,096	31,482	286,089	607,068	64,541,686	48,927,252
21,275,984	151,800,256	102,272,528	858,162	3,771,602	18,859,260	131,036,511	88,416,528
11,119,160	26,775,977	17,762,452	158,832	507,498	14,418,190	37,586,584	24,960,527
28,125	1,894,614	1,443,271	1,366	11,180	36,551	2,276,106	1,738,330
11,091,035	24,881,363	16,319,181	158,076	496,318	14,381,639	35,310,478	23,222,197
68,893	3,430,241	2,569,241	1,434	22,634	74,180	3,650,246	2,754,397
21,090	3,045,328	2,344,150	601	15,874	23,081	3,280,835	2,537,070
47,803	384,913	225,091	1,253	6,760	51,099	369,411	217,328
1,084,975	19,678,804	14,496,686	31,950	165,901	1,321,988	21,709,606	15,838,783
107,203	13,606,005	10,509,197	3,851	53,307	14,356,544	14,356,544	11,009,666
977,772	6,072,799	3,987,489	30,612	112,594	1,212,601	7,353,062	4,829,117
39,323	288,355	200,479	1,305	3,113	38,493	280,290	196,219
939	104,805	80,295	33	355	801	100,701	78,157
38,384	183,551	120,184	1,288	2,758	37,692	179,589	118,062
1,607,620	6,391,121	4,093,018	9,923	37,194	1,471,059	6,026,353	3,863,264
7,387	1,047,581	822,759	293	2,854	6,497	883,288	691,586
1,600,233	5,343,540	3,270,259	9,848	34,340	1,464,562	5,143,065	3,171,679
564,209	17,667,265	12,897,917	24,816	106,502	560,430	17,609,652	12,975,528
107,507	13,640,363	10,464,705	5,918	55,272	104,819	13,907,724	10,738,808
456,702	4,026,902	2,433,212	22,421	51,230	455,611	3,701,929	2,236,720
6,825,715	225,058,857	198,837,584	30,419	1,257,505	8,452,549	266,863,919	235,078,671
184,445	39,101,910	33,983,218	5,994	165,147	236,174	48,227,379	41,770,981
6,641,270	185,956,947	164,854,365	29,538	1,092,358	8,216,375	218,636,539	193,307,691
1,008,902	39,681,510	26,469,434	33,532	111,201	1,044,776	34,487,160	23,064,341
81,756	13,505,284	10,301,483	7,284	23,844	74,766	12,529,796	9,581,919
927,146	26,176,226	16,167,951	32,219	87,357	970,010	21,957,364	13,482,422
2,735,271	18,005,588	12,202,721	154,523	379,510	2,435,818	15,434,261	10,464,295
15,542	1,074,051	822,065	963	4,859	13,567	1,005,126	768,706
2,719,729	16,931,536	11,380,656	154,094	374,651	2,422,251	14,429,135	9,695,590
4,593,432	31,582,500	21,767,911	116,690	324,755	5,531,627	32,508,024	22,333,108
72,233	10,895,782	8,525,602	6,512	32,453	75,829	11,128,878	8,724,773
4,521,199	20,686,718	13,242,308	114,849	292,302	5,455,798	21,379,146	13,608,334
17,137,354	43,573,917	29,204,746	196,925	830,419	28,193,513	70,308,911	47,098,797
30,813	2,135,411	1,624,678	3,755	12,722	51,004	4,399,832	3,346,755
17,106,541	41,438,505	27,580,068	196,516	817,697	28,142,509	65,909,079	43,752,042
1,109,600	6,696,959	4,631,149	23,107	84,360	1,107,301	6,119,485	4,231,233
9,130	892,964	672,794	643	3,998	10,501	949,144	719,905
1,100,470	5,803,996	3,958,354	22,891	80,362	1,096,800	5,170,342	3,511,328
24,271	758,837	543,814	1,306	5,088	29,974	774,227	551,000
4,622	565,743	435,705	438	1,634	4,736	561,793	433,793
19,649	193,094	108,108	1,282	3,454	25,238	212,434	117,208

Note : Based on the Treatment Month (excluding herbal medicine,including pharmacy in Treatment Days Treatment Amount and Benefit Amount)

구 분 Division			65 ~ 69세					70세 ~	
			진료실인원 Patients	내원일수 Visits	급여일수 Reimbursed Days	진료비 Medical Expense	급여비 Benefit	진료실인원 Patients	내원일수 Visits
201	계	S.T	555,240	4,076,278	31,750,073	318,932,296	235,418,320	497,596	4,071,676
	입원	I.P	23,469	529,165	924,547	152,581,353	118,018,737	23,321	582,018
	외래	O.P	553,789	3,547,113	30,825,526	166,350,943	117,399,583	496,538	3,489,658
202	계	S.T	9,811	59,781	269,067	7,818,131	5,701,825	6,313	31,426
	입원	I.P	2,093	32,176	59,139	6,467,090	4,868,251	952	13,572
	외래	O.P	9,508	27,605	209,928	1,351,041	833,574	6,222	17,854
203	계	S.T	162,157	676,409	4,040,382	40,325,584	29,016,566	126,888	567,234
	입원	I.P	8,692	102,835	191,545	20,140,716	15,161,088	5,131	69,959
	외래	O.P	159,827	573,574	3,848,837	20,184,869	13,855,477	125,350	497,275
204	계	S.T	6,599	47,141	1,567,455	9,015,343	7,863,815	4,864	36,376
	입원	I.P	436	8,958	15,424	2,747,855	2,389,097	359	8,829
	외래	O.P	6,544	38,183	1,552,031	6,267,487	5,474,718	4,810	27,547
205	계	S.T	251,651	1,786,328	8,689,339	99,120,865	71,977,242	204,116	1,587,518
	입원	I.P	20,199	194,824	432,430	32,264,749	24,237,410	11,894	140,310
	외래	O.P	246,716	1,591,504	8,256,909	66,856,116	47,739,832	201,401	1,447,208
206	계	S.T	696,653	5,599,045	30,106,140	291,807,024	214,970,765	633,747	6,268,966
	입원	I.P	26,841	332,070	695,924	69,840,737	52,794,725	23,004	356,587
	외래	O.P	693,335	5,266,975	29,410,216	221,966,287	162,176,040	631,723	5,912,379
207	계	S.T	617,442	3,227,564	14,777,454	145,906,525	108,080,457	471,084	2,544,421
	입원	I.P	18,875	186,990	389,357	46,056,948	34,983,818	11,146	122,625
	외래	O.P	615,704	3,040,574	14,388,097	99,849,577	73,096,639	469,956	2,421,796
208	계	S.T	191,006	636,627	15,720,452	46,460,253	31,751,937	166,056	591,578
	입원	I.P	1,412	12,721	38,220	2,504,812	1,912,269	1,690	17,118
	외래	O.P	190,300	623,906	15,682,232	43,955,441	29,839,668	165,274	574,460
209	계	S.T	1,218	21,787	67,837	3,365,564	2,537,182	1,240	21,643
	입원	I.P	489	14,890	20,654	2,984,745	2,296,982	500	14,735
	외래	O.P	1,038	6,897	47,183	380,819	240,200	1,051	6,908
210	계	S.T	28,454	164,519	1,309,423	19,460,431	14,298,754	27,821	169,909
	입원	I.P	2,911	45,597	92,116	12,030,073	9,284,431	2,309	42,905
	외래	O.P	27,460	118,922	1,217,307	7,430,358	5,014,323	26,949	127,004
211	계	S.T	987	2,757	33,877	308,241	235,734	900	2,857
	입원	I.P	31	381	705	123,983	103,727	32	698
	외래	O.P	967	2,376	33,172	184,258	132,006	881	2,159
212	계	S.T	7,664	28,238	1,090,164	4,593,290	2,954,512	6,012	23,930
	입원	I.P	260	2,105	4,803	659,141	515,130	250	3,370
	외래	O.P	7,585	26,133	1,085,361	3,934,150	2,439,382	5,945	20,560
213	계	S.T	18,700	87,773	493,775	15,310,454	11,384,952	16,638	91,266
	입원	I.P	4,780	48,229	89,919	12,415,071	9,591,650	4,940	55,823
	외래	O.P	16,645	39,544	403,856	2,895,384	1,793,303	14,425	35,443
214	계	S.T	31,638	1,293,668	8,546,623	266,030,763	233,494,928	36,253	1,375,507
	입원	I.P	6,394	222,157	295,775	56,252,376	48,705,433	7,603	313,067
	외래	O.P	30,587	1,071,511	8,250,848	209,778,387	184,789,495	34,684	1,062,440
215	계	S.T	22,374	77,653	857,704	23,311,877	15,670,656	15,415	55,341
	입원	I.P	4,575	17,592	52,539	9,010,135	6,908,865	3,171	14,015
	외래	O.P	21,550	60,061	805,165	14,301,743	8,761,791	14,768	41,326
216	계	S.T	106,509	277,642	1,831,301	11,203,647	8,210,824	84,047	234,435
	입원	I.P	698	4,084	10,971	835,995	644,466	685	5,114
	외래	O.P	106,182	273,558	1,820,330	10,367,652	7,566,358	83,704	229,321
217	계	S.T	96,507	296,959	5,834,593	29,963,794	20,946,200	93,249	321,150
	입원	I.P	5,158	34,625	70,841	10,563,079	8,275,385	5,296	48,597
	외래	O.P	94,866	262,334	5,763,752	19,400,715	12,670,816	91,070	272,553
218	계	S.T	197,692	960,814	33,899,187	83,221,021	56,554,297	205,303	1,092,942
	입원	I.P	4,632	17,314	64,976	6,066,759	4,611,401	5,590	23,390
	외래	O.P	197,241	943,500	33,834,211	77,154,261	51,942,896	204,817	1,069,552
219	계	S.T	16,451	63,865	927,142	4,744,784	3,350,943	12,848	50,266
	입원	I.P	579	3,782	9,311	910,536	691,068	580	4,429
	외래	O.P	16,226	60,083	917,831	3,834,247	2,659,875	12,610	45,837
220	계	S.T	1,121	4,175	36,704	622,006	445,994	953	3,779
	입원	I.P	340	1,226	3,385	443,636	342,554	262	1,277
	외래	O.P	1,094	2,949	33,319	178,370	103,440	916	2,502

주 : 수진기준 (한의분류 제외, 급여일수, 진료비와 급여비는 약국포함)

연령별 급여현황(총계) <계속>

Disease Categories by Age(Total) <Cont'd>

(단위 : 명, 일, 천원)

Unit : Person, Day, KRW 1,000

74세			75세이상				
급여일수 Reimbursed Days	진료비 Medical Expense	급여비 Benefit	진료실인원 Patients	내원일수 Visits	급여일수 Reimbursed Days	진료비 Medical Expense	급여비 Benefit
30,536,572	338,534,795	252,765,415	846,000	7,110,789	52,275,066	520,210,970	391,700,867
1,003,653	181,809,597	141,164,225	34,282	944,891	1,534,803	261,309,330	202,393,658
29,532,919	156,725,198	111,601,190	843,051	6,165,898	50,740,263	258,901,640	189,307,210
161,475	3,708,991	2,695,176	6,253	24,722	153,442	2,622,540	1,911,279
25,901	2,864,212	2,178,528	659	8,818	16,679	1,877,687	1,437,752
135,574	844,780	516,648	6,146	15,904	136,763	744,854	473,528
3,206,053	29,947,585	21,817,833	212,435	1,068,840	5,927,558	53,646,564	39,740,037
122,237	14,250,918	10,828,079	7,456	161,107	240,812	27,820,006	21,114,056
3,083,816	15,696,667	10,989,754	209,281	907,733	5,686,746	25,826,558	18,625,980
1,136,444	7,209,726	6,269,882	6,485	58,975	1,267,159	10,440,331	8,934,073
14,916	2,788,879	2,426,832	689	28,300	38,639	5,830,757	4,971,394
1,121,528	4,420,847	3,843,050	6,307	30,675	1,228,520	4,609,573	3,962,678
7,855,657	83,468,285	61,188,184	303,864	2,482,964	12,801,849	124,395,087	92,836,585
300,043	25,919,766	19,529,799	15,934	223,003	36,712,259	36,712,259	27,635,884
7,555,614	57,548,519	41,658,386	298,991	2,259,961	12,378,652	87,682,828	65,200,701
34,056,652	308,908,317	229,785,034	1,173,555	13,491,809	74,265,166	614,480,368	463,330,576
708,869	77,172,771	58,502,242	46,061	1,000,946	1,602,921	152,648,962	114,457,168
33,347,783	231,735,545	171,282,792	1,166,696	12,490,863	72,662,245	461,831,406	348,873,408
11,586,243	109,060,522	81,789,098	707,003	3,776,144	17,450,170	148,549,104	113,189,393
246,784	32,148,989	24,503,486	12,165	186,591	307,767	37,898,614	28,819,610
11,339,459	76,911,533	57,285,613	704,014	3,589,553	17,142,403	110,650,490	84,369,783
12,556,380	43,403,492	30,075,135	284,697	1,121,014	19,653,109	86,335,933	60,864,556
52,096	3,543,810	2,710,699	5,915	114,055	214,932	15,630,159	11,755,503
12,504,284	39,859,682	27,364,436	281,729	1,006,959	19,438,177	70,705,774	49,109,053
74,637	3,390,484	2,540,109	2,541	49,312	149,112	7,650,843	5,745,035
21,481	3,029,999	2,323,983	1,108	37,853	50,385	6,991,266	5,342,850
53,156	360,484	216,126	2,017	11,459	98,727	659,577	402,185
1,418,655	18,853,753	13,778,201	46,255	315,318	2,554,303	33,506,281	24,600,965
81,649	11,094,728	8,545,258	3,819	98,632	158,236	20,272,451	15,516,807
1,337,006	7,759,026	5,232,943	44,469	216,686	2,396,067	13,233,830	9,084,158
31,785	296,952	220,589	1,640	5,254	50,219	574,765	432,791
949	130,111	101,422	83	1,531	2,240	340,119	267,719
30,836	166,841	119,167	1,589	3,723	47,979	234,646	165,072
818,548	3,973,346	2,606,205	8,996	40,430	1,104,919	6,540,791	4,453,199
6,188	975,992	764,906	576	11,603	18,064	2,363,991	1,841,764
812,360	2,997,353	1,841,299	8,743	28,827	1,086,855	4,176,800	2,611,434
476,150	16,686,126	12,458,048	38,796	298,521	1,227,675	56,810,098	43,045,531
100,035	14,034,884	10,820,562	15,838	226,596	370,245	51,405,373	39,677,838
376,115	2,651,242	1,637,486	29,672	71,925	857,430	5,404,724	3,367,694
8,917,044	275,063,334	239,643,995	94,820	3,045,079	19,813,795	580,360,378	494,454,784
400,425	71,838,040	61,780,859	25,164	1,239,636	1,505,081	243,764,971	205,685,627
8,516,619	203,225,294	177,863,136	85,484	1,805,443	18,308,714	336,595,407	288,769,157
685,942	16,082,545	10,875,263	18,026	75,700	917,160	21,028,238	14,656,808
39,569	6,941,646	5,344,163	4,406	30,668	68,376	11,839,216	9,121,387
646,373	9,140,899	5,531,100	16,770	45,032	848,784	9,189,022	5,535,421
1,571,796	9,569,798	7,131,984	146,328	421,939	3,095,338	20,844,452	15,598,322
11,314	1,068,305	821,670	3,031	31,869	57,495	5,738,673	4,419,860
1,560,482	8,501,493	6,310,313	144,447	390,070	3,037,843	15,105,780	11,178,462
6,597,868	33,728,065	23,966,023	217,823	979,863	17,457,731	119,746,230	88,300,510
94,084	13,888,991	10,950,436	22,458	326,275	529,010	71,939,063	56,137,091
6,503,784	19,839,074	13,015,587	205,155	653,588	16,928,721	47,807,167	32,163,420
38,933,340	92,920,734	61,740,877	336,726	1,894,347	66,670,080	164,239,714	112,378,925
85,568	7,767,999	5,926,064	8,590	72,943	193,293	15,715,566	11,855,439
38,847,772	85,152,735	55,814,813	335,426	1,821,404	66,476,787	148,524,148	100,523,486
805,266	3,969,873	2,801,344	17,819	71,566	1,220,068	6,052,118	4,358,590
10,194	1,052,403	798,483	970	9,924	19,025	2,118,267	1,611,110
795,072	2,917,471	2,002,861	17,343	61,642	1,201,043	3,933,850	2,747,480
37,619	561,812	403,658	1,383	4,873	50,271	669,958	482,386
3,256	401,900	311,570	286	1,381	3,483	447,394	346,533
34,363	159,912	92,087	1,322	3,492	46,788	222,563	135,853

Note : Based on the Treatment Month (excluding herbal medicine,including pharmacy in Treatment Days Treatment Amount and Benefit Amount)

구 분 Division			총 계 G.T					0세	
			진료실인원 Patients	내원일수 Visits	급여일수 Reimbursed Days	진료비 Medical Expense	급여비 Benefit	진료실인원 Patients	내원일수 Visits
221	계 S.T	8,448	13,082	39,533	660,449	456,593	114	141	
	입원 I.P	184	595	1,590	156,730	135,554	-	-	
	외래 O.P	8,383	12,487	37,943	503,719	321,040	114	141	
222	계 S.T	288,870	569,067	2,729,734	35,987,568	24,992,212	1,022	1,361	
	입원 I.P	5,465	36,833	74,329	10,238,475	8,132,648	29	133	
	외래 O.P	287,547	532,234	2,655,405	25,749,093	16,859,564	1,012	1,228	
223	계 S.T	863,692	1,375,121	4,107,174	74,939,963	46,714,202	71	103	
	입원 I.P	29,499	55,790	139,238	16,494,983	12,661,240	1	9	
	외래 O.P	861,328	1,319,331	3,967,936	58,444,980	34,052,962	70	94	
224	계 S.T	21,780	67,788	279,044	10,045,727	7,444,941	-	-	
	입원 I.P	3,041	21,934	39,486	7,778,854	5,991,562	-	-	
	외래 O.P	20,648	45,854	239,558	2,266,873	1,453,379	-	-	
225	계 S.T	1,205,783	2,109,318	8,969,055	88,534,747	60,274,519	5	5	
	입원 I.P	806	2,164	5,770	514,269	398,688	-	-	
	외래 O.P	1,205,414	2,107,154	8,963,285	88,020,478	59,875,831	5	5	
226	계 S.T	1,804,827	3,838,418	16,831,666	166,374,256	114,479,876	155	205	
	입원 I.P	12,647	69,525	141,026	14,886,652	11,224,709	2	12	
	외래 O.P	1,801,402	3,768,893	16,690,640	151,487,604	103,255,166	155	193	
227	계 S.T	122,658	364,807	5,080,056	69,770,453	49,823,145	-	-	
	입원 I.P	16,762	86,925	158,868	48,396,838	37,862,000	-	-	
	외래 O.P	119,581	277,882	4,921,188	21,373,615	11,961,144	-	-	
228	계 S.T	24,635	107,147	804,196	20,514,331	14,881,670	3	4	
	입원 I.P	6,838	40,114	76,990	16,560,899	12,841,559	-	-	
	외래 O.P	23,852	67,033	727,206	3,953,432	2,040,111	3	4	
229	계 S.T	101,057	230,823	980,675	49,007,121	35,620,644	143	397	
	입원 I.P	15,937	66,053	131,916	39,180,541	30,806,249	16	98	
	외래 O.P	95,516	164,770	848,759	9,826,580	4,814,395	142	299	
230	계 S.T	606,207	929,827	3,277,990	35,301,694	22,966,164	-	-	
	입원 I.P	1,357	2,862	9,388	1,052,417	820,417	-	-	
	외래 O.P	605,684	926,965	3,268,602	34,249,277	22,145,747	-	-	
231	계 S.T	688,910	2,051,355	85,460,685	86,617,617	57,281,697	-	-	
	입원 I.P	563	1,229	5,520	277,799	212,650	-	-	
	외래 O.P	688,714	2,050,126	85,455,165	86,339,818	57,069,047	-	-	
232	계 S.T	148,984	1,079,174	3,195,978	116,271,824	79,278,668	-	-	
	입원 I.P	1,041	4,303	6,849	1,236,313	907,898	-	-	
	외래 O.P	148,962	1,074,871	3,189,129	115,035,511	78,370,770	-	-	
233	계 S.T	1,209,413	2,407,677	10,023,512	157,854,301	102,981,222	227	329	
	입원 I.P	47,622	100,652	298,182	33,725,392	26,161,717	7	28	
	외래 O.P	1,200,323	2,307,025	9,725,330	124,128,909	76,819,505	223	301	
234	계 S.T	13,795	24,947	61,045	1,875,523	1,427,261	-	-	
	입원 I.P	1,078	2,714	7,144	751,427	607,952	-	-	
	외래 O.P	13,159	22,233	53,901	1,124,096	819,309	-	-	
235	계 S.T	668	1,691	4,354	344,021	279,069	-	-	
	입원 I.P	237	928	2,406	302,014	249,794	-	-	
	외래 O.P	488	763	1,948	42,007	29,275	-	-	
236	계 S.T	74,179	226,579	580,102	32,165,403	24,113,792	-	-	
	입원 I.P	14,251	41,251	99,926	15,147,456	11,553,819	-	-	
	외래 O.P	70,484	185,328	480,176	17,017,947	12,559,974	-	-	
237	계 S.T	10,540	43,732	190,797	11,213,806	10,051,054	-	-	
	입원 I.P	3,664	27,950	44,912	9,999,431	9,151,190	-	-	
	외래 O.P	8,269	15,782	145,885	1,214,375	899,864	-	-	
238	계 S.T	9,112	46,056	82,122	13,772,978	12,350,601	-	-	
	입원 I.P	4,600	34,752	53,056	12,492,479	11,382,710	-	-	
	외래 O.P	6,131	11,304	29,066	1,280,499	967,891	-	-	
239	계 S.T	133,601	754,008	1,299,679	196,941,389	177,764,077	-	-	
	입원 I.P	80,331	524,108	745,527	172,389,979	158,826,658	-	-	
	외래 O.P	80,795	229,900	554,152	24,551,410	18,937,418	-	-	
240	계 S.T	19,317	129,821	175,381	39,923,540	36,925,004	-	-	
	입원 I.P	19,051	128,934	161,029	39,874,566	36,888,443	-	-	
	외래 O.P	564	887	14,352	48,973	36,561	-	-	

주 : 수진기준 (한의분류 제외, 급여일수, 진료비와 급여비는 약국포함)

Disease Categories by Age(Total) <Cont'd>

Unit : Person, Day, KRW 1,000

Note : Based on the Treatment Month (excluding herbal medicine,including pharmacy in Treatment Days Treatment Amount and Benefit Amount)

구 분 Division			5 ~ 9세					10세 ~	
			진료실인원 Patients	내원일수 Visits	급여일수 Reimbursed Days	진료비 Medical Expense	급여비 Benefit	진료실인원 Patients	내원일수 Visits
221	계	S.T	1,698	2,396	5,768			2,227	3,368
	입원	I.P	54	156	384	124,092	87,980	38	106
	외래	O.P	1,680	2,240	5,384	40,744 83,349	37,237 50,743	2,220	3,262
222	계	S.T	37,250	52,154	171,078	1,681,125	1,213,154	14,574	24,210
	입원	I.P	331	1,019	2,554	202,208	184,938	507	1,930
	외래	O.P	37,187	51,135	168,524	1,478,917	1,028,216	14,515	22,280
223	계	S.T	1,891	2,438	4,940	87,627	48,942	2,829	4,648
	입원	I.P	4	7	15	2,168	2,048	36	115
	외래	O.P	1,891	2,431	4,925	85,460	46,894	2,826	4,533
224	계	S.T	-	-	-	-	-	19	51
	입원	I.P	-	-	-	-	-	3	21
	외래	O.P	-	-	-	-	-	18	30
225	계	S.T	348	411	1,093	11,532	8,043	779	1,030
	입원	I.P	-	-	-	-	-	-	-
	외래	O.P	348	411	1,093	11,532	8,043	779	1,030
226	계	S.T	9,770	12,877	42,203	337,420	240,236	6,070	8,634
	입원	I.P	5	16	30	3,481	2,984	41	293
	외래	O.P	9,768	12,861	42,173	333,939	237,251	6,057	8,341
227	계	S.T	-	-	-	-	-	23	59
	입원	I.P	-	-	-	-	-	2	13
	외래	O.P	-	-	-	-	-	22	46
228	계	S.T	4	4	4	69	50	4	7
	입원	I.P	-	-	-	-	-	1	4
	외래	O.P	4	4	4	69	50	3	3
229	계	S.T	110	297	468	73,181	62,542	693	1,865
	입원	I.P	20	95	159	61,010	57,094	213	788
	외래	O.P	102	202	309	12,171	5,447	606	1,077
230	계	S.T	28	42	48	2,062	1,043	5,647	7,699
	입원	I.P	-	-	-	-	-	25	88
	외래	O.P	28	42	48	2,062	1,043	5,644	7,611
231	계	S.T	-	-	-	-	-	-	-
	입원	I.P	-	-	-	-	-	-	-
	외래	O.P	-	-	-	-	-	-	-
232	계	S.T	-	-	-	-	-	3	3
	입원	I.P	-	-	-	-	-	-	-
	외래	O.P	-	-	-	-	-	3	3
233	계	S.T	696	910	1,562	39,184	24,388	9,528	13,312
	입원	I.P	11	43	154	11,094	9,112	93	259
	외래	O.P	694	867	1,408	28,090	15,277	9,494	13,053
234	계	S.T	-	-	-	-	-	-	-
	입원	I.P	-	-	-	-	-	-	-
	외래	O.P	-	-	-	-	-	-	-
235	계	S.T	-	-	-	-	-	2	3
	입원	I.P	-	-	-	-	-	-	-
	외래	O.P	-	-	-	-	-	2	3
236	계	S.T	-	-	38	984	689	2	10
	입원	I.P	-	-	-	-	-	2	7
	외래	O.P	-	-	38	984	689	2	3
237	계	S.T	-	-	43	188	132	-	-
	입원	I.P	-	-	-	-	-	-	-
	외래	O.P	-	-	43	188	132	-	-
238	계	S.T	-	-	-	-	-	1	2
	입원	I.P	-	-	-	-	-	-	-
	외래	O.P	-	-	-	-	-	1	2
239	계	S.T	1	2	24	171	86	4	9
	입원	I.P	-	-	-	-	-	-	-
	외래	O.P	1	2	24	171	86	4	9
240	계	S.T	-	-	-	-	-	1	6
	입원	I.P	-	-	-	-	-	1	6
	외래	O.P	-	-	-	-	-	-	-

주 : 수진기준 (한의분류 제외, 급여일수, 진료비와 급여비는 약국포함)

연령별 급여현황(총계) <계속>

Disease Categories by Age(Total) <Cont'd>

(단위 : 명, 일, 천원)

Unit : Person, Day, KRW 1,000

14세			15 ~ 19세				
급여일수 Reimbursed Days	진료비 Medical Expense	급여비 Benefit	진료실인원 Patients	내원일수 Visits	급여일수 Reimbursed Days	진료비 Medical Expense	급여비 Benefit
6,918	139,671	93,481	924	1,556	4,201	88,066	63,334
282	29,584	27,004	15	50	113	14,296	11,823
6,636	110,088	66,477	918	1,506	4,088	73,770	51,511
75,712	1,276,943	973,354	7,167	14,313	54,032	996,404	721,424
4,906	614,153	561,853	368	1,488	3,704	513,577	422,741
70,806	662,790	411,501	7,096	12,825	50,328	482,827	298,683
11,334	247,227	136,730	6,451	12,273	30,091	1,021,093	709,904
258	34,404	30,788	540	1,265	3,224	579,509	451,906
11,076	212,823	105,942	6,418	11,008	26,867	441,584	257,998
298	5,308	4,329	334	1,044	3,245	135,734	101,170
32	3,705	3,414	58	413	830	106,955	82,949
266	1,603	914	306	631	2,415	28,780	18,221
3,424	38,970	26,192	11,925	21,185	74,796	1,000,657	693,271
-	-	-	6	32	80	6,040	4,483
3,424	38,970	26,192	11,921	21,153	74,716	994,617	688,787
29,138	313,744	224,796	30,105	58,684	216,580	2,971,860	2,077,102
535	61,519	55,252	529	2,939	6,068	602,444	460,827
28,603	252,225	169,544	29,921	55,745	210,512	2,369,416	1,616,275
164	7,640	5,928	380	1,099	21,475	222,188	159,299
13	5,203	4,868	47	232	433	144,287	112,853
151	2,437	1,060	370	867	21,042	77,900	46,446
14	1,844	1,650	13	28	183	3,839	2,824
11	1,560	1,496	2	9	9	2,330	1,759
3	285	153	12	19	174	1,509	1,064
3,369	486,024	414,847	2,914	8,164	22,673	2,228,059	1,686,226
1,531	411,846	381,067	916	3,727	7,485	1,923,671	1,539,271
1,838	74,179	33,780	2,585	4,437	15,188	304,388	146,955
29,517	255,491	162,651	39,165	63,038	258,241	2,291,220	1,455,329
441	18,617	17,377	79	199	545	54,470	44,987
29,076	236,874	145,274	39,144	62,839	257,696	2,236,750	1,410,341
-	-	-	-	-	-	-	-
-	-	-	-	-	-	-	-
-	-	-	-	-	-	-	-
8	115	80	138	237	879	10,425	6,723
-	-	-	-	-	-	-	-
8	115	80	138	237	879	10,425	6,723
57,055	396,707	269,825	94,858	169,961	482,107	3,956,490	2,699,991
674	62,180	56,435	588	1,018	2,919	244,864	193,999
56,381	334,526	213,390	94,617	168,943	479,188	3,711,625	2,505,992
-	-	-	87	154	416	14,784	11,095
-	-	-	9	25	60	5,748	4,502
-	-	-	81	129	356	9,035	6,593
16	50	35	12	34	77	7,475	5,799
-	-	-	8	26	57	7,315	5,698
16	50	35	6	8	20	160	101
151	2,994	2,459	403	1,012	2,358	156,152	118,080
14	1,879	1,716	70	259	499	87,902	66,402
137	1,115	743	376	753	1,859	68,250	51,678
51	188	131	17	46	215	13,868	12,919
-	-	-	6	24	49	11,885	11,412
51	188	131	14	22	166	1,983	1,507
2	46	7	9	19	36	4,452	3,927
-	-	-	2	11	14	3,769	3,389
2	46	7	8	8	22	683	538
159	2,608	1,619	212	1,138	1,985	286,876	259,648
-	-	-	124	901	1,319	257,824	236,941
159	2,608	1,619	127	237	666	29,053	22,707
6	2,038	1,940	34	226	280	67,187	62,327
6	2,038	1,940	33	225	279	67,171	62,316
-	-	-	1	1	1	15	11

Note : Based on the Treatment Month (excluding herbal medicine,including pharmacy in Treatment Days Treatment Amount and Benefit Amount)

구 분 Division			20 ~ 24세					25세 ~	
			진료실인원 Patients	내원일수 Visits	급여일수 Reimbursed Days	진료비 Medical Expense	급여비 Benefit	진료실인원 Patients	내원일수 Visits
221	계 S.T		619	930	2,582	49,381	33,010	253	449
	입원 I.P		10	51	95	9,873	7,647	2	4
	외래 O.P		611	879	2,487	39,509	25,363	251	445
222	계 S.T		11,032	22,386	100,553	1,316,694	890,930	15,254	30,228
	입원 I.P		293	1,413	3,379	353,027	271,869	244	1,386
	외래 O.P		10,957	20,973	97,174	963,668	619,061	15,196	28,842
223	계 S.T		19,187	35,763	79,177	3,017,264	2,123,856	39,842	66,449
	입원 I.P		1,928	3,614	10,086	1,720,980	1,339,240	2,678	4,331
	외래 O.P		18,999	32,149	69,091	1,296,285	784,617	39,563	62,118
224	계 S.T		1,655	4,461	14,892	527,253	382,228	2,252	6,018
	입원 I.P		193	1,284	2,512	381,178	290,146	276	1,647
	외래 O.P		1,572	3,177	12,380	146,075	92,082	2,154	4,371
225	계 S.T		92,356	173,138	594,964	8,271,455	5,695,439	147,961	273,894
	입원 I.P		45	178	384	36,690	27,353	60	200
	외래 O.P		92,333	172,960	594,580	8,234,764	5,668,086	147,935	273,694
226	계 S.T		154,712	345,553	1,256,878	16,944,611	11,689,407	227,322	513,473
	입원 I.P		1,590	8,789	18,173	1,817,224	1,358,408	1,554	7,868
	외래 O.P		154,304	336,764	1,238,705	15,127,387	10,330,999	226,977	505,605
227	계 S.T		2,942	10,965	257,464	2,340,996	1,646,028	9,058	32,181
	입원 I.P		490	2,410	4,331	1,449,503	1,131,803	1,225	6,152
	외래 O.P		2,862	8,555	253,133	891,493	514,225	8,920	26,029
228	계 S.T		36	87	559	6,727	4,685	63	147
	입원 I.P		1	4	4	1,073	819	3	20
	외래 O.P		36	83	555	5,654	3,867	61	127
229	계 S.T		7,249	19,528	63,758	5,258,727	3,876,682	11,685	29,282
	입원 I.P		1,977	8,065	16,658	4,517,784	3,518,320	2,548	10,205
	외래 O.P		6,562	11,463	47,100	740,943	358,361	10,755	19,077
230	계 S.T		95,330	151,206	475,471	5,156,457	3,359,165	113,516	179,911
	입원 I.P		87	188	492	53,375	41,093	98	183
	외래 O.P		95,301	151,018	474,979	5,103,082	3,318,071	113,489	179,728
231	계 S.T		131	178	6,532	8,544	5,393	287	497
	입원 I.P		-	-	-	-	-	3	2
	외래 O.P		131	178	6,532	8,544	5,393	284	495
232	계 S.T		1,459	7,186	20,670	473,586	321,916	13,837	89,147
	입원 I.P		5	19	24	7,832	5,971	62	272
	외래 O.P		1,457	7,167	20,646	465,754	315,945	13,834	88,875
233	계 S.T		112,231	197,715	633,922	9,174,496	6,072,250	151,745	291,039
	입원 I.P		1,790	3,060	9,124	831,075	638,642	3,526	6,369
	외래 O.P		111,627	194,655	624,798	8,343,421	5,433,609	150,962	284,670
234	계 S.T		676	1,131	2,615	92,450	69,004	2,103	3,701
	입원 I.P		47	95	261	24,174	18,954	157	350
	외래 O.P		645	1,036	2,354	68,276	50,050	2,016	3,351
235	계 S.T		41	75	165	12,313	9,842	102	217
	입원 I.P		12	30	75	8,879	7,231	28	97
	외래 O.P		31	45	90	3,434	2,611	81	120
236	계 S.T		3,007	8,318	19,147	1,343,930	998,731	10,025	30,579
	입원 I.P		603	2,082	4,659	824,484	618,402	1,874	5,936
	외래 O.P		2,813	6,236	14,488	519,447	380,330	9,511	24,643
237	계 S.T		273	1,081	2,577	265,128	238,674	1,598	6,261
	입원 I.P		100	741	1,081	236,193	216,001	536	4,025
	외래 O.P		197	340	1,496	28,935	22,673	1,265	2,236
238	계 S.T		179	666	1,106	185,161	166,455	1,223	4,583
	입원 I.P		72	480	651	161,893	148,198	462	3,098
	외래 O.P		125	186	455	23,268	18,258	915	1,485
239	계 S.T		3,629	17,414	27,789	4,356,527	3,957,421	20,471	103,430
	입원 I.P		1,940	12,223	17,532	3,824,690	3,537,114	11,281	70,658
	외래 O.P		2,231	5,191	10,257	531,837	420,307	12,807	32,772
240	계 S.T		798	5,494	7,183	1,627,362	1,503,304	4,266	28,900
	입원 I.P		790	5,467	6,800	1,625,589	1,501,934	4,227	28,743
	외래 O.P		17	27	383	1,773	1,370	107	157

주 : 수진기준 (한의분류 제외, 급여일수, 진료비와 급여비는 약국포함)

연령별 급여현황(총계) <계속>

Disease Categories by Age(Total) <Cont'd>

(단위 : 명, 일, 천원)

Unit : Person, Day, KRW 1,000

29세			30 ~ 34세				
급여일수 Reimbursed Days	진료비 Medical Expense	급여비 Benefit	진료실인원 Patients	내원일수 Visits	급여일수 Reimbursed Days	진료비 Medical Expense	급여비 Benefit
1,543	20,347	13,222	121	206	707	13,538	8,877
14	1,223	888	4	14	39	3,827	2,983
1,529	19,125	12,334	119	192	668	9,710	5,893
129,341	1,844,071	1,242,449	31,312	59,341	173,209	3,797,692	2,520,006
3,030	343,832	261,359	319	1,423	3,469	381,243	291,011
126,311	1,500,239	981,090	31,265	57,918	169,740	3,416,449	2,228,996
141,429	4,439,991	3,061,195	66,457	110,198	246,885	6,079,698	3,996,162
12,633	1,928,257	1,501,285	2,945	4,961	12,748	1,545,727	1,201,011
128,796	2,511,734	1,559,910	66,203	105,237	234,137	4,533,971	2,795,151
21,460	844,371	621,806	2,556	7,630	26,118	1,479,951	1,113,270
3,070	629,504	484,746	476	2,440	4,645	1,178,377	923,347
18,390	214,867	137,060	2,388	5,190	21,473	301,574	189,924
924,199	12,701,659	8,730,827	169,063	281,824	908,203	11,755,187	8,058,098
525	31,631	24,427	71	216	526	36,163	27,636
923,674	12,670,028	8,706,400	169,024	281,608	907,677	11,719,024	8,030,462
1,861,829	23,943,084	16,496,258	235,511	488,070	1,746,331	20,904,136	14,369,260
16,393	1,654,453	1,234,268	1,424	7,023	14,454	1,469,598	1,099,597
1,845,436	22,288,631	15,261,990	235,124	481,047	1,731,877	19,434,538	13,269,663
787,735	6,393,738	4,466,947	12,114	38,183	717,761	6,803,059	4,736,400
11,023	3,687,843	2,886,661	1,435	6,951	12,777	3,968,794	3,097,997
776,712	2,705,894	1,580,286	11,900	31,232	704,984	2,834,265	1,638,403
959	14,805	10,694	127	446	1,464	72,822	51,725
39	5,220	4,000	36	176	330	56,054	42,373
920	9,586	6,694	112	270	1,134	16,768	9,352
111,048	7,251,420	5,341,020	12,534	28,306	99,888	6,206,014	4,547,840
20,919	6,095,464	4,766,703	2,094	8,066	16,434	5,019,071	3,944,538
90,129	1,155,955	574,317	11,812	20,240	83,454	1,186,944	603,302
520,172	5,881,526	3,864,180	101,340	157,669	420,084	4,789,617	3,136,651
913	61,420	46,981	109	199	610	59,326	45,664
519,259	5,820,106	3,817,200	101,299	157,470	419,474	4,730,291	3,090,987
19,624	24,207	15,213	518	1,102	50,234	46,651	29,223
8	1,049	757	-	-	-	-	-
19,616	23,159	14,457	518	1,102	50,234	46,651	29,223
248,791	6,079,889	4,123,427	54,040	377,757	1,099,591	33,491,260	22,829,553
382	71,863	53,034	284	968	1,627	313,904	232,702
248,409	6,008,026	4,070,394	54,033	376,789	1,097,964	33,177,356	22,596,851
892,009	15,789,807	10,399,121	156,516	303,970	941,757	18,964,047	12,515,822
19,166	1,875,449	1,443,367	5,960	12,604	34,083	3,506,825	2,711,817
872,843	13,914,358	8,955,754	155,169	291,366	907,674	15,457,222	9,804,006
8,462	274,213	207,682	4,702	8,525	19,622	597,979	453,549
991	102,218	81,455	360	910	2,324	248,856	199,120
7,471	171,996	126,227	4,493	7,615	17,298	349,123	254,429
615	38,333	30,583	216	533	1,689	96,562	76,780
293	31,413	25,890	85	286	888	85,037	68,819
322	6,919	4,692	155	247	801	11,525	7,961
73,858	4,343,436	3,241,401	23,662	74,274	184,790	10,406,763	7,746,429
13,647	2,205,063	1,660,035	4,602	13,456	32,286	4,949,948	3,727,946
60,211	2,138,373	1,581,366	22,552	60,818	152,504	5,456,815	4,018,484
18,566	1,543,434	1,388,182	4,257	16,449	56,787	4,073,377	3,650,523
6,157	1,378,083	1,262,296	1,393	10,309	16,443	3,607,320	3,299,759
12,409	165,352	125,886	3,401	6,140	40,344	466,057	350,764
8,406	1,252,128	1,125,438	3,722	17,690	31,216	5,045,738	4,511,157
4,606	1,081,299	990,073	1,773	13,089	19,752	4,521,640	4,111,154
3,800	170,829	135,364	2,586	4,601	11,464	524,098	400,003
166,281	25,929,158	23,476,855	54,965	304,607	512,793	77,885,701	70,276,333
98,624	22,548,131	20,815,406	32,536	210,927	296,362	67,888,987	62,519,804
67,657	3,381,027	2,661,449	33,416	93,680	216,431	9,996,714	7,756,529
38,020	8,627,449	7,980,257	8,677	58,399	79,195	17,700,124	16,360,196
35,332	8,619,359	7,974,144	8,548	57,945	72,057	17,677,030	16,343,054
2,688	8,090	6,113	271	454	7,138	23,094	17,141

Note : Based on the Treatment Month (excluding herbal medicine,including pharmacy in Treatment Days Treatment Amount and Benefit Amount)

구 분 Division			35 ~ 39세					40세 ~	
			진료실인원 Patients	내원일수 Visits	급여일수 Reimbursed Days	진료비 Medical Expense	급여비 Benefit	진료실인원 Patients	내원일수 Visits
221	계 S.T		114	185	513	11,183	7,700	67	110
	입원 I.P		3	17	36	3,231	2,551	2	4
	외래 O.P		113	168	477	7,952	5,149	67	106
222	계 S.T		44,178	85,760	231,716	5,785,572	3,855,412	25,553	52,314
	입원 I.P		478	2,128	5,295	594,750	452,279	384	2,456
	외래 O.P		44,095	83,632	226,421	5,190,822	3,403,133	25,480	49,858
223	계 S.T		101,577	167,962	373,952	9,425,171	6,012,776	123,934	204,095
	입원 I.P		4,052	7,157	16,957	1,823,669	1,401,251	5,270	9,345
	외래 O.P		101,316	160,805	356,995	7,601,502	4,611,525	123,586	194,750
224	계 S.T		3,200	10,213	36,730	1,880,338	1,410,180	2,788	9,329
	입원 I.P		600	3,442	6,044	1,506,314	1,171,344	437	3,215
	외래 O.P		2,994	6,771	30,686	374,024	238,836	2,623	6,114
225	계 S.T		176,183	292,439	985,455	11,949,204	8,137,129	142,547	242,784
	입원 I.P		98	270	616	57,643	44,424	87	185
	외래 O.P		176,146	292,169	984,839	11,891,561	8,092,706	142,521	242,599
226	계 S.T		249,873	519,278	1,956,333	22,151,676	15,185,481	204,820	434,933
	입원 I.P		1,764	8,901	18,244	1,877,816	1,408,744	1,621	8,384
	외래 O.P		249,432	510,377	1,938,089	20,273,860	13,776,737	204,389	426,549
227	계 S.T		19,633	59,386	865,815	10,616,590	7,465,512	26,178	78,304
	입원 I.P		2,462	12,435	23,225	6,709,044	5,224,668	3,800	19,680
	외래 O.P		19,236	46,951	842,590	3,907,546	2,240,844	25,545	58,624
228	계 S.T		344	1,057	4,408	174,781	126,643	523	1,689
	입원 I.P		83	366	835	133,058	102,547	152	585
	외래 O.P		315	691	3,573	41,723	24,096	473	1,104
229	계 S.T		14,054	30,657	110,633	6,360,784	4,632,224	13,323	28,301
	입원 I.P		2,044	8,219	16,368	5,057,938	3,971,031	1,713	6,925
	외래 O.P		13,304	22,438	94,265	1,302,846	661,194	12,669	21,376
230	계 S.T		82,110	124,319	394,437	4,366,998	2,831,888	61,824	92,327
	입원 I.P		193	348	1,288	102,650	79,529	240	511
	외래 O.P		82,024	123,971	393,149	4,264,348	2,752,359	61,725	91,816
231	계 S.T		1,823	4,459	201,645	202,788	130,641	10,637	28,472
	입원 I.P		1	1	4	658	526	9	23
	외래 O.P		1,823	4,458	201,641	202,130	130,115	10,632	28,449
232	계 S.T		54,785	401,924	1,188,436	47,658,041	32,599,315	20,323	168,069
	입원 I.P		401	1,642	2,625	481,557	351,820	229	1,123
	외래 O.P		54,779	400,282	1,185,811	47,176,484	32,247,495	20,320	166,946
233	계 S.T		163,519	324,562	1,115,360	22,632,984	14,916,359	141,200	292,418
	입원 I.P		7,785	15,487	46,118	4,712,839	3,645,582	7,809	15,019
	외래 O.P		161,940	309,075	1,069,242	17,920,146	11,270,777	139,914	277,399
234	계 S.T		4,326	7,948	19,693	595,353	456,771	1,656	3,049
	입원 I.P		342	911	2,361	245,591	202,610	146	387
	외래 O.P		4,117	7,037	17,332	349,763	254,161	1,570	2,662
235	계 S.T		207	618	1,271	138,819	115,328	77	193
	입원 I.P		77	385	774	124,992	105,813	24	99
	외래 O.P		143	233	497	13,827	9,515	61	94
236	계 S.T		25,143	77,430	202,453	11,062,296	8,355,024	10,355	30,058
	입원 I.P		4,888	13,779	33,918	5,060,082	3,914,433	1,915	4,885
	외래 O.P		23,926	63,651	168,535	6,002,214	4,440,592	9,811	25,173
237	계 S.T		3,546	15,833	78,670	4,254,276	3,811,731	795	3,854
	입원 I.P		1,304	10,208	16,881	3,816,199	3,493,600	307	2,533
	외래 O.P		2,737	5,625	61,789	438,077	318,132	611	1,321
238	계 S.T		3,337	19,038	34,125	6,008,605	5,398,463	596	3,810
	입원 I.P		1,891	14,838	23,157	5,538,191	5,050,165	374	3,040
	외래 O.P		2,113	4,200	10,968	470,414	348,298	356	770
239	계 S.T		45,761	275,723	492,834	73,713,072	66,419,933	8,174	49,460
	입원 I.P		28,791	192,006	276,517	64,606,501	59,472,998	5,419	35,760
	외래 O.P		27,367	83,717	216,317	9,106,571	6,946,935	4,617	13,700
240	계 S.T		4,763	31,664	43,355	10,195,140	9,438,157	750	4,951
	입원 I.P		4,685	31,451	39,959	10,182,584	9,428,953	740	4,917
	외래 O.P		145	213	3,396	12,556	9,204	22	34

주 : 수진기준 (한의분류 제외, 급여일수, 진료비와 급여비는 약국포함)

연령별 급여현황(총계) <계속>

Disease Categories by Age(Total) <Cont'd>

(단위 : 명, 일, 천원)

Unit : Person, Day, KRW 1,000

44세			45세 ~ 49세				
급여일수 Reimbursed Days	진료비 Medical Expense	급여비 Benefit	진료실인원 Patients	내원일수 Visits	급여일수 Reimbursed Days	진료비 Medical Expense	급여비 Benefit
304	6,485	4,075	101	223	1,480	12,761	8,768
19	1,654	1,260	3	18	61	3,056	2,372
285	4,831	2,815	100	205	1,419	9,704	6,396
177,222	3,667,209	2,465,975	16,320	36,417	175,026	2,504,297	1,706,091
4,918	648,386	495,889	331	2,175	4,483	672,237	517,760
172,304	3,018,823	1,970,086	16,262	34,242	170,543	1,832,060	1,188,331
442,955	11,021,412	6,830,862	138,326	224,842	573,151	12,200,097	7,452,936
22,468	2,357,869	1,799,643	5,226	9,726	24,471	2,428,041	1,853,460
420,487	8,663,544	5,031,218	137,959	215,116	548,680	9,772,056	5,599,475
36,471	1,390,066	1,034,182	3,228	11,210	45,138	1,684,101	1,239,677
5,794	1,088,621	839,209	478	4,110	7,394	1,337,759	1,021,066
30,677	301,445	194,973	3,051	7,100	37,744	346,343	218,611
889,494	10,007,699	6,753,324	140,105	251,405	1,077,616	10,537,211	7,093,995
458	48,252	38,244	131	248	959	68,668	53,249
889,036	9,959,447	6,715,081	140,050	251,157	1,076,657	10,468,543	7,040,746
1,740,237	18,923,884	12,926,888	210,071	461,105	2,065,040	20,103,142	13,727,200
17,128	1,806,633	1,352,611	1,648	8,737	17,882	1,890,138	1,424,406
1,723,109	17,117,251	11,574,277	209,639	452,368	2,047,158	18,213,004	12,302,793
924,570	15,213,041	10,900,255	31,152	92,201	890,067	18,730,488	13,636,599
36,484	10,805,668	8,452,880	4,882	25,812	47,021	14,405,887	11,292,222
888,086	4,407,374	2,447,375	30,197	66,389	843,046	4,324,601	2,344,377
8,405	310,913	225,752	947	3,571	18,705	734,821	542,503
1,516	243,761	187,956	305	1,343	3,182	604,963	471,465
6,889	67,153	37,796	879	2,228	15,523	129,858	71,038
107,158	5,559,481	4,009,813	15,016	31,191	137,810	5,691,885	4,060,021
13,882	4,321,350	3,395,048	1,685	6,996	14,129	4,292,069	3,368,160
93,276	1,238,131	614,765	14,408	24,195	123,681	1,399,816	691,861
382,778	4,328,813	2,788,586	75,310	109,336	523,157	5,766,793	3,751,870
1,444	215,071	167,067	349	755	2,487	341,869	264,819
381,334	4,113,742	2,621,518	75,181	108,581	520,670	5,424,924	3,487,050
1,178,388	1,148,844	748,709	69,830	194,037	7,542,562	7,779,661	5,111,830
28	3,149	2,716	64	123	481	27,780	21,348
1,178,360	1,145,695	745,993	69,804	193,914	7,542,081	7,751,881	5,090,482
533,041	25,116,954	17,126,482	4,302	34,245	103,185	3,410,642	2,253,719
1,796	296,405	215,897	59	271	382	62,659	46,905
531,245	24,820,549	16,910,586	4,301	33,974	102,803	3,347,983	2,206,814
1,128,527	21,981,669	14,406,226	149,862	322,107	1,479,717	24,785,271	16,182,684
48,978	5,342,403	4,131,470	8,314	17,226	53,735	6,488,473	5,043,552
1,079,549	16,639,265	10,274,756	148,623	304,881	1,425,982	18,296,798	11,139,132
8,835	265,720	202,884	229	415	1,320	32,710	24,647
1,034	115,836	93,847	16	34	106	8,155	6,777
7,801	149,885	109,037	221	381	1,214	24,555	17,870
473	48,205	38,958	11	18	46	2,256	1,737
302	42,856	35,135	3	5	17	1,522	1,207
171	5,349	3,823	9	13	29	734	531
82,389	4,199,457	3,173,348	1,440	4,173	12,179	577,545	430,038
12,719	1,727,918	1,340,302	266	732	1,934	251,595	195,222
69,670	2,471,539	1,833,045	1,354	3,441	10,245	325,950	234,816
27,535	1,007,490	900,558	45	192	4,650	52,295	45,753
4,091	906,084	827,961	18	110	210	43,668	40,162
23,444	101,406	72,596	35	82	4,440	8,627	5,592
6,589	1,195,298	1,072,385	44	240	621	80,231	71,641
4,532	1,111,174	1,011,469	25	189	337	73,282	67,193
2,057	84,123	60,916	26	51	284	6,949	4,448
92,515	14,104,835	12,774,071	365	2,121	4,657	632,494	572,996
52,651	12,663,528	11,690,105	234	1,578	2,446	577,338	533,643
39,864	1,441,307	1,083,966	208	543	2,211	55,157	39,353
7,013	1,641,028	1,520,622	27	180	239	62,979	58,049
6,364	1,637,823	1,518,057	27	180	232	62,972	58,044
649	3,205	2,564	-	-	7	7	5

Note : Based on the Treatment Month (excluding herbal medicine,including pharmacy in Treatment Days Treatment Amount and Benefit Amount)

구 분 Division			50 ~ 54세					55세 ~	
			진료실인원 Patients	내원일수 Visits	급여일수 Reimbursed Days	진료비 Medical Expense	급여비 Benefit	진료실인원 Patients	내원일수 Visits
221	계 S.T		72	109	910	6,713	4,593	101	218
	입원 I.P		2	1	8	374	299	1	3
	외래 O.P		71	108	902	6,339	4,293	101	215
222	계 S.T		11,983	28,858	190,834	1,874,703	1,279,819	11,794	29,520
	입원 I.P		290	2,209	4,667	636,850	493,353	302	2,406
	외래 O.P		11,919	26,649	186,167	1,237,853	786,466	11,712	27,114
223	계 S.T		128,379	195,939	676,415	10,042,239	6,079,273	105,311	154,614
	입원 I.P		3,432	6,983	16,551	1,763,858	1,340,618	1,858	4,154
	외래 O.P		128,106	188,956	659,864	8,278,381	4,738,656	105,114	150,460
224	계 S.T		2,449	8,010	42,222	1,123,408	826,004	1,466	4,428
	입원 I.P		292	2,758	4,914	876,063	667,415	105	1,121
	외래 O.P		2,327	5,252	37,308	247,345	158,588	1,430	3,307
225	계 S.T		122,575	216,119	1,244,544	8,822,997	5,921,315	86,323	151,840
	입원 I.P		114	313	827	59,489	46,368	63	147
	외래 O.P		122,520	215,806	1,243,717	8,763,508	5,874,947	86,291	151,693
226	계 S.T		177,466	376,521	2,147,516	15,681,661	10,686,266	122,823	257,408
	입원 I.P		1,012	5,127	10,567	1,123,445	851,856	493	2,652
	외래 O.P		177,204	371,394	2,136,949	14,558,215	9,834,410	122,696	254,756
227	계 S.T		16,003	41,475	410,411	7,802,374	5,662,280	3,775	8,012
	입원 I.P		2,020	11,135	19,763	6,102,849	4,783,689	278	1,463
	외래 O.P		15,514	30,340	390,648	1,699,525	878,592	3,690	6,549
228	계 S.T		1,473	5,665	38,434	1,127,442	825,076	2,485	10,237
	입원 I.P		492	2,265	4,410	922,154	713,639	789	4,193
	외래 O.P		1,359	3,400	34,024	205,288	111,437	2,378	6,044
229	계 S.T		9,392	19,597	122,144	3,436,280	2,429,470	5,036	11,581
	입원 I.P		965	4,324	8,337	2,572,362	2,015,588	593	2,755
	외래 O.P		9,086	15,273	113,807	863,918	413,882	4,868	8,826
230	계 S.T		30,841	42,731	255,219	2,375,665	1,558,506	1,096	1,549
	입원 I.P		173	380	1,143	140,802	109,149	4	11
	외래 O.P		30,753	42,351	254,076	2,234,863	1,449,357	1,096	1,538
231	계 S.T		182,278	547,207	22,470,132	22,480,968	14,868,017	196,084	624,077
	입원 I.P		135	299	1,335	64,532	49,562	174	373
	외래 O.P		182,229	546,908	22,468,797	22,416,435	14,818,456	196,033	623,704
232	계 S.T		97	606	1,377	30,912	17,452	-	-
	입원 I.P		1	8	13	2,091	1,570	-	-
	외래 O.P		97	598	1,364	28,821	15,883	-	-
233	계 S.T		99,139	209,901	1,257,821	16,618,880	10,694,483	55,999	118,023
	입원 I.P		4,986	10,763	32,603	4,081,899	3,173,851	2,605	5,720
	외래 O.P		98,340	199,138	1,225,218	12,536,981	7,520,632	55,594	112,303
234	계 S.T		16	24	82	2,314	1,629	-	-
	입원 I.P		1	2	7	850	688	-	-
	외래 O.P		16	22	75	1,465	941	-	-
235	계 S.T		1	1	2	10	7	-	-
	입원 I.P		-	-	-	-	-	-	-
	외래 O.P		1	1	2	10	7	-	-
236	계 S.T		132	692	2,628	69,869	46,392	10	33
	입원 I.P		30	107	242	38,118	29,018	1	8
	외래 O.P		130	585	2,386	31,751	17,374	9	25
237	계 S.T		9	16	1,433	2,792	1,929	-	-
	입원 I.P		-	-	-	-	-	-	-
	외래 O.P		9	16	1,433	2,792	1,929	-	-
238	계 S.T		1	8	18	1,300	1,115	1	1
	입원 I.P		1	7	7	1,231	1,069	-	-
	외래 O.P		1	1	11	68	46	1	1
239	계 S.T		17	101	576	29,489	24,806	2	3
	입원 I.P		6	55	76	22,980	20,647	-	-
	외래 O.P		15	46	500	6,509	4,159	2	3
240	계 S.T		1	1	90	233	153	-	-
	입원 I.P		-	-	-	-	-	-	-
	외래 O.P		1	1	90	233	153	-	-

주 : 수진기준 (한의분류 제외, 급여일수, 진료비와 급여비는 약국포함)

연령별 급여현황(총계) <계속>

Disease Categories by Age(Total) <Cont'd>

(단위 : 명, 일, 천원)

Unit : Person, Day, KRW 1,000

59세			60 ~ 64세				
급여일수 Reimbursed Days	진료비 Medical Expense	급여비 Benefit	진료실인원 Patients	내원일수 Visits	급여일수 Reimbursed Days	진료비 Medical Expense	급여비 Benefit
883	9,655	6,448	75	142	743	10,120	6,955
10	717	569	4	17	126	3,844	3,018
873	8,937	5,879	74	125	617	6,275	3,937
240,027	2,034,308	1,393,781	10,176	27,697	277,290	2,187,531	1,528,841
4,626	765,029	597,365	344	3,426	6,430	1,017,427	802,857
235,401	1,269,280	796,416	10,083	24,271	270,860	1,170,104	725,984
636,465	7,681,823	4,571,452	68,234	100,295	436,839	4,817,801	2,822,939
9,938	1,139,317	853,891	936	2,115	5,213	577,296	436,722
626,527	6,542,506	3,717,561	68,143	98,180	431,626	4,240,505	2,386,218
27,950	430,128	310,714	863	2,432	11,180	212,371	154,048
1,902	286,073	216,809	46	508	824	133,464	101,198
26,048	144,055	93,906	844	1,924	10,356	78,907	52,850
1,061,195	6,034,383	4,034,825	56,526	96,464	608,501	3,609,249	2,402,341
436	49,784	38,925	47	60	268	26,465	20,903
1,060,759	5,984,599	3,995,900	56,505	96,404	608,233	3,582,784	2,381,437
1,710,304	10,179,263	6,913,046	77,850	155,783	958,622	5,808,045	3,945,429
5,659	553,149	418,658	281	1,511	3,235	366,067	279,792
1,704,645	9,626,114	6,494,388	77,764	154,272	955,387	5,441,978	3,665,637
148,553	1,182,783	824,934	877	1,821	38,302	271,089	187,536
2,608	813,098	636,055	66	366	587	172,272	135,209
145,945	369,685	188,880	840	1,455	37,715	98,816	52,328
73,969	2,083,447	1,525,181	3,711	17,150	123,424	3,560,474	2,602,009
8,335	1,735,550	1,345,092	1,194	7,141	13,097	2,964,775	2,300,384
65,634	347,897	180,089	3,592	10,009	110,327	595,699	301,625
89,697	2,161,905	1,515,416	3,521	8,313	50,440	1,623,435	1,149,896
5,276	1,616,807	1,264,981	444	2,142	3,925	1,249,321	977,786
84,421	545,098	250,435	3,413	6,171	46,515	374,114	172,110
18,866	87,052	56,296	-	-	-	-	-
25	4,817	3,749	-	-	-	-	-
18,841	82,235	52,547	-	-	-	-	-
27,746,675	26,764,383	17,677,869	120,410	363,745	15,687,269	15,744,597	10,336,486
1,904	83,064	62,926	79	128	721	34,869	26,571
27,744,771	26,681,318	17,614,943	120,383	363,617	15,686,548	15,709,727	10,309,915
-	-	-	-	-	-	-	-
-	-	-	-	-	-	-	-
-	-	-	-	-	-	-	-
920,111	9,469,582	5,913,108	33,724	72,367	534,314	5,884,376	3,640,100
17,133	2,115,668	1,645,101	1,701	3,970	11,844	1,447,934	1,123,947
902,978	7,353,914	4,268,007	33,495	68,397	522,470	4,436,442	2,516,153
-	-	-	-	-	-	-	-
-	-	-	-	-	-	-	-
-	-	-	-	-	-	-	-
-	-	-	-	-	-	-	-
-	-	-	-	-	-	-	-
-	-	-	-	-	-	-	-
-	-	-	-	-	-	-	-
108	1,955	1,185	-	-	-	-	-
8	466	343	-	-	-	-	-
100	1,489	843	-	-	-	-	-
270	771	522	-	-	-	-	-
-	-	-	-	-	-	-	-
270	771	522	-	-	-	-	-
3	18	12	-	-	-	-	-
-	-	-	-	-	-	-	-
3	18	12	-	-	-	-	-
66	457	307	-	-	-	-	-
-	-	-	-	-	-	-	-
66	457	307	-	-	-	-	-
-	-	-	-	-	-	-	-
-	-	-	-	-	-	-	-
-	-	-	-	-	-	-	-

Note : Based on the Treatment Month (excluding herbal medicine,including pharmacy in Treatment Days Treatment Amount and Benefit Amount)

구 분 Division			65 ~ 69세					70세 ~	
			진료실인원 Patients	내원일수 Visits	급여일수 Reimbursed Days	진료비 Medical Expense	급여비 Benefit	진료실인원 Patients	내원일수 Visits
221	계 S.T		74	127	830	7,475	5,138	78	170
	입원 I.P		2	4	14	1,138	902	4	26
	외래 O.P		72	123	816	6,337	4,236	75	144
222	계 S.T		6,865	19,669	207,526	1,518,236	1,073,551	5,111	17,217
	입원 I.P		237	2,835	4,815	710,206	548,945	259	3,610
	외래 O.P		6,789	16,834	202,711	808,030	524,606	5,007	13,607
223	계 S.T		31,953	48,577	226,999	2,425,098	1,430,607	17,127	26,546
	입원 I.P		328	937	2,110	291,739	218,466	144	421
	외래 O.P		31,931	47,640	224,889	2,133,359	1,212,141	17,109	26,125
224	계 S.T		403	1,189	6,376	115,663	86,951	275	832
	입원 I.P		29	305	530	80,379	61,798	17	258
	외래 O.P		391	884	5,846	35,284	25,153	268	574
225	계 S.T		28,038	49,747	291,822	1,813,112	1,287,757	16,880	30,665
	입원 I.P		28	70	187	30,918	25,313	20	99
	외래 O.P		28,019	49,677	291,635	1,782,194	1,262,443	16,871	30,566
226	계 S.T		40,154	84,551	489,988	3,063,602	2,237,625	25,041	51,764
	입원 I.P		162	1,011	2,088	262,140	201,658	108	715
	외래 O.P		40,106	83,540	487,900	2,801,462	2,035,967	24,995	51,049
227	계 S.T		292	559	10,985	82,752	56,673	127	315
	입원 I.P		22	95	225	51,155	40,109	18	100
	외래 O.P		277	464	10,760	31,597	16,563	115	215
228	계 S.T		4,178	19,341	145,308	3,876,098	2,825,971	4,091	19,348
	입원 I.P		1,248	7,878	14,510	3,191,650	2,477,382	1,162	7,246
	외래 O.P		4,092	11,463	130,798	684,448	348,588	4,021	12,102
229	계 S.T		2,083	5,042	22,887	1,011,604	713,895	1,439	3,555
	입원 I.P		276	1,310	2,420	784,147	613,714	182	943
	외래 O.P		2,023	3,732	20,467	227,457	100,181	1,398	2,612
230	계 S.T		-	-	-	-	-	-	-
	입원 I.P		-	-	-	-	-	-	-
	외래 O.P		-	-	-	-	-	-	-
231	계 S.T		55,903	160,488	6,451,253	7,026,599	4,753,888	29,524	77,429
	입원 I.P		44	104	511	29,774	22,999	13	41
	외래 O.P		55,886	160,384	6,450,742	6,996,824	4,730,889	29,524	77,388
232	계 S.T		-	-	-	-	-	-	-
	입원 I.P		-	-	-	-	-	-	-
	외래 O.P		-	-	-	-	-	-	-
233	계 S.T		17,490	39,636	279,963	3,445,744	2,169,736	10,741	24,294
	입원 I.P		991	2,795	7,703	1,071,868	836,557	661	1,974
	외래 O.P		17,357	36,841	272,260	2,373,876	1,333,179	10,615	22,320
234	계 S.T		-	-	-	-	-	-	-
	입원 I.P		-	-	-	-	-	-	-
	외래 O.P		-	-	-	-	-	-	-
235	계 S.T		-	-	-	-	-	-	-
	입원 I.P		-	-	-	-	-	-	-
	외래 O.P		-	-	-	-	-	-	-
236	계 S.T		-	-	-	-	-	-	-
	입원 I.P		-	-	-	-	-	-	-
	외래 O.P		-	-	-	-	-	-	-
237	계 S.T		-	-	-	-	-	-	-
	입원 I.P		-	-	-	-	-	-	-
	외래 O.P		-	-	-	-	-	-	-
238	계 S.T		-	-	-	-	-	-	-
	입원 I.P		-	-	-	-	-	-	-
	외래 O.P		-	-	-	-	-	-	-
239	계 S.T		-	-	-	-	-	-	-
	입원 I.P		-	-	-	-	-	-	-
	외래 O.P		-	-	-	-	-	-	-
240	계 S.T		-	-	-	-	-	-	-
	입원 I.P		-	-	-	-	-	-	-
	외래 O.P		-	-	-	-	-	-	-

주 : 수진기준 (한의분류 제외, 급여일수, 진료비와 급여비는 약국포함)

Disease Categories by Age(Total) <Cont'd>

(단위 : 명, 일, 천원)
Unit : Person, Day, KRW 1,000

[illegible]

Note : Based on the Treatment Month (excluding herbal medicine,including pharmacy in Treatment Days Treatment Amount and Benefit Amount)

구 분 Division			총 계 G.T				0세		
			진료실인원 Patients	내원일수 Visits	급여일수 Reimbursed Days	진료비 Medical Expense	급여비 Benefit	진료실인원 Patients	내원일수 Visits
241	계 S.T		4,588	12,726	35,860	5,632,126	5,010,211	-	-
	입원 I.P		1,578	7,179	16,040	5,411,172	4,885,252	-	-
	외래 O.P		3,599	5,547	19,820	220,954	124,959	-	-
242	계 S.T		254,294	1,255,270	2,291,684	275,854,336	252,160,883	-	-
	입원 I.P		129,762	845,604	1,207,569	248,378,207	230,403,079	-	-
	외래 O.P		172,074	409,666	1,084,115	27,476,129	21,757,804	-	-
243	계 S.T		113,882	375,900	782,257	158,555,051	155,990,001	-	-
	입원 I.P		113,882	375,900	777,456	158,548,727	155,985,540	-	-
	외래 O.P		-	-	4,801	6,324	4,461	-	-
244	계 S.T		102,580	200,396	949,655	12,758,999	9,463,586	-	-
	입원 I.P		2,930	15,309	26,937	4,858,322	4,176,206	-	-
	외래 O.P		100,767	185,087	922,718	7,900,677	5,287,381	-	-
245	계 S.T		4,077	19,981	41,113	5,184,447	5,103,305	3,749	19,177
	입원 I.P		2,839	16,552	18,549	5,031,069	5,001,753	2,823	16,445
	외래 O.P		1,989	3,429	22,564	153,378	101,552	1,666	2,732
246	계 S.T		19,348	305,692	554,922	184,888,086	183,026,695	14,097	263,676
	입원 I.P		11,609	254,616	349,873	179,681,764	178,511,830	10,950	233,405
	외래 O.P		14,499	51,076	205,049	5,206,322	4,514,864	9,435	30,271
247	계 S.T		2,828	6,668	8,235	872,435	817,454	2,494	5,702
	입원 I.P		587	2,550	2,832	755,232	747,138	575	2,482
	외래 O.P		2,452	4,118	5,403	117,203	70,316	2,121	3,220
248	계 S.T		839	6,904	9,635	4,284,760	4,229,488	728	6,457
	입원 I.P		637	5,771	6,770	4,232,847	4,199,497	623	5,601
	외래 O.P		517	1,133	2,865	51,913	29,992	413	856
249	계 S.T		17,316	196,329	335,091	111,806,390	110,416,762	14,056	166,450
	입원 I.P		12,103	156,489	179,959	106,301,288	105,568,999	11,672	145,005
	외래 O.P		10,040	39,840	155,132	5,505,102	4,847,763	6,906	21,445
250	계 S.T		2,245	14,207	21,887	6,818,650	6,730,558	2,021	13,392
	입원 I.P		1,493	12,220	14,756	6,729,782	6,676,337	1,430	11,765
	외래 O.P		1,243	1,987	7,131	88,868	54,221	1,061	1,627
251	계 S.T		26,246	43,366	56,258	1,739,593	1,520,561	24,700	40,782
	입원 I.P		330	2,186	3,097	880,661	873,765	309	2,036
	외래 O.P		26,063	41,180	53,161	858,933	646,796	24,526	38,746
252	계 S.T		92	440	906	150,990	147,825	82	397
	입원 I.P		51	311	477	145,310	144,747	49	305
	외래 O.P		63	129	429	5,680	3,078	53	92
253	계 S.T		100,097	274,766	359,935	38,715,086	37,284,150	94,423	259,576
	입원 I.P		18,192	103,130	113,778	34,614,748	34,366,366	17,820	100,209
	외래 O.P		92,318	171,636	246,157	4,100,338	2,917,784	86,798	159,367
254	계 S.T		2,517	16,823	140,586	2,454,722	2,204,995	587	1,711
	입원 I.P		233	3,014	7,564	1,585,137	1,449,968	64	671
	외래 O.P		2,492	13,809	133,022	869,585	755,027	578	1,040
255	계 S.T		6,286	51,473	285,079	6,785,745	5,745,012	1,292	3,963
	입원 I.P		703	16,873	24,265	4,343,220	3,910,260	143	1,502
	외래 O.P		6,084	34,600	260,814	2,442,525	1,834,752	1,230	2,461
256	계 S.T		76,684	301,954	5,371,850	152,527,144	138,996,172	11,845	67,662
	입원 I.P		9,548	111,671	228,050	128,336,581	120,922,109	2,278	42,115
	외래 O.P		74,880	190,283	5,143,800	24,190,563	18,074,063	11,219	25,547
257	계 S.T		5,155	20,734	31,145	3,539,502	2,936,169	418	3,382
	입원 I.P		962	6,167	10,343	2,925,906	2,661,110	194	1,650
	외래 O.P		5,111	14,567	20,802	613,596	275,058	406	1,732
258	계 S.T		299	3,177	7,097	1,745,694	1,703,409	87	1,974
	입원 I.P		85	2,409	2,836	1,705,034	1,679,115	66	1,691
	외래 O.P		275	768	4,261	40,660	24,295	69	283
259	계 S.T		52,170	121,080	530,214	24,568,742	21,011,668	20,983	41,075
	입원 I.P		3,640	32,127	54,733	18,854,257	17,230,560	835	12,099
	외래 O.P		51,503	88,953	475,481	5,714,485	3,781,108	20,790	28,976
260	계 S.T		7,867	19,001	42,212	3,825,479	3,290,231	766	1,882
	입원 I.P		1,632	4,042	12,369	3,242,329	2,976,944	118	307
	외래 O.P		7,757	14,959	29,843	583,150	313,287	755	1,575

주 : 수진기준 (한의분류 제외, 급여일수, 진료비와 급여비는 약국포함)

Disease Categories by Age(Total) <Cont'd>

(단위 : 명, 일, 천원)

Unit : Person, Day, KRW 1,000

[illegible]

Note : Based on the Treatment Month (excluding herbal medicine,including pharmacy in Treatment Days Treatment Amount and Benefit Amount)

구 분 Division		5 ~ 9세					10세 ~	
		진료실인원 Patients	내원일수 Visits	급여일수 Reimbursed Days	진료비 Medical Expense	급여비 Benefit	진료실인원 Patients	내원일수 Visits
241	계 S.T	-	-	-	-	-	-	-
	입원 I.P	-	-	-	-	-	-	-
	외래 O.P	-	-	-	-	-	-	-
242	계 S.T	3	3	30	239	143	13	20
	입원 I.P	-	-	-	-	-	1	1
	외래 O.P	3	3	30	239	143	12	19
243	계 S.T	-	-	-	-	-	4	13
	입원 I.P	-	-	-	-	-	4	13
	외래 O.P	-	-	-	-	-	-	-
244	계 S.T	7	11	33	993	706	25	40
	입원 I.P	1	1	6	545	518	1	6
	외래 O.P	7	10	27	448	188	25	34
245	계 S.T	-	-	-	-	-	-	-
	입원 I.P	-	-	-	-	-	-	-
	외래 O.P	-	-	-	-	-	-	-
246	계 S.T	-	-	-	-	-	-	-
	입원 I.P	-	-	-	-	-	-	-
	외래 O.P	-	-	-	-	-	-	-
247	계 S.T	-	-	-	-	-	-	-
	입원 I.P	-	-	-	-	-	-	-
	외래 O.P	-	-	-	-	-	-	-
248	계 S.T	-	-	-	-	-	-	-
	입원 I.P	-	-	-	-	-	-	-
	외래 O.P	-	-	-	-	-	-	-
249	계 S.T	-	-	-	-	-	-	-
	입원 I.P	-	-	-	-	-	-	-
	외래 O.P	-	-	-	-	-	-	-
250	계 S.T	-	-	-	-	-	-	-
	입원 I.P	-	-	-	-	-	-	-
	외래 O.P	-	-	-	-	-	-	-
251	계 S.T	-	-	-	-	-	-	-
	입원 I.P	-	-	-	-	-	-	-
	외래 O.P	-	-	-	-	-	-	-
252	계 S.T	-	-	-	-	-	-	-
	입원 I.P	-	-	-	-	-	-	-
	외래 O.P	-	-	-	-	-	-	-
253	계 S.T	-	-	-	-	-	-	-
	입원 I.P	-	-	-	-	-	-	-
	외래 O.P	-	-	-	-	-	-	-
254	계 S.T	426	3,263	21,589	269,018	238,099	238	1,548
	입원 I.P	18	235	575	101,777	91,281	18	209
	외래 O.P	424	3,028	21,014	167,242	146,818	235	1,339
255	계 S.T	767	10,681	43,598	919,881	785,417	459	5,762
	입원 I.P	92	1,804	2,551	378,469	350,491	56	1,521
	외래 O.P	742	8,877	41,047	541,411	434,927	447	4,241
256	계 S.T	7,678	18,968	256,147	5,381,744	4,825,457	3,911	12,368
	입원 I.P	416	3,575	9,764	4,087,637	3,841,697	323	3,284
	외래 O.P	7,647	15,393	246,383	1,294,107	983,760	3,879	9,084
257	계 S.T	1,280	4,324	6,249	489,434	374,476	359	972
	입원 I.P	173	827	1,546	356,510	322,783	37	270
	외래 O.P	1,273	3,497	4,703	132,925	51,694	352	702
258	계 S.T	27	47	338	2,490	1,280	2	9
	입원 I.P	1	1	4	369	350	-	-
	외래 O.P	26	46	334	2,121	930	2	9
259	계 S.T	4,369	11,974	65,595	1,546,414	1,273,017	1,509	4,215
	입원 I.P	686	2,314	6,194	966,001	883,430	115	751
	외래 O.P	4,297	9,660	59,401	580,414	389,587	1,497	3,464
260	계 S.T	1,339	2,623	6,592	440,178	372,769	544	1,096
	입원 I.P	193	489	1,417	359,863	334,200	67	215
	외래 O.P	1,326	2,134	5,175	80,315	38,569	534	881

주 : 수진기준 (한의분류 제외, 급여일수, 진료비와 급여비는 약국포함)

Disease Categories by Age(Total) <Cont'd>

Unit : Person, Day, KRW 1,000

Note : Based on the Treatment Month (excluding herbal medicine,including pharmacy in Treatment Days Treatment Amount and Benefit Amount)

구 분 Division			20 ~ 24세					25세 ~	
			진료실인원 Patients	내원일수 Visits	급여일수 Reimbursed Days	진료비 Medical Expense	급여비 Benefit	진료실인원 Patients	내원일수 Visits
241	계 S.T		131	309	815	65,501	55,884	726	1,810
	입원 I.P		39	139	335	58,330	51,715	235	935
	외래 O.P		109	170	480	7,171	4,168	570	875
242	계 S.T		8,688	39,823	66,399	9,119,657	8,395,614	45,883	221,170
	입원 I.P		4,644	27,979	40,702	8,236,726	7,676,502	23,751	151,299
	외래 O.P		5,486	11,844	25,697	882,930	719,112	30,629	69,871
243	계 S.T		4,599	15,376	32,224	6,403,471	6,297,704	21,801	72,536
	입원 I.P		4,599	15,376	32,094	6,403,296	6,297,581	21,801	72,536
	외래 O.P		-	-	130	175	123	-	-
244	계 S.T		3,249	6,234	23,555	390,479	297,743	18,328	35,048
	입원 I.P		135	715	1,174	185,959	156,475	560	2,865
	외래 O.P		3,164	5,519	22,381	204,519	141,268	17,978	32,183
245	계 S.T		-	-	-	-	-	-	-
	입원 I.P		-	-	-	-	-	-	-
	외래 O.P		-	-	-	-	-	-	-
246	계 S.T		-	-	-	-	-	-	-
	입원 I.P		-	-	-	-	-	-	-
	외래 O.P		-	-	-	-	-	-	-
247	계 S.T		-	-	-	-	-	-	-
	입원 I.P		-	-	-	-	-	-	-
	외래 O.P		-	-	-	-	-	-	-
248	계 S.T		-	-	-	-	-	-	-
	입원 I.P		-	-	-	-	-	-	-
	외래 O.P		-	-	-	-	-	-	-
249	계 S.T		-	-	-	-	-	-	-
	입원 I.P		-	-	-	-	-	-	-
	외래 O.P		-	-	-	-	-	-	-
250	계 S.T		-	-	-	-	-	-	-
	입원 I.P		-	-	-	-	-	-	-
	외래 O.P		-	-	-	-	-	-	-
251	계 S.T		-	-	-	-	-	-	-
	입원 I.P		-	-	-	-	-	-	-
	외래 O.P		-	-	-	-	-	-	-
252	계 S.T		-	-	-	-	-	-	-
	입원 I.P		-	-	-	-	-	-	-
	외래 O.P		-	-	-	-	-	-	-
253	계 S.T		-	-	-	-	-	-	-
	입원 I.P		-	-	-	-	-	-	-
	외래 O.P		-	-	-	-	-	-	-
254	계 S.T		171	1,075	20,276	141,022	121,925	112	578
	입원 I.P		16	133	764	64,388	54,790	8	64
	외래 O.P		169	942	19,512	76,634	67,135	112	514
255	계 S.T		283	2,205	21,991	261,153	202,632	225	659
	입원 I.P		29	918	1,703	135,808	110,550	20	118
	외래 O.P		275	1,287	20,288	125,346	92,082	220	541
256	계 S.T		3,337	12,322	271,964	4,529,667	3,931,945	2,579	10,469
	입원 I.P		400	3,372	8,365	3,307,023	2,991,367	397	3,197
	외래 O.P		3,281	8,950	263,599	1,222,644	940,578	2,520	7,272
257	계 S.T		341	1,367	2,218	211,006	146,984	129	382
	입원 I.P		54	435	752	170,617	129,374	12	100
	외래 O.P		339	932	1,466	40,389	17,609	128	282
258	계 S.T		4	10	10	809	276	1	1
	입원 I.P		-	-	-	-	-	-	-
	외래 O.P		4	10	10	809	276	1	1
259	계 S.T		897	2,464	14,483	419,021	307,823	696	1,929
	입원 I.P		66	671	1,366	297,252	229,664	58	543
	외래 O.P		879	1,793	13,117	121,769	78,158	680	1,386
260	계 S.T		125	436	748	66,319	45,057	47	254
	입원 I.P		29	111	268	49,624	37,898	10	29
	외래 O.P		125	325	480	16,695	7,159	47	225

주 : 수진기준 (한의분류 제외, 급여일수, 진료비와 급여비는 약국포함)

Disease Categories by Age(Total) <Cont'd>

Unit : Person, Day, KRW 1,000

Note : Based on the Treatment Month (excluding herbal medicine,including pharmacy in Treatment Days Treatment Amount and Benefit Amount)

구 분 Division			35 ~ 39세					40세 ~	
			진료실인원 Patients	내원일수 Visits	급여일수 Reimbursed Days	진료비 Medical Expense	급여비 Benefit	진료실인원 Patients	내원일수 Visits
241	계 S.T		1,465	4,342	12,656	2,202,108	1,968,599	306	995
	입원 I.P		552	2,567	5,915	2,130,431	1,928,545	114	587
	외래 O.P		1,125	1,775	6,741	71,677	40,054	242	408
242	계 S.T		76,621	389,258	737,627	86,114,410	78,534,624	13,488	68,308
	입원 I.P		38,758	258,706	368,201	77,531,579	71,824,908	6,125	43,196
	외래 O.P		52,504	130,552	369,426	8,582,832	6,709,716	9,809	25,112
243	계 S.T		32,234	105,500	221,471	46,403,406	45,671,952	3,770	12,346
	입원 I.P		32,234	105,500	219,960	46,401,453	45,670,574	3,770	12,346
	외래 O.P		-	-	1,511	1,952	1,378	-	-
244	계 S.T		30,875	61,086	296,714	4,014,633	2,937,153	4,806	10,059
	입원 I.P		866	4,723	8,234	1,416,176	1,218,903	161	879
	외래 O.P		30,340	56,363	288,480	2,598,457	1,718,250	4,702	9,180
245	계 S.T		-	-	-	-	-	-	-
	입원 I.P		-	-	-	-	-	-	-
	외래 O.P		-	-	-	-	-	-	-
246	계 S.T		-	-	-	-	-	-	-
	입원 I.P		-	-	-	-	-	-	-
	외래 O.P		-	-	-	-	-	-	-
247	계 S.T		-	-	-	-	-	-	-
	입원 I.P		-	-	-	-	-	-	-
	외래 O.P		-	-	-	-	-	-	-
248	계 S.T		-	-	-	-	-	-	-
	입원 I.P		-	-	-	-	-	-	-
	외래 O.P		-	-	-	-	-	-	-
249	계 S.T		-	-	-	-	-	-	-
	입원 I.P		-	-	-	-	-	-	-
	외래 O.P		-	-	-	-	-	-	-
250	계 S.T		-	-	-	-	-	-	-
	입원 I.P		-	-	-	-	-	-	-
	외래 O.P		-	-	-	-	-	-	-
251	계 S.T		-	-	-	-	-	-	-
	입원 I.P		-	-	-	-	-	-	-
	외래 O.P		-	-	-	-	-	-	-
252	계 S.T		-	-	-	-	-	-	-
	입원 I.P		-	-	-	-	-	-	-
	외래 O.P		-	-	-	-	-	-	-
253	계 S.T		-	-	-	-	-	-	-
	입원 I.P		-	-	-	-	-	-	-
	외래 O.P		-	-	-	-	-	-	-
254	계 S.T		44	279	3,424	59,225	50,328	28	264
	입원 I.P		4	104	166	41,736	35,618	3	22
	외래 O.P		43	175	3,258	17,489	14,710	27	242
255	계 S.T		195	965	11,841	144,010	110,724	158	982
	입원 I.P		12	300	493	72,628	59,495	16	557
	외래 O.P		193	665	11,348	71,382	51,229	151	425
256	계 S.T		2,223	9,181	231,105	4,072,823	3,476,924	2,169	8,912
	입원 I.P		387	2,913	8,629	2,998,343	2,689,234	371	2,885
	외래 O.P		2,164	6,268	222,476	1,074,480	787,690	2,108	6,027
257	계 S.T		50	125	512	21,181	14,909	32	160
	입원 I.P		3	33	53	16,659	12,466	7	88
	외래 O.P		49	92	459	4,522	2,443	30	72
258	계 S.T		2	6	6	153	104	-	-
	입원 I.P		-	-	-	-	-	-	-
	외래 O.P		2	6	6	153	104	-	-
259	계 S.T		695	1,944	12,305	415,220	284,091	795	2,132
	입원 I.P		59	618	1,221	302,736	223,019	73	737
	외래 O.P		681	1,326	11,084	112,484	61,072	768	1,395
260	계 S.T		78	244	1,073	42,286	28,965	45	154
	입원 I.P		18	55	161	27,144	20,440	14	49
	외래 O.P		77	189	912	15,142	8,525	42	105

주 : 수진기준 (한의분류 제외, 급여일수, 진료비와 급여비는 약국포함)

Disease Categories by Age(Total) <Cont'd>

Unit : Person, Day, KRW 1,000

Note : Based on the Treatment Month (excluding herbal medicine,including pharmacy in Treatment Days Treatment Amount and Benefit Amount)

구 분 Division			50 ~ 54세					55세 ~	
			진료실인원 Patients	내원일수 Visits	급여일수 Reimbursed Days	진료비 Medical Expense	급여비 Benefit	진료실인원 Patients	내원일수 Visits
241	계	S.T	-	-	-	-	-	-	-
	입원	I.P	-	-	-	-	-	-	-
	외래	O.P	-	-	-	-	-	-	-
242	계	S.T	67	170	1,985	22,513	17,656	7	15
	입원	I.P	4	74	95	16,513	13,715	-	-
	외래	O.P	65	96	1,890	6,000	3,942	7	15
243	계	S.T	-	-	-	-	-	-	-
	입원	I.P	-	-	-	-	-	-	-
	외래	O.P	-	-	-	-	-	-	-
244	계	S.T	145	271	6,741	17,565	9,857	22	33
	입원	I.P	1	-	31	21	17	1	2
	외래	O.P	144	271	6,710	17,544	9,840	21	31
245	계	S.T	-	-	-	-	-	-	-
	입원	I.P	-	-	-	-	-	-	-
	외래	O.P	-	-	-	-	-	-	-
246	계	S.T	-	-	-	-	-	-	-
	입원	I.P	-	-	-	-	-	-	-
	외래	O.P	-	-	-	-	-	-	-
247	계	S.T	-	-	-	-	-	-	-
	입원	I.P	-	-	-	-	-	-	-
	외래	O.P	-	-	-	-	-	-	-
248	계	S.T	-	-	-	-	-	-	-
	입원	I.P	-	-	-	-	-	-	-
	외래	O.P	-	-	-	-	-	-	-
249	계	S.T	-	-	-	-	-	-	-
	입원	I.P	-	-	-	-	-	-	-
	외래	O.P	-	-	-	-	-	-	-
250	계	S.T	-	-	-	-	-	-	-
	입원	I.P	-	-	-	-	-	-	-
	외래	O.P	-	-	-	-	-	-	-
251	계	S.T	-	-	-	-	-	-	-
	입원	I.P	-	-	-	-	-	-	-
	외래	O.P	-	-	-	-	-	-	-
252	계	S.T	-	-	-	-	-	-	-
	입원	I.P	-	-	-	-	-	-	-
	외래	O.P	-	-	-	-	-	-	-
253	계	S.T	-	-	-	-	-	-	-
	입원	I.P	-	-	-	-	-	-	-
	외래	O.P	-	-	-	-	-	-	-
254	계	S.T	16	70	1,395	20,815	17,887	23	328
	입원	I.P	3	26	70	15,521	13,441	1	8
	외래	O.P	15	44	1,325	5,295	4,446	23	320
255	계	S.T	205	1,675	13,129	208,889	159,757	207	950
	입원	I.P	26	1,180	1,483	140,830	114,693	19	478
	외래	O.P	196	495	11,646	68,059	45,064	198	472
256	계	S.T	2,912	12,283	408,102	5,750,054	4,929,952	3,462	15,542
	입원	I.P	533	3,919	10,632	4,338,492	3,909,188	621	5,632
	외래	O.P	2,795	8,364	397,470	1,411,562	1,020,764	3,324	9,910
257	계	S.T	32	95	162	11,239	7,722	25	102
	입원	I.P	2	24	34	7,526	5,984	3	39
	외래	O.P	32	71	128	3,713	1,738	24	63
258	계	S.T	4	4	13	137	93	3	6
	입원	I.P	1	1	1	10	8	-	-
	외래	O.P	3	3	12	127	85	3	6
259	계	S.T	1,570	3,050	23,324	504,638	335,040	2,103	3,993
	입원	I.P	62	514	1,017	256,154	189,591	65	598
	외래	O.P	1,547	2,536	22,307	248,484	145,450	2,080	3,395
260	계	S.T	31	103	762	27,474	19,833	26	80
	입원	I.P	13	47	114	23,733	18,019	9	34
	외래	O.P	28	56	648	3,741	1,815	23	46

주 : 수진기준 (한의분류 제외, 급여일수, 진료비와 급여비는 약국포함)

Disease Categories by Age(Total) <Cont'd>

Unit : Person, Day, KRW 1,000

Note : Based on the Treatment Month (excluding herbal medicine,including pharmacy in Treatment Days Treatment Amount and Benefit Amount)

구 분 Division		65 ~ 69세					70세 ~	
		진료실인원 Patients	내원일수 Visits	급여일수 Reimbursed Days	진료비 Medical Expense	급여비 Benefit	진료실인원 Patients	내원일수 Visits
241	계 S.T 입원 I.P 외래 O.P	- - -	- - -	- - -	- - -	- - -	- - -	- - -
242	계 S.T 입원 I.P 외래 O.P	- - -	- - -	- - -	- - -	- - -	- - -	- - -
243	계 S.T 입원 I.P 외래 O.P	- - -	- - -	- - -	- - -	- - -	- - -	- - -
244	계 S.T 입원 I.P 외래 O.P	- - -	- - -	- - -	- - -	- - -	- - -	- - -
245	계 S.T 입원 I.P 외래 O.P	- - -	- - -	- - -	- - -	- - -	- - -	- - -
246	계 S.T 입원 I.P 외래 O.P	- - -	- - -	- - -	- - -	- - -	- - -	- - -
247	계 S.T 입원 I.P 외래 O.P	- - -	- - -	- - -	- - -	- - -	- - -	- - -
248	계 S.T 입원 I.P 외래 O.P	- - -	- - -	- - -	- - -	- - -	- - -	- - -
249	계 S.T 입원 I.P 외래 O.P	- - -	- - -	- - -	- - -	- - -	- - -	- - -
250	계 S.T 입원 I.P 외래 O.P	- - -	- - -	- - -	- - -	- - -	- - -	- - -
251	계 S.T 입원 I.P 외래 O.P	- - -	- - -	- - -	- - -	- - -	- - -	- - -
252	계 S.T 입원 I.P 외래 O.P	- - -	- - -	- - -	- - -	- - -	- - -	- - -
253	계 S.T 입원 I.P 외래 O.P	- - -	- - -	- - -	- - -	- - -	- - -	- - -
254	계 S.T 입원 I.P 외래 O.P	10 1 10	40 17 23	1,000 24 976	13,871 10,584 3,288	12,135 9,238 2,897	7 1 7	38 13 25
255	계 S.T 입원 I.P 외래 O.P	90 10 85	261 80 181	6,475 248 6,227	43,771 17,991 25,780	29,351 14,381 14,971	81 5 78	642 455 187
256	계 S.T 입원 I.P 외래 O.P	2,332 333 2,252	9,897 2,640 7,257	413,583 6,718 406,865	4,211,505 2,899,865 1,311,640	3,574,188 2,596,062 978,126	1,719 224 1,659	7,783 2,391 5,392
257	계 S.T 입원 I.P 외래 O.P	18 2 18	77 25 52	238 39 199	9,529 6,580 2,949	6,540 5,068 1,473	19 1 19	40 7 33
258	계 S.T 입원 I.P 외래 O.P	2 - 2	6 - 6	141 - 141	515 - 515	299 - 299	2 - 2	3 - 3
259	계 S.T 입원 I.P 외래 O.P	1,530 41 1,515	2,896 285 2,611	29,191 640 28,551	388,266 130,222 258,045	246,185 96,173 150,012	1,194 42 1,177	2,331 386 1,945
260	계 S.T 입원 I.P 외래 O.P	15 3 15	48 9 39	959 28 931	21,936 4,905 17,031	18,473 3,588 14,885	6 1 6	23 4 19

주 : 수진기준 (한의분류 제외, 급여일수, 진료비와 급여비는 약국포함)

Disease Categories by Age(Total) <Cont'd>

Unit : Person, Day, KRW 1,000

Note : Based on the Treatment Month (excluding herbal medicine,including pharmacy in Treatment Days Treatment Amount and Benefit Amount)

구 분 Division			총 계 G.T					0세 ~	
			진료실인원 Patients	내원일수 Visits	급여일수 Reimbursed Days	진료비 Medical Expense	급여비 Benefit	진료실인원 Patients	내원일수 Visits
261	계 S.T		38,779	115,504	1,701,354	18,754,230	13,854,301	3,130	10,357
	입원 I.P		3,488	22,944	49,890	10,519,982	9,280,439	392	3,117
	외래 O.P		38,165	92,560	1,651,464	8,234,248	4,573,862	3,058	7,240
262	계 S.T		9,364	20,548	66,301	2,192,500	1,622,170	2,790	4,735
	입원 I.P		341	4,337	8,235	1,526,066	1,283,011	30	275
	외래 O.P		9,301	16,211	58,066	666,435	339,159	2,788	4,460
263	계 S.T		13,157	32,264	92,558	2,985,099	2,100,094	630	2,434
	입원 I.P		701	5,922	11,982	1,738,881	1,432,879	75	353
	외래 O.P		13,024	26,342	80,576	1,246,218	667,215	620	2,081
264	계 S.T		39,593	143,569	399,998	21,925,933	18,395,205	7,224	26,102
	입원 I.P		3,971	34,475	66,301	16,941,772	15,306,913	400	4,688
	외래 O.P		39,122	109,094	333,697	4,984,161	3,088,291	7,152	21,414
265	계 S.T		83,188	312,759	1,787,943	49,806,839	40,262,123	5,161	15,328
	입원 I.P		11,605	60,028	140,158	26,732,325	23,447,769	374	4,557
	외래 O.P		81,854	252,731	1,647,785	23,074,514	16,814,354	5,040	10,771
266	계 S.T		7,005	90,264	1,016,807	12,275,984	11,109,907	309	3,964
	입원 I.P		446	15,307	20,281	4,589,277	4,334,627	73	1,800
	외래 O.P		6,939	74,957	996,526	7,686,707	6,775,280	288	2,164
267	계 S.T		1,739,052	2,636,744	14,851,233	203,476,779	124,965,380	6,058	7,976
	입원 I.P		73,860	149,504	393,210	35,243,271	26,656,247	234	407
	외래 O.P		1,684,773	2,487,240	14,458,023	168,233,507	98,309,133	5,872	7,569
268	계 S.T		761,448	1,335,803	4,636,803	104,451,927	75,182,008	33,012	61,182
	입원 I.P		83,571	264,585	546,035	53,221,357	43,522,918	6,875	19,381
	외래 O.P		705,675	1,071,218	4,090,768	51,230,570	31,659,091	29,171	41,801
269	계 S.T		3,028	22,414	66,164	1,732,238	1,278,000	-	-
	입원 I.P		452	18,046	19,474	1,498,935	1,113,472	-	-
	외래 O.P		2,593	4,368	46,690	233,303	164,528	-	-
270	계 S.T		6,950,570	15,404,009	153,482,567	1,298,054,537	831,093,511	52,694	96,858
	입원 I.P		388,690	1,595,480	3,245,644	387,768,677	303,000,774	2,834	10,650
	외래 O.P		6,776,292	13,808,529	150,236,923	910,285,860	528,092,737	51,391	86,208
271	계 S.T		702,739	1,456,922	2,589,424	105,715,333	71,620,851	533	1,204
	입원 I.P		28,720	187,945	342,433	51,970,828	37,722,862	174	427
	외래 O.P		698,474	1,268,977	2,246,991	53,744,505	33,897,988	470	777
272	계 S.T		518,727	4,532,904	19,725,547	502,818,503	365,201,371	3	13
	입원 I.P		161,422	2,986,085	4,722,565	407,603,146	304,340,383	1	8
	외래 O.P		471,805	1,546,819	15,002,982	95,215,358	60,860,988	3	5
273	계 S.T		86,602	2,445,929	6,545,432	415,275,995	312,575,572	30	221
	입원 I.P		50,728	2,204,823	2,992,531	398,911,978	302,955,384	16	94
	외래 O.P		67,273	241,106	3,552,901	16,364,017	9,620,187	27	127
274	계 S.T		1,115,580	9,599,618	24,206,786	932,553,489	672,482,357	791	1,632
	입원 I.P		278,850	3,410,739	5,717,755	665,480,458	504,766,415	39	103
	외래 O.P		1,092,570	6,188,879	18,489,031	267,073,031	167,715,942	784	1,529
275	계 S.T		317	1,938	9,181	311,563	226,739	2	10
	입원 I.P		64	1,291	1,894	259,574	196,225	1	5
	외래 O.P		264	647	7,287	51,990	30,515	2	5
276	계 S.T		7,820,773	24,552,892	80,488,321	1,093,760,982	765,210,855	2,631	3,103
	입원 I.P		247,972	1,983,940	3,465,649	302,828,689	221,563,321	61	88
	외래 O.P		7,735,348	22,568,952	77,022,672	790,932,293	543,647,534	2,587	3,015
277	계 S.T		157,752	287,905	795,146	16,992,083	10,967,327	308	390
	입원 I.P		3,503	13,144	26,338	4,241,088	3,213,725	1	1
	외래 O.P		156,321	274,761	768,808	12,750,995	7,753,602	307	389
278	계 S.T		243,208	1,570,790	7,236,540	323,867,428	253,331,543	2,723	4,114
	입원 I.P		55,134	1,200,265	1,673,727	278,653,338	227,457,139	308	1,120
	외래 O.P		211,606	370,525	5,562,813	45,214,090	25,874,404	2,534	2,994
279	계 S.T		11,130	95,132	268,135	38,147,107	30,138,723	-	-
	입원 I.P		5,933	78,200	120,494	36,475,678	29,267,081	-	-
	외래 O.P		8,173	16,932	147,641	1,671,430	871,642	-	-
280	계 S.T		94,003	492,224	1,089,933	45,594,198	33,666,882	66	136
	입원 I.P		13,645	190,493	284,072	35,355,464	26,935,210	4	20
	외래 O.P		90,784	301,731	805,861	10,238,735	6,731,673	64	116

주 : 수진기준 (한의학분류 제외, 급여일수, 진료비와 급여비는 약국포함)

연령별 급여현황(총계) <계속>

Disease Categories by Age(Total) <Cont'd>

(단위 : 명, 일, 천원)

Unit : Person, Day, KRW 1,000

0Age			1 ~ 4세				
급여일수 Reimbursed Days	진료비 Medical Expense	급여비 Benefit	진료실인원 Patients	내원일수 Visits	급여일수 Reimbursed Days	진료비 Medical Expense	급여비 Benefit
44,155	2,033,242	1,816,419	10,455	27,537	106,278	4,761,002	4,016,070
5,713	1,717,776	1,650,193	1,197	6,773	16,476	3,849,247	3,540,123
38,442	315,466	166,226	10,352	20,764	89,802	911,755	475,947
5,229	252,127	186,459	3,690	6,769	7,797	586,243	451,699
470	127,356	121,268	86	861	1,455	378,876	346,181
4,759	124,772	65,191	3,681	5,908	6,342	207,368	105,518
2,686	354,349	272,478	2,048	4,176	4,823	319,075	233,431
544	179,987	173,080	52	287	539	149,946	138,089
2,142	174,362	99,398	2,046	3,889	4,284	169,130	95,342
31,635	4,752,087	4,433,783	12,323	48,469	82,822	6,638,514	5,734,094
6,240	4,190,204	4,101,634	1,391	10,133	20,558	5,092,625	4,725,519
25,395	561,883	332,149	12,223	38,336	62,264	1,545,889	1,008,575
28,165	3,885,088	3,628,315	15,281	65,837	197,841	9,118,028	7,757,913
5,824	3,370,523	3,276,399	2,142	11,842	28,272	5,772,795	5,345,203
22,341	514,565	351,916	15,122	53,995	169,569	3,345,233	2,412,710
11,838	1,534,254	1,483,903	1,250	34,723	106,719	3,645,626	3,374,942
2,307	1,369,705	1,345,303	173	6,487	8,615	2,103,640	2,017,060
9,531	164,549	138,599	1,241	28,236	98,104	1,541,986	1,357,882
21,802	284,903	206,280	52,858	71,944	238,480	3,013,240	2,194,222
654	56,844	53,945	1,869	3,777	7,261	536,144	497,353
21,148	228,059	152,335	51,479	68,167	231,219	2,477,096	1,696,869
141,471	5,299,499	4,562,423	220,917	438,860	1,353,181	24,224,945	19,372,827
39,345	3,848,798	3,576,199	32,770	80,807	169,595	11,141,821	10,289,448
102,126	1,450,701	986,224	200,947	358,053	1,183,586	13,083,124	9,083,380
-	-	-	-	-	-	-	-
-	-	-	-	-	-	-	-
-	-	-	-	-	-	-	-
197,280	6,954,488	5,789,770	257,493	792,044	2,152,992	50,981,962	41,561,063
17,036	3,939,624	3,790,663	22,714	144,212	230,761	27,134,201	25,155,242
180,244	3,014,864	1,999,107	246,357	647,832	1,922,231	23,847,761	16,405,821
2,039	177,225	146,355	12,602	19,265	25,498	1,121,409	854,602
786	118,076	112,212	546	1,649	3,004	406,319	370,490
1,253	59,149	34,142	12,448	17,616	22,494	715,090	484,111
16	2,314	1,822	75	151	389	20,443	17,159
8	2,146	1,683	8	35	53	14,162	13,053
8	168	139	69	116	336	6,281	4,106
276	49,357	43,885	437	2,619	3,448	340,000	278,891
139	42,231	39,560	110	1,046	1,567	237,559	215,079
137	7,126	4,325	431	1,573	1,881	102,441	63,812
1,872	89,813	66,956	21,304	99,601	133,315	7,539,643	5,739,009
149	29,730	28,557	2,514	8,724	17,548	2,620,087	2,383,221
1,723	60,083	38,399	21,181	90,877	115,767	4,919,555	3,355,788
13	1,907	1,859	8	13	33	454	268
5	1,672	1,672	-	-	-	-	-
8	235	187	8	13	33	454	268
3,319	182,258	131,320	134,758	195,020	250,956	11,319,454	8,268,284
99	20,307	19,594	2,934	3,414	4,181	675,532	633,418
3,220	161,950	111,726	132,990	191,606	246,775	10,643,922	7,634,866
673	14,519	9,736	7,348	10,216	18,157	391,514	275,583
2	114	108	55	74	160	16,452	15,119
671	14,405	9,628	7,317	10,142	17,997	375,062	260,464
6,045	819,405	678,864	18,885	25,375	38,281	3,836,889	2,898,943
1,862	572,988	531,268	1,506	4,374	7,247	1,737,043	1,604,866
4,183	246,418	147,597	17,813	21,001	31,034	2,099,846	1,294,077
-	-	-	75	238	348	115,238	105,509
-	-	-	23	146	188	111,298	103,090
-	-	-	65	92	160	3,940	2,419
203	9,205	7,912	4,774	13,419	21,775	850,617	717,860
28	4,833	4,715	271	2,215	3,508	489,316	443,695
175	4,372	3,197	4,723	11,204	18,267	361,301	274,164

Note : Based on the Treatment Month (excluding herbal medicine,including pharmacy in Treatment Days Treatment Amount and Benefit Amount)

구 분 Division			5 ~ 9세					10세 ~	
			진료실인원 Patients	내원일수 Visits	급여일수 Reimbursed Days	진료비 Medical Expense	급여비 Benefit	진료실인원 Patients	내원일수 Visits
261	계 S.T		3,657	8,016	37,696	1,214,669	951,034	2,048	5,239
	입원 I.P		359	1,448	3,951	850,619	788,277	295	1,244
	외래 O.P		3,615	6,568	33,745	364,049	162,758	2,011	3,995
262	계 S.T		951	2,071	2,577	214,911	162,596	389	1,015
	입원 I.P		38	302	574	146,238	132,486	35	287
	외래 O.P		950	1,769	2,003	68,673	30,110	384	728
263	계 S.T		2,536	5,317	6,363	341,269	232,656	2,504	5,388
	입원 I.P		61	321	687	157,513	143,328	97	548
	외래 O.P		2,526	4,996	5,676	183,756	89,328	2,484	4,840
264	계 S.T		5,029	19,224	48,887	2,810,683	2,373,662	4,065	13,564
	입원 I.P		556	4,773	10,407	2,024,438	1,853,609	433	3,750
	외래 O.P		4,995	14,451	38,480	786,245	520,053	4,003	9,814
265	계 S.T		13,175	53,848	227,889	8,133,051	6,679,760	6,517	27,848
	입원 I.P		2,624	9,072	26,820	4,335,858	3,992,312	1,133	4,973
	외래 O.P		12,932	44,776	201,069	3,797,194	2,687,448	6,416	22,875
266	계 S.T		1,164	19,625	104,040	1,945,884	1,741,440	861	9,760
	입원 I.P		79	2,072	2,941	376,297	351,679	29	569
	외래 O.P		1,158	17,553	101,099	1,569,587	1,389,761	859	9,191
267	계 S.T		100,498	135,591	468,373	5,697,133	3,746,572	74,690	102,134
	입원 I.P		2,815	5,186	11,075	880,487	814,576	2,482	4,785
	외래 O.P		98,508	130,405	457,298	4,816,646	2,931,996	72,985	97,349
268	계 S.T		108,674	180,156	602,158	9,053,963	6,627,477	40,106	59,541
	입원 I.P		6,594	20,292	40,296	3,099,680	2,833,128	1,958	6,062
	외래 O.P		104,385	159,864	561,862	5,954,283	3,794,349	38,733	53,479
269	계 S.T		-	-	-	-	-	-	-
	입원 I.P		-	-	-	-	-	-	-
	외래 O.P		-	-	-	-	-	-	-
270	계 S.T		275,929	660,058	2,540,025	32,107,744	22,446,169	406,473	642,289
	입원 I.P		8,586	46,919	79,518	9,429,951	8,756,561	7,015	20,528
	외래 O.P		272,572	613,139	2,460,507	22,677,793	13,689,608	404,074	621,761
271	계 S.T		23,357	38,602	53,354	2,424,248	1,776,661	19,926	42,197
	입원 I.P		1,034	4,214	8,738	1,050,091	929,871	1,539	7,294
	외래 O.P		23,266	34,388	44,616	1,374,157	846,790	19,832	34,903
272	계 S.T		928	2,932	5,324	197,062	151,355	4,521	17,928
	입원 I.P		91	808	1,113	107,707	96,341	611	6,932
	외래 O.P		908	2,124	4,211	89,355	55,014	4,390	10,996
273	계 S.T		545	4,287	6,186	549,311	450,573	689	5,496
	입원 I.P		149	1,720	2,791	424,663	380,475	249	2,994
	외래 O.P		529	2,567	3,395	124,647	70,098	635	2,502
274	계 S.T		66,528	358,255	525,883	24,503,827	18,030,839	128,271	705,951
	입원 I.P		7,474	37,265	71,700	9,509,698	8,563,356	13,131	89,515
	외래 O.P		66,272	320,990	454,183	14,994,129	9,467,483	127,745	616,436
275	계 S.T		8	24	33	616	373	13	30
	입원 I.P		-	-	-	-	-	1	5
	외래 O.P		8	24	33	616	373	12	25
276	계 S.T		313,780	610,496	1,036,402	24,623,053	17,022,489	539,377	1,300,518
	입원 I.P		1,876	5,277	9,041	757,430	683,329	4,823	26,691
	외래 O.P		313,025	605,219	1,027,361	23,865,622	16,339,160	538,322	1,273,827
277	계 S.T		11,870	19,657	38,140	820,395	553,963	9,946	16,134
	입원 I.P		117	338	610	81,898	74,620	140	500
	외래 O.P		11,813	19,319	37,530	738,497	479,343	9,894	15,634
278	계 S.T		14,591	20,369	38,715	2,908,411	2,006,290	11,951	18,488
	입원 I.P		1,275	3,865	6,890	1,118,237	1,025,103	1,219	4,828
	외래 O.P		13,721	16,504	31,825	1,790,174	981,187	11,164	13,660
279	계 S.T		212	1,022	2,100	269,464	240,724	244	1,628
	입원 I.P		80	731	1,073	248,218	230,630	123	1,251
	외래 O.P		184	291	1,027	21,246	10,095	208	377
280	계 S.T		5,060	14,082	25,767	733,717	574,352	4,511	12,300
	입원 I.P		197	1,650	2,687	328,223	292,327	128	1,411
	외래 O.P		5,020	12,432	23,080	405,493	282,025	4,482	10,889

주 : 수진기준 (한의분류 제외, 급여일수, 진료비와 급여비는 약국포함)

연령별 급여현황(총계) <계속>

Disease Categories by Age(Total) <Cont'd>

(단위 : 명, 일, 천원)

Unit : Person, Day, KRW 1,000

14세			15 ~ 19세				
급여일수 Reimbursed Days	진료비 Medical Expense	급여비 Benefit	진료실인원 Patients	내원일수 Visits	급여일수 Reimbursed Days	진료비 Medical Expense	급여비 Benefit
21,379	731,079	557,670	1,102	3,099	25,254	456,804	315,613
3,124	500,629	458,355	102	564	1,197	243,591	198,310
18,255	230,450	99,314	1,082	2,535	24,057	213,212	117,303
1,494	145,628	113,251	139	421	1,127	73,466	50,218
551	110,623	100,081	12	151	293	58,372	44,257
943	35,005	13,170	137	270	834	15,094	5,961
8,461	384,608	267,553	1,441	2,963	6,732	264,240	179,089
1,354	198,286	177,232	63	541	1,167	150,466	122,499
7,107	186,323	90,321	1,431	2,422	5,565	113,774	56,590
32,459	2,096,961	1,723,137	3,317	9,982	25,693	1,697,268	1,285,913
6,842	1,554,425	1,407,989	349	2,676	5,494	1,311,876	1,083,340
25,617	542,536	315,149	3,277	7,306	20,199	385,392	202,573
166,379	4,797,611	3,938,508	5,340	20,299	157,514	3,210,315	2,485,805
13,202	2,216,560	2,015,875	712	3,835	10,030	1,546,192	1,289,160
153,177	2,581,050	1,922,633	5,274	16,464	147,484	1,664,123	1,196,645
97,517	2,412,925	2,152,158	726	6,199	139,909	965,881	850,401
1,079	101,539	97,992	19	669	961	151,497	126,949
96,438	2,311,386	2,054,166	721	5,530	138,948	814,383	723,452
362,903	5,124,417	3,287,133	90,746	127,483	442,187	7,300,785	4,513,058
10,974	1,017,015	937,964	3,621	6,383	17,128	1,477,424	1,154,773
351,929	4,107,402	2,349,168	88,126	121,100	425,059	5,823,361	3,358,285
203,736	3,102,029	2,186,851	27,959	39,236	130,612	2,775,725	1,820,904
11,788	1,069,331	978,176	1,979	4,999	11,755	1,073,263	853,598
191,948	2,032,698	1,208,675	26,423	34,237	118,857	1,702,463	967,306
-	-	-	3	3	8	53	36
-	-	-	-	-	-	-	-
-	-	-	3	3	8	53	36
2,020,760	25,785,572	16,915,633	265,817	462,834	2,137,298	29,114,387	18,308,836
43,928	5,215,505	4,821,079	10,970	25,397	58,820	7,788,298	6,203,968
1,976,832	20,570,068	12,094,554	260,989	437,437	2,078,478	21,326,089	12,104,869
63,775	3,346,832	2,412,946	21,028	58,581	104,107	7,241,505	4,910,672
14,452	1,780,650	1,522,514	3,079	17,399	32,638	4,856,077	3,614,882
49,323	1,566,182	890,432	20,818	41,182	71,469	2,385,428	1,295,789
39,458	1,417,086	1,128,562	4,216	22,432	53,267	2,797,249	2,140,779
10,269	946,763	834,931	928	12,469	19,443	2,321,958	1,855,001
29,189	470,323	293,630	3,953	9,963	33,824	475,290	285,778
8,228	708,547	589,249	813	7,154	12,880	1,321,198	1,028,915
4,495	593,332	527,983	275	4,436	7,044	1,204,472	964,973
3,733	115,215	61,266	746	2,718	5,836	116,727	63,942
1,204,015	45,857,267	33,904,234	74,245	454,744	881,730	38,798,383	28,171,563
165,162	18,718,890	16,615,362	13,329	111,388	208,266	23,803,699	18,758,466
1,038,853	27,138,377	17,288,872	73,533	343,356	673,464	14,994,684	9,413,097
41	3,372	2,356	9	29	42	3,028	2,072
11	2,061	1,887	2	14	17	2,356	1,723
30	1,311	468	8	15	25	673	350
2,851,471	52,315,235	36,200,091	540,435	1,568,336	4,060,435	77,454,316	53,496,848
47,019	3,739,382	3,297,156	15,639	130,284	234,046	24,434,824	17,931,575
2,804,452	48,575,854	32,902,935	537,818	1,438,052	3,826,389	53,019,492	35,565,273
33,653	847,900	553,922	7,803	12,631	30,041	745,027	463,229
861	107,836	97,821	161	545	981	103,478	82,730
32,792	740,064	456,101	7,752	12,086	29,060	641,549	380,499
43,907	2,661,335	1,855,924	9,622	23,953	64,095	4,575,130	3,359,644
8,815	1,187,059	1,087,849	1,535	12,232	20,181	3,226,128	2,657,647
35,092	1,474,276	768,075	8,597	11,721	43,914	1,349,002	701,997
2,685	520,234	456,934	355	2,618	4,979	1,109,168	898,075
1,689	484,101	441,017	163	2,051	3,061	1,057,814	874,049
996	36,134	15,917	285	567	1,918	51,353	24,026
25,916	619,795	473,405	4,004	11,730	25,864	734,568	529,617
2,097	253,788	226,601	199	2,449	3,693	406,711	310,054
23,819	366,008	246,805	3,956	9,281	22,171	327,858	219,564

Note : Based on the Treatment Month (excluding herbal medicine,including pharmacy in Treatment Days Treatment Amount and Benefit Amount)

구 분 Division			20 ~ 24세					25세 ~	
			진료실인원 Patients	내원일수 Visits	급여일수 Reimbursed Days	진료비 Medical Expense	급여비 Benefit	진료실인원 Patients	내원일수 Visits
261	계	S.T	979	3,039	36,881	429,698	276,715	999	2,892
	입원	I.P	100	637	1,359	250,716	191,339	80	396
	외래	O.P	964	2,402	35,522	178,982	85,376	979	2,496
262	계	S.T	107	354	1,046	63,434	44,184	90	319
	입원	I.P	15	160	354	53,683	40,378	8	185
	외래	O.P	104	194	692	9,751	3,806	88	134
263	계	S.T	1,088	3,095	9,443	322,138	222,954	485	1,294
	입원	I.P	103	944	1,986	225,587	170,843	42	395
	외래	O.P	1,069	2,151	7,457	96,551	52,111	477	899
264	계	S.T	2,213	8,366	28,643	1,400,636	1,012,237	1,100	3,624
	입원	I.P	322	3,202	6,275	1,113,771	857,345	122	1,148
	외래	O.P	2,169	5,164	22,368	286,865	154,892	1,080	2,476
265	계	S.T	5,210	19,570	169,404	3,335,330	2,563,406	4,506	16,093
	입원	I.P	767	3,885	9,401	1,766,850	1,433,245	717	3,082
	외래	O.P	5,128	15,685	160,003	1,568,480	1,130,160	4,424	13,011
266	계	S.T	708	4,287	156,293	448,242	388,097	513	3,305
	입원	I.P	21	536	752	59,364	48,418	15	808
	외래	O.P	706	3,751	155,541	388,878	339,679	509	2,497
267	계	S.T	89,613	121,034	442,946	9,211,649	5,505,806	113,963	157,761
	입원	I.P	4,790	7,688	21,365	1,832,138	1,334,497	5,519	8,566
	외래	O.P	85,941	113,346	421,581	7,379,511	4,171,309	109,762	149,195
268	계	S.T	27,586	38,183	124,280	3,475,075	2,164,768	32,263	44,703
	입원	I.P	2,484	5,842	14,684	1,450,639	1,084,973	2,687	6,157
	외래	O.P	25,712	32,341	109,596	2,024,435	1,079,795	30,244	38,546
269	계	S.T	-	-	-	-	-	-	-
	입원	I.P	-	-	-	-	-	-	-
	외래	O.P	-	-	-	-	-	-	-
270	계	S.T	276,130	464,358	2,365,864	34,198,545	20,657,909	315,960	536,293
	입원	I.P	12,556	26,284	62,276	8,541,414	6,445,976	13,182	27,077
	외래	O.P	269,680	438,074	2,303,588	25,657,131	14,211,933	309,240	509,216
271	계	S.T	26,530	67,415	115,241	7,726,414	5,064,164	31,650	73,508
	입원	I.P	2,964	18,143	33,072	5,054,777	3,605,215	2,629	16,173
	외래	O.P	26,277	49,272	82,169	2,671,637	1,458,949	31,434	57,335
272	계	S.T	5,865	26,841	72,326	3,632,486	2,661,991	10,227	41,019
	입원	I.P	986	14,629	22,739	2,987,394	2,277,083	1,490	18,956
	외래	O.P	5,583	12,212	49,587	645,093	384,908	9,795	22,063
273	계	S.T	765	7,286	16,016	1,552,952	1,151,736	644	7,376
	입원	I.P	265	5,034	7,877	1,440,770	1,095,814	244	4,730
	외래	O.P	708	2,252	8,139	112,183	55,922	586	2,646
274	계	S.T	47,116	329,263	681,594	34,213,401	24,224,336	47,487	334,301
	입원	I.P	12,707	117,616	219,559	24,662,155	18,490,511	11,725	105,255
	외래	O.P	46,256	211,647	462,035	9,551,247	5,733,825	46,779	229,046
275	계	S.T	6	10	385	5,758	4,885	12	64
	입원	I.P	-	-	-	-	-	3	53
	외래	O.P	6	10	385	5,758	4,885	9	11
276	계	S.T	505,162	1,425,084	4,030,415	79,708,924	54,290,666	546,591	1,524,339
	입원	I.P	20,842	171,927	326,394	34,131,076	24,269,003	18,662	133,244
	외래	O.P	500,551	1,253,157	3,704,021	45,577,848	30,021,663	541,605	1,391,095
277	계	S.T	8,185	13,908	36,195	828,743	502,163	9,813	16,694
	입원	I.P	193	584	1,103	163,002	120,919	207	507
	외래	O.P	8,090	13,324	35,092	665,742	381,244	9,700	16,187
278	계	S.T	8,828	26,249	88,750	5,638,933	4,154,014	9,184	30,462
	입원	I.P	1,515	14,978	24,058	4,280,925	3,455,892	1,468	18,107
	외래	O.P	7,815	11,271	64,692	1,358,008	698,122	8,280	12,355
279	계	S.T	368	2,445	5,054	1,317,210	1,052,402	436	3,523
	입원	I.P	173	1,936	3,087	1,266,089	1,028,610	230	2,880
	외래	O.P	284	509	1,967	51,121	23,791	328	643
280	계	S.T	4,907	19,541	39,730	1,689,752	1,232,727	5,698	22,685
	입원	I.P	512	7,351	10,834	1,260,138	955,882	593	7,416
	외래	O.P	4,777	12,190	28,896	429,614	276,845	5,534	15,269

주 : 수진기준 (한의분류 제외, 급여일수, 진료비와 급여비는 약국포함)

연령별 급여현황(총계) <계속>

Disease Categories by Age(Total) <Cont'd>

(단위 : 명, 일, 천원)

Unit : Person, Day, KRW 1,000

29세			30 ~ 34세				
급여일수 Reimbursed Days	진료비 Medical Expense	급여비 Benefit	진료실인원 Patients	내원일수 Visits	급여일수 Reimbursed Days	진료비 Medical Expense	급여비 Benefit
49,704	395,519	243,775	1,215	3,527	60,150	513,060	323,963
906	162,902	124,812	123	490	1,701	207,861	158,920
48,798	232,617	118,962	1,173	3,037	58,449	305,199	165,043
1,369	66,437	48,806	82	216	2,075	25,995	17,149
358	58,702	45,406	8	76	188	16,824	12,766
1,011	7,735	3,400	77	140	1,887	9,171	4,383
5,272	141,576	97,358	320	854	3,779	95,614	66,314
810	89,902	66,867	30	262	592	66,661	49,737
4,462	51,674	30,491	312	592	3,187	28,953	16,577
16,092	609,169	447,168	622	1,951	10,758	285,430	203,648
2,405	458,934	357,288	65	562	1,097	202,838	156,545
13,687	150,235	89,880	611	1,389	9,661	82,592	47,103
129,175	2,726,621	2,092,219	3,802	14,523	94,353	2,582,342	2,056,312
7,641	1,258,594	989,023	606	3,746	7,399	1,260,279	1,029,953
121,534	1,468,027	1,103,197	3,717	10,777	86,954	1,322,064	1,026,359
117,102	366,343	318,067	372	1,514	78,748	157,969	134,012
877	98,813	84,912	2	7	101	2,359	1,866
116,225	267,531	233,154	372	1,507	78,647	155,610	132,146
594,817	11,978,088	7,300,809	116,482	164,622	640,851	12,761,244	7,901,371
23,554	1,993,129	1,461,802	5,334	8,522	22,820	2,017,932	1,481,533
571,263	9,984,959	5,839,007	112,456	156,100	618,031	10,743,311	6,419,839
149,206	3,848,729	2,368,506	34,068	48,778	168,254	4,093,859	2,572,527
15,690	1,491,647	1,119,416	2,717	6,674	16,484	1,616,098	1,213,474
133,516	2,357,082	1,249,090	32,062	42,104	151,770	2,477,761	1,359,053
-	-	-	1	1	1	11	7
-	-	-	-	-	-	-	-
-	-	-	1	1	1	11	7
2,882,970	38,533,584	23,258,103	316,080	551,703	3,353,536	40,973,059	24,785,459
65,903	8,151,230	6,119,574	13,329	27,618	69,874	8,237,373	6,179,607
2,817,067	30,382,354	17,138,528	309,466	524,085	3,283,662	32,735,686	18,605,851
125,507	7,704,457	5,050,747	31,737	69,213	118,804	6,432,783	4,210,934
30,383	4,756,850	3,384,061	2,082	12,232	23,190	3,655,982	2,575,129
95,124	2,947,608	1,666,686	31,539	56,981	95,614	2,776,801	1,635,805
125,882	4,458,245	3,202,800	13,588	55,527	175,598	5,419,265	3,892,515
30,073	3,311,546	2,501,557	1,940	24,656	38,989	3,882,506	2,940,668
95,809	1,146,699	701,243	13,036	30,871	136,609	1,536,758	951,847
15,446	1,320,083	988,141	664	7,483	17,171	1,352,512	1,024,981
7,623	1,212,481	933,278	255	4,513	7,359	1,228,078	957,918
7,823	107,601	54,863	605	2,970	9,812	124,435	67,063
713,741	33,177,175	23,365,172	45,706	336,490	735,527	33,075,632	23,305,836
195,727	22,904,556	17,159,731	11,292	107,165	196,795	22,986,052	17,194,210
518,014	10,272,619	6,205,440	44,997	229,325	538,732	10,089,580	6,111,626
119	37,735	32,250	11	51	323	4,975	3,142
67	37,174	31,966	1	8	15	2,765	1,953
52	561	284	10	43	308	2,210	1,189
4,382,946	75,468,845	51,313,522	495,417	1,420,841	4,195,631	67,783,938	46,233,689
250,605	25,367,641	18,063,123	17,199	116,404	218,280	21,260,173	15,181,526
4,132,341	50,101,204	33,250,398	490,050	1,304,437	3,977,351	46,523,765	31,052,163
42,713	937,473	565,872	9,663	16,829	45,488	977,596	603,970
1,180	155,721	115,024	191	607	1,191	203,340	149,836
41,533	781,751	450,848	9,568	16,222	44,297	774,256	454,134
104,406	5,657,767	4,131,179	8,491	28,915	114,564	5,538,343	4,105,725
27,934	4,245,364	3,387,675	1,335	16,947	26,274	4,167,845	3,375,313
76,472	1,412,403	743,504	7,679	11,968	88,290	1,370,498	730,413
6,824	1,844,700	1,464,570	449	3,355	8,607	1,727,646	1,390,671
4,356	1,786,298	1,437,603	221	2,638	4,104	1,657,163	1,356,360
2,468	58,402	26,967	354	717	4,503	70,483	34,310
48,190	1,944,319	1,410,555	5,369	21,626	45,942	1,857,997	1,345,784
11,360	1,393,153	1,054,774	606	7,220	11,099	1,342,958	1,015,289
36,830	551,166	355,781	5,214	14,406	34,843	515,039	330,495

Note : Based on the Treatment Month (excluding herbal medicine,including pharmacy in Treatment Days Treatment Amount and Benefit Amount)

구 분 Division			35 ~ 39세					40세 ~	
			진료실인원 Patients	내원일수 Visits	급여일수 Reimbursed Days	진료비 Medical Expense	급여비 Benefit	진료실인원 Patients	내원일수 Visits
261	계 S.T	1,541	4,578	115,208	646,246	398,407	1,487	4,791	
	입원 I.P	104	440	1,475	175,172	136,794	86	515	
	외래 O.P	1,506	4,138	113,733	471,074	261,613	1,462	4,276	
262	계 S.T	92	414	1,883	44,019	31,892	105	494	
	입원 I.P	5	124	184	31,087	25,330	19	218	
	외래 O.P	89	290	1,699	12,932	6,562	102	276	
263	계 S.T	299	729	3,029	75,397	52,457	254	818	
	입원 I.P	25	176	446	49,977	37,536	25	191	
	외래 O.P	293	553	2,583	25,420	14,921	252	627	
264	계 S.T	617	2,164	11,134	288,770	208,877	449	1,605	
	입원 I.P	67	735	1,521	206,929	160,288	43	324	
	외래 O.P	597	1,429	9,613	81,842	48,589	438	1,281	
265	계 S.T	3,989	13,551	100,843	2,336,738	1,831,266	3,302	11,092	
	입원 I.P	568	2,300	5,678	980,694	781,651	444	1,748	
	외래 O.P	3,917	11,251	95,165	1,356,043	1,049,615	3,244	9,344	
266	계 S.T	469	1,947	82,942	246,584	208,796	295	1,582	
	입원 I.P	17	136	304	71,361	60,024	4	368	
	외래 O.P	465	1,811	82,638	175,223	148,772	293	1,214	
267	계 S.T	131,422	189,364	834,063	15,231,661	9,284,438	119,140	173,276	
	입원 I.P	5,931	9,899	26,792	2,374,829	1,739,920	5,025	8,915	
	외래 O.P	126,956	179,465	807,271	12,856,832	7,544,518	115,367	164,361	
268	계 S.T	40,146	58,266	210,515	4,700,269	2,981,067	28,417	42,772	
	입원 I.P	2,831	7,229	17,392	1,822,282	1,374,885	1,884	5,777	
	외래 O.P	38,112	51,037	193,123	2,877,987	1,606,182	27,106	36,995	
269	계 S.T	8	8	25	967	629	4	6	
	입원 I.P	1	1	2	523	379	-	-	
	외래 O.P	7	7	23	443	251	4	6	
270	계 S.T	404,373	738,779	5,252,556	56,874,400	34,440,202	406,482	769,788	
	입원 I.P	18,022	39,590	103,498	11,877,073	8,921,162	18,991	44,928	
	외래 O.P	395,746	699,189	5,149,058	44,997,327	25,519,039	397,764	724,860	
271	계 S.T	42,894	92,209	156,745	7,705,310	5,069,480	45,213	97,106	
	입원 I.P	2,247	13,862	26,250	4,042,541	2,840,674	1,863	12,123	
	외래 O.P	42,658	78,347	130,495	3,662,769	2,228,806	45,001	84,983	
272	계 S.T	21,415	92,470	298,070	8,534,498	6,088,442	23,923	111,427	
	입원 I.P	3,216	42,213	64,461	6,027,978	4,525,484	3,805	51,167	
	외래 O.P	20,505	50,257	233,609	2,506,520	1,562,957	22,853	60,260	
273	계 S.T	949	13,525	28,448	2,532,773	1,895,770	1,043	13,682	
	입원 I.P	433	9,697	14,911	2,365,993	1,807,510	442	9,668	
	외래 O.P	862	3,828	13,537	166,780	88,260	948	4,014	
274	계 S.T	58,906	456,088	1,025,286	44,569,955	31,477,165	56,309	464,448	
	입원 I.P	14,900	151,086	269,412	31,324,830	23,410,911	14,522	158,512	
	외래 O.P	57,906	305,002	755,874	13,245,125	8,066,254	55,244	305,936	
275	계 S.T	15	58	141	7,716	5,325	12	87	
	입원 I.P	4	33	70	6,184	4,508	3	72	
	외래 O.P	11	25	71	1,532	818	9	15	
276	계 S.T	608,852	1,798,651	5,551,673	82,288,478	56,444,431	575,993	1,804,012	
	입원 I.P	21,169	145,037	263,287	23,663,518	17,094,052	18,795	136,929	
	외래 O.P	601,567	1,653,614	5,288,386	58,624,960	39,350,380	569,571	1,667,083	
277	계 S.T	11,722	20,856	56,105	1,129,958	692,978	10,090	18,288	
	입원 I.P	236	644	1,417	181,613	133,566	238	807	
	외래 O.P	11,616	20,212	54,688	948,345	559,411	9,981	17,481	
278	계 S.T	10,008	36,349	150,881	7,708,264	5,778,907	9,749	42,689	
	입원 I.P	1,816	22,301	35,585	6,073,513	4,900,900	2,034	29,335	
	외래 O.P	8,896	14,048	115,296	1,634,750	878,007	8,505	13,354	
279	계 S.T	603	4,037	10,748	1,851,880	1,468,736	613	4,371	
	입원 I.P	294	3,054	4,985	1,758,102	1,418,328	287	3,415	
	외래 O.P	460	983	5,763	93,778	50,407	478	956	
280	계 S.T	6,884	31,922	68,354	2,794,551	2,032,425	6,302	33,142	
	입원 I.P	894	11,240	17,270	2,074,851	1,570,783	949	12,836	
	외래 O.P	6,659	20,682	51,084	719,700	461,641	6,066	20,306	

주 : 수진기준 (한의학분류 제외, 급여일수, 진료비와 급여비는 약국포함)

연령별 급여현황(총계) <계속>

Disease Categories by Age(Total) <Cont'd>

(단위 : 명, 일, 천원)

Unit : Person, Day, KRW 1,000

44세			45세 ~ 49세				
급여일수 Reimbursed Days	진료비 Medical Expense	급여비 Benefit	진료실인원 Patients	내원일수 Visits	급여일수 Reimbursed Days	진료비 Medical Expense	급여비 Benefit
149,876	782,086	497,048	1,732	6,150	183,922	947,336	589,616
1,426	258,543	206,611	81	699	1,314	263,850	201,973
148,450	523,543	290,437	1,707	5,451	182,608	683,486	387,643
2,392	95,693	68,775	107	327	4,104	71,912	51,331
574	81,746	62,302	12	106	311	55,459	42,089
1,818	13,947	6,473	103	221	3,793	16,453	9,241
4,405	96,960	68,334	284	741	5,464	77,663	52,835
473	63,666	49,487	18	191	365	46,712	34,959
3,932	33,294	18,847	276	550	5,099	30,950	17,876
12,245	161,552	113,023	445	1,443	11,531	180,874	133,635
673	84,749	62,963	39	476	984	104,872	80,063
11,572	76,803	50,060	437	967	10,547	76,002	53,572
87,432	1,833,330	1,407,740	3,423	12,125	89,188	2,104,255	1,638,462
4,559	767,828	599,436	434	2,597	5,349	881,798	694,994
82,873	1,065,502	808,305	3,356	9,528	83,839	1,222,457	943,468
54,874	149,541	126,126	183	1,711	39,774	144,561	120,121
386	28,445	21,010	7	888	946	62,532	47,945
54,488	121,095	105,116	178	823	38,828	82,029	72,176
855,555	14,053,825	8,480,531	129,101	193,072	1,083,323	15,947,868	9,596,743
24,487	2,172,253	1,589,515	5,587	10,177	28,434	2,536,078	1,863,281
831,068	11,881,572	6,891,016	124,908	182,895	1,054,889	13,411,791	7,733,463
170,938	3,640,463	2,368,141	26,558	40,480	165,166	3,665,356	2,437,235
13,654	1,534,387	1,159,676	1,828	5,871	13,736	1,638,974	1,235,784
157,284	2,106,076	1,208,464	25,299	34,609	151,430	2,026,382	1,201,451
11	96	67	4	5	50	808	584
-	-	-	1	1	1	504	404
11	96	67	3	4	49	304	180
6,520,134	61,116,317	37,102,834	490,053	970,787	9,483,624	81,630,535	49,837,283
118,080	13,347,412	10,045,514	25,946	68,453	177,759	19,570,643	14,723,374
6,402,054	47,768,904	27,057,321	478,119	902,334	9,305,865	62,059,892	35,113,909
165,449	7,349,911	4,878,107	60,866	128,949	222,858	8,800,620	5,881,764
22,586	3,569,233	2,514,242	2,007	13,639	25,295	3,866,522	2,741,535
142,863	3,780,678	2,363,865	60,611	115,310	197,563	4,934,098	3,140,229
372,486	10,263,880	7,331,837	31,535	161,909	538,047	14,940,385	10,701,931
79,578	7,330,530	5,487,991	5,818	79,847	122,236	10,925,295	8,160,116
292,908	2,933,350	1,843,846	29,853	82,062	415,811	4,015,090	2,541,815
35,474	2,461,913	1,818,587	1,507	21,257	56,823	3,794,644	2,826,171
14,996	2,265,586	1,714,647	663	15,182	23,937	3,504,110	2,665,106
20,478	196,327	103,940	1,363	6,075	32,886	290,534	161,065
1,077,033	44,906,391	31,858,184	68,694	609,050	1,461,871	60,107,432	42,846,357
274,850	32,039,765	23,979,950	18,961	219,396	374,266	44,000,484	32,954,782
802,183	12,866,626	7,878,235	67,161	389,654	1,087,605	16,106,947	9,891,576
124	14,841	10,571	20	119	199	20,581	14,659
86	13,760	10,018	5	100	121	18,807	13,575
38	1,081	553	16	19	78	1,774	1,084
5,852,608	79,696,647	54,843,189	666,213	2,189,885	7,384,865	94,966,699	65,617,675
246,476	22,008,459	15,912,982	21,919	168,040	299,060	26,035,732	18,902,635
5,606,132	57,688,188	38,930,207	658,659	2,021,845	7,085,805	68,930,967	46,715,040
50,678	1,059,878	662,166	11,882	22,117	62,869	1,373,646	877,804
1,617	238,528	176,747	303	1,139	2,371	387,366	290,230
49,061	821,349	485,420	11,762	20,978	60,498	986,279	587,574
175,298	8,746,092	6,622,045	13,013	65,508	277,235	14,487,189	11,196,601
44,158	7,151,405	5,757,329	2,983	46,403	70,749	12,227,031	9,956,138
131,140	1,594,687	864,716	11,294	19,105	206,486	2,260,158	1,240,463
13,095	1,738,627	1,366,323	897	7,482	18,969	3,353,238	2,650,777
5,384	1,617,104	1,296,865	487	5,953	9,371	3,216,314	2,580,119
7,711	121,523	69,458	681	1,529	9,598	136,924	70,658
69,573	3,157,278	2,324,100	7,779	46,443	98,598	4,557,582	3,336,713
18,997	2,467,642	1,881,770	1,363	19,081	28,503	3,628,814	2,744,316
50,576	689,636	442,329	7,458	27,362	70,095	928,768	592,397

Note : Based on the Treatment Month (excluding herbal medicine,including pharmacy in Treatment Days Treatment Amount and Benefit Amount)

구 분 Division			50 ~ 54세					55세 ~	
			진료실인원 Patients	내원일수 Visits	급여일수 Reimbursed Days	진료비 Medical Expense	급여비 Benefit	진료실인원 Patients	내원일수 Visits
261	계 S.T		1,837	6,799	186,829	1,145,972	753,771	2,145	7,536
	입원 I.P		105	875	1,806	377,867	300,140	107	1,021
	외래 O.P		1,815	5,924	185,023	768,104	453,630	2,116	6,515
262	계 S.T		141	399	3,805	79,825	57,540	165	798
	입원 I.P		8	131	313	60,453	47,020	23	446
	외래 O.P		139	268	3,492	19,372	10,520	158	352
263	계 S.T		263	811	5,287	85,258	58,684	320	1,184
	입원 I.P		20	198	412	54,801	41,267	35	514
	외래 O.P		259	613	4,875	30,457	17,417	311	670
264	계 S.T		451	1,386	12,661	185,685	130,052	533	1,501
	입원 I.P		50	420	831	118,978	90,457	46	408
	외래 O.P		440	966	11,830	66,707	39,596	523	1,093
265	계 S.T		3,154	10,204	79,131	1,668,090	1,263,398	3,095	10,338
	입원 I.P		344	1,955	4,198	704,434	547,994	287	2,397
	외래 O.P		3,101	8,249	74,933	963,657	715,404	3,052	7,941
266	계 S.T		75	552	11,197	144,347	123,134	43	567
	입원 I.P		3	283	283	104,425	88,622	2	301
	외래 O.P		73	269	10,914	39,921	34,512	41	266
267	계 S.T		137,361	207,789	1,279,674	17,700,264	10,682,541	147,890	231,762
	입원 I.P		5,580	11,142	31,354	2,776,470	2,058,794	5,806	11,739
	외래 O.P		133,195	196,647	1,248,320	14,923,794	8,623,747	143,591	220,023
268	계 S.T		24,906	39,178	168,521	3,731,259	2,514,375	27,494	45,608
	입원 I.P		1,939	6,719	15,101	1,795,072	1,355,854	2,403	9,006
	외래 O.P		23,494	32,459	153,420	1,936,187	1,158,521	25,758	36,602
269	계 S.T		20	26	62	1,257	781	32	38
	입원 I.P		1	2	9	336	262	1	1
	외래 O.P		19	24	53	921	519	31	37
270	계 S.T		551,010	1,141,873	12,364,703	101,322,165	62,229,961	648,085	1,416,634
	입원 I.P		31,646	89,181	232,777	25,864,550	19,525,094	39,465	116,101
	외래 O.P		536,891	1,052,692	12,131,926	75,457,615	42,704,866	631,486	1,300,533
271	계 S.T		66,262	138,788	245,648	9,202,541	6,181,517	80,310	163,535
	입원 I.P		1,927	13,948	24,949	4,025,093	2,850,429	1,839	13,835
	외래 O.P		65,900	124,840	220,699	5,177,448	3,331,088	79,951	149,700
272	계 S.T		38,360	234,986	793,513	22,326,751	16,027,857	50,611	359,609
	입원 I.P		8,763	129,283	198,558	17,146,299	12,761,941	13,446	211,324
	외래 O.P		35,865	105,703	594,955	5,180,452	3,265,917	47,079	148,285
273	계 S.T		2,363	35,114	104,536	6,389,138	4,762,801	3,544	59,697
	입원 I.P		1,096	25,769	40,020	5,907,009	4,485,128	1,672	44,798
	외래 O.P		2,136	9,345	64,516	482,129	277,673	3,139	14,899
274	계 S.T		86,518	834,558	2,105,856	81,519,424	58,314,748	110,509	1,148,696
	입원 I.P		25,258	318,606	529,073	60,442,330	45,278,873	34,553	453,499
	외래 O.P		84,457	515,952	1,576,783	21,077,094	13,035,875	107,567	695,197
275	계 S.T		16	24	207	3,312	2,188	26	126
	입원 I.P		1	7	7	1,821	1,278	7	90
	외래 O.P		15	17	200	1,491	909	20	36
276	계 S.T		658,275	2,250,576	7,994,476	98,102,113	68,077,495	676,493	2,383,502
	입원 I.P		24,362	200,112	345,249	27,769,746	20,339,103	27,425	240,229
	외래 O.P		649,333	2,050,464	7,649,227	70,332,367	47,738,391	665,653	2,143,273
277	계 S.T		12,784	24,443	73,706	1,602,416	1,030,610	14,449	27,761
	입원 I.P		350	1,483	2,991	506,485	380,494	426	1,642
	외래 O.P		12,647	22,960	70,715	1,095,931	650,116	14,284	26,119
278	계 S.T		15,741	85,428	405,540	17,777,840	13,706,469	20,137	128,596
	입원 I.P		3,889	61,831	93,788	14,961,389	12,134,289	5,236	96,049
	외래 O.P		13,515	23,597	311,752	2,816,452	1,572,180	17,163	32,547
279	계 S.T		1,051	8,671	24,652	3,533,089	2,772,685	1,234	10,611
	입원 I.P		581	7,031	11,318	3,378,030	2,692,404	675	8,718
	외래 O.P		775	1,640	13,334	155,059	80,281	897	1,893
280	계 S.T		8,660	56,777	123,731	5,706,766	4,193,882	9,576	67,158
	입원 I.P		1,724	24,775	37,074	4,640,417	3,513,795	2,092	30,428
	외래 O.P		8,243	32,002	86,657	1,066,349	680,088	9,135	36,730

주 : 수진기준 (한의분류 제외, 급여일수, 진료비와 급여비는 약국포함)

연령별 급여현황(총계) <계속>

Disease Categories by Age(Total) <Cont'd>

(단위 : 명, 일, 천원)

Unit : Person, Day, KRW 1,000

59세			60 ~ 64세				
급여일수 Reimbursed Days	진료비 Medical Expense	급여비 Benefit	진료실인원 Patients	내원일수 Visits	급여일수 Reimbursed Days	진료비 Medical Expense	급여비 Benefit
203,243	1,285,338	841,738	2,074	6,725	170,290	1,109,709	719,852
1,853	411,115	324,315	108	861	1,778	333,475	269,890
201,390	874,223	517,423	2,048	5,864	168,512	776,234	449,963
6,241	128,185	89,692	179	647	7,321	115,994	83,192
772	103,250	76,868	12	208	426	81,809	62,719
5,469	24,935	12,824	175	439	6,895	34,185	20,473
7,076	160,911	115,735	267	854	6,833	110,306	77,298
947	123,622	94,377	25	260	611	75,226	57,496
6,129	37,289	21,358	262	594	6,222	35,080	19,802
17,874	198,437	143,474	385	1,126	13,293	182,426	129,629
954	116,431	90,200	40	315	779	116,483	87,668
16,920	82,006	53,274	373	811	12,514	65,943	41,961
82,028	1,578,334	1,183,335	2,529	7,930	62,085	1,059,236	768,708
4,573	819,468	651,674	201	1,529	2,851	447,498	345,082
77,455	758,866	531,661	2,494	6,401	59,234	611,739	423,626
7,488	59,292	46,924	22	475	5,114	44,371	34,395
346	31,013	22,008	2	383	383	28,285	20,838
7,142	28,279	24,916	20	92	4,731	16,087	13,557
1,632,174	20,305,122	12,144,673	131,870	211,953	1,572,930	18,605,332	11,108,641
33,519	2,991,173	2,224,607	4,968	10,883	30,577	2,767,532	2,062,588
1,598,655	17,313,949	9,920,066	128,276	201,070	1,542,353	15,837,799	9,046,053
198,807	4,615,250	3,149,361	24,168	43,442	200,615	4,971,704	3,435,342
19,573	2,335,258	1,765,459	2,444	10,141	21,624	2,802,979	2,137,181
179,234	2,279,992	1,383,901	22,416	33,301	178,991	2,168,726	1,298,161
117	1,986	1,299	72	141	838	7,836	5,561
1	609	447	4	37	45	4,336	3,189
116	1,377	852	68	104	793	3,500	2,372
17,599,368	130,319,493	79,754,863	613,701	1,415,050	19,124,242	135,109,970	83,212,516
305,769	33,261,195	25,102,650	36,831	124,878	305,665	35,186,146	26,729,405
17,293,599	97,058,298	54,652,214	598,544	1,290,172	18,818,577	99,923,824	56,483,111
297,684	9,881,858	6,682,761	75,314	149,846	272,920	8,726,064	5,927,712
24,715	3,925,032	2,805,350	1,503	11,725	20,983	3,390,167	2,439,982
272,969	5,956,826	3,877,410	74,974	138,121	251,937	5,335,897	3,487,730
1,338,601	35,466,338	25,488,254	51,590	406,459	1,738,066	40,793,418	29,279,175
329,237	27,797,242	20,654,960	14,943	242,640	384,907	31,805,368	23,602,213
1,009,364	7,669,096	4,833,295	47,809	163,819	1,353,159	8,988,050	5,676,963
200,264	10,418,506	7,827,319	4,595	82,684	293,225	15,166,993	11,373,413
68,373	9,671,357	7,403,795	2,222	65,057	97,973	14,162,515	10,792,627
131,891	747,148	423,524	4,072	17,627	195,252	1,004,478	580,785
3,074,297	111,919,703	80,214,312	94,604	1,021,753	2,939,232	102,688,548	73,765,553
749,952	83,661,970	62,715,378	30,400	410,511	678,823	77,528,783	58,166,370
2,324,345	28,257,733	17,498,934	92,001	611,242	2,260,409	25,159,765	15,599,183
578	29,389	20,870	27	87	1,062	5,173	2,738
155	26,992	19,502	-	-	-	-	-
423	2,397	1,368	27	87	1,062	5,173	2,738
8,943,618	105,298,698	73,381,939	541,388	1,968,927	7,719,380	85,380,498	59,601,041
399,908	30,961,475	22,890,719	21,132	197,640	322,567	24,110,164	17,883,882
8,543,710	74,337,223	50,491,220	532,799	1,771,287	7,396,813	61,270,335	41,717,159
83,216	1,796,632	1,151,322	12,095	25,022	80,895	1,674,975	1,095,976
3,381	551,925	415,114	325	1,623	3,106	579,176	437,845
79,835	1,244,707	736,208	11,980	23,399	77,789	1,095,799	658,131
665,952	28,532,756	22,412,714	19,679	159,780	833,240	33,718,897	26,455,648
142,115	24,620,496	20,183,280	5,420	125,038	176,038	29,519,590	24,022,704
523,837	3,912,259	2,229,435	16,710	34,472	657,202	4,199,307	2,432,944
32,613	4,100,329	3,196,099	1,132	10,370	32,966	4,124,188	3,247,070
13,605	3,912,490	3,099,284	630	8,599	13,238	3,947,382	3,152,846
19,008	187,839	96,815	833	1,771	19,728	176,807	94,224
154,890	6,973,394	5,134,359	7,652	54,128	125,642	5,609,580	4,123,474
45,291	5,730,146	4,341,410	1,744	24,742	36,481	4,609,423	3,487,142
109,599	1,243,248	792,948	7,257	29,386	89,161	1,000,157	636,332

Note : Based on the Treatment Month (excluding herbal medicine,including pharmacy in Treatment Days Treatment Amount and Benefit Amount)

구 분 Division			65 ~ 69세					70세 ~	
			진료실인원 Patients	내원일수 Visits	급여일수 Reimbursed Days	진료비 Medical Expense	급여비 Benefit	진료실인원 Patients	내원일수 Visits
261	계 S.T	1,602	5,159	124,852	890,769	608,101	1,271	4,087	
	입원 I.P	84	851	1,746	328,301	267,075	63	755	
	외래 O.P	1,582	4,308	123,106	562,468	341,026	1,248	3,332	
262	계 S.T	135	508	8,256	84,530	61,795	71	506	
	입원 I.P	9	201	350	55,460	43,206	6	336	
	외래 O.P	132	307	7,906	29,070	18,589	69	170	
263	계 S.T	180	635	4,290	66,118	44,800	131	342	
	입원 I.P	14	230	371	44,614	33,223	11	75	
	외래 O.P	173	405	3,919	21,504	11,577	129	267	
264	계 S.T	297	1,303	17,083	189,835	139,329	251	844	
	입원 I.P	13	517	622	120,359	92,562	15	152	
	외래 O.P	293	786	16,461	69,476	46,767	244	692	
265	계 S.T	1,720	5,313	43,348	598,347	404,421	1,299	3,550	
	입원 I.P	118	784	1,717	266,511	201,850	66	509	
	외래 O.P	1,698	4,529	41,631	331,837	202,571	1,281	3,041	
266	계 S.T	8	25	2,458	6,249	4,726	4	25	
	입원 I.P	-	-	-	-	-	-	-	
	외래 O.P	8	25	2,458	6,249	4,726	4	25	
267	계 S.T	93,328	156,980	1,221,874	13,365,055	8,163,293	76,031	135,347	
	입원 I.P	3,494	7,634	21,894	2,006,593	1,504,867	2,990	7,739	
	외래 O.P	90,830	149,346	1,199,980	11,358,462	6,658,426	73,948	127,608	
268	계 S.T	17,566	33,764	157,527	4,382,548	3,121,253	14,479	30,605	
	입원 I.P	2,127	9,119	18,979	2,577,040	1,975,005	2,312	10,473	
	외래 O.P	16,038	24,645	138,548	1,805,508	1,146,247	12,805	20,132	
269	계 S.T	149	241	1,250	10,375	7,535	343	749	
	입원 I.P	6	36	48	3,972	2,968	27	280	
	외래 O.P	144	205	1,202	6,403	4,567	317	469	
270	계 S.T	478,300	1,171,899	16,865,338	112,484,331	70,759,258	417,613	1,112,869	
	입원 I.P	28,714	107,034	245,758	29,979,469	22,895,895	26,689	119,831	
	외래 O.P	466,706	1,064,865	16,619,580	82,504,862	47,863,363	406,816	993,038	
271	계 S.T	55,651	107,897	200,007	5,914,964	4,140,155	45,519	86,353	
	입원 I.P	984	8,953	14,825	2,257,399	1,628,401	742	6,565	
	외래 O.P	55,394	98,944	185,182	3,657,565	2,511,754	45,284	79,788	
272	계 S.T	47,184	415,976	2,043,584	44,481,379	32,208,310	50,837	503,575	
	입원 I.P	14,834	251,590	411,090	34,608,210	25,812,439	17,603	318,960	
	외래 O.P	43,653	164,386	1,632,494	9,873,170	6,395,870	46,662	184,615	
273	계 S.T	5,578	109,928	406,773	21,055,831	15,821,122	8,335	195,740	
	입원 I.P	2,842	89,964	134,474	19,832,768	15,115,282	4,557	168,289	
	외래 O.P	4,838	19,964	272,299	1,223,063	705,841	7,005	27,451	
274	계 S.T	65,454	746,861	2,259,465	76,074,858	55,350,198	51,622	596,898	
	입원 I.P	21,466	305,283	499,071	57,790,681	43,459,151	16,450	245,782	
	외래 O.P	63,608	441,578	1,760,394	18,284,177	11,891,046	50,103	351,116	
275	계 S.T	20	269	498	47,179	33,198	28	290	
	입원 I.P	4	233	269	43,599	31,407	5	240	
	외래 O.P	18	36	229	3,580	1,791	23	50	
276	계 S.T	359,765	1,445,043	5,518,515	57,458,835	42,979,160	262,211	1,089,465	
	입원 I.P	12,070	119,375	192,699	14,527,698	10,857,116	7,221	70,518	
	외래 O.P	354,606	1,325,668	5,325,816	42,931,137	32,122,044	259,005	1,018,947	
277	계 S.T	7,847	16,639	53,300	1,078,785	737,912	5,165	11,413	
	입원 I.P	210	1,015	1,962	369,373	278,084	161	736	
	외래 O.P	7,789	15,624	51,338	709,412	459,828	5,116	10,677	
278	계 S.T	15,988	148,062	827,035	32,943,988	26,201,876	15,418	181,599	
	입원 I.P	4,549	118,087	163,543	29,212,362	24,000,747	4,898	151,684	
	외래 O.P	13,603	29,975	663,492	3,731,626	2,201,129	12,996	29,915	
279	계 S.T	965	8,710	26,501	3,174,080	2,470,425	756	7,329	
	입원 I.P	524	7,175	11,218	3,024,725	2,390,755	410	6,125	
	외래 O.P	706	1,535	15,283	149,355	79,670	536	1,204	
280	계 S.T	4,719	33,722	80,083	3,404,464	2,537,186	3,276	24,362	
	입원 I.P	1,019	15,158	22,365	2,788,505	2,117,757	627	10,922	
	외래 O.P	4,513	18,564	57,718	615,959	419,428	3,126	13,440	

주 : 수진기준 (한의분류 제외, 급여일수, 진료비와 급여비는 약국포함)

연령별 급여현황(총계) <계속>

Disease Categories by Age(Total) <Cont'd>

(단위 : 명, 일, 천원)

Unit : Person, Day, KRW 1,000

74세			75세이상				
급여일수 Reimbursed Days	진료비 Medical Expense	급여비 Benefit	진료실인원 Patients	내원일수 Visits	급여일수 Reimbursed Days	진료비 Medical Expense	급여비 Benefit
80,786	599,205	393,623	1,505	5,973	104,851	812,497	550,887
1,112	213,982	168,475	102	2,258	2,953	374,335	294,837
79,674	385,223	225,148	1,447	3,715	101,898	438,163	256,050
2,896	52,005	37,163	131	555	6,689	92,094	66,428
458	39,433	29,711	15	270	604	66,694	50,942
2,438	12,572	7,452	125	285	6,085	25,400	15,486
5,218	47,489	32,084	107	629	3,397	42,127	26,035
221	30,231	22,690	5	436	457	31,685	20,168
4,997	17,258	9,394	104	193	2,940	10,443	5,866
13,611	123,232	89,390	272	915	13,577	124,375	94,153
254	63,883	50,468	20	196	365	59,978	48,976
13,357	59,349	38,922	267	719	13,212	64,397	45,177
28,992	375,809	252,487	1,685	5,310	44,176	464,313	310,068
949	155,999	119,010	68	1,217	1,695	180,446	134,908
28,043	219,810	133,476	1,658	4,093	42,481	283,867	175,161
279	1,981	1,490	3	3	515	1,934	1,175
-	-	-	-	-	-	-	-
279	1,981	1,490	3	3	515	1,934	1,175
1,066,388	11,216,737	6,926,799	128,001	248,656	2,092,893	21,679,456	13,922,470
20,573	1,912,146	1,433,862	7,815	26,062	60,749	5,895,084	4,442,370
1,045,815	9,304,591	5,492,937	122,573	222,594	2,032,144	15,784,372	9,480,100
137,775	4,319,040	3,078,607	33,129	91,049	354,041	14,552,214	10,420,345
20,978	2,880,881	2,197,587	7,739	50,036	85,361	11,043,207	8,373,074
116,797	1,438,158	881,019	26,970	41,013	268,680	3,509,007	2,047,272
4,473	47,497	34,162	2,392	21,196	59,329	1,661,351	1,227,340
404	29,467	21,952	411	17,688	18,964	1,459,188	1,083,872
4,069	18,031	12,210	1,996	3,508	40,365	202,163	143,468
16,157,481	106,603,117	68,019,078	774,377	2,459,893	32,464,396	253,944,867	172,014,574
246,473	31,190,078	23,958,747	71,200	556,799	881,749	109,054,514	83,626,263
15,911,008	75,413,039	44,060,331	740,451	1,903,094	31,582,647	144,890,353	88,388,311
166,407	4,546,092	3,215,147	63,347	122,254	253,381	7,413,101	5,217,128
11,093	1,706,686	1,240,584	1,561	15,764	25,474	3,509,335	2,547,290
155,314	2,839,406	1,974,563	62,617	106,490	227,907	3,903,766	2,669,838
2,596,973	57,307,102	41,629,534	163,849	2,079,650	9,533,947	250,760,603	183,249,048
528,760	45,322,520	33,878,341	72,939	1,580,568	2,481,051	213,065,523	158,936,581
2,068,213	11,984,582	7,751,193	139,789	499,082	7,052,896	37,695,079	24,312,467
666,695	36,213,135	27,259,994	54,101	1,872,380	4,673,543	310,049,102	233,434,022
244,117	34,409,720	26,195,564	35,238	1,751,832	2,314,835	300,409,333	227,660,645
422,578	1,803,415	1,064,430	38,643	120,548	2,358,708	9,639,770	5,773,377
1,892,275	63,869,605	46,735,957	91,516	1,101,029	3,493,794	129,642,433	95,111,938
401,099	48,997,889	36,963,155	30,129	571,033	866,303	104,458,860	78,644,431
1,491,176	14,871,716	9,772,802	86,976	529,996	2,627,491	25,183,573	16,467,507
953	27,468	19,695	84	647	4,430	98,058	70,292
268	23,994	17,716	27	431	803	78,388	59,019
685	3,474	1,979	62	216	3,627	19,671	11,273
4,221,375	40,916,052	31,041,485	393,432	1,575,094	6,490,236	60,796,939	46,267,532
114,962	8,833,814	6,656,664	11,843	118,731	191,776	14,531,718	10,947,443
4,106,413	32,082,238	24,384,821	387,207	1,456,363	6,298,460	46,265,221	35,320,089
37,840	742,359	514,082	6,782	14,907	51,477	970,267	676,039
1,532	265,460	200,119	189	899	1,873	329,320	245,350
36,308	476,899	313,963	6,705	14,008	49,604	640,947	430,690
931,118	37,888,186	30,027,785	39,200	544,854	2,471,478	110,428,003	87,738,913
204,212	34,034,841	27,747,879	14,148	472,816	620,278	100,317,123	81,628,261
726,906	3,853,345	2,279,906	31,321	72,038	1,851,200	10,110,880	6,110,653
24,081	3,039,610	2,414,799	1,740	18,722	53,913	6,328,405	4,942,926
9,320	2,917,372	2,350,588	1,032	16,497	24,497	6,093,178	4,814,534
14,761	122,238	64,211	1,099	2,225	29,416	235,228	128,392
55,772	2,291,400	1,702,080	4,766	29,051	79,903	2,659,213	1,990,453
15,702	1,865,341	1,407,299	723	11,579	17,083	2,071,204	1,567,600
40,070	426,060	294,781	4,557	17,472	62,820	588,008	422,852

Note : Based on the Treatment Month (excluding herbal medicine,including pharmacy in Treatment Days Treatment Amount and Benefit Amount)

구 분 Division			총 계 G.T					0세	
			진료실인원 Patients	내원일수 Visits	급여일수 Reimbursed Days	진료비 Medical Expense	급여비 Benefit	진료실인원 Patients	내원일수 Visits
281	계 S.T		4,847,258	14,599,058	41,057,278	803,512,333	546,254,783	13,146	18,144
	입원 I.P		184,462	1,510,731	2,645,040	290,063,033	221,661,945	295	400
	외래 O.P		4,800,824	13,088,327	38,412,238	513,449,299	324,592,837	12,942	17,744
282	계 S.T		862,369	1,198,434	2,899,383	60,508,518	41,524,563	1,879	2,716
	입원 I.P		6,279	17,370	35,216	5,734,551	4,525,247	67	106
	외래 O.P		858,519	1,181,064	2,864,167	54,773,967	36,999,317	1,834	2,610
283	계 S.T		602,977	2,570,654	4,965,098	190,990,350	140,976,820	2,389	11,041
	입원 I.P		26,244	317,298	423,652	80,751,081	66,692,035	265	1,422
	외래 O.P		599,154	2,253,356	4,541,446	110,239,270	74,284,785	2,368	9,619
284	계 S.T		15,729	47,621	137,373	16,491,401	12,689,661	93	138
	입원 I.P		10,836	39,292	63,835	15,434,605	12,111,812	26	38
	외래 O.P		5,759	8,329	73,538	1,056,796	577,850	68	100
285	계 S.T		98,159	174,478	517,712	29,873,706	22,322,954	192	268
	입원 I.P		13,960	67,969	109,054	24,628,030	19,237,218	50	89
	외래 O.P		86,929	106,509	408,658	5,245,676	3,085,736	150	179
286	계 S.T		2,272	4,947	11,396	594,837	303,508	5	7
	입원 I.P		306	340	1,054	106,903	85,671	1	1
	외래 O.P		2,100	4,607	10,342	487,933	217,837	4	6
287	계 S.T		225,201	395,753	2,655,628	32,322,742	22,106,618	1,111	1,984
	입원 I.P		20,673	55,046	120,734	14,498,573	11,462,008	67	194
	외래 O.P		209,359	340,707	2,534,894	17,824,170	10,644,610	1,068	1,790
288	계 S.T		445,631	963,503	2,673,025	147,842,986	116,601,555	697	1,162
	입원 I.P		27,233	347,082	597,449	117,391,589	95,128,257	175	451
	외래 O.P		428,074	616,421	2,075,576	30,451,397	21,473,298	543	711
289	계 S.T		19,887	140,821	543,277	8,750,835	6,470,378	3	14
	입원 I.P		1,228	64,135	71,598	6,122,045	4,591,982	1	11
	외래 O.P		19,072	76,686	471,679	2,628,790	1,878,396	2	3
290	계 S.T		593,525	909,495	9,043,068	71,177,271	44,089,647	17,283	27,258
	입원 I.P		13,145	45,102	147,927	16,766,537	13,362,760	959	4,424
	외래 O.P		583,476	864,393	8,895,141	54,410,734	30,726,887	16,722	22,834
291	계 S.T		108	337	7,276	236,433	205,833	-	-
	입원 I.P		7	60	159	40,017	34,326	-	-
	외래 O.P		105	277	7,117	196,416	171,507	-	-
292	계 S.T		792,201	1,060,857	2,503,078	78,826,123	66,018,176	2,382	3,683
	입원 I.P		344	1,633	3,208	176,687	155,367	14	138
	외래 O.P		791,899	1,059,224	2,499,870	78,649,435	65,862,810	2,376	3,545
293	계 S.T		43,732	50,980	146,375	2,075,977	1,383,688	-	-
	입원 I.P		266	407	1,476	150,373	116,665	-	-
	외래 O.P		43,572	50,573	144,899	1,925,603	1,267,023	-	-
294	계 S.T		585,671	4,355,341	8,678,183	373,693,685	310,774,250	14	61
	입원 I.P		7,132	37,779	54,993	7,271,414	6,529,724	10	57
	외래 O.P		585,451	4,317,562	8,623,190	366,422,271	304,244,527	4	4
295	계 S.T		287,061	1,318,235	1,372,341	80,232,128	78,583,951	287,061	1,318,235
	입원 I.P		285,451	1,299,551	1,303,920	79,363,664	78,016,190	285,451	1,299,551
	외래 O.P		12,794	18,684	68,421	868,464	567,761	12,794	18,684
296	계 S.T		192,922	294,946	876,809	5,582,076	3,246,781	11	20
	입원 I.P		120	377	876	67,172	54,138	2	11
	외래 O.P		192,875	294,569	875,933	5,514,905	3,192,643	9	9
297	계 S.T		1,355,561	3,250,446	7,114,601	585,523,713	510,373,482	256	801
	입원 I.P		75,114	1,108,901	2,758,363	404,529,203	364,207,834	27	261
	외래 O.P		1,301,296	2,141,545	4,356,238	180,994,510	146,165,648	234	540
298	계 S.T		899,910	3,057,269	30,218,029	571,401,125	460,790,023	2,326	3,406
	입원 I.P		16,912	245,228	454,430	128,304,238	112,078,813	79	653
	외래 O.P		893,401	2,812,041	29,763,599	443,096,888	348,711,210	2,267	2,753
기타	계 S.T		62,047	264,107	401,304,920	804,350,089	578,592,799	86	329
	입원 I.P		2,230	40,577	50,052	7,938,981	7,334,531	25	197
	외래 O.P		60,753	223,530	401,254,868	796,411,109	571,258,268	71	132

주 : 수진기준 (한의분류 제외, 급여일수, 진료비와 급여비는 약국포함)

연령별 급여현황(총계) <계속>

Disease Categories by Age(Total) <Cont'd>

(단위 : 명, 일, 천원)

Unit : Person, Day, KRW 1,000

0Age			1 ~ 4세				
급여일수 Reimbursed Days	진료비 Medical Expense	급여비 Benefit	진료실인원 Patients	내원일수 Visits	급여일수 Reimbursed Days	진료비 Medical Expense	급여비 Benefit
26,189	791,841	543,544	294,962	641,461	1,143,363	29,724,074	20,246,693
548	85,127	80,101	5,855	9,424	21,987	2,233,045	2,048,528
25,641	706,714	463,443	292,909	632,037	1,121,376	27,491,029	18,198,165
4,226	135,765	100,692	41,873	55,999	98,995	3,212,136	2,304,906
177	28,213	26,700	1,238	2,194	3,673	615,905	572,147
4,049	107,552	73,992	41,089	53,805	95,322	2,596,231	1,732,759
14,266	894,446	717,533	45,364	204,488	287,805	14,833,275	11,806,217
1,798	363,876	323,839	3,696	21,516	28,563	5,160,555	4,590,724
12,468	530,569	393,694	45,101	182,972	259,242	9,672,720	7,215,493
214	15,651	11,584	1,137	1,674	2,434	227,537	178,626
63	7,252	6,856	357	687	994	135,051	125,643
151	8,398	4,728	846	987	1,440	92,486	52,983
442	36,817	31,419	4,445	5,510	16,666	398,082	323,014
103	25,243	24,633	298	687	1,027	208,747	193,828
339	11,574	6,786	4,192	4,823	15,639	189,335	129,186
9	915	662	20	27	40	2,285	1,582
1	414	393	1	1	1	450	428
8	501	269	19	26	39	1,835	1,154
8,635	179,539	137,759	15,400	28,799	181,540	2,479,483	1,739,233
351	66,358	64,500	1,095	2,573	6,024	565,822	523,154
8,284	113,181	73,259	14,756	26,226	175,516	1,913,661	1,216,079
2,320	171,877	153,622	5,019	7,820	18,676	532,871	447,173
801	142,781	135,795	277	1,047	2,053	313,745	286,344
1,519	29,097	17,827	4,794	6,773	16,623	219,126	160,829
15	4,609	4,294	102	191	294	5,393	4,159
11	4,521	4,256	2	2	2	281	267
4	87	38	100	189	292	5,112	3,892
47,168	1,465,136	1,136,276	34,288	47,078	147,619	2,066,850	1,374,385
4,718	624,906	616,066	302	901	1,773	217,416	198,819
42,450	840,230	520,210	34,124	46,177	145,846	1,849,435	1,175,566
-	-	-	-	-	-	-	-
-	-	-	-	-	-	-	-
-	-	-	-	-	-	-	-
65,024	239,446	192,329	16,428	25,872	300,281	1,121,298	862,987
159	26,902	26,622	69	372	415	9,712	9,146
64,865	212,543	165,707	16,372	25,500	299,866	1,111,587	853,841
-	-	-	1	1	7	29	23
-	-	-	-	-	-	-	-
-	-	-	1	1	7	29	23
61	3,023	2,947	2	2	10	53	40
57	2,948	2,887	-	-	-	-	-
4	75	60	2	2	10	53	40
1,372,341	80,232,128	78,583,951	-	-	-	-	-
1,303,920	79,363,664	78,016,190	-	-	-	-	-
68,421	868,464	567,761	-	-	-	-	-
20	989	870	3	4	7	62	46
11	475	464	-	-	-	-	-
9	514	406	3	4	7	62	46
1,146	120,303	109,996	4,369	13,043	22,199	1,855,719	1,656,345
412	99,436	93,300	329	5,760	11,207	1,558,766	1,425,040
734	20,867	16,696	4,106	7,283	10,992	296,952	231,304
5,433	302,293	263,415	7,530	15,852	59,820	2,880,916	2,603,404
862	219,235	203,586	200	2,866	5,426	2,051,831	1,917,792
4,571	83,058	59,829	7,450	12,986	54,394	829,085	685,612
286,634	855,474	692,844	19,004	145,409	5,732,131	29,126,411	24,463,858
304	82,437	77,728	1,458	26,208	31,544	5,222,916	4,968,643
286,330	773,036	615,116	18,198	119,201	5,700,587	23,903,494	19,495,215

Note : Based on the Treatment Month (excluding herbal medicine,including pharmacy in Treatment Days Treatment Amount and Benefit Amount)

구 분 Division			5 ~ 9세					10세 ~	
			진료실인원 Patients	내원일수 Visits	급여일수 Reimbursed Days	진료비 Medical Expense	급여비 Benefit	진료실인원 Patients	내원일수 Visits
281	계	S.T	313,798	716,094	1,330,826	30,025,859	19,377,632	291,729	680,918
	입원	I.P	4,667	10,954	22,971	2,412,355	2,186,009	4,916	19,004
	외래	O.P	312,187	705,140	1,307,855	27,613,503	17,191,623	290,256	661,914
282	계	S.T	29,466	38,684	76,616	1,910,947	1,301,594	20,260	25,926
	입원	I.P	492	856	1,438	242,114	224,557	173	307
	외래	O.P	29,176	37,828	75,178	1,668,833	1,077,037	20,146	25,619
283	계	S.T	24,788	105,089	160,610	6,661,256	4,913,368	22,052	93,697
	입원	I.P	1,411	9,117	12,264	1,978,148	1,735,106	1,075	7,481
	외래	O.P	24,688	95,972	148,346	4,683,107	3,178,261	21,968	86,216
284	계	S.T	94	159	271	24,204	19,433	247	648
	입원	I.P	32	82	129	17,329	16,152	180	537
	외래	O.P	66	77	142	6,875	3,281	92	111
285	계	S.T	3,692	4,509	14,584	242,373	182,122	1,943	2,571
	입원	I.P	142	293	551	94,739	88,009	157	484
	외래	O.P	3,575	4,216	14,033	147,634	94,113	1,818	2,087
286	계	S.T	31	73	123	4,621	2,847	161	442
	입원	I.P	5	5	13	1,115	1,059	17	20
	외래	O.P	29	68	110	3,506	1,788	154	422
287	계	S.T	11,195	19,038	143,981	1,667,456	1,115,188	7,788	12,617
	입원	I.P	650	1,701	4,143	439,206	407,675	565	1,231
	외래	O.P	10,834	17,337	139,838	1,228,249	707,513	7,437	11,386
288	계	S.T	10,590	15,814	30,855	901,076	735,146	4,653	8,966
	입원	I.P	346	2,126	4,009	500,966	451,837	294	2,185
	외래	O.P	10,347	13,688	26,846	400,110	283,309	4,441	6,781
289	계	S.T	227	541	813	22,507	17,937	398	1,294
	입원	I.P	7	48	85	10,976	9,972	9	60
	외래	O.P	225	493	728	11,531	7,965	395	1,234
290	계	S.T	39,602	54,418	122,290	2,543,155	1,423,330	21,796	33,331
	입원	I.P	125	340	687	137,008	126,979	118	366
	외래	O.P	39,525	54,078	121,603	2,406,147	1,296,351	21,718	32,965
291	계	S.T	-	-	-	-	-	-	-
	입원	I.P	-	-	-	-	-	-	-
	외래	O.P	-	-	-	-	-	-	-
292	계	S.T	362,410	502,452	587,282	39,334,841	33,592,184	259,946	332,028
	입원	I.P	47	355	387	7,053	6,538	9	25
	외래	O.P	362,374	502,097	586,895	39,327,788	33,585,647	259,939	332,003
293	계	S.T	-	-	-	-	-	33	33
	입원	I.P	-	-	-	-	-	-	-
	외래	O.P	-	-	-	-	-	33	33
294	계	S.T	1	1	4	24	18	15	51
	입원	I.P	-	-	-	-	-	-	-
	외래	O.P	1	1	4	24	18	15	51
295	계	S.T	-	-	-	-	-	-	-
	입원	I.P	-	-	-	-	-	-	-
	외래	O.P	-	-	-	-	-	-	-
296	계	S.T	2	2	2	34	13	3	6
	입원	I.P	-	-	-	-	-	-	-
	외래	O.P	2	2	2	34	13	3	6
297	계	S.T	16,483	25,223	37,483	1,953,146	1,667,498	7,966	18,098
	입원	I.P	668	4,004	10,747	1,310,705	1,187,689	1,050	5,814
	외래	O.P	15,947	21,219	26,736	642,441	479,809	7,201	12,284
298	계	S.T	9,783	20,783	107,150	2,853,138	2,409,690	7,643	17,564
	입원	I.P	123	1,904	3,579	1,275,539	1,153,569	138	2,089
	외래	O.P	9,738	18,879	103,571	1,577,599	1,256,121	7,589	15,475
기타	계	S.T	4,764	41,782	4,808,389	20,564,400	15,125,935	2,107	10,120
	입원	I.P	236	5,175	6,835	841,144	785,012	34	375
	외래	O.P	4,689	36,607	4,801,554	19,723,256	14,340,924	2,090	9,745

주 : 수진기준 (한의분류 제외, 급여일수, 진료비와 급여비는 약국포함)

연령별 급여현황(총계) <계속>

Disease Categories by Age(Total) <Cont'd>

(단위 : 명, 일, 천원)

Unit : Person, Day, KRW 1,000

14세			15 ~ 19세				
급여일수 Reimbursed Days	진료비 Medical Expense	급여비 Benefit	진료실인원 Patients	내원일수 Visits	급여일수 Reimbursed Days	진료비 Medical Expense	급여비 Benefit
1,451,644	28,489,697	18,683,182	266,717	671,841	1,600,023	32,990,450	21,737,529
36,107	3,501,439	3,135,195	7,137	43,902	80,333	8,161,638	6,401,927
1,415,537	24,988,258	15,547,987	265,130	627,939	1,519,690	24,828,812	15,335,602
54,697	1,179,210	774,513	23,269	29,148	63,775	1,303,860	868,538
621	81,063	75,204	123	281	553	83,806	67,165
54,076	1,098,147	699,310	23,184	28,867	63,222	1,220,055	801,373
153,897	5,723,090	4,106,188	27,169	99,952	179,493	6,072,257	4,245,787
10,144	1,605,008	1,406,184	791	6,829	9,425	1,527,428	1,254,387
143,753	4,118,081	2,700,005	27,080	93,123	170,068	4,544,828	2,991,400
1,135	171,278	151,717	978	2,814	5,471	843,650	663,402
841	157,294	145,567	750	2,377	3,782	771,905	630,132
294	13,984	6,150	339	437	1,689	71,745	33,271
7,952	213,866	166,005	2,371	3,494	8,791	632,414	472,974
776	122,962	113,832	401	1,184	486,436	486,436	395,687
7,176	90,904	52,173	2,017	2,310	6,940	145,978	77,287
1,338	41,965	22,281	473	1,222	2,883	135,574	68,532
46	4,761	4,487	66	81	218	24,651	19,782
1,292	37,204	17,793	441	1,141	2,665	110,924	48,750
91,658	935,827	616,695	8,679	13,682	97,547	1,074,106	682,318
3,143	266,330	246,672	813	1,526	3,942	343,522	280,875
88,515	669,497	370,023	8,121	12,156	93,605	730,584	401,443
19,366	749,627	629,621	5,859	12,736	33,674	1,282,957	975,433
3,694	537,974	492,421	545	3,861	6,968	930,664	750,339
15,672	211,653	137,200	5,500	8,875	26,706	352,293	225,093
1,803	36,557	27,201	476	1,371	4,363	54,342	38,825
91	11,007	9,949	17	150	294	22,375	17,093
1,712	25,550	17,252	473	1,221	4,069	31,968	21,732
81,729	1,686,612	912,360	16,561	23,591	96,744	1,403,000	823,416
815	105,416	92,705	138	371	835	118,570	97,412
80,914	1,581,197	819,655	16,462	23,220	95,909	1,284,430	726,004
-	-	-	-	-	-	-	-
-	-	-	-	-	-	-	-
-	-	-	-	-	-	-	-
364,846	24,292,389	20,756,575	79,683	102,998	117,831	8,663,304	7,418,061
29	3,899	3,609	4	11	25	1,292	1,032
364,817	24,288,490	20,752,966	79,680	102,987	117,806	8,662,012	7,417,029
56	593	409	1,063	1,174	1,751	24,895	16,030
-	-	-	-	-	-	-	-
56	593	409	1,063	1,174	1,751	24,895	16,030
118	4,217	3,449	2,687	11,203	21,417	1,025,499	869,110
-	-	-	32	160	206	29,697	27,040
118	4,217	3,449	2,684	11,043	21,211	995,803	842,070
-	-	-	-	-	-	-	-
-	-	-	-	-	-	-	-
-	-	-	-	-	-	-	-
13	114	64	331	491	1,341	11,465	7,468
-	-	-	2	6	18	1,874	1,681
13	114	64	329	485	1,323	9,591	5,788
36,604	2,249,302	1,943,047	11,724	27,885	58,549	4,362,295	3,589,769
14,860	1,803,739	1,630,225	1,779	10,977	27,809	3,576,759	3,018,038
21,744	445,563	312,821	10,477	16,908	30,740	785,537	571,731
114,331	3,309,996	2,833,301	13,109	27,393	162,460	4,305,626	3,682,036
4,212	1,625,681	1,446,862	256	2,182	5,131	1,699,855	1,521,951
110,119	1,684,315	1,386,440	12,966	25,211	157,329	2,605,771	2,160,085
2,681,896	10,692,119	7,413,301	1,056	3,595	2,886,366	9,040,942	6,414,978
567	60,344	53,731	13	64	107	11,876	9,948
2,681,329	10,631,775	7,359,570	1,046	3,531	2,886,259	9,029,066	6,405,030

Note : Based on the Treatment Month (excluding herbal medicine,including pharmacy in Treatment Days Treatment Amount and Benefit Amount)

구 분 Division			20 ~ 24세					25세 ~	
			진료실인원 Patients	내원일수 Visits	급여일수 Reimbursed Days	진료비 Medical Expense	급여비 Benefit	진료실인원 Patients	내원일수 Visits
281	계	S.T	275,607	715,560	1,725,413	38,958,299	25,196,321	300,127	800,878
	입원	I.P	9,472	58,509	113,743	11,995,076	9,106,832	10,048	60,757
	외래	O.P	273,663	657,051	1,611,670	26,963,223	16,089,489	298,097	740,121
282	계	S.T	33,844	41,958	89,524	1,960,869	1,291,215	45,891	58,191
	입원	I.P	191	344	790	99,097	74,839	199	319
	외래	O.P	33,695	41,614	88,734	1,861,772	1,216,377	45,748	57,872
283	계	S.T	44,955	156,497	287,220	10,410,017	7,281,076	45,192	161,223
	입원	I.P	1,298	13,712	19,001	3,266,797	2,631,326	1,391	13,528
	외래	O.P	44,782	142,785	268,219	7,143,219	4,649,750	44,997	147,695
284	계	S.T	1,177	2,880	5,033	1,070,848	810,750	902	2,420
	입원	I.P	907	2,437	3,822	990,715	775,438	667	2,024
	외래	O.P	344	443	1,211	80,134	35,312	282	396
285	계	S.T	3,382	5,096	12,007	904,997	650,791	3,695	5,941
	입원	I.P	666	1,934	3,065	705,450	545,946	744	2,317
	외래	O.P	2,796	3,162	8,942	199,547	104,845	3,054	3,624
286	계	S.T	666	1,419	2,603	175,463	89,068	360	732
	입원	I.P	103	110	391	35,164	27,773	41	43
	외래	O.P	606	1,309	2,212	140,299	61,296	331	689
287	계	S.T	11,247	16,929	114,824	1,374,845	883,779	13,680	20,694
	입원	I.P	978	1,824	4,541	521,272	413,531	1,148	2,398
	외래	O.P	10,512	15,105	110,283	853,573	470,248	12,809	18,296
288	계	S.T	12,159	22,420	55,276	2,072,150	1,511,901	19,251	33,062
	입원	I.P	939	6,176	11,207	1,468,994	1,140,971	912	7,661
	외래	O.P	11,509	16,244	44,069	603,156	370,930	18,671	25,401
289	계	S.T	667	2,490	7,618	131,106	93,615	606	2,279
	입원	I.P	48	658	894	78,855	58,676	31	679
	외래	O.P	650	1,832	6,724	52,251	34,939	591	1,600
290	계	S.T	22,462	32,312	145,357	1,726,568	952,666	22,083	30,855
	입원	I.P	176	442	1,085	145,426	109,222	203	551
	외래	O.P	22,337	31,870	144,272	1,581,143	843,444	21,928	30,304
291	계	S.T	14	33	747	20,396	18,270	17	50
	입원	I.P	-	-	-	-	-	1	3
	외래	O.P	14	33	747	20,396	18,270	17	47
292	계	S.T	6,390	8,374	22,295	330,217	186,822	7,397	10,027
	입원	I.P	14	21	44	4,169	3,357	14	20
	외래	O.P	6,376	8,353	22,251	326,048	183,465	7,385	10,007
293	계	S.T	4,348	5,064	9,089	130,469	85,381	5,808	6,869
	입원	I.P	4	8	23	3,387	2,563	6	7
	외래	O.P	4,346	5,056	9,066	127,081	82,818	5,805	6,862
294	계	S.T	25,887	164,036	308,009	14,250,056	12,012,546	110,422	857,758
	입원	I.P	317	1,449	2,002	255,401	229,325	1,274	6,608
	외래	O.P	25,874	162,587	306,007	13,994,654	11,783,220	110,385	851,150
295	계	S.T	-	-	-	-	-	-	-
	입원	I.P	-	-	-	-	-	-	-
	외래	O.P	-	-	-	-	-	-	-
296	계	S.T	6,035	8,948	24,899	167,970	105,597	32,784	50,115
	입원	I.P	8	26	63	6,191	5,736	19	62
	외래	O.P	6,030	8,922	24,836	161,779	99,862	32,773	50,053
297	계	S.T	23,606	46,022	101,344	5,753,775	4,554,132	39,021	65,302
	입원	I.P	2,109	13,688	34,686	4,311,815	3,544,332	1,971	13,517
	외래	O.P	22,131	32,334	66,658	1,441,960	1,009,799	37,738	51,785
298	계	S.T	24,711	46,138	261,834	5,928,395	4,929,153	43,254	91,789
	입원	I.P	405	3,627	7,208	1,748,133	1,480,550	575	4,799
	외래	O.P	24,486	42,511	254,626	4,180,263	3,448,603	42,998	86,990
기타	계	S.T	1,454	2,721	3,812,567	11,482,321	8,123,675	3,394	5,634
	입원	I.P	15	100	201	31,488	29,042	33	315
	외래	O.P	1,443	2,621	3,812,366	11,450,833	8,094,632	3,372	5,319

주 : 수진기준 (한의분류 제외, 급여일수, 진료비와 급여비는 약국포함)

연령별 급여현황(총계) <계속>

Disease Categories by Age(Total) <Cont'd>

(단위 : 명, 일, 천원)

Unit : Person, Day, KRW 1,000

29세			30 ~ 34세				
급여일수 Reimbursed Days	진료비 Medical Expense	급여비 Benefit	진료실인원 Patients	내원일수 Visits	급여일수 Reimbursed Days	진료비 Medical Expense	급여비 Benefit
1,960,676	42,992,403	27,817,133	264,564	726,885	1,832,691	38,984,354	25,361,695
117,330	12,748,748	9,679,925	9,236	59,500	113,378	11,967,780	9,056,194
1,843,346	30,243,655	18,137,209	262,833	667,385	1,719,313	27,016,574	16,305,502
129,021	2,769,080	1,838,555	44,055	56,441	126,433	2,717,490	1,810,822
731	98,677	74,301	207	363	841	101,348	75,588
128,290	2,670,404	1,764,255	43,911	56,078	125,592	2,616,142	1,735,234
293,651	10,742,934	7,520,488	36,917	136,878	248,412	9,165,414	6,459,476
18,258	3,318,782	2,687,182	1,154	10,968	15,493	2,815,184	2,308,629
275,393	7,424,152	4,833,306	36,747	125,910	232,919	6,350,230	4,150,847
4,825	855,794	649,721	874	1,924	3,780	715,624	545,346
3,089	789,367	618,629	663	1,614	2,610	667,071	521,860
1,736	66,427	31,093	249	310	1,170	48,553	23,486
15,366	1,103,906	802,688	3,694	5,875	15,885	1,136,536	829,260
3,614	888,125	688,531	670	2,189	3,600	920,299	712,042
11,752	215,781	114,158	3,120	3,686	12,285	216,238	117,219
1,506	89,699	44,853	188	358	710	50,511	25,403
142	13,554	10,758	22	23	79	8,021	6,417
1,364	76,145	34,094	175	335	631	42,490	18,986
132,807	1,635,846	1,052,118	12,468	19,119	127,305	1,468,077	931,006
5,663	639,651	495,193	1,144	2,193	5,276	525,333	407,016
127,144	996,195	556,925	11,581	16,926	122,029	942,745	523,990
74,821	3,162,331	2,401,697	23,951	37,436	82,340	3,227,296	2,440,529
12,768	2,243,724	1,815,922	926	6,652	12,013	2,109,276	1,702,456
62,053	918,607	585,775	23,329	30,784	70,327	1,118,020	738,073
7,701	129,384	93,682	548	3,566	10,383	234,788	174,130
864	80,965	61,580	30	1,555	1,782	170,551	130,790
6,837	48,419	32,102	533	2,011	8,601	64,237	43,340
165,988	1,773,510	1,006,903	25,297	34,719	214,990	2,113,162	1,237,260
1,328	211,685	160,929	249	667	1,711	289,889	228,711
164,660	1,561,825	845,974	25,093	34,052	213,279	1,823,273	1,008,550
1,071	38,501	34,252	21	64	1,294	37,351	31,840
12	985	826	2	9	23	4,458	3,633
1,059	37,516	33,425	21	55	1,271	32,893	28,207
34,422	440,044	245,489	5,619	7,448	37,857	353,548	208,887
48	4,304	3,571	14	15	27	2,411	1,950
34,374	435,740	241,918	5,607	7,433	37,830	351,137	206,936
14,051	189,039	125,630	5,809	6,907	15,629	219,656	147,530
41	2,715	2,131	13	19	53	8,397	6,546
14,010	186,325	123,500	5,803	6,888	15,576	211,259	140,984
1,615,003	73,181,559	61,238,189	242,240	1,882,485	3,672,069	160,422,644	133,430,101
9,854	1,070,200	947,995	2,507	13,783	19,155	2,176,087	1,925,586
1,605,149	72,111,358	60,290,194	242,184	1,868,702	3,652,916	158,246,557	131,504,515
-	-	-	-	-	-	-	-
-	-	-	-	-	-	-	-
-	-	-	-	-	-	-	-
142,616	910,979	558,113	83,259	128,080	379,459	2,373,100	1,393,390
130	9,960	7,995	45	148	316	24,295	18,854
142,486	901,019	550,118	83,244	127,932	379,143	2,348,805	1,374,536
143,226	6,931,333	5,542,107	52,411	84,986	202,477	9,000,654	7,453,722
34,101	4,690,111	3,927,894	2,015	15,697	42,019	5,818,774	5,006,795
109,125	2,241,222	1,614,213	51,082	69,289	160,458	3,181,880	2,446,928
438,377	13,588,887	10,818,473	79,938	248,762	1,024,613	47,780,329	34,884,517
9,211	2,936,623	2,565,457	1,023	6,204	13,145	3,430,457	2,947,555
429,166	10,652,264	8,253,016	79,602	242,558	1,011,468	44,349,873	31,936,962
5,056,935	14,852,154	10,595,888	5,634	8,407	6,244,364	16,106,530	11,441,672
462	51,360	43,031	38	160	241	49,182	44,247
5,056,473	14,800,794	10,552,857	5,606	8,247	6,244,123	16,057,348	11,397,424

Note : Based on the Treatment Month (excluding herbal medicine,including pharmacy in Treatment Days Treatment Amount and Benefit Amount)

구 분 Division			35 ~ 39세					40세 ~	
			진료실인원 Patients	내원일수 Visits	급여일수 Reimbursed Days	진료비 Medical Expense	급여비 Benefit	진료실인원 Patients	내원일수 Visits
281	계	S.T	317,146	894,660	2,356,329	48,736,220	32,020,764	297,031	891,124
	입원	I.P	11,831	79,791	150,513	15,834,272	11,981,194	12,287	89,757
	외래	O.P	314,673	814,869	2,205,816	32,901,949	20,039,570	294,479	801,367
282	계	S.T	55,839	73,476	171,318	3,592,775	2,408,434	57,346	76,310
	입원	I.P	246	513	1,136	153,932	115,326	261	533
	외래	O.P	55,674	72,963	170,182	3,438,843	2,293,108	57,175	75,777
283	계	S.T	44,712	171,670	317,142	11,620,311	8,198,697	43,405	172,875
	입원	I.P	1,401	14,432	19,582	3,730,426	3,013,690	1,389	15,146
	외래	O.P	44,509	157,238	297,560	7,889,885	5,185,007	43,206	157,729
284	계	S.T	1,102	2,682	6,597	999,823	767,204	1,180	2,912
	입원	I.P	827	2,272	3,741	939,249	735,773	852	2,383
	외래	O.P	313	410	2,856	60,574	31,430	376	529
285	계	S.T	4,906	7,748	22,919	1,331,418	972,312	5,345	8,704
	입원	I.P	794	2,671	4,343	1,048,201	816,811	856	3,132
	외래	O.P	4,227	5,077	18,576	283,217	155,501	4,617	5,572
286	계	S.T	132	232	447	32,201	16,161	66	126
	입원	I.P	15	15	46	5,828	4,461	13	15
	외래	O.P	122	217	401	26,373	11,700	58	111
287	계	S.T	14,723	23,296	160,079	1,879,354	1,226,819	14,358	23,514
	입원	I.P	1,386	3,002	7,170	773,560	600,471	1,328	3,037
	외래	O.P	13,631	20,294	152,909	1,105,794	626,348	13,319	20,477
288	계	S.T	32,202	49,730	113,056	4,186,464	3,175,971	31,984	51,988
	입원	I.P	1,139	8,659	15,677	2,590,913	2,090,110	1,197	10,467
	외래	O.P	31,443	41,071	97,379	1,595,551	1,085,861	31,188	41,521
289	계	S.T	641	2,443	13,212	134,465	96,983	702	4,236
	입원	I.P	36	603	808	69,996	52,840	47	1,284
	외래	O.P	621	1,840	12,404	64,468	44,143	676	2,952
290	계	S.T	30,737	43,341	338,975	2,843,751	1,644,776	32,859	46,179
	입원	I.P	331	1,060	3,492	404,058	313,455	465	1,268
	외래	O.P	30,465	42,281	335,483	2,439,693	1,331,320	32,492	44,911
291	계	S.T	10	12	128	4,010	3,551	17	85
	입원	I.P	1	-	9	12	9	3	48
	외래	O.P	9	12	119	3,999	3,542	15	37
292	계	S.T	6,200	8,376	53,915	398,753	236,399	5,321	7,188
	입원	I.P	18	15	101	3,388	2,914	13	133
	외래	O.P	6,182	8,361	53,814	395,365	233,485	5,308	7,055
293	계	S.T	7,464	8,751	23,158	337,222	227,051	7,305	8,489
	입원	I.P	24	37	109	13,217	10,258	38	59
	외래	O.P	7,451	8,714	23,049	324,005	216,793	7,277	8,430
294	계	S.T	170,531	1,235,586	2,593,344	107,298,725	88,827,775	31,763	195,973
	입원	I.P	2,422	12,402	18,664	2,866,635	2,612,616	541	3,142
	외래	O.P	170,455	1,223,184	2,574,680	104,432,090	86,215,159	31,740	192,831
295	계	S.T	-	-	-	-	-	-	-
	입원	I.P	-	-	-	-	-	-	-
	외래	O.P	-	-	-	-	-	-	-
296	계	S.T	60,147	91,571	278,680	1,786,455	1,005,215	9,822	14,925
	입원	I.P	33	85	233	16,207	12,130	11	39
	외래	O.P	60,139	91,486	278,447	1,770,248	993,085	9,818	14,886
297	계	S.T	67,752	119,599	310,911	15,999,594	13,655,943	64,798	136,425
	입원	I.P	2,953	27,954	76,165	10,825,479	9,505,441	3,672	42,416
	외래	O.P	65,814	91,645	234,746	5,174,115	4,150,501	62,308	94,009
298	계	S.T	88,329	326,757	1,650,008	81,536,209	60,157,337	52,521	203,109
	입원	I.P	1,455	11,427	23,518	8,064,956	6,990,995	1,131	11,937
	외래	O.P	87,923	315,330	1,626,490	73,471,253	53,166,342	52,191	191,172
기타	계	S.T	4,830	7,142	9,988,585	24,039,242	17,004,763	3,852	6,075
	입원	I.P	48	152	336	45,389	39,463	29	235
	외래	O.P	4,791	6,990	9,988,249	23,993,853	16,965,300	3,831	5,840

주 : 수진기준 (한의분류 제외, 급여일수, 진료비와 급여비는 약국포함)

연령별 급여현황(총계) <계속>

Disease Categories by Age(Total) <Cont'd>

(단위 : 명, 일, 천원)

Unit : Person, Day, KRW 1,000

44세			45세 ~ 49세				
급여일수 Reimbursed Days	진료비 Medical Expense	급여비 Benefit	진료실인원 Patients	내원일수 Visits	급여일수 Reimbursed Days	진료비 Medical Expense	급여비 Benefit
2,448,197	49,445,744	32,949,947	353,482	1,115,618	3,177,906	63,013,347	42,287,738
166,617	17,618,456	13,397,875	16,007	125,513	227,379	24,014,238	18,199,790
2,281,580	31,827,289	19,552,071	349,998	990,105	2,950,527	38,999,109	24,087,948
182,364	3,841,836	2,589,069	77,822	105,342	253,408	5,531,357	3,751,375
1,132	195,952	148,335	342	1,194	2,206	428,878	328,010
181,232	3,645,885	2,440,735	77,611	104,148	251,202	5,102,479	3,423,365
332,080	11,856,106	8,443,204	52,396	220,320	438,336	15,714,591	11,375,816
20,794	4,061,203	3,293,235	1,827	22,984	31,161	6,151,972	5,031,069
311,286	7,794,902	5,149,970	52,120	197,336	407,175	9,562,619	6,344,747
6,719	1,014,692	777,090	1,307	3,362	8,628	1,243,776	958,051
3,917	942,604	736,385	910	2,695	4,413	1,150,586	901,841
2,802	72,088	40,706	459	667	4,215	93,190	56,210
26,634	1,457,752	1,071,640	7,615	12,157	38,165	1,820,157	1,326,224
5,217	1,163,227	902,784	1,051	4,015	6,708	1,409,197	1,092,089
21,417	294,525	168,856	6,721	8,142	31,457	410,960	234,134
278	18,284	9,796	57	90	202	13,412	7,163
52	5,186	3,905	10	11	24	3,098	2,479
226	13,098	5,892	51	79	178	10,314	4,684
171,635	1,970,896	1,303,708	17,257	28,503	212,378	2,404,765	1,613,384
7,045	865,228	671,657	1,752	4,032	9,295	1,120,939	869,327
164,590	1,105,668	632,051	15,854	24,471	203,083	1,283,826	744,057
125,168	5,104,717	3,914,021	40,620	68,171	184,021	7,560,570	5,915,775
19,515	3,406,071	2,754,590	1,665	14,298	26,271	5,140,948	4,233,857
105,653	1,698,647	1,159,431	39,490	53,873	157,750	2,419,622	1,681,918
17,691	264,330	194,249	1,000	5,745	24,058	324,101	234,710
1,566	160,408	124,322	59	1,610	2,031	193,390	147,179
16,125	103,922	69,927	970	4,135	22,027	130,711	87,531
515,108	3,492,133	2,078,959	38,483	56,062	733,381	4,738,863	2,882,454
4,482	560,206	429,128	691	2,193	9,446	1,028,725	811,399
510,626	2,931,927	1,649,831	37,933	53,869	723,935	3,710,139	2,071,054
1,168	70,254	61,275	7	25	625	18,956	16,652
115	34,562	29,858	-	-	-	-	-
1,053	35,692	31,418	7	25	625	18,956	16,652
56,504	390,469	241,812	6,025	8,010	67,876	401,095	237,718
177	34,506	31,280	16	6	213	2,275	1,814
56,327	355,964	210,531	6,009	8,004	67,663	398,820	235,905
25,549	385,785	258,884	6,664	7,719	28,447	391,317	259,388
207	23,606	18,201	44	60	237	21,571	16,708
25,342	362,179	240,683	6,635	7,659	28,210	369,746	242,680
445,677	16,814,972	13,825,620	2,027	7,950	19,528	673,377	549,307
4,796	821,847	739,963	28	169	250	46,403	42,283
440,881	15,993,126	13,085,658	2,025	7,781	19,278	626,974	507,024
-	-	-	-	-	-	-	-
-	-	-	-	-	-	-	-
-	-	-	-	-	-	-	-
46,694	309,517	165,947	466	711	2,492	18,794	8,878
105	8,169	7,278	-	-	-	-	-
46,589	301,348	158,668	466	711	2,492	18,794	8,878
352,747	24,714,980	21,747,358	83,770	197,470	518,699	41,360,715	36,834,390
116,965	17,025,900	15,171,480	5,524	73,523	201,453	30,291,512	27,261,310
235,782	7,689,080	6,575,878	79,879	123,947	317,246	11,069,203	9,573,080
1,539,879	58,389,218	44,698,674	47,931	156,021	1,949,799	42,712,036	36,454,986
24,327	8,230,453	7,176,364	1,265	17,123	34,367	13,981,621	12,370,046
1,515,552	50,158,765	37,522,310	47,540	138,898	1,915,432	28,730,415	24,084,940
12,893,914	28,741,330	20,365,906	3,333	5,079	21,405,356	43,652,270	30,974,481
376	69,251	61,022	16	335	383	49,267	42,024
12,893,538	28,672,079	20,304,884	3,321	4,744	21,404,973	43,603,003	30,932,457

Note : Based on the Treatment Month (excluding herbal medicine,including pharmacy in Treatment Days Treatment Amount and Benefit Amount)

구 분 Division			50 ~ 54세					55세 ~	
			진료실인원 Patients	내원일수 Visits	급여일수 Reimbursed Days	진료비 Medical Expense	급여비 Benefit	진료실인원 Patients	내원일수 Visits
281	계	S.T	367,891	1,204,221	3,594,965	70,497,557	47,794,864	397,608	1,361,893
	입원	I.P	17,901	155,087	273,333	29,211,281	22,155,580	20,548	197,993
	외래	O.P	363,603	1,049,134	3,321,632	41,286,276	25,639,284	392,473	1,163,900
282	계	S.T	91,177	126,246	309,017	6,413,518	4,346,279	104,985	148,611
	입원	I.P	444	1,194	2,684	381,800	287,161	524	1,420
	외래	O.P	90,929	125,052	306,333	6,031,718	4,059,117	104,692	147,191
283	계	S.T	52,745	232,620	479,246	18,502,375	13,598,184	52,714	233,071
	입원	I.P	2,185	30,389	41,073	8,705,702	7,101,192	2,309	31,854
	외래	O.P	52,378	202,231	438,173	9,796,673	6,496,992	52,304	201,217
284	계	S.T	1,289	3,266	8,903	1,173,710	899,787	1,065	3,275
	입원	I.P	886	2,607	4,287	1,085,508	850,050	756	2,739
	외래	O.P	471	659	4,616	88,202	49,736	368	536
285	계	S.T	9,845	16,120	53,459	2,272,446	1,655,170	12,241	20,708
	입원	I.P	1,296	5,473	9,107	1,747,943	1,352,981	1,505	6,967
	외래	O.P	8,783	10,647	44,352	524,503	302,189	11,096	13,741
286	계	S.T	36	79	711	10,508	5,267	27	47
	입원	I.P	4	5	15	1,306	1,044	5	5
	외래	O.P	35	74	696	9,202	4,223	27	42
287	계	S.T	18,437	30,924	214,260	2,492,902	1,676,511	20,612	35,956
	입원	I.P	1,869	4,700	10,919	1,166,210	904,936	2,100	5,497
	외래	O.P	16,957	26,224	203,341	1,326,692	771,575	18,957	30,459
288	계	S.T	44,833	79,797	209,666	10,009,918	7,876,202	51,778	99,127
	입원	I.P	2,072	20,145	36,320	7,237,901	5,941,836	2,753	27,761
	외래	O.P	43,508	59,652	173,346	2,772,017	1,934,365	50,012	71,366
289	계	S.T	1,295	8,857	36,131	586,547	440,047	1,813	11,458
	입원	I.P	88	3,752	4,480	410,381	318,245	120	3,373
	외래	O.P	1,249	5,105	31,651	176,166	121,802	1,751	8,085
290	계	S.T	43,716	65,462	1,010,295	6,260,263	3,888,857	49,708	76,829
	입원	I.P	974	3,483	12,853	1,419,935	1,122,889	1,375	4,389
	외래	O.P	42,953	61,979	997,442	4,840,328	2,765,968	48,619	72,440
291	계	S.T	6	13	474	14,631	13,135	4	9
	입원	I.P	-	-	-	-	-	-	-
	외래	O.P	6	13	474	14,631	13,135	4	9
292	계	S.T	6,224	8,133	84,891	427,302	253,620	6,414	8,348
	입원	I.P	17	12	77	1,095	900	24	20
	외래	O.P	6,208	8,121	84,814	426,207	252,720	6,390	8,328
293	계	S.T	4,202	4,736	20,695	291,796	192,949	828	974
	입원	I.P	81	126	487	44,215	34,279	38	59
	외래	O.P	4,154	4,610	20,208	247,581	158,670	807	915
294	계	S.T	60	204	1,105	16,923	13,318	10	17
	입원	I.P	1	9	11	2,196	2,029	-	-
	외래	O.P	60	195	1,094	14,727	11,290	10	17
295	계	S.T	-	-	-	-	-	-	-
	입원	I.P	-	-	-	-	-	-	-
	외래	O.P	-	-	-	-	-	-	-
296	계	S.T	33	43	196	1,564	627	14	17
	입원	I.P	-	-	-	-	-	-	-
	외래	O.P	33	43	196	1,564	627	14	17
297	계	S.T	93,303	238,502	617,929	52,829,020	47,104,215	111,052	311,137
	입원	I.P	7,090	100,872	275,360	40,393,329	36,379,095	9,826	146,873
	외래	O.P	88,210	137,630	342,569	12,435,691	10,725,119	103,919	164,264
298	계	S.T	54,268	178,955	2,585,329	49,954,504	43,297,851	69,788	251,180
	입원	I.P	1,520	21,789	45,914	16,095,925	14,245,505	2,017	30,621
	외래	O.P	53,784	157,166	2,539,415	33,858,579	29,052,346	69,189	220,559
기타	계	S.T	3,688	6,748	31,540,707	59,637,312	42,298,472	3,366	5,300
	입원	I.P	23	445	610	105,244	95,692	27	172
	외래	O.P	3,673	6,303	31,540,097	59,532,068	42,202,780	3,348	5,128

주 : 수진기준 (한의분류 제외, 급여일수, 진료비와 급여비는 약국포함)

연령별 급여현황(총계) <계속>

Disease Categories by Age(Total) <Cont'd>

(단위 : 명, 일, 천원)

Unit : Person, Day, KRW 1,000

59세			60 ~ 64세				
급여일수 Reimbursed Days	진료비 Medical Expense	급여비 Benefit	진료실인원 Patients	내원일수 Visits	급여일수 Reimbursed Days	진료비 Medical Expense	급여비 Benefit
4,295,925	82,545,929	56,498,562	334,302	1,192,823	3,990,859	73,957,365	51,065,891
337,997	36,848,197	27,990,832	17,828	179,987	308,535	34,765,420	26,428,136
3,957,928	45,697,732	28,507,730	329,776	1,012,836	3,682,324	39,191,945	24,637,755
367,660	7,465,943	5,064,334	85,425	122,255	314,327	6,106,265	4,164,994
3,372	471,552	352,958	448	1,327	2,995	482,854	365,148
364,288	6,994,391	4,711,376	85,183	120,928	311,332	5,623,411	3,799,846
500,898	18,100,819	13,306,411	39,571	187,772	412,865	16,096,479	12,100,044
43,504	8,267,311	6,760,458	1,988	31,684	42,827	8,519,273	7,012,018
457,394	9,833,509	6,545,953	39,218	156,088	370,038	7,577,206	5,088,025
9,500	1,127,851	867,805	847	2,970	11,711	1,007,089	769,050
4,404	1,063,783	832,131	558	2,470	4,186	942,998	732,564
5,096	64,068	35,675	327	500	7,525	64,091	36,486
66,041	3,089,713	2,271,734	11,258	20,136	61,494	3,185,509	2,375,377
11,830	2,425,950	1,885,274	1,366	7,505	12,510	2,597,130	2,030,563
54,211	663,763	386,460	10,243	12,631	48,984	588,379	344,813
95	7,398	3,816	26	42	79	5,109	2,369
8	1,737	1,389	1	2	6	363	290
87	5,662	2,427	25	40	73	4,746	2,079
252,117	2,898,486	1,969,141	17,597	31,926	216,703	2,608,117	1,799,348
12,251	1,382,088	1,075,390	1,810	5,047	10,521	1,291,823	1,009,970
239,866	1,516,398	893,751	16,182	26,879	206,182	1,316,294	789,378
267,777	13,701,571	10,799,411	50,217	107,611	311,441	16,774,296	13,248,696
50,691	10,140,440	8,293,014	2,861	36,395	64,773	12,925,841	10,508,733
217,086	3,561,131	2,506,396	48,440	71,216	246,668	3,848,455	2,739,963
49,633	690,859	501,165	1,948	14,993	60,227	1,023,003	761,493
4,464	413,380	315,107	140	6,594	7,577	732,484	565,012
45,169	277,479	186,058	1,875	8,399	52,650	290,519	196,481
1,302,680	7,693,855	4,713,663	50,459	79,897	1,287,582	8,337,423	5,165,063
18,354	1,859,611	1,444,922	1,651	5,120	20,717	2,141,490	1,683,351
1,284,326	5,834,244	3,268,741	49,162	74,777	1,266,865	6,195,933	3,481,712
9	4,195	2,668	9	35	982	18,920	16,178
-	-	-	-	-	-	-	-
9	4,195	2,668	9	35	982	18,920	16,178
118,899	487,340	295,977	5,951	7,710	137,988	500,748	310,782
376	5,303	4,235	19	28	320	6,350	5,048
118,523	482,037	291,742	5,933	7,682	137,668	494,398	305,734
5,756	76,338	50,864	136	161	1,275	15,274	10,053
218	20,390	15,990	10	15	43	4,806	3,701
5,538	55,949	34,874	131	146	1,232	10,468	6,352
1,127	1,409	1,012	5	7	151	231	143
-	-	-	-	-	-	-	-
1,127	1,409	1,012	5	7	151	231	143
-	-	-	-	-	-	-	-
-	-	-	-	-	-	-	-
306	713	343	6	6	66	178	109
-	-	-	-	-	-	-	-
306	713	343	6	6	66	178	109
801,034	72,944,406	65,210,450	106,746	321,187	851,056	75,917,388	68,218,209
395,552	58,172,486	52,486,254	9,703	158,620	424,385	60,343,312	54,662,899
405,482	14,771,920	12,724,196	99,591	162,567	426,671	15,574,076	13,555,310
3,842,698	70,234,300	60,644,142	76,666	286,268	4,231,556	65,995,810	56,251,651
63,251	21,979,437	19,373,182	1,944	28,795	59,342	18,094,793	15,920,147
3,779,447	48,254,864	41,270,960	76,020	257,473	4,172,214	47,901,017	40,331,503
47,715,247	86,264,478	61,116,501	2,455	4,564	55,200,729	98,025,498	69,426,991
267	37,879	30,297	29	423	552	137,428	115,350
47,714,980	86,226,599	61,086,204	2,433	4,141	55,200,177	97,888,069	69,311,640

Note : Based on the Treatment Month (excluding herbal medicine,including pharmacy in Treatment Days Treatment Amount and Benefit Amount)

구 분 Division			65 ~ 69세					70세 ~	
			진료실인원 Patients	내원일수 Visits	급여일수 Reimbursed Days	진료비 Medical Expense	급여비 Benefit	진료실인원 Patients	내원일수 Visits
281	계	S.T	237,957	911,411	3,116,847	54,719,355	39,442,250	185,930	737,522
	입원	I.P	11,767	130,124	216,815	25,780,229	19,665,979	8,505	103,760
	외래	O.P	235,091	781,287	2,900,032	28,939,126	19,776,271	183,601	633,762
282	계	S.T	55,904	84,047	225,457	4,204,977	2,972,763	39,018	60,977
	입원	I.P	344	1,347	2,888	488,185	371,708	314	1,460
	외래	O.P	55,726	82,700	222,569	3,716,792	2,601,055	38,855	59,517
283	계	S.T	24,507	122,785	275,384	10,642,522	8,187,420	17,416	91,024
	입원	I.P	1,228	21,857	28,407	5,980,894	4,957,392	866	17,225
	외래	O.P	24,266	100,928	246,977	4,661,628	3,230,028	17,268	73,799
284	계	S.T	679	2,446	9,544	958,638	738,768	659	2,595
	입원	I.P	421	1,940	3,219	904,637	705,823	446	2,136
	외래	O.P	290	506	6,325	54,000	32,946	248	459
285	계	S.T	8,155	15,041	48,546	2,228,931	1,665,783	6,092	12,888
	입원	I.P	989	5,486	8,992	1,791,807	1,392,547	880	5,925
	외래	O.P	7,416	9,555	39,554	437,124	273,236	5,435	6,963
286	계	S.T	7	21	215	2,060	1,007	7	15
	입원	I.P	-	-	-	-	-	-	-
	외래	O.P	7	21	215	2,060	1,007	7	15
287	계	S.T	12,687	24,606	158,520	1,849,373	1,326,979	10,157	21,543
	입원	I.P	1,152	3,750	7,774	974,389	754,524	910	2,962
	외래	O.P	11,769	20,856	150,746	874,984	572,455	9,402	18,581
288	계	S.T	38,537	97,258	285,290	17,827,754	14,249,228	31,191	98,391
	입원	I.P	2,805	41,392	71,021	14,610,870	11,883,951	2,841	51,124
	외래	O.P	36,833	55,866	214,269	3,216,884	2,365,277	29,505	47,267
289	계	S.T	1,964	13,650	58,947	748,224	557,878	2,257	13,845
	입원	I.P	80	4,756	5,324	456,008	340,523	81	5,033
	외래	O.P	1,911	8,894	53,623	292,217	217,355	2,197	8,812
290	계	S.T	45,186	74,780	978,332	7,075,667	4,474,741	40,776	69,492
	입원	I.P	1,517	4,966	19,428	2,041,339	1,610,438	1,402	4,589
	외래	O.P	43,999	69,814	958,904	5,034,329	2,864,303	39,708	64,903
291	계	S.T	1	1	105	332	219	-	-
	입원	I.P	-	-	-	-	-	-	-
	외래	O.P	1	1	105	332	219	-	-
292	계	S.T	5,066	6,409	146,218	438,462	292,193	4,242	5,292
	입원	I.P	15	25	148	4,188	3,670	7	5
	외래	O.P	5,051	6,384	146,070	434,274	288,523	4,235	5,287
293	계	S.T	30	41	162	4,275	2,927	20	32
	입원	I.P	3	7	21	1,991	1,516	2	6
	외래	O.P	28	34	141	2,284	1,411	19	26
294	계	S.T	3	3	368	662	451	2	2
	입원	I.P	-	-	-	-	-	-	-
	외래	O.P	3	3	368	662	451	2	2
295	계	S.T	-	-	-	-	-	-	-
	입원	I.P	-	-	-	-	-	-	-
	외래	O.P	-	-	-	-	-	-	-
296	계	S.T	1	1	1	17	15	2	3
	입원	I.P	-	-	-	-	-	-	-
	외래	O.P	1	1	1	17	15	2	3
297	계	S.T	148,675	373,144	820,559	70,546,534	62,057,415	157,881	396,107
	입원	I.P	7,591	131,273	338,442	48,332,100	43,933,290	6,607	126,739
	외래	O.P	143,171	241,871	482,117	22,214,434	18,124,124	153,038	269,368
298	계	S.T	79,843	298,317	3,736,131	48,299,385	40,413,109	85,179	312,439
	입원	I.P	1,458	22,000	44,529	12,083,683	10,606,098	1,143	18,100
	외래	O.P	79,322	276,317	3,691,602	36,215,702	29,807,011	84,665	294,339
기타	계	S.T	1,280	2,601	51,753,948	91,911,074	65,963,029	831	2,181
	입원	I.P	23	549	762	135,251	110,336	31	646
	외래	O.P	1,262	2,052	51,753,186	91,775,823	65,852,693	806	1,535

주 : 수진기준 (한의분류 제외, 급여일수, 진료비와 급여비는 약국포함)

연령별 급여현황(총계) <계속>

Disease Categories by Age(Total) <Cont'd>

(단위 : 명, 일, 천원)

Unit : Person, Day, KRW 1,000

74세			75세이상				
급여일수 Reimbursed Days	진료비 Medical Expense	급여비 Benefit	진료실인원 Patients	내원일수 Visits	급여일수 Reimbursed Days	진료비 Medical Expense	급여비 Benefit
2,503,267	42,858,183	31,120,391	335,261	1,318,005	4,502,158	74,781,655	54,110,646
168,314	20,012,802	15,254,200	16,162	186,269	289,140	32,872,931	24,893,648
2,334,953	22,845,381	15,866,191	329,113	1,131,736	4,213,018	41,908,724	29,216,997
171,921	3,104,693	2,234,739	54,316	92,107	260,624	5,057,795	3,701,741
3,039	506,071	390,630	666	3,612	6,940	1,275,105	975,471
168,882	2,598,622	1,844,109	53,891	88,495	253,684	3,782,690	2,726,271
210,871	7,603,148	5,881,761	26,685	169,652	372,922	16,351,313	12,835,149
22,569	4,306,654	3,557,519	1,970	47,154	58,789	10,991,867	9,028,084
188,302	3,296,495	2,324,242	26,154	122,498	314,133	5,359,446	3,807,065
11,847	956,258	736,975	2,099	11,456	40,761	4,084,978	3,144,352
3,858	914,889	711,651	1,598	10,254	16,480	3,954,366	3,065,317
7,989	41,370	25,324	621	1,202	24,281	130,612	79,034
38,806	2,321,021	1,751,806	9,288	27,712	69,955	7,497,768	5,774,635
9,411	1,981,552	1,536,457	2,095	17,618	26,349	7,011,022	5,465,204
29,395	339,469	215,349	7,669	10,094	43,606	486,745	309,431
30	2,159	954	10	15	127	2,672	1,748
-	-	-	2	3	12	1,257	1,005
30	2,159	954	9	12	115	1,415	742
129,664	1,556,973	1,143,448	17,805	42,623	241,975	3,846,697	2,889,182
6,216	866,748	666,901	1,906	9,379	16,460	2,690,093	2,070,215
123,448	690,224	476,548	16,170	33,244	225,515	1,156,605	818,967
302,712	20,775,257	16,474,415	42,090	172,014	556,566	39,802,252	31,652,713
84,788	18,028,761	14,509,670	5,486	106,682	174,880	35,061,718	28,136,408
217,924	2,746,495	1,964,745	38,521	65,332	381,686	4,740,534	3,516,305
60,270	824,409	621,895	5,240	53,848	190,118	3,536,213	2,608,115
5,453	521,115	393,450	432	33,967	35,872	2,785,353	2,042,720
54,817	303,294	228,445	4,853	19,881	154,246	750,860	565,395
773,561	6,122,691	3,901,908	62,229	113,891	1,081,269	9,834,629	6,472,631
15,774	1,819,557	1,436,405	2,469	9,972	30,429	3,641,301	2,879,930
757,787	4,303,134	2,465,503	60,236	103,919	1,050,840	6,193,329	3,592,701
361	962	673	2	10	312	7,923	7,121
-	-	-	-	-	-	-	-
361	962	673	2	10	312	7,923	7,121
116,264	341,602	225,945	6,503	8,509	190,685	665,264	460,397
104	1,053	908	30	432	558	58,787	48,773
116,160	340,549	225,036	6,474	8,077	190,127	606,477	411,624
210	6,045	4,392	21	29	540	3,241	2,175
18	4,243	3,363	3	4	19	1,835	1,409
192	1,802	1,029	19	25	521	1,406	767
3	58	35	2	2	189	253	190
-	-	-	-	-	-	-	-
3	58	35	2	2	189	253	190
-	-	-	-	-	-	-	-
-	-	-	-	-	-	-	-
-	-	-	-	-	-	-	-
6	45	40	3	3	11	79	46
-	-	-	-	-	-	-	-
6	45	40	3	3	11	79	46
782,352	69,551,963	60,459,600	365,748	875,515	1,456,286	129,432,586	108,569,287
302,429	44,586,233	40,573,534	12,200	230,913	451,771	71,388,748	64,401,217
479,923	24,965,730	19,886,066	356,450	644,602	1,004,515	58,043,838	44,168,070
3,267,529	32,684,347	26,227,605	157,091	572,536	5,241,082	40,645,734	30,220,679
33,087	6,290,427	5,387,544	2,180	59,112	77,321	8,495,590	6,771,612
3,234,442	26,393,920	20,840,061	155,671	513,424	5,163,761	32,150,144	23,449,066
47,534,423	85,173,355	61,285,704	913	6,420	91,762,729	174,185,181	125,884,801
838	245,327	210,050	152	5,026	5,667	763,198	618,913
47,533,585	84,928,028	61,075,654	773	1,394	91,757,062	173,421,983	125,265,888

Note : Based on the Treatment Month (excluding herbal medicine,including pharmacy in Treatment Days Treatment Amount and Benefit Amount)

제VI-3표

Table VI-3

질병소분류별 다빈도

Benefits by Frequency

순위 Rank	상병 기호 I.C.D	상 병 명 Diseases	진료실인원 Patients	내원일수 Visits	급여일수 Reimbursed Days	진료비 Medical Expense	급여비 Benefit
1	J20	급 성 기 관 지 염	16,788,119	58,986,487	258,142,595	1,672,973,902	1,240,932,505
2	K05	치 은 염 및 치 주 질 환	15,829,305	32,189,046	58,068,593	1,439,208,248	1,004,636,317
3	J30	혈 관 운 동 성 및 앨 러 지 성 비 염	7,034,188	16,978,082	104,511,426	509,325,205	368,217,622
4	I10	본 태 성 (원 발 성) 고 혈 압	6,063,677	45,378,417	1,520,325,164	3,140,018,995	2,238,470,948
5	J06	다발성및상세불명부위의급성상기도감염	6,021,474	12,053,028	54,271,020	333,566,471	243,165,432
6	K02	치 아 우 식	5,871,862	9,723,623	11,863,024	377,689,390	269,157,287
7	J03	급 성 편 도 염	5,728,747	11,605,146	48,527,191	361,399,172	266,686,233
8	K29	염 및 십 이 지 장 염	5,336,838	9,706,770	86,870,509	436,836,632	301,876,690
9	M54	등 통 증	5,254,064	24,056,601	96,807,988	883,047,852	639,888,956
10	J02	급 성 인 두 염	4,749,358	9,502,985	41,019,277	263,189,437	193,594,414
11	H10	결 막 염	4,690,391	8,080,849	27,069,973	274,785,637	200,913,835
12	A09	감염성및상세불명기원의기타위장염및결	4,625,172	8,416,776	34,724,169	501,746,595	363,944,338
13	L23	앨 러 지 성 접 촉 피 부 염	4,617,628	9,219,800	52,052,869	264,515,179	193,006,018
14	J00	급 성 비 인 두 염 [감 기]	4,500,372	9,374,657	42,729,206	218,340,377	161,773,435
15	K21	위 - 식 도 역 류 병	4,437,764	9,639,663	142,207,910	569,444,108	386,395,878
16	K04	치 수 및 근 단 주 위 조 직 의 질 환	4,297,830	14,548,182	21,962,992	613,968,329	434,242,755
17	J01	급 성 부 비 동 염	3,919,171	10,310,149	48,441,299	313,468,078	229,987,294
18	J04	급 성 후 두 염 및 기 관 염	3,440,222	6,908,197	31,262,049	198,018,305	144,513,338
19	M79	달 리 분 류 되 지 않 은 기 타 연 조 직 장 애	3,081,561	7,496,652	34,479,538	242,680,705	171,956,701
20	M17	무 료 관 절 증	2,869,031	20,057,289	139,004,919	1,506,815,942	1,110,435,406
21	E11	2 형 당 뇨 병	2,732,795	20,550,759	627,896,502	2,085,124,591	1,449,993,574
22	J40	급성인지만성인지명시되지않은기관지염	2,620,310	5,441,375	27,106,227	201,059,651	141,844,583
23	H52	굴 절 및 조 절 의 장 애	2,594,785	3,592,525	9,102,404	175,078,204	122,354,849
24	L50	두 드 러 기	2,538,419	4,997,915	38,038,482	166,081,076	114,757,376
25	H04	눈 물 계 통 의 장 애	2,444,182	4,571,824	23,039,789	216,206,287	153,502,894
26	B35	백 선 증	2,333,047	5,351,285	43,110,692	229,820,106	163,272,305
27	M75	어 깨 병 변	2,261,018	11,865,171	51,735,275	641,726,403	460,100,399
28	J32	만 성 부 비 동 염	2,175,722	5,967,878	27,825,971	258,987,570	182,943,137
29	S33	요추및골반의관절및인대의탈구,염좌및긴	2,141,973	6,455,828	22,038,739	245,107,029	175,137,144
30	E78	지 질 단 백 질 대 사 장 애 및 기 타 지 질 증	2,036,255	6,542,335	259,328,578	475,096,585	324,403,527
31	M51	기 타 추 간 판 장 애	1,967,561	12,134,974	56,698,816	727,508,526	518,266,712
32	S93	발목및발부위의관절및인대의탈구,염좌및	1,922,292	5,016,558	14,583,410	226,165,387	156,209,473
33	K03	치 아 경 조 직 의 기 타 질 환	1,857,125	2,772,913	3,905,623	133,719,461	93,739,815
34	K00	치 아 의 발 욱 및 맹 출 장 애	1,842,414	3,355,151	3,693,987	87,206,139	63,027,104
35	H16	각 막 염	1,820,718	3,459,217	12,972,116	143,234,532	101,997,394
36	R10	복 부 및 골 반 통 증	1,739,052	2,636,744	14,851,233	203,476,779	124,965,380
37	H00	맥 립 증 및 콩 다 래 끼	1,735,849	2,940,340	10,902,936	107,981,833	76,562,655
38	M48	기 타 척 추 병 증	1,735,651	12,181,646	85,512,201	795,597,808	570,196,907
39	K59	기 타 기 능 성 장 장 애	1,661,735	2,794,314	23,661,028	134,119,938	91,515,077
40	N30	방 광 염	1,638,623	3,715,380	21,458,364	156,189,459	109,118,305
41	K58	과 민 대 장 증 후 군	1,633,659	2,639,293	18,028,329	150,568,310	102,020,373
42	M65	윤 활 막 염 및 힘 줄 윤 활 막 염	1,611,294	4,655,287	20,185,391	177,389,990	125,589,827
43	M25	달 리 분 류 되 지 않 은 기 타 관 절 장 애	1,571,898	4,331,109	24,501,016	171,937,942	114,784,001
44	H66	화 농 성 및 상 세 불 명 의 중 이 염	1,557,676	6,311,924	26,037,728	211,598,812	158,721,020
45	H60	외 이 염	1,542,305	3,454,571	9,919,640	81,880,739	60,102,739
46	L30	기 타 피 부 염	1,531,414	2,707,111	16,365,547	89,805,687	61,297,146
47	K52	기 타 비 감 염 성 위 장 염 및 결 장 염	1,510,834	2,177,787	9,564,918	79,425,869	56,664,258
48	N76	질 및 외 음 부 의 기 타 염 증	1,501,001	2,902,792	12,601,661	110,714,721	76,013,194
49	J10	확안된계절성인플루엔자바이러스에의한	1,468,113	2,677,010	10,539,060	193,165,488	153,818,900
50	K08	치 아 및 지 구 조 의 기 타 장 애	1,435,569	4,022,784	7,108,893	1,378,572,195	908,891,822

주 : 수진기준 (한의분류 제외, 급여일수, 진료비와 급여비는 약국포함)

상병 급여현황(계)

of Disease(Total)

(단위 : 명, 일, 천원)

Unit : Person, Day, KRW 1,000

순위 Rank	상병 기호 I.C.D	상 병 명 Diseases	진료실인원 Patients	내원일수 Visits	급여일수 Reimbursed Days	진료비 Medical Expense	급여비 Benefit
51	S63	손목및손부위의관절및인대의탈구,염좌및	1,424,073	3,023,877	9,726,910	116,418,041	80,562,109
52	J45	천식	1,413,539	4,488,961	43,670,096	261,880,554	184,867,123
53	L24	자극물접촉피부염	1,353,403	2,289,504	11,694,025	64,851,197	46,776,606
54	N40	전립선증식증	1,275,069	5,868,149	199,267,425	494,146,238	333,792,267
55	K01	매몰치 및 매복치	1,252,929	2,653,625	6,134,716	148,850,890	98,049,660
56	M77	기타 골부착부병증	1,235,983	4,427,401	19,644,467	152,378,884	106,074,194
57	L03	연조직염	1,216,828	2,839,666	10,983,650	135,223,564	97,666,744
58	M47	척추증	1,209,353	6,118,495	25,287,947	273,644,125	200,627,406
59	L02	피부의농양, 종기 및 큰 종기	1,208,925	2,654,501	11,580,404	91,698,400	65,346,491
60	N72	자궁경부의염증성질환	1,205,783	2,109,318	8,969,055	88,534,747	60,274,519
61	J21	급성세기관지염	1,195,084	3,685,468	15,677,144	131,103,981	102,974,225
62	J11	바이러스가확인되지않은인플루엔자	1,194,701	1,970,609	8,503,570	98,962,935	74,886,359
63	Z46	기타장치의부착및조정을위하여보건서비스	1,134,763	1,599,496	1,754,966	85,321,629	60,696,759
64	M13	기타관절염	1,089,700	3,697,959	26,653,329	155,380,045	113,487,089
65	H25	노년백내장	1,075,362	3,377,971	12,231,134	558,010,436	435,014,821
66	J18	상세불명병원체의폐렴	1,067,028	5,537,402	18,029,712	786,809,612	626,833,977
67	H81	전정기능의장애	1,022,606	2,635,475	28,592,675	207,694,159	141,498,418
68	B37	칸디다증	1,003,483	1,852,842	8,262,287	74,350,726	52,056,945
69	M19	기타관절증	994,063	3,180,475	31,157,458	168,657,460	117,030,546
70	K12	구내염 및 관련 병변	984,719	1,629,992	5,982,586	47,338,792	34,054,101
71	M50	경추간판장애	957,814	5,094,824	21,437,778	268,041,474	188,837,938
72	J31	만성비염, 비인두염 및 인두염	954,841	2,137,552	10,243,351	67,888,660	47,510,277
73	J34	코 및 비동의기타장애	953,101	2,030,712	9,346,355	107,981,516	75,054,399
74	M81	병적골절이 없는 골다공증	928,405	3,036,555	69,661,064	207,871,202	142,195,122
75	S13	목부위의관절및인대의탈구,염좌및긴장	926,989	2,423,422	7,838,459	90,216,693	63,365,917
76	H35	기타망막장애	920,961	2,307,467	23,328,472	311,565,050	229,732,483
77	L20	아토피성피부염	917,712	2,067,163	16,560,555	81,629,812	56,145,359
78	R51	두통	910,964	1,501,103	15,779,231	113,232,558	69,711,219
79	H40	녹내장	906,793	2,721,278	16,957,454	265,562,705	176,455,637
80	K25	위궤양	904,204	1,964,105	26,262,081	158,847,879	111,365,474
81	R07	목구멍 및 가슴의통증	902,509	1,498,035	22,191,972	158,062,898	98,283,204
82	R42	어지럼증 및 어지럼	900,891	1,701,293	19,624,908	152,880,029	98,288,050
83	B00	헤르페스바이러스[단순헤르페스]감염	900,274	1,433,092	6,669,144	52,141,618	37,568,678
84	S61	손목 및 손의열린상처	866,386	2,768,871	6,614,604	112,441,293	73,806,696
85	L21	지루성피부염	854,890	1,699,004	11,059,358	51,222,641	36,360,883
86	K07	치아열굴이상 [부정교합 포함]	853,232	1,478,719	4,984,835	56,277,361	37,901,565
87	K63	장기의타질환	824,182	1,278,091	8,583,527	339,095,098	224,599,008
88	S83	무릎의관절및인대의탈구,염좌및긴장	822,994	3,183,503	10,976,155	238,523,033	164,741,664
89	J22	상세불명의급성하기도감염	817,506	1,801,257	7,989,138	51,252,542	37,801,385
90	J36	편도주위농양	775,000	1,490,474	5,948,660	53,426,789	38,899,853
91	R50	기타 및 원인미상의열	761,448	1,335,803	4,636,803	104,451,927	75,182,008
92	H65	비화농성중이염	757,905	2,267,309	9,168,821	80,695,083	58,012,349
93	K76	간의기타질환	737,664	1,200,502	16,620,069	108,707,875	71,499,997
94	Z29	기타예방적조치의필요	734,120	968,380	1,110,554	73,088,311	62,422,827
95	B02	대상포진	725,926	2,354,767	11,789,501	157,639,822	112,403,783
96	S02	두개골 및 안면골의골절	702,739	1,456,922	2,589,424	105,715,333	71,620,851
97	K30	기능성 소화불량	690,773	1,079,133	9,162,528	45,705,595	30,256,856
98	N95	폐경 및 기타 폐경 전후 장애	688,910	2,051,355	85,460,685	86,617,617	57,281,697
99	F32	우울에피소드	685,178	5,312,640	91,514,317	341,894,035	242,778,919
100	S43	견갑대의관절및인대의탈구,염좌및긴장	683,854	2,014,414	6,900,173	79,040,401	56,065,697

Note : Based on the Treatment Month (excluding herbal medicine,including pharmacy in Treatment Days Treatment Amount and Benefit Amount)

제Ⅵ-3표

Table VI-3

질병소분류별 다빈도

Benefits by Frequency

순위 Rank	상병 기호 I.C.D	상 병 명 Diseases	진료실인원 Patients	내원일수 Visits	급여일수 Reimbursed Days	진료비 Medical Expense	급여비 Benefit
101	A04	기 타 세 균 성 장 감 염	677,696	1,139,240	4,600,733	77,238,479	58,156,138
102	I20	협 심 증	664,495	2,865,098	146,394,463	825,950,613	636,737,498
103	F41	기 타 불 안 장 애	651,173	3,563,145	64,038,694	189,238,780	133,677,595
104	K64	치 핵 및 항 문 주 위 정 맥 혈 전 증	633,970	1,926,814	9,478,594	250,728,797	188,735,623
105	L04	급 성 림 프 절 염	619,367	1,095,077	4,473,783	39,887,833	28,278,880
106	R11	구 역 및 구 토	610,340	824,639	3,955,339	34,427,515	23,731,355
107	H01	눈 껍 풀 의 기 타 염 증	603,655	1,006,244	3,944,816	38,871,408	27,499,505
108	H11	결 막 의 기 타 장 애	594,676	910,463	3,551,583	43,091,867	29,951,936
109	G44	기 타 두 통 증 후 군 처	593,047	1,168,649	12,768,068	91,250,358	58,959,626
110	S01	머 리 의 열 린 상 처	581,911	1,653,536	3,581,329	92,710,056	55,433,631
111	Z34	정 상 임 신 의 관 리	576,520	4,169,510	8,262,631	356,992,766	297,584,597
112	S23	홍곽의관절및인대의탈구,염좌및긴장	571,089	1,025,071	4,064,843	39,323,928	27,729,385
113	G47	수 면 장 애	567,814	1,805,386	33,730,654	88,772,348	64,014,454
114	L08	피부및피하조직의기타국소감염	560,560	991,405	4,255,252	30,140,118	21,604,199
115	L25	상 세 불 명 의 접 촉 피 부 염	547,684	926,244	4,819,674	25,938,736	18,668,060
116	B08	달리분류되지않은피부및점막병변이특징	547,428	1,122,520	3,538,401	38,226,984	30,477,756
117	G43	편 두 통	544,438	1,200,205	15,052,825	75,579,253	50,512,561
118	H61	외 이 의 기 타 장 애	541,622	826,868	1,993,822	28,914,092	20,707,495
119	E03	기 타 갑 상 선 기 능 저 하 증	522,879	2,079,274	95,047,650	136,479,959	89,029,074
120	J35	편 도 및 아 데 노 이 드 의 만 성 질 환	513,147	1,094,098	4,279,577	77,213,046	59,512,057
121	J38	달리분류되지않은성대및후두의질환	510,150	979,984	5,906,075	56,760,534	38,559,922
122	N34	요 도 염 및 요 도 증 후 군	504,726	1,179,619	5,746,874	70,187,316	49,177,804
123	T15	외 안 의 이 물	494,490	720,972	1,914,212	34,624,964	24,204,687
124	B07	바 이 러 스 사 마 귀	493,999	1,380,451	2,471,924	77,822,823	52,780,656
125	S00	머 리 의 표 재 성 손 상	484,288	759,255	1,789,562	38,636,195	24,038,426
126	I63	뇌 경 색 증	484,098	9,629,973	114,701,188	1,473,922,205	1,109,789,321
127	N93	기 타 이 상 자 궁 및 질 출 혈	478,208	782,125	3,102,327	42,359,269	27,871,694
128	J39	상 기 도 의 기 타 질 환	477,947	943,958	4,137,568	36,633,524	26,462,515
129	J37	만 성 후 두 염 및 후 두 기 관 염	473,905	992,531	5,389,262	35,586,891	24,327,672
130	L29	가 려 움 발 진	464,417	849,063	7,395,859	30,380,610	20,301,055
131	N39	비 뇨 계 통 의 기 타 장 애	460,038	1,363,385	10,370,157	183,633,744	137,277,268
132	N64	유 방 의 기 타 장 애	458,999	588,842	1,619,601	25,730,550	16,148,013
133	A08	바 이 러 스 성 및 기 타 명 시 된 장 감 염	457,089	719,585	2,712,365	36,857,477	29,653,703
134	J41	단 순 성 및 점 액 화 농 성 만 성 기 관 지 염	449,577	969,928	5,239,265	31,053,721	22,819,228
135	N31	달리분류되지않은방광의신경근육기능장	448,558	1,246,714	30,708,525	91,998,944	62,159,260
136	F00	알츠하이머병에서의치매(G30.-+)	443,708	22,499,060	85,287,331	1,811,485,804	1,329,830,895
137	B18	만 성 바 이 러 스 간 염	442,368	1,858,048	63,060,929	471,910,658	309,725,781
138	E14	상 세 불 명 의 당 뇨 병	434,664	2,384,046	68,910,659	275,337,318	190,042,052
139	M10	통 풍	433,297	1,818,860	38,898,280	91,683,171	61,735,596
140	L28	만 성 단 순 태 선 및 가 려 움 발 진	430,781	891,337	5,888,220	31,705,482	21,895,364
141	S60	손 목 및 손 의 표 재 성 손 상	428,337	662,768	1,959,592	28,649,971	18,504,125
142	J42	상 세 불 명 의 만 성 기 관 지 염	426,502	935,909	6,013,172	36,325,326	25,733,419
143	R05	기 침	423,821	713,808	6,624,249	47,004,003	25,931,518
144	M53	달 리 분 류 되 지 않 은 기 타 등 병 증	414,542	1,328,946	4,739,472	58,480,761	41,932,947
145	S80	아 래 다 리 의 표 재 성 손 상	406,199	806,423	2,744,895	32,310,106	21,802,214
146	M62	근 육 의 기 타 장 애	402,771	1,013,716	3,735,153	38,393,676	27,587,565
147	H36	달 리 분 류 된 질 환 에 서 의 망 막 장 애	397,138	1,154,891	27,479,064	121,877,942	78,415,606
148	E04	기 타 비 독 성 고 이 터	394,520	840,783	15,735,435	62,762,372	35,640,722
149	D25	자 궁 의 평 활 근 중	392,894	992,592	5,833,203	193,754,265	143,639,719
150	L01	농 가 진	385,661	656,486	2,722,868	19,149,381	14,271,283

주 : 수집기준 (한의분류 제외, 급여일수, 진료비와 급여비는 약국포함)

상병 급여현황(계) <계속>

of Disease(Total) <Cont'd>

(단위 : 명, 일, 천원)

Unit : Person, Day, KRW 1,000

순위 Rank	상병 기호 I.C.D	상 병 명 Diseases	진료실인원 Patients	내원일수 Visits	급여일수 Reimbursed Days	진료비 Medical Expense	급여비 Benefit
151	M72	섬 유 모 세 포 장 애	383,829	1,290,328	5,880,101	52,238,074	37,144,407
152	S90	발 목 및 발 의 표 재 성 손 상	380,804	601,439	1,893,264	26,187,770	16,995,212
153	B30	바 이 러 스 결 막 염	377,398	776,667	2,245,056	22,658,488	16,389,460
154	N91	무 월 경 , 소 랑 및 희 발 월 경	376,290	552,061	2,074,003	20,411,113	13,401,118
155	H90	전 음 성 및 감 각 신 경 성 청 력 소 실	374,298	663,262	3,291,458	50,747,062	34,094,134
156	H19	달리분류된질환에서의공막및각막의장애	372,521	723,936	2,784,800	29,942,145	21,461,756
157	T14	상 세 불 명 의 신 체 부 위 의 손 상	355,077	630,681	1,937,315	27,111,497	17,695,662
158	C73	갑 상 선 의 악 성 신 생 물	352,668	1,649,320	97,662,595	284,412,058	229,363,306
159	D50	철 결 핏 빈 혈	350,654	736,118	16,192,619	44,630,983	30,196,210
160	D12	결장,직장,항문및항문관의양성신생물	349,969	617,551	4,575,154	141,640,051	92,845,125
161	H93	달리분류되지않은귀의기타장애	349,929	800,242	8,902,964	43,806,100	27,940,215
162	K27	상 세 불 명 부 위 의 소 화 성 궤 양	345,867	674,314	6,864,188	29,511,267	21,180,375
163	H26	기 타 백 내 장	345,842	886,597	3,838,610	180,838,224	132,042,156
164	L84	티 눈 및 균 은 살	344,492	783,598	1,838,504	36,556,056	25,592,253
165	D23	피 부 의 기 타 양 성 신 생 물	344,397	718,630	1,724,653	39,834,382	26,184,028
166	S22	늑 골 , 흉 골 및 흉 추 의 골 절	342,636	2,293,645	9,462,142	230,979,783	167,401,841
167	F51	비 기 질 성 수 면 장 애	340,699	1,532,068	29,190,459	62,765,476	45,107,094
168	S53	팔꿈치의관절및인대의탈구,염좌및긴장	337,156	825,873	2,516,003	36,149,331	25,402,288
169	T85	기타내부인공삽입장치,삽입물및이식편의	332,203	426,933	648,998	25,388,588	19,279,755
170	S92	발 목 을 제 외 한 발 의 골 절	330,060	2,161,293	5,521,292	162,522,719	114,877,150
171	M23	무 료 의 내 부 장 애	320,874	1,527,191	8,078,529	157,587,280	113,194,207
172	M76	발을제외한다리의골부착부병증	318,686	836,052	3,371,048	28,670,196	19,991,386
173	K75	기 타 염 증 성 간 질 환	311,647	805,202	14,872,772	103,285,359	73,197,291
174	S62	손 목 및 손 부 위 의 골 절	308,300	1,887,478	4,385,389	131,571,223	92,047,234
175	H02	눈 껍 풀 의 기 타 장 애	307,198	809,299	2,703,122	54,310,164	38,077,601
176	I11	고 혈 압 성 심 장 병	305,071	1,474,288	64,187,189	161,110,308	109,796,639
177	J15	달리분류되지않은세균성폐렴	297,474	1,246,139	4,227,219	161,901,898	128,110,605
178	R73	혈 당 치 상	295,874	475,775	7,332,423	24,756,474	16,370,673
179	D24	유 방 의 양 성 신 생 물	294,250	552,680	1,313,307	38,027,564	23,986,387
180	Z38	출 산 장 소 에 따 른 생 존 출 생	287,061	1,318,235	1,372,341	80,232,128	78,583,951
181	N41	전 립 선 의 염 증 성 질 환	278,396	936,053	9,794,388	63,800,267	44,459,350
182	M15	다 발 관 절 증	275,554	916,270	13,735,941	47,652,173	32,615,006
183	S20	흉 부 의 표 재 성 손 상	274,300	445,751	1,893,103	21,521,750	14,426,352
184	N20	신 장 및 요 관 의 결 석	272,960	852,240	6,870,927	280,201,393	187,397,154
185	K26	십 이 지 장 궤 양	264,983	549,688	7,547,887	60,335,703	42,259,858
186	R68	기 타 전 신 증 상 및 징 후	263,145	317,916	628,202	7,613,669	4,977,384
187	R04	기 도 출 혈	260,899	495,360	1,948,861	43,258,937	29,817,109
188	I67	기 타 뇌 혈 관 질 환	256,491	1,369,152	32,117,688	329,511,644	258,619,561
189	N92	과 다 , 빈 발 및 불 규 칙 월 경	255,199	377,766	1,203,987	14,890,581	9,565,046
190	Z96	기 타 기 능 성 삽 입 물 의 존 재	254,323	869,024	3,500,478	42,634,156	30,174,158
191	F06	뇌손상,뇌기능이상및신체질환에의한기타	251,396	1,197,976	26,888,603	110,979,180	76,194,155
192	S91	발 목 및 발 의 열 린 상 처	251,339	716,272	1,794,169	28,393,940	19,341,108
193	M67	윤 활 막 및 힘 줄 의 기 타 장 애	251,264	591,368	2,123,941	33,157,559	23,477,477
194	H43	유 리 체 의 장 애	250,871	425,738	2,700,766	43,665,835	30,767,633
195	E05	갑 상 선 독 증 [갑 상 선 기 능 항 진 증]	250,812	1,248,395	36,676,119	88,780,796	52,945,108
196	L72	피 부 및 피 하 조 직 의 모 낭 낭	246,071	682,568	1,779,228	35,879,331	23,428,817
197	S06	두 개 내 손 상	243,208	1,570,790	7,236,540	323,867,428	253,331,543
198	G56	팔 의 단 일 신 경 병 증	242,258	880,315	5,782,561	72,682,153	50,564,999
199	L60	손 발 톱 장 애	241,874	714,089	2,309,221	25,334,943	17,237,129
200	M43	기 타 변 형 성 등 병 증	241,506	1,249,547	8,481,094	122,949,980	88,138,560

Note : Based on the Treatment Month (excluding herbal medicine,including pharmacy in Treatment Days Treatment Amount and Benefit Amount)

제VI-3표

Table VI-3

질병소분류별 다빈도

Benefits by Frequency

순위 Rank	상병 기호 I.C.D	상 병 명 Diseases	진료실인원 Patients	내원일수 Visits	급여일수 Reimbursed Days	진료비 Medical Expense	급여비 Benefit
201	H91	기 타 청 력 소 실	241,086	586,079	3,179,019	49,172,889	32,309,604
202	N94	여성생식기관및월경주기와관련된통증및	238,074	382,331	1,399,513	11,209,584	7,277,304
203	I73	기 타 말 초 혈 관 질 환	235,364	598,260	15,142,543	51,514,696	37,607,183
204	L73	기 타 모 낭 장 애	234,152	481,624	4,054,931	16,728,219	11,287,345
205	A63	달리분류되지않은기타주로성행위로전파	233,609	449,226	1,754,130	34,296,359	23,704,428
206	R31	상 세 불 명 의 혈 뇨	232,903	518,053	5,033,652	52,535,105	29,997,714
207	N18	만 성 신 장 병	228,059	9,458,242	62,290,198	1,947,352,259	1,706,939,073
208	N60	양 성 유 방 형 성 이 상	223,177	362,709	1,140,070	20,071,117	11,563,180
209	R52	달 리 분 류 되 지 않 은 통 증	223,013	408,496	3,039,456	20,701,728	13,005,472
210	R94	기 능 검 사 의 이 상 결 과	221,101	359,560	5,064,947	28,524,444	16,220,790
211	R06	호 흡 의 이 상	218,384	422,223	3,705,252	51,122,319	32,244,269
212	L85	기 타 표 피 의 비 후	218,187	358,373	2,322,518	11,412,570	8,126,113
213	S52	아 래 팔 의 골 절	217,609	2,184,856	5,912,730	232,986,602	168,400,877
214	N73	기 타 여 성 골 반 염 증 질 환	217,108	487,431	2,233,066	33,462,632	23,188,610
215	N86	자 궁 경 부 의 미 란 및 외 반	215,518	367,299	1,374,677	17,898,354	12,414,434
216	S81	아 래 다 리 의 열 린 상 처	214,273	748,833	1,794,956	31,520,492	21,591,385
217	R00	심 장 박 동 의 이 상	213,269	390,629	5,756,229	32,729,615	20,273,599
218	N10	급 성 세 뇨 관 - 간 질 신 장 염	213,197	969,270	3,907,920	148,137,322	111,712,133
219	Z03	의심되는질병및병태를위한의학적관찰및	209,775	332,794	2,280,853	33,237,961	20,265,447
220	Z71	달리분류되~의학적권고를위해보건서비스	206,292	277,771	708,424	7,487,445	5,523,905
221	I48	심 방 세 동 및 조 동	200,763	1,045,175	47,319,742	260,177,294	193,853,127
222	T23	손 목 및 손 의 화 상 및 부 식	200,268	665,128	1,268,239	42,785,434	31,099,005
223	J44	기 타 만 성 폐 색 성 폐 질 환	198,311	1,333,270	20,916,114	185,944,528	131,811,819
224	S82	발 목 을 포 함 한 아 래 다 리 의 골 절	196,314	2,308,477	5,645,258	273,516,126	200,565,806
225	R60	달 리 분 류 되 지 않 은 부 종	195,038	380,924	5,131,803	24,874,630	15,600,829
226	I25	만 성 허 혈 심 장 병	193,453	785,423	42,405,311	249,998,243	193,607,095
227	Z39	분 만 후 관 리 및 검 사	192,922	294,946	876,809	5,582,076	3,246,781
228	H68	귀 인 두 관 염 및 귀 인 두 관 폐 색	192,188	355,718	1,385,375	11,180,721	8,030,937
229	K80	담 석	190,962	1,069,065	10,129,713	368,620,191	269,995,417
230	S32	요 추 및 골 반 의 골 절	187,553	2,161,081	9,783,809	259,370,071	188,757,665
231	I83	하 지 의 정 맥 류	185,676	519,766	5,322,018	50,846,492	36,643,988
232	G31	달리분류되지않은신경계통의기타퇴행성	183,288	592,560	17,804,638	49,144,750	36,067,611
233	R91	폐 의 진 단 영 상 검 사 상 이 상 소 견	183,026	348,357	1,293,920	37,166,668	20,069,198
234	C50	유 방 의 악 성 신 생 물	182,096	3,459,226	39,601,112	933,965,200	846,391,396
235	N63	유 방 의 상 세 불 명 의 덩 이	181,829	300,010	808,977	18,585,914	11,595,544
236	E07	갑 상 선 의 기 타 장 애	181,270	278,040	4,061,497	19,639,870	12,783,577
237	N87	자 궁 경 부 의 이 형 성	178,925	433,471	1,825,905	36,782,478	21,939,640
238	T16	귀 의 이 물	176,122	230,835	487,565	7,872,699	5,507,225
239	M24	기 타 특 정 관 절 장 애	171,094	779,010	2,490,996	44,313,659	31,917,543
240	L63	원 형 탈 모 증	170,158	785,367	2,339,134	28,529,131	18,828,322
241	K31	위 및 십 이 지 장 의 기 타 질 환	166,909	314,128	2,887,614	34,482,489	22,984,404
242	T17	기 도 의 이 물	165,682	194,160	363,650	10,332,116	6,648,669
243	S46	어깨및위팔부위의근육및힘줄의손상	164,675	1,060,747	3,978,094	87,150,437	63,819,140
244	D34	갑 상 선 의 양 성 신 생 물	164,112	307,943	4,500,960	23,719,741	13,693,932
245	L40	건 선	163,425	807,565	5,381,614	66,196,415	48,429,671
246	Z98	기 타 수 술 후 상 태	160,792	549,182	1,666,840	21,904,043	15,608,251
247	Z00	호소증상및보고된진단명이없는사람의일	160,706	224,743	2,260,876	12,256,829	7,670,811
248	S73	고관절의관절및인대의탈구,염좌및긴장	160,594	381,530	1,371,207	16,114,624	11,475,146
249	D17	양 성 지 방 종 성 신 생 물	159,532	496,500	1,234,407	41,991,279	28,751,742
250	D13	기타및부위불명의소화계통의양성신생물	158,784	456,260	3,742,801	88,773,775	58,839,782

주 : 수진기준 (한의분류 제외, 급여일수, 진료비와 급여비는 약국포함)

상병 급여현황(계) <계속>

of Disease(Total) <Cont'd>

(단위 : 명, 일, 천원)

Unit : Person, Day, KRW 1,000

순위 Rank	상병 기호 I.C.D	상 병 명 Diseases	진료실인원 Patients	내원일수 Visits	급여일수 Reimbursed Days	진료비 Medical Expense	급여비 Benefit
251	K73	달 리 분 류 되 지 않 은 만 성 간 염	158,366	359,089	7,488,095	28,717,671	19,297,565
252	C16	위 의 악 성 신 생 물	157,921	2,135,408	13,514,225	549,626,220	496,046,968
253	S05	눈 및 안 와 의 손 상	157,752	287,905	795,146	16,992,083	10,967,327
254	J09	확인된동물매개또는범유행인플루엔자바	157,041	259,119	1,056,615	15,840,425	12,328,579
255	H50	기 타 사 시	155,264	314,695	563,639	30,175,344	20,128,616
256	K92	소 화 계 통 의 기 타 질 환	153,609	386,115	2,825,012	73,805,732	53,560,683
257	D64	기 타 빈 혈	153,000	306,499	4,409,996	28,612,799	19,243,871
258	T78	달 리 분 류 되 지 않 은 유 해 작 용	152,045	261,683	2,140,059	19,907,103	12,943,026
259	G53	달 리 분 류 된 질 환 에 서 의 뇌 신 경 장 애	150,718	590,112	6,144,162	33,116,995	23,098,392
260	J98	기 타 호 흡 장 애	149,107	301,284	1,489,583	41,210,531	25,455,321
261	N97	여 성 불 임	148,984	1,079,174	3,195,978	116,271,824	79,278,668
262	K60	항 문 및 직 장 부 의 열 창 및 누 공	148,911	459,747	2,200,877	58,719,491	44,679,660
263	S50	아 래 팔 의 표 재 성 손 상	141,981	248,542	753,843	10,771,621	7,067,709
264	G40	뇌 전 증	141,966	840,570	35,038,974	160,716,351	114,595,233
265	F43	심한스트레스에대한반응및적응장애	141,750	596,694	8,409,752	38,671,705	26,862,734
266	M70	사용,과용및압박에관련된연조직장애	141,476	372,887	1,635,505	14,505,640	10,262,693
267	I49	기 타 심 장 부 정 맥	138,309	408,665	12,578,002	69,668,112	54,180,521
268	A60	항문생식기의헤르페스바이러스[단순헤르	137,583	252,501	1,439,560	13,139,413	9,216,976
269	M06	기 타 류 마 티 스 관 절 염	135,840	479,807	9,593,596	43,327,730	29,190,112
270	E06	갑 상 선 염	135,802	364,157	14,921,516	27,224,616	16,622,465
271	L91	피 부 의 비 대 성 장 애	134,800	375,205	830,867	13,123,542	8,766,800
272	M71	기 타 윤 활 낭 병 증	133,055	417,824	1,917,642	24,559,896	17,549,414
273	I50	심 부 전	132,593	1,039,334	20,630,274	204,869,576	156,289,575
274	N48	음 경 의 기 타 장 애	131,138	204,225	1,004,161	8,060,351	5,605,098
275	A49	상 세 불 명 부 위 의 세 균 감 염	130,177	272,391	1,177,171	19,659,289	14,897,679
276	R19	소화계통및복부의기타증상및징후	129,209	196,806	913,673	14,760,824	8,922,733
277	Z01	호소증상또는보고된진단명이없는사람의	128,812	171,266	1,075,570	6,794,120	4,371,283
278	J05	급성폐색성후두염[크룹]및후두개염	128,073	280,733	1,081,380	18,699,047	15,296,139
279	N84	여 성 생 식 관 의 폴 립	126,908	249,739	1,006,992	28,892,317	19,363,351
280	K06	잇몸및무치성치조용기의기타장애	126,312	177,307	314,424	6,548,865	4,594,162
281	S03	머리의관절및인대의탈구,염좌및긴장	125,707	195,351	416,557	6,285,376	4,234,481
282	K70	알 쿨 성 간 질 환	124,960	638,145	10,402,690	120,878,311	88,593,492
283	M22	무 료 뼈 의 장 애	124,523	321,391	1,542,762	13,205,174	9,081,337
284	N80	자 궁 내 막 증	122,658	364,807	5,080,056	69,770,453	49,823,145
285	E86	용 적 고 갈	121,893	200,490	656,325	11,482,346	8,598,876
286	K11	침 샘 의 질 환	120,211	246,001	1,003,306	16,718,383	10,658,630
287	E55	비 타 민 D 결핍	120,077	204,480	5,340,302	10,873,370	7,161,530
288	G57	다 리 의 단 일 신 경 병 증	119,821	368,197	2,046,108	19,356,781	13,425,405
289	K62	항 문 및 직 장 의 기 타 질 환	119,647	218,887	1,280,865	24,810,723	17,297,656
290	F45	신 체 형 장 애	118,938	465,284	7,950,339	24,215,612	16,764,000
291	A59	편 모 충 증	118,674	189,763	900,536	7,611,668	5,238,659
292	R22	피부및피하조직의국소적부기,종괴및덩이	117,924	277,609	817,043	22,080,793	12,733,834
293	D27	난 소 의 양 성 신 생 물	116,086	313,922	1,502,031	68,379,616	49,995,362
294	G25	기 타 추 체 외 로 및 운 동 장 애	115,415	376,429	12,960,925	31,212,341	20,627,337
295	G45	일 과 성 뇌 허 혈 발 작 및 관련 증 후 군	115,337	466,718	16,521,558	86,196,673	56,575,015
296	M05	혈 청 검 사 양 성 류 마 티 스 관 절 염	114,416	903,560	31,368,228	209,766,925	186,664,076
297	O80	단 일 자 연 분 만 립	113,882	375,900	782,257	158,555,051	155,990,001
298	R12	속 쓰	113,089	177,411	1,954,833	8,569,507	5,667,648
299	E30	달 리 분 류 되 지 않 은 사 춘 기 의 장 애	112,357	571,606	1,009,786	54,451,537	27,352,912
300	R55	실 신 및 허 탈	111,974	243,691	3,091,634	43,040,269	27,193,275

Note : Based on the Treatment Month (excluding herbal medicine,including pharmacy in Treatment Days Treatment Amount and Benefit Amount)

제VI-3표

Table VI-3

질병소분류별 다빈도

Benefits by Frequency

순위 Rank	상병 기호 I.C.D	상 병 명 Diseases	진료실인원 Patients	내원일수 Visits	급여일수 Reimbursed Days	진료비 Medical Expense	급여비 Benefit
301	S70	영 덩 이 및 대 퇴 의 표 재 성 손 상	110,711	207,885	768,075	9,962,408	6,800,931
302	N71	자궁 경부를제외한자궁의염증성질환	110,639	207,337	952,660	9,609,528	6,663,280
303	I21	급 성 심 근 경 색 증	109,367	653,682	27,292,398	415,733,593	358,128,343
304	F20	조 현 병	108,566	4,315,306	29,201,819	372,195,000	306,068,713
305	S30	복 부 , 아 래 등 및 골 반 의 표 재 성 손 상	108,483	200,253	738,322	11,634,003	7,838,501
306	R87	여 성 생 식 기 관 검 사 물 의 이 상 소 견	108,163	188,161	787,770	15,289,812	9,599,802
307	H53	시 각 장 애	105,955	186,772	1,057,538	16,169,194	9,257,324
308	G20	파 킨 슨 병	105,834	4,683,035	29,697,889	509,210,103	425,351,917
309	Z48	기타외과적치료를위하여보건의서비스	104,562	198,594	369,904	4,927,582	3,362,576
310	D21	결합조직및기타연조직의기타양성신생물	103,594	331,846	897,643	26,905,589	17,979,474
311	N83	난 소 , 난 관 및 넓 은 인 대 의 비 염 증 성 장 애	101,057	230,823	980,675	49,007,121	35,620,644
312	K82	담 낭 의 기 타 질 환	100,259	210,903	1,675,196	40,012,158	26,386,922
313	R92	유 방 의 진 단 영 상 검 사 상 이 상 소 견	99,884	125,593	382,993	5,315,766	3,167,533
314	S42	어 깨 및 위 팔 의 골 절	98,936	1,055,691	2,728,616	131,740,439	96,431,005
315	K35	급 성 충 수 염	98,124	571,710	1,076,291	242,897,602	193,573,272
316	K14	혀 의 질 환	98,089	186,599	1,057,590	6,329,678	4,160,831
317	R63	음식및수액섭취에관계된증상및징후	97,471	173,681	1,068,811	10,676,021	6,879,868
318	I70	죽 상 경 화 증	96,677	393,368	14,068,456	87,913,199	63,808,032
319	R03	진 단 명 없 는 혈 압 수 치 이 상	96,297	126,793	971,087	4,529,611	2,869,016
320	T30	상 세 불 명 신 체 부 위 의 화 상 및 부 식	96,075	244,430	563,112	12,020,414	8,304,580
321	F31	양 극 성 정 동 장 애	95,783	1,367,413	18,500,118	115,679,290	83,321,722
322	Z31	출 산 관 리	95,222	501,768	1,729,195	137,455,260	95,088,715
323	B36	기 타 표 재 성 진 균 증	94,688	141,487	923,034	5,196,682	3,640,827
324	L70	여 드 림	93,667	201,629	2,540,963	6,873,694	4,556,103
325	I65	뇌경색증을유발하지않은뇌전동맥의폐쇄	93,030	375,924	15,287,029	78,975,429	56,508,015
326	F48	기 타 신 경 성 장 애	92,288	207,871	2,369,900	8,164,936	5,758,171
327	T22	손목및손을제외한어깨와팔의화상및부식	91,392	336,629	660,172	17,752,206	12,350,598
328	C34	기 관 지 및 폐 의 악 성 신 생 물	91,167	2,452,086	12,270,867	913,111,090	844,457,122
329	M60	근 염	89,816	225,914	863,658	12,319,094	9,212,582
330	S51	아 래 팔 의 열 린 상 처	89,025	285,222	672,118	12,480,708	8,521,666
331	K74	간 의 섬 유 증 및 경 변 증	88,952	600,632	15,367,144	147,987,614	104,673,385
332	M41	척 주 측 만 증	88,377	309,890	908,022	17,278,198	12,514,471
333	K56	탈장이없는마비성장폐색증및장폐색	88,315	339,260	1,234,657	71,876,062	54,857,271
334	T00	여 러 신 체 부 위 를 침 범 한 표 재 성 손 상	88,090	173,673	508,236	7,996,883	5,240,650
335	S86	아 래 다리 부 위 의 근 육 및 힘줄 의 손 상	87,804	465,831	1,223,552	33,861,293	24,516,514
336	B01	수 두	86,947	189,074	643,220	8,172,223	6,341,186
337	S72	대 퇴 골 의 골 절	86,602	2,445,929	6,545,432	415,275,995	312,575,572
338	C18	결 장 의 악 성 신 생 물	86,472	1,552,683	6,367,840	437,548,567	397,250,504
339	C61	전 립 선 의 악 성 신 생 물	86,098	1,023,859	16,704,477	275,015,146	253,132,241
340	H33	망 막 박 리 및 망 막 열 공	84,546	246,533	1,538,627	49,986,022	34,879,602
341	I87	정 맥 의 기 타 장 애	84,340	170,389	3,993,455	10,372,274	7,096,303
342	G51	안 면 신 경 장 애	83,939	419,730	3,649,828	39,497,731	26,097,142
343	H57	눈 및 눈 부 속 기 의 기 타 장 애	83,914	129,152	566,409	7,535,969	4,509,342
344	M16	고 관 절 증	83,196	338,299	2,161,136	34,720,458	25,429,118
345	H20	홍 채 섬 모 체 염	82,767	340,952	1,426,887	16,251,992	10,813,416
346	T24	발목및발을제외한영덩이및다리의화상및	82,620	427,540	812,891	29,335,613	20,718,074
347	F33	재 발 성 우 울 장 애	81,885	749,535	12,746,019	47,483,412	34,159,994
348	H92	귀 통 증 및 귀 의 삼 출 액	81,621	107,000	372,518	3,573,362	2,243,960
349	B34	상 세 불 명 부 위 의 바 이 러 스 감 염	81,617	162,402	564,740	17,694,818	13,719,628
350	M99	달 리 분 류 되 지 않 은 생 체 역 학 적 병 변	80,187	396,385	2,001,123	26,694,474	19,229,885

주 : 수진기준 (한의분류 제외, 급여일수, 진료비와 급여비는 약국포함)

상병 급여현황(계) <계속>

of Disease(Total) <Cont'd>

(단위 : 명, 일, 천원)

Unit : Person, Day, KRW 1,000

순위 Rank	상병 기호 I.C.D	상 병 명 Diseases	진료실인원 Patients	내원일수 Visits	급여일수 Reimbursed Days	진료비 Medical Expense	급여비 Benefit
351	R21	발 진 및 기 타 비 특 이 성 피 부 발 진	80,175	108,660	509,236	4,529,741	2,781,450
352	J47	기 관 지 학 장 증	79,522	279,504	4,896,112	35,963,352	23,327,454
353	S66	손 목 및 손 부 위 의 근 육 및 힘 줄 의 손 상	79,315	491,371	1,126,184	45,223,671	33,039,546
354	R25	이 상 불 수 의 운 동	78,606	169,332	4,253,974	15,255,089	9,384,862
355	N46	남 성 불 임	78,213	143,129	240,725	10,096,627	6,643,263
356	S40	어 깨 및 위 팔 의 표 재 성 손 상	77,566	150,538	596,446	6,920,378	4,523,568
357	M20	손 가 락 및 발 가 락 의 후 천 변 형	77,184	380,362	1,384,069	44,916,059	32,794,709
358	D18	모 든 부 위 의 혈 관 종 및 림 프 관 종	76,856	175,621	1,129,452	23,984,328	15,279,977
359	T63	독 액 성 동 물 과 의 접 촉 의 독 성 효 과	76,518	104,021	324,931	6,423,940	4,461,139
360	Z32	임 신 검 사	75,671	129,843	256,986	5,820,982	4,403,188
361	F10	알 코 술 사 용 에 의 한 정 신 및 행 동 장 애	74,856	2,428,585	7,012,394	196,434,208	146,602,927
362	P59	기타및상세불명의원인으로인한신생아항	73,924	189,750	217,384	15,284,191	14,469,909
363	C22	간 및 간 내 담 관 의 악 성 신 생 물	73,171	1,604,197	16,457,515	609,014,969	559,643,028
364	E13	기 타 명 시 된 당 뇨 병	71,975	407,492	10,250,496	37,859,432	26,882,298
365	N32	방 광 의 기 타 장 애	71,774	175,779	5,073,805	17,035,367	11,315,409
366	M96	달리분류되지않은처치후근골격장애	71,309	410,780	4,080,514	39,968,671	28,040,325
367	N77	달리분류된질환에서의외음질의괴양및염	70,636	125,049	548,414	4,646,552	3,169,835
368	L27	내 부 로 섭 취 된 물 질 에 의 한 피 부 염	69,596	131,264	727,042	5,594,692	3,897,230
369	G50	삼 차 신 경 의 장 애	68,873	193,762	3,333,770	16,675,423	11,012,310
370	H15	공 막 의 장 애	68,601	121,482	553,695	5,091,587	3,474,030
371	R09	순환계통및호흡계통의기타증상및징후	67,444	130,983	1,177,803	10,848,877	6,606,994
372	H73	고 막 의 기 타 장 애	67,384	199,238	594,594	6,070,476	4,322,945
373	R80	고 립 된 단 백 뇨	67,091	143,501	2,722,859	11,816,246	7,053,340
374	K86	췌 장 의 기 타 질 환	66,918	229,088	2,265,908	36,011,243	22,232,698
375	R56	달 리 분 류 되 지 않 은 경 련	66,649	217,566	3,621,991	48,680,781	36,930,792
376	F90	운 동 과 다 장 애	65,578	588,570	11,155,263	49,270,510	34,946,195
377	I88	비 특 이 성 림 프 절 염	65,033	134,535	532,083	13,320,079	9,521,151
378	E28	난 소 의 기 능 이 상	64,566	147,254	1,695,188	7,132,631	4,446,724
379	H34	망 막 혈 관 폐쇄	63,986	254,208	5,475,598	30,763,992	18,590,811
380	N28	달리분류되지않은신장및요관의기타장애	63,344	146,674	1,783,661	21,852,679	13,673,537
381	R35	다 뇨	62,795	125,948	2,808,667	8,243,112	5,439,400
382	G81	편 마 비	62,115	6,978,673	9,855,170	744,476,843	567,523,987
383	L80	백 반 증	61,479	943,229	1,754,271	51,026,549	33,593,156
384	O82	제 왕 절 개 에 의 한 단 일 분 만	61,142	334,359	474,766	101,989,797	93,907,136
385	F03	상 세 불 명 의 치 매	60,619	1,416,609	7,648,665	123,383,473	88,269,496
386	R76	혈 청 의 기 타 면 역 학 적 이 상 소 견	59,674	173,504	3,012,864	9,289,976	4,864,481
387	N45	고 환 염 및 부 고 환 염	59,496	161,068	1,088,441	10,377,502	7,227,900
388	K13	입 술 및 구 강 점 막 의 기 타 질 환	59,367	95,651	415,783	3,555,950	2,259,901
389	M21	사 지 의 기 타 후 천 변 형	58,942	212,472	714,698	23,738,609	16,826,766
390	G63	달리분류된질환에서의다발신경병증	58,280	234,685	8,911,321	33,510,282	22,569,527
391	G58	기 타 단 일 신 경 병 증	57,564	131,977	762,255	7,068,123	4,931,342
392	M94	연 골 의 기 타 장 애	57,261	128,692	845,195	10,453,602	7,276,807
393	O02	기 타 비 정 상 적 수 태 부 산 물	57,072	149,243	423,890	19,265,815	14,665,094
394	E87	수분, 전해질및산-염기균형의기타장애	57,017	242,448	1,961,473	41,636,307	31,362,952
395	I61	뇌 내 출 혈	56,708	2,776,093	11,509,266	452,468,767	364,975,386
396	K71	독 성 간 질 환	56,487	148,230	2,128,452	16,719,389	11,843,080
397	K61	항 문 및 직 장 부 의 능 양	55,457	238,673	860,151	34,468,740	26,981,051
398	O20	초 기 임 신 중 출 혈	54,889	135,751	252,514	11,407,940	9,421,173
399	M80	병 적 골 질 을 동 반 한 골 다 공 증	54,837	243,642	5,267,827	27,597,143	19,155,196
400	O24	임 신 중 당 뇨 병	54,578	138,148	386,892	9,189,762	7,410,797

Note : Based on the Treatment Month (excluding herbal medicine,including pharmacy in Treatment Days Treatment Amount and Benefit Amount)

제Ⅵ-3표

Table VI-3

질병소분류별 다빈도

Benefits by Frequency

순위 Rank	상병 기호 I.C.D	상 병 명 Diseases	진료실인원 Patients	내원일수 Visits	급여일수 Reimbursed Days	진료비 Medical Expense	급여비 Benefit
401	H69	귀 인 두 관 의 기 타 장 애	54,522	82,020	370,576	3,549,831	2,263,051
402	F01	혈 관 성 치 매	54,371	1,915,532	8,712,712	164,628,873	121,005,832
403	T25	발 목 및 발 의 화 상 및 부 식	54,321	312,199	607,082	26,604,081	20,370,340
404	R62	기 대 되는 정 상 생 리 학 적 발 달 의 결 여	54,247	547,601	808,443	34,158,286	27,501,589
405	F34	지 속 성 기 분 [정 동] 장 애	53,922	375,149	6,569,100	19,274,831	13,850,737
406	E10	1 형 당 뇨 병	53,324	387,057	6,480,732	48,958,219	34,248,053
407	Z51	기타의학적관리를위하여보건의서비스와접	53,292	881,687	3,043,422	367,158,361	343,434,076
408	D69	자 반 및 기 타 출 혈 성 병 태	53,197	189,305	1,702,807	29,908,069	22,564,427
409	K57	장 의 개 실 병	52,864	212,716	913,889	44,860,978	32,099,434
410	K81	담 낭 염	52,260	282,284	1,324,855	94,146,584	69,156,139
411	O34	골반기관의알려진또는의심되는이상에대	51,525	309,997	520,627	79,122,904	71,397,381
412	C20	직 장 의 악 성 신 생 물	50,770	985,166	4,114,750	274,731,391	250,640,067
413	M46	기 타 염 증 성 척 추 병 증	50,364	352,544	1,803,441	47,803,311	35,583,672
414	S76	영덩이및대퇴부위의근육및힘줄의손상	49,833	185,244	519,454	10,696,202	7,795,803
415	T20	머 리 및 목 의 화 상 및 부 식	49,550	177,998	320,619	16,933,424	12,964,286
416	H18	각 막 의 기 타 장 애	49,160	121,626	526,776	8,269,484	5,308,504
417	G30	알 츠 하 이 머 병	49,149	699,292	8,652,883	77,970,629	55,807,183
418	M35	결 합 조 직 의 기 타 전 신 침 범	48,955	285,197	9,050,974	43,587,222	37,150,680
419	I69	뇌 혈 관 질 환 의 후 유 증	48,780	1,138,435	8,486,236	106,367,524	78,263,403
420	K40	사 타 구 니 탈 장	48,688	238,227	593,781	66,324,535	52,371,499
421	N85	자궁경부를제외한자궁의기타비염증성장	48,379	112,790	940,353	13,349,075	8,966,401
422	A56	기타성행위로전파되는클라미디아질환	47,646	83,240	367,802	3,877,842	2,676,091
423	L81	색 소 침 착 의 기 타 장 애	47,572	74,695	306,514	2,384,346	1,283,988
424	Z35	고 위 험 임 신 의 관 리	47,354	180,020	397,891	15,942,090	12,580,719
425	G62	기 타 다 발 신 경 병 증	47,322	143,899	2,870,175	15,913,827	10,048,549
426	I47	발 작 성 빈 맥	47,200	169,495	6,073,473	63,780,304	54,894,507
427	M12	기 타 특 정 관 절 병 증	47,129	143,274	1,508,466	7,886,518	5,404,116
428	D35	기타및상세불명의내분비선의양성신생물	46,782	245,737	4,543,918	56,578,363	44,672,887
429	O99	달리분류될수있지만임신,출산및산후기에	46,417	90,441	511,052	8,702,488	6,580,482
430	K20	식 도 염	46,322	94,136	2,022,642	9,228,502	5,874,694
431	G54	신 경 근 및 신 경 총 장 애	46,146	166,888	1,123,516	12,474,694	8,497,954
432	S67	손 목 및 손 의 으 껌 손 상	46,140	200,044	449,010	15,347,001	11,152,487
433	L98	달리분류되지않은피부및피하조직의기타	45,816	126,672	408,443	9,111,922	6,047,138
434	F40	공 포 성 불 안 장 애	45,047	233,338	4,500,046	13,749,843	9,513,896
435	J33	코 폴 립	44,608	135,522	941,826	14,134,214	8,699,289
436	R20	피 부 감 각 의 장 애	44,381	75,114	891,683	7,323,106	4,183,377
437	O60	조 기 진 통 및 분 만	44,282	288,413	423,919	51,644,915	44,878,871
438	R93	기타신체구조의진단영상검사상이상소견	44,096	68,975	402,612	9,147,115	5,315,510
439	K51	궤 양 성 대 장 염	43,976	262,400	9,164,745	74,299,445	65,345,504
440	Z30	피 임 관 리	43,732	50,980	146,375	2,075,977	1,383,688
441	M45	강 직 적 추 염	43,724	277,988	7,515,306	103,685,361	92,419,958
442	E22	뇌 하 수 체 의 기 능 항 진	43,648	219,113	1,397,150	35,124,552	22,072,271
443	R30	배 뇨 와 연 관 된 통 증	43,040	67,703	557,482	4,068,638	2,636,185
444	D37	구강및소화기관의행동양식불명또는미상	42,946	155,390	979,800	39,920,012	33,808,110
445	A41	기 타 패 혈 증	42,680	590,433	838,541	143,564,541	115,908,460
446	Q21	심 장 중 격 의 선 천 기 형	42,569	133,157	1,817,462	69,475,853	63,629,203
447	N02	재 발 성 및 지 속 성 혈 뇨 증	42,529	124,589	4,081,923	16,434,304	10,337,603
448	I42	심 근 벽 수축 장애	42,219	324,642	10,884,900	96,136,723	84,857,349
449	M40	척 추 후 만 증 및 척 추 전 만 증	42,150	146,383	759,500	11,714,026	8,385,784
450	J46	천 식 지 속 상 태	41,845	181,755	2,070,031	20,061,314	14,572,741

주 : 수집기준 (한의분류 제외, 급여일수, 진료비와 급여비는 약국포함)

상병 급여현황(계) <계속>

of Disease(Total) <Cont'd>

(단위 : 명, 일, 천원)

Unit : Person, Day, KRW 1,000

순위 Rank	상병 기호 I.C.D	상 병 명 Diseases	진료실인원 Patients	내원일수 Visits	급여일수 Reimbursed Days	진료비 Medical Expense	급여비 Benefit
451	L71	주 사	41,735	105,812	1,431,577	4,313,002	2,462,126
452	H62	달리분류된 질환에서 의외의 장애	40,919	118,629	309,071	2,842,378	2,054,617
453	R59	림프절 비대	40,217	76,495	284,995	6,984,539	4,177,254
454	L42	장미색 잔비늘증 (비강진)	40,215	82,006	435,242	2,926,222	1,962,779
455	B86	옴	39,953	79,188	528,740	2,826,977	1,922,307
456	N13	폐색성 및 역류성 요로병증	39,419	149,132	1,066,654	36,345,228	26,313,953
457	I66	뇌경색증을 유발하지 않은 대뇌동맥의 폐쇄	39,135	180,673	6,760,739	34,515,036	23,703,033
458	B09	피부 및 점막 병변이 특징인 상세포의 비	39,109	58,618	224,062	2,007,201	1,418,529
459	T21	몸통의 화상 및 부식	38,961	164,537	325,997	13,059,295	9,631,522
460	R41	인지기능 및 자각에 관련된 기타 증상 및 징후	38,854	117,049	3,058,597	13,924,915	8,603,839
461	S96	발목 및 발부위의 근육 및 힘줄의 손상	38,795	150,088	381,400	10,542,243	7,721,272
462	K85	급성 췌장염	38,427	279,925	1,945,379	66,749,874	49,176,409
463	T31	포함된 신체 표면의 정도에 따라 분류된 화상	38,195	198,709	293,638	29,044,298	22,965,736
464	K83	담도의 기타 질환	37,904	176,947	1,813,865	49,300,787	37,406,459
465	R43	후각 및 미각 장애	37,802	77,465	495,838	3,749,207	2,282,938
466	K10	턱의 기타 질환	37,651	91,762	315,352	6,012,147	4,096,867
467	L53	기타 홍반성 병태	37,545	70,866	390,885	2,556,361	1,715,888
468	S31	복부, 아래 등 및 골반의 열린 상처	37,500	95,377	204,354	5,127,652	3,708,648
469	M49	달리분류된 질환에서의 척추병증	37,422	219,534	970,279	11,954,070	9,068,801
470	Q38	혀, 입 및 인두의 기타 선천기형	37,043	59,542	101,808	3,305,249	2,538,569
471	D06	자궁경부의 제자리암종	36,847	149,819	903,935	20,686,397	18,086,405
472	M85	골밀도 및 구조의 기타 장애	36,584	80,130	4,416,836	7,411,049	4,493,837
473	A05	달리분류되지 않은 기타 세균성 음식 매개 중	36,392	54,412	213,478	2,618,660	1,966,905
474	G24	근긴장 장애	36,379	92,246	2,025,135	8,556,594	5,641,019
475	Z95	심장 및 혈관 삽입물 및 이식편의 존재	35,860	130,770	8,851,651	28,822,927	19,680,005
476	Z47	기타정형외과적 추척 치료를 위하여 보건의	35,827	175,251	672,416	36,118,430	27,114,109
477	Z94	이식된 기관 및 조직의 상태	35,733	412,889	11,719,362	304,995,527	273,918,765
478	L05	모소	35,281	91,278	448,091	4,442,748	3,121,909
479	G93	뇌의 기타 장애	35,235	377,744	1,493,875	55,599,301	42,781,995
480	B17	기타 급성 바이러스 간염	34,831	96,587	873,000	14,965,685	10,652,835
481	A64	상세 불명 의 성매개 질환	34,731	61,526	275,038	4,656,033	3,238,410
482	E34	기타 내분비 장애	34,708	113,983	407,690	13,281,791	7,561,756
483	C67	방광의 악성 신생물	34,547	494,268	4,853,013	119,511,707	107,932,807
484	I51	심장병의 불명확한 기록된 합병증	34,439	91,712	3,180,016	13,653,526	9,657,480
485	T81	달리분류되지 않은 처치의 합병증	34,422	184,492	508,005	32,596,259	25,315,676
486	I95	저혈압	34,356	71,118	787,519	8,151,027	5,708,505
487	Z20	전염성 질환에 접촉 및 노출	33,962	54,520	184,846	2,510,015	1,257,810
488	I60	지주막하출혈	33,504	802,263	7,028,736	237,234,467	202,315,299
489	T79	달리분류되지 않은 외상의 특정 조기 합병증	33,364	76,093	216,309	4,996,004	3,753,572
490	D14	중이 및 호흡계통의 양성 신생물	33,211	66,581	317,689	10,564,593	6,781,432
491	D10	입 및 인두의 양성 신생물	33,046	71,338	247,933	6,478,099	4,023,828
492	L90	피부의 위축 장애	32,877	75,184	183,412	4,489,727	2,979,286
493	N17	급성 신부전	32,678	283,487	1,746,310	75,725,154	58,872,876
494	M92	기타 연소성 골연골증	32,673	83,479	258,097	4,145,757	2,859,729
495	M87	골괴사	32,382	281,324	1,692,880	64,266,607	48,494,327
496	J84	기타 간질성 폐 질환	32,076	247,521	3,481,753	75,474,380	62,383,448
497	L74	에크린 땀샘 장애	31,661	38,811	141,694	991,581	717,885
498	D05	유방의 제자리암종	31,611	286,187	5,024,666	76,004,633	66,300,511
499	T67	열 및 빛의 염상	31,226	55,991	211,897	4,915,437	3,631,102
500	N21	하부요로의 결석	31,167	60,291	446,863	11,104,431	7,675,624

Note : Based on the Treatment Month (excluding herbal medicine, including pharmacy in Treatment Days Treatment Amount and Benefit Amount)

제VI-3-1표

Table VI-3-1

질병소분류별 다빈도

Benefits by Frequency

순위 Rank	상병 기호 I.C.D	상 병 명 Diseases	진료실인원 Patients	내원일수 Visits	급여일수 Reimbursed Days	진료비 Medical Expense	급여비 Benefit
1	K05	치 은 염 및 치 주 질 환	7,751,687	16,267,836	30,662,575	730,734,798	509,526,232
2	J20	급 성 기 관 지 염	7,532,246	27,062,468	118,223,706	765,083,654	569,782,883
3	J30	혈 관 운 동 성 및 앨 러 지 성 비 염	3,278,989	8,201,724	51,666,518	248,177,839	179,566,781
4	I10	본 태 성 (원 발 성) 고 혈 압	3,024,444	21,154,867	739,381,947	1,491,297,207	1,055,570,480
5	K02	치 아 우 식	2,784,296	4,630,143	5,738,556	183,289,960	130,589,129
6	J06	다발성및상세불명부위의급성상기도감염	2,677,460	5,310,463	23,857,750	147,383,373	107,717,874
7	J03	급 성 편 도 염	2,572,839	5,162,615	21,493,645	163,942,300	121,558,844
8	K04	치 수 및 근 단 주 위 조 직 의 질 환	2,242,577	7,578,453	11,737,949	322,777,776	228,141,121
9	M54	등 통 증	2,205,349	9,018,794	36,666,630	342,557,905	245,006,512
10	A09	감염성및상세불명기관의기타위장염및결	2,184,119	3,938,128	16,317,543	224,329,313	163,466,673
11	K29	위 염 및 십 이 지 장 염	2,133,505	3,780,760	35,968,285	178,934,454	122,992,719
12	J02	급 성 인 두 염	2,083,228	4,156,671	17,938,269	115,992,231	85,702,257
13	J00	급 성 비 인 두 염 [감 기]	2,043,685	4,239,041	19,208,367	98,649,909	73,183,476
14	H10	결 막 염	1,973,530	3,371,457	10,794,385	111,523,976	81,654,698
15	L23	앨 러 지 성 접 촉 피 부 염	1,935,797	4,039,483	24,582,228	119,132,790	87,076,890
16	K21	위 - 식 도 역 류 병	1,882,925	4,001,670	63,731,126	249,644,652	168,606,870
17	J01	급 성 부 비 동 염	1,810,346	4,939,908	23,507,842	150,272,205	110,630,710
18	E11	2 형 당 뇨 병	1,513,627	10,953,153	347,137,646	1,128,547,835	780,221,271
19	J04	급 성 후 두 염 및 기 관 염	1,473,098	2,933,497	13,355,834	84,226,954	61,664,063
20	B35	백 선 증	1,297,477	2,874,124	23,565,635	123,395,301	87,301,863
21	M79	달 리 분 류 되 지 않 은 기 타 연 조 직 장 애	1,293,440	2,928,976	12,722,129	94,218,355	66,477,992
22	N40	전 립 선 증 식 증	1,275,069	5,868,149	199,267,425	494,146,238	333,792,267
23	H52	굴 절 및 조 절 의 장 애	1,179,426	1,622,038	3,764,535	76,444,807	53,396,227
24	J40	급성인지만성인지명시되지않은기관지염	1,147,962	2,315,115	11,592,465	84,428,175	59,299,461
25	L50	두 드 러 기	1,126,684	2,260,339	18,014,498	75,666,800	52,393,321
26	S33	요추및골반의관절및인대의탈구,염좌및긴	1,060,770	2,987,608	10,395,494	115,891,902	82,171,070
27	J32	만 성 부 비 동 염	999,356	2,830,771	13,472,248	133,491,879	94,327,466
28	M75	어 깨 병 변	993,781	4,910,595	22,216,971	278,866,422	199,276,519
29	K00	치 아 의 발 육 및 맹 출 장 애	927,997	1,659,531	1,841,008	44,226,426	31,916,846
30	S93	발목및발부위의관절및인대의탈구,염좌및	917,301	2,284,701	6,768,653	108,467,456	74,818,535
31	K03	치 아 경 조 직 의 기 타 질 환	890,547	1,346,921	1,948,441	67,617,094	47,347,607
32	M51	기 타 추 간 판 장 애	871,574	5,213,341	25,061,437	334,255,237	236,365,567
33	M17	무 료 관 절 증	858,435	5,009,087	35,877,166	317,299,256	230,433,128
34	E78	지 질 단 백 질 대 사 장 애 및 기 타 지 질 증	812,834	2,311,464	94,240,172	181,816,999	123,062,853
35	H04	눈 물 계 통 의 장 애	812,142	1,505,544	7,603,569	68,688,864	48,575,804
36	K58	과 민 대 장 증 후 군	774,766	1,259,531	8,937,379	75,295,980	50,891,248
37	H66	화 농 성 및 상 세 불 명 의 중 이 염	758,035	3,188,612	13,232,753	104,547,501	78,791,092
38	K59	기 타 기 능 성 장 장 애	753,940	1,281,152	10,670,689	62,375,157	42,458,806
39	S63	손목및손부위의관절및인대의탈구,염좌및	746,521	1,518,558	4,804,355	61,792,818	42,573,866
40	K08	치 아 및 지 지 구 조 의 기 타 장 애	727,538	1,980,186	3,573,136	665,566,405	437,735,555
41	H00	맥 립 종 및 콩 다 래 끼	721,842	1,240,508	4,622,561	46,221,285	32,805,977
42	L30	기 타 피 부 염	713,338	1,314,985	8,495,152	45,168,503	30,830,372
43	K52	기 타 비 감 염 성 위 장 염 및 결 장 염	700,740	999,404	4,381,236	36,458,063	25,989,849
44	H60	외 이 염	687,727	1,588,290	4,483,725	37,709,814	27,644,718
45	J10	확인된계절성인플루엔자바이러스에의한	670,027	1,200,403	4,792,916	86,393,775	69,167,460
46	M25	달 리 분 류 되 지 않 은 기 타 관 절 장 애	667,078	1,712,990	9,342,834	70,957,709	47,077,636
47	H16	각 막 염	663,388	1,253,476	4,406,793	49,842,656	35,438,944
48	R10	복 부 및 골 반 통 증	656,522	980,861	5,852,920	81,446,615	49,589,109
49	M48	기 타 척 추 병 증	644,791	4,410,394	31,515,329	298,507,170	212,080,501
50	J45	천 식	642,017	2,033,378	19,417,589	113,111,471	79,705,673

주 : 수진기준 (한의분류 제외, 급여일수, 진료비와 급여비는 약국포함)

상병 급여현황(남자)

of Disease(Male)

(단위 : 명, 일, 천원)

Unit : Person, Day, KRW 1,000

순위 Rank	상병 기호 I.C.D	상 병 명 Diseases	진료실인원 Patients	내원일수 Visits	급여일수 Reimbursed Days	진료비 Medical Expense	급여비 Benefit
51	M65	윤 활 막 염 및 힘 줄 윤 활 막 염	638,388	1,733,692	7,670,534	66,475,822	47,070,472
52	K01	매 물 치 및 매 북 치	607,549	1,259,048	2,932,690	72,118,921	47,363,397
53	L02	피 부 의 농 양 , 종 기 및 큰 종 기	599,139	1,405,343	6,312,870	49,781,414	35,348,452
54	L03	연 조 직 염	595,828	1,470,008	5,683,994	73,666,223	53,032,186
55	M77	기 타 골 부 착 부 병 증	581,079	2,033,931	9,343,133	70,116,852	48,759,155
56	J21	급 성 세 기 관 지 염	571,244	1,848,132	7,835,890	67,479,213	53,512,440
57	L24	자 극 물 접 촉 피 부 염	569,664	1,007,265	5,509,024	29,330,282	21,224,233
58	J11	바이러스가 확인되지 않은 인플루엔자	547,289	892,632	3,881,324	44,250,991	33,624,108
59	Z46	기타장치의부착및조정을위하여보건서비	543,978	770,893	845,818	40,031,095	28,449,641
60	J18	상 세 불 명 병 원 체 의 폐 렴	510,894	2,835,825	9,208,242	439,590,803	351,615,721
61	S61	손 목 및 손 의 열 린 상 처	497,607	1,589,066	3,803,340	68,011,943	44,604,958
62	K63	장 의 기 타 질 환	495,815	759,149	5,244,434	208,597,439	137,512,770
63	L21	지 루 피 부 염	489,287	1,012,651	6,922,933	31,337,247	22,261,671
64	M47	척 추 증	479,628	2,222,517	9,349,531	105,618,263	76,640,381
65	J34	코 및 비 동 의 기 타 장 애	479,422	1,074,676	5,020,799	65,566,751	45,526,193
66	R07	목 구멍 및 가슴 의 통 증	448,703	745,598	11,226,557	82,170,170	51,203,723
67	S83	무릎의관절및인대의탈구,염좌및긴장	441,104	1,711,742	5,619,763	145,815,147	99,549,356
68	K12	구 내 염 및 관 련 병 변	441,049	731,364	2,605,448	21,659,080	15,573,901
69	H25	노 년 백 내 장	439,425	1,379,661	5,307,907	226,714,674	176,227,733
70	L20	아 토 피 성 피 부 염	437,555	1,061,985	8,932,728	43,930,586	30,024,315
71	J31	만 성 비 염 , 비 인 두 염 및 인 두 염	431,087	976,515	4,798,151	31,890,365	22,307,858
72	M50	경 추 간 판 장 애	430,422	2,317,780	10,486,528	130,539,286	91,538,271
73	N34	요 도 염 및 요 도 증 후 군	429,030	1,034,346	4,967,379	63,282,028	44,291,074
74	K25	위 궤 양	428,488	931,907	13,197,278	85,071,849	59,597,404
75	H40	녹 내 장	420,768	1,318,331	8,084,747	130,129,511	86,022,155
76	S13	목부위의관절및인대의탈구,염좌및긴장	418,724	1,020,094	3,512,224	40,796,740	28,571,090
77	H35	기 타 망 막 장 애	403,879	1,068,656	10,636,961	153,898,457	115,835,324
78	M10	통 풍	399,484	1,721,545	37,242,772	86,082,596	57,854,206
79	S02	두 개 골 및 안 면 골 의 골 절	390,592	854,781	1,571,181	71,839,806	48,532,437
80	S01	머 리 의 열 린 상 처	389,688	1,125,845	2,413,930	64,157,867	38,221,213
81	I20	협 심 증	386,069	1,632,390	87,565,856	526,526,253	410,844,411
82	M13	기 타 관 절 염	386,049	1,215,485	8,524,685	50,189,551	36,422,138
83	K76	간 의 기 타 질 환	385,671	646,251	9,920,681	58,452,896	38,423,469
84	K07	치 아 열 굴 이 상 [부정 교 합 포 함]	385,443	601,703	1,776,833	22,197,764	15,115,747
85	Z29	기 타 예 방 적 조 치 의 필 요	367,756	485,564	548,981	37,016,519	31,620,177
86	J22	상 세 불 명 의 급 성 하 기 도 감 염	363,937	800,527	3,546,122	22,680,413	16,773,402
87	R50	기 타 및 원 인 미 상 의 열	361,732	632,532	2,181,645	50,300,771	36,446,381
88	H65	비 화 농 성 중 이 염	361,667	1,118,720	4,541,027	39,783,150	28,676,071
89	M19	기 타 관 절 증	361,441	1,107,892	8,955,564	55,314,472	38,452,755
90	B00	헤르페스바이러스[단순헤르페스]감염	357,991	577,839	2,723,515	21,407,936	15,456,794
91	S43	견갑대의관절및인대의탈구,염좌및긴장	355,202	1,009,789	3,584,061	44,516,809	31,415,929
92	J36	편 도 주 위 농 양	352,322	674,317	2,650,857	25,868,656	18,850,321
93	R51	두 통	350,736	564,780	5,768,116	42,542,644	25,948,427
94	K64	치 핵 및 항 문 주 위 정 맥 혈 전 증	333,630	1,019,900	5,024,662	133,050,948	100,241,629
95	T15	외 안 의 이 물	325,221	472,109	1,164,481	23,142,675	16,075,238
96	H81	전 정 기 능 의 장 애	323,040	829,832	9,895,896	67,987,826	45,836,862
97	A04	기 타 세 균 성 장 감 염	316,468	510,358	2,041,126	33,199,078	24,988,005
98	R42	어 지 럼 증 및 어 지 럼	312,886	595,682	7,373,863	56,184,468	35,604,505
99	B02	대 상 포 진	284,507	925,324	4,797,401	61,495,104	43,630,780
100	S23	흉곽의관절및인대의탈구,염좌및긴장	283,996	481,312	1,928,224	18,737,681	13,071,432

Note : Based on the Treatment Month (excluding herbal medicine,including pharmacy in Treatment Days Treatment Amount and Benefit Amount)

제VI-3-1표

Table VI-3-1

질병소분류별 다빈도

Benefits by Frequency

순위 Rank	상병 기호 I.C.D	상 병 명 Diseases	진료실인원 Patients	내원일수 Visits	급여일수 Reimbursed Days	진료비 Medical Expense	급여비 Benefit
101	B08	달리분류되지않은피부및점막병변이특징	283,032	582,978	1,840,495	19,994,710	15,945,388
102	N41	전립선의염증성질환	278,396	936,053	9,794,388	63,800,267	44,459,350
103	K30	기능성소화불량	278,051	432,641	3,804,436	18,688,813	12,320,492
104	H61	외이의기타장애	274,415	425,187	1,006,335	15,037,591	10,715,601
105	B07	바이러스사마귀	269,061	767,213	1,418,277	44,276,533	29,964,788
106	I63	뇌경색증	267,580	4,386,803	65,272,576	743,929,855	558,905,047
107	S00	머리의재손상	265,915	407,672	913,199	21,194,492	13,080,577
108	L08	피부및피하조직의기타국소감염	263,788	477,021	2,155,984	14,813,648	10,610,823
109	H11	결막의기타장애	261,884	403,716	1,367,562	19,208,249	13,273,915
110	F41	기타불안장애	249,462	1,409,498	25,924,316	76,277,036	53,533,033
111	B18	만성바이러스간염	246,409	1,077,548	39,152,117	275,649,011	180,921,229
112	L04	급성림프절염	243,970	427,424	1,731,330	16,198,402	11,599,098
113	R11	구역및구토	242,540	325,352	1,500,500	13,011,430	9,082,950
114	S60	손목및손의표재성손상	241,503	365,707	1,064,740	16,225,725	10,421,051
115	E14	상세불명 의 당뇨병	238,933	1,272,632	38,595,004	151,987,232	104,581,617
116	G47	수면장애	238,925	776,400	13,562,910	46,879,551	34,131,111
117	H01	눈꺼풀의기타염증	234,940	392,444	1,555,066	14,731,578	10,425,397
118	L25	상세불명 의접촉피부염	234,921	413,177	2,245,628	11,726,212	8,513,198
119	F32	우울에피소드	232,153	1,773,521	28,968,394	115,613,468	81,724,053
120	J35	편도및아데노이드의만성질환	227,091	500,004	1,938,628	40,058,745	31,315,537
121	A08	바이러스성및기타명시된장감염	221,144	352,014	1,310,962	18,160,512	14,749,478
122	G44	기타두통증후군	219,765	413,710	4,381,389	32,378,586	20,652,601
123	S80	아래다리의표재성손상	215,030	407,457	1,330,641	16,485,466	10,999,926
124	L28	만성단순태선및가려움발진	213,186	472,472	3,388,200	17,442,554	12,034,583
125	D12	결장,직장,항문및항문관의양성신생물	212,259	373,864	2,836,288	88,066,761	57,641,124
126	S62	손목및손부위의골절	210,291	1,285,934	2,909,161	94,993,399	66,528,616
127	J39	상기도의기타질환	208,680	412,137	1,800,535	16,819,398	12,192,084
128	J38	달리분류되지않은성대및후두의질환	206,424	404,106	2,534,948	26,133,474	17,601,426
129	S90	발목및발의표재성손상	197,666	310,899	969,818	13,866,181	8,980,932
130	J37	만성후두염및후두기관염	197,051	408,438	2,361,425	14,978,735	10,146,523
131	H36	달리분류된질환에서의망막장애	197,020	565,773	13,059,543	62,572,672	39,595,216
132	J41	단순성및점액화농성만성기관지염	195,253	421,424	2,350,771	13,477,408	9,875,818
133	L01	농가진	194,461	333,879	1,406,607	9,898,226	7,383,382
134	J42	상세불명 의만성기관지염	192,038	421,775	2,949,850	16,837,864	11,773,206
135	L29	가려움	191,031	371,404	3,897,805	13,719,742	8,957,468
136	B30	바이러스결막염	186,117	388,777	1,127,904	11,374,034	8,236,453
137	R05	기침	183,425	305,484	2,687,676	20,318,940	11,242,419
138	S53	팔꿈치의관절및인대의탈구,염좌및긴장	182,647	441,089	1,377,276	19,851,101	13,930,463
139	K75	기타염증성간질환	182,092	458,752	8,641,773	57,036,216	39,776,964
140	N20	신장및요관의결석	181,866	561,704	4,986,483	192,284,749	128,431,646
141	M62	근육의기타장애	180,874	433,167	1,645,839	18,311,297	13,081,251
142	T14	상세불명 의신체부위의손상	179,816	319,352	972,735	14,290,113	9,317,440
143	H90	전음성및감각신경성청력소실	175,555	314,374	1,554,206	24,463,448	16,428,928
144	D23	피부의기타양성신생물	173,590	376,112	944,268	21,299,152	14,066,445
145	L84	티눈및굳은살	173,416	400,783	974,618	18,878,954	13,173,698
146	N31	달리분류되지않은방광의신경근육기능장	171,365	472,073	12,437,803	38,248,817	25,903,263
147	T85	기타내부인공삽입장치,삽입물및이식편의	170,905	225,163	359,373	14,439,675	10,931,955
148	M72	섬유모세포장애	167,415	548,564	2,519,125	25,012,954	17,869,260
149	M53	달리분류되지않은기타등병증	163,677	497,790	1,806,914	22,542,499	16,105,526
150	S22	늑골,흉골및흉추의골절	159,346	828,611	3,137,316	80,421,829	58,053,556

주 : 수진기준 (한의분류 제외, 급여일수, 진료비와 급여비는 약국포함)

상병 급여현황(남자) <계속>

of Disease(Male) <Cont'd>

(단위 : 명, 일, 천원)

Unit : Person, Day, KRW 1,000

순위 Rank	상병 기호 I.C.D	상 병 명 Diseases	진료실인원 Patients	내원일수 Visits	급여일수 Reimbursed Days	진료비 Medical Expense	급여비 Benefit
151	M76	발을제외한다리의골부착부병증	158,193	410,704	1,712,760	14,252,336	9,892,870
152	G43	편두통	155,881	303,273	3,389,337	18,861,584	12,558,996
153	R04	기도출혈	155,588	298,417	1,152,454	25,850,732	17,930,887
154	K26	십이지장궤양	152,860	321,118	4,640,255	38,790,550	27,286,976
155	H93	달리분류되지않은귀의기타장애	149,109	347,391	4,144,216	18,805,392	11,809,684
156	S91	발목및발의열린상처	147,579	420,784	1,058,751	17,327,216	11,771,497
157	Z38	출산장소에따른생존출생	146,392	674,404	701,653	41,169,559	40,324,343
158	J44	기타만성폐색성폐질환	145,831	960,070	16,822,272	142,234,742	100,074,961
159	M23	무릎의내부장애	144,761	603,491	3,073,126	62,086,949	44,329,419
160	H19	달리분류된질환에서의공막및각막의장애	144,754	286,287	1,054,339	11,328,027	8,097,498
161	S92	발목을제외한발의골절	144,692	940,162	2,293,863	78,114,799	55,345,296
162	S20	흉부의표재성손상	144,143	219,136	929,178	10,989,163	7,255,102
163	N18	만성신장병	141,202	5,355,668	37,415,915	1,110,540,722	973,250,429
164	H26	기타백내장	140,361	367,597	1,533,106	74,824,447	54,776,323
165	I11	고혈압성심장병	139,581	617,970	28,852,004	70,393,426	47,462,550
166	F51	비기질성수면장애	138,425	623,353	11,980,614	25,754,642	18,405,516
167	R73	혈당치상승	138,213	223,835	3,620,556	12,213,840	8,046,718
168	K27	상세불명위소화성궤양	135,579	267,539	2,967,608	12,966,644	9,255,639
169	L72	피부및피하조직의모낭낭	135,056	400,018	1,052,680	21,117,955	13,775,326
170	J15	달리분류되지않은세균성폐렴	132,934	607,634	2,010,705	87,539,708	69,480,625
171	S06	두개내손상	131,185	963,525	4,609,129	215,202,068	170,191,773
172	N48	음경의기타장애	131,138	204,225	1,004,161	8,060,351	5,605,098
173	I25	만성허혈심장병	129,101	496,712	28,884,165	175,005,386	136,419,600
174	S81	아래다리의열린상처	128,893	446,246	1,074,088	19,221,710	13,078,239
175	F00	알츠하이머병에서의치매(G30.-+)	122,014	4,704,911	21,194,366	388,926,567	284,143,643
176	I48	심방세동및조동	121,771	598,684	28,665,555	158,453,290	119,574,752
177	H02	눈꺼풀의기타장애	119,786	330,131	1,001,461	22,049,353	15,377,337
178	N39	비뇨계통의기타장애	118,568	337,072	2,267,119	44,100,200	33,541,391
179	L73	기타모낭장애	115,892	255,575	2,304,523	9,582,546	6,405,658
180	L60	손발톱장애	114,866	357,337	1,121,355	12,699,598	8,632,333
181	L85	기타표피의비후	114,315	198,934	1,403,383	6,535,936	4,651,922
182	R94	기능검사의이상결과	112,955	184,618	2,794,198	14,987,402	8,480,722
183	M67	유행막및힘줄의기타장애	111,747	264,042	907,590	15,219,898	10,821,129
184	H91	기타청력소실	109,858	266,253	1,430,493	22,606,785	14,845,740
185	K70	알콜성간질환	106,531	533,807	9,093,897	98,154,772	71,465,123
186	C16	위의악성신생물	106,290	1,341,433	8,922,262	368,303,446	333,113,858
187	R31	상세불명혈뇨	103,247	237,540	2,646,728	27,620,781	16,107,797
188	R06	호흡의이상	101,616	189,739	1,598,092	23,188,016	14,697,350
189	N30	방광염	100,275	192,397	1,398,455	12,571,637	9,003,125
190	Z96	기타기능성삽입물의존재	100,064	344,430	1,288,685	16,237,841	11,444,117
191	H43	유리체의장애	97,139	174,692	1,136,705	20,803,932	14,787,156
192	R91	폐의진단영상검사이상소견	97,102	186,402	733,750	20,758,810	11,298,432
193	L40	건선	97,078	494,482	3,406,491	42,973,477	31,711,153
194	I67	기타뇌혈관질환	96,747	454,947	11,723,633	106,318,862	82,257,346
195	S05	눈및안와의손상	96,571	179,718	487,430	11,708,048	7,555,520
196	I73	기타말초혈관질환	94,477	260,204	6,735,142	27,490,790	20,399,907
197	K73	달리분류되지않은만성간염	94,470	219,665	4,855,370	17,629,147	11,835,889
198	T16	귀의이물	94,101	122,552	252,481	4,152,598	2,902,464
199	R52	달리분류되지않은통증	93,867	166,485	1,332,511	9,557,371	5,957,018
200	L63	원형탈모증	92,766	433,693	1,318,030	15,804,111	10,496,806

Note : Based on the Treatment Month (excluding herbal medicine,including pharmacy in Treatment Days Treatment Amount and Benefit Amount)

제VI-3-2표

Table VI-3-2

질병소분류별 다빈도

Benefits by Frequency

순위 Rank	상병 기호 I.C.D	상 병 명 Diseases	진료실인원 Patients	내원일수 Visits	급여일수 Reimbursed Days	진료비 Medical Expense	급여비 Benefit
1	J20	급 성 기 관 지 염	9,255,873	31,924,019	139,918,889	907,890,248	671,149,622
2	K05	치 은 염 및 치 주 질 환	8,077,618	15,921,210	27,406,018	708,473,449	495,110,085
3	J30	혈 관 운 동 성 및 앨 러 지 성 비 염	3,755,199	8,776,358	52,844,908	261,147,366	188,650,841
4	J06	다발성및상세불명부위의급성상기도감염	3,344,014	6,742,565	30,413,270	186,183,098	135,447,558
5	K29	위 염 및 십 이 지 장 염	3,203,333	5,926,010	50,902,224	257,902,178	178,883,971
6	J03	급 성 편 도 염	3,155,908	6,442,531	27,033,546	197,456,872	145,127,389
7	K02	치 아 우 식	3,087,566	5,093,480	6,124,468	194,399,430	138,568,158
8	M54	등 통	3,048,715	15,037,807	60,141,358	540,489,947	394,882,444
9	I10	본 태 성 (원 발 성) 고 혈 압	3,039,233	24,223,550	780,943,217	1,648,721,787	1,182,900,468
10	H10	결 막	2,716,861	4,709,392	16,275,588	163,261,661	119,259,137
11	L23	앨 러 지 성 접 촉 피 부 염	2,681,831	5,180,317	27,470,641	145,382,389	105,929,128
12	J02	급 성 인 두 염	2,666,130	5,346,314	23,081,008	147,197,205	107,892,157
13	K21	위 - 식 도 역 류 병	2,554,839	5,637,993	78,476,784	319,799,455	217,789,008
14	J00	급 성 비 인 두 염 [감 기]	2,456,687	5,135,616	23,520,839	119,690,468	88,589,959
15	A09	감염성및상세불명기원의기타위장염및결	2,441,053	4,478,648	18,406,626	277,417,281	200,477,665
16	J01	급 성 부 비 동 염	2,108,825	5,370,241	24,933,457	163,195,873	119,356,583
17	K04	치 수 및 근 단 주 위 조 직 의 질 환	2,055,253	6,969,729	10,225,043	291,190,553	206,101,634
18	M17	무 료 관 절 증	2,010,596	15,048,202	103,127,753	1,189,516,686	880,002,277
19	J04	급 성 후 두 염 및 기 관 염	1,967,124	3,974,700	17,906,215	113,791,351	82,849,275
20	M79	달 리 분 류 되 지 않 은 기 타 연 조 직 장 애	1,788,121	4,567,676	21,757,409	148,462,350	105,478,709
21	H04	눈 물 계 통 의 장 애	1,632,040	3,066,280	15,436,220	147,517,423	104,927,090
22	N30	방 광	1,538,348	3,522,983	20,059,909	143,617,822	100,115,180
23	N76	질 및 외 음 부 의 기 타 염 증	1,501,001	2,902,792	12,601,661	110,714,721	76,013,194
24	J40	급성인지만성인지명시되지않은기관지염	1,472,348	3,126,260	15,513,762	116,631,476	82,545,122
25	H52	굴 절 및 조 절 의 장 애	1,415,359	1,970,487	5,337,869	98,633,396	68,958,622
26	L50	두 드 러 기	1,411,735	2,737,576	20,023,984	90,414,276	62,364,055
27	M75	어 깨 병	1,267,237	6,954,576	29,518,304	362,859,982	260,823,880
28	E78	지 질 단 백 질 대 사 장 애 및 기 타 지 질 증	1,223,421	4,230,871	165,088,406	293,279,586	201,340,674
29	E11	2 형 당 뇨	1,219,168	9,597,606	280,758,856	956,576,756	669,772,303
30	N72	자 궁 경 부 의 염 증 성 질 환	1,205,783	2,109,318	8,969,055	88,534,747	60,274,519
31	J32	만 성 부 비 동 염	1,176,366	3,137,107	14,353,723	125,495,692	88,615,671
32	H16	각 막	1,157,330	2,205,741	8,565,323	93,391,875	66,558,449
33	M51	기 타 추 간 판 장 애	1,095,987	6,921,633	31,637,379	393,253,290	281,901,145
34	M48	기 타 척 추 병 증	1,090,860	7,771,252	53,996,872	497,090,638	358,116,407
35	R10	복 부 및 골 반 통 증	1,082,530	1,655,883	8,998,313	122,030,164	75,376,271
36	S33	요추및골반의관절및인대의탈구,염좌및긴	1,081,203	3,468,220	11,643,245	129,215,126	92,966,073
37	B35	백 선 증	1,035,570	2,477,161	19,545,057	106,424,806	75,970,442
38	H00	맥 립 종 및 콩 다 래 끼	1,014,007	1,699,832	6,280,375	61,760,548	43,756,678
39	S93	발목및발부위의관절및인대의탈구,염좌및	1,004,991	2,731,857	7,814,757	117,697,931	81,390,938
40	M65	윤 활 막 염 및 힘 줄 윤 활 막 염	972,906	2,921,595	12,514,857	110,914,168	78,519,354
41	K03	치 아 경 조 직 의 기 타 질 환	966,578	1,425,992	1,957,182	66,102,367	46,392,207
42	B37	칸 디 다 증	958,329	1,778,783	7,813,907	69,830,248	48,592,333
43	K00	치 아 의 발 육 및 맹 출 장 애	914,417	1,695,620	1,852,979	42,979,713	31,110,259
44	K59	기 타 기 능 성 장 장 애	907,795	1,513,162	12,990,339	71,744,781	49,056,270
45	M25	달 리 분 류 되 지 않 은 기 타 관 절 장 애	904,820	2,618,119	15,158,182	100,980,232	67,706,365
46	M81	병 적 골 절 이 없 는 골 다 공 증	874,983	2,875,163	66,142,001	197,579,637	135,218,113
47	K58	과 민 대 장 증 후 군	858,893	1,379,762	9,090,950	75,272,330	51,129,125
48	H60	외 이	854,578	1,866,281	5,435,915	44,170,925	32,458,021
49	L30	기 타 피 부 염	818,076	1,392,126	7,870,395	44,637,184	30,466,774
50	K52	기 타 비 감 염 성 위 장 염 및 결 장 염	810,094	1,178,383	5,183,682	42,967,806	30,674,409

주 : 수진기준 (한의분류 제외, 급여일수, 진료비와 급여비는 약국포함)

상병 급여현황(여자)

of Disease(Female)

(단위 : 명, 일, 천원)

Unit : Person, Day, KRW 1,000

순위 Rank	상병 기호 I.C.D	상 병 명 Diseases	진료실인원 Patients	내원일수 Visits	급여일수 Reimbursed Days	진료비 Medical Expense	급여비 Benefit
51	H66	화농성 및 상열성 폐렴	799,641	3,123,312	12,804,975	107,051,311	79,929,928
52	J10	확진된 계절성 인플루엔자 바이러스에 의한	798,086	1,476,607	5,746,144	106,771,713	84,651,440
53	L24	자극 물질 접촉 피부염	783,739	1,282,239	6,185,001	35,520,915	25,552,373
54	J45	천식	771,522	2,455,583	24,252,507	148,769,083	105,161,450
55	M47	척추증	729,725	3,895,978	15,938,416	168,025,862	123,987,024
56	K08	치아 및 지구조 기타 장애	708,031	2,042,598	3,535,757	713,005,790	471,156,267
57	M13	기관지염	703,651	2,482,474	18,128,644	105,190,493	77,064,951
58	H81	전정기능 장애	699,566	1,805,643	18,696,779	139,706,334	95,661,555
59	N95	폐경 및 기타 폐경 전후 장애	688,910	2,051,355	85,460,685	86,617,617	57,281,697
60	S63	손목 및 손부위의 관절 및 인대의 탈구, 염좌 및	677,552	1,505,319	4,922,555	54,625,223	37,988,243
61	M77	기타 골부 착부 병증	654,904	2,393,470	10,301,334	82,262,032	57,315,039
62	J11	바이러스가 확인되지 않은 인플루엔자	647,412	1,077,977	4,622,246	54,711,943	41,262,251
63	K01	매몰치 및 매복치	645,380	1,394,577	3,202,026	76,731,968	50,686,262
64	H25	노년 백내장	635,937	1,998,310	6,923,227	331,295,762	258,787,087
65	M19	기관지증	632,622	2,072,583	22,201,894	113,342,988	78,577,791
66	J21	급성 세기관지염	623,840	1,837,336	7,841,254	63,624,768	49,461,785
67	L03	연조직염	621,000	1,369,658	5,299,656	61,557,341	44,634,559
68	L02	피부의 농양, 종기 및 큰 종기	609,786	1,249,158	5,267,534	41,916,986	29,998,039
69	Z46	기타 장치의 부착 및 조정을 위하여 보건서비스	590,785	828,603	909,148	45,290,534	32,247,118
70	R42	어지럼증 및 어지럼	588,005	1,105,611	12,251,045	96,695,561	62,683,545
71	Z34	정상 임신의 관리	576,520	4,169,510	8,262,631	356,992,766	297,584,597
72	R51	두통	560,228	936,323	10,011,115	70,689,914	43,762,792
73	J18	상열성 폐렴 병원체의 폐렴	556,134	2,701,577	8,821,470	347,218,809	275,218,256
74	K12	구내염 및 관련 병변	543,670	898,628	3,377,138	25,679,711	18,480,200
75	B00	헤르페스 바이러스[단순 헤르페스] 감염	542,283	855,253	3,945,629	30,733,682	22,111,884
76	M50	경추간판 장애	527,392	2,777,044	10,951,250	137,502,188	97,299,667
77	J31	만성 비염, 비인두염 및 인두염	523,754	1,161,037	5,445,200	35,998,295	25,202,420
78	H35	기타 망막 장애	517,082	1,238,811	12,691,511	157,666,593	113,897,159
79	S13	목부위의 관절 및 인대의 탈구, 염좌 및 긴장	508,265	1,403,328	4,326,235	49,419,953	34,794,828
80	H40	녹내장	486,025	1,402,947	8,872,707	135,433,194	90,433,482
81	L20	아토피성 피부염	480,157	1,005,178	7,627,827	37,699,225	26,121,044
82	N93	기타 이상 자궁 및 질 출혈	478,208	782,125	3,102,327	42,359,269	27,871,694
83	K25	위궤양	475,716	1,032,198	13,064,803	73,776,030	51,768,071
84	J34	코 및 비동의 기타 장애	473,679	956,036	4,325,556	42,414,765	29,528,206
85	K07	치아 얼굴 이상 [부정교합 포함]	467,789	877,016	3,208,002	34,079,597	22,785,818
86	N64	유방의 기타 장애	455,842	584,814	1,605,861	25,556,070	16,035,438
87	R07	목구멍 및 가슴의 통증	453,806	752,437	10,965,415	75,892,728	47,079,482
88	J22	상열성 폐렴의 급성 하기도 감염	453,569	1,000,730	4,443,016	28,572,128	21,027,984
89	F32	우울에 빠짐	453,025	3,539,119	62,545,923	226,280,568	161,054,866
90	B02	대상포진	441,419	1,429,443	6,992,100	96,144,718	68,773,004
91	E03	기타 갑상선 기능 저하증	440,101	1,774,841	80,492,589	114,648,931	75,195,024
92	J36	편도주위농양	422,678	816,157	3,297,803	27,558,133	20,049,533
93	K30	기능성 소화불량	412,722	646,492	5,358,092	27,016,782	17,936,364
94	F41	기타 불안 장애	401,711	2,153,647	38,114,378	112,961,743	80,144,562
95	R50	기타 및 원인 미상의 열	399,716	703,271	2,455,158	54,151,156	38,735,628
96	H65	비화농성 중이염	396,238	1,148,589	4,627,794	40,911,934	29,336,278
97	D25	자궁의 평활근 증식	392,894	992,592	5,833,203	193,754,265	143,639,719
98	G43	편두통	388,557	896,932	11,663,488	56,717,669	37,953,564
99	S83	무릎의 관절 및 인대의 탈구, 염좌 및 긴장	381,890	1,471,761	5,356,392	92,707,886	65,192,308
100	N91	무월경, 소량 및 희발월경	376,290	552,061	2,074,003	20,411,113	13,401,118

Note : Based on the Treatment Month (excluding herbal medicine, including pharmacy in Treatment Days Treatment Amount and Benefit Amount)

제VI-3-2표

Table VI-3-2

질병소분류별 다빈도

Benefits by Frequency

순위 Rank	상병 기호 I.C.D	상 병 명 Diseases	진료실인원 Patients	내원일수 Visits	급여일수 Reimbursed Days	진료비 Medical Expense	급여비 Benefit
101	L04	급 성 림 프 절 염	375,397	667,653	2,742,453	23,689,431	16,679,782
102	G44	기 타 두 통 증 후 군	373,282	754,939	8,386,679	58,871,772	38,307,026
103	S61	손 목 및 손 의 열 린 상 처	368,779	1,179,805	2,811,264	44,429,350	29,201,738
104	H01	눈 껍 풀 의 기 타 염 증	368,715	613,800	2,389,750	24,139,830	17,074,107
105	R11	구 역 및 구 토	367,800	499,287	2,454,839	21,416,084	14,648,405
106	Z29	기 타 예 방 적 조 치 의 필 요	366,364	482,816	561,573	36,071,791	30,802,650
107	L21	지 루 피 부 염	365,603	686,353	4,136,425	19,885,394	14,099,212
108	A04	기 타 세 균 성 장 감 염	361,228	628,882	2,559,607	44,039,401	33,168,134
109	K76	간 의 기 타 질 환	351,993	554,251	6,699,388	50,254,979	33,076,528
110	N39	비 뇨 계 통 의 기 타 장 애	341,470	1,026,313	8,103,038	139,533,544	103,735,877
111	H11	결 막 의 기 타 장 애	332,792	506,747	2,184,021	23,883,618	16,678,021
112	G47	수 면 장 애	328,889	1,028,986	20,167,744	41,892,797	29,883,343
113	S43	견갑대의관절및인대의탈구,염좌및긴장	328,652	1,004,625	3,316,112	34,523,592	24,649,767
114	K63	장 의 기 타 질 환	328,367	518,942	3,339,093	130,497,659	87,086,238
115	E04	기 타 비 독 성 고 이 터	326,691	696,493	13,488,428	51,465,827	29,339,277
116	F00	알츠하이머병에서의치매(G30.-+)	321,694	17,794,149	64,092,965	1,422,559,238	1,045,687,252
117	L25	상 세 불 명 의 접 촉 피 부 염	312,763	513,067	2,574,046	14,212,524	10,154,862
118	S02	두 개 골 및 안 면 골 의 골 절	312,147	602,141	1,018,243	33,875,527	23,088,414
119	J38	달리분류되지않은성대및후두의질환	303,726	575,878	3,371,127	30,627,061	20,958,496
120	K64	치 핵 및 항 문 주 위 정 맥 혈 전 증	300,340	906,914	4,453,932	117,677,849	88,493,994
121	L08	피 부 및 피 하 조 직 의 기 타 국 소 감 염	296,772	514,384	2,099,268	15,326,469	10,993,375
122	D24	유 방 의 양 성 신 생 물	293,324	550,924	1,308,268	37,874,785	23,889,215
123	C73	갑 상 선 의 악 성 신 생 물	288,772	1,337,433	80,244,601	221,350,075	177,308,380
124	S23	흉곽의관절및인대의탈구,염좌및긴장	287,093	543,759	2,136,619	20,586,248	14,657,953
125	J35	편 도 및 아 데 노 이 드 의 만 성 질 환	286,056	594,094	2,340,949	37,154,301	28,196,520
126	D50	철 결 핏 빈 혈	280,761	596,803	13,731,819	34,283,583	23,107,063
127	I20	협 심 증	278,426	1,232,708	58,828,607	299,424,359	225,893,087
128	N31	달리분류되지않은방광의신경근육기능장	277,193	774,641	18,270,722	53,750,127	36,255,997
129	J37	만 성 후 두 염 및 후 두 기 관 염	276,854	584,093	3,027,837	20,608,155	14,181,149
130	L29	가 려 움	273,386	477,659	3,498,054	16,660,868	11,343,587
131	J39	상 기 도 의 기 타 질 환	269,267	531,821	2,337,033	19,814,126	14,270,431
132	H61	외 이 의 기 타 장 애	267,207	401,681	987,487	13,876,501	9,991,894
133	B08	달리분류되지않은피부및점막병변이특징	264,396	539,542	1,697,906	18,232,274	14,532,368
134	N92	과 다 , 빈 발 및 불 규 칙 월 경	255,199	377,766	1,203,987	14,890,581	9,565,046
135	J41	단순성및점액화농성만성기관지염	254,324	548,504	2,888,494	17,576,312	12,943,411
136	M53	달 리 분 류 되 지 않 은 기 타 등 병 증	250,865	831,156	2,932,558	35,938,262	25,827,421
137	R68	기 타 전 신 증 상 및 징 후	245,654	295,223	545,721	6,459,795	4,196,050
138	R05	기 침	240,396	408,324	3,936,573	26,685,063	14,689,099
139	N94	여성생식기관및월경주기와관련된통증및	238,074	382,331	1,399,513	11,209,584	7,277,304
140	A08	바 이 러 스 성 및 기 타 명 시 된 장 감 염	235,945	367,571	1,401,403	18,696,965	14,904,225
141	J42	상 세 불 명 의 만 성 기 관 지 염	234,464	514,134	3,063,322	19,487,462	13,960,213
142	H19	달리분류된질환에서의공막및각막의장애	227,767	437,649	1,730,461	18,614,118	13,364,258
143	B07	바 이 러 스 사 마 귀	224,938	613,238	1,053,647	33,546,291	22,815,868
144	N60	양 성 유 방 형 성 이 상	222,404	361,539	1,136,381	20,000,077	11,525,949
145	M62	근 육 의 기 타 장 애	221,897	580,549	2,089,314	20,082,378	14,506,315
146	S00	머 리 의 표 재 성 손 상	218,373	351,583	876,363	17,441,703	10,957,849
147	L28	만 성 단 순 태 선 및 가 려 움 발 진	217,595	418,865	2,500,020	14,262,928	9,860,781
148	N73	기 타 여 성 골 반 염 증 질 환	217,108	487,431	2,233,066	33,462,632	23,188,610
149	I63	뇌 경 색 증	216,518	5,243,170	49,428,612	729,992,350	550,884,274
150	M72	섬 유 모 세 포 장 애	216,414	741,764	3,360,976	27,225,121	19,275,148

주 : 수진기준 (한의분류 제외, 급여일수, 진료비와 급여비는 약국포함)

상병 급여현황(여자) <계속>

of Disease(Female) <Cont'd>

(단위 : 명, 일, 천원)

Unit : Person, Day, KRW 1,000

순위 Rank	상병 기호 I.C.D	상 병 명 Diseases	진료실인원 Patients	내원일수 Visits	급여일수 Reimbursed Days	진료비 Medical Expense	급여비 Benefit
151	N86	자 궁 경 부 의 미 란 및 외 반	215,518	367,299	1,374,677	17,898,354	12,414,434
152	K27	상 세 불 명 부 위 의 소 화 성 궤 양	210,288	406,775	3,896,580	16,544,623	11,924,736
153	H26	기 타 백 내 장	205,481	519,000	2,305,504	106,013,777	77,265,833
154	F51	비 기 질 성 수 면 장 애	202,274	908,715	17,209,845	37,010,834	26,701,578
155	H93	달 리 분 류 되 지 않 은 귀 의 기 타 장 애	200,820	452,851	4,758,748	25,000,708	16,130,531
156	H36	달 리 분 류 된 질 환 에 서 의 망 막 장 애	200,118	589,118	14,419,521	59,305,270	38,820,391
157	H90	전 음 성 및 감 각 신 경 성 청 력 소 실	198,743	348,888	1,737,252	26,283,614	17,665,206
158	B18	만 성 바 이 러 스 간 염	195,959	780,500	23,908,812	196,261,647	128,804,552
159	E14	상 세 불 명 의 당 뇨 병	195,731	1,111,414	30,315,655	123,350,086	85,460,436
160	Z39	분 만 후 관 리 및 검 사	192,922	294,946	876,809	5,582,076	3,246,781
161	S01	머 리 의 열 린 상 처	192,223	527,691	1,167,399	28,552,189	17,212,417
162	B30	바 이 러 스 결 막 염	191,281	387,890	1,117,152	11,284,454	8,153,007
163	L01	농 가 진	191,200	322,607	1,316,261	9,251,156	6,887,901
164	S80	아 래 다 리 의 표 재 성 손 상	191,169	398,966	1,414,254	15,824,640	10,802,288
165	M15	다 발 관 절 증	190,069	658,310	10,648,719	37,002,183	25,277,725
166	H02	눈 껍 풀 의 기 타 장 애	187,412	479,168	1,701,661	32,260,812	22,700,264
167	S60	손 목 및 손 의 표 재 성 손 상	186,834	297,061	894,852	12,424,245	8,083,074
168	S92	발 목 을 제 외 한 발 의 골 절	185,368	1,221,131	3,227,429	84,407,920	59,531,854
169	N10	급 성 세 뇨 관 - 간 질 신 장 염	183,820	820,864	3,253,158	122,144,679	91,180,110
170	S22	늑 골 , 흉 골 및 흉 추 의 골 절	183,290	1,465,034	6,324,826	150,557,954	109,348,285
171	S90	발 목 및 발 의 표 재 성 손 상	183,138	290,540	923,446	12,321,590	8,014,280
172	C50	유 방 의 악 성 신 생 물	181,467	3,449,869	39,461,198	931,300,284	843,943,103
173	N63	유 방 의 상 세 불 명 의 덩 이	180,800	298,306	804,016	18,482,609	11,532,942
174	N87	자 궁 경 부 의 이 형 성	178,925	433,471	1,825,905	36,782,478	21,939,640
175	E05	갑 상 선 독 증 [갑 상 선 기 능 항 진 증]	178,599	878,607	24,765,908	61,667,593	36,921,252
176	A63	달리분류되지않은기타주로성행위로전파	176,234	332,964	1,358,772	24,967,061	17,233,206
177	M23	우 름 의 내 부 장 애	176,113	923,700	5,005,403	95,500,331	68,864,788
178	T14	상 세 불 명 의 신 체 부 위 의 손 상	175,261	311,329	964,580	12,821,384	8,378,222
179	L84	티 눈 및 군 은 살	171,076	382,815	863,886	17,677,102	12,418,555
180	D23	피 부 의 기 타 양 성 신 생 물	170,807	342,518	780,385	18,535,229	12,117,583
181	T15	외 안 의 이 물	169,269	248,863	749,731	11,482,289	8,129,449
182	F06	뇌손상,뇌기능이상및신체질환에의한기타	168,873	731,969	17,971,856	68,030,498	46,506,496
183	G56	팔 의 단 일 신 경 병 증	166,329	612,129	3,988,738	50,314,544	34,996,601
184	I11	고 혈 압 성 심 장 병	165,490	856,318	35,335,185	90,716,882	62,334,088
185	J15	달 리 분 류 되 지 않 은 세 균 성 폐 렴	164,540	638,505	2,216,514	74,362,190	58,629,979
186	T85	기타내부인공삽입장치,삽입물및이식편의	161,298	201,770	289,625	10,948,913	8,347,800
187	M76	발 을 제 외 한 다 리 의 골 부 착 부 병 증	160,493	425,348	1,658,288	14,417,860	10,098,515
188	I67	기 타 뇌 혈 관 질 환	159,744	914,205	20,394,055	223,192,782	176,362,215
189	M43	기 타 변 형 성 등 병 증	157,846	850,569	5,931,371	84,905,264	61,081,829
190	R73	혈 당 치 상 승	157,661	251,940	3,711,867	12,542,634	8,323,955
191	S53	팔꿈치의관절및인대의탈구,염좌및긴장	154,509	384,784	1,138,727	16,298,231	11,471,825
192	Z96	기 타 기 능 성 삽 입 물 의 존 재	154,259	524,594	2,211,793	26,396,314	18,730,041
193	H43	유 리 체 의 장 애	153,732	251,046	1,564,061	22,861,903	15,980,477
194	E07	갑 상 선 의 기 타 장 애	149,087	229,765	3,369,622	15,736,469	10,290,939
195	N97	여 성 불 임	148,984	1,079,174	3,195,978	116,271,824	79,278,668
196	I73	기 타 말 초 혈 관 질 환	140,887	338,056	8,407,401	24,023,906	17,207,276
197	Z38	출 산 장 소 에 따 른 생 존 출 생	140,669	643,831	670,688	39,062,569	38,259,608
198	M67	윤 활 막 및 힘 줄 의 기 타 장 애	139,517	327,326	1,216,351	17,937,661	12,656,348
199	D12	결장,직장,항문및항문관의양성신생물	137,710	243,687	1,738,866	53,573,289	35,204,001
200	D34	갑 상 선 의 양 성 신 생 물	136,558	254,589	3,849,257	19,246,215	11,150,816

Note : Based on the Treatment Month (excluding herbal medicine,including pharmacy in Treatment Days Treatment Amount and Benefit Amount)

제VI-4표

Table VI-4

질병소분류별 입원 다빈도

Inpatient Benefits by Frequency

순위 Rank	상병 기호 I.C.D	상 병 명 Diseases	진료실인원 Patients	내원일수 Visits	급여일수 Reimbursed Days	진료비 Medical Expense	급여비 Benefit
1	A09	감염성및상세불명기원의기타위장염및결	327,009	1,332,152	2,805,082	242,429,892	193,150,043
2	H25	노 년 백 내 장	303,924	472,604	667,071	416,420,310	333,934,072
3	J18	상 세 불 명 병 원 체 의 폐 렴	289,625	3,195,518	4,872,804	684,076,515	556,868,204
4	Z38	출 산 장 소 에 따 른 생 존 출 생	285,451	1,299,551	1,303,920	79,363,664	78,016,190
5	M51	기 타 추 간 판 장 애	256,925	2,052,311	4,767,349	295,613,084	221,970,266
6	K64	치 핵 및 항 문 주 위 정 맥 혈 전 증	165,749	460,522	757,769	180,434,263	141,957,909
7	J10	확인된계절성인플루엔자바이러스에의한	141,770	679,898	1,276,486	120,537,963	103,781,434
8	M17	무 료 관 절 증	125,552	2,680,216	4,612,392	722,350,870	557,513,980
9	M48	기 타 척 추 병 증	124,501	1,565,740	3,226,908	275,465,445	206,989,855
10	M75	어 깨 병 변	120,356	1,056,668	2,322,196	250,317,646	189,635,291
11	F00	알츠하이머병에서의치매(G30.-+)	114,946	20,425,402	20,766,311	1,540,689,317	1,140,578,760
12	O80	단 일 자 연 분 만	113,882	375,900	777,456	158,548,727	155,985,540
13	I63	뇌 경 색 증	105,601	7,485,163	8,895,203	1,084,903,936	852,398,397
14	J20	급 성 기 관 지 염	103,594	574,110	1,107,967	75,301,175	63,740,500
15	I20	협 심 증	101,117	501,133	1,892,157	403,506,587	360,503,847
16	R42	어 지 럽 증 및 어 지 럽	96,793	219,251	587,040	50,571,402	36,752,050
17	S33	요추및골반의관절및인대의탈구,염좌및긴	87,767	502,423	816,291	46,636,296	35,402,750
18	S22	늑 골 , 흉 골 및 흉 추 의 골 절	84,882	1,352,084	2,141,383	179,127,274	133,781,364
19	R50	기 타 및 원 인 미 상 의 열	83,571	264,585	546,035	53,221,357	43,522,918
20	H81	전 정 기 능 의 장 애	82,994	316,425	810,207	62,186,608	45,699,281
21	S32	요 추 및 골 반 의 골 절	78,332	1,576,924	2,499,609	217,820,873	162,559,349
22	M50	경 추 간 판 장 애	78,316	541,626	1,281,550	81,593,175	61,639,001
23	K35	급 성 충 수 염	77,179	413,095	696,448	235,111,108	189,469,977
24	S82	발 목 을 포 함 한 아 래 다 리 의 골 절	76,919	1,233,704	1,935,253	227,031,250	171,958,075
25	J03	급 성 편 도 염	75,583	350,580	662,040	43,939,847	37,670,835
26	R10	복 부 및 골 반 통 증	73,860	149,504	393,210	35,243,271	26,656,247
27	M54	등 통 증 병	72,639	392,041	661,881	40,640,301	30,584,610
28	E11 2	형 당 뇨 병	72,634	1,431,548	2,546,460	183,966,966	140,335,539
29	K80	담 석 증	71,899	621,357	1,360,833	325,159,066	246,329,053
30	S83	무릎의관절및인대의탈구,염좌및긴장	69,314	730,004	1,324,380	151,126,325	106,591,414
31	M23	무 료 의 내 부 장 애	65,989	604,565	1,239,746	120,328,218	89,403,621
32	S52	아 래 팔 의 골 절	65,951	708,593	1,255,876	167,642,007	127,734,679
33	N39	비 뇨 계 통 의 기 타 장 애	65,538	504,961	928,749	130,908,922	103,746,238
34	N10	급 성 세 뇨 관 - 간 질 신 장 염	62,545	576,460	1,064,147	126,281,378	98,231,172
35	H26	기 타 백 내 장	61,576	93,188	204,369	87,687,553	70,365,162
36	J11	바이러스가확인되지않은인플루엔자	59,703	246,529	479,833	38,863,271	33,198,402
37	N20	신 장 및 요 관 의 결 석	58,893	181,689	554,921	91,809,351	70,052,136
38	J15	달 리 분 류 되 지 않 은 세 균 성 폐 렴	56,729	673,570	980,135	138,929,699	112,174,104
39	D25	자 궁 의 평 활 근 중	55,140	274,029	496,258	156,218,550	123,198,333
40	S06	두 개 내 손 상	55,134	1,200,265	1,673,727	278,653,338	227,457,139
41	R07	목 구 멍 및 가 슴 의 통 증	53,446	95,940	347,147	39,449,166	30,672,781
42	S92	발 목 을 제 외 한 발 의 골 절	51,476	648,284	1,038,678	94,709,585	70,986,000
43	S72	대 퇴 골 의 골 절	50,728	2,204,823	2,992,531	398,911,978	302,955,384
44	O82	제 왕 절 개 에 의 한 단 일 분 만	48,828	311,465	397,096	101,051,100	93,262,816
45	S62	손 목 및 손 부 위 의 골 절	48,721	337,237	674,198	68,223,567	51,771,477
46	K63	장 의 기 타 질 환	47,889	163,823	409,552	63,726,186	50,204,536
47	J06	다발성및상세불명부위의급성상기도감염	46,780	110,414	289,249	16,750,311	14,373,045
48	C34	기 관 지 및 폐 의 악 성 신 생 물	45,659	1,512,463	2,471,884	507,455,745	462,319,259
49	N18	만 성 신 장 병	45,193	1,967,985	2,517,752	452,945,085	391,982,681
50	I83	하 지 의 정 맥 류	45,005	81,767	314,715	29,064,614	22,844,627

주 : 수진기준 (한의분류 제외)

상병 급여현황(계)

of Disease(Total)

(단위 : 명, 일, 천원)

Unit : Person, Day, KRW 1,000

순위 Rank	상병 기호 I.C.D	상 병 명 Diseases	진료실인원 Patients	내원일수 Visits	급여일수 Reimbursed Days	진료비 Medical Expense	급여비 Benefit
51	R51	두	44,972	114,782	343,323	25,443,268	18,671,842
52	K29	위 염 및 십 이 지 장 염	44,429	132,623	347,174	24,931,862	19,237,277
53	I10	본 태 성 (원 발 성) 고 혈 압	42,290	1,603,589	2,338,185	126,388,385	92,160,061
54	C16	위 의 악 성 신 생 물	41,548	1,203,175	2,056,784	368,189,754	330,399,842
55	G81	편 마	41,099	6,577,121	6,958,861	720,261,426	552,201,501
56	K60	항 문 및 직 장 부 의 열 창 및 누 공	40,819	111,203	199,542	43,667,794	34,723,618
57	C50	유 방 의 악 성 신 생 물	40,744	1,419,089	2,331,613	345,939,849	301,094,074
58	I67	기 타 뇌 혈 관 생 환	39,333	588,868	1,153,451	218,550,306	188,106,167
59	S93	발목및발부위의관절및인대의탈구,염좌및	38,698	359,819	618,353	49,084,743	37,049,159
60	S42	어 깨 및 위 팔 의 골 절	38,218	482,224	812,864	107,719,689	82,193,440
61	C22	간 및 간 내 담 관 의 악 성 신 생 물	36,390	971,517	2,075,963	400,986,018	368,009,255
62	J35	편 도 및 아 데 노 이 드 의 만 성 질 환	36,317	114,529	291,431	41,602,064	36,315,357
63	G44	기 타 두 통 증 후 군	36,196	121,672	359,209	24,358,018	17,686,062
64	J02	급 성 인 두 염	36,131	119,459	248,230	15,360,177	13,575,984
65	B02	대 상 포 진	35,868	325,210	583,271	47,442,310	36,374,306
66	Z51	기타의학적관리를위하여요건서비스와접	35,516	703,178	1,970,369	301,503,738	281,374,107
67	J21	급 성 세 기 관 지 염	34,986	201,926	377,159	32,355,036	29,086,413
68	J34	코 및 비 동 의 기 타 장 애	34,306	86,513	210,676	32,464,540	24,925,501
69	R56	달 리 분 류 되 지 않 은 경 련	33,934	110,677	259,359	34,150,291	28,360,366
70	M65	윤 활 막 염 및 힘 줄 윤 활 막 염	33,473	207,710	472,931	35,441,737	26,994,797
71	D12	결장,직장,항문및항문관의양성신생물	33,261	100,341	262,541	38,348,426	29,881,035
72	A41	기 타 패 혈 증	32,843	570,152	653,635	141,982,562	114,883,515
73	O34	골반기관의알려진또는의심되는이상에대	32,668	216,369	300,946	69,816,097	64,062,566
74	L03	연 조 직 염	32,529	331,211	569,605	54,142,632	41,723,942
75	K40	사 타 구 니 탈 장	32,374	106,694	228,004	59,312,809	48,717,398
76	C73	갑 상 선 의 악 성 신 생 물	32,130	322,670	745,164	121,043,235	98,771,671
77	J40	급성인지만성인지명시되지않은기관지염	31,970	213,020	456,576	33,356,160	25,757,454
78	D24	유 방 의 양 성 신 생 물	31,909	57,430	146,679	13,250,439	10,160,199
79	J45	천 식	31,557	370,429	611,956	53,091,845	41,567,845
80	A04	기 타 세 균 성 장 감 염	31,203	222,646	393,672	45,970,673	36,469,163
81	J32	만 성 부 비 동 염	30,498	106,885	276,555	52,153,806	38,459,826
82	K61	항 문 및 직 장 부 의 농 양	30,317	68,052	128,407	28,178,509	22,837,320
83	I21	급 성 심 근 경 색 증	30,297	292,578	658,815	321,785,988	296,110,141
84	K56	탈장 이 없는마비성장폐색증및장폐색	29,815	230,234	387,982	63,359,803	49,933,940
85	A08	바 이 러 스 성 및 기 타 명 시 된 장 감 염	29,315	111,436	220,961	19,860,971	17,610,777
86	I50	심 부 전	28,759	604,582	934,725	143,602,883	115,690,388
87	S02	두 개 골 및 안 면 골 의 골 절 병	28,720	187,945	342,433	51,970,828	37,722,862
88	G20	파 킨 슨	28,627	4,081,646	4,326,826	382,330,046	314,421,992
89	R55	실 신 및 허 탈	28,383	62,273	135,033	21,143,820	15,827,118
90	K92	소 화 계 통 의 기 타 질 환	27,895	150,344	328,912	53,174,823	42,155,412
91	C18	결 장 의 악 성 신 생 물	26,956	978,398	1,664,361	316,848,325	286,066,388
92	N40	전 립 선 증 식 증	26,755	137,261	468,082	37,319,338	28,302,883
93	H66	화 농 성 및 상 세 불 명 의 중 이 염	26,068	128,897	320,526	37,022,816	29,894,254
94	G47	수 면 장 애	26,055	72,521	140,345	22,263,629	17,535,876
95	S46	어 깨및위팔부위의근육및힘줄의손상	25,382	290,346	529,948	62,245,250	47,087,527
96	I25	만 성 허 혈 심 장 병	25,223	186,782	615,445	128,486,275	114,204,655
97	K21	위 - 식 도 역 류 병	25,123	121,709	371,970	23,003,547	17,669,124
98	Z47	기타정형외과적추적치료를위하여요건서	25,057	137,229	373,644	33,905,829	25,854,983
99	M43	기 타 변 형 성 등 병 증	24,885	312,832	672,402	73,911,321	55,958,415
100	F10	알콜 사용 에 의 한 정 신 및 행 동 장 애	24,676	2,185,173	2,454,533	178,188,913	134,649,258

Note : Based on the Treatment Month (excluding herbal medicine)

제VI-4표

Table VI-4

질병소분류별 입원 다빈도

Inpatient Benefits by Frequency

순위 Rank	상병 기호 I.C.D	상 병 명 Diseases	진료실인원 Patients	내원일수 Visits	급여일수 Reimbursed Days	진료비 Medical Expense	급여비 Benefit
101	S66	손목 및 손부위의 근육 및 힘줄의 손상	24,443	161,938	318,587	33,293,103	25,454,404
102	I61	뇌내출혈	24,330	2,506,737	2,820,857	419,206,560	343,450,801
103	R06	호흡의 이상	24,324	89,177	148,840	19,331,443	15,072,210
104	B08	달리분류되지 않은 피부 및 막병변이 특징	24,063	101,058	189,662	12,114,805	10,919,402
105	I48	심방세동 및 조동	23,531	203,988	507,399	106,748,105	93,830,826
106	K59	기타 기능성 장 장애	22,827	73,206	205,611	13,312,320	10,353,418
107	J44	기타 만성 폐색성 폐 질환	22,413	607,258	843,642	96,683,101	74,382,270
108	D13	기타분류되지 않은 소화계통의 양성 신 생물	21,793	111,250	369,401	52,014,911	40,131,385
109	F20	조현병	21,791	3,270,695	3,599,359	270,156,876	221,002,840
110	O83	기타 보조단일분만	21,753	73,790	147,978	31,025,755	30,545,127
111	O60	조기진통 및 분만	21,592	239,629	306,217	46,571,006	40,805,892
112	B34	상세불명부위의 바이러스 감염	21,360	63,169	140,642	12,254,660	10,698,054
113	E14	상세불명의 당뇨병	21,235	438,477	710,863	64,199,131	49,223,895
114	M47	척추증	21,201	278,197	449,531	33,503,479	25,233,762
115	K81	담낭염	20,780	196,164	396,486	85,881,639	64,808,951
116	G45	일과성 뇌허혈발작 및 관련 증후군	20,734	125,294	313,121	31,730,967	22,110,030
117	G43	편두통	20,412	72,029	238,541	13,528,989	10,061,828
118	G56	팔의 단일 신경병증	20,330	139,395	315,680	30,207,052	23,022,527
119	O33	알려진 또는 의심되는 불균형에 대한 산모관	20,142	124,958	158,853	41,080,804	38,089,612
120	N84	여성생식관의 폴립	19,450	31,313	110,672	11,480,751	8,812,352
121	J12	달리분류되지 않은 바이러스 폐렴	19,391	120,567	214,778	21,193,651	18,999,623
122	J05	급성 폐색성 후두염[크룹] 및 후두개염	19,168	71,538	151,321	11,796,827	10,380,899
123	D27	난소의 양성 신 생물	18,817	97,378	161,539	54,268,795	42,614,592
124	K57	장관계 질환	18,786	132,190	258,208	36,145,442	27,116,483
125	M25	달리분류되지 않은 기타 관절 장애	18,719	143,522	277,212	25,026,006	18,799,855
126	K25	위궤양	18,636	150,994	344,013	43,568,446	33,965,743
127	K85	급성 췌장염	18,609	200,158	391,457	56,872,434	43,685,184
128	K70	알콜성 간 질환	18,319	299,104	530,245	82,220,806	65,030,280
129	S13	목부위의 관절 및 인대의 탈구, 염좌 및 긴장	18,318	119,167	198,111	12,565,659	9,542,795
130	C61	전립선의 악성 신 생물	18,143	386,376	649,105	86,207,975	76,562,061
131	S01	머리의 열린 상처	16,794	54,511	114,700	11,941,694	8,886,700
132	S61	손목 및 손의 열린 상처	16,765	69,477	146,177	14,351,534	11,131,841
133	N80	자궁내막증	16,762	86,925	158,868	48,396,838	37,862,000
134	K52	기타 비감염성 위장염 및 결장염	16,741	68,470	146,775	11,337,731	8,877,675
135	D17	양성지방종성 신 생물	16,398	72,872	172,407	18,463,690	13,983,893
136	N83	난소, 난관 및 난은 인대의 비염증성 장애	15,937	66,053	131,916	39,180,541	30,806,249
137	M67	윤활막 및 힘줄의 기타 장애	15,765	80,123	195,964	15,023,701	11,536,160
138	M79	달리분류되지 않은 기타 연조직 장애	15,640	109,559	201,111	14,950,697	11,312,503
139	H35	기타 망막 장애	15,586	60,646	133,128	42,907,707	34,373,947
140	T78	달리분류되지 않은 유해작용	15,582	29,206	78,731	6,208,414	5,003,739
141	G40	뇌전증	15,242	197,217	407,001	48,220,909	39,270,950
142	C20	직장의 악성 신 생물	15,175	556,879	957,113	176,206,216	159,659,281
143	F32	우울에 피소드	15,124	519,380	683,727	57,668,336	44,209,613
144	N17	급성 신부전	15,028	224,051	337,186	68,680,828	54,663,446
145	S43	견갑대의 관절 및 인대의 탈구, 염좌 및 긴장	14,746	107,174	206,868	18,669,310	14,099,284
146	O81	집게 및 진공흡착기에 의한 단일분만	14,529	49,953	114,980	24,264,870	23,938,436
147	O65	산모 골반 이상으로 인한 난산	13,987	96,304	119,478	29,328,118	27,103,924
148	E87	수분, 전해질 및 산-염기 균형의 기타 장애	13,878	128,966	230,976	32,283,629	25,165,162
149	K75	기타 염증성 간 질환	13,846	163,614	312,731	46,849,645	36,699,274
150	M77	기타 골부착부 병증	13,683	100,804	218,811	16,918,462	12,742,927

주 : 수진기준 (한의분류 제외)

상병 급여현황(계) <계속>

of Disease(Total) <Cont'd>

(단위 : 명, 일, 천원)

Unit : Person, Day, KRW 1,000

순위 Rank	상병 기호 I.C.D	상 병 명 Diseases	진료실인원 Patients	내원일수 Visits	급여일수 Reimbursed Days	진료비 Medical Expense	급여비 Benefit
151	P59	기타및상세불명의원인으로인한신생아황	13,653	65,386	68,369	12,747,281	12,655,878
152	M20	손가락및발가락의후천변형	13,369	181,048	348,180	36,386,623	27,643,744
153	J36	편도주위농양	13,326	63,630	129,638	11,341,102	8,815,269
154	G51	안면신경장애	13,227	69,307	163,750	19,870,754	14,852,195
155	M24	기타특정관절장애	13,179	139,434	266,580	25,721,087	19,269,478
156	I46	심장정지	13,053	74,852	90,347	58,022,672	48,967,386
157	S86	아래다리부위의근육및힘줄의손상	12,808	161,316	261,798	23,972,174	18,063,891
158	J69	고체및액체의한폐렴	12,715	304,104	405,080	100,932,827	81,252,000
159	G82	하반신마비및사지마비	12,599	1,817,262	2,000,129	222,986,796	173,990,185
160	N30	방광염	12,463	73,921	163,478	13,749,867	10,775,840
161	J93	기흉	12,388	125,182	213,272	56,237,464	43,777,392
162	R04	기도출혈	12,369	44,959	97,910	20,169,644	15,747,827
163	C67	방광의악성신생물	12,287	253,028	430,337	73,400,423	65,827,354
164	R11	구역및구토	12,260	35,490	81,921	6,459,185	5,219,165
165	L50	두드러기	12,059	30,385	83,810	4,341,972	3,536,223
166	C25	췌장의악성신생물	11,959	511,309	951,657	162,079,078	148,449,704
167	F01	혈관성치매	11,765	1,737,082	1,796,926	134,970,233	100,243,010
168	M19	기타관절증	11,741	148,996	279,387	33,476,194	25,463,089
169	K74	간의섬유증및경변증	11,653	231,884	388,915	63,700,970	51,127,142
170	R00	심장박동의이상	11,164	24,195	54,173	7,793,359	6,307,519
171	J00	급성비인두염[감기]	11,062	22,880	68,326	2,793,818	2,356,931
172	M13	기타관절염	10,944	171,069	281,700	32,192,919	24,448,066
173	I60	지주막하출혈	10,911	679,498	836,603	216,766,275	189,555,391
174	P07	달리분류되지않은단기임신및저체중출산	10,880	247,576	341,651	175,974,110	174,823,537
175	K58	과민대장증후군	10,804	47,323	132,051	8,769,939	6,701,082
176	J01	급성부비동염	10,720	61,908	120,601	8,910,603	7,320,301
177	F03	상세불명의치매	10,675	1,284,459	1,308,653	94,973,337	69,702,352
178	N63	유방의상세불명의덩이	10,549	16,041	36,198	3,303,929	2,565,713
179	K31	위및십이지장의기타질환	10,496	39,685	122,997	14,751,461	11,652,805
180	J09	확인된동물매개또는범유행인플루엔자바	10,277	49,631	91,165	8,335,699	7,109,964
181	N93	기타이상자궁및질출혈	10,265	19,984	56,194	5,622,437	4,370,518
182	I47	발작성빈맥	10,245	42,870	104,848	51,518,479	47,365,468
183	T81	달리분류되지않은처치의합병증	10,184	116,622	190,824	29,391,268	23,343,957
184	F31	양극성정동장애	9,924	556,546	676,570	56,077,371	42,842,393
185	S00	머리의표재성손상	9,815	29,713	55,825	4,902,972	3,658,786
186	O42	양막의조기파열	9,773	54,806	94,322	19,107,803	17,884,297
187	D21	결합조직및기타연조직의기타양성신생물	9,683	47,047	108,200	10,744,064	8,163,765
188	K83	담도의기타질환	9,638	104,219	209,154	40,314,003	32,198,489
189	N60	양성유방형성이상	9,624	18,101	45,438	4,084,236	3,132,207
190	S63	손목및손부위의관절및인대의탈구,염좌및	9,577	58,217	119,709	10,276,647	7,792,781
191	Z03	의심되는질병및병태를위한의학적관찰및	9,379	32,896	83,604	11,939,207	9,429,291
192	A15	세균학적및조직학적으로확인된호흡기결	9,229	259,487	367,468	67,683,829	65,070,860
193	E16	췌장내분비의기타장애	8,978	34,766	59,087	7,421,993	5,850,357
194	J38	달리분류되지않은성대및후두의질환	8,961	29,155	107,014	10,021,062	7,828,626
195	M00	화농성관절염	8,933	217,750	314,603	45,131,677	34,542,063
196	K76	간의기타질환	8,877	49,450	158,199	11,960,490	9,342,759
197	N73	기타여성골반염증질환	8,808	52,218	102,936	11,045,452	8,263,261
198	H50	기타사시	8,712	15,926	76,546	10,945,568	10,089,099
199	H91	기타청력소실	8,699	52,575	123,646	15,586,663	12,178,406
200	M87	골괴사	8,628	181,456	341,140	57,791,600	44,808,818

Note : Based on the Treatment Month (excluding herbal medicine)

제VI-4표

Table VI-4

질병소분류별 입원 다빈도

Inpatient Benefits by Frequency

순위 Rank	상병 기호 I.C.D	상 병 명 Diseases	진료실인원 Patients	내원일수 Visits	급여일수 Reimbursed Days	진료비 Medical Expense	급여비 Benefit
201	O02	기 타 비 정 상 적 수 태 부 산 물	8,514	15,369	48,187	4,218,743	3,320,395
202	I49	기 타 심 장 부 정 맥	8,498	67,914	132,464	39,448,232	35,550,070
203	I69	뇌 혈 관 질 환 의 후 유 증	8,464	938,388	981,263	81,371,656	60,999,825
204	H33	망 막 박 리 및 망 막 열 공	8,282	34,152	86,729	26,407,729	20,922,268
205	N13	폐 색 성 및 역 류 성 요 로 병 증	8,271	62,695	149,753	25,102,290	20,101,998
206	K26	십 이 지 장 궤 양	8,146	70,343	158,095	23,947,692	18,691,450
207	C24	담도의기타및상세불명부분의악성신생물	8,035	316,006	519,061	115,481,708	105,768,002
208	N87	자 궁 경 부 의 이 형 성	8,032	15,758	51,600	5,243,529	4,085,824
209	I65	뇌경색증을유발하지않은뇌전동맥의폐쇄	7,987	86,856	220,285	33,207,516	27,744,308
210	P22	신 생 아 의 호 흡 곤 란	7,892	118,550	135,953	85,393,437	84,832,259
211	L89	육 창 궤 양 및 압 박 부 위	7,765	444,347	473,700	47,652,346	36,365,756
212	O32	태아의알려진또는의심되는이상태위에대	7,753	49,299	68,688	17,222,010	15,900,139
213	J90	달 리 분 류 되 지 않 은 흉 막 삼 출 액	7,609	103,764	157,965	28,247,527	22,270,457
214	F41	기 타 불 안 장 애	7,583	94,124	148,573	10,485,312	7,984,289
215	C79	기타및상세불명부위의이차성악성신생물	7,537	150,192	264,047	72,428,821	66,668,381
216	O20	초 기 임 신 중 출 혈	7,494	45,094	56,484	4,876,239	4,096,304
217	I42	심 근 병 증	7,466	150,648	251,620	59,512,643	52,987,832
218	I88	비 특 이 성 림 프 절 염	7,425	37,816	71,873	7,663,789	6,378,964
219	K82	담 낭 의 기 타 질 환	7,402	37,126	106,336	23,336,736	17,558,633
220	C64	신 우 를 제 외 한 신 장 의 악 성 신 생 물	7,302	161,820	252,128	49,148,827	43,737,101
221	A16	세균학적으로나조직학적으로확인되지않	7,222	137,930	213,978	39,082,258	37,325,547
222	D64	기 타 빈 혈	7,122	51,503	102,565	10,748,734	8,356,967
223	C56	난 소 의 악 성 신 생 물	7,117	350,370	709,294	100,295,902	90,499,291
224	M10	통 풍	7,074	64,158	140,335	9,146,157	6,936,362
225	Z94	이 식 된 기 관 및 조 직 의 상 태	7,034	130,070	274,652	107,916,473	96,002,409
226	S53	팔꿈치의관절및인대의탈구,염좌및긴장	7,028	35,640	61,901	6,133,765	4,758,901
227	H65	비 화 농 성 중 이 염	7,006	23,141	67,128	7,878,828	6,605,355
228	K62	항 문 및 직 장 의 기 타 질 환	6,911	35,883	70,059	10,709,716	8,377,591
229	N81	여 성 생 식 기 탈 출	6,838	40,114	76,990	16,560,899	12,841,559
230	O68	태아스트레스[절박]가합병된진통및분만	6,823	42,344	59,147	14,817,197	13,776,017
231	M99	달 리 분 류 되 지 않 은 생 체 역 학 적 병 변	6,822	72,512	160,346	13,378,575	10,042,666
232	K05	치 은 염 및 치 주 질 환	6,807	14,244	38,561	1,364,048	1,097,223
233	C78	호흡및소화기 관 의 이차성악성신생물	6,798	113,716	193,224	49,115,723	44,454,155
234	H40	녹 내 장	6,511	19,071	45,219	8,118,816	6,382,724
235	J98	기 타 호 흡 장 애	6,485	49,304	89,350	16,551,398	12,729,097
236	J96	달 리 분 류 되 지 않 은 호 흡 부 전	6,413	163,298	212,202	69,508,166	56,666,824
237	E86	용 적 고 갈	6,399	26,227	44,911	4,247,293	3,470,586
238	J04	급 성 후 두 염 및 기 관 염	6,362	29,800	61,113	4,152,267	3,470,936
239	I70	죽 상 경 화 증	6,328	105,350	196,289	50,046,130	39,272,522
240	R22	피부및피하조직의국소적부기,종괴및덩이	6,295	24,054	63,802	6,650,799	5,136,083
241	L02	피 부 의 농 양 , 종 기 및 큰 종 기	6,289	62,757	104,807	12,276,961	9,445,929
242	M71	기 타 윤 활 낭 병 증	6,259	67,129	118,801	11,649,518	8,839,342
243	G03	기타및상세불명의원인에의한수막염	6,214	44,255	75,584	11,512,444	9,246,174
244	D06	자 궁 경 부 의 제 자 리 암 중	6,166	26,103	59,148	9,779,326	8,393,467
245	H02	눈 껍 풀 의 기 타 장 애	6,128	10,446	43,743	6,254,216	5,341,803
246	K65	복 막 염	6,126	85,579	127,021	37,288,312	29,278,273
247	D05	유 방 의 제 자 리 암 중	6,109	71,581	118,502	34,552,664	27,906,262
248	S68	손 목 및 손 의 외 상 성 절 단	6,065	93,603	135,579	18,644,665	14,245,236
249	L04	급 성 림 프 절 염	6,053	33,539	64,606	6,627,970	5,463,383
250	I71	대 동 맥 동 맥 류 및 박 리	6,049	119,483	190,373	118,140,031	105,323,462

주 : 수진기준 (한의분류 제외)

상병 급여현황(계) <계속>

of Disease(Total) <Cont'd>

(단위 : 명, 일, 천원)

Unit : Person, Day, KRW 1,000

순위 Rank	상병 기호 I.C.D	상 병 명 Diseases	진료실인원 Patients	내원일수 Visits	급여일수 Reimbursed Days	진료비 Medical Expense	급여비 Benefit
251	M21	사 지 의 기 타 후 천 변 형	6,006	76,108	150,502	18,257,007	13,637,693
252	M30	결 절 성 다 발 동 맥 염 및 관 련 병 태	5,989	41,251	154,775	13,058,862	11,875,000
253	J84	기 타 간 질 성 폐 질 환	5,978	123,853	188,077	43,154,579	36,302,291
254	J30	혈 관 운 동 성 및 앨 리 지 성 비 염	5,903	18,146	62,909	2,831,931	2,331,469
255	C53	자 궁 경 부 의 악 성 신 생 물	5,880	213,153	376,496	61,934,311	56,037,381
256	M62	근 육 의 기 타 장 애	5,810	49,109	79,646	9,848,231	7,545,908
257	D50	철 결 핏 빈 혈	5,778	37,283	98,271	7,165,564	5,562,398
258	D35	기타및상세불명의내분비선의양성신생물	5,746	63,622	129,175	28,509,639	23,523,470
259	G93	뇌 의 기 타 장 애	5,677	301,358	358,325	48,006,090	37,982,144
260	S80	아 래 다 리 의 표 재 성 손 상	5,674	33,754	65,010	4,226,430	3,236,533
261	Z34	정 상 임 신 의 관 리	5,627	30,082	42,217	4,628,568	4,093,986
262	H43	유 리 체 의 장 애	5,623	17,068	44,498	15,619,456	12,457,043
263	N85	자궁경부를제외한자궁의기타비염증성장	5,556	13,825	42,973	6,421,553	5,011,117
264	S67	손 목 및 손 의 으 껌 손 상	5,540	57,983	92,768	10,426,783	7,908,588
265	A49	상 세 불 명 부 위 의 세 균 감 염	5,504	40,707	66,055	9,473,936	7,886,808
266	B18	만 성 바 이 러 스 간 염	5,479	44,571	123,967	12,831,080	10,188,112
267	R31	상 세 불 명 의 혈 뇨	5,446	22,079	49,985	6,428,946	5,039,404
268	F06	뇌손상,뇌기능이상및신체질환에의한기타	5,431	456,642	493,661	36,325,608	27,020,803
269	D32	수 막 의 양 성 신 생 물	5,401	159,996	242,057	50,200,155	45,463,960
270	T23	손 목 및 손 의 화 상 및 부 식	5,394	41,365	57,354	10,257,480	8,694,188
271	B17	기 타 급 성 바 이 러 스 간 염	5,393	39,926	80,405	9,470,379	7,269,493
272	I26	폐 색 전 증	5,369	108,902	169,395	31,222,215	25,133,473
273	M72	섬 유 모 세 포 장 애	5,355	71,148	114,020	15,420,926	11,785,269
274	S20	흉 부 의 표 재 성 손 상	5,346	26,533	49,214	3,758,922	2,783,671
275	E78	지 질 단 백 질 대 사 장 애 및 기 타 지 질 증	5,336	22,796	179,881	2,330,080	1,769,676
276	K12	구 내 염 및 관 련 병 변	5,326	30,128	57,249	6,235,790	4,864,118
277	E04	기 타 비 독 성 고 이 터	5,307	17,045	48,134	6,700,143	4,608,598
278	M80	병 적 골 절 을 동 반 한 골 다 공 증	5,306	73,234	174,047	12,110,686	9,134,814
279	M05	혈 청 검 사 양 성 류 마 티 스 관 절 염	5,295	127,363	211,341	20,864,209	17,781,000
280	K86	췌 장 의 기 타 질 환	5,294	56,677	141,644	16,421,167	12,444,932
281	S81	아 래 다 리 의 열 린 상 처	5,257	45,858	76,166	7,685,211	5,859,020
282	C83	비 소 포 성 림 프 종	5,248	206,265	362,320	101,907,679	94,131,511
283	N64	유 방 의 기 타 장 애	5,158	9,691	26,440	3,185,544	2,375,046
284	T14	상 세 불 명 의 신 체 부 위 의 손 상	5,154	27,608	51,433	5,308,611	4,051,148
285	T24	발목및발을제외한영덩이및다리의화상및	5,113	58,489	80,344	12,300,778	9,684,016
286	S30	복 부 , 아 래 등 및 골 반 의 표 재 성 손 상	5,111	25,063	48,430	4,077,982	3,055,575
287	I11	고 혈 압 성 심 장 병	5,104	117,460	174,117	14,434,566	10,934,538
288	J39	상 기 도 의 기 타 질 환	5,103	30,511	60,952	8,071,751	6,365,461
289	O00	자 궁 외 임 신	5,101	23,532	45,373	10,162,079	7,629,547
290	K55	장 의 혈 관 장 애	5,091	65,520	106,829	24,676,245	19,237,832
291	I95	저 혈 압	5,003	22,109	42,205	4,867,026	3,739,191
292	J47	기 관 지 확 장 증	4,988	54,831	97,953	13,983,255	10,745,399
293	T84	내부정형외과적인공삽입장치,삽입물및이	4,986	144,209	237,287	44,056,760	34,147,321
294	L72	피 부 및 피 하 조 직 의 모 낭 낭	4,964	18,783	49,230	4,047,905	3,127,994
295	D69	자 반 및 기 타 출 혈 성 병 태	4,943	42,076	77,297	16,687,334	14,171,231
296	D37	구강및소화기관행동양식불명또는미상	4,938	54,155	94,164	20,527,024	17,791,801
297	R91	폐 의 진 단 영 상 검 사 상 이 상 소 견	4,849	19,045	40,523	7,677,397	5,791,160
298	K11	침 샘 의 질 환	4,849	19,857	52,461	5,670,218	4,300,465
299	H04	눈 물 계 통 의 장 애	4,844	10,952	43,651	5,277,725	4,104,246
300	C19	직 장 구 불 결 장 접 합 부 의 악 성 신 생 물	4,823	144,853	258,937	51,501,582	46,669,720

Note : Based on the Treatment Month (excluding herbal medicine)

제Ⅵ-4표

Table VI-4

질병소분류별 입원 다빈도

Inpatient Benefits by Frequency

순위 Rank	상병 기호 I.C.D	상 병 명 Diseases	진료실인원 Patients	내원일수 Visits	급여일수 Reimbursed Days	진료비 Medical Expense	급여비 Benefit
301	S76	엉덩이및대퇴부위의근육및힘줄의손상	4,817	49,535	83,168	6,648,910	5,028,818
302	G30	알츠하이머병	4,812	517,383	545,643	41,640,607	30,983,021
303	J46	천식	4,796	63,143	103,991	10,732,345	8,367,265
304	M94	연골의기타장애	4,780	25,476	63,872	5,410,321	4,102,118
305	R57	달리분류되지않은쇼크	4,764	60,403	81,979	36,193,702	29,827,456
306	K22	식도의기타질환	4,724	35,794	79,589	12,395,314	9,708,573
307	C44	기타피부의악성신생물	4,719	113,158	145,491	19,439,230	17,278,102
308	I62	기타뇌외상성두개내출혈	4,714	223,194	269,325	45,283,299	37,919,345
309	M86	골수염	4,709	132,324	187,853	26,675,819	20,602,602
310	K71	독성간질환	4,660	40,578	93,990	8,112,377	6,305,950
311	M84	골연속성의장애	4,579	74,163	126,001	16,024,328	12,289,619
312	K50	크론병[국소성장염]	4,571	49,576	188,262	21,177,959	18,401,819
313	C71	뇌의악성신생물	4,553	296,159	414,076	83,114,891	75,256,486
314	C92	골수성백혈병	4,552	219,971	304,787	162,942,485	150,075,963
315	S23	흉곽의관절및인대의탈구,염좌및긴장	4,543	31,841	53,110	3,108,018	2,345,867
316	D18	모든부위의혈관종및림프관종	4,525	26,978	61,320	9,308,944	7,350,441
317	C54	자궁체부의악성신생물	4,504	125,668	240,301	35,283,676	31,134,490
318	S96	발목및발부위의근육및힘줄의손상	4,496	44,370	73,243	6,861,877	5,234,262
319	C15	식도의악성신생물	4,469	169,764	287,685	64,075,678	58,847,997
320	I64	출혈또는경색증으로명시되지않은뇌졸중	4,431	135,486	154,403	14,843,998	11,022,372
321	D16	골및관절연골의양성신생물	4,403	26,926	59,896	7,815,061	5,960,898
322	T50	이노제및기타상세불명의약물,약제및생물	4,364	13,848	21,120	5,398,436	4,238,765
323	M46	기타염증성척추병증	4,343	165,794	224,607	37,542,358	28,776,762
324	S56	아래팔부위의근육및힘줄의손상	4,333	35,116	65,007	7,145,082	5,436,821
325	N21	하부요로의결석	4,332	17,451	44,318	5,975,174	4,571,444
326	A87	바이라스수막염	4,311	25,751	44,643	6,435,880	5,257,442
327	M16	고관절증	4,300	86,909	165,134	24,124,213	18,538,688
328	K91	달리분류되지않은소화계통의처치후장애	4,300	51,533	86,950	16,809,433	13,993,302
329	O63	지연진통	4,234	18,510	28,474	7,318,897	7,032,747
330	T25	발목및발의화상및부식	4,171	62,868	82,872	13,194,070	11,050,444
331	T42	항뇌전증제,진정제-수면제및항파킨슨제	4,159	15,107	25,364	6,124,945	4,758,593
332	I35	비류마티스성대동맥판장애	4,151	77,784	138,643	90,639,742	68,593,562
333	R40	기면,혼미및혼수	4,147	191,979	196,983	18,810,175	14,394,731
334	D23	피부의기타양성신생물	4,142	15,030	38,600	3,319,423	2,611,389
335	M81	병적골절이없는골다공증	4,141	37,793	120,852	3,056,792	2,255,767
336	K01	매몰치및매복치	4,137	7,861	31,014	2,852,222	2,174,778
337	E10	1형당뇨병	4,111	155,256	189,460	17,495,784	13,420,751
338	N43	음낭수종및정액류	4,092	13,054	37,478	5,321,520	4,367,876
339	Q21	심장중격의선천기형	4,062	43,586	92,717	59,145,487	56,095,328
340	C23	담낭의악성신생물	3,982	155,154	248,701	47,654,128	43,453,366
341	T82	심장및혈관인공삽입장치,삽입물및이식편	3,962	24,427	54,403	20,767,916	18,474,362
342	I66	뇌경색증을유발하지않은대뇌동맥의폐쇄	3,957	53,607	111,347	12,658,481	9,761,462
343	S73	고관절의관절및인대의탈구,염좌및긴장	3,949	37,358	62,591	4,914,980	3,739,323
344	O30	다태임신	3,937	35,287	53,807	12,215,019	11,073,516
345	J42	상세불명의만성기관지염	3,920	43,784	69,423	5,364,704	4,073,837
346	C90	다발골수종및악성형질세포신생물	3,907	172,889	276,656	74,290,586	68,699,832
347	O66	기타난산	3,876	25,047	32,088	7,991,992	7,409,088
348	A75	발진티푸스	3,867	30,331	54,964	6,258,556	4,754,555
349	S91	발목및발의열린상처	3,794	29,545	50,737	5,027,369	3,861,051
350	O61	유도분만의실패	3,787	19,389	26,958	6,131,672	5,619,237

주 : 수진기준 (한의분류 제외)

상병 급여현황(계) <계속>

of Disease(Total) <Cont'd>

(단위 : 명, 일, 천원)

Unit : Person, Day, KRW 1,000

순위 Rank	상병 기호 I.C.D	상 병 명 Diseases	진료실인원 Patients	내원일수 Visits	급여일수 Reimbursed Days	진료비 Medical Expense	급여비 Benefit
351	N41	전 립 선 의 염 증 성 질 환	3,783	29,128	65,419	6,834,663	5,180,202
352	T20	머 리 및 목 의 화 상 및 부 식	3,756	37,535	51,058	9,452,725	7,840,986
353	T58	일 산 화 탄 소 의 독 성 효 과	3,731	16,998	24,575	5,979,343	4,667,337
354	M96	달리분류되지않은처치후근골격장애	3,693	70,520	128,537	14,918,320	11,312,622
355	I44	방 실 차 단 및 좌 각 차 단	3,600	37,128	70,631	33,131,175	30,780,234
356	D70	무 과 립 구 증	3,570	28,439	54,064	11,575,011	10,519,215
357	Z52	기 관 및 조 직 의 기 증 자	3,529	29,869	82,706	25,908,799	22,439,335
358	S05	눈 및 안 와 의 손 상	3,503	13,144	26,338	4,241,088	3,213,725
359	G91	수 두 증	3,483	140,144	188,476	28,562,685	22,874,017
360	T85	기타내부인공삽입장치,삽입물및이식편의	3,411	24,477	48,068	11,272,182	9,335,505
361	D33	뇌및중추신경계통의기타부분의양성신생	3,394	93,177	136,579	27,386,926	24,698,550
362	B00	헤르페스바이러스[단순헤르페스]감염	3,376	19,308	37,646	3,541,856	2,941,677
363	N31	달리분류되지않은방광의신경근육기능장	3,370	32,807	77,066	4,731,712	3,608,113
364	O44	전 치 태 반	3,366	27,301	42,240	10,027,370	9,121,495
365	D34	갑 상 선 의 양 성 신 생 물	3,353	12,581	33,209	5,076,192	3,383,008
366	N28	달리분류되지않은신장및요관의기타장애	3,353	23,440	50,171	8,507,708	6,438,524
367	G95	척 수 의 기 타 질 환	3,328	137,164	195,652	29,232,683	22,570,751
368	S60	손 목 및 손 의 표 재 성 손 상	3,321	8,517	19,190	1,420,159	1,123,025
369	J13	폐렴 연쇄구균에 의한 폐렴	3,315	30,053	46,737	6,481,459	5,482,831
370	K66	복 막 의 기 타 장 애	3,311	18,623	32,574	7,506,364	5,769,482
371	S64	손 목 및 손 부 위 의 신 경 의 손 상	3,297	21,656	41,726	4,733,151	3,619,941
372	D11	주 침 샘 의 양 성 신 생 물	3,267	18,337	42,508	9,330,695	6,458,295
373	Z50	재활처치를포함한치료를위하여보건서비	3,266	165,394	211,874	26,341,285	20,754,331
374	N62	유 방 의 비 대	3,258	6,069	20,170	4,679,068	3,648,734
375	C77	림프절의이차성및상세불명의악성신생물	3,246	46,892	79,122	16,679,122	15,065,755
376	I86	기 타 부 위 의 정 맥 류	3,244	12,890	32,183	7,405,252	5,862,220
377	J81	폐 부 증	3,237	41,646	66,234	11,976,947	9,633,455
378	D01	기타및상세불명의소화기관외의제자리암종	3,234	27,423	47,021	9,883,028	8,813,421
379	I80	정 맥 염 및 혈 전 정 맥 염	3,167	41,657	81,984	13,415,222	10,451,592
380	G53	달 리 분 류 된 질 환 에 서 의 뇌 신 경 장 애	3,140	41,198	72,871	4,727,055	3,551,622
381	K51	궤 양 성 대 장 염	3,136	36,072	95,284	11,304,702	9,794,251
382	S70	영 덩 이 및 대 퇴 의 표 재 성 손 상	3,127	19,268	37,055	2,740,752	2,075,197
383	T18	소 화 관 속 의 이 물	3,113	10,953	21,732	3,919,063	3,061,517
384	R47	달 리 분 류 되 지 않 은 언 어 장 애	3,112	8,356	18,417	2,737,361	1,900,569
385	K72	달 리 분 류 되 지 않 은 간 부 전	3,088	48,010	79,975	18,936,550	15,625,684
386	T31	포함된신체표면의정도에따라분류된화상	3,055	61,440	73,684	21,854,770	18,349,271
387	N70	난 관 염 및 난 소 염	3,041	21,934	39,486	7,778,854	5,991,562
388	Q10	눈꺼풀,눈물기관및안와의선천기형	3,005	5,298	22,834	3,847,746	3,567,105
389	M22	무 립 뼈 의 장 애	3,004	20,307	47,713	2,864,579	2,150,478
390	M93	기 타 골 연 골 병 증	3,001	28,636	57,086	5,705,149	4,323,058
391	T63	독 액 성 동 물 과 의 접 촉 의 독 성 효 과	2,993	14,222	26,511	2,947,688	2,305,358
392	F43	심한스트레스에대한반응및적응장애	2,969	37,914	59,277	5,429,014	4,166,521
393	K30	기 능 성 소 화 불 량	2,946	11,685	31,480	2,299,203	1,823,297
394	C85	기타및상세불명유형의비호지킨림프종	2,931	84,549	137,225	30,974,560	28,295,127
395	E05	갑 상 선 독 증 [갑 상 선 기 능 항 진 증]	2,861	21,905	54,660	5,072,124	3,793,776
396	H36	달 리 분 류 된 질 환 에 서 의 망 막 장 애	2,841	9,653	24,861	7,704,887	6,134,026
397	M76	발 을 제 외 한 다 리 의 골 부 착 부 병 증	2,799	19,104	41,226	2,488,370	1,892,043
398	T67	얼 및 빗 의 영 향	2,798	13,563	23,469	3,294,932	2,534,735
399	M53	달 리 분 류 되 지 않 은 기 타 등 병 증	2,794	23,910	46,533	3,451,562	2,631,858
400	Q18	얼 굴 및 목 의 기 타 선 천 기 형	2,770	11,019	30,077	3,095,325	2,536,333

Note : Based on the Treatment Month (excluding herbal medicine)

제VI-4표

Table VI-4

질병소분류별 입원 다빈도

Inpatient Benefits by Frequency

순위 Rank	상병 기호 I.C.D	상 병 명 Diseases	진료실인원 Patients	내원일수 Visits	급여일수 Reimbursed Days	진료비 Medical Expense	급여비 Benefit
401	G25	기 타 추 체 외 로 및 운 동 장 애	2,763	26,723	50,976	5,277,516	4,009,295
402	J16	달리분류되지않은기타감염성병원체	2,756	21,638	33,217	3,038,504	2,586,233
403	O36	기타알려진또는의심되는태아문제에대한	2,746	13,379	25,627	4,880,141	4,467,286
404	T88	달리분류되지않은외과적및내과적치료의	2,711	8,991	19,458	2,215,188	1,764,059
405	G50	삼 차 신 경 의 장 애	2,695	16,870	41,325	4,328,398	3,243,815
406	C49	기타결합조직및연조직의악성신생물	2,686	85,318	155,610	29,283,784	26,552,245
407	J31	만 성 비 염 , 비 인 두 염 및 인 두 염	2,657	7,066	20,383	2,390,824	1,860,952
408	S27	기타및상세불명의흉곽내기관의손상	2,656	31,451	49,770	12,341,076	9,749,174
409	R05	기 침	2,647	5,815	19,542	1,415,277	1,112,874
410	S90	발 목 및 발 의 표 재 성 손 상	2,643	11,632	22,411	1,526,827	1,191,882
411	R62	기대되는정상생리학적발달의결여	2,641	112,967	128,445	17,380,808	16,146,855
412	T60	유해생물방제제(농약)의독성효과	2,639	21,220	31,434	10,339,898	8,069,433
413	G41	뇌 전 증 지 속 상 태	2,630	119,114	153,521	33,992,798	29,728,697
414	K08	치 아 및 지 지 구 조 의 기 타 장 애	2,622	6,150	14,122	2,140,978	1,536,761
415	Z98	기 타 수 술 후 상 태	2,583	36,671	49,474	3,998,768	3,071,338
416	R25	이 상 불 수 의 운 동	2,578	9,820	24,434	2,396,085	1,802,368
417	K09	달 리 분 류 되 지 않 은 구 강 영 역 의 낭	2,575	8,825	26,110	3,290,211	2,479,458
418	N12	급성또는만성으로명시되지않은세뇨관-	2,572	24,204	40,259	4,446,138	3,461,943
419	J33	코 폴 립	2,562	8,485	33,978	5,008,551	3,670,882
420	S65	손 목 및 손 부 위 의 혈 관 의 손 상	2,557	20,976	35,404	4,832,890	3,698,392
421	R52	달 리 분 류 되 지 않 은 통 증	2,553	12,003	22,067	1,845,741	1,413,161
422	F29	상 세 불 명 의 비 기 질 성 정 신 병	2,552	184,471	209,669	16,229,025	12,846,388
423	D43	뇌및중추신경계통의행동양식불명또는미	2,510	68,031	98,106	20,466,414	18,338,899
424	K04	치 수 및 근 단 주 위 조 직 의 질 환	2,505	8,398	21,250	1,769,979	1,337,887
425	R20	피 부 감 각 의 장 애	2,495	4,946	12,835	1,451,621	1,032,603
426	M32	전 신 홍 반 루 푸 스	2,491	44,861	81,908	15,064,005	13,165,100
427	H27	수 정 체 의 기 타 장 애	2,489	5,779	14,869	4,780,065	3,806,556
428	H53	각 장 애	2,479	7,781	20,579	2,468,382	1,733,188
429	O47	가 진 통	2,472	14,850	18,028	2,659,013	2,371,527
430	S51	아 래 팔 의 열 린 상 처	2,469	13,934	27,207	2,955,234	2,260,775
431	F33	재 발 성 우 울 장 애	2,455	115,803	143,780	11,691,014	8,870,856
432	I73	기 타 말 초 혈 관 질 환	2,423	46,669	77,962	13,491,561	10,848,678
433	H71	중 이 의 진 주 종	2,414	12,836	42,222	6,893,705	5,580,980
434	Z54	회 복 기	2,389	36,269	47,425	4,210,813	3,371,899
435	D14	중 이 및 호흡계통의양성신생물	2,381	11,395	32,852	4,653,237	3,444,320
436	L60	손 발 톱 장 애	2,372	10,000	27,806	1,439,067	1,124,270
437	N94	여성생식기관및월경주기와관련된통증및	2,367	3,588	9,207	868,080	672,424
438	N45	고 환 염 및 부 고 환 염	2,365	16,558	34,855	3,295,478	2,575,821
439	P24	신 생 아 흡 인 증 후 군	2,353	16,925	18,646	8,216,939	8,173,147
440	K43	복 벽 탈 장	2,349	20,013	37,004	7,253,325	5,717,362
441	D36	기타및상세불명부위의양성신생물	2,347	14,848	34,188	4,875,170	3,727,968
442	D46	골 수 형 성 이 상 증 후 군	2,345	84,249	131,328	48,941,549	45,277,656
443	B01	수 두	2,332	13,983	23,441	3,355,680	2,946,986
444	C91	림 프 성 백 혈 병	2,328	118,476	205,208	85,448,582	79,043,823
445	G46	뇌혈관질환에서의뇌의혈관증후군(I60-	2,317	40,230	73,433	4,947,305	3,642,020
446	T21	몸 통 의 화 상 및 부 식	2,309	25,775	34,447	6,641,820	5,401,138
447	T17	기 도 의 이 물	2,278	4,200	8,118	1,277,332	1,038,401
448	J85	폐 및 중 격 의 농 양	2,278	42,644	61,668	14,227,272	11,150,491
449	K37	상 세 불 명 의 충 수 염	2,267	9,677	16,743	4,989,300	4,006,587
450	H90	전 음 성 및 감 각 신 경 성 청 력 소 실	2,263	11,106	32,439	13,090,252	10,227,778

주 : 수진기준 (한의분류 제외)

상병 급여현황(계) <계속>

of Disease(Total) <Cont'd>

(단위 : 명, 일, 천원)

Unit : Person, Day, KRW 1,000

순위 Rank	상병 기호 I.C.D	상 병 명 Diseases	진료실인원 Patients	내원일수 Visits	급여일수 Reimbursed Days	진료비 Medical Expense	급여비 Benefit
451	D10	입 및 인 두 의 양 성 신 생 물	2,232	6,081	21,174	1,945,667	1,490,701
452	S14	목 부 위 의 신 경 및 척 수 의 손 상	2,220	135,456	164,812	26,893,701	20,986,569
453	R94	기 능 검 사 의 이 상 결 과	2,214	6,398	22,151	1,524,171	1,212,590
454	O14	전 자	2,207	17,797	29,469	6,678,060	6,111,548
455	J41	단 순 성 및 점 액 화 농 성 만 성 기 관 지 염	2,199	21,450	37,927	2,870,070	2,201,466
456	Z46	기타장치외부착및조정을위하여보건의비	2,187	6,382	13,087	765,787	613,217
457	E23	뇌 하 수 체 의 기 능 저 하 및 기 타 장 애	2,150	16,711	29,372	3,853,493	3,166,724
458	G80	뇌 성 마 비	2,146	174,180	205,369	24,914,048	22,352,492
459	S36	복 강 내 기 관 의 손 상	2,146	33,524	48,589	19,067,911	15,443,616
460	R26	보 행 과 이 동 의 이 상	2,144	47,631	63,526	6,245,435	4,647,274
461	E03	기 타 갑 상 선 기 능 저 하 증	2,091	21,656	61,048	2,671,565	2,030,259
462	M70	사용,과용및압박에관련된연조직장애	2,079	17,128	32,824	2,490,080	1,899,535
463	F25	조 현 정 동 장 애	2,075	194,592	225,596	17,800,787	14,539,011
464	R73	혈 당 치 상 승	2,068	4,494	18,608	751,993	589,168
465	E13	기 타 명 시 된 당 뇨 병	2,063	59,635	79,982	6,595,139	4,946,150
466	R99	기타불명확하고상세불명의사망원인	2,003	2,292	2,306	1,060,288	866,085
467	I72	기 타 동 맥 류 및 박 리	1,994	19,718	45,370	11,491,986	9,091,323
468	M60	근	1,970	27,407	42,018	6,474,435	5,027,797
469	C32	후 두 의 악 성 신 생 물	1,968	56,342	88,974	15,776,189	14,301,873
470	O99	달리분류될수있지만임신,출산및산후기에	1,941	9,919	17,382	3,475,837	3,021,099
471	G12	척 수 성 근 위 축 및 관 련 증 후 군	1,914	152,735	232,641	24,825,949	21,385,310
472	M35	결 합 조 직 의 기 타 전 신 침 범	1,912	36,070	63,175	7,796,391	6,687,950
473	N75	바 르 톨 린 선 의 질 환	1,912	5,218	14,198	1,184,980	914,819
474	M06	기 타 류 마 티 스 관 절 염	1,907	36,179	68,199	5,950,263	4,594,049
475	K73	달 리 분 류 되 지 않 은 만 성 간 염	1,906	13,011	36,412	1,719,156	1,298,730
476	D48	기타및상세불명부위의행동양식불명또는	1,906	20,245	37,301	7,434,853	6,501,858
477	D47	림프,조혈및관련조직의행동양식불명및미	1,903	47,965	69,264	15,171,289	13,727,058
478	R19	소 화 계 통 및 복 부 의 기 타 증 상 및 징 후	1,900	6,165	15,733	2,226,692	1,729,943
479	R13	삼 킵 곤 란	1,888	90,424	104,368	9,303,179	7,184,830
480	G57	다 리 의 단 일 신 경 병 증	1,876	19,869	37,777	3,031,650	2,286,352
481	T00	여 러 신 체 부 위 를 침 범 한 표 재 성 손 상	1,876	10,079	18,650	1,840,063	1,361,776
482	K02	치 아 우 식	1,867	4,590	10,442	539,641	455,605
483	R61	다 한 증	1,867	4,276	11,761	4,390,530	3,472,491
484	K42	배 곱 탈 장	1,864	8,768	18,278	3,574,250	2,748,982
485	S50	아 래 팔 의 표 재 성 손 상	1,860	6,068	11,966	919,167	729,571
486	O21	임 신 중 과 다 구 토	1,860	13,053	15,875	1,209,579	1,003,035
487	H49	마 비 성 사 시	1,849	8,251	23,363	2,981,768	2,177,802
488	N19	상 세 불 명 의 신 부 전	1,843	36,189	47,577	5,454,742	4,243,414
489	T22	손목및손을제외한여깨와팔의화상및부식	1,837	16,721	23,677	3,910,443	3,131,084
490	H16	각 막 염	1,833	9,791	18,986	2,033,688	1,579,140
491	D30	비 뇨 기 관 의 양 성 신 생 물	1,827	11,367	24,173	4,182,897	3,119,376
492	R60	달 리 분 류 되 지 않 은 부 종	1,817	11,717	25,356	2,391,851	1,835,547
493	A63	달리분류되지않은기타주로성행위로전파	1,783	4,181	14,081	1,025,550	797,348
494	R09	순환계통및호흡계통의기타증상및징후	1,783	7,390	15,585	2,696,728	2,138,722
495	G55	달리분류된질환에서의신경근및신경총압	1,760	21,307	37,793	2,654,534	1,984,526
496	J43	폐 기 중	1,760	25,142	38,983	4,976,480	3,756,110
497	S40	어 깨 및 위 팔 의 표 재 성 손 상	1,750	8,609	17,163	1,093,885	828,336
498	F13	진정제또는수면제사용에의한정신및행동	1,750	6,630	10,561	1,709,087	1,322,603
499	G61	염 증 성 다 발 신 경 병 증	1,747	101,382	135,108	20,131,021	17,302,667
500	F19	여러약물사용및기타정신활성물질의사용	1,745	10,606	15,163	2,268,534	1,765,799

Note : Based on the Treatment Month (excluding herbal medicine)

제VI-4-1표

Table VI-4-1

질병소분류별 입원 다빈도

Inpatient Benefits by Frequency

순위 Rank	상병 기호 I.C.D	상 병 명 Diseases	진료실인원 Patients	내원일수 Visits	급여일수 Reimbursed Days	진료비 Medical Expense	급여비 Benefit
1	J18	상 세 불 명 병 원 체 의 폐 령	148,485	1,692,933	2,586,262	387,563,880	316,326,670
2	Z38	출 산 장 소 에 따 른 생 존 출 생	145,553	664,825	667,124	40,724,093	40,033,871
3	A09	감염성및상세불명기원의기타위장염및결	144,339	558,323	1,194,768	102,833,048	82,812,513
4	H25	노 년 백 내 장	128,276	192,475	278,583	169,298,864	135,731,964
5	M51	기 타 추 간 판 장 애	125,302	960,895	2,348,357	146,366,678	109,719,817
6	K64	치 핵 및 항 문 주 위 정 맥 혈 전 증	88,054	242,847	403,518	96,079,494	75,639,917
7	I20	협 심 증	63,554	268,028	1,181,971	272,914,276	245,922,313
8	J10	확인된게절성인플루엔자바이러스에의한	62,741	294,602	557,762	53,243,746	46,306,199
9	I63	뇌 경 색 증	55,939	3,178,997	3,996,213	521,513,732	412,540,937
10	M75	어 깨 병 변	53,690	443,031	1,006,365	112,892,169	85,514,492
11	M48	기 타 척 추 병 증	48,765	543,545	1,211,255	108,115,250	81,282,131
12	J20	급 성 기 관 지 염	46,988	245,325	487,462	32,606,417	28,150,928
13	K35	급 성 충 수 염	41,414	220,991	373,896	126,942,753	102,652,692
14	S83	무릎의관절및인대의탈구,염좌및긴장	41,276	421,117	785,474	98,778,299	68,782,085
15	R50	기 타 및 원 인 미 상 의 열	40,948	124,146	261,421	25,840,915	21,245,529
16	E11	2 형 당 뇨 병	39,528	610,553	1,334,287	89,595,598	68,739,809
17	J03	급 성 편 도 염	39,102	177,428	339,105	22,594,157	19,457,369
18	S33	요추및골반의관절및인대의탈구,염좌및긴	38,635	209,374	361,148	20,373,261	15,477,908
19	N20	신 장 및 요 관 의 결 석	38,608	107,221	346,212	56,424,768	43,021,570
20	M50	경 추 간 판 장 애	37,124	249,502	625,299	43,215,177	32,628,892
21	S62	손 목 및 손 부 위 의 골 절	36,848	246,827	502,335	51,462,587	39,072,552
22	R42	어 지 럽 증 및 어 지 럽	35,457	74,378	207,805	18,458,187	13,339,638
23	S82	발 목 을 포 함 한 아 래 다 리 의 골 절	34,914	519,575	833,467	103,926,514	79,012,041
24	K80	담 석 증	34,410	290,036	649,653	160,894,001	122,034,773
25	K60	항 문 및 직 장 부 의 열 창 및 누 공	32,736	91,506	164,511	35,568,841	28,264,033
26	S06	두 개 내 손 상	32,393	753,454	1,047,756	188,862,592	155,071,715
27	S22	늑 골 , 흉 골 및 흉 추 의 골 절	30,831	415,896	656,031	59,558,908	44,626,616
28	C34	기 관 지 및 폐 의 악 성 신 생 물	30,765	976,526	1,652,817	347,851,630	317,851,051
29	R07	목 구 멍 및 가 숨 의 통 증	29,674	49,176	183,887	21,155,791	16,529,696
30	K63	장 의 기 타 질 환	29,613	92,008	244,167	36,870,249	29,124,684
31	H26	기 타 백 내 장	29,418	42,185	91,988	39,583,775	31,760,795
32	F00	알 츠 하 이 머 병 에 서 의 치 매 (G30.-+)	28,870	4,159,213	4,273,243	315,845,062	233,803,754
33	R10	복 부 및 골 반 통 증	28,868	56,185	151,415	13,823,324	10,512,337
34	K40	사 타 구 니 탈 장	28,756	96,530	207,722	52,594,852	42,866,621
35	C16	위 의 악 성 신 생 물	28,031	714,825	1,300,386	244,565,016	219,996,837
36	J15	달 리 분 류 되 지 않 은 세 균 성 폐 령	27,747	349,621	503,039	76,786,345	62,070,685
37	C22	간 및 간 내 담 관 의 악 성 신 생 물	27,489	695,849	1,562,880	305,719,852	280,858,955
38	H81	전 정 기 능 의 장 애	27,420	96,366	259,840	20,457,960	14,923,218
39	M54	등 통 증	27,339	135,608	254,783	14,738,442	11,086,809
40	M23	무 료 의 내 부 장 애	26,959	212,536	464,671	46,857,975	34,639,291
41	N40	전 립 선 증 식 증	26,755	137,261	468,082	37,319,338	28,302,883
42	J11	바 이 러 스 가 확 인 되 지 않 은 인 플 루 엔 자	26,204	104,816	205,817	16,761,373	14,504,270
43	M17	무 료 관 절 증	25,545	424,821	791,028	116,095,417	89,225,380
44	N18	만 성 신 장 병	25,308	918,056	1,225,954	231,307,990	200,679,202
45	K61	항 문 및 직 장 부 의 농 양	25,148	56,335	107,241	23,350,808	18,921,977
46	J34	코 및 비 동 의 기 타 장 애	24,804	64,683	160,989	24,256,529	18,606,723
47	S92	발 목 을 제 외 한 발 의 골 절	24,172	306,158	492,236	48,684,714	36,549,190
48	J06	다발성및상세불명부위의급성상기도감염	23,176	51,631	141,854	8,074,144	7,009,058
49	I21	급 성 심 근 경 색 증	22,138	181,603	460,974	240,001,191	221,624,695
50	S52	아 래 팔 의 골 절	21,839	192,980	357,292	49,403,034	38,162,581

주 : 수진기준 (한의분류 제외)

상병 급여현황(남자)

of Disease(Male)

(단위 : 명, 일, 천원)

Unit : Person, Day, KRW 1,000

순위 Rank	상병 기호 I.C.D	상 병 명 Diseases	진료실인원 Patients	내원일수 Visits	급여일수 Reimbursed Days	진료비 Medical Expense	급여비 Benefit
51	S42	어깨 및 위팔의 골절	21,433	220,250	395,912	53,201,216	40,790,713
52	F10	알콜사용에 의한 정신행동장애	21,064	1,958,224	2,192,224	158,080,139	119,451,128
53	S02	두개골 및 안면골의 골절	21,063	137,748	252,481	39,627,639	28,732,585
54	S32	요추 및 골반의 골절	20,941	380,475	615,315	61,030,243	45,780,932
55	D12	결장, 직장, 항문 및 항문관의 양성신생물	20,906	60,888	163,769	23,660,783	18,495,060
56	J35	편도 및 아데노이드의 만성질환	20,155	64,226	164,389	23,509,532	20,726,457
57	G47	수면 장애	20,101	52,796	102,125	17,824,415	14,043,311
58	R56	달리 분류되지 않은 경련	20,006	64,262	151,954	19,926,514	16,491,688
59	G81	편마비	19,827	2,910,933	3,130,502	331,936,296	255,318,889
60	J21	급성 세기관지염	19,731	112,250	212,945	18,279,255	16,570,512
61	S93	발목 및 발부위의 관절 및 인대의 탈구, 염좌 및	19,658	177,746	313,907	25,668,768	19,388,650
62	L03	연조직 감염	19,404	191,849	336,139	31,331,246	24,107,470
63	J32	만성 부비동염	19,180	64,500	167,124	33,647,830	24,785,439
64	S66	손목 및 손부위의 근육 및 힘줄의 손상	18,509	120,453	238,408	25,055,157	19,167,836
65	I83	하지의 정맥류	18,439	35,974	133,742	13,333,389	10,458,840
66	C61	전립선의 악성신생물	18,143	386,376	649,105	86,207,975	76,562,061
67	I10	본태성(원발성)고혈압	18,104	373,032	864,957	30,783,566	22,400,215
68	J02	급성 인두염	18,003	57,635	122,129	7,517,802	6,691,707
69	Z51	기타의학적관리를 위하여 보건서비스와 접	17,381	348,775	957,902	150,385,364	140,498,871
70	I25	만성 허혈심장병	17,100	96,992	405,599	91,286,599	81,918,432
71	R51	두통	16,644	39,595	123,238	9,160,842	6,767,380
72	J44	기타 만성 폐색성 폐질환	16,361	393,496	575,127	69,416,768	53,563,874
73	K29	위염 및 십이지장염	16,268	46,445	129,134	9,266,595	7,167,769
74	K92	소화계통의 기타 질환	15,930	80,555	184,007	31,147,381	24,788,977
75	K56	탈장이 없는 마비성장폐색증 및 장폐색	15,521	116,203	198,080	33,452,873	26,523,988
76	S46	어깨 및 위팔부위의 근육 및 힘줄의 손상	15,427	165,805	313,127	38,019,944	28,774,831
77	K70	알콜성 간 질환	15,240	243,419	436,519	64,774,889	51,138,103
78	C18	결장의 악성신생물	15,002	467,036	857,044	175,570,437	159,027,741
79	A08	바이러스성 및 기타 명시된 장 감염	14,657	55,564	109,454	9,912,873	8,890,584
80	S72	대퇴골의 골절	14,403	473,514	686,799	102,806,221	78,625,878
81	A41	기타 패혈증	14,003	238,699	275,428	67,015,820	54,695,977
82	I48	심방세동 및 조동	13,829	88,121	278,270	68,804,419	61,679,165
83	A04	기타 세균성장감염	13,580	88,963	161,016	18,952,453	15,125,555
84	N39	비뇨계통의 기타 장애	13,361	135,576	245,521	32,626,336	26,200,473
85	D13	기타 및 부위 불명의 소화계통의 양성신생물	13,215	64,965	227,236	30,786,305	23,868,016
86	I67	기타 뇌혈관 질환	13,032	169,029	346,992	66,369,722	56,990,987
87	I61	뇌내출혈	13,026	1,233,117	1,408,146	219,564,577	180,852,258
88	J45	천식	12,999	115,150	211,695	17,739,192	14,186,448
89	Z47	기타 정형외과적 치료를 위하여 보건서	12,884	66,127	186,007	16,971,573	12,982,287
90	B02	대상포진	12,774	107,516	200,938	16,683,895	12,829,917
91	R55	실신 및 허탈	12,734	28,177	62,062	10,094,374	7,546,974
92	G44	기타 두통 증후군	12,686	38,292	119,643	7,951,837	5,773,396
93	B08	달리 분류되지 않은 피부 및 점막 병변이 특징	12,634	52,767	99,795	6,374,260	5,745,391
94	H66	화농성 및 상해 불명의 중이염	12,462	60,925	149,128	16,635,456	13,520,986
95	K85	급성 췌장염	12,324	133,358	265,024	37,824,141	29,017,996
96	M65	윤활막염 및 힘줄 윤활막염	12,151	74,885	170,924	13,052,169	9,961,040
97	J05	급성 폐색성 후두염 [크룹] 및 후두개염	12,062	43,932	94,158	7,399,790	6,510,818
98	J40	급성 인지만성 인지명시되지 않은 기관지염	12,045	74,609	171,545	11,898,046	9,220,423
99	E14	상해 불명의 당뇨병	11,908	202,643	383,483	35,198,150	27,185,783
100	I50	심부전	11,871	181,679	329,564	61,315,516	50,568,829

Note : Based on the Treatment Month (excluding herbal medicine)

제VI-4-1표

Table VI-4-1

질병소분류별 입원 다빈도

Inpatient Benefits by Frequency

순위 Rank	상병 기호 I.C.D	상 병 명 Diseases	진료실인원 Patients	내원일수 Visits	급여일수 Reimbursed Days	진료비 Medical Expense	급여비 Benefit
101	S61	손 목 및 손 의 열 린 상 처	11,552	47,499	100,752	10,102,747	7,833,126
102	S01	머 리 의 열 린 상 처	11,519	35,557	76,233	8,180,963	6,073,943
103	R06	호 흡 의 이 상	11,035	33,548	60,867	8,701,105	6,854,366
104	B34	상 세 불 명 부 위 의 바 이 러 스 감 염	10,939	32,890	72,754	6,447,075	5,636,617
105	K25	위 궤 양	10,854	81,584	196,720	26,855,712	20,993,402
106	F20	조 현 병	10,832	1,757,575	1,924,539	143,414,417	117,324,854
107	J93	기 흉 병	10,681	109,948	186,612	49,961,792	38,862,863
108	K57	장 의 게 실	10,637	72,040	143,731	20,271,892	15,176,469
109	N10	급 성 세 뇨 관 - 간 질 신 장 염	10,500	98,013	194,669	22,807,432	18,592,704
110	K81	담 낭 염	10,351	91,545	190,778	43,881,657	33,159,007
111	J12	달 리 분 류 되 지 않 은 바 이 러 스 폐 렴	10,246	64,106	114,164	11,642,160	10,424,181
112	K21	위 - 식 도 역 류 병	10,162	44,121	157,412	9,132,036	7,054,883
113	G20	파 킨 슨 병	10,141	1,121,880	1,226,616	112,984,264	93,520,346
114	C67	방 광 의 악 성 신 생 물	10,019	189,244	336,616	58,727,031	52,719,267
115	S86	아 래 다 리 부 위 의 근 육 및 힘 줄 의 손 상	9,767	121,446	198,751	18,450,202	13,902,494
116	K59	기 타 기 능 성 장 장 애	9,708	27,719	88,640	5,137,599	4,016,373
117	C20	직 장 의 악 성 신 생 물	9,625	322,139	585,991	113,928,980	103,479,225
118	G45	일 과 성 뇌 허 혈 발 작 및 관 련 증 후 군	9,416	49,335	134,681	14,390,670	10,000,092
119	S43	견갑대의관절및인대의탈구,염좌및긴장	9,227	65,687	135,292	13,375,558	10,094,638
120	M25	달 리 분 류 되 지 않 은 기 타 관 절 장 애	8,853	59,095	125,100	11,776,875	8,853,779
121	G40	뇌 전 증	8,702	104,140	221,960	25,999,886	21,151,514
122	D17	양 성 지 방 종 성 신 생 물	8,540	36,101	88,581	9,491,674	7,204,567
123	S13	목부위의관절및인대의탈구,염좌및긴장	8,338	53,304	91,761	6,677,447	5,077,103
124	N17	급 성 신 부 전	8,282	109,976	171,522	35,751,465	28,524,061
125	M47	척 추 증	8,219	94,765	166,314	14,480,510	10,938,325
126	I46	심 장 정 지	8,175	47,551	58,203	38,900,438	33,011,616
127	K75	기 타 염 증 성 간 질 환 증	7,934	89,768	183,315	25,483,645	19,822,097
128	M43	기 타 변 형 성 등 병 증	7,844	88,862	199,549	22,523,913	17,046,162
129	J36	편 도 주 위 농 양	7,838	36,837	76,698	6,889,423	5,321,914
130	J69	고 체 및 액 체 에 의 한 폐 렴	7,683	190,104	253,861	65,884,030	53,112,896
131	T78	달 리 분 류 되 지 않 은 유 해 작 용	7,669	13,457	37,493	2,994,422	2,433,370
132	M67	윤 활 막 및 힘 줄 의 기 타 장 애	7,555	37,885	93,023	7,176,021	5,537,380
133	P59	기타및상세불명의원인으로인한신생아황	7,512	35,919	37,624	7,084,045	7,034,477
134	C73	갑 상 선 의 악 성 신 생 물	7,496	63,014	168,321	29,869,790	24,455,771
135	R04	기 도 출 혈	7,233	26,001	56,663	12,080,922	9,465,356
136	K74	간 의 섬 유 증 및 경 변 증	7,141	134,483	230,041	37,321,282	29,944,870
137	K52	기 타 비 감 염 성 위 장 염 및 결 장 염	6,904	26,618	59,582	4,734,219	3,737,509
138	G82	하 반 신 마 비 및 사 지 마 비	6,881	958,282	1,066,281	121,208,532	94,649,979
139	M24	기 타 특 정 관 절 장 애	6,754	58,402	122,581	12,838,589	9,661,484
140	H35	기 타 망 막 장 애	6,641	24,749	55,671	17,815,158	14,315,120
141	C25	체 장 의 악 성 신 생 물	6,482	261,129	509,792	87,805,567	80,469,931
142	M79	달 리 분 류 되 지 않 은 기 타 연 조 직 장 애	6,411	36,417	73,701	5,370,661	4,060,903
143	M10	통 풍	6,378	55,732	125,526	8,012,964	6,075,106
144	Z03	의심되는질병및병태를위한의학적관찰및	6,175	19,882	55,309	7,088,604	5,621,579
145	G51	안 면 신 경 장 애	6,149	29,644	72,624	8,125,660	6,060,255
146	S63	손목및손부위의관절및인대의탈구,염좌및	6,015	33,776	72,813	6,558,136	4,975,748
147	M77	기 타 골 부 착 부 병 증	5,875	39,260	89,421	6,858,848	5,165,923
148	F32	우 울 에 피 소 드	5,839	239,409	305,826	23,533,702	17,882,796
149	E87	수분,전해질및산-염기균형의기타장애	5,821	46,554	87,954	14,114,472	11,067,532
150	G56	팔 의 단 일 신 경 병 증	5,799	41,117	92,811	9,037,251	6,879,748

주 : 수진기준 (한의분류 제외)

상병 급여현황(남자) <계속>

of Disease(Male) <Cont'd>

(단위 : 명, 일, 천원)

Unit : Person, Day, KRW 1,000

순위 Rank	상병 기호 I.C.D	상 병 명 Diseases	진료실인원 Patients	내원일수 Visits	급여일수 Reimbursed Days	진료비 Medical Expense	급여비 Benefit
151	P07	달리분류되지않은단기임신및저체중출산	5,780	129,327	179,640	92,402,697	91,812,296
152	K76	간 의 기 타 질 환	5,764	28,522	106,490	6,688,289	5,271,709
153	K26	십 이 지 장 궤 양	5,759	45,864	109,292	16,695,735	13,035,639
154	G43	편 두 통	5,682	17,933	61,734	3,430,988	2,564,837
155	L50	두 드 러 기	5,536	12,345	37,586	1,772,942	1,474,244
156	T81	달 리 분 류 되 지 않 은 처 치 의 합 병 증	5,532	61,223	100,508	15,736,641	12,521,611
157	A15	세균학적및조직학적으로확인된호흡기결	5,531	154,193	219,003	42,363,331	40,845,422
158	J38	달 리 분 류 되 지 않 은 성 대 및 후 의 질 환	5,459	16,686	64,908	6,033,366	4,717,446
159	S00	머 리 의 표 재 성 손 상	5,308	13,622	26,497	2,567,579	1,927,888
160	I65	뇌경색증을유발하지않은뇌전동맥의폐쇄	5,292	54,077	143,721	24,169,165	20,514,450
161	M87	골 과 사	5,229	102,112	198,634	35,495,564	27,515,268
162	J00	급 성 비 인 두 염 [감 기]	5,058	10,043	32,711	1,187,531	1,018,886
163	K83	담 도 의 기 타 질 환	5,048	51,067	106,817	21,400,312	17,148,971
164	C64	신 우 를 제 외 한 신 장 의 악 성 신 생 물	4,992	97,947	161,083	33,196,409	29,580,619
165	K58	과 민 대 장 증 후 군	4,954	19,816	61,688	3,936,697	3,015,671
166	D21	결합조직및기타연조직의기타양성신생물	4,952	22,956	54,434	5,321,613	4,047,426
167	I70	죽 상 경 화 증	4,930	73,446	146,268	39,549,909	31,051,644
168	H33	망 막 박 리 및 망 막 열 공	4,884	20,252	52,138	15,757,534	12,488,092
169	S68	손 목 및 손 의 외 상 성 절 단	4,846	75,336	109,462	15,072,457	11,501,817
170	R00	심 장 박 동 의 이 상	4,802	9,090	22,094	3,289,942	2,684,696
171	I47	발 작 성 빈 맥	4,777	19,951	52,396	25,793,484	23,711,992
172	C24	담도의기타및상세불명부분의악성신생물	4,733	174,718	297,777	69,703,561	63,896,029
173	P22	신 생 아 의 호 흡 곤 란	4,719	66,659	76,648	47,971,371	47,650,285
174	J01	급 성 부 비 동 염	4,710	25,648	50,286	3,810,445	3,184,763
175	M19	기 타 관 절 증	4,636	48,632	101,379	11,452,089	8,694,253
176	R11	구 역 및 구 토	4,580	11,679	29,203	2,267,173	1,886,934
177	K31	위 및 십 이 지 장 의 기 타 질 환	4,529	18,893	57,519	7,369,938	5,827,683
178	S67	손 목 및 손 의 으 껌 손 상	4,421	46,348	74,326	8,383,654	6,349,079
179	J09	확인된동물매개또는범유행인플루엔자바	4,419	20,500	37,757	3,548,969	3,059,337
180	F31	양 극 성 정 동 장 애	4,381	296,770	349,630	27,925,299	21,357,555
181	M00	화 농 성 관 절 염	4,317	91,994	137,604	20,367,961	15,572,881
182	E16	체 장 내 분 비 의 기 타 장 애	4,309	13,899	24,313	3,276,480	2,607,865
183	A16	세균학적으로나조직학적으로확인되지않	4,305	74,267	118,692	23,173,265	22,216,303
184	Z94	이 식 된 기 관 및 조 직 의 상 태	4,291	80,624	172,232	69,912,213	62,275,233
185	F01	혈 관 성 치 매	4,249	538,724	571,379	42,401,984	31,483,579
186	I42	심 근 병 증	4,248	75,524	134,015	35,203,661	31,563,908
187	J90	달 리 분 류 되 지 않 은 흉 막 삼 출 액	4,168	52,389	81,615	15,887,472	12,559,796
188	N43	음 낭 수 종 및 정 액 류	4,092	13,054	37,478	5,321,520	4,367,876
189	I71	대 동 맥 동 맥 류 및 박 리	4,087	71,145	121,019	79,855,831	71,035,433
190	H91	기 타 청 력 소 실	4,079	24,312	58,338	7,335,713	5,780,845
191	C15	식 도 의 악 성 신 생 물	4,073	151,328	259,701	58,321,375	53,556,588
192	S53	팔꿈치의관절및인대의탈구,염좌및긴장	4,060	21,010	36,966	3,775,904	2,928,721
193	H50	기 타 사 시	4,016	7,331	35,829	4,993,842	4,594,390
194	N13	폐 색 성 및 역 류 성 요 로 병 증	4,012	26,452	67,781	11,642,326	9,350,236
195	I60	지 주 막 하 출 혈	3,991	218,960	276,027	76,941,936	67,602,289
196	C79	기타및상세불명부위의이차성악성신생물	3,955	76,753	135,474	38,595,972	35,593,410
197	L02	피 부 의 농 양 , 종 기 및 큰 종 기	3,865	34,969	60,962	7,003,438	5,391,315
198	I49	기 타 심 장 부 정 맥	3,848	25,210	54,552	19,653,915	17,839,066
199	H40	녹 내 장	3,790	11,211	27,574	4,878,862	3,833,900
200	I69	뇌 혈 관 질 환 의 후 유 증	3,786	371,005	394,773	32,636,739	24,480,339

Note : Based on the Treatment Month (excluding herbal medicine)

제VI-4-2표

Table VI-4-2

질병소분류별 입원 다빈도

Inpatient Benefits by Frequency

순위 Rank	상병 기호 I.C.D	상 병 명 Diseases	진료실인원 Patients	내원일수 Visits	급여일수 Reimbursed Days	진료비 Medical Expense	급여비 Benefit
1	A09	감염성및상세불명기원의기타위장염및결	182,670	773,829	1,610,314	139,596,843	110,337,530
2	H25	노 년 백 내 장	175,648	280,129	388,488	247,121,445	198,202,108
3	J18	상 세 불 명 병 원 체 의 폐 렴	141,140	1,502,585	2,286,542	296,512,635	240,541,535
4	Z38	출 산 장 소 에 따 른 생 존 출 생	139,898	634,726	636,796	38,639,571	37,982,320
5	M51	기 타 추 간 판 장 애	131,623	1,091,416	2,418,992	149,246,406	112,250,450
6	O80	단 일 자 연 분 만	113,882	375,900	777,456	158,548,727	155,985,540
7	M17	무 료 관 절 증	100,007	2,255,395	3,821,364	606,255,453	468,288,600
8	F00	알 츠 하 이 머 병 에 서 의 치 매 (G30.-+)	86,076	16,266,189	16,493,068	1,224,844,255	906,775,006
9	J10	확안된계절성인플루엔자바이러스에의한	79,029	385,296	718,724	67,294,217	57,475,235
10	K64	치 핵 및 항 문 주 위 정 맥 혈 전 증	77,695	217,675	354,251	84,354,769	66,317,992
11	M48	기 타 적 추 병 증	75,736	1,022,195	2,015,653	167,350,195	125,707,724
12	M75	어 깨 병 변	66,666	613,637	1,315,831	137,425,477	104,120,799
13	R42	어 지 럽 증 및 어 지 럽	61,336	144,873	379,235	32,113,215	23,412,412
14	S32	요 추 및 골 반 의 골 절	57,391	1,196,449	1,884,294	156,790,630	116,778,417
15	J20	급 성 기 관 지 염	56,606	328,785	620,505	42,694,758	35,589,572
16	H81	전 정 기 능 의 장 애	55,574	220,059	550,367	41,728,648	30,776,063
17	D25	자 궁 의 팽 활 근 종	55,140	274,029	496,258	156,218,550	123,198,333
18	S22	늑 골 , 흉 골 및 흉 추 의 골 절	54,051	936,188	1,485,352	119,568,366	89,154,748
19	N39	비 뇨 계 통 의 기 타 장 애	52,177	369,385	683,228	98,282,586	77,545,765
20	N10	급 성 세 뇨 관 - 간 질 신 장 염	52,045	478,447	869,478	103,473,945	79,638,468
21	I63	뇌 경 색 증	49,662	4,306,166	4,898,990	563,390,204	439,857,460
22	S33	요추및골반의관절및인대의탈구,염좌및긴	49,132	293,049	455,143	26,263,035	19,924,842
23	O82	제 왕 절 개 에 의 한 단 일 분 만	48,828	311,465	397,096	101,051,100	93,262,816
24	M54	등 통 증	45,300	256,433	407,098	25,901,859	19,497,800
25	R10	복 부 및 골 반 통 증	44,992	93,319	241,795	21,419,947	16,143,909
26	S52	아 래 팔 의 골 절	44,112	515,613	898,584	118,238,973	89,572,098
27	R50	기 타 위 인 미 상 의 열	42,623	140,439	284,614	27,380,442	22,277,388
28	S82	발 목 을 포 함 한 아 래 다 리 의 골 절	42,005	714,129	1,101,786	123,104,736	92,946,034
29	M50	경 추 간 판 장 애	41,192	292,124	656,251	38,377,997	29,010,109
30	C50	유 방 의 악 성 신 생 물	40,585	1,415,249	2,325,536	344,835,940	300,097,768
31	M23	무 료 의 내 부 장 애	39,030	392,029	775,075	73,470,242	54,764,329
32	I20	협 심 증	37,563	233,105	710,186	130,592,311	114,581,533
33	K80	담 석 증	37,489	331,321	711,180	164,265,065	124,294,279
34	J03	급 성 편 도 염	36,481	173,152	322,935	21,345,690	18,213,466
35	S72	대 퇴 골 의 골 절	36,325	1,731,309	2,305,732	296,105,757	224,329,506
36	K35	급 성 충 수 염	35,765	192,104	322,552	108,168,355	86,817,285
37	J11	바이러스가확인되지않은인플루엔자	33,499	141,713	274,016	22,101,898	18,694,132
38	E11	2 형 뇨 당 뇨 병	33,106	820,995	1,212,173	94,371,368	71,595,729
39	O34	골반기관의알려진또는의심되는이상에대	32,668	216,369	300,946	69,816,097	64,062,566
40	H26	기 타 백 내 장	32,158	51,003	112,381	48,103,778	38,604,367
41	D24	유 방 의 양 성 신 생 물	31,842	57,249	146,259	13,188,348	10,112,129
42	J15	달 리 분 류 되 지 않 은 세 균 성 폐 렴	28,982	323,949	477,096	62,143,354	50,103,419
43	R51	두 통	28,328	75,187	220,085	16,282,426	11,904,462
44	K29	위 염 및 십 이 지 장 염	28,161	86,178	218,040	15,665,267	12,069,508
45	S83	무료의관절및인대의탈구,염좌및긴장	28,038	308,887	538,906	52,348,026	37,809,329
46	S92	발 목 을 제 외 한 발 의 골 절	27,304	342,126	546,442	46,024,871	34,436,809
47	I83	하 지 의 정 맥 류	26,566	45,793	180,973	15,731,225	12,385,787
48	I67	기 타 뇌 혈 관 질 환	26,301	419,839	806,459	152,180,585	131,115,180
49	C73	갑 상 선 의 악 성 신 생 물	24,634	259,656	576,843	91,173,445	74,315,900
50	I10	본 태 성 (원 발 성) 고 혈 압	24,186	1,230,557	1,473,228	95,604,819	69,759,846

주 : 수진기준 (한의분류 제외)

상병 급여현황(여자)

of Disease(Female)

(단위 : 명, 일, 천원)

Unit : Person, Day, KRW 1,000

순위 Rank	상병 기호 I.C.D	상 병 명 Diseases	진료실인원 Patients	내원일수 Visits	급여일수 Reimbursed Days	진료비 Medical Expense	급여비 Benefit
51	R07	목 구 멍 및 가 습 의 통 증	23,772	46,764	163,260	18,293,375	14,143,085
52	J06	다발성및상세불명부위의급성상기도감염	23,604	58,783	147,395	8,676,168	7,363,987
53	G44	기 타 두 통 증 후 군	23,510	83,380	239,566	16,406,181	11,912,666
54	B02	대 상 포 진	23,094	217,694	382,333	30,758,415	23,544,389
55	S06	두 개 내 손 상	22,741	446,811	625,971	89,790,746	72,385,424
56	O83	기 타 보 조 단 일 분 만	21,753	73,790	147,978	31,025,755	30,545,127
57	O60	조 기 진 통 및 분 만	21,592	239,629	306,217	46,571,006	40,805,892
58	M65	윤 활 막 염 및 힘 줄 윤 활 막 염	21,322	132,825	302,007	22,389,568	17,033,757
59	G81	편 마 비	21,272	3,666,188	3,828,359	388,325,130	296,882,613
60	N20	신 장 및 요 관 의 결 석	20,285	74,468	208,709	35,384,583	27,030,566
61	O33	알려진또는의심되는불균형에대한산모관	20,142	124,958	158,853	41,080,804	38,089,612
62	J40	급성인지만성인지명시되지않은기관지염	19,925	138,411	285,031	21,458,114	16,537,031
63	N18	만 성 신 장 병	19,885	1,049,929	1,291,798	221,637,095	191,303,480
64	N84	여 성 생 식 관 의 폴 립	19,450	31,313	110,672	11,480,751	8,812,352
65	S93	발목및발부위의관절및인대의탈구,염좌및	19,040	182,073	304,446	23,415,975	17,660,509
66	A41	기 타 패 혈 증	18,840	331,453	378,207	74,966,742	60,187,538
67	D27	난 소 의 양 성 신 생 물	18,817	97,378	161,539	54,268,795	42,614,592
68	J45	천 식	18,558	255,279	400,261	35,352,652	27,381,397
69	G20	파 킨 슨 병	18,486	2,959,766	3,100,210	269,345,783	220,901,647
70	K63	장 의 기 타 질 환	18,276	71,815	165,385	26,855,936	21,079,852
71	Z51	기타의학적관리를위하여요보건서비스와접	18,135	354,403	1,012,467	151,118,374	140,875,236
72	J02	급 성 인 두 염	18,128	61,824	126,101	7,842,375	6,884,278
73	A04	기 타 세 균 성 장 감 염	17,623	133,683	232,656	27,018,220	21,343,608
74	M43	기 타 변 형 성 등 병 증	17,041	223,970	472,853	51,387,408	38,912,254
75	I50	심 부 전	16,888	422,903	605,161	82,287,368	65,121,559
76	S42	어 깨 및 위 팔 의 골 절	16,785	261,974	416,952	54,518,472	41,402,727
77	N80	자 궁 내 막 증	16,762	86,925	158,868	48,396,838	37,862,000
78	J35	편 도 및 아 데 노 이 드 의 만 성 질 환	16,162	50,303	127,042	18,092,532	15,588,901
79	N83	난소,난관및뱃은인대의비염증성장애	15,937	66,053	131,916	39,180,541	30,806,249
80	R55	실 신 및 허 탈	15,649	34,096	72,971	11,049,446	8,280,144
81	J21	급 성 세 기 관 지 염	15,255	89,676	164,214	14,075,781	12,515,901
82	K21	위 - 식 도 역 류 병	14,961	77,588	214,558	13,871,511	10,614,242
83	C34	기 관 지 및 폐 의 악 성 신 생 물	14,894	535,937	819,067	159,604,115	144,468,208
84	G43	편 두 통	14,730	54,096	176,807	10,098,001	7,496,991
85	A08	바 이 러 스 성 및 기 타 명 시 된 장 감 염	14,658	55,872	111,507	9,948,097	8,720,192
86	G56	팔 의 단 일 신 경 병 증	14,531	98,278	222,869	21,169,801	16,142,779
87	O81	집게및진공흡착기에의한단일분만	14,529	49,953	114,980	24,264,870	23,938,436
88	K56	탈장이없는마비성장폐색증및장폐색	14,294	114,031	189,902	29,906,930	23,409,952
89	O65	산 모 골 반 이 상 으 로 인 한 난 산	13,987	96,304	119,478	29,328,118	27,103,924
90	R56	달 리 분 류 되 지 않 은 경 련	13,928	46,415	107,405	14,223,777	11,868,678
91	H66	화 농 성 및 상 세 불 명 의 중 이 염	13,606	67,972	171,398	20,387,360	16,373,268
92	C16	위 의 악 성 신 생 물	13,517	488,350	756,398	123,624,739	110,403,005
93	R06	호 흡 의 이 상	13,289	55,629	87,973	10,630,338	8,217,845
94	L03	연 조 직 염	13,125	139,362	233,466	22,811,386	17,616,472
95	K59	기 타 기 능 성 장 장 애	13,119	45,487	116,971	8,174,721	6,337,046
96	M47	척 추 증	12,982	183,432	283,217	19,022,969	14,295,437
97	D12	결장,직장,항문및항문관의양성신생물	12,355	39,453	98,772	14,687,643	11,385,975
98	Z47	기타정형외과적추적치료를위하여요보건서	12,173	71,102	187,637	16,934,256	12,872,695
99	K92	소 화 계 통 의 기 타 질 환	11,965	69,789	144,905	22,027,442	17,366,435
100	C18	결 장 의 악 성 신 생 물	11,954	511,362	807,317	141,277,888	127,038,648

Note : Based on the Treatment Month (excluding herbal medicine)

제VI-4-2표

Table VI-4-2

질병소분류별 입원 다빈도

Inpatient Benefits by Frequency

순위 Rank	상병 기호 I.C.D	상 병 명 Diseases	진료실인원 Patients	내원일수 Visits	급여일수 Reimbursed Days	진료비 Medical Expense	급여비 Benefit
101	S62	손 목 및 손 부 위 의 골 절	11,873	90,410	171,863	16,760,980	12,698,925
102	B08	달리분류되지않은파부및점막병변이특징	11,429	48,291	89,867	5,740,544	5,174,011
103	J32	만 성 부 비 동 염	11,318	42,385	109,431	18,505,976	13,674,387
104	G45	일 과 성 뇌 허 혈 발 작 및 관 련 증 후 군	11,318	75,959	178,440	17,340,297	12,109,938
105	I61	뇌 내 출 혈	11,304	1,273,620	1,412,711	199,641,984	162,598,543
106	F20	조 현 병	10,959	1,513,120	1,674,820	126,742,460	103,677,987
107	M20	손 가 락 및 발 가 락 의 후 천 변 형	10,578	153,482	290,799	30,507,273	23,176,425
108	N63	유 방 의 상 세 불 명 의 덩 이	10,522	15,995	36,071	3,291,140	2,556,095
109	K81	담 낭 염	10,429	104,619	205,708	41,999,982	31,649,944
110	B34	상 세 불 명 부 위 의 바 이 러 스 감 염	10,421	30,279	67,888	5,807,585	5,061,437
111	N30	방 광 염	10,319	58,822	132,123	10,673,339	8,315,375
112	N93	기 타 이 상 자 궁 및 질 출 혈	10,265	19,984	56,194	5,622,437	4,370,518
113	S13	목부위의관절및인대의탈구,염좌및긴장	9,980	65,863	106,350	5,888,212	4,465,692
114	S46	어깨및위팔부위의근육및힘줄의손상	9,955	124,541	216,821	24,225,306	18,312,696
115	M25	달 리 분 류 되 지 않 은 기 타 관 절 장 애	9,866	84,427	152,112	13,249,130	9,946,076
116	K52	기 타 비 감 염 성 위 장 염 및 결 장 염	9,837	41,852	86,923	6,603,512	5,140,166
117	O42	양 막 의 조 기 파 열	9,773	54,806	94,322	19,107,803	17,884,297
118	I48	심 방 세 동 및 동	9,702	115,867	229,129	37,943,686	32,151,661
119	N60	양 성 유 방 형 성 이 상	9,612	18,070	45,362	4,076,870	3,126,652
120	J34	코 및 비 동 의 기 타 장 애	9,502	21,830	49,687	8,208,011	6,318,778
121	E14	상 세 불 명 의 당 뇨 병	9,327	235,834	327,380	29,000,981	22,038,112
122	F32	우 울 에 피 소 드	9,285	279,971	377,901	34,134,634	26,326,817
123	M79	달 리 분 류 되 지 않 은 기 타 연 조 직 장 애	9,229	73,142	127,410	9,580,036	7,251,599
124	J12	달 리 분 류 되 지 않 은 바 이 러 스 폐 렴	9,145	56,461	100,614	9,551,490	8,575,442
125	H35	기 타 망 막 장 애	8,945	35,897	77,457	25,092,548	20,058,828
126	C22	간 및 간 내 담 관 의 악 성 신 생 물	8,901	275,668	513,083	95,266,166	87,150,301
127	N73	기 타 여 성 골 반 염 증 질 환	8,808	52,218	102,936	11,045,452	8,263,261
128	D13	기타및부위불명의소화계통의양성신생물	8,578	46,285	142,165	21,228,606	16,263,369
129	O02	기 타 비 정 상 적 수 태 부 산 물	8,514	15,369	48,187	4,218,743	3,320,395
130	M67	윤 활 막 및 힘 줄 의 기 타 장 애	8,210	42,238	102,941	7,847,680	5,998,780
131	I21	급 성 심 근 경 색 증	8,159	110,975	197,841	81,784,797	74,485,446
132	K57	장 의 게 실 병	8,149	60,150	114,477	15,873,550	11,940,014
133	I25	만 성 허 혈 심 장 병	8,123	89,790	209,846	37,199,676	32,286,223
134	K60	항 문 및 직 장 부 의 열 창 및 누 공	8,083	19,697	35,031	8,098,954	6,459,585
135	E87	수분, 전해질및산-염기균형의기타장애	8,057	82,412	143,022	18,169,157	14,097,630
136	N87	자 궁 경 부 의 이 형 성	8,032	15,758	51,600	5,243,529	4,085,824
137	T78	달 리 분 류 되 지 않 은 유 해 작 용	7,913	15,749	41,238	3,213,992	2,570,368
138	D17	양 성 지 방 종 성 신 생 물	7,858	36,771	83,826	8,972,016	6,779,326
139	M77	기 타 골 부 착 부 병 증	7,808	61,544	129,390	10,059,614	7,577,004
140	K25	위 궤 양	7,782	69,410	147,293	16,712,733	12,972,341
141	O32	태아의알려진또는의심되는이상태위태대	7,753	49,299	68,688	17,222,010	15,900,139
142	R11	구 역 및 구 토	7,680	23,811	52,718	4,192,012	3,332,231
143	S02	두 개 골 및 안 면 골 의 골 절	7,657	50,197	89,952	12,343,189	8,990,278
144	F03	상 세 불 명 의 치 매	7,574	1,001,704	1,016,487	73,842,004	54,274,392
145	F01	혈 관 성 치 매	7,516	1,198,358	1,225,547	92,568,248	68,759,431
146	O20	초 기 임 신 중 출 혈	7,494	45,094	56,484	4,876,239	4,096,304
147	M13	기 타 관 절 염	7,187	124,526	195,139	22,546,115	17,116,928
148	C56	난 소 의 악 성 신 생 물	7,117	350,370	709,294	100,295,902	90,499,291
149	J05	급성폐색성후두염[크룹] 및 후두개염	7,106	27,606	57,163	4,397,037	3,870,081
150	M19	기 타 관 절 증	7,105	100,364	178,008	22,024,105	16,768,836

주 : 수진기준 (한의분류 제외)

상병 급여현황(여자) <계속>

of Disease(Female) <Cont'd>

(단위 : 명, 일, 천원)

Unit : Person, Day, KRW 1,000

순위 Rank	상병 기호 I.C.D	상 병 명 Diseases	진료실인원 Patients	내원일수 Visits	급여일수 Reimbursed Days	진료비 Medical Expense	급여비 Benefit
151	G51	안 면 신 경 장 애	7,078	39,663	91,126	11,745,094	8,791,941
152	I60	지 주 막 하 출 혈	6,920	460,538	560,576	139,824,339	121,953,101
153	N81	여 성 생 식 기 탈 출	6,838	40,114	76,990	16,560,899	12,841,559
154	O68	태아스트레스[절박]가합병된진통및분만	6,823	42,344	59,147	14,817,197	13,776,017
155	N17	급 성 신 부 전	6,746	114,075	165,664	32,929,363	26,139,385
156	G40	뇌 전 증	6,540	93,077	185,041	22,221,023	18,119,436
157	L50	두 드 러 기	6,523	18,040	46,224	2,569,030	2,061,979
158	M24	기 타 특 정 관 절 장 애	6,425	81,032	143,999	12,882,498	9,607,994
159	R00	심 장 박 동 의 이 상	6,362	15,105	32,079	4,503,417	3,622,822
160	K85	급 성 췌 장 염	6,285	66,800	126,433	19,048,293	14,667,188
161	D06	자 궁 경 부 의 제 자 리 암 종	6,166	26,103	59,148	9,779,326	8,393,467
162	P59	기타및상세불명의원인으로인한신생아황	6,141	29,467	30,745	5,663,236	5,621,401
163	D05	유 방 의 제 자 리 암 종	6,098	71,162	117,936	34,480,376	27,842,650
164	J44	기 타 만 성 폐 색 성 폐 질 환	6,052	213,762	268,515	27,266,333	20,818,397
165	J01	급 성 부 비 동 염	6,010	36,260	70,315	5,100,158	4,135,538
166	J00	급 성 비 인 두 염 [감 기]	6,004	12,837	35,615	1,606,287	1,338,045
167	K31	위 및 십 이 지 장 의 기 타 질 환	5,967	20,792	65,478	7,381,524	5,825,122
168	G47	수 면 장애	5,954	19,725	38,220	4,439,214	3,492,565
169	S66	손목및손부위의근육및힘줄의손상	5,934	41,485	80,179	8,237,947	6,286,569
170	K75	기 타 염 증 성 간 질 환	5,912	73,846	129,416	21,366,000	16,877,177
171	C53	자 궁 경 부 의 악 성 신 생 물	5,880	213,153	376,496	61,934,311	56,037,381
172	J09	확인된동물매개또는범유행인플루엔자바	5,858	29,131	53,408	4,786,730	4,050,627
173	K58	과 민 대 장 증 후 군	5,850	27,507	70,363	4,833,242	3,685,410
174	G82	하 반 신 마 비 및 사 지 마 비	5,718	858,980	933,848	101,778,263	79,340,206
175	Z34	정 상 임 신 의 관 리	5,627	30,082	42,217	4,628,568	4,093,986
176	N85	자궁경부불증제한자궁의기타비염증성장	5,556	13,825	42,973	6,421,553	5,011,117
177	C20	직 장 의 악 성 신 생 물	5,550	234,740	371,122	62,277,236	56,180,056
178	F31	양 극 성 정 동 장애	5,543	259,776	326,940	28,152,073	21,484,839
179	S43	견갑대의관절및인대의탈구,염좌및긴장	5,519	41,487	71,576	5,293,752	4,004,646
180	J36	편 도 주 위 농 양	5,488	26,793	52,940	4,451,678	3,493,356
181	C25	췌 장 의 악 성 신 생 물	5,477	250,180	441,865	74,273,511	67,979,773
182	I47	발 작 성 빈 맥	5,468	22,919	52,452	25,724,994	23,653,476
183	S01	머 리 의 열 린 상 처	5,275	18,954	38,467	3,760,731	2,812,758
184	S61	손 목 및 손 의 열 린 상 처	5,213	21,978	45,425	4,248,787	3,298,715
185	K61	항 문 및 직 장 부 의 농 양	5,169	11,717	21,166	4,827,701	3,915,343
186	R04	기 도 출 혈	5,136	18,958	41,247	8,088,722	6,282,471
187	N64	유 방 의 기 타 장 애	5,134	9,652	26,348	3,161,704	2,357,109
188	O00	자 궁 외 임 신	5,101	23,532	45,373	10,162,079	7,629,547
189	P07	달리분류되지않은단기임신및저체중출산	5,100	118,249	162,011	83,571,413	83,011,241
190	J69	고 체 및 액 체 에 의 한 폐 령	5,032	114,000	151,219	35,048,797	28,139,105
191	L89	육 창 궤 양 및 압 박 부 위	4,946	307,918	324,422	31,033,737	23,567,140
192	I46	심 장 정 지	4,878	27,301	32,144	19,122,234	15,955,770
193	D21	결합조직및기타연조직의기타양성신생물	4,731	24,091	53,766	5,422,451	4,116,339
194	H50	기 타 사 시	4,696	8,595	40,717	5,951,726	5,494,709
195	F41	기 타 불 안 장애	4,693	53,639	83,667	6,163,639	4,687,126
196	I69	뇌 혈 관 질 환 의 후 유 증	4,678	567,383	586,490	48,734,917	36,519,486
197	E16	췌 장 내 분 비 의 기 타 장 애	4,669	20,867	34,774	4,145,513	3,242,492
198	T81	달리분류되지않은처치의합병증	4,652	55,399	90,316	13,654,627	10,822,346
199	I49	기 타 심 장 부 정 맥	4,650	42,704	77,912	19,794,318	17,711,004
200	H91	기 타 청 력 소 실	4,620	28,263	65,308	8,250,951	6,397,561

Note : Based on the Treatment Month (excluding herbal medicine)

제VI-5표

Table VI-5

질병소분류별 외래 다빈도
Outpatient Benefits by Frequency

순위 Rank	상병 기호 I.C.D	상 병 명 Diseases	진료실인원 Patients	내원일수 Visits	급여일수 Reimbursed Days	진료비 Medical Expense	급여비 Benefit
1	J20	급 성 기 관 지 염	16,767,737	58,412,377	257,034,628	1,597,672,727	1,177,192,005
2	K05	치 은 염 및 치 주 질 환	15,825,235	32,174,802	58,030,032	1,437,844,199	1,003,539,094
3	J30	혈 관 운 동 성 및 앨 리 지 성 비 염	7,031,583	16,959,936	104,448,517	506,493,274	365,886,153
4	I10	본 태 성 (원 발 성) 고 혈 압	6,045,506	43,774,828	1,517,986,979	3,013,630,610	2,146,310,887
5	J06	다발성및상세불명부위의급성상기도감염	5,993,491	11,942,614	53,981,771	316,816,160	228,792,387
6	K02	치 아 우 식	5,870,679	9,719,033	11,852,582	377,149,749	268,701,682
7	J03	급 성 편 도 염	5,701,895	11,254,566	47,865,151	317,459,325	229,015,398
8	K29	위 염 및 십 이 지 장 염	5,309,344	9,574,147	86,523,335	411,904,770	282,639,413
9	M54	등 통 증	5,216,307	23,664,560	96,146,107	842,407,551	609,304,346
10	J02	급 성 인 두 염	4,732,746	9,383,526	40,771,047	247,829,260	180,018,429
11	H10	결 막 염	4,689,579	8,077,761	27,060,714	274,218,723	200,452,912
12	L23	앨 리 지 성 접 촉 피 부 염	4,616,739	9,213,986	52,032,610	263,834,689	192,477,426
13	J00	급 성 비 인 두 염 [감 기]	4,493,200	9,351,777	42,660,880	215,546,559	159,416,505
14	A09	감염성및상세불명기관의기타위장염및결	4,447,985	7,084,624	31,919,087	259,316,703	170,794,295
15	K21	위 식 도 역 류 병	4,425,184	9,517,954	141,835,940	546,440,561	368,726,754
16	K04	치 수 및 근 단 주 위 조 직 의 질 환	4,296,953	14,539,784	21,941,742	612,198,350	432,904,868
17	J01	급 성 부 비 동 염	3,914,614	10,248,241	48,320,698	304,557,475	222,666,993
18	J04	급 성 후 두 염 및 기 관 염	3,436,682	6,878,397	31,200,936	193,866,038	141,042,402
19	M79	달 리 분 류 되 지 않 은 기 타 연 조 직 장 애	3,072,520	7,387,093	34,278,427	227,730,008	160,644,198
20	M17	무 료 관 절 증	2,856,219	17,377,073	134,392,527	784,465,072	552,921,426
21	E11	2 형 당 뇨 병	2,716,258	19,119,211	625,350,042	1,901,157,625	1,309,658,035
22	J40	급성인지만성인지명시되지않은기관지염	2,599,906	5,228,355	26,649,651	167,703,491	116,087,129
23	H52	굴 절 및 조 절 의 장 애	2,594,405	3,591,097	9,100,092	174,008,198	121,495,977
24	L50	두 드 러 기	2,532,167	4,967,530	37,954,672	161,739,104	111,221,154
25	H04	눈 물 계 통 의 장 애	2,443,333	4,560,872	22,996,138	210,928,562	149,398,648
26	B35	백 선 증	2,332,173	5,348,180	43,085,975	229,582,352	163,086,891
27	M75	어 깨 병 변	2,249,290	10,808,503	49,413,079	391,408,757	270,465,108
28	J32	만 성 부 비 동 염	2,169,774	5,860,993	27,549,416	206,833,764	144,483,311
29	S33	요추및골반의관절및인대의탈구,염좌및근	2,083,808	5,953,405	21,222,448	198,470,733	139,734,393
30	E78	지 질 단 백 질 대 사 장 애 및 기 타 지 질 증	2,032,414	6,519,539	259,148,697	472,766,505	322,633,851
31	S93	발목및발부위의관절및인대의탈구,염좌및	1,913,722	4,656,739	13,965,057	177,080,643	119,160,314
32	M51	기 타 추 간 판 장 애	1,899,651	10,082,663	51,931,467	431,895,443	296,296,446
33	K03	치 아 경 조 직 의 기 타 질 환	1,856,777	2,771,389	3,902,077	133,609,334	93,652,004
34	K00	치 아 의 발 욱 및 맹 출 장 애	1,842,155	3,352,195	3,684,437	86,368,560	62,302,097
35	H16	각 막 염	1,820,058	3,449,426	12,953,130	141,200,843	100,418,254
36	H00	맥 립 종 및 콩 다 래 끼	1,735,662	2,938,286	10,894,220	107,448,713	76,087,977
37	M48	기 타 척 추 병 증	1,706,096	10,615,906	82,285,293	520,132,363	363,207,052
38	R10	복 부 및 골 반 통 증	1,684,773	2,487,240	14,458,023	168,233,507	98,309,133
39	K59	기 타 기 능 성 장 장 애	1,644,893	2,721,108	23,455,417	120,807,619	81,161,658
40	N30	방 광 염	1,632,353	3,641,459	21,294,886	142,439,592	98,342,465
41	K58	과 민 대 장 증 후 군	1,626,781	2,591,970	17,896,278	141,798,371	95,319,291
42	M65	윤 활 막 염 및 힘 줄 윤 활 막 염	1,603,379	4,447,577	19,712,460	141,948,253	98,595,030
43	M25	달 리 분 류 되 지 않 은 기 타 관 절 장 애	1,563,401	4,187,587	24,223,804	146,911,936	95,984,145
44	H66	화 농 성 및 상 세 불 명 의 중 이 염	1,554,134	6,183,027	25,717,202	174,575,995	128,826,766
45	H60	외 이 염	1,541,799	3,446,591	9,903,106	80,240,832	58,816,739
46	L30	기 타 피 부 염	1,530,405	2,701,265	16,347,267	89,041,051	60,693,749
47	N76	질 및 외 음 부 의 기 타 염 증	1,500,631	2,897,728	12,591,332	109,639,529	75,174,427
48	K52	기 타 비 감 염 성 위 장 염 및 결 장 염	1,497,707	2,109,317	9,418,143	68,088,138	47,786,583
49	K08	치 아 및 지 지 구 조 의 기 타 장 애	1,433,869	4,016,634	7,094,771	1,376,431,217	907,355,061
50	S63	손목및손부위의관절및인대의탈구,염좌및	1,421,647	2,965,660	9,607,201	106,141,394	72,769,328

주 : 수진기준 (한의분류 제외, 급여일수, 진료비와 급여비는 약국포함)

상병 급여현황(계)

of Disease(Total)

(단위 : 명, 일, 천원)

Unit : Person, Day, KRW 1,000

순위 Rank	상병 기호 I.C.D	상 병 명 Diseases	진료실인원 Patients	내원일수 Visits	급여일수 Reimbursed Days	진료비 Medical Expense	급여비 Benefit
51	J45	천	1,401,629	4,118,532	43,058,140	208,788,709	143,299,278
52	J10	확인된계절성인플루엔자바이러스에 의한	1,366,159	1,997,112	9,262,574	72,627,525	50,037,466
53	L24	자 극 물 접 촉 피 부 염	1,353,192	2,288,544	11,690,647	64,728,444	46,683,009
54	N40	전 립 선 증 식 증	1,271,347	5,730,888	198,799,343	456,826,900	305,489,383
55	K01	매 물 치 및 매 복 치	1,252,400	2,645,764	6,103,702	145,998,667	95,874,882
56	M77	기 타 골 부 착 부 병 증	1,233,487	4,326,597	19,425,656	135,460,421	93,331,266
57	L02	피 부 의 농 양 , 종 기 및 큰 종 기	1,207,092	2,591,744	11,475,597	79,421,439	55,900,561
58	L03	연 조 직 염	1,206,507	2,508,455	10,414,045	81,080,932	55,942,802
59	N72	자 궁 경 부 의 염 증 성 질 환	1,205,414	2,107,154	8,963,285	88,020,478	59,875,831
60	M47	척 추 증	1,197,967	5,840,298	24,838,416	240,140,646	175,393,644
61	J21	급 성 세 기 관 지 염	1,184,398	3,483,542	15,299,985	98,748,945	73,887,811
62	J11	바이러스가 확인되지 않은 인플루엔자	1,151,143	1,724,080	8,023,737	60,099,663	41,687,957
63	Z46	기타장치의부착및조정을위하여보건서비	1,133,077	1,593,114	1,741,879	84,555,842	60,083,542
64	M13	기 타 관 절 염	1,084,906	3,526,890	26,371,629	123,187,125	89,039,023
65	B37	칸 다 증	1,002,923	1,844,083	8,246,859	70,882,612	49,168,237
66	H25	노 년 백 내 장	1,000,645	2,905,367	11,564,063	141,590,127	101,080,749
67	M19	기 타 관 절 증	990,113	3,031,479	30,878,071	135,181,266	91,567,458
68	H81	전 정 기 능 의 장 애	986,179	2,319,050	27,782,468	145,507,551	95,799,136
69	K12	구 내 염 및 관 련 병 변	981,941	1,599,864	5,925,337	41,103,001	29,189,982
70	J31	만 성 비 염 , 비 인 두 염 및 인 두 염	953,760	2,130,486	10,222,968	65,497,836	45,649,325
71	J34	코 및 비 동 의 기 타 장 애	946,845	1,944,199	9,135,679	75,516,976	50,128,898
72	M50	경 추 간 판 장 애	935,500	4,553,198	20,156,228	186,448,299	127,198,936
73	M81	병 적 골 절 이 없 는 골 다 공 증	925,404	2,998,762	69,540,212	204,814,409	139,939,355
74	J18	상 세 불 명 병 원 체 의 폐 렴	923,077	2,341,884	13,156,908	102,733,097	69,965,773
75	H35	기 타 망 막 장 애	919,219	2,246,821	23,195,344	268,657,344	195,358,536
76	L20	아 토 피 성 피 부 염	917,415	2,061,488	16,545,556	80,701,057	55,357,891
77	S13	목부위의관절및인대의탈구,염좌및긴장	914,386	2,304,255	7,640,348	77,651,034	53,823,123
78	H40	녹 내 장	906,116	2,702,207	16,912,235	257,443,889	170,072,913
79	B00	헤르페스바이러스[단순헤르페스]감염	898,280	1,413,784	6,631,498	48,599,762	34,627,001
80	K25	위 궤 양	895,568	1,813,111	25,918,068	115,279,433	77,399,731
81	R51	두 통	883,926	1,386,321	15,435,908	87,789,291	51,039,378
82	R07	목 구 멍 및 가 습 의 통 증	872,149	1,402,095	21,844,825	118,613,732	67,610,424
83	S61	손 목 및 손 의 열 린 상 처	862,452	2,699,394	6,468,427	98,089,759	62,674,855
84	L21	지 루 피 부 염	854,735	1,698,312	11,055,741	51,155,525	36,307,264
85	K07	치 아 열 굴 이 상 [부 정 교 합 포 함]	852,856	1,475,977	4,978,481	55,278,205	37,135,372
86	R42	어 지 럼 증 및 어 지 럼	838,995	1,482,042	19,037,868	102,308,628	61,536,000
87	J22	상 세 불 명 의 급 성 하 기 도 감 염	816,297	1,790,174	7,967,193	49,552,599	36,432,999
88	S83	무릎의관절및인대의탈구,염좌및긴장	807,570	2,453,499	9,651,775	87,396,708	58,150,249
89	K63	장 의 기 타 질 환	796,553	1,114,268	8,173,975	275,368,913	174,394,472
90	J36	편 도 주 위 농 양	768,642	1,426,844	5,819,022	42,085,687	30,084,584
91	H65	비 화 농 성 중 이 염	756,742	2,244,168	9,101,693	72,816,255	51,406,994
92	Z29	기 타 예 방 적 조 치 의 필 요	733,986	967,187	1,109,071	72,980,706	62,329,325
93	K76	간 의 기 타 질 환	731,125	1,151,052	16,461,870	96,747,385	62,157,238
94	B02	대 상 포 진	718,229	2,029,557	11,206,230	110,197,511	76,029,477
95	R50	기 타 및 원 인 미 상 의 열	705,675	1,071,218	4,090,768	51,230,570	31,659,091
96	S02	두 개 골 및 안 면 골 의 골 절	698,474	1,268,977	2,246,991	53,744,505	33,897,988
97	N95	폐 경 및 기 타 폐 경 전 후 장 애	688,714	2,050,126	85,455,165	86,339,818	57,069,047
98	K30	기 능 성 소 화 불 량	688,593	1,067,448	9,131,048	43,406,392	28,433,560
99	F32	우 울 에 회 소 드	680,361	4,793,260	90,830,590	284,225,699	198,569,306
100	S43	견갑대의관절및인대의탈구,염좌및긴장	678,055	1,907,240	6,693,305	60,371,091	41,966,413

Note : Based on the Treatment Month (excluding herbal medicine,including pharmacy in Treatment Amount and Benefit Amount)

제VI-5표

Table VI-5

질병소분류별 외래 다빈도

Outpatient Benefits by Frequency

순위 Rank	상병 기호 I.C.D	상 병 명 Diseases	진료실인원 Patients	내원일수 Visits	급여일수 Reimbursed Days	진료비 Medical Expense	급여비 Benefit
101	A04	기 타 세 균 성 장 감 염	654,245	916,594	4,207,061	31,267,806	21,686,975
102	F41	기 타 불 안 장 애	647,450	3,469,021	63,890,121	178,753,468	125,693,306
103	I20	협 심 증	640,035	2,363,965	144,502,306	422,444,026	276,233,651
104	K64	치 핵 및 항 문 주 위 정 맥 혈 전 증	625,941	1,466,292	8,720,825	70,294,535	46,777,714
105	L04	급 성 림 프 절 염	616,757	1,061,538	4,409,177	33,259,863	22,815,497
106	H01	눈 껍 풀 의 기 타 염 증	603,541	1,005,835	3,943,113	38,764,456	27,412,123
107	R11	구 역 및 구 토	600,475	789,149	3,873,418	27,968,330	18,512,190
108	H11	결 막 의 기 타 장 애	594,194	907,768	3,542,792	42,443,026	29,433,547
109	S01	머 리 의 열 린 처	576,909	1,599,025	3,466,629	80,768,362	46,546,930
110	Z34	정 상 임 신 의 관 리	576,351	4,139,428	8,220,414	352,364,198	293,490,611
111	G44	기 타 두 통 증 후 군	570,307	1,046,977	12,408,859	66,892,340	41,273,564
112	S23	홍곽의관절및인대의탈구,염좌및긴장	567,950	993,230	4,011,733	36,215,911	25,383,518
113	G47	수 면 장 애	561,518	1,732,865	33,590,309	66,508,719	46,478,577
114	L08	피 부 및 피 하 조 직 의 기 타 국 소 감 염	560,132	984,336	4,243,639	28,865,564	20,626,599
115	L25	상 세 불 명 의 접 촉 피 부 염	547,459	925,083	4,816,142	25,809,415	18,567,063
116	H61	외 이 의 기 타 장 애	541,288	823,050	1,984,697	28,143,122	20,087,377
117	B08	달리분류되지않은피부및점막병변이특징	537,058	1,021,462	3,348,739	26,112,180	19,558,355
118	G43	편 두 통	533,728	1,128,176	14,814,284	62,050,264	40,450,732
119	E03	기 타 갑 상 선 기 능 저 하 증	522,041	2,057,618	94,986,602	133,808,393	86,998,816
120	J38	달리분류되지않은성대및후두의질환	509,306	950,829	5,799,061	46,739,473	30,731,296
121	J35	편 도 및 아 데 노 이 드 의 만 성 질 환	508,415	979,569	3,988,146	35,610,983	23,196,700
122	N34	요 도 염 및 요 도 증 후 군	504,480	1,176,291	5,741,559	69,634,769	48,755,735
123	T15	외 안 의 이 물	494,173	719,998	1,912,220	34,446,707	24,066,845
124	B07	바 이 러 스 사 마 귀	493,937	1,379,483	2,469,363	77,659,580	52,651,989
125	S00	머 리 의 표 재 성 손 상	476,534	729,542	1,733,737	33,733,224	20,379,640
126	J39	상 기 도 의 기 타 질 환	475,415	913,447	4,076,616	28,561,774	20,097,054
127	N93	기 타 이 상 자 궁 및 질 출 혈	473,889	762,141	3,046,133	36,736,832	23,501,176
128	J37	만 성 후 두 염 및 후 두 기 관 염	473,760	991,252	5,385,587	35,309,650	24,116,928
129	L29	가 려 움	463,694	846,995	7,385,337	30,187,216	20,147,800
130	N64	유 방 의 기 타 장 애	458,097	579,151	1,593,161	22,545,007	13,772,967
131	J41	단 순 성 및 점 액 화 능 성 만 성 기 관 지 염	447,792	948,878	5,201,338	28,183,650	20,617,762
132	N31	달리분류되지않은방광의신경근육기능장	446,885	1,213,907	30,631,459	87,267,231	58,551,147
133	B18	만 성 바 이 러 스 간 염	440,730	1,813,477	62,936,962	459,079,578	299,537,669
134	I63	뇌 경 색 증	440,004	2,144,810	105,805,985	389,018,268	257,390,924
135	A08	바 이 러 스 성 및 기 타 명 시 된 장 감 염	435,407	608,149	2,491,404	16,996,507	12,042,926
136	M10	통 풍	431,799	1,754,702	38,757,945	82,537,013	54,799,234
137	N39	비 뇨 계 통 의 기 타 장 애	430,513	858,424	9,441,408	52,724,822	33,531,030
138	L28	만 성 단 순 태 선 및 가 려 움 발 진	430,451	889,849	5,883,095	31,520,973	21,750,929
139	S60	손 목 및 손 의 표 재 성 손 상	426,010	654,251	1,940,402	27,229,811	17,381,100
140	J42	상 세 불 명 의 만 성 기 관 지 염	423,439	892,125	5,943,749	30,960,622	21,659,583
141	E14	상 세 불 명 의 당 뇨 병	422,212	1,945,569	68,199,796	211,138,186	140,818,157
142	R05	기 침	421,917	707,993	6,604,707	45,588,726	24,818,645
143	M53	달 리 분 류 되 지 않 은 기 타 등 병 증	412,846	1,305,036	4,692,939	55,029,199	39,301,089
144	S80	아 래 다 리 의 표 재 성 손 상	402,781	772,669	2,679,885	28,083,676	18,565,681
145	M62	근 육 의 기 타 장 애	399,517	964,607	3,655,507	28,545,444	20,041,657
146	H36	달 리 분 류 된 질 환 에 서 의 망 막 장 애	396,789	1,145,238	27,454,203	114,173,055	72,281,580
147	E04	기 타 비 독 성 고 이 터	393,747	823,738	15,687,301	56,062,229	31,032,124
148	D25	자 궁 의 평 활 근 중	386,333	718,563	5,336,945	37,535,716	20,441,386
149	L01	농 가 진	385,266	650,253	2,711,010	18,170,911	13,403,479
150	M72	섬 유 모 세 포 장 애	381,991	1,219,180	5,766,081	36,817,149	25,359,139

주 : 수진기준 (한의분류 제외, 급여일수, 진료비와 급여비는 약국포함)

상병 급여현황(계) <계속>

of Disease(Total) <Cont'd>

(단위 : 명, 일, 천원)

Unit : Person, Day, KRW 1,000

순위 Rank	상병 기호 I.C.D	상 병 명 Diseases	진료실인원 Patients	내원일수 Visits	급여일수 Reimbursed Days	진료비 Medical Expense	급여비 Benefit
151	S90	발 목 및 발 의 표 재 성 손 상	379,020	589,807	1,870,853	24,660,943	15,803,330
152	B30	바 이 러 스 결 막 염	376,766	772,823	2,236,936	22,013,012	15,819,817
153	N91	무 월 경 , 소 랑 및 희 발 월 경	376,237	551,664	2,072,599	20,275,558	13,294,409
154	H90	전 음 성 및 감 각 신 경 성 청 력 소 실	373,714	652,156	3,259,019	37,656,810	23,866,356
155	H19	달리분류된질환에서의공막및각막의장애	372,435	723,431	2,783,741	29,814,913	21,361,730
156	F00	알츠하이머병에서의치매(G30.-+)	356,584	2,073,658	64,521,020	270,796,488	189,252,135
157	C73	갑 상 선 의 악 성 신 생 물	351,914	1,326,650	96,917,431	163,368,823	130,591,635
158	T14	상 세 불 명 의 신 체 부 위 의 손 상	351,750	603,073	1,885,882	21,802,886	13,644,513
159	H93	달 리 분 류 되 지 않 은 귀 의 기 타 장 애	349,405	794,086	8,883,605	40,837,130	25,553,645
160	D50	철 결 핏 빈 혈	347,587	698,835	16,094,348	37,465,419	24,633,812
161	K27	상 세 불 명 부 위 의 소 화 성 궤 양	344,845	660,540	6,837,614	26,206,048	18,638,241
162	L84	티 눈 및 군 은 살	344,261	778,395	1,826,907	35,791,383	25,001,341
163	D23	피 부 의 기 타 양 성 신 생 물	343,157	703,600	1,686,053	36,514,959	23,572,638
164	F51	비 기 질 성 수 면 장 애	340,068	1,518,844	29,165,373	61,471,269	44,104,591
165	D12	결장,직장,항문및항문관의양성신생물	335,544	517,210	4,312,613	103,291,625	62,964,090
166	S53	팔꿈치의관절및인대의탈구,염좌및긴장	334,141	790,233	2,454,102	30,015,566	20,643,387
167	T85	기타내부인공삽입장치,삽입물및이식편의	330,385	402,456	600,930	14,116,406	9,944,250
168	H26	기 타 백 내 장	329,292	793,409	3,634,241	93,150,671	61,676,994
169	S92	발 목 을 제 외 한 발 의 골 절	324,810	1,513,009	4,482,614	67,813,134	43,891,150
170	M76	발을제외한다리의골부착부병증	317,658	816,948	3,329,822	26,181,825	18,099,342
171	S22	늑 골 , 흉 골 및 흉 추 의 골 절	315,642	941,561	7,320,759	51,852,508	33,620,477
172	H02	눈 껍 폴 의 기 타 장 애	306,327	798,853	2,659,379	48,055,948	32,735,798
173	K75	기 타 염 증 성 간 질 환	305,582	641,588	14,560,041	56,435,714	36,498,017
174	S62	손 목 및 손 부 위 의 골 절	304,548	1,550,241	3,711,191	63,347,656	40,275,757
175	M23	무 료 의 내 부 장 애	303,831	922,626	6,838,783	37,259,062	23,790,587
176	I11	고 혈 압 성 심 장 병	302,360	1,356,828	64,013,072	146,675,742	98,862,101
177	R73	혈 당 치 상 승	293,968	471,281	7,313,815	24,004,481	15,781,505
178	D24	유 방 의 양 성 신 생 물	288,880	495,250	1,166,628	24,777,124	13,826,189
179	N41	전 립 선 의 염 증 성 질 환	277,078	906,925	9,728,969	56,965,604	39,279,148
180	M15	다 발 관 절 증	275,101	889,043	13,697,202	43,628,304	29,571,662
181	S20	흉 부 의 표 재 성 손 상	270,469	419,218	1,843,889	17,762,828	11,642,682
182	R68	기 타 전 신 증 상 및 징 후	262,484	316,094	625,170	6,919,367	4,423,813
183	K26	십 이 지 장 궤 양	261,914	479,345	7,389,792	36,388,010	23,568,408
184	N20	신 장 및 요 관 의 결 석	260,641	670,551	6,316,006	188,392,042	117,345,017
185	J15	달 리 분 류 되 지 않 은 세 균 성 폐 령	256,089	572,569	3,247,084	22,972,199	15,936,501
186	R04	기 도 출 혈	255,853	450,401	1,850,951	23,089,293	14,069,282
187	N92	과 다 , 빈 발 및 불 규 칙 월 경	254,707	375,301	1,196,003	13,973,719	8,851,338
188	Z96	기 타 기 능 성 삽 입 물 의 존 재	253,783	853,076	3,479,760	40,976,932	28,959,888
189	E05	갑 상 선 독 증 [갑 상 선 기 능 항 진 증]	250,406	1,226,490	36,621,459	83,708,671	49,151,332
190	S91	발 목 및 발 의 열 린 상 처	250,332	686,727	1,743,432	23,366,571	15,480,057
191	H43	유 리 체 의 장 애	248,948	408,670	2,656,268	28,046,379	18,310,590
192	M67	윤 활 막 및 힘 줄 의 기 타 장 애	248,277	511,245	1,927,977	18,133,857	11,941,317
193	F06	뇌손상,뇌기능이상및신체질환에의한기타	247,306	741,334	26,394,942	74,653,571	49,173,352
194	L72	피 부 및 피 하 조 직 의 모 낭 낭	245,039	663,785	1,729,998	31,831,426	20,300,824
195	I67	기 타 뇌 혈 관 질 환	244,698	780,284	30,964,237	110,961,338	70,513,395
196	L60	손 발 톱 장 애	241,456	704,089	2,281,415	23,895,876	16,112,860
197	G56	팔 의 단 일 신 경 병 증	240,549	740,920	5,466,881	42,475,100	27,542,472
198	H91	기 타 청 력 소 실	240,174	533,504	3,055,373	33,586,225	20,131,199
199	N94	여성생식기관및월경주기와관련된통증및	236,558	378,743	1,390,306	10,341,504	6,604,880
200	I73	기 타 말 초 혈 관 질 환	234,322	551,591	15,064,581	38,023,134	26,758,505

Note : Based on the Treatment Month (excluding herbal medicine,including pharmacy in Treatment Amount and Benefit Amount)

제VI-5표

Table VI-5

질병소분류별 외래 다빈도
Outpatient Benefits by Frequency

순위 Rank	상병 기호 I.C.D	상 병 명 Diseases	진료실인원 Patients	내원일수 Visits	급여일수 Reimbursed Days	진료비 Medical Expense	급여비 Benefit
201	L73	기 타 모 낭 장 애	234,075	479,233	4,050,171	16,158,553	10,861,264
202	M43	기 타 변 형 성 등 병 증	233,493	936,715	7,808,692	49,038,659	32,180,145
203	A63	달리분류되지않은기타주로서행위로전파	233,459	445,045	1,740,049	33,270,809	22,907,080
204	R31	상 세 불 명 의 혈 뇨	230,301	495,974	4,983,667	46,106,160	24,958,309
205	N60	양 성 유 방 형 성 이 상	221,850	344,608	1,094,632	15,986,881	8,430,973
206	N18	만 성 신 장 병	220,921	7,490,257	59,772,446	1,494,407,174	1,314,956,392
207	R52	달 리 분 류 되 지 않 은 통 증	220,868	396,493	3,017,389	18,855,987	11,592,311
208	R94	기 능 검 사 의 이 상 결 과	219,577	353,162	5,042,796	27,000,274	15,008,200
209	L85	기 타 표 피 의 비	218,095	357,656	2,320,703	11,276,350	8,016,889
210	N86	자 궁 경 부 의 미 란 및 외 반	215,464	367,062	1,374,112	17,834,024	12,364,704
211	N73	기 타 여 성 골 반 염 증 질 환	213,452	435,213	2,130,130	22,417,180	14,925,349
212	S52	아 래 팔 의 골 절	213,139	1,476,263	4,656,854	65,344,595	40,666,198
213	S81	아 래 다 리 의 열 린 상 처	212,958	702,975	1,718,790	23,835,280	15,732,364
214	S06	두 개 내 손 상	211,606	370,525	5,562,813	45,214,090	25,874,404
215	R00	심 장 박 동 의 이 상	206,365	366,434	5,702,056	24,936,256	13,966,080
216	Z71	달리분류되~의학적권고를위해보건서비	206,166	276,129	706,086	7,396,271	5,447,834
217	Z03	의심되는질병및병태를위한의학적관찰및	202,538	299,898	2,197,249	21,298,754	10,836,156
218	R06	호 흡 의 이 상	199,682	333,046	3,556,412	31,790,876	17,172,058
219	T23	손 목 및 손 의 화 상 및 부 식	199,086	623,763	1,210,885	32,527,953	22,404,816
220	I48	심 방 세 동 및 조 동	195,326	841,187	46,812,343	153,429,189	100,022,301
221	R60	달 리 분 류 되 지 않 은 부 종	194,016	369,207	5,106,447	22,482,779	13,765,282
222	Z39	분 만 후 관 리 및 검 사	192,875	294,569	875,933	5,514,905	3,192,643
223	H68	귀 인 두 관 염 및 귀 인 두 관 폐 색	192,170	355,594	1,385,061	11,145,978	8,004,109
224	J44	기 타 만 성 폐 색 성 폐 질 환	189,933	726,012	20,072,472	89,261,427	57,429,548
225	S82	발 목 을 포 함 한 아 래 다 리 의 골 절	187,473	1,074,773	3,710,005	46,484,876	28,607,731
226	N10	급 성 세 뇨 관 - 간 질 신 장 염	186,420	392,810	2,843,773	21,855,944	13,480,961
227	I83	하 지 의 정 맥 류	184,657	437,999	5,007,303	21,781,878	13,799,361
228	I25	만 성 허 혈 심 장 병	182,989	598,641	41,789,866	121,511,968	79,402,440
229	G31	달리분류되지않은신경계통의기타퇴행성	182,204	519,040	17,714,579	41,580,645	30,178,218
230	R91	폐 의 진 단 영 상 검 사 이 상 소 견	181,774	329,312	1,253,397	29,489,271	14,278,038
231	C50	유 방 의 악 성 신 생 물	181,121	2,040,137	37,269,499	588,025,351	545,297,322
232	N63	유 방 의 상 세 불 명 의 덩 이	180,785	283,969	772,779	15,281,985	9,029,831
233	E07	갑 상 선 의 기 타 장 애	180,619	275,131	4,050,057	18,951,182	12,280,375
234	N87	자 궁 경 부 의 이 형 성	178,304	417,713	1,774,305	31,538,949	17,853,816
235	K80	담 석 증	177,190	447,708	8,768,880	43,461,125	23,666,364
236	T16	귀 의 이 물	176,042	230,381	486,404	7,772,923	5,421,436
237	L63	원 형 탈 모 증	170,149	785,045	2,337,641	28,458,398	18,772,565
238	M24	기 타 특 정 관 절 장 애	165,873	639,576	2,224,416	18,592,572	12,648,065
239	T17	기 도 의 이 물	163,892	189,960	355,532	9,054,784	5,610,267
240	D34	갑 상 선 의 양 성 신 생 물	163,343	295,362	4,467,751	18,643,549	10,310,923
241	L40	건 선	163,340	805,409	5,376,535	65,818,017	48,133,867
242	S32	요 추 및 골 반 의 골 절	162,848	584,157	7,284,200	41,549,198	26,198,317
243	K31	위 및 십 이 지 장 의 기 타 질 환	161,665	274,443	2,764,617	19,731,027	11,331,599
244	Z00	호소증상및보고된진단명이없는사람의일	160,574	224,284	2,260,056	12,093,658	7,537,902
245	Z98	기 타 수 술 후 상 태	158,878	512,511	1,617,366	17,905,276	12,536,914
246	S73	고관절의관절및인대의탈구,염좌및긴장	158,118	344,172	1,308,616	11,199,644	7,735,823
247	S46	어깨및위팔부위의근육및힘줄의손상	157,869	770,401	3,448,146	24,905,187	16,731,613
248	K73	달 리 분 류 되 지 않 은 만 성 간 염	156,936	346,078	7,451,683	26,998,515	17,998,835
249	S05	눈 및 안 와 의 손 상	156,321	274,761	768,808	12,750,995	7,753,602
250	D17	양 성 지 방 종 성 신 생 물	156,157	423,628	1,062,000	23,527,589	14,767,849

주 : 수진기준 (한의분류 제외, 급여일수, 진료비와 급여비는 약국포함)

상병 급여현황(계) <계속>

of Disease(Total) <Cont'd>

(단위 : 명, 일, 천원)
Unit : Person, Day, KRW 1,000

순위 Rank	상병 기호 I.C.D	상 병 명 Diseases	진료실인원 Patients	내원일수 Visits	급여일수 Reimbursed Days	진료비 Medical Expense	급여비 Benefit
251	D13	기타및부위불명의소화계통의양성신생물	155,324	345,010	3,373,400	36,758,864	18,708,397
252	H50	기 타 사 시	154,953	298,769	487,093	19,229,776	10,039,517
253	C16	위 의 악 성 신 생 물	154,179	932,233	11,457,441	181,436,466	165,647,126
254	G53	달 리 분 류 된 질 환 에 서 의 뇌 신 경 장 애	149,795	548,914	6,071,291	28,389,940	19,546,770
255	N97	여 성 불 임	148,962	1,074,871	3,189,129	115,035,511	78,370,770
256	D64	기 타 빈 혈	148,613	254,996	4,307,431	17,864,065	10,886,903
257	J09	확인된동물매개또는범유행인플루엔자바	148,126	209,488	965,450	7,504,725	5,218,615
258	J98	기 타 호 흡 장 애	146,119	251,980	1,400,233	24,659,133	12,726,224
259	K60	항 문 및 직 장 부 의 열 창 및 누 공	143,775	348,544	2,001,335	15,051,697	9,956,042
260	S50	아 래 팔 의 표 재 성 손 상	140,642	242,474	741,877	9,852,454	6,338,138
261	M70	사용,과용및압박에관련된연조직장애	140,638	355,759	1,602,681	12,015,560	8,363,158
262	T78	달 리 분 류 되 지 않 은 유 해 작 용	140,529	232,477	2,061,328	13,698,690	7,939,288
263	F43	심한스트레스에대한반응및적응장애	140,123	558,780	8,350,475	33,242,691	22,696,213
264	A60	항문생식기의헤르페스바이러스[단순헤르	137,534	251,763	1,438,050	13,013,803	9,118,083
265	G40	뇌 전 증	137,077	643,353	34,631,973	112,495,441	75,324,283
266	E06	갑 상 선 염	135,587	361,137	14,912,978	26,456,967	16,059,070
267	M06	기 타 류 마 티 스 관 절 염	135,033	443,628	9,525,397	37,377,467	24,596,063
268	L91	피 부 의 비 대 성 장 애	134,756	374,108	828,616	12,834,567	8,537,670
269	K92	소 화 계 통 의 기 타 질 환	134,110	235,771	2,496,100	20,630,909	11,405,272
270	I49	기 타 심 장 부 정 맥	134,071	340,751	12,445,538	30,219,879	18,630,450
271	M71	기 타 윤 활 낭 병 증	131,004	350,695	1,798,841	12,910,378	8,710,071
272	N48	음 경 의 기 타 장 애	130,793	199,494	994,404	6,950,109	4,725,007
273	Z01	호소증상또는보고된진단명이없는사람의	128,342	169,041	1,071,561	6,373,972	4,012,827
274	R19	소 화 계 통 및 복 부 의 기 타 증 상 및 징 후	128,029	190,641	897,940	12,534,132	7,192,790
275	A49	상 세 불 명 부 위 의 세 균 감 염	126,812	231,684	1,111,116	10,185,353	7,010,870
276	K06	잇몸및무치성치조용기의기타장애	126,121	176,780	313,434	6,433,599	4,500,255
277	S03	머리의관절및인대의탈구,염좌및긴장	125,277	193,849	413,709	6,055,670	4,056,663
278	M22	무 립 뼈 의 장 애	123,298	301,084	1,495,049	10,340,595	6,930,859
279	N84	여 성 생 리 관 의 폴 립	122,125	218,426	896,320	17,411,566	10,550,998
280	E55	비 타 민 결핍	119,779	203,215	5,334,447	10,577,518	6,895,665
281	N80	자 궁 내 막 증	119,581	277,882	4,921,188	21,373,615	11,961,144
282	K11	침 샘 의 질 환	119,417	226,144	950,845	11,048,165	6,358,165
283	G57	다 리 의 단 일 신 경 병 증	119,233	348,328	2,008,331	16,325,131	11,139,053
284	A59	편 모 충 증	118,661	189,663	900,321	7,600,863	5,230,320
285	I50	심 부 전	118,516	434,752	19,695,549	61,266,693	40,599,187
286	F45	신 체 형 장 애	117,804	447,593	7,921,865	21,593,920	14,772,929
287	K70	알 쿨 성 간 질 환	117,661	339,041	9,872,445	38,657,505	23,563,212
288	J05	급성폐색성후두염[크룹]및후두개염	117,010	209,195	930,059	6,902,220	4,915,240
289	R22	피부및피하조직의국소적부기,종괴및덩이	116,633	253,555	753,241	15,429,994	7,597,751
290	K62	항 문 및 직 장 의 기 타 질 환	116,565	183,004	1,210,806	14,101,007	8,920,065
291	E86	용 적 고 갈	116,327	174,263	611,414	7,235,053	5,128,290
292	G25	기 타 추 체 외 로 및 운 동 장 애	114,122	349,706	12,909,949	25,934,826	16,618,042
293	M05	혈 청 검 사 양 성 류 마 티 스 관 절 염	113,888	776,197	31,156,887	188,902,715	168,883,076
294	D27	난 소 의 양 성 신 생 물	112,966	216,544	1,340,492	14,110,821	7,380,769
295	R12	속 쓰 림	112,918	176,897	1,952,707	8,487,043	5,603,950
296	E30	달 리 분 류 되 지 않 은 사 춘 기 의 장 애	112,296	569,902	1,007,168	54,080,368	27,008,443
297	N71	자궁경부불러제외한자궁의염증성질환	110,307	202,632	943,642	8,423,467	5,752,466
298	S70	영 당 이 및 대 퇴 의 표 재 성 손 상	108,476	188,617	731,020	7,221,655	4,725,734
299	R87	여 성 생식기관검사물의이상소견	108,099	187,341	784,872	15,007,802	9,378,360
300	G45	일 과 성 뇌 허 혈 발 작 및 관 련 증 후 군	105,258	341,424	16,208,437	54,465,707	34,464,986

Note : Based on the Treatment Month (excluding herbal medicine,including pharmacy in Treatment Amount and Benefit Amount)

제VI-5표

Table VI-5

질병소분류별 외래 다빈도
Outpatient Benefits by Frequency

순위 Rank	상병 기호 I.C.D	상 병 명 Diseases	진료실인원 Patients	내원일수 Visits	급여일수 Reimbursed Days	진료비 Medical Expense	급여비 Benefit
301	H53	시 각 장 애	104,779	178,991	1,036,959	13,700,812	7,524,137
302	S30	복 부 , 아 래 등 및 골 반 의 표 재 성 손 상	104,434	175,190	689,892	7,556,021	4,782,926
303	Z48	기타외과적추적치료를위하여보건의서비스	104,181	194,826	363,767	4,257,345	2,836,843
304	D21	결합조직및기타연조직의기타양성신생물	100,553	284,799	789,443	16,161,526	9,815,708
305	I21	급 성 심 근 경 색 증	100,311	361,104	26,633,583	93,947,605	62,018,201
306	R92	유 방 의 진 단 영 상 검 사 상 이 상 소 견	99,811	124,774	380,737	5,072,460	2,977,660
307	K82	담 낭 의 기 타 질 환	98,921	173,777	1,568,860	16,675,422	8,828,289
308	F20	조 현 병	98,795	1,044,611	25,602,460	102,038,123	85,065,873
309	K14	혀 의 질 환	97,939	185,379	1,054,388	6,044,681	3,941,954
310	R63	음 식 및 수 액 섭취 에 관 계 된 증 상 및 징 후	96,256	160,704	1,045,913	8,503,103	5,206,822
311	R03	진 단 명 없 는 혈 압 수 치 이 상	95,922	125,957	967,644	4,327,850	2,715,886
312	N83	난 소 , 난 관 및 넓 은 인 대 의 비 염 증 성 장 애	95,516	164,770	848,759	9,826,580	4,814,395
313	S42	어 깨 및 위 팔 의 골 절	95,091	573,467	1,915,752	24,020,750	14,237,566
314	T30	상 세 불 명 신 체 부 위 의 화 상 및 부 식	94,997	237,376	552,257	10,648,170	7,219,434
315	I70	죽 상 경 화 증	94,839	288,018	13,872,167	37,867,069	24,535,510
316	Z31	출 산 관 리	94,820	496,926	1,719,232	135,592,053	93,743,307
317	B36	기 타 표 재 성 진 균 증	94,669	141,223	922,607	5,173,739	3,623,201
318	L70	여 드 림	93,651	201,556	2,540,691	6,867,499	4,551,131
319	F31	양 극 성 정 동 장 애	93,035	810,867	17,823,548	59,601,919	40,479,329
320	R55	실 신 및 허 탈	92,460	181,418	2,956,601	21,896,449	11,366,156
321	F48	기 타 신 경 성 장 애 병	91,749	204,153	2,362,766	7,758,462	5,456,646
322	G20	파 킨 증	91,401	601,389	25,371,063	126,880,057	110,929,925
323	T22	손목및손을제한어깨와팔의화상및부식	90,915	319,908	636,495	13,841,763	9,219,513
324	I65	뇌경색증을유발하지않은뇌전동맥의폐쇄	90,163	289,068	15,066,744	45,767,913	28,763,707
325	K35	급 성 충 수 염	89,596	158,615	379,843	7,786,494	4,103,295
326	M60	근 염	88,842	198,507	821,640	5,844,659	4,184,784
327	S51	아 래 팔 의 열 린 상 처	88,237	271,288	644,911	9,525,475	6,260,891
328	M41	척 주 측 만 증	87,673	287,945	864,190	8,741,069	5,516,770
329	T00	여 러 신 체 부 위 를 침 범 한 표 재 성 손 상	86,489	163,594	489,586	6,156,820	3,878,874
330	B01	수 두	85,885	175,091	619,779	4,816,544	3,394,201
331	C34	기 관 지 및 폐 의 악 성 신 생 물	85,162	939,623	9,798,983	405,655,345	382,137,863
332	K74	간 의 섬유 증 및 경 변 증	84,992	368,748	14,978,229	84,286,645	53,546,243
333	S86	아 래 다 리 부 위 의 근 육 및 힘줄 의 손 상	84,920	304,515	961,754	9,889,119	6,452,622
334	C61	전 립 선 의 악 성 신 생 물	84,196	637,483	16,055,372	188,807,171	176,570,180
335	I87	정 맥 의 기 타 장 애	83,968	166,371	3,982,657	9,232,773	6,192,090
336	H33	망 막 박 리 및 망 막 열 공	83,622	212,381	1,451,898	23,578,294	13,957,333
337	H57	눈 및 눈 부 속 기 의 기 타 장 애	83,476	128,293	564,236	7,289,770	4,322,505
338	H20	홍 채 섬 모 체 염	82,688	339,807	1,423,915	15,804,826	10,459,334
339	C18	결 장 의 악 성 신 생 물	82,482	574,285	4,703,479	120,700,242	111,184,116
340	M16	고 관 절 증	81,947	251,390	1,996,002	10,596,245	6,890,430
341	T24	발목및발을제한엉덩이및다리의화상및	81,537	369,051	732,547	17,034,835	11,034,058
342	H92	귀 통 증 및 귀 의 삼 출 액	81,289	106,020	369,962	3,326,535	2,049,244
343	G51	안 면 신 경 장 애	81,159	350,423	3,486,078	19,626,977	11,244,947
344	F33	재 발 성 우 울 장 애	80,663	633,732	12,602,239	35,792,397	25,289,137
345	R21	발 진 및 기 타 비 특 이 성 피 부 발 진	79,520	106,335	503,486	4,033,397	2,366,408
346	N46	남 성 불 임	78,167	141,533	235,547	9,401,312	6,109,144
347	J47	기 관 지 확 장 증	77,618	224,673	4,798,159	21,980,097	12,582,055
348	R25	이 상 불 수 의 운 동	77,018	159,512	4,229,540	12,859,004	7,582,494
349	M99	달 리 분 류 되 지 않 은 생 체 역 학 적 병 변	76,730	323,873	1,840,777	13,315,899	9,187,218
350	S40	어 깨 및 위 팔 의 표 재 성 손 상	76,265	141,929	579,283	5,826,493	3,695,233

주 : 수진기준 (한의분류 제외, 급여일수, 진료비와 급여비는 약국포함)

상병 급여현황(계) <계속>

of Disease(Total) <Cont'd>

(단위 : 명, 일, 천원)

Unit : Person, Day, KRW 1,000

순위 Rank	상병 기호 I.C.D	상 병 명 Diseases	진료실인원 Patients	내원일수 Visits	급여일수 Reimbursed Days	진료비 Medical Expense	급여비 Benefit
351	M20	손가락 및 발가락의 후천변형	76,025	199,314	1,035,889	8,529,437	5,150,965
352	Z32	임신검사	75,535	128,829	255,302	5,595,339	4,201,129
353	D18	모든부위의혈관종및림프관종	75,439	148,643	1,068,132	14,675,383	7,929,536
354	S66	손목및손부위의근육및힘줄의손상	74,778	329,433	807,597	11,930,568	7,585,142
355	T63	독액성동물과의접촉의독성효과	74,693	89,799	298,420	3,476,252	2,155,781
356	N32	방광의기타장애	71,287	165,048	5,054,556	13,618,816	8,632,817
357	E13	기타명시된당뇨병	70,587	347,857	10,170,514	31,264,292	21,936,148
358	N77	달리분류된질환에서의외음질의궤양및염	70,584	124,662	547,402	4,588,470	3,125,404
359	M96	달리분류되지않은처치후근골격장애	69,682	340,260	3,951,977	25,050,351	16,727,702
360	K56	탈장이없는마비성장폐색증및장폐색	69,519	109,026	846,675	8,516,259	4,923,331
361	L27	내부로섭취된물질에의한피부염	69,193	125,690	715,842	4,303,791	2,865,047
362	C22	간및간내담관의악성신생물	68,940	632,680	14,381,552	208,028,951	191,633,772
363	H15	공막의장애	68,576	120,470	551,888	4,850,127	3,285,560
364	G50	삼차신경의장애	68,203	176,892	3,292,445	12,347,026	7,768,495
365	P59	기타대상세포병의원인으로인한신생아황	67,967	124,364	149,015	2,536,910	1,814,031
366	H73	고막의기타장애	67,344	198,916	593,790	5,986,758	4,257,101
367	S72	대퇴골의골절	67,273	241,106	3,552,901	16,364,017	9,620,187
368	R80	고립된단백뇨	66,806	138,612	2,709,736	10,065,838	5,676,013
369	R09	순환계통및호흡계통의기타증상및징후	65,987	123,593	1,162,218	8,152,149	4,468,271
370	F90	운동과다장애	65,487	570,086	11,131,218	47,313,871	33,331,185
371	K86	췌장의기타질환	65,340	172,411	2,124,264	19,590,077	9,787,766
372	B34	상세불명부위의바이러스감염	65,005	99,233	424,098	5,440,158	3,021,574
373	E28	난소의기능이상	64,525	146,845	1,694,335	7,007,778	4,352,851
374	H34	망막혈관폐쇄	63,863	251,689	5,467,742	29,121,910	17,321,105
375	R35	다뇨	62,670	125,125	2,806,209	8,130,903	5,350,222
376	N28	달리분류되지않은신장및요관의기타장애	62,174	123,234	1,733,490	13,344,971	7,235,012
377	L80	백반증	61,479	943,149	1,754,033	51,000,626	33,573,497
378	I88	비특이성림프절염	60,346	96,719	460,210	5,656,290	3,142,187
379	F10	알콜사용에의한정신및행동장애	60,027	243,412	4,557,861	18,245,295	11,953,670
380	R76	혈청의기타면역학적이상소견	59,497	172,345	3,009,217	9,086,137	4,706,990
381	K13	입술및구강점막의기타질환	59,197	94,526	411,992	3,245,712	2,011,538
382	N45	교환염및부고환염	58,888	144,510	1,053,586	7,082,023	4,652,079
383	G63	달리분류된질환에서의다발신경병증	57,823	218,500	8,885,231	31,458,395	21,013,561
384	G58	기타단일신경병증	57,192	126,682	752,563	6,312,783	4,362,050
385	M21	사지의기타후천변형	57,061	136,364	564,196	5,481,602	3,189,073
386	M94	연골의기타장애	54,542	103,216	781,323	5,043,281	3,174,688
387	O02	기타비정상적수태부산물	54,506	133,874	375,703	15,047,071	11,344,700
388	H69	귀인두관의기타장애	54,473	81,638	368,863	3,438,389	2,176,480
389	O24	임신중당뇨병	54,261	129,680	373,881	6,848,144	5,287,628
390	R62	기대되는정상생리학적발달의결여	53,928	434,634	679,998	16,777,478	11,354,734
391	F34	지속성기분[정동]장애	53,716	360,347	6,550,777	17,766,671	12,687,202
392	K71	독성간질환	53,623	107,652	2,034,462	8,607,012	5,537,130
393	T25	발목및발의화상및부식	53,497	249,331	524,210	13,410,011	9,319,896
394	M80	병적골절을동반한골다공증	52,241	170,408	5,093,780	15,486,457	10,020,382
395	D69	자반및기타출혈성병태	52,200	147,229	1,625,510	13,220,735	8,393,196
396	K61	항문및직장부의농양	52,094	170,621	731,744	6,290,231	4,143,731
397	E10	1형당뇨병	51,490	231,801	6,291,272	31,462,435	20,827,303
398	O20	초기임신중출혈	50,701	90,657	196,030	6,531,702	5,324,869
399	F03	상세불명의치매	50,700	132,150	6,340,012	28,410,136	18,567,144
400	H18	각막의기타장애	48,924	118,097	516,623	6,840,115	4,184,213

Note : Based on the Treatment Month (excluding herbal medicine,including pharmacy in Treatment Amount and Benefit Amount)

제Ⅵ-5표

Table VI-5

질병소분류별 외래 다빈도

Outpatient Benefits by Frequency

순위 Rank	상병 기호 I.C.D	상 병 명 Diseases	진료실인원 Patients	내원일수 Visits	급여일수 Reimbursed Days	진료비 Medical Expense	급여비 Benefit
401	C20	직 장 의 악 성 신 생 물	48,904	428,287	3,157,637	98,525,175	90,980,786
402	M35	결 합 조 직 의 기 타 전 신 침 범	48,701	249,127	8,987,799	35,790,830	30,462,730
403	M46	기 타 염 증 성 척 추 병 증	48,484	186,750	1,578,834	10,260,954	6,806,910
404	T20	머 리 및 목 의 화 상 및 부 식	48,350	140,463	269,561	7,480,699	5,123,301
405	E87	수분, 전해질 및 산-염기 균형의 기타 장애	48,075	113,482	1,730,497	9,352,678	6,197,790
406	S76	엉덩이 및 대퇴부위의 근육 및 힘줄의 손상	47,824	135,709	436,286	4,047,292	2,766,985
407	A56	기타 성행위로 전파되는 클라미디아 질환	47,608	82,894	367,094	3,794,936	2,612,399
408	L81	색 소 침 착 의 기 타 장 애	47,552	74,400	305,996	2,317,112	1,230,218
409	M12	기 타 특 정 관 절 병 증	46,764	132,261	1,488,953	5,957,975	3,946,339
410	K40	사 타 구 니 탈 장	46,658	131,533	365,777	7,011,726	3,654,101
411	Z35	고 위험 임신의 관리	46,603	172,336	385,140	13,301,212	10,146,626
412	N85	자궁경부를 제외한 자궁의 기타 비염증성 장애	46,535	98,965	897,380	6,927,522	3,955,284
413	G62	기 타 다 발 신 경 병 증	46,492	124,947	2,837,482	12,866,168	7,756,474
414	D35	기타 및 상해 불명명의 내분비선의 양성 신 생물	45,814	182,115	4,414,743	28,068,724	21,149,416
415	K57	장 의 게 실 병	45,789	80,526	655,681	8,715,536	4,982,951
416	K20	식 도 염	45,684	87,418	2,008,541	7,681,837	4,682,254
417	G54	신 경 근 및 신 경 총 장 애	45,665	154,356	1,098,044	10,342,155	6,893,519
418	R56	달 리 분 류 되 지 않 은 경 련 병	45,579	106,889	3,362,632	14,530,490	8,570,426
419	G30	알 츠 하 이 머 병	45,470	181,909	8,107,240	36,330,022	24,824,161
420	L98	달리 분류되지 않은 피부 및 피하 조직의 기타	45,315	105,953	378,387	4,690,019	2,682,234
421	F40	공 포 성 불 안 장 애	44,961	229,142	4,494,270	13,237,624	9,126,706
422	O99	달리 분류될 수 있지만 임신, 출산 및 산후기에	44,939	80,522	493,670	5,226,651	3,559,383
423	S67	손 목 및 손 의 으 껌 손 상	44,770	142,061	356,242	4,920,218	3,243,898
424	I47	발 작 성 빈 맥	44,442	126,625	5,968,625	12,261,825	7,529,040
425	K81	담 낭 염	44,389	86,120	928,369	8,264,945	4,347,188
426	F01	혈 관 성 치 매	44,222	178,450	6,915,786	29,658,641	20,762,821
427	J33	코 폴 립	44,207	127,037	907,848	9,125,664	5,028,408
428	R93	기타 신체 구조의 진단 영상 검사 상 이상 소견	43,810	66,762	396,898	8,177,818	4,568,749
429	Z30	피 임 관 리	43,572	50,573	144,899	1,925,603	1,267,023
430	K51	궤 양 성 대 장 염	43,513	226,328	9,069,461	62,994,743	55,551,253
431	M45	강 직 척 추 염	43,490	252,982	7,450,461	98,437,492	87,937,742
432	E22	뇌 하 수 체 의 기능 항 진	43,318	213,505	1,379,965	33,122,121	20,376,443
433	R30	배 뇨 와 연 관 된 통 증	42,635	66,470	554,436	3,837,289	2,456,290
434	R20	피 부 감 각 의 장 애	42,453	70,168	878,848	5,871,485	3,150,775
435	N02	재 발 성 및 지속 성 혈 뇨	41,952	117,102	4,063,060	14,014,871	8,400,443
436	Q21	심 장 중 격 의 선 천 기 형	41,880	89,571	1,724,745	10,330,366	7,533,875
437	D37	구강 및 소화기관의 행동 양식 불명 또는 미상	41,751	101,235	885,636	19,392,988	16,016,309
438	L71	주 사	41,724	105,790	1,431,490	4,309,834	2,459,856
439	M40	척 추 후 만 증 및 척 추 전 만 증	41,714	122,701	720,826	5,248,795	3,482,463
440	I61	뇌 내 출 혈	41,604	269,356	8,688,409	33,262,206	21,524,585
441	I69	뇌 혈 관 질환 의 후 유 증	41,422	200,047	7,504,973	24,995,868	17,263,579
442	H62	달리 분류된 질환에서의 외이의 장애	40,871	117,880	307,626	2,705,270	1,949,365
443	I42	심 근 병 증	40,367	173,994	10,633,280	36,624,081	31,869,517
444	L42	장 미 색 잔 비 늘 증 (비 강 진)	40,214	81,977	435,176	2,922,458	1,959,722
445	B86	옴	39,867	77,745	525,782	2,526,758	1,679,305
446	R59	림 프 절 비 대	39,761	69,747	270,785	4,750,837	2,459,417
447	B09	피부 및 점막 병변이 특징인 상해 불명명의 바이	38,751	56,794	220,126	1,660,981	1,112,647
448	J46	천 식 지속 상 태	38,413	118,612	1,966,040	9,328,969	6,205,476
449	T21	몸 통 의 화 상 및 부 식	38,215	138,762	291,550	6,417,475	4,230,385
450	R43	후 각 및 미 각 장 애	37,765	77,213	495,291	3,670,991	2,223,934

주 : 수진기준 (한의분류 제외, 급여일수, 진료비와 급여비는 약국포함)

상병 급여현황(계) <계속>

of Disease(Total) <Cont'd>

(단위 : 명, 일, 천원)

Unit : Person, Day, KRW 1,000

순위 Rank	상병 기호 I.C.D	상 병 명 Diseases	진료실인원 Patients	내원일수 Visits	급여일수 Reimbursed Days	진료비 Medical Expense	급여비 Benefit
451	R41	인지기능및자각에관련된기타증상및징후	37,581	85,339	3,020,158	10,639,323	6,235,372
452	L53	기 타 홍 반 성 병 태	37,470	69,792	388,916	2,347,399	1,558,386
453	K10	텍 의 기 타 질 환	37,383	81,728	295,410	3,495,632	2,197,011
454	I66	뇌경색증을유발하지않은대뇌동맥의폐쇄	37,378	127,066	6,649,392	21,856,555	13,941,572
455	T31	포함된신체표면의정도에따라분류된화상	37,232	137,269	219,954	7,189,527	4,616,465
456	S96	발목및발부위의근육및힘줄의손상	37,116	105,718	308,157	3,680,366	2,487,011
457	M49	달리분류된질환에서의척추병증	37,018	202,227	948,602	9,275,189	6,902,128
458	S31	복부, 아래 등 및 골반의 열린 상처	36,936	87,065	189,128	2,540,938	1,733,421
459	Q38	혀, 입 및 인두의 기타 선천 기형	36,793	56,274	91,770	2,392,285	1,705,523
460	D06	자궁경부의제자리암종	36,568	123,716	844,787	10,907,071	9,692,939
461	M85	골밀도및구조의기타장애	36,228	74,237	4,402,613	5,841,868	3,310,722
462	G24	근긴장이상	36,050	84,390	2,006,103	5,421,304	3,204,374
463	A05	달리분류되지않은기타세균성음식매개중	35,450	47,228	200,558	1,376,578	980,699
464	Z95	심장및혈관삽입물및이식편의존재	35,201	119,518	8,816,203	24,226,330	15,764,152
465	L05	모소낭	35,159	82,694	432,803	2,642,584	1,733,041
466	N13	폐색성및역류성요로병증	35,062	86,437	916,901	11,242,938	6,211,955
467	Z94	이식된기관및조직의상태	34,977	282,819	11,444,710	197,079,054	177,916,355
468	A64	상세불명의성매개질환	34,712	61,467	274,885	4,636,278	3,223,304
469	E34	기타내분비장애	34,428	109,396	401,536	11,975,172	6,366,001
470	Z20	전염성질환에접촉및노출	33,821	54,203	183,375	2,460,034	1,211,727
471	I51	심장병의불명확한기록합병증	33,525	71,371	3,147,540	8,090,844	4,976,987
472	C67	방광의악성신생물	33,130	241,240	4,422,676	46,111,284	42,105,453
473	K83	담도의기타질환	32,894	72,728	1,604,711	8,986,784	5,207,970
474	T79	달리분류되지않은외상의특정조기합병증	32,766	63,234	197,394	1,865,754	1,310,671
475	L90	피부의위축장애	32,733	66,797	171,166	2,033,248	1,028,424
476	D10	입및인두의양성신생물	32,539	65,257	226,759	4,532,431	2,533,127
477	D14	중이및호흡계통의양성신생물	32,525	55,186	284,837	5,911,356	3,337,111
478	M92	기타연소성골연골증	32,383	74,089	239,223	2,489,157	1,596,824
479	B17	기타급성바이러스간염	32,165	56,661	792,595	5,495,307	3,383,342
480	L74	에크린땀샘장애	31,643	38,732	141,202	967,906	699,290
481	D05	유방의제자리암종	31,344	214,606	4,906,164	41,451,969	38,394,249
482	G93	뇌의기타장애	31,248	76,386	1,135,550	7,593,211	4,799,851
483	K85	급성췌장염	30,862	79,767	1,553,922	9,877,440	5,491,225
484	M87	골괴사	30,659	99,868	1,351,740	6,475,007	3,685,508
485	E50	비타민A결핍	30,589	48,733	739,349	1,881,493	1,299,545
486	J84	기타간질성폐질환	30,473	123,668	3,293,676	32,319,802	26,081,157
487	I95	저혈압	30,233	49,009	745,314	3,284,001	1,969,314
488	R39	비뇨계통의기타증상및징후	30,212	49,732	490,051	2,684,111	1,747,724
489	H79	혈액화학의기타이상소견	30,113	58,634	1,398,399	5,306,102	2,910,892
490	H47	시[제2]신경및시각경로의기타장애	29,930	62,161	418,890	5,792,375	3,615,127
491	S09	머리의기타및상세불명의손상	29,829	61,356	158,400	4,192,667	2,403,733
492	E89	달리분류되지않은치후내분비및대사장	29,643	88,878	6,706,507	7,637,187	4,586,723
493	C64	신우를제외한신장의악성신생물	29,608	158,739	2,395,897	48,940,126	44,817,583
494	I89	림프관및림프절의기타비감염성장애	28,977	88,817	1,331,766	5,222,687	3,478,567
495	I60	지주막하출혈	28,950	122,765	6,192,133	20,468,192	12,759,908
496	S71	엉덩이및대퇴의열린상처	28,940	82,269	198,516	2,798,047	1,839,519
497	O34	골반기관의알려진또는의심되는이상에대	28,909	93,628	219,681	9,306,807	7,334,816
498	T67	열및빛의영향	28,767	42,428	188,428	1,620,505	1,096,367
499	O60	조기진통의분만	28,748	48,784	117,702	5,073,909	4,072,979
500	N21	하부요로의결석	28,663	42,840	402,545	5,129,257	3,104,180

Note : Based on the Treatment Month (excluding herbal medicine,including pharmacy in Treatment Amount and Benefit Amount)

제VI-5-1표

Table VI-5-1

질병소분류별 외래 다빈도

Outpatient Benefits by Frequency

순위 Rank	상병 기호 I.C.D	상 병 명 Diseases	진료실인원 Patients	내원일수 Visits	급여일수 Reimbursed Days	진료비 Medical Expense	급여비 Benefit
1	K05	치 은 염 및 치 주 질 환	7,749,448	16,259,663	30,640,096	730,118,306	509,039,808
2	J20	급 성 기 관 지 염	7,523,756	26,817,143	117,736,244	732,477,237	541,631,956
3	J30	혈 관 운 동 성 및 앨 리 지 성 비 염	3,277,559	8,191,473	51,629,670	246,480,103	178,180,259
4	I10	본 태 성 (원 발 성) 고 혈 압	3,016,786	20,781,835	738,516,990	1,460,513,642	1,033,170,264
5	K02	치 아 우 식	2,783,613	4,627,250	5,731,681	182,955,116	130,307,384
6	J06	다발성잇상세불명부위의급성상기도감염	2,663,708	5,258,832	23,715,896	139,309,229	100,708,816
7	J03	급 성 편 도 염	2,559,216	4,985,187	21,154,540	141,348,143	102,101,475
8	K04	치 수 및 근 단 주 위 조 직 의 질 환	2,242,102	7,573,854	11,725,686	321,768,368	227,382,770
9	M54	등 통 증	2,190,904	8,883,186	36,411,847	327,819,462	233,919,703
10	K29	위 염 및 십 이 지 장 염	2,122,706	3,734,315	35,839,151	169,667,859	115,824,950
11	A09	감염성잇상세불명기원의기타위장염및결	2,107,221	3,379,805	15,122,775	121,496,265	80,654,160
12	J02	급 성 인 두 염	2,074,987	4,099,036	17,816,140	108,474,429	79,010,550
13	J00	급 성 비 인 두 염 [감 기]	2,040,429	4,228,998	19,175,656	97,462,377	72,164,590
14	H10	결 막 염	1,973,102	3,370,178	10,789,157	111,275,510	81,451,378
15	L23	앨 리 지 성 접 촉 피 부 염	1,935,324	4,037,205	24,571,720	118,863,576	86,866,153
16	K21	위 - 식 도 역 류 병	1,877,494	3,957,549	63,573,714	240,512,616	161,551,988
17	J01	급 성 부 비 동 염	1,808,489	4,914,260	23,457,556	146,461,761	107,445,947
18	E11 2	형 당 뇨 병	1,504,727	10,342,600	345,803,359	1,038,952,237	711,481,461
19	J04	급 성 후 두 염 및 기 관 염	1,471,424	2,919,953	13,327,055	82,307,115	60,029,317
20	B35	백 선 증	1,296,836	2,872,045	23,545,820	123,243,850	87,184,492
21	M79	달 리 분 류 되 지 않 은 기 타 연 조 직 장 애	1,289,594	2,892,559	12,648,428	88,847,694	62,417,089
22	N40	전 립 선 증 식 중	1,271,347	5,730,888	198,799,343	456,826,900	305,489,383
23	H52	굴 절 및 조 절 의 장 애	1,179,269	1,621,437	3,763,406	75,974,247	53,018,279
24	J40	급성인지만성인지명시되지않은기관지염	1,140,040	2,240,506	11,420,920	72,530,129	50,079,038
25	L50	두 러 기	1,123,685	2,247,994	17,976,912	73,893,857	50,919,077
26	S33	요추및골반의관절및인대의탈구,염좌및긴	1,035,630	2,778,234	10,034,346	95,518,642	66,693,162
27	J32	만 성 부 비 동 염	995,658	2,766,271	13,305,124	99,844,049	69,542,027
28	M75	어 깨 병 변	988,275	4,467,564	21,210,606	165,974,252	113,762,027
29	K00	치 아 의 발 욱 및 맹 출 장 애	927,830	1,657,444	1,834,187	43,607,420	31,379,978
30	S93	발목및발부위의관절및인대의탈구,염좌및	913,187	2,106,955	6,454,746	82,798,688	55,429,885
31	K03	치 아 경 조 직 의 기 타 질 환	890,344	1,345,839	1,946,023	67,552,667	47,294,858
32	M17	무 립 관 절 증	854,996	4,584,266	35,086,138	201,203,839	141,207,748
33	M51	기 타 추 간 판 장 애	842,014	4,252,446	22,713,080	187,888,559	126,645,750
34	H04	눈 물 계 통 의 장 애	811,790	1,502,395	7,590,679	67,241,413	47,440,735
35	E78	지 질 단 백 질 대 사 장 애 및 기 타 지 질 증	810,477	2,301,197	94,117,150	180,807,721	122,281,887
36	K58	과 민 대 장 증 후 군	771,604	1,239,715	8,875,691	71,359,283	47,875,577
37	H66	화 농 성 및 상 세 불 명 의 중 이 염	756,299	3,127,687	13,083,625	87,912,045	65,270,105
38	K59	기 타 기 능 성 장 장 애	746,828	1,253,433	10,582,049	57,237,558	38,442,434
39	S63	손목및손부위의관절및인대의탈구,염좌및	745,200	1,484,782	4,731,542	55,234,682	37,598,118
40	K08	치 아 및 지 지 구 조 의 기 타 장 애	726,719	1,977,749	3,567,009	664,556,138	437,011,737
41	H00	맥 립 증 및 콩 다 래 끼	721,734	1,239,407	4,618,195	45,959,496	32,575,160
42	L30	기 타 피 부 염	712,796	1,312,200	8,484,482	44,805,185	30,542,420
43	K52	기 타 비 감 염 성 위 장 염 및 결 장 염	695,339	972,786	4,321,384	31,723,844	22,252,340
44	H60	외 이 염	687,469	1,584,324	4,475,022	36,851,747	26,967,931
45	M25	달 리 분 류 되 지 않 은 기 타 관 절 장 애	663,368	1,653,895	9,217,734	59,180,834	38,223,856
46	H16	각 막 염	662,972	1,248,058	4,395,867	48,704,431	34,558,346
47	J45	천 식	637,173	1,918,228	19,205,894	95,372,279	65,519,225
48	M65	윤 활 막 염 및 힘 줄 윤 활 막 염	635,003	1,658,807	7,499,610	53,423,653	37,109,432
49	R10	복 부 및 골 반 통 증	634,644	924,676	5,701,505	67,623,290	39,076,772
50	M48	기 타 척 추 병 증	633,600	3,866,849	30,304,074	190,391,920	130,798,369

주 : 수진기준 (한의분류 제외, 급여일수, 진료비와 급여비는 약국포함)

상병 급여현황(남자)

of Disease(Male)

(단위 : 명, 일, 천원)

Unit : Person, Day, KRW 1,000

순위 Rank	상병 기호 I.C.D	상 병 명 Diseases	진료실인원 Patients	내원일수 Visits	급여일수 Reimbursed Days	진료비 Medical Expense	급여비 Benefit
51	J10	확안된계절성인플루엔자바이러스에의한	624,996	905,801	4,235,154	33,150,029	22,861,261
52	K01	매 치 및 매 복 치	607,256	1,254,679	2,915,536	70,502,184	46,118,291
53	L02	피 부 의 농 양 , 중 기 및 큰 중 기	598,084	1,370,374	6,251,908	42,777,976	29,957,137
54	L03	연 조 직 염	590,009	1,278,159	5,347,855	42,334,977	28,924,715
55	M77	기 타 골 부 착 부 병 증	579,930	1,994,671	9,253,712	63,258,004	43,593,232
56	L24	자 극 물 접 촉 피 부 염	569,558	1,006,901	5,507,016	29,277,834	21,184,593
57	J21	급 성 세 기 관 지 염	565,815	1,735,882	7,622,945	49,199,957	36,941,928
58	Z46	기타장치의부착및조정을위하여보건서비	543,235	768,487	840,290	39,612,898	28,114,117
59	J11	바이러스가확인되지않은인플루엔자	528,201	787,816	3,675,507	27,489,618	19,119,837
60	S61	손 목 및 손 의 열 린 상 처	494,919	1,541,567	3,702,588	57,909,197	36,771,833
61	L21	지 루 피 부 염	489,174	1,012,343	6,920,086	31,303,281	22,234,671
62	K63	장 의 기 타 질 환	478,864	667,141	5,000,267	171,727,190	108,388,086
63	M47	척 추 증	475,283	2,127,752	9,183,217	91,137,753	65,702,056
64	J34	코 및 비 동 의 기 타 장 애	475,196	1,009,993	4,859,810	41,310,222	26,919,470
65	K12	구 내 염 및 관 련 병 변	439,624	716,271	2,576,323	18,317,518	12,976,927
66	J18	상 세 불 명 병 원 체 의 폐 렴	438,905	1,142,892	6,621,980	52,026,924	35,289,051
67	L20	아 토 피 성 피 부 염	437,396	1,058,900	8,923,870	43,411,911	29,587,301
68	S83	무릎의관절및인대의탈구,염좌및긴장	433,800	1,290,625	4,834,289	47,036,848	30,767,271
69	R07	목 구멍 및 가 습 의 통 증	431,555	696,422	11,042,670	61,014,379	34,674,027
70	J31	만 성 비 염 , 비 인 두 염 및 인 두 염	430,368	971,901	4,785,213	30,277,278	21,052,092
71	N34	요 도 염 및 요 도 증 후 군	428,913	1,032,757	4,964,796	62,977,648	44,059,254
72	K25	위 궤 양	423,730	850,323	13,000,558	58,216,137	38,604,001
73	M50	경 추 간 판 장 애	421,069	2,068,278	9,861,229	87,324,109	58,909,379
74	H40	녹 내 장	420,428	1,307,120	8,057,173	125,250,649	82,188,255
75	S13	목부위의관절및인대의탈구,염좌및긴장	413,034	966,790	3,420,463	34,119,293	23,493,987
76	H25	노 년 백 내 장	407,998	1,187,186	5,029,324	57,415,810	40,495,770
77	H35	기 타 망 막 장 애	403,009	1,043,907	10,581,290	136,083,299	101,520,205
78	M10	통 풍	398,259	1,665,813	37,117,246	78,069,633	51,779,100
79	S02	두 개 골 및 안 면 골 의 골 절	387,602	717,033	1,318,700	32,212,167	19,799,852
80	S01	머 리 의 열 린 상 처	386,316	1,090,288	2,337,697	55,976,904	32,147,271
81	K07	치 아 열 굴 이 상 [부 정 교 합 포 함]	385,261	600,317	1,773,849	21,645,302	14,687,002
82	M13	기 타 관 절 염	384,454	1,168,942	8,438,124	40,542,747	29,091,000
83	K76	간 의 기 타 질 환	381,180	617,729	9,814,191	51,764,607	33,151,759
84	I20	협 심 증	371,277	1,364,362	86,383,885	253,611,978	164,922,097
85	Z29	기 타 예 방 적 조 치 의 필 요	367,680	485,012	548,344	36,969,111	31,576,992
86	J22	상 세 불 명 의 급 성 하 기 도 감 염	363,456	796,305	3,537,450	22,049,220	16,253,424
87	H65	비 화 농 성 중 이 염	361,104	1,107,781	4,507,525	35,996,743	25,449,687
88	M19	기 타 관 절 증	359,902	1,059,260	8,854,185	43,862,383	29,758,503
89	B00	헤르페스바이러스[단순헤르페스]감염	357,019	569,008	2,705,729	19,708,135	14,041,723
90	S43	견갑대의관절및인대의탈구,염좌및긴장	352,259	944,102	3,448,769	31,141,251	21,321,292
91	J36	편 도 주 위 농 양	348,734	637,480	2,574,159	18,979,233	13,528,407
92	R51	두 통	340,595	525,185	5,644,878	33,381,802	19,181,047
93	R50	기 타 및 원 인 미 상 의 열	334,821	508,386	1,920,224	24,459,856	15,200,852
94	K64	치 핵 및 항 문 주 위 정 맥 혈 전 증	329,016	777,053	4,621,144	36,971,454	24,601,712
95	T15	외 안 의 이 물	325,010	471,321	1,162,940	22,998,066	15,964,096
96	H81	전 정 기 능 의 장 애	310,537	733,466	9,636,056	47,529,865	30,913,644
97	A04	기 타 세 균 성 장 감 염	306,182	421,395	1,880,110	14,246,625	9,862,449
98	R42	어 지 럼 증 및 어 지 럼	289,846	521,304	7,166,058	37,726,281	22,264,867
99	S23	흉곽의관절및인대의탈구,염좌및긴장	282,647	469,940	1,908,048	17,536,668	12,160,391
100	B02	대 상 포 진	281,897	817,808	4,596,463	44,811,208	30,800,863

Note : Based on the Treatment Month (excluding herbal medicine,including pharmacy in Treatment Amount and Benefit Amount)

제VI-5-1표

Table VI-5-1

질병소분류별 외래 다빈도

Outpatient Benefits by Frequency

순위 Rank	상병 기호 I.C.D	상 병 명 Diseases	진료실인원 Patients	내원일수 Visits	급여일수 Reimbursed Days	진료비 Medical Expense	급여비 Benefit
101	B08	달리분류되지않은피부및점막병변이특징	277,604	530,211	1,740,700	13,620,450	10,199,998
102	K30	기 능 성 소 화 불 량	277,373	428,713	3,793,322	17,975,116	11,774,095
103	N41	전 립 선 의 염 증 성 질 환	277,078	906,925	9,728,969	56,965,604	39,279,148
104	H61	외 이 의 기 타 장 애	274,232	423,543	1,001,960	14,674,623	10,421,410
105	B07	바 이 러 스 사 마 귀	269,026	766,620	1,416,505	44,175,441	29,884,954
106	L08	피 부 및 피 하 조 직 의 기 타 국 소 감 염	263,560	473,516	2,150,033	14,149,863	10,098,121
107	H11	결 막 의 기 타 장 애	261,662	402,454	1,362,629	18,882,000	13,011,764
108	S00	머 리 의 표 재 성 손 상	261,662	394,050	886,702	18,626,914	11,152,689
109	F41	기 타 불 안 장 애	248,061	1,369,013	25,859,410	71,955,363	50,235,870
110	I63	뇌 경 색 증	247,742	1,207,806	61,276,363	222,416,123	146,364,109
111	B18	만 성 바 이 러 스 간 염	245,365	1,050,881	39,073,436	268,417,210	175,209,613
112	L04	급 성 림 프 절 염	242,696	411,888	1,701,248	13,023,049	8,945,376
113	S60	손 목 및 손 의 표 재 성 손 상	240,176	361,237	1,054,129	15,443,602	9,797,489
114	R11	구 역 및 구 토	238,911	313,673	1,471,297	10,744,257	7,196,016
115	H01	눈 껍 풀 의 기 타 염 증	234,878	392,270	1,554,056	14,679,274	10,382,950
116	L25	상 세 불 명 의 접 촉 피 부 염	234,807	412,718	2,243,946	11,672,961	8,470,895
117	G47	수 면 장 애	234,717	723,604	13,460,785	29,055,136	20,087,800
118	E14	상 세 불 명 의 당 뇨 병	232,114	1,069,989	38,211,521	116,789,081	77,395,833
119	F32	우 울 에 피 소 드	229,688	1,534,112	28,662,568	92,079,766	63,841,257
120	J35	편 도 및 아 데 노 이 드 의 만 성 질 환	224,439	435,778	1,774,239	16,549,213	10,589,081
121	S80	아 래 다 리 의 표 재 성 손 상	213,313	392,778	1,300,799	14,541,066	9,508,544
122	L28	만 성 단 순 테 선 및 가 려 움 발 진	212,998	471,601	3,384,887	17,349,634	11,961,921
123	G44	기 타 두 통 증 후 군	211,630	375,418	4,261,746	24,426,749	14,879,205
124	A08	바 이 러 스 성 및 기 타 명 시 된 장 감 염	210,545	296,450	1,201,508	8,247,639	5,858,894
125	S62	손 목 및 손 부 위 의 골 절	207,718	1,039,107	2,406,826	43,530,812	27,456,065
126	J39	상 기 도 의 기 타 질 환	207,311	395,742	1,767,406	12,417,259	8,727,666
127	J38	달리분류되지않은성대및후두의질환	205,908	387,420	2,470,040	20,100,107	12,883,980
128	D12	결장,직장,항문및항문관의양성신생물	203,092	312,976	2,672,519	64,405,979	39,146,064
129	J37	만 성 후 두 염 및 후 두 기 관 염	196,982	407,887	2,359,622	14,846,786	10,046,319
130	H36	달리분류된질환에서의망막장애	196,835	560,196	13,045,340	58,084,300	36,024,271
131	S90	발 목 및 발 의 표 재 성 손 상	196,624	304,715	957,768	13,024,702	8,321,546
132	J41	단 순 성 및 점 액 화 농 성 만 성 기 관 지 염	194,635	414,073	2,337,088	12,480,873	9,109,112
133	L01	농 가 진	194,254	330,655	1,400,330	9,361,761	6,907,300
134	J42	상 세 불 명 의 만 성 기 관 지 염	190,800	404,530	2,921,431	14,615,908	10,090,503
135	L29	가 려 움	190,653	370,573	3,891,499	13,634,160	8,888,773
136	B30	바 이 러 스 결 막 염	185,759	386,673	1,123,465	11,014,956	7,918,400
137	R05	기 침	182,536	302,653	2,678,809	19,653,783	10,716,894
138	S53	팔꿈치의관절및인대의탈구,염좌및긴장	181,096	420,079	1,340,310	16,075,196	11,001,742
139	M62	근 육 의 기 타 장 애	179,064	407,199	1,602,814	12,647,629	8,738,196
140	K75	기 타 염 증 성 간 질 환	178,430	368,984	8,458,458	31,552,571	19,954,866
141	T14	상 세 불 명 의 신 체 부 위 의 손 상	177,894	304,864	944,206	11,323,982	7,053,885
142	H90	전 음 성 및 감 각 신 경 성 청 력 소 실	175,280	309,012	1,537,952	17,681,611	11,075,534
143	N20	신 장 및 요 관 의 결 석	173,578	454,483	4,640,271	135,859,982	85,410,076
144	L84	티 눈 및 군 은 살	173,279	398,026	968,181	18,460,884	12,849,971
145	D23	피 부 의 기 타 양 성 신 생 물	172,927	367,960	923,349	19,511,243	12,667,243
146	N31	달리분류되지않은방광의신경근육기능장애	170,578	459,554	12,403,698	36,358,983	24,460,784
147	T85	기타내부인공삽입장치,삽입물및이식편의	169,810	211,627	330,831	7,709,400	5,381,649
148	M72	섬 유 모 세 포 장 애	166,443	507,369	2,452,201	15,598,420	10,682,632
149	M53	달리분류되지않은기타등병증	163,105	490,926	1,793,013	21,408,577	15,238,689
150	M76	발을제외한다리의골부착부병증	157,676	400,192	1,689,874	12,789,686	8,779,210

주 : 수진기준 (한의분류 제외, 급여일수, 진료비와 급여비는 약국포함)

상병 급여현황(남자) <계속>

of Disease(Male) <Cont'd>

(단위 : 명, 일, 천원)

Unit : Person, Day, KRW 1,000

순위 Rank	상병 기호 I.C.D	상 병 명 Diseases	진료실인원 Patients	내원일수 Visits	급여일수 Reimbursed Days	진료비 Medical Expense	급여비 Benefit
151	R04	기 도 출 혈	152,705	272,416	1,095,791	13,769,810	8,465,531
152	G43	편 두	152,436	285,340	3,327,603	15,430,596	9,994,159
153	K26	심 이 지 장 궤 양	150,850	275,254	4,530,963	22,094,815	14,251,337
154	S22	늑 골 , 흉 골 및 흉 추 의 골 절	149,417	412,715	2,481,285	20,862,921	13,426,940
155	H93	달 리 분 류 되 지 않 은 귀 의 기 타 장 애	148,904	345,035	4,136,714	17,784,283	11,023,471
156	S91	발 목 및 발 의 열 린 상 처	146,938	401,840	1,026,061	13,975,677	9,202,714
157	H19	달 리 분 류 된 질환에서의공막및각막의장애	144,709	286,011	1,053,791	11,260,105	8,044,555
158	S20	흉 부 의 표 재 성 손 상	142,087	207,867	906,975	9,144,921	5,892,138
159	S92	발 목 을 제 외 한 발 의 골 절	142,063	634,004	1,801,627	29,430,085	18,796,105
160	J44	기 타 만 성 폐 색 성 폐 질 환	140,736	566,574	16,247,145	72,817,973	46,511,088
161	I11	고 혈 압 성 심 장 병	138,554	591,841	28,798,565	66,137,402	44,210,848
162	M23	무 료 의 내 부 장 애	138,098	390,955	2,608,455	15,228,974	9,690,128
163	F51	비 기 질 성 수 면 장 애	138,085	615,683	11,965,025	25,031,918	17,846,618
164	N18	만 성 신 장 병	137,788	4,437,612	36,189,961	879,232,732	772,571,227
165	R73	혈 당 치 상 승	136,980	221,422	3,608,517	11,806,926	7,726,712
166	K27	상 세 불 명 부 위 의 소 화 성 궤 양	135,081	261,327	2,953,991	11,009,314	7,748,732
167	L72	피 부 및 피 하 조 직 의 모 낭	134,393	388,150	1,021,092	18,604,666	11,835,167
168	H26	기 타 백 내 장	132,595	325,412	1,441,118	35,240,672	23,015,528
169	N48	음 경 의 기 타 장 애	130,793	199,494	994,404	6,950,109	4,725,007
170	S81	아 래 다 리 의 열 린 상 처	128,023	420,071	1,029,474	14,614,635	9,555,792
171	I25	만 성 허 혈 심 장 병	122,486	399,720	28,478,566	83,718,787	54,501,168
172	H02	눈 껍 폴 의 기 타 장 애	119,393	324,981	980,682	19,081,914	12,831,423
173	I48	심 방 세 동 및 조 동	118,999	510,563	28,387,285	89,648,871	57,895,586
174	L73	기 타 모 낭 장 애	115,830	253,492	2,300,536	9,086,785	6,035,715
175	L60	손 발 톱 장 애	114,656	352,234	1,106,254	11,965,197	8,055,006
176	L85	기 타 표 피 의 비 후	114,265	198,522	1,402,271	6,471,738	4,601,685
177	S06	두 개 내 손 상	113,150	210,071	3,561,373	26,339,476	15,120,058
178	J15	달 리 분 류 되 지 않 은 세 균 성 폐 렴	112,740	258,013	1,507,666	10,753,363	7,409,940
179	R94	기 능 검 사 의 이 상 결 과	111,988	181,060	2,780,913	14,203,416	7,855,597
180	N39	비 뇨 계 통 의 기 타 장 애	110,682	201,496	2,021,598	11,473,864	7,340,919
181	M67	윤 활 막 및 힘 줄 의 기 타 장 애	110,209	226,157	814,567	8,043,877	5,283,750
182	H91	기 타 청 력 소 실	109,453	241,941	1,372,155	15,271,072	9,064,895
183	C16	위 의 악 성 신 생 물	103,976	626,608	7,621,876	123,738,431	113,117,021
184	R31	상 세 불 명 의 혈 뇨	101,735	225,901	2,618,452	23,998,276	13,248,786
185	F00	알 츠 하 이 머 병 에서 의 치 매 (G30.-+)	100,993	545,698	16,921,123	73,081,505	50,339,889
186	K70	알 콜 성 간 질 환	100,349	290,388	8,657,378	33,379,883	20,327,020
187	Z96	기 타 기 능 성 삽 입 물 의 존 재	99,904	341,782	1,284,370	15,764,736	11,087,058
188	N30	방 광 염	98,948	177,298	1,367,100	9,495,109	6,542,660
189	L40	건 선	97,029	493,435	3,403,767	42,767,151	31,551,967
190	R91	폐 의 진 단 영 상 검 사 상 이 상 소 견	96,352	175,418	709,894	16,245,220	7,891,870
191	H43	유 리 체 의 장 애	95,986	164,556	1,110,373	11,600,609	7,451,261
192	S05	눈 및 안 와 의 손 상	95,571	168,993	466,130	8,111,564	4,830,781
193	T16	귀 의 이 물	94,046	122,341	251,842	4,106,703	2,861,649
194	I73	기 타 말 초 혈 관 질 환	93,868	230,295	6,681,623	17,495,666	12,317,367
195	R06	호 흡 의 이 상	93,514	156,191	1,537,225	14,486,912	7,842,984
196	K73	달 리 분 류 되 지 않 은 만 성 간 염	93,482	211,532	4,829,889	16,555,320	11,020,551
197	R52	달 리 분 류 되 지 않 은 통 증	92,853	162,296	1,323,428	8,796,488	5,369,661
198	L63	원 형 탈 모 증	92,759	433,451	1,317,136	15,757,324	10,459,533
199	I67	기 타 뇌 혈 관 질 환	92,325	285,918	11,376,641	39,949,140	25,266,359
200	S52	아 래 팔 의 골 절	87,930	512,412	1,214,789	23,970,703	14,682,297

Note : Based on the Treatment Month (excluding herbal medicine,including pharmacy in Treatment Amount and Benefit Amount)

제VI-5-2표

Table VI-5-2

질병소분류별 외래 다빈도

Outpatient Benefits by Frequency

순위 Rank	상병 기호 I.C.D	상 병 명 Diseases	진료실인원 Patients	내원일수 Visits	급여일수 Reimbursed Days	진료비 Medical Expense	급여비 Benefit
1	J20	급 성 기 관 지 염	9,243,981	31,595,234	139,298,384	865,195,490	635,560,049
2	K05	치 은 염 및 치 주 질 환	8,075,787	15,915,139	27,389,936	707,725,893	494,499,286
3	J30	혈 관 운 동 성 및 앨 러 지 성 비 염	3,754,024	8,768,463	52,818,847	260,013,171	187,705,894
4	J06	다발성및상세불명부위의급성상기도감염	3,329,783	6,683,782	30,265,875	177,506,931	128,083,572
5	K29	위 염 및 십 이 지 장 염	3,186,638	5,839,832	50,684,184	242,236,911	166,814,463
6	J03	급 성 편 도 염	3,142,679	6,269,379	26,710,611	176,111,182	126,913,923
7	K02	치 아 우 식	3,087,066	5,091,783	6,120,901	194,194,633	138,394,298
8	I10	본 태 성 (원 발 성) 고 혈 압 증	3,028,720	22,992,993	779,469,989	1,553,116,968	1,113,140,623
9	M54	등 통 증	3,025,403	14,781,374	59,734,260	514,588,088	375,384,643
10	H10	결 막 염	2,716,477	4,707,583	16,271,557	162,943,214	119,001,534
11	L23	앨 러 지 성 접 촉 피 부 염	2,681,415	5,176,781	27,460,890	144,971,113	105,611,272
12	J02	급 성 인 두 염	2,657,759	5,284,490	22,954,907	139,354,830	101,007,879
13	K21	위 식 도 역 류 병	2,547,690	5,560,405	78,262,226	305,927,944	207,174,767
14	J00	급 성 비 인 두 염 [감 기]	2,452,771	5,122,779	23,485,224	118,084,182	87,251,914
15	A09	감염성및상세불명기원의기타위장염및결	2,340,764	3,704,819	16,796,312	137,820,438	90,140,135
16	J01	급 성 부 비 동 염	2,106,125	5,333,981	24,863,142	158,095,715	115,221,045
17	K04	치 수 및 근 단 주 위 조 직 의 질 환	2,054,851	6,965,930	10,216,056	290,429,982	205,522,099
18	M17	무 료 관 절 증	2,001,223	12,792,807	99,306,389	583,261,233	411,713,677
19	J04	급 성 후 두 염 및 기 관 염	1,965,258	3,958,444	17,873,881	111,558,923	81,013,085
20	M79	달 리분 류 되 지 않 은 기 타 연 조 직 장 애	1,782,926	4,494,534	21,629,999	138,882,314	98,227,109
21	H04	눈 물 계 통 의 장 애	1,631,543	3,058,477	15,405,459	143,687,149	101,957,913
22	N30	방 광 염	1,533,405	3,464,161	19,927,786	132,944,483	91,799,805
23	N76	질 및 외 음 부 의 기 타 염 증	1,500,631	2,897,728	12,591,332	109,639,529	75,174,427
24	J40	급성인지만성인지명시되지않은기관지염	1,459,866	2,987,849	15,228,731	95,173,362	66,008,091
25	H52	굴 절 및 조 절 의 장 애	1,415,136	1,969,660	5,336,686	98,033,951	68,477,698
26	L50	두 드 러 기	1,408,482	2,719,536	19,977,760	87,845,246	60,302,076
27	M75	여 껌 병	1,261,015	6,340,939	28,202,473	225,434,504	156,703,081
28	E78	지 질 단 백 질 대 사 장 애 및 기 타 지 질 증	1,221,937	4,218,342	165,031,547	291,958,784	200,351,964
29	E11	2 형 당 뇨 병	1,211,531	8,776,611	279,546,683	862,205,388	598,176,574
30	N72	자 궁 경 부 의 염 증 성 질 환	1,205,414	2,107,154	8,963,285	88,020,478	59,875,831
31	J32	만 성 부 비 동 염	1,174,116	3,094,722	14,244,292	106,989,716	74,941,285
32	H16	각 막 염	1,157,086	2,201,368	8,557,263	92,496,412	65,859,908
33	M48	기 타 척 추 병 증	1,072,496	6,749,057	51,981,219	329,740,443	232,408,683
34	M51	기 타 추 간 판 장 애	1,057,637	5,830,217	29,218,387	244,006,884	169,650,696
35	R10	복 부 및 굴 반 통 증	1,050,129	1,562,564	8,756,518	100,610,217	59,232,361
36	S33	요추및골반의관절및인대의탈구,염좌및긴	1,048,178	3,175,171	11,188,102	102,952,091	73,041,231
37	B35	백 선 증	1,035,337	2,476,135	19,540,155	106,338,502	75,902,399
38	H00	맥 림 종 및 콩 다 래 끼	1,013,928	1,698,879	6,276,025	61,489,217	43,512,817
39	S93	발목및발부위의관절및인대의탈구,염좌및	1,000,535	2,549,784	7,510,311	94,281,955	63,730,429
40	M65	윤 활 막 염 및 힘 줄 윤 활 막 염	968,376	2,788,770	12,212,850	88,524,599	61,485,598
41	K03	치 아 경 조 직 의 기 타 질 환	966,433	1,425,550	1,956,054	66,056,667	46,357,147
42	B37	칸 디 다 증	958,016	1,774,196	7,805,682	68,148,286	47,216,128
43	K00	치 아 의 발 욱 및 맹 출 장 애	914,325	1,694,751	1,850,250	42,761,140	30,922,118
44	M25	달 리분 류 되 지 않 은 기 타 관 절 장 애	900,033	2,533,692	15,006,070	87,731,102	57,760,289
45	K59	기 타 기 능 성 장 장 애	898,065	1,467,675	12,873,368	63,570,061	42,719,225
46	M81	병 적 굴 절 이 없 는 골 다 공 증	872,817	2,843,119	66,051,523	195,045,481	133,353,934
47	K58	과 민 대 장 증 후 군	855,177	1,352,255	9,020,587	70,439,088	47,443,714
48	H60	외 이 염	854,330	1,862,267	5,428,084	43,389,085	31,848,808
49	L30	기 타 피 부 염	817,609	1,389,065	7,862,785	44,235,866	30,151,329
50	K52	기 타 비 감 염 성 위 장 염 및 결 장 염	802,368	1,136,531	5,096,759	36,364,294	25,534,243

주 : 수진기준 (한의분류 제외, 급여일수, 진료비와 급여비는 약국포함)

상병 급여현황(여자)

of Disease(Female)

(단위 : 명, 일, 천원)

Unit : Person, Day, KRW 1,000

순위 Rank	상병 기호 I.C.D	상 병 명 Diseases	진료실인원 Patients	내원일수 Visits	급여일수 Reimbursed Days	진료비 Medical Expense	급여비 Benefit
51	H66	화농성 및 상 세 불 명 의 중 이 염	797,835	3,055,340	12,633,577	86,663,951	63,556,660
52	L24	자 극 물 접 촉 피 부 염	783,634	1,281,643	6,183,631	35,450,609	25,498,416
53	J45	천식	764,456	2,200,304	23,852,246	113,416,431	77,780,053
54	J10	확인된게절성인플루엔자바이러스에의한	741,163	1,091,311	5,027,420	39,477,496	27,176,205
55	M47	척추증	722,684	3,712,546	15,655,199	149,002,893	109,691,587
56	K08	치 아 및 지 구 조 의 기 타 장 애	707,150	2,038,885	3,527,762	711,875,079	470,343,324
57	M13	기 타 관 절 염	700,452	2,357,948	17,933,505	82,644,379	59,948,023
58	N95	폐 경 및 기 타 폐 경 전 후 장 애	688,714	2,050,126	85,455,165	86,339,818	57,069,047
59	S63	손목및손부위의관절및인대의탈구,염좌및	676,447	1,480,878	4,875,659	50,906,712	35,171,210
60	H81	전 정 기 능 의 장 애	675,642	1,585,584	18,146,412	97,977,686	64,885,492
61	M77	기 타 골 부 착 부 병 증	653,557	2,331,926	10,171,944	72,202,418	49,738,034
62	K01	매 물 치 및 매 북 치	645,144	1,391,085	3,188,166	75,496,483	49,756,590
63	M19	기 타 관 절 증	630,211	1,972,219	22,023,886	91,318,882	61,808,955
64	J11	바이러스가확인되지않은인플루엔자	622,942	936,264	4,348,230	32,610,045	22,568,119
65	J21	급 성 세 기 관 지 염	618,583	1,747,660	7,677,040	49,548,987	36,945,883
66	L03	연 조 직 염	616,498	1,230,296	5,066,190	38,745,955	27,018,087
67	L02	피 부 의 농 양 , 종 기 및 큰 종 기	609,008	1,221,370	5,223,689	36,643,463	25,943,424
68	H25	노 년 백 내 장	592,647	1,718,181	6,534,739	84,174,317	60,584,979
69	Z46	기타장치의부착및조정을위하여보건서비	589,842	824,627	901,589	44,942,944	31,969,425
70	Z34	정 상 임 신 의 관 리	576,351	4,139,428	8,220,414	352,364,198	293,490,611
71	R42	어 지 럼 증 및 어 지 럼	549,149	960,738	11,871,810	64,582,347	39,271,133
72	R51	두	543,331	861,136	9,791,030	54,407,488	31,858,331
73	K12	구 내 염 및 관 련 병 변	542,317	883,593	3,349,014	22,785,483	16,213,056
74	B00	헤르페스바이러스[단순헤르페스]감염	541,261	844,776	3,925,769	28,891,627	20,585,278
75	J31	만 성 비 염 , 비 인 두 염 및 인 두 염	523,392	1,158,585	5,437,755	35,220,558	24,597,233
76	H35	기 타 망 막 장 애	516,210	1,202,914	12,614,054	132,574,045	93,838,331
77	M50	경 추 간 판 장 애	514,431	2,484,920	10,294,999	99,124,191	68,289,558
78	S13	목부위의관절및인대의탈구,염좌및긴장	501,352	1,337,465	4,219,885	43,531,741	30,329,136
79	H40	녹 내 장	485,688	1,395,087	8,855,062	132,193,240	87,884,658
80	J18	상 세 불 명 병 원 체 의 폐 렴	484,172	1,198,992	6,534,928	50,706,174	34,676,721
81	L20	아 토 피 성 피 부 염	480,019	1,002,588	7,621,686	37,289,146	25,770,590
82	N93	기 타 이 상 자 궁 및 질 출 혈	473,889	762,141	3,046,133	36,736,832	23,501,176
83	K25	위 궤 양	471,838	962,788	12,917,510	57,063,296	38,795,730
84	J34	코 및 비 동 의 기 타 장 애	471,649	934,206	4,275,869	34,206,754	23,209,428
85	K07	치 아 열 굴 이 상 [부 정 교 합 포 함]	467,595	875,660	3,204,632	33,632,903	22,448,370
86	N64	유 방 의 기 타 장 애	454,951	575,162	1,579,513	22,394,366	13,678,328
87	J22	상 세 불 명 의 급 성 하 기 도 감 염	452,841	993,869	4,429,743	27,503,379	20,179,575
88	F32	우 울 명 예 피 소 드	450,673	3,259,148	62,168,022	192,145,933	134,728,050
89	R07	목 구 물 및 가 슴 의 통 증	440,594	705,673	10,802,155	57,599,353	32,936,397
90	E03	기 타 갑 상 선 기 능 저 하 증	439,522	1,757,289	80,453,628	112,629,373	73,680,068
91	B02	대 상 포 진	436,332	1,211,749	6,609,767	65,386,303	45,228,614
92	J36	편 도 주 위 농 양	419,908	789,364	3,244,863	23,106,454	16,556,177
93	K30	기 능 성 소 화 불 량	411,220	638,735	5,337,726	25,431,276	16,659,464
94	F41	기 타 불 안 장 애	399,389	2,100,008	38,030,711	106,798,104	75,457,437
95	H65	비 화 농 성 중 이 염	395,638	1,136,387	4,594,168	36,819,512	25,957,308
96	D25	자 궁 의 평 활 근 종	386,333	718,563	5,336,945	37,535,716	20,441,386
97	G43	편 두 통	381,292	842,836	11,486,681	46,619,668	30,456,573
98	N91	무 월 경 , 소 량 및 희 발 월 경	376,237	551,664	2,072,599	20,275,558	13,294,409
99	L04	급 성 림 프 절 염	374,061	649,650	2,707,929	20,236,813	13,870,121
100	S83	무릎의관절및인대의탈구,염좌및긴장	373,770	1,162,874	4,817,486	40,359,860	27,382,979

Note : Based on the Treatment Month (excluding herbal medicine,including pharmacy in Treatment Amount and Benefit Amount)

제VI-5-2표

Table VI-5-2

질병소분류별 외래 다빈도

Outpatient Benefits by Frequency

순위 Rank	상병 기호 I.C.D	상 병 명 Diseases	진료실인원 Patients	내원일수 Visits	급여일수 Reimbursed Days	진료비 Medical Expense	급여비 Benefit
101	R50	기 타 및 원 인 미 상 의 열	370,854	562,832	2,170,544	26,770,714	16,458,239
102	H01	눈 껍 풀 의 기 타 염 증	368,663	613,565	2,389,057	24,085,182	17,029,173
103	S61	손 목 및 손 의 열 린 상 처	367,533	1,157,827	2,765,839	40,180,562	25,903,023
104	Z29	기 타 예 방 적 조 치 의 필 요	366,306	482,175	560,727	36,011,595	30,752,333
105	L21	지 루 피 부 염	365,561	685,969	4,135,655	19,852,244	14,072,594
106	R11	구 역 및 구 토	361,564	475,476	2,402,121	17,224,073	11,316,174
107	G44	기 타 두 통 증 후 군	358,677	671,559	8,147,113	42,465,591	26,394,360
108	K76	간 의 기 타 질 환	349,945	533,323	6,647,679	44,982,779	29,005,478
109	A04	기 타 세 균 성 장 감 염	348,063	495,199	2,326,951	17,021,181	11,824,526
110	H11	결 막 의 기 타 장 애	332,532	505,314	2,180,163	23,561,026	16,421,783
111	G47	수 면 장 애	326,801	1,009,261	20,129,524	37,453,584	26,390,778
112	E04	기 타 비 독 성 고 이 터	326,078	682,734	13,450,101	46,202,872	25,708,406
113	S43	견갑대의관절및인대의탈구,염좌및긴장	325,796	963,138	3,244,536	29,229,840	20,645,121
114	N39	비 뇨 계 통 의 기 타 장 애	319,831	656,928	7,419,810	41,250,958	26,190,112
115	K63	장 의 기 타 질 환	317,689	447,127	3,173,708	103,641,723	66,006,386
116	L25	상 세 불 명 의 접 촉 피 부 염	312,652	512,365	2,572,196	14,136,454	10,096,168
117	S02	두 개 골 및 안 면 골 의 골 절	310,872	551,944	928,291	21,532,338	14,098,136
118	J38	달리분류되지않은성대및후두의질환	303,398	563,409	3,329,021	26,639,366	17,847,317
119	K64	치 핵 및 항 문 주 위 정 맥 혈 전 증	296,925	689,239	4,099,681	33,323,081	22,176,002
120	L08	피 부 및 피 하 조 직 의 기 타 국 소 감 염	296,572	510,820	2,093,606	14,715,702	10,528,478
121	C73	갑 상 선 의 악 성 신 생 물	288,175	1,077,777	79,667,758	130,176,630	102,992,480
122	D24	유 방 의 양 성 신 생 물	287,979	493,675	1,162,009	24,686,437	13,777,086
123	S23	흉곽의관절및인대의탈구,염좌및긴장	285,303	523,290	2,103,685	18,679,243	13,223,128
124	J35	편 도 및 아 데 노 이 드 의 만 성 질 환	283,976	543,791	2,213,907	19,061,769	12,607,619
125	D50	철 결 핏 빈 혈	278,675	570,689	13,663,606	29,528,787	19,433,223
126	J37	만 성 후 두 염 및 후 두 기 관 염	276,778	583,365	3,025,965	20,462,864	14,070,609
127	N31	달리분류되지않은방광의신경근육기능장	276,307	754,353	18,227,761	50,908,248	34,090,363
128	L29	가 러 움	273,041	476,422	3,493,838	16,553,056	11,259,027
129	I20	협 심 증	268,758	999,603	58,118,421	168,832,048	111,311,554
130	J39	상 기 도 의 기 타 질 환	268,104	517,705	2,309,210	16,144,514	11,369,387
131	H61	외 이 의 기 타 장 애	267,056	399,507	982,737	13,468,499	9,665,967
132	B08	달리분류되지않은피부및점막병변이특징	259,454	491,251	1,608,039	12,491,730	9,358,357
133	F00	알 츠 하 이 머 병 에 서 의 치 매 (G30.-+)	255,591	1,527,960	47,599,897	197,714,983	138,912,246
134	N92	과 다 , 빈 발 및 불 규 칙 월 경	254,707	375,301	1,196,003	13,973,719	8,851,338
135	J41	단순성및점액화농성만성기관지염	253,157	534,405	2,864,250	15,702,778	11,508,650
136	M53	달 리 분 류 되 지 않 은 기 타 등 병 증	249,741	814,110	2,899,926	33,620,621	24,062,400
137	R68	기 타 전 신 증 상 및 징 후	245,278	294,208	543,920	6,156,108	3,956,779
138	R05	기 침	239,381	405,340	3,925,898	25,934,943	14,101,751
139	N94	여성생식기관및월경주기와관련된통증및	236,558	378,743	1,390,306	10,341,504	6,604,880
140	J42	상 세 불 명 의 만 성 기 관 지 염	232,639	487,595	3,022,318	16,344,714	11,569,080
141	H19	달리분류된질환에서의공막및각막의장애	227,726	437,420	1,729,950	18,554,809	13,317,176
142	B07	바 이 러 스 사 마 귀	224,911	612,863	1,052,858	33,484,139	22,767,035
143	A08	바 이 러 스 성 및 기 타 명 시 된 장 감 염	224,862	311,699	1,289,896	8,748,868	6,184,032
144	N60	양 성 유 방 형 성 이 상	221,080	343,469	1,091,019	15,923,207	8,399,297
145	M62	근 육 의 기 타 장 애	220,453	557,408	2,052,693	15,897,815	11,303,461
146	L28	만 성 단 순 태 선 및 가 러 움 발 진	217,453	418,248	2,498,208	14,171,338	9,789,008
147	M72	섬 유 모 세 포 장 애	215,548	711,811	3,313,880	21,218,728	14,676,507
148	N86	자 궁 경 부 의 미 란 및 외 반	215,464	367,062	1,374,112	17,834,024	12,364,704
149	S00	머 리 의 표 재 성 손 상	214,872	335,492	847,035	15,106,310	9,226,951
150	N73	기 타 여 성 골 반 염 증 질 환	213,452	435,213	2,130,130	22,417,180	14,925,349

주 : 수진기준 (한의분류 제외, 급여일수, 진료비와 급여비는 약국포함)

상병 급여현황(여자) <계속>

of Disease(Female) <Cont'd>

(단위 : 명, 일, 천원)
Unit : Person, Day, KRW 1,000

순위 Rank	상병 기호 I.C.D	상 병 명 Diseases	진료실인원 Patients	내원일수 Visits	급여일수 Reimbursed Days	진료비 Medical Expense	급여비 Benefit
151	K27	상 세 불 명 부 위 의 소 화 성 궤 양	209,764	399,213	3,883,623	15,196,733	10,889,509
152	F51	비 기 질 성 수 면 장 애	201,983	903,161	17,200,348	36,439,351	26,257,972
153	H93	달 리 분 류 되 지 않 은 귀 의 기 타 장 애	200,501	449,051	4,746,891	23,052,846	14,530,175
154	H36	달 리 분 류 된 질 환 에 서 의 망 막 장 애	199,954	585,042	14,408,863	56,088,755	36,257,309
155	H90	전 음 성 및 감 각 신 경 성 청 력 소 실	198,434	343,144	1,721,067	19,975,199	12,790,822
156	H26	기 타 백 내 장	196,697	467,997	2,193,123	57,909,999	38,661,466
157	B18	만 성 바 이 러 스 간 염	195,365	762,596	23,863,526	190,662,369	124,328,056
158	Z39	분 만 후 관 리 및 검 사	192,875	294,569	875,933	5,514,905	3,192,643
159	I63	뇌 경 색	192,262	937,004	44,529,622	166,602,145	111,026,814
160	L01	농 가 진	191,012	319,598	1,310,680	8,809,150	6,496,179
161	B30	바 이 러 스 결 막 염	191,007	386,150	1,113,471	10,998,056	7,901,416
162	S01	머 리 의 열 린 상 처	190,593	508,737	1,128,932	24,791,458	14,399,660
163	E14	상 세 불 명 의 당 뇨 병	190,098	875,580	29,988,275	94,349,105	63,422,324
164	M15	다 발 관 절 증	189,708	634,692	10,615,887	33,526,184	22,647,282
165	S80	아 래 다 리 의 표 재 성 손 상	189,468	379,891	1,379,086	13,542,611	9,057,137
166	H02	눈 껍 풀 의 기 타 장 애	186,934	473,872	1,678,697	28,974,034	19,904,376
167	S60	손 목 및 손 의 표 재 성 손 상	185,834	293,014	886,273	11,786,209	7,583,611
168	S92	발 목 을 제 외 한 발 의 골 절	182,747	879,005	2,680,987	38,383,049	25,095,045
169	S90	발 목 및 발 의 표 재 성 손 상	182,396	285,092	913,085	11,636,241	7,481,784
170	C50	유 방 의 악 성 신 생 물	180,511	2,034,620	37,135,662	586,464,345	543,845,336
171	N63	유 방 의 상 세 불 명 의 덩 이	179,762	282,311	767,945	15,191,469	8,976,846
172	E05	갑 상 선 독 증 [갑 상 선 기 능 항 진 증]	178,334	862,191	24,728,869	57,998,609	34,174,360
173	N87	자 궁 경 부 의 이 형 성	178,304	417,713	1,774,305	31,538,949	17,853,816
174	A63	달 리 분 류 되 지 않 은 기 타 주 로 성 행 위 로 전 파	176,147	331,878	1,355,389	24,695,228	17,021,750
175	T14	상 세 불 명 의 신 체 부 위 의 손 상	173,856	298,209	941,676	10,478,904	6,590,628
176	L84	티 눈 및 균 은 살	170,982	380,369	858,726	17,330,499	12,151,370
177	D23	피 부 의 기 타 양 성 신 생 물	170,230	335,640	762,704	17,003,716	10,905,396
178	T15	외 안 의 이 물	169,163	248,677	749,280	11,448,641	8,102,749
179	F06	뇌 손상, 뇌 기능 이상 및 신체 질환에 의한 기타	166,508	492,451	17,714,301	49,205,368	32,645,465
180	S22	늑 골 , 흉 골 및 흉 주 의 골 절	166,225	528,846	4,839,474	30,989,588	20,193,537
181	M23	무 릎 의 내 부 장 애	165,733	531,671	4,230,328	22,030,088	14,100,459
182	G56	팔 의 단 일 신 경 병 증	165,254	513,851	3,765,869	29,144,743	18,853,822
183	I11	고 혈 압 성 심 장 병	163,806	764,987	35,214,507	80,538,340	54,651,254
184	N10	급 성 세 뇨 관 - 간 질 신 장 염	161,875	342,417	2,383,680	18,670,734	11,541,642
185	T85	기타내부인공삽입장치,삽입물및이식편의	160,575	190,829	270,099	6,407,006	4,562,601
186	M76	발 을 제 외 한 다 리 의 골 부 착 부 병 증	159,982	416,756	1,639,948	13,392,139	9,320,132
187	R73	혈 당 치 상 승	156,988	249,859	3,705,298	12,197,554	8,054,793
188	Z96	기 타 기 능 성 삽 입 물 의 존 재	153,879	511,294	2,195,390	25,212,197	17,872,829
189	S53	팔꿈치의관절및인대의탈구,염좌및긴장	153,045	370,154	1,113,792	13,940,370	9,641,645
190	H43	유 리 체 의 장 애	152,962	244,114	1,545,895	16,445,771	10,859,330
191	I67	기 타 뇌 혈 관 질 환	152,373	494,366	19,587,596	71,012,198	45,247,035
192	M43	기 타 변 형 성 등 병 증	152,368	626,599	5,458,518	33,517,856	22,169,575
193	N97	여 성 불 임	148,962	1,074,871	3,189,129	115,035,511	78,370,770
194	E07	갑 상 선 의 기 타 장 애	148,701	227,576	3,362,974	15,203,877	9,905,561
195	J15	달 리 분 류 되 지 않 은 세 균 성 폐 렴	143,349	314,556	1,739,418	12,218,836	8,526,561
196	I73	기 타 말 초 혈 관 질 환	140,454	321,296	8,382,958	20,527,468	14,441,138
197	M67	윤 활 막 및 힘 줄 의 기 타 장 애	138,068	285,088	1,113,410	10,089,981	6,657,567
198	D34	갑 상 선 의 양 성 신 생 물	135,950	244,440	3,823,321	15,243,880	8,476,528
199	D12	결장,직장,항문및항문관의양성신생물	132,452	204,234	1,640,094	38,885,646	23,818,026
200	R60	달 리 분 류 되 지 않 은 부 종	131,832	252,512	3,570,901	14,959,357	9,216,763

Note : Based on the Treatment Month (excluding herbal medicine,including pharmacy in Treatment Amount and Benefit Amount)

제VI-6표

Table VI-6

한방 22대 분류별

Benefits by Classification of

구 분 Division		진료실인원 Patients	내원일수 Visits	급여일수 Reimbursed Days	진료비 Medical Expense
계 Total	계(T)	12,679,505	105,093,439	115,014,592	2,819,499,014
	입원(I.P)	344,548	3,117,374	3,201,327	349,746,875
	외래(O.P)	12,461,457	101,976,065	111,813,265	2,469,752,140
1. 특정감염성 및 기생충성 질환 (A00 - B99)	계(T) 입원(I.P) 외래(O.P)	28,884 1,026 28,029	146,277 7,676 138,601	164,835 8,021 156,814	3,819,277 727,238 3,092,039
2. 신생물 (C00 - D48)	계(T) 입원(I.P) 외래(O.P)	47,484 18,566 32,511	589,692 175,448 414,244	659,262 188,608 470,654	23,224,826 12,680,684 10,544,142
3. 혈액 및 조혈기관의 질환과 면역기전을 침범한 특정 장애(D50 - D89)	계(T) 입원(I.P) 외래(O.P)	3,128 125 3,009	17,340 382 16,958	21,772 382 21,390	440,021 58,835 381,186
4. 내분비, 영양 및 대사질환 (E00 - E90)	계(T) 입원(I.P) 외래(O.P)	38,570 1,713 36,897	236,954 3,790 233,164	253,959 3,910 250,049	6,075,782 933,261 5,142,521
5. 정신 및 행동장애 (F00 - F99)	계(T) 입원(I.P) 외래(O.P)	102,479 16,381 86,200	449,843 5,753 444,090	533,965 5,989 527,976	19,196,770 9,598,734 9,598,036
6. 신경계의 질환 (G00 - G99)	계(T) 입원(I.P) 외래(O.P)	613,255 33,594 585,157	4,265,929 125,564 4,140,365	4,598,208 130,995 4,467,213	123,023,327 26,772,559 96,250,768
7. 눈및눈부숙기의 질환 (H00 - H59)	계(T) 입원(I.P) 외래(O.P)	46,065 233 45,871	348,747 1,217 347,530	367,746 1,276 366,470	7,544,513 157,331 7,387,182
8. 귀 및 유양돌기의 질환 (H60 - H95)	계(T) 입원(I.P) 외래(O.P)	95,943 841 95,379	714,256 7,674 706,582	792,541 8,122 784,419	16,786,560 717,217 16,069,343
9. 순환기계 질환 (I00 - I99)	계(T) 입원(I.P) 외래(O.P)	75,596 24,591 53,925	792,038 160,946 631,092	837,612 163,459 674,153	38,949,483 25,004,864 13,944,620
10. 호흡기계 질환 (J00 - J99)	계(T) 입원(I.P) 외래(O.P)	658,356 4,329 654,332	2,530,232 17,904 2,512,328	4,306,842 25,960 4,280,882	57,068,317 1,334,707 55,733,610
11. 소화기계 질환 (K00 - K93)	계(T) 입원(I.P) 외래(O.P)	968,615 5,662 963,687	3,785,017 18,895 3,766,122	5,175,799 23,777 5,152,022	91,148,813 2,382,047 88,766,766
12. 피부 및 피하조직의 질환 (L00 - L99)	계(T) 입원(I.P) 외래(O.P)	185,036 799 184,449	1,266,616 5,663 1,260,953	1,449,813 6,006 1,443,807	27,909,839 573,082 27,336,756
13. 근골격계 및 결합조직의 질환 (M00 - M99)	계(T) 입원(I.P) 외래(O.P)	7,669,390 184,893 7,538,037	57,540,206 1,632,563 55,907,643	60,877,815 1,657,604 59,220,211	1,534,348,170 184,384,371 1,349,963,799
14. 비뇨생식기계 질환 (N00 - N99)	계(T) 입원(I.P) 외래(O.P)	100,545 1,766 98,897	552,011 6,719 545,292	629,591 7,466 622,125	13,623,832 1,025,794 12,598,038
15. 임신, 출산 및 산욕 (O00 - O99)	계(T) 입원(I.P) 외래(O.P)	6,555 14 6,541	17,396 78 17,318	19,112 81 19,031	422,682 5,607 417,075
16. 주산기에 기원한 특정병태 (P00 - P96)	계(T) 입원(I.P) 외래(O.P)	416 5 411	2,601 23 2,578	2,855 23 2,832	65,682 5,390 60,292
17. 선천성기형, 변형 및 염색체 이상 (Q00 - Q96)	계(T) 입원(I.P) 외래(O.P)	1,523 72 1,456	12,052 639 11,413	13,244 639 12,605	303,867 60,851 243,016
18. 달리 분류되지 않은 증상, 징후와 임상 및 검사의 이상 소견(R00 - R99)	계(T) 입원(I.P) 외래(O.P)	818,386 8,313 811,541	3,818,757 33,513 3,785,244	4,694,022 40,288 4,653,734	88,441,217 3,977,589 84,463,628
19. 손상, 중독 및 외인에 의한 특정 기타 결과(S00 - T98)	계(T) 입원(I.P) 외래(O.P)	4,819,308 70,814 4,768,338	23,216,852 904,418 22,312,434	24,260,651 919,123 23,341,528	648,546,266 71,236,660 577,309,606
21. 건강상태 및 보건서비스 접촉에 영향을 주는 요인(Z00 - Z99)	계(T) 입원(I.P) 외래(O.P)	6,431 353 6,079	19,260 1,801 17,459	20,936 1,832 19,104	556,685 207,411 349,274
22. 특수목적코드(U00 - U99)	계(T) 입원(I.P) 외래(O.P)	884,551 12,601 872,340	4,243,758 5,412 4,238,346	4,763,050 6,414 4,756,636	104,867,113 6,606,066 98,261,048
기타 (Others)	계(T) 입원(I.P) 외래(O.P)	104,126 2,606 101,560	527,605 1,296 526,309	570,962 1,352 569,610	13,135,972 1,296,576 11,839,396

주 : 수진기준

급여현황

22 Disease Categories

(단위 : 명, 일, 천원, 원)
Unit : Person, Day, KRW 1,000, KRW

급여비 Benefit	내 원 1 일 당 Per Visit		급 여 1 일 당 Per reimbursed day	
	진 료 비 Medical Expense	급 여 비 Benefit	진 료 비 Medical Expense	급 여 비 Benefit
2,169,940,022	26,828	20,648	24,514	18,867
271,417,575	112,193	87,066	109,251	84,783
1,898,522,447	24,219	18,617	22,088	16,979
2,839,747	26,110	19,413	23,170	17,228
561,590	94,742	73,162	90,667	70,015
2,278,157	22,309	16,437	19,718	14,528
21,061,757	39,385	35,717	35,229	31,947
11,224,488	72,276	63,976	67,233	59,512
9,837,269	25,454	23,748	22,403	20,901
344,782	25,376	19,884	20,210	15,836
46,211	154,019	120,972	154,019	120,972
298,570	22,478	17,606	17,821	13,958
4,696,675	25,641	19,821	23,924	18,494
735,121	246,243	193,963	238,686	188,010
3,961,554	22,055	16,990	20,566	15,843
15,024,549	42,674	33,400	35,951	28,138
7,727,213	1,668,475	1,343,162	1,602,727	1,290,234
7,297,335	21,613	16,432	18,179	13,821
95,689,775	28,839	22,431	26,755	20,810
21,423,815	213,218	170,621	204,378	163,547
74,265,959	23,247	17,937	21,546	16,625
5,906,626	21,633	16,937	20,516	16,062
123,073	129,277	101,128	123,300	96,452
5,783,553	21,256	16,642	20,158	15,782
12,808,940	23,502	17,933	21,181	16,162
544,897	93,461	71,006	88,305	67,089
12,264,043	22,742	17,357	20,486	15,635
30,328,061	49,176	38,291	46,501	36,208
19,409,489	155,362	120,596	152,973	118,742
10,918,572	22,096	17,301	20,685	16,196
42,637,962	22,555	16,851	13,251	9,900
1,038,974	74,548	58,030	51,414	40,022
41,598,988	22,184	16,558	13,019	9,717
69,487,187	24,081	18,358	17,611	13,425
1,857,815	126,068	98,323	100,183	78,135
67,629,372	23,570	17,957	17,230	13,127
20,121,317	22,035	15,886	19,251	13,879
445,498	101,198	78,668	95,418	74,176
19,675,818	21,679	15,604	18,934	13,628
1,197,394,201	26,666	20,810	25,204	19,669
141,897,954	112,942	86,917	111,235	85,604
1,055,496,247	24,146	18,879	22,796	17,823
9,890,952	24,680	17,918	21,639	15,710
829,598	152,671	123,470	137,395	111,117
9,061,353	23,103	16,617	20,250	14,565
303,415	24,298	17,442	22,116	15,876
4,200	71,883	53,849	69,221	51,855
299,214	24,083	17,278	21,916	15,722
52,823	25,253	20,309	23,006	18,502
4,154	234,358	180,627	234,358	180,627
48,668	23,387	18,878	21,290	17,185
246,017	25,213	20,413	22,944	18,576
48,657	95,229	76,145	95,229	76,145
197,360	21,293	17,293	19,279	15,657
68,901,809	23,160	18,043	18,841	14,679
3,100,423	118,688	92,514	98,729	76,956
65,801,387	22,314	17,384	18,150	14,139
479,661,753	27,934	20,660	26,732	19,771
53,871,425	78,765	59,565	77,505	58,612
425,790,328	25,874	19,083	24,733	18,242
432,031	28,904	22,432	26,590	20,636
161,003	115,164	89,396	113,215	87,884
271,028	20,005	15,524	18,283	14,187
81,510,222	24,711	19,207	22,017	17,113
5,310,738	1,220,633	981,289	1,029,945	827,992
76,199,483	23,184	17,979	20,658	16,020
10,599,424	24,897	20,090	23,007	18,564
1,051,237	1,000,445	811,140	959,006	777,542
9,548,187	22,495	18,142	20,785	16,763

Note : Based on the Treatment Month

제VI-7표

Table VI-7

질병소분류별 다빈도

Benefits by Frequency

순위 Rank	상병 기호 I.C.D	상 병 명 Diseases	진료실인원 Patients	내원일수 Visits	급여일수 Reimbursed Days	진료비 Medical Expense	급여비 Benefit
1	M54	등 통 증	4,040,954	24,504,929	25,894,473	635,897,420	499,199,427
2	M79	달리 분류되지 않은 기타 연조직 장애	2,007,417	9,601,046	10,153,130	247,803,170	193,561,646
3	S33	요추 및 골반의 관절 및 인대의 탈구, 염	1,935,090	8,368,306	8,748,161	247,437,424	182,705,843
4	M62	기 타 근 육 장애	1,169,510	5,087,578	5,411,415	129,863,179	99,584,739
5	S93	발목 및 발부위의 관절 및 인대의 탈구,	956,284	3,580,276	3,708,237	92,091,447	67,453,673
6	M25	달리 분류되지 않은 기타 관절 장애	866,005	4,635,621	4,982,803	116,797,493	93,200,074
7	K30	소 화 불 량	755,681	2,699,450	3,720,956	64,783,709	49,575,729
8	M75	어 깨 병 변	740,368	3,529,623	3,699,331	89,457,478	68,767,496
9	S13	목 부위의 관절 및 인대의 탈구, 염좌 및	740,087	2,477,538	2,629,538	69,966,797	50,613,009
10	S43	견갑대의 관절 및 인대의 탈구, 염좌 및	518,243	2,166,518	2,272,519	56,578,842	42,063,236
11	S63	손목 및 손부위의 관절 및 인대의 탈구,	471,665	1,647,827	1,714,155	41,390,226	30,319,242
12	M17	무 료 관 절 증	409,968	2,675,434	2,838,723	75,799,175	61,266,013
13	J00	급 성 비 인 두 염 [감 기]	367,758	1,016,254	2,081,357	22,349,264	16,886,200
14	U30	근 골 격 계 및 결합 조직의 질환	367,196	1,357,034	1,444,991	33,907,415	25,831,357
15	S83	무릎의 관절 및 인대의 탈구, 염좌 및 긴	342,271	1,667,110	1,738,980	43,258,783	32,754,092
16	M77	기 타 골 부 착 부 병 증	223,744	990,079	1,036,003	24,733,172	18,175,727
17	R10	복 부 및 골 반 통 증	199,070	712,241	1,013,311	17,434,184	13,056,004
18	R51	두 통	155,634	642,552	736,679	15,346,622	11,969,911
19	M51	기 타 추 간 판 장애	155,224	1,416,055	1,474,908	65,025,208	48,350,774
20	S53	팔꿈치의 관절 및 인대의 탈구, 염좌 및	141,987	581,682	605,660	14,825,998	10,735,729
21	J30	혈 관 운 동 성 및 알 레 기 성 비 염	138,378	672,665	927,570	15,207,031	11,233,660
22	G43	편 두 통	130,407	546,006	603,693	13,073,735	10,129,951
23	U23	신 경 계 통 의 질 환	120,808	961,735	1,024,114	24,755,250	20,379,349
24	G44	기 타 두 통 증 후 군	117,828	504,587	561,525	12,462,479	9,683,365
25	M48	기 타 척 추 병 증	112,816	1,002,849	1,056,462	31,232,191	24,735,154
26	G51	안 면 신 경 장애	111,671	1,511,935	1,569,569	39,654,335	29,854,022
27	J31	만 성 비 염, 비 인 두 염 및 인 두 염	101,920	469,381	684,584	10,386,456	7,610,249
28	R42	현 기 및 어 지 리 움	96,755	483,249	563,599	11,428,542	9,061,918
29	S23	흉곽의 관절 및 인대의 탈구, 염좌 및 긴	96,704	280,760	295,654	7,569,816	5,641,962
30	G47	수 면 장애	84,446	503,658	569,071	11,431,058	8,888,074
31	M72	섬 유 모 세 포 장애	82,990	411,192	431,068	10,033,169	7,502,929
32	S80	아 래 다 리 의 표 재 성 손 상	79,868	316,397	329,529	7,759,500	6,004,194
33	M53	달리 분류되지 않은 기타 등 병 증	78,815	341,226	362,028	8,927,996	6,741,383
34	K29	위 염 및 십 이 지 장	75,279	284,146	452,045	6,790,043	5,128,344
35	R05	기 침	72,726	204,389	378,849	4,412,424	3,385,817
36	M50	경 추 간 판 장애	65,450	471,136	491,897	18,465,158	13,486,956
37	M19	기 타 관 절 증	59,306	289,084	306,773	7,943,324	6,284,650
38	R25	이 상 불 수 의 운 동	58,712	349,320	375,437	7,737,308	6,394,107
39	M24	기 타 명 시 된 관 절 이 상	58,654	285,601	298,127	7,440,291	5,811,773
40	R20	피 부 감 각 의 장애	57,357	291,556	311,621	6,555,416	5,267,258
41	H93	달리 분류되지 않은 귀의 기타 장애	56,560	462,373	502,584	10,494,167	8,009,254
42	M13	기 타 관 절 염	54,290	287,333	318,648	7,555,287	6,014,041
43	U28	소 화 계 통 의 질 환	53,565	154,876	202,176	3,694,062	2,816,291
44	U68	비 병 증 (脾 病 證)	52,204	191,737	242,153	4,441,508	3,398,867
45	K59	기 타 기 능 성 장 장애	52,145	196,814	275,923	4,420,680	3,429,287
46	M47	척 추 증	50,189	331,264	353,403	10,174,597	8,002,218
47	U67	심 실 증 (心 實 證)	46,442	211,495	252,921	5,044,216	3,851,642
48	S30	복부, 아래등 및 골반의 표재성 손상	44,070	177,675	185,037	4,382,219	3,467,575
49	G57	하 지 의 단 일 신 경 병 증	43,372	246,468	256,807	5,648,444	4,564,475
50	M65	윤 활 막 염 및 힘 줄 윤 활 막 염	40,715	186,382	194,286	4,695,965	3,515,351

주 : 수진기준

상병 급여현황(한방)

of Disease(O,H&C)

(단위 : 명, 일, 천원)

Unit : Person, Day, KRW 1,000

순위 Rank	상병 기호 I.C.D	상 병 명 Diseases	진료실인원 Patients	내원일수 Visits	급여일수 Reimbursed Days	진료비 Medical Expense	급여비 Benefit
51	J06	다발성 및 상세불명 부위의 급성 상기도	39,457	106,022	206,638	2,347,814	1,779,298
52	F45	신 체 형 장 애	38,328	158,014	197,325	3,638,902	2,767,280
53	M70	사용, 과용 및 압박과 관련된 연조직 장애	37,888	159,229	167,147	3,970,445	3,014,907
54	G56	팔 의 단 일 신 경 병 증	37,571	176,286	185,934	4,294,726	3,259,810
55	S46	어깨 및 위팔 부위의 근육 및 힘줄의 손	37,232	183,786	190,966	5,601,305	4,162,022
56	G24	근 긴 장 이 상	33,355	154,977	165,066	3,573,174	2,741,059
57	K07	치 아 열 굴 이 상 [부 정 교 합 포 함]	33,331	174,157	181,593	4,344,307	3,185,091
58	U65	간 실 증 (肝 實 證)	33,174	143,490	168,588	3,441,112	2,573,738
59	R07	목 구 명 및 가 숨 의 통 증	33,160	137,765	153,558	3,224,998	2,482,041
60	S73	둔부의 관절 및 인대의 탈구, 염좌 및 긴	32,902	141,528	146,825	3,843,090	2,893,795
61	L30	기 타 피 부 염	32,003	190,152	218,119	4,105,248	2,963,558
62	L20	아 토 피 피 부 염	31,993	258,838	298,406	5,643,291	4,046,095
63	S90	발 목 및 발 의 표 재 성 손 상	31,538	96,766	100,325	2,393,317	1,789,284
64	M23	무 료 의 내 부 이 상	30,965	189,110	195,651	5,978,032	4,663,623
65	N94	여성 생식기관 및 월경주기와 관련된 통	30,892	116,952	134,109	2,741,129	1,923,999
66	R60	달 리 분 류 되 지 않 은 부 종	30,715	147,662	157,070	3,252,008	2,551,109
67	S70	둔 부 및 대 퇴 의 표 재 성 손 상	28,800	115,257	120,081	2,867,147	2,237,152
68	S96	발목 및 발 부위의 근육 및 힘줄의 손상	27,687	98,549	101,801	2,527,732	1,882,243
69	S40	어 깨 및 위 팔 의 표 재 성 손 상	27,682	126,387	131,431	3,065,468	2,385,940
70	U60	기 병 증 (氣 病 證)	27,563	92,034	122,338	2,469,147	1,888,740
71	L21	지 루 피 부 염	26,621	230,547	248,508	5,135,797	3,617,919
72	K92	소 화 계 통 의 기 타 질 환	26,098	95,061	116,158	2,266,912	1,748,897
73	U71	신 병 증 (腎 病 證)	24,978	123,263	130,209	2,822,759	2,218,991
74	S76	둔부 및 대퇴 부위의 근육 및 힘줄의 손	24,451	103,839	107,074	2,687,742	2,024,070
75	L50	두 러 기	23,584	103,320	127,140	2,303,922	1,656,534
76	U78	장 부 겸 병 증 (臟 腑 兼 病 證)	23,140	100,190	113,483	2,482,817	1,901,946
77	R68	기 타 전 신 증 상 및 징 후	22,151	82,374	88,219	1,673,447	1,324,865
78	M99	달리 분류되지 않은 생물역학적 병변	22,091	164,346	175,632	4,327,565	3,463,936
79	U22	정 신 및 행 동 장 애	21,694	108,529	128,054	3,689,615	2,720,633
80	M60	근 육 염	21,653	92,623	98,498	2,329,205	1,810,637
81	S86	아래다리 부위의 근육 및 힘줄의 손상	21,435	82,148	85,139	2,311,579	1,708,817
82	S60	손 목 및 손 의 표 재 성 손 상	21,392	69,168	71,736	1,667,049	1,259,086
83	U66	심 허 증 (心 虛 證)	21,034	91,261	110,260	2,161,858	1,661,983
84	U64	간 허 증 (肝 虛 證)	20,734	90,421	96,048	1,968,438	1,512,568
85	R00	심 장 박 동 이 상	20,521	86,849	97,819	1,963,364	1,483,900
86	M76	발을 제외한 하지의 골부착부 병 증	20,516	83,017	85,820	2,123,527	1,589,409
87	I63	뇌 경 색 증	19,975	214,498	225,920	15,835,515	12,124,606
88	K21	위 - 식 도 역 류 병	19,565	94,854	127,748	2,284,265	1,704,417
89	I69	뇌 혈 관 질 환 의 후 유 증	19,530	289,303	304,528	8,962,709	7,229,013
90	H53	시 각 장 애	19,480	128,181	132,092	2,804,245	2,187,448
91	H81	전 정 기 능 의 장 애	18,161	100,188	115,524	2,604,177	1,997,318
92	U32	여성 비뇨생식기 및 분만 관련 질환	17,678	46,794	50,225	1,162,690	814,140
93	G81	편 마 비	17,222	72,220	78,135	11,285,501	8,940,750
94	S50	아 래 팔 의 표 재 성 손 상	15,734	59,396	61,722	1,437,196	1,077,479
95	R61	다 한 증	15,534	65,868	82,158	1,503,312	1,096,818
96	R57	달 리 분 류 되 지 않 은 쇼 크	15,509	114,196	117,410	2,377,857	1,924,269
97	F48	기 타 신 경 성 장 애	13,896	45,174	55,423	999,693	745,677
98	R63	음식 및 수액섭취에 관계된 증상 및 징후	13,780	39,113	55,963	933,432	708,333
99	U69	폐 허 증 (肺 虛 證)	13,718	55,738	69,556	1,180,428	919,731
100	L29	가 려 움	13,635	64,483	74,167	1,365,070	1,055,388

Note : Based on the Treatment Month

순위 Rank	상병 기호 I.C.D	상 병 명 Diseases	진료실인원 Patients	내원일수 Visits	급여일수 Reimbursed Days	진료비 Medical Expense	급여비 Benefit
1	M54	등 통 증	1,638,141	8,863,659	9,324,370	231,277,842	178,410,719
2	S33	요추 및 골반의 관절 및 인대의 탈구, 염	989,795	3,863,897	4,029,189	113,752,506	83,128,650
3	M79	달리 분류되지 않은 기타 연조직 장애	751,447	3,355,073	3,537,638	86,138,926	66,681,890
4	M62	기 타 근 육 장 애	453,870	1,850,676	1,958,179	47,778,559	36,329,458
5	S93	발목 및 발부위의 관절 및 인대의 탈구,	406,130	1,382,556	1,428,672	36,118,561	26,191,287
6	S13	목 부위의 관절 및 인대의 탈구, 염좌 및	328,527	1,014,686	1,072,153	29,135,404	20,961,950
7	M25	달리 분류되지 않은 기타 관절 장애	283,599	1,399,754	1,499,031	35,175,165	27,696,688
8	M75	어 깨 병	281,605	1,294,896	1,353,425	32,876,993	24,981,889
9	S43	견갑대의 관절 및 인대의 탈구, 염좌 및	236,643	928,362	969,968	24,617,875	18,122,353
10	K30	소 화 불 량	209,438	660,060	966,324	15,983,257	12,178,610
11	S63	손목 및 손부위의 관절 및 인대의 탈구,	206,117	659,824	683,102	16,820,500	12,231,170
12	U30	근 골 격 계 및 결합 조직의 질환	143,692	489,559	519,514	12,408,857	9,348,785
13	S83	무릎의 관절 및 인대의 탈구, 염좌 및 긴	139,665	600,259	623,736	15,971,322	11,881,322
14	J00	급 성 비 인 두 염 [감 기]	139,000	385,199	795,997	8,543,326	6,463,348
15	M77	기 타 골 부 착 부 병 증	103,044	435,433	453,360	11,014,082	8,041,428
16	M17	무 료 관 절 증	102,630	606,567	645,966	16,160,303	13,010,892
17	J30	혈 관 운 동 성 및 알 레 기 성 비 염	75,311	370,342	513,395	8,385,792	6,195,073
18	S53	팔꿈치의 관절 및 인대의 탈구, 염좌 및	73,090	282,361	293,004	7,284,826	5,262,972
19	M51	기 타 추 간 판 장 애	62,884	534,869	555,852	23,443,468	17,227,698
20	R10	복 부 및 골 반 통 증	58,355	193,845	285,919	4,737,651	3,541,860
21	J31	만 성 비 염 , 비 인 두 염 및 인 두 염	56,215	260,553	379,236	5,768,232	4,219,163
22	S23	흉곽의 관절 및 인대의 탈구, 염좌 및 긴	48,958	126,454	132,322	3,495,252	2,544,317
23	U23	신 경 계 통 의 질 환	46,562	449,090	484,749	11,273,774	9,258,564
24	G51	안 면 신 경 장 애	42,654	674,550	696,617	17,601,442	13,112,515
25	R51	두 통	38,261	153,228	180,435	3,710,408	2,860,401
26	M48	기 타 척 추 병 증	35,288	329,902	351,191	9,738,926	7,677,568
27	M72	섬 유 모 세 포 장 애	33,229	154,842	162,435	3,828,322	2,856,174
28	G43	편 두 통	31,265	127,699	142,258	3,078,921	2,371,375
29	M50	경 추 간 판 장 애	30,008	214,496	222,552	7,861,007	5,664,867
30	G44	기 타 두 통 증 후 군	29,613	124,267	139,817	3,112,690	2,389,848
31	M53	달리 분류되지 않은 기타 등 병 증	29,406	122,520	129,270	3,218,077	2,411,351
32	S80	아 래 다 리 의 표 재 성 손 상	28,895	98,037	102,197	2,472,713	1,863,763
33	R42	현 기 및 어 지 리 움	26,507	146,434	173,022	3,451,783	2,772,055
34	R05	기 침	25,393	67,072	133,307	1,450,800	1,111,850
35	G47	수 면 장 애	23,029	130,044	148,300	3,055,667	2,376,787
36	H93	달리 분류되지 않은 귀의 기타 장애	22,992	198,328	217,507	4,571,832	3,469,177
37	M24	기 타 명 시 된 관 절 이 상	21,412	96,149	99,666	2,524,543	1,950,071
38	K29	위 염 및 십 이 지 장 염	20,688	72,168	123,335	1,745,657	1,308,527
39	R25	이 상 불 수 의 운 동	19,281	115,325	124,220	2,571,575	2,120,783
40	M19	기 타 관 절 증	18,997	86,700	92,438	2,299,258	1,807,611
41	R20	피 부 감 각 의 장 애	18,917	97,661	104,346	2,216,359	1,786,468
42	M47	척 추 증	18,498	116,959	124,365	3,444,206	2,670,619
43	K59	기 타 기능 성 장 장 애	17,704	67,357	98,719	1,529,673	1,205,914
44	U68	비 병 증 (脾 病 證)	17,564	58,618	78,507	1,359,484	1,038,426
45	S30	복부, 아래등 및 골반의 표재성 손상	17,214	62,024	64,633	1,547,209	1,204,175
46	S46	어깨 및 위팔 부위의 근육 및 힘줄의 손	17,204	81,374	84,632	2,470,105	1,820,444
47	U28	소 화 계 통 의 질 환	15,743	42,976	56,734	1,040,226	791,597
48	M13	기 타 관 절 염	15,290	77,241	84,730	1,942,510	1,535,598
49	G57	하 지 의 단 일 신 경 병 증	15,264	90,101	94,120	2,068,181	1,666,667
50	S73	둔부의 관절 및 인대의 탈구, 염좌 및 긴	15,109	57,700	59,855	1,558,042	1,157,463

주 : 수진기준

제Ⅵ-7-2표

Table Ⅵ-7-2

질병소분류별 다빈도 상병 급여현황(한방 여자)

Benefits by Frequency of Disease(O.H&C Female)

(단위 : 명, 일, 천원)

Unit : Person, Day, KRW 1,000

순위 Rank	상병 기호 I.C.D	상 병 명 Diseases	진료실인원 Patients	내원일수 Visits	급여일수 Reimbursed Days	진료비 Medical Expense	급여비 Benefit
1	M54	등 통 증	2,402,813	15,641,270	16,570,103	404,619,578	320,788,708
2	M79	달리 분류되지 않은 기타 연조직 장애	1,255,970	6,245,973	6,615,492	161,664,244	126,879,756
3	S33	요추 및 골반의 관절 및 인대의 탈구, 염	945,295	4,504,409	4,718,972	133,684,918	99,577,193
4	M62	기 타 근 육 장애	715,640	3,236,902	3,453,236	82,084,620	63,255,281
5	M25	달리 분류되지 않은 기타 관절 장애	582,406	3,235,867	3,483,772	81,622,328	65,503,386
6	S93	발목 및 발부위의 관절 및 인대의 탈구,	550,154	2,197,720	2,279,565	55,972,885	41,262,386
7	K30	소 화 불 량	546,243	2,039,390	2,754,632	48,800,452	37,397,119
8	M75	오 개 병 변	458,763	2,234,727	2,345,906	56,580,485	43,785,608
9	S13	목 부위의 관절 및 인대의 탈구, 염좌 및	411,560	1,462,852	1,557,385	40,831,393	29,651,060
10	M17	무 료 관 절 증	307,338	2,068,867	2,192,757	59,638,872	48,255,121
11	S43	견갑대의 관절 및 인대의 탈구, 염좌 및	281,600	1,238,156	1,302,551	31,960,967	23,940,882
12	S63	손목 및 손부위의 관절 및 인대의 탈구,	265,548	988,003	1,031,053	24,569,727	18,088,072
13	J00	급 성 비 인 두 염 [감 기]	228,758	631,055	1,285,360	13,805,937	10,422,853
14	U30	근 골 격 계 및 결 합 조 직 의 질 환	223,504	867,475	925,477	21,498,558	16,482,572
15	S83	무릎의 관절 및 인대의 탈구, 염좌 및 긴	202,606	1,066,851	1,115,244	27,287,461	20,872,771
16	R10	복 부 및 골 반 통 증	140,715	518,396	727,392	12,696,533	9,514,145
17	M77	기 타 골 부 착 부 병 증	120,700	554,646	582,643	13,719,090	10,134,298
18	R51	두 통	117,373	489,324	556,244	11,636,214	9,109,510
19	G43	편 두 통	99,142	418,307	461,435	9,994,814	7,758,576
20	M51	기 타 추 간 판 장애	92,340	881,186	919,056	41,581,740	31,123,076
21	G44	기 타 두 통 증 후 군	88,215	380,320	421,708	9,349,789	7,293,517
22	M48	기 타 척 추 병 증	77,528	672,947	705,271	21,493,265	17,057,586
23	U23	신 경 계 통 의 질 환	74,246	512,645	539,365	13,481,476	11,120,784
24	R42	현 기 및 어 지 러 움	70,248	336,815	390,577	7,976,759	6,289,863
25	G51	안 면 신 경 장애	69,017	837,385	872,952	22,052,894	16,741,507
26	S53	팔꿈치의 관절 및 인대의 탈구, 염좌 및	68,897	299,321	312,656	7,541,172	5,472,757
27	J30	혈 관 운 동 성 및 알 레 르 기 성 비 염	63,067	302,323	414,175	6,821,239	5,038,587
28	G47	수 면 장애	61,417	373,614	420,771	8,375,391	6,511,287
29	K29	위 염 및 십 이 지 장 염	54,591	211,978	328,710	5,044,385	3,819,817
30	S80	아 래 다 리 의 표 재 성 손 상	50,973	218,360	227,332	5,286,787	4,140,431
31	M72	섬 유 모 세 포 장애	49,761	256,350	268,633	6,204,847	4,646,755
32	M53	달리 분류되지 않은 기타 등 병 증	49,409	218,706	232,758	5,709,919	4,330,031
33	S23	흉곽의 관절 및 인대의 탈구, 염좌 및 긴	47,746	154,306	163,332	4,074,564	3,097,644
34	R05	기 침	47,333	137,317	245,542	2,961,624	2,273,967
35	J31	만 성 비 염 , 비 인 두 염 및 인 두 염	45,705	208,828	305,348	4,618,224	3,391,086
36	M19	기 타 관 절 증	40,309	202,384	214,335	5,644,067	4,477,039
37	R25	이 상 불 수 의 운	39,431	233,995	251,217	5,165,732	4,273,324
38	M13	기 타 관 절 염	39,000	210,092	233,918	5,612,777	4,478,442
39	R20	피 부 감 각 의 장애	38,440	193,895	207,275	4,339,058	3,480,790
40	U28	소 화 계 통 의 질 환	37,822	111,900	145,442	2,653,835	2,024,694
41	M24	기 타 명 시 된 관 절 이 상	37,242	189,452	198,461	4,915,749	3,861,703
42	M50	경 추 간 판 장애	35,442	256,640	269,345	10,604,151	7,822,089
43	U67	심 실 증 (心 實 證)	34,795	160,073	190,372	3,812,424	2,921,000
44	U68	비 병 증 (脾 病 證)	34,640	133,119	163,646	3,082,023	2,360,440
45	K59	기 타 기 능 성 장 장애	34,441	129,457	177,204	2,891,008	2,223,373
46	H93	달리 분류되지 않은 귀의 기타 장애	33,568	264,045	285,077	5,922,335	4,540,077
47	M47	척 추 증	31,691	214,305	229,038	6,730,391	5,331,598
48	N94	여성 생식기관 및 월경주기와 관련된 통	30,892	116,952	134,109	2,741,129	1,923,999
49	F45	신 체 형 장애	28,226	119,080	148,448	2,737,751	2,083,825
50	G57	하 지 의 단 일 신 경 병 증	28,108	156,367	162,687	3,580,263	2,897,808

Note : Based on the Treatment Month

제Ⅵ-8표

Table VI-8

질병소분류별 입원 다빈도

Inpatient Benefits by Frequency

순위 Rank	상병 기호 I.C.D	상 병 명 Diseases	진료실인원 Patients	내원일수 Visits	급여일수 Reimbursed Days	진료비 Medical Expense	급여비 Benefit
1	M54	등 통 증	65,414	507,008	515,623	54,154,154	41,489,151
2	S33	요추 및 골반의 관절 및 인대의 탈구, 염	38,138	520,078	528,554	40,169,719	30,216,523
3	M79	달리 분류되지 않은 기타 연조직 장애	31,664	31,623	32,751	17,406,819	13,897,009
4	M17	무릎 관절 증	25,114	128,866	131,498	18,401,842	14,363,226
5	M51	기타 추간판 장애	24,734	510,874	515,935	40,388,593	30,387,059
6	M25	달리 분류되지 않은 기타 관절 장애	19,008	34,882	35,975	11,056,959	8,783,165
7	G81	편마비	14,085	15,171	16,088	9,994,754	8,004,983
8	I63	뇌경색 증	12,053	85,888	86,932	12,925,165	9,999,821
9	F00	알츠하이머병에서의 치매 (G30.-+)	11,912	1,183	1,191	6,905,052	5,569,351
10	M48	기타 척추병 증	8,942	102,787	103,967	9,503,106	7,221,735
11	M62	기타 근육 장애	7,717	4,947	5,704	3,606,861	2,883,220
12	M75	어깨 병 변	6,749	49,259	50,106	5,030,918	3,858,513
13	M50	경추간판 장애	6,216	104,357	105,678	8,208,044	6,199,935
14	U23	신경계통의 질환	6,015	1,540	1,590	3,600,294	2,901,165
15	G20	파킨슨 병	4,986	7,234	7,393	3,336,498	2,912,367
16	G51	안면신경 장애	4,760	60,591	61,876	5,586,156	4,247,722
17	C50	유방의 악성 신 생물	4,377	45,182	50,220	2,923,351	2,603,885
18	S72	대퇴골의 골절	4,175	13,443	13,614	2,643,597	2,059,910
19	S13	목 부위의 관절 및 인대의 탈구, 염좌 및	3,822	39,057	39,943	2,690,006	2,043,074
20	I69	뇌혈관 질환의 후유증	3,774	12,339	12,735	2,947,873	2,312,412
21	S83	무릎의 관절 및 인대의 탈구, 염좌 및 긴	3,714	48,172	48,736	3,393,050	2,572,820
22	S32	요추 및 골반의 골절	3,670	40,086	40,686	3,724,099	2,833,124
23	S22	늑골, 흉골 및 흉추의 골절 증	3,315	44,766	45,628	3,535,617	2,665,841
24	M47	척추 증	3,293	27,738	28,022	2,812,759	2,148,377
25	G82	하반신마비 및 사지마비	3,248	10,530	11,231	3,012,014	2,415,301
26	I61	뇌내출혈	3,242	31,304	31,664	4,383,009	3,385,223
27	K30	소화불량	3,117	6,743	9,974	978,369	770,689
28	S93	발목 및 발부위의 관절 및 인대의 탈구,	2,737	30,333	30,775	1,965,391	1,501,844
29	M13	기타 관절염	2,619	6,083	6,264	1,363,357	1,077,110
30	M19	기타 관절 증	2,574	6,414	6,467	1,486,958	1,168,606
31	F03	상세불명 의 치매	2,444	1,333	1,333	1,353,963	1,086,879
32	I10	본태성 (일차성) 고혈압	2,343	463	627	1,146,843	917,116
33	S82	발목을 포함한 아래 다리의 골절	2,253	35,430	35,938	2,629,707	1,984,864
34	M23	무릎의 내부 이상	1,959	29,946	30,277	2,237,049	1,689,573
35	C34	기관지 및 폐의 악성 신 생물	1,882	17,719	18,997	1,253,989	1,118,308
36	J00	급성비인두염 [감기]	1,817	5,756	12,286	129,845	102,355
37	C16	위장의 악성 신 생물	1,779	12,339	13,207	1,032,018	922,029
38	R51	두통	1,758	5,126	6,231	722,642	568,027
39	R10	복부 및 골반 통증	1,704	13,443	17,502	885,885	675,946
40	S43	견갑대의 관절 및 인대의 탈구, 염좌 및	1,691	16,635	16,965	1,134,415	863,255
41	S92	발목을 제외한 발의 골절	1,667	26,179	26,524	1,846,283	1,394,646
42	M24	기타 명시된 관절 이상	1,389	6,219	6,460	977,443	764,564
43	R42	현기 및 어지러움	1,352	6,368	6,904	761,785	589,142
44	M43	기타 변형성 등 병 증	1,350	18,850	19,117	1,563,488	1,179,487
45	S06	두개내손상	1,245	8,561	8,774	1,040,718	808,783
46	F01	혈관성 치매	1,225	232	232	681,797	548,958
47	S46	어깨 및 위팔 부위의 근육 및 힘줄의 손	1,223	17,955	18,138	1,369,167	1,034,066
48	C18	결장의 악성 신 생물	1,142	9,472	9,960	746,942	666,528
49	G44	기타 두통 증후군	1,096	3,020	3,624	541,623	425,329
50	U60	기병증 (氣病證)	1,016	272	317	316,410	254,991

주 : 수진기준

상병 급여현황(한방 계)

of Disease(O.H&C Total)

(단위 : 명, 일, 천원)

Unit : Person, Day, KRW 1,000

순위 Rank	상병 기호 I.C.D	상 병 명 Diseases	진료실인원 Patients	내원일수 Visits	급여일수 Reimbursed Days	진료비 Medical Expense	급여비 Benefit
51	U30	근 골 격 계 및 결 합 조 직 의 질 환	968	159	192	425,301	341,354
52	C22	간 및 간 내 담 관 의 악 성 신 생 물	883	7,312	7,541	529,157	470,085
53	I67	기 타 뇌 혈 관 질 환	882	12,240	12,445	1,107,708	862,337
54	U62	기 혈 음 양 병 증 (氣 血 陰 陽 病 證)	850	190	542	387,691	311,700
55	C73	갑 상 샘 의 악 성 신 생 물	825	9,142	9,506	634,667	551,840
56	G43	편 두 통	816	1,128	1,383	349,319	278,845
57	N18	만 성 신 장 질 환	812	268	268	384,592	337,765
58	S52	아 래 팔 의 골 절	797	10,718	10,907	789,211	597,041
59	G47	수 면 장 애	787	3,087	3,814	376,510	291,274
60	C56	난 소 의 악 성 신 생 물	779	9,110	9,785	574,232	511,658
61	E11	인 술 린 - 비 의 존 당 뇨 병	729	1,465	1,520	389,754	306,074
62	U71	신 병 증 (腎 病 證)	703	208	254	304,825	244,275
63	S42	어 깨 및 위 팔 의 골 절	646	7,446	7,480	607,666	463,941
64	C25	췌 장 이 자 의 악 성 신 생 물	637	7,312	7,643	447,941	396,607
65	C20	직 장 의 악 성 신 생 물	609	4,786	5,069	395,112	353,249
66	I60	지 주 막 하 출 혈	608	5,243	5,303	702,454	542,793
67	G30	알 츠 하 이 머 병	577	755	755	358,012	286,306
68	M53	달 리 분 류 되 지 않 은 기 타 등 병 증	565	4,209	4,241	395,781	303,101
69	K59	기 타 기 능 성 장 애	554	1,288	1,852	143,669	113,695
70	M16	고 관 절 증	545	3,911	4,053	431,747	332,263
71	M15	다 발 관 절 증	543	740	741	272,003	217,636
72	U68	비 병 증 (脾 病 證)	541	64	150	198,638	161,048
73	U78	장 부 겸 병 증 (臟 腑 兼 病 證)	541	398	456	238,553	190,436
74	M77	기 타 골 부 착 부 병 증	502	4,169	4,232	357,371	274,036
75	S73	둔부의 관절 및 인대의 탈구, 염좌 및 긴	502	5,168	5,266	388,510	295,535
76	H81	전 정 기 능 의 장 애	492	4,536	4,755	392,206	296,570
77	B02	대 상 포 진	485	5,485	5,643	500,862	378,593
78	J18	상 세 불 명 병 원 체 의 폐 령	460	1,855	1,883	227,021	176,532
79	R20	피 부 감 각 의 장 애	437	469	490	171,745	136,402
80	M20	손 가 락 및 발 가 락 의 후 천 변 형	426	7,155	7,233	510,431	385,057
81	S23	흉곽의 관절 및 인대의 탈구, 염좌 및 긴	426	3,768	3,836	287,910	219,041
82	K29	위 염 및 십 이 지 장 염	422	1,772	2,031	221,801	173,069
83	C53	자 궁 경 부 의 악 성 신 생 물	410	4,333	4,664	289,041	256,886
84	R25	이 상 불 수 의 운 동	409	1,022	1,074	208,926	165,332
85	M99	달 리 분 류 되 지 않 은 생 물 역 학 적 병 변	406	4,844	4,866	441,946	335,164
86	C61	전 립 샘 의 악 성 신 생 물	393	2,682	2,791	241,446	216,586
87	U67	심 실 증 (心 實 證)	382	306	356	199,491	160,211
88	U22	정 신 및 행 동 장 애	380	594	683	196,206	158,009
89	U66	심 허 증 (心 虛 證)	340	103	110	145,029	115,924
90	I50	심 부 전	337	473	473	167,092	130,941
91	S86	아래다리 부위의 근육 및 힘줄의 손상	331	4,843	4,898	343,448	258,988
92	C71	뇌 의 악 성 신 생 물	330	2,453	2,494	278,018	248,876
93	I20	협 심 증	325	3,587	3,696	328,731	250,127
94	C24	기타 및 담도의 상세불명 부분의 악성 신	321	3,251	3,474	204,563	181,885
95	J45	천 식	320	2,748	2,846	254,407	194,301
96	E14	상 세 불 명 의 당 뇨 병	319	1,014	1,017	203,174	158,285
97	S63	손목 및 손부위의 관절 및 인대의 탈구,	314	1,862	1,888	160,529	122,948
98	D25	자 궁 의 평 활 근 종	313	3,862	4,002	275,022	206,479
99	C54	자 궁 체 부 의 악 성 신 생 물	312	2,775	2,942	201,916	178,916
100	A09	감염성 및 상세불명 기원의 기타 위장염	309	1,278	1,429	99,533	77,625

Note : Based on the Treatment Month

제Ⅵ-8-1표 질병소분류별 입원 다빈도 상병 급여현황(한방 남자)

Table VI-8-1 Inpatient Benefits by Frequency of Disease(O,H&C Male)

(단위 : 명, 일, 천원)

Unit : Person, Day, KRW 1,000

순위 Rank	상병 기호 I.C.D	상 병 명 Diseases	진료실인원 Patients	내원일수 Visits	급여일수 Reimbursed Days	진료비 Medical Expense	급여비 Benefit
1	M54	등 통 증	17,798	150,152	152,351	14,818,873	11,306,289
2	S33	요추 및 골반의 관절 및 인대의 탈구, 염	14,493	190,626	193,948	14,746,353	11,096,285
3	M51	기 타 추 간 판 장 애	8,556	161,894	163,286	12,907,118	9,717,991
4	M79	달리 분류되지 않은 기타 연조직 장애	8,204	8,999	9,351	4,263,579	3,399,038
5	G81	편 마 비	6,566	8,057	8,792	4,609,335	3,690,151
6	I63	뇌 경 색 증	5,557	42,234	42,661	5,989,229	4,620,664
7	M25	달리 분류되지 않은 기타 관절 장애	4,467	9,732	9,915	2,470,177	1,956,457
8	M17	무 류 관 절 증	4,145	17,997	18,793	2,711,682	2,119,972
9	F00	알츠하이머병에서의 치매 (G30.-+)	2,938	213	213	1,534,758	1,239,200
10	U23	신 경 계 통 의 질 환	2,437	665	676	1,398,035	1,126,138
11	M62	기 타 근 육 장 애	2,296	1,492	1,832	1,054,788	845,269
12	M50	경 추 간 판 장 애	2,241	34,728	35,069	2,728,397	2,060,918
13	M48	기 타 척 추 병 증	2,224	25,468	25,668	2,260,738	1,714,790
14	G51	안 면 신 경 장 애	1,997	23,596	24,061	2,208,625	1,681,510
15	M75	어 깨 병 변	1,857	15,596	15,999	1,407,076	1,069,371
16	G82	하 반 신 마 비 및 사 지 마 비	1,734	4,866	5,465	1,549,290	1,243,799
17	I61	뇌 내 출 혈 증	1,669	16,037	16,241	2,213,426	1,708,043
18	I69	뇌 혈 관 질 환 의 후 유 증	1,621	6,042	6,126	1,282,823	1,001,544
19	S83	무릎의 관절 및 인대의 탈구, 염좌 및 긴	1,509	18,726	18,833	1,310,097	992,599
20	G20	파 킨 슨 병	1,480	2,173	2,201	921,820	805,845
21	S13	목 부위의 관절 및 인대의 탈구, 염좌 및	1,406	14,136	14,449	971,591	737,367
22	S22	늑 골 , 흉 골 및 흉 추 의 골 절	1,012	14,680	14,962	1,088,582	817,140
23	S93	발목 및 발부위의 관절 및 인대의 탈구,	968	10,015	10,165	653,398	499,463
24	C34	기 관 지 및 폐 의 악 성 신 생 물	939	8,040	8,441	542,036	481,505
25	M47	척 추 증	862	7,419	7,411	719,803	548,006
26	C16	위 의 악 성 신 생 물	852	6,206	6,524	477,356	425,611
27	S32	요 추 및 골 반 의 골 절	740	9,130	9,215	778,159	592,174
28	S72	대 퇴 골 의 골 절	732	4,150	4,208	512,003	395,783
29	K30	소 화 불 량	727	1,492	2,158	200,600	159,996
30	S43	견갑대의 관절 및 인대의 탈구, 염좌 및	675	6,849	6,898	450,577	341,641
31	S06	두 개 내 손 상	672	4,134	4,237	569,972	444,939
32	S82	발 목 을 포 함 한 아 래 다 리 의 골 절	670	10,867	10,975	773,851	586,214
33	F03	상 세 불 명 의 치 매	643	314	314	326,735	262,468
34	J00	급 성 비 인 두 염 [감 기]	623	1,719	4,051	39,342	31,933
35	I10	본 태 성 (일 차 성) 고 혈 압	604	203	291	256,458	204,020
36	C22	간 및 간 내 담 관 의 악 성 신 생 물	587	5,146	5,301	362,424	321,141
37	M19	기 타 관 절 증	563	1,691	1,707	314,211	245,468
38	S92	발 목 을 제 외 한 발 의 골 절	542	8,366	8,405	579,529	438,585
39	M13	기 타 관 절 염	531	1,558	1,580	243,837	191,457
40	S46	어깨 및 위팔 부위의 근육 및 힘줄의 손	510	7,636	7,701	560,101	422,234
41	M23	무 류 의 내 부 이 상	474	7,495	7,531	541,343	407,836
42	C18	결 장 의 악 성 신 생 물	462	4,014	4,186	307,833	273,468
43	R51	두 통	421	1,152	1,325	140,746	111,084
44	M24	기 타 명 시 된 관 절 이 상	395	1,972	1,981	287,779	225,820
45	C61	전 립 샘 의 악 성 신 생 물	393	2,682	2,791	241,446	216,586
46	F01	혈 관 성 치 매	383	84	84	193,426	156,293
47	R10	복 부 및 골 반 통 증	378	2,264	2,861	169,811	130,879
48	R42	현 기 및 어 지 러 움	362	1,766	1,871	212,287	164,243
49	N18	만 성 신 장 질 환	353	185	185	163,396	143,519
50	M43	기 타 변 형 성 등 병 증	285	3,625	3,640	294,832	221,604

주 : 수집기준

제Ⅵ-8-2표 질병소분류별 입원 다빈도 상병 급여현황(한방 여자)

Table Ⅵ-8-2 Inpatient Benefits by Frequency of Disease(O,H&C Female)

(단위 : 명, 일, 천원)

Unit : Person, Day, KRW 1,000

순위 Rank	상병 기호 I.C.D	상 병 명 Diseases	진료실인원 Patients	내원일수 Visits	급여일수 Reimbursed Days	진료비 Medical Expense	급여비 Benefit
1	M54	등 통 증	47,616	356,856	363,272	39,335,281	30,182,862
2	S33	요추 및 골반의 관절 및 인대의 탈구, 염	23,645	329,452	334,606	25,423,366	19,120,238
3	M79	달리 분류되지 않은 기타 연조직 장애	23,460	22,624	23,400	13,143,241	10,497,971
4	M17	무릎 관절 증	20,969	110,869	112,705	15,690,160	12,243,255
5	M51	기타 추간판 장애	16,178	348,980	352,649	27,481,475	20,669,067
6	M25	달리 분류되지 않은 기타 관절 장애	14,541	25,150	26,060	8,586,782	6,826,708
7	F00	알츠하이머병에서의 치매 (G30.-+)	8,974	970	978	5,370,294	4,330,151
8	G81	편마비	7,519	7,114	7,296	5,385,418	4,314,832
9	M48	기타 척추 병 증	6,718	77,319	78,299	7,242,368	5,506,945
10	I63	뇌 경색 증	6,496	43,654	44,271	6,935,936	5,379,157
11	M62	기타 근육 장애	5,421	3,455	3,872	2,552,073	2,037,951
12	M75	어깨 병 변	4,892	33,663	34,107	3,623,843	2,789,142
13	C50	유방의 악성 신 생물	4,372	45,182	50,220	2,921,745	2,602,359
14	M50	경추간판 장애	3,975	69,629	70,609	5,479,648	4,139,017
15	U23	신경계통의 질환	3,578	875	914	2,202,258	1,775,027
16	G20	파킨슨 병	3,506	5,061	5,192	2,414,678	2,106,522
17	S72	대퇴골의 골절	3,443	9,293	9,406	2,131,594	1,664,127
18	S32	요추 및 골반의 골절	2,930	30,956	31,471	2,945,940	2,240,951
19	G51	안면신경 장애	2,763	36,995	37,815	3,377,532	2,566,212
20	M47	척추 증	2,431	20,319	20,611	2,092,956	1,600,371
21	S13	목 부위의 관절 및 인대의 탈구, 염좌 및	2,416	24,921	25,494	1,718,415	1,305,706
22	K30	소화불량	2,390	5,251	7,816	777,768	610,693
23	S22	늑골, 흉골 및 흉추의 골절	2,303	30,086	30,666	2,447,035	1,848,701
24	S83	무릎의 관절 및 인대의 탈구, 염좌 및 긴	2,205	29,446	29,903	2,082,952	1,580,221
25	I69	뇌혈관 질환의 후유증	2,153	6,297	6,609	1,665,050	1,310,868
26	M13	기타 관절 염 증	2,088	4,525	4,684	1,119,520	885,652
27	M19	기타 관절 증	2,011	4,723	4,760	1,172,747	923,138
28	F03	상세불명 의 치매	1,801	1,019	1,019	1,027,228	824,411
29	S93	발목 및 발부위의 관절 및 인대의 탈구,	1,769	20,318	20,610	1,311,993	1,002,382
30	I10	본태성 (일차성) 고혈압	1,739	260	336	890,385	713,096
31	S82	발목을 포함한 아레다리의 골절	1,583	24,563	24,963	1,855,855	1,398,650
32	I61	뇌내출혈	1,573	15,267	15,423	2,169,583	1,677,180
33	G82	하반신마비 및 사지마비	1,514	5,664	5,766	1,462,724	1,171,503
34	M23	무릎의 내부 이상	1,485	22,451	22,746	1,695,705	1,281,737
35	R51	두통	1,337	3,974	4,906	581,896	456,943
36	R10	복부 및 골반 통증	1,326	11,179	14,641	716,075	545,068
37	J00	급성비인두염 [감기]	1,194	4,037	8,235	90,503	70,422
38	S92	발목을 제외한 발의 골절	1,125	17,813	18,119	1,266,753	956,061
39	M43	기타 변형성 등 병 증	1,065	15,225	15,477	1,268,656	957,883
40	S43	견갑대의 관절 및 인대의 탈구, 염좌 및	1,016	9,786	10,067	683,838	521,615
41	M24	기타 명시된 관절 이상	994	4,247	4,479	689,664	538,744
42	R42	현기 및 어지러움	990	4,602	5,033	549,498	424,899
43	C34	기관지 및 폐의 악성 신 생물	943	9,679	10,556	711,953	636,803
44	C16	위암	927	6,133	6,683	554,662	496,419
45	G44	기타 두통 증후군	844	2,370	2,826	417,086	327,629
46	F01	혈관성 치매	842	148	148	488,371	392,665
47	C56	난소의 악성 신 생물	779	9,110	9,785	574,232	511,658
48	C73	갑상샘의 악성 신 생물	743	7,512	7,877	547,018	476,591
49	U60	기병증 (氣病證)	740	171	184	222,948	179,430
50	U30	근골격계 및 결합조직의 질환	727	66	99	322,496	259,307

Note : Based on the Treatment Month

제VI-9표

Table VI-9

질병소분류별 외래 다빈도
Outpatient Benefits by Frequency

순위 Rank	상병 기호 I.C.D	상 병 명 Diseases	진료실인원 Patients	내원일수 Visits	급여일수 Reimbursed Days	진료비 Medical Expense	급여비 Benefit
1	M54	등 통 증	3,988,482	23,997,921	25,378,850	581,743,267	457,710,276
2	M79	달리 분류되지 않은 기타 연조직 장애	1,977,233	9,569,423	10,120,379	230,396,351	179,664,637
3	S33	요추 및 골반의 관절 및 인대의 탈구, 염	1,904,768	7,848,228	8,219,607	207,267,705	152,489,320
4	M62	기 타 근 육 장애	1,162,000	5,082,631	5,405,711	126,256,318	96,701,519
5	S93	발목 및 발부위의 관절 및 인대의 탈구,	954,236	3,549,943	3,677,462	90,126,055	65,951,828
6	M25	달리 분류되지 않은 기타 관절 장애	847,881	4,600,739	4,946,828	105,740,535	84,416,908
7	K30	소 화 불 량	752,877	2,692,707	3,710,982	63,805,340	48,805,040
8	S13	목 부위의 관절 및 인대의 탈구, 염좌 및	737,037	2,438,481	2,589,595	67,276,791	48,569,936
9	M75	어 깨 병 변	734,391	3,480,364	3,649,225	84,426,560	64,908,984
10	S43	견갑대의 관절 및 인대의 탈구, 염좌 및	516,835	2,149,883	2,255,554	55,444,427	41,199,980
11	S63	손목 및 손부위의 관절 및 인대의 탈구,	471,392	1,645,965	1,712,267	41,229,698	30,196,295
12	M17	무 료 관 절 증	386,529	2,546,568	2,707,225	57,397,333	46,902,787
13	U30	근 골 격 계 및 결 합 조 직 의 질 환	366,235	1,356,875	1,444,799	33,482,114	25,490,003
14	J00	급 성 비 인 두 염 [감 기]	366,027	1,010,498	2,069,071	22,219,419	16,783,846
15	S83	무릎의 관절 및 인대의 탈구, 염좌 및 긴	339,223	1,618,938	1,690,244	39,865,733	30,181,273
16	M77	기 타 골 부 착 부 병 증	223,297	985,910	1,031,771	24,375,801	17,901,690
17	R10	복 부 및 골 반 통 증	198,067	698,798	995,809	16,548,299	12,380,058
18	R51	두 통	153,994	637,426	730,448	14,623,980	11,401,885
19	S53	팔꿈치의 관절 및 인대의 탈구, 염좌 및	141,873	580,492	604,461	14,745,315	10,674,140
20	J30	혈 관 운 동 성 및 알 레 기 성 비 염	138,328	672,533	927,274	15,195,636	11,224,570
21	M51	기 타 추 간 판 장 애	135,622	905,181	958,973	24,636,615	17,963,716
22	G43	편 두 통	129,635	544,878	602,310	12,724,416	9,851,106
23	G44	기 타 두 통 증 후 군	116,828	501,567	557,901	11,920,856	9,258,036
24	U23	신 경 계 통 의 질 환	114,951	960,195	1,022,524	21,154,956	17,478,184
25	G51	안 면 신 경 장 애	110,596	1,451,344	1,507,693	34,068,179	25,606,301
26	M48	기 타 척 추 병 증	105,330	900,062	952,495	21,729,085	17,513,419
27	J31	만 성 비 염, 비 인 두 염 및 인 두 염	101,863	468,905	683,996	10,349,864	7,581,523
28	S23	흉곽의 관절 및 인대의 탈구, 염좌 및 긴	96,339	276,992	291,818	7,281,906	5,422,921
29	R42	현 기 및 어 지 러 움	95,589	476,881	556,695	10,666,757	8,472,776
30	G47	수 면 장 애	83,763	500,571	565,257	11,054,547	8,596,800
31	M72	섬 유 모 세 포 장 애	82,832	409,542	429,344	9,892,526	7,394,633
32	S80	아 래 다 리 의 표 재 성 손 상	79,609	313,741	326,824	7,574,158	5,862,692
33	M53	달리 분류되지 않은 기타 등 병 증	78,305	337,017	357,787	8,532,215	6,438,282
34	K29	위 염 및 십 이 지 장 염	74,886	282,374	450,014	6,568,241	4,955,275
35	R05	기 침	72,573	203,883	377,889	4,368,002	3,351,618
36	M50	경 추 간 판 장 애	60,672	366,779	386,219	10,257,114	7,287,021
37	R25	이 상 불 수 의 운 동	58,348	348,298	374,363	7,528,382	6,228,775
38	M24	기 타 명 시 된 관 절 이 상	57,296	279,382	291,667	6,462,849	5,047,209
39	R20	피 부 감 각 의 장 애	56,930	291,087	311,131	6,383,672	5,130,856
40	M19	기 타 관 절 증	56,795	282,670	300,306	6,456,366	5,116,044
41	H93	달리 분류되지 않은 귀의 기타 장애	56,442	461,216	501,255	10,374,507	7,917,568
42	U28	소 화 계 통 의 질 환	53,516	154,863	202,163	3,680,336	2,805,133
43	M13	기 타 관 절 염	51,795	281,250	312,384	6,191,930	4,936,931
44	U68	비 병 증 (脾 病 證)	51,668	191,673	242,003	4,242,869	3,237,819
45	K59	기 타 기 능 성 장 장 애	51,609	195,526	274,071	4,277,011	3,315,592
46	M47	척 추 증	47,167	303,526	325,381	7,361,838	5,853,840
47	U67	심 실 증 (心 實 證)	46,064	211,189	252,565	4,844,724	3,691,431
48	S30	복부, 아래등 및 골반의 표재성 손상	43,856	175,734	183,086	4,232,507	3,353,310
49	G57	하 지 의 단 일 신 경 병 증	43,203	245,703	256,001	5,529,143	4,471,428
50	M65	윤 활 막 염 및 힘 줄 윤 활 막 염	40,443	182,697	190,541	4,419,614	3,305,479

주 : 수진기준

상병 급여현황(한방 계)

of Disease(O.H&C Total)

(단위 : 명, 일, 천원)

Unit : Person, Day, KRW 1,000

순위 Rank	상병 기호 I.C.D	상 병 명 Diseases	진료실인원 Patients	내원일수 Visits	급여일수 Reimbursed Days	진료비 Medical Expense	급여비 Benefit
51	J06	다발성 및 상세불명 부위의 급성 상기도	39,194	104,719	204,675	2,307,373	1,747,934
52	F45	신 체 형 장 애	38,244	157,787	197,071	3,589,703	2,728,385
53	M70	사용, 과용 및 압박과 관련된 연조직 장애	37,711	158,482	166,397	3,842,792	2,914,264
54	G56	팔 의 단 일 신 경 병 증	37,431	175,075	184,694	4,179,166	3,170,249
55	S46	어깨 및 위팔 부위의 근육 및 힘줄의 손	36,187	165,831	172,828	4,232,139	3,127,956
56	G24	근 긴 장 이 상	33,310	154,497	164,568	3,521,898	2,701,229
57	K07	치 아 열 굴 이 상 [부 정 교 합 포 함]	33,291	173,806	181,224	4,305,687	3,155,182
58	R07	목 구 멍 및 가슴 의 통 증	33,033	136,911	152,616	3,137,989	2,414,590
59	U65	간 실 증 (肝 實 證)	32,879	143,182	168,228	3,317,230	2,475,440
60	S73	둔부의 관절 및 인대의 탈구, 염좌 및 긴	32,454	136,360	141,559	3,454,580	2,598,260
61	L30	기 타 피 부 염	31,941	189,268	217,132	4,020,220	2,898,242
62	L20	아 토 피 피 부 염	31,933	256,556	296,081	5,465,874	3,909,372
63	S90	발 목 및 발 의 표 재 성 손 상	31,492	96,338	99,886	2,363,736	1,766,649
64	N94	여성 생식기관 및 월경주기와 관련된 통	30,873	116,669	133,758	2,721,445	1,909,116
65	R60	달 리 분 류 되 지 않 은 부 종	30,566	147,349	156,743	3,195,625	2,506,634
66	M23	무 료 의 내 부 이 상	29,196	159,164	165,374	3,740,983	2,974,050
67	S70	둔 부 및 대 퇴 의 표 재 성 손 상	28,667	114,109	118,927	2,775,208	2,166,403
68	S40	어 깨 및 위 팔 의 표 재 성 손 상	27,584	125,497	130,490	2,998,998	2,335,447
69	S96	발목 및 발 부위의 근육 및 힘줄의 손상	27,571	97,040	100,269	2,416,157	1,796,657
70	L21	지 루 피 부 염	26,609	230,423	248,364	5,126,593	3,610,810
71	U60	기 병 증 (氣 病 證)	26,555	91,762	122,021	2,152,737	1,633,750
72	K92	소 화 계 통 의 기 타 질 환	25,854	94,847	115,899	2,189,520	1,687,284
73	S76	둔부 및 대퇴 부위의 근육 및 힘줄의 손	24,286	101,690	104,914	2,528,717	1,903,320
74	U71	신 병 증 (腎 病 證)	24,278	123,055	129,955	2,517,934	1,974,715
75	L50	두 드 러 기	23,546	102,824	126,596	2,266,649	1,628,229
76	U78	장 부 겸 병 증 (臟 腑 兼 病 證)	22,600	99,792	113,027	2,244,264	1,711,510
77	R68	기 타 전 신 증 상 및 징 후	22,147	82,324	88,166	1,669,687	1,321,973
78	M99	달 리 분 류 되 지 않 은 생물역학적 병변	21,716	159,502	170,766	3,885,619	3,128,771
79	M60	근 육 염	21,460	92,454	98,329	2,247,964	1,745,864
80	S60	손 목 및 손 의 표 재 성 손 상	21,375	69,122	71,672	1,658,107	1,251,947
81	U22	정 신 및 행 동 장 애	21,338	107,935	127,371	3,493,410	2,562,624
82	S86	아래다리 부위의 근육 및 힘줄의 손상	21,155	77,305	80,241	1,968,131	1,449,828
83	U66	심 허 증 (心 虛 證)	20,695	91,158	110,150	2,016,829	1,546,058
84	U64	간 허 증 (肝 虛 證)	20,596	90,366	95,986	1,910,873	1,465,999
85	R00	심 장 박 동 이 상	20,461	86,185	97,057	1,894,687	1,431,150
86	M76	발을 제외한 하지의 골부착 부병증	20,336	80,969	83,730	1,992,590	1,490,950
87	H53	시 각 장 애	19,434	127,893	131,779	2,774,426	2,164,139
88	K21	위 - 식 도 역 류 병	19,406	93,780	126,536	2,168,446	1,615,489
89	H81	전 정 기 능 의 장 애	17,789	95,652	110,769	2,211,971	1,700,748
90	U32	여성 비뇨생식기 및 분만 관련 질환	17,667	46,677	50,108	1,153,257	807,032
91	I69	뇌 혈 관 질 환 의 후 유 증	15,923	276,964	291,793	6,014,835	4,916,601
92	S50	아 래 팔 의 표 재 성 손 상	15,712	59,301	61,627	1,427,091	1,069,880
93	R61	다 한 증	15,526	65,790	82,075	1,498,026	1,092,691
94	R57	달 리 분 류 되 지 않 은 쇼 크	15,465	114,083	117,297	2,348,702	1,901,785
95	F48	기 타 신 경 성 장 애	13,860	45,011	55,245	969,526	722,012
96	R63	음식 및 수액섭취에 관계된 증상 및 징후	13,605	38,887	55,727	871,168	658,381
97	U69	폐 허 증 (肺 虛 證)	13,589	55,684	69,502	1,127,759	877,653
98	L29	가 려 움	13,561	64,321	73,970	1,327,260	1,025,709
99	S00	머 리 의 표 재 성 손 상	13,267	53,585	56,567	1,260,787	996,386
100	U73	위 병 증 (胃 病 證)	13,144	55,395	63,550	1,213,258	928,738

Note : Based on the Treatment Month

제Ⅵ-9-1표

질병소분류별 외래 다빈도 상병 급여현황(한방 남자)

Table Ⅵ-9-1

Outpatient Benefits by Frequency of Disease(O,H&C Male)

(단위 : 명, 일, 천원)

Unit : Person, Day, KRW 1,000

순위 Rank	상병 기호 I.C.D	상 병 명 Diseases	진료실인원 Patients	내원일수 Visits	급여일수 Reimbursed Days	진료비 Medical Expense	급여비 Benefit
1	M54	등 통 증	1,623,562	8,713,507	9,172,019	216,458,969	167,104,430
2	S33	요추 및 골반의 관절 및 인대의 탈구, 염	978,275	3,673,271	3,835,241	99,006,153	72,032,365
3	M79	달리 분류되지 않은 기타 연조직 장애	743,578	3,346,074	3,528,287	81,875,347	63,282,852
4	M62	기 타 근 육 장 애	451,634	1,849,184	1,956,347	46,723,771	35,484,189
5	S93	발목 및 발부위의 관절 및 인대의 탈구,	405,382	1,372,541	1,418,507	35,465,163	25,691,824
6	S13	목 부위의 관절 및 인대의 탈구, 염좌 및	327,396	1,000,550	1,057,704	28,163,813	20,224,582
7	M75	어 깨 병 변	279,975	1,279,300	1,337,426	31,469,918	23,912,518
8	M25	달리 분류되지 않은 기타 관절장애	279,337	1,390,022	1,489,116	32,704,988	25,740,231
9	S43	견갑대의 관절 및 인대의 탈구, 염좌 및	236,085	921,513	963,070	24,167,298	17,780,712
10	K30	소 화 불 량	208,763	658,568	964,166	15,782,656	12,018,613
11	S63	손목 및 손부위의 관절 및 인대의 탈구,	206,031	659,186	682,458	16,765,955	12,189,793
12	U30	근 골 격 계 및 결 합 조 직 의 질 환	143,455	489,466	519,421	12,306,051	9,266,737
13	S83	무릎의 관절 및 인대의 탈구, 염좌 및 긴	138,431	581,533	604,903	14,661,225	10,888,723
14	J00	급 성 비 인 두 염 [감 기]	138,397	383,480	791,946	8,503,984	6,431,415
15	M77	기 타 골 부 착 부 병 증	102,911	434,283	452,210	10,915,089	7,966,442
16	M17	무 료 관 절 증	98,674	588,570	627,173	13,448,622	10,890,920
17	J30	혈 관 운 동 성 및 알 레 르 기 성 비 염	75,290	370,287	513,274	8,380,987	6,191,287
18	S53	팔꿈치의 관절 및 인대의 탈구, 염좌 및	73,036	281,822	292,457	7,248,445	5,235,313
19	R10	복 부 및 골 반 통 증	58,088	191,581	283,058	4,567,840	3,410,981
20	M51	기 타 추 간 판 장 애	56,386	372,975	392,566	10,536,350	7,509,707
21	J31	만 성 비 염 , 비 인 두 염 및 인 두 염	56,183	260,337	378,963	5,752,851	4,206,998
22	S23	흉곽의 관절 및 인대의 탈구, 염좌 및 긴	48,851	125,393	131,245	3,413,982	2,482,509
23	U23	신 경 계 통 의 질 환	44,199	448,425	484,073	9,875,738	8,132,427
24	G51	안 면 신 경 장 애	42,208	650,954	672,556	15,392,817	11,431,005
25	R51	두 통	37,862	152,076	179,110	3,569,662	2,749,318
26	M48	기 타 척 추 병 증	33,524	304,434	325,523	7,478,188	5,962,777
27	M72	섬 유 모 세 포 장 애	33,184	154,522	162,087	3,799,290	2,833,929
28	G43	편 두 통	31,113	127,578	142,114	3,021,348	2,325,566
29	G44	기 타 두 통 증 후 군	29,388	123,617	139,019	2,988,154	2,292,148
30	M53	달리 분류되지 않은 기타 등 병증	29,281	121,413	128,149	3,128,208	2,342,833
31	S80	아 래 다 리 의 표 재 성 손 상	28,809	97,199	101,334	2,417,081	1,820,995
32	M50	경 추 간 판 장 애	28,350	179,768	187,483	5,132,611	3,603,949
33	R42	현 기 및 어 지 러 움	26,197	144,668	171,151	3,239,496	2,607,812
34	R05	기 침	25,344	67,010	133,127	1,444,087	1,106,526
35	H93	달리 분류되지 않은 귀의 기타 장애	22,945	197,953	217,095	4,534,066	3,440,214
36	G47	수 면 장 애	22,825	129,278	147,393	2,950,189	2,294,961
37	M24	기 타 명 시 된 관 절 이 상	21,027	94,177	97,685	2,236,764	1,724,251
38	K29	위 염 및 십 이 지 장 염	20,610	71,781	122,851	1,699,200	1,271,829
39	R25	이 상 불 수 의 운 동	19,172	115,078	123,967	2,516,554	2,076,684
40	R20	피 부 감 각 의 장 애	18,772	97,508	104,193	2,164,413	1,744,828
41	M19	기 타 관 절 증	18,447	85,009	90,731	1,985,046	1,562,143
42	M47	척 추 증	17,722	109,540	116,954	2,724,403	2,122,613
43	K59	기 타 기능 성 장 장 애	17,544	66,995	98,212	1,482,317	1,168,907
44	U68	비 병 증 (脾 病 證)	17,407	58,605	78,408	1,309,003	998,135
45	S30	복부, 아래 등 및 골반의 표재성 손상	17,149	61,486	64,095	1,510,199	1,175,626
46	S46	어깨 및 위팔 부위의 근육 및 힘줄의 손	16,767	73,738	76,931	1,910,005	1,398,210
47	U28	소 화 계 통 의 질 환	15,727	42,971	56,729	1,034,933	787,317
48	G57	하 지 의 단 일 신 경 병 증	15,210	89,860	93,868	2,030,877	1,637,625
49	L20	아 토 피 피 부 염	15,054	122,995	141,886	2,608,602	1,868,510
50	M70	사용, 과용 및 압박과 관련된 연조직 장애	14,994	57,805	60,448	1,436,217	1,078,813

주 : 수진기준

제Ⅵ-9-2표 질병소분류별 외래 다빈도 상병 급여현황(한방 여자)

Table Ⅵ-9-2 Outpatient Benefits by Frequency of Disease(O.H&C Female)

(단위 : 명, 일, 천원)

Unit : Person, Day, KRW 1,000

순위 Rank	상병 기호 I.C.D	상 병 명 Diseases	진료실인원 Patients	내원일수 Visits	급여일수 Reimbursed Days	진료비 Medical Expense	급여비 Benefit
1	M54	등 통 증	2,364,920	15,284,414	16,206,831	365,284,297	290,605,846
2	M79	달리 분류되지 않은 기타 연조직 장애	1,233,655	6,223,349	6,592,092	148,521,004	116,381,785
3	S33	요추 및 골반의 관절 및 인대의 탈구, 염	926,493	4,174,957	4,384,366	108,261,552	80,456,955
4	M62	기 타 근 육 장 애	710,366	3,233,447	3,449,364	79,532,546	61,217,330
5	M25	달리 분류되지 않은 기타 관절 장애	568,544	3,210,717	3,457,712	73,035,546	58,676,677
6	S93	발목 및 발부위의 관절 및 인대의 탈구,	548,854	2,177,402	2,258,955	54,660,892	40,260,004
7	K30	소 화 불 량	544,114	2,034,139	2,746,816	48,022,684	36,786,426
8	M75	어 깨 병 변	454,416	2,201,064	2,311,799	52,956,643	40,996,466
9	S13	목 부위의 관절 및 인대의 탈구, 염좌 및	409,641	1,437,931	1,531,891	39,112,979	28,345,353
10	M17	무 료 관 절 증	287,855	1,957,998	2,080,052	43,948,712	36,011,867
11	S43	견갑대의 관절 및 인대의 탈구, 염좌 및	280,750	1,228,370	1,292,484	31,277,129	23,419,268
12	S63	손목 및 손부위의 관절 및 인대의 탈구,	265,361	986,779	1,029,809	24,463,743	18,006,502
13	J00	급 성 비 인 두 염 [감 기]	227,630	627,018	1,277,125	13,715,435	10,352,431
14	U30	근 골 격 계 및 결 합 조 직 의 질 환	222,780	867,409	925,378	21,176,062	16,223,266
15	S83	무릎의 관절 및 인대의 탈구, 염좌 및 긴	200,792	1,037,405	1,085,341	25,204,509	19,292,550
16	R10	복 부 및 골 반 통 증	139,979	507,217	712,751	11,980,459	8,969,077
17	M77	기 타 골 부 착 부 병 증	120,386	551,627	579,561	13,460,712	9,935,248
18	R51	두 통	116,132	485,350	551,338	11,054,318	8,652,567
19	G43	편 두 통	98,522	417,300	460,196	9,703,068	7,525,540
20	G44	기 타 두 통 증 후 군	87,440	377,950	418,882	8,932,702	6,965,889
21	M51	기 타 추 간 판 장 애	79,236	532,206	566,407	14,100,265	10,454,009
22	M48	기 타 척 추 병 증	71,806	595,628	626,972	14,250,897	11,550,642
23	U23	신 경 계 통 의 질 환	70,752	511,770	538,451	11,279,218	9,345,757
24	R42	현 기 및 어 지 러 움	69,392	332,213	385,544	7,427,261	5,864,964
25	S53	팔꿈치의 관절 및 인대의 탈구, 염좌 및	68,837	298,670	312,004	7,496,871	5,438,826
26	G51	안 면 신 경 장 애	68,388	800,390	835,137	18,675,362	14,175,295
27	J30	혈 관 운 동 성 및 알 레 르 기 성 비 염	63,038	302,246	414,000	6,814,649	5,033,283
28	G47	수 면 장 애	60,938	371,293	417,864	8,104,359	6,301,839
29	K29	위 염 및 십 이 지 장 염	54,276	210,593	327,163	4,869,041	3,683,446
30	S80	아 래 다 리 의 표 재 성 손 상	50,800	216,542	225,490	5,157,077	4,041,697
31	M72	섬 유 모 세 포 장 애	49,648	255,020	267,257	6,093,236	4,560,704
32	M53	달리 분류되지 않은 기타 등 병 증	49,024	215,604	229,638	5,404,007	4,095,449
33	S23	흉곽의 관절 및 인대의 탈구, 염좌 및 긴	47,488	151,599	160,573	3,867,924	2,940,412
34	R05	기 침	47,229	136,873	244,762	2,923,915	2,245,092
35	J31	만 성 비 염 , 비 인 두 염 및 인 두 염	45,680	208,568	305,033	4,597,013	3,374,525
36	R25	이 상 불 수 의 운 동 증	39,176	233,220	250,396	5,011,828	4,152,091
37	M19	기 타 관 절 증	38,348	197,661	209,575	4,471,320	3,553,901
38	R20	피 부 감 각 의 장 애	38,158	193,579	206,938	4,219,259	3,386,028
39	U28	소 화 계 통 의 질 환	37,789	111,892	145,434	2,645,403	2,017,816
40	M13	기 타 관 절 염	36,994	205,567	229,234	4,493,257	3,592,790
41	M24	기 타 명 시 된 관 절 이 상	36,269	185,205	193,982	4,226,085	3,322,958
42	U67	심 실 증 (心 實 證)	34,527	159,787	190,036	3,653,934	2,793,826
43	U68	비 병 증 (脾 病 證)	34,261	133,068	163,595	2,933,866	2,239,684
44	K59	기 타 기 능 성 장 애	34,065	128,531	175,859	2,794,694	2,146,685
45	H93	달리 분류되지 않은 귀의 기타 장애	33,497	263,263	284,160	5,840,441	4,477,354
46	M50	경 추 간 판 장 애	32,322	187,011	198,736	5,124,503	3,683,072
47	N94	여성 생식기관 및 월경주기와 관련된 통	30,873	116,669	133,758	2,721,445	1,909,116
48	M47	척 추 증	29,445	193,986	208,427	4,637,435	3,731,227
49	F45	신 체 형 장 애	28,166	118,866	148,211	2,697,385	2,052,133
50	G57	하 지 의 단 일 신 경 병 증	27,993	155,843	162,133	3,498,266	2,833,803

Note : Based on the Treatment Month

제VI-10표

Table VI-10

65세이상 노인 질병소분류별

Benefits by Frequency of Disease

순위 Rank	상병 기호 I.C.D	상 병 명 Diseases	진료실인원 Patients	내원일수 Visits	급여일수 Reimbursed Days	진료비 Medical Expense	급여비 Benefit
1	I10	본 태 성 (원 발 성) 고 혈 압	2,736,034	22,750,620	693,593,894	1,564,617,950	1,137,546,583
2	K05	치 은 염 및 치 주 질 환	2,671,343	6,547,319	13,578,768	254,484,620	182,579,372
3	J20	급 성 기 관 지 염	2,179,869	6,357,817	32,339,409	190,338,279	151,685,326
4	M54	등 통 증	1,577,986	11,370,522	49,869,735	374,766,197	289,533,393
5	M17	무 료 관 절 증	1,560,686	12,987,914	89,407,699	1,048,245,227	786,531,928
6	E11	2 형 당 뇨 병	1,224,808	10,183,497	284,765,936	995,313,845	704,335,839
7	K29	위 염 및 십 이 지 장 염	1,172,530	2,805,361	30,748,243	124,468,853	90,766,439
8	K21	위 식 도 역 류 병	1,096,215	3,061,273	52,247,578	179,391,966	124,987,412
9	M48	기 타 척 측 병 증	1,081,047	8,891,215	63,483,852	557,441,901	404,524,263
10	K08	치 아 및 지 구 조 의 기 타 장 애	1,053,789	3,449,391	5,681,383	1,359,133,970	895,704,695
11	L23	엘 러 지 성 접 촉 피 부 염	915,736	2,433,831	14,812,014	65,989,309	53,302,158
12	K04	치 수 및 근 단 주 위 조 직 의 질 환	886,653	3,174,691	5,138,241	117,983,733	85,871,511
13	J00	급 성 비 인 두 염 [감 기]	794,145	1,967,331	9,597,133	36,626,299	29,782,180
14	M79	달 리 분 류 되 지 않 은 기 타 연 조 직 장 애	783,557	2,670,433	12,690,433	78,932,626	60,778,203
15	H10	결 막 염	780,032	1,800,348	6,209,274	58,791,964	47,218,397
16	J06	다발성및상세불명부위의급성상기도감염	778,338	1,739,001	8,784,765	46,228,376	37,128,076
17	J30	혈 관 운 동 성 및 엘 러 지 성 비 염	753,641	1,740,440	12,424,816	51,465,650	40,314,230
18	H25	노 년 백 내 장	751,229	2,517,143	9,229,237	393,674,738	308,320,806
19	N40	전 립 선 증 식	739,721	3,948,103	139,502,607	340,381,469	230,674,099
20	K02	치 아 우 식	699,134	1,141,957	1,622,493	44,269,495	31,597,460
21	M75	어 깨 병 변	695,414	4,039,046	18,680,941	213,087,455	157,972,927
22	H04	눈 물 계 통 의 장 애	676,389	1,633,651	7,811,279	69,155,326	51,890,504
23	Z46	기타장치외부착및조정위하여보건서비스	621,365	994,484	1,092,103	70,323,168	50,190,191
24	M81	병 적 골 절 이 없 는 골 다 공 증	586,941	2,038,812	40,831,623	139,256,778	96,801,331
25	M51	기 타 추 간 판 장 애	580,459	4,402,146	22,717,485	237,491,369	174,893,976
26	B35	백 선 증	560,873	1,395,544	11,450,165	57,780,410	43,208,113
27	E78	지 질 단 백 질 대 사 장 애 및 기 타 지 질 증	560,548	2,051,223	81,332,297	153,104,512	107,212,412
28	J40	급성인지만성인지명시되지않은기관지염	559,135	1,410,243	8,480,095	59,760,222	44,273,450
29	M47	척 추 증	533,871	3,575,048	15,448,616	141,841,217	108,491,831
30	M13	기 타 관 절 증	469,892	2,081,894	14,819,219	85,242,040	64,802,376
31	A09	감염성및상세불명기원의기타위장염및결	464,402	1,087,872	5,619,972	98,748,513	73,445,397
32	J04	급 성 후 두 염 및 기 관 염	462,186	1,137,561	5,573,036	31,104,333	25,303,496
33	J03	급 성 성 편 도 염	453,091	974,237	4,514,217	27,104,873	21,935,089
34	J02	급 성 성 인 두 염	448,034	939,285	4,511,692	24,516,715	19,932,790
35	F00	알 츠 하 이 머 병 에 서 의 치 매 (G30.-+)	432,796	22,176,366	83,623,599	1,783,327,665	1,309,048,868
36	K59	기 타 기 능 성 장 장 애	431,786	929,779	11,132,083	44,285,246	31,005,119
37	H35	기 타 망 막 장 애	413,866	1,307,309	14,156,496	189,313,188	146,407,447
38	L50	두 드 러 기	410,344	1,010,025	7,395,043	29,193,537	22,727,237
39	M25	달 리 분 류 되 지 않 은 기 타 관 절 장 애	406,411	1,591,872	9,629,411	51,011,468	36,373,409
40	K03	치 아 경 조 직 의 기 타 질 환	401,005	625,539	936,269	31,614,667	22,528,531
41	H16	각 막 염	399,011	1,008,478	4,002,665	39,059,646	29,951,826
42	S33	요 추 및 골반의관절및인대의탈구,염좌및긴	392,150	1,574,679	6,263,686	55,909,558	42,901,874
43	I20	협 심 증	391,943	1,821,168	92,357,693	500,147,775	383,854,330
44	H81	전 정 기 능 의 장 애	389,428	1,147,868	15,728,962	87,719,320	60,922,406
45	K58	과 민 대 장 증 후 군	388,989	761,897	6,636,010	40,109,281	28,172,371
46	M19	기 타 관 절 증	372,889	1,469,078	15,448,932	80,313,881	57,945,368
47	H40	녹 내 장	365,958	1,395,680	8,966,811	126,221,344	86,004,145
48	I63	뇌 경 색 증	345,540	7,882,771	81,043,809	1,141,255,315	861,233,107
49	J45	천 식	344,061	1,430,775	17,757,120	102,952,144	73,833,833
50	N30	방 광 염	336,884	934,016	6,498,435	41,617,898	30,941,130

주 : 수진기준 (한의분류 제외, 급여일수, 진료비와 급여비는 약국포함)

다빈도 상병 급여현황(계)

in elderly man above the age of 65(Total)

(단위 : 명, 일, 천원)

Unit : Person, Day, KRW 1,000

순위 Rank	상병 기호 I.C.D	상 병 명 Diseases	진료실인원 Patients	내원일수 Visits	급여일수 Reimbursed Days	진료비 Medical Expense	급여비 Benefit
51	R42	어 지 림 증 및 어 지 림	331,625	732,134	11,180,392	68,745,796	45,112,130
52	H60	외 이	331,319	976,515	2,657,495	20,972,628	17,308,005
53	R10	복 부 및 골 반 통 증	297,360	540,983	4,381,155	46,261,248	29,012,561
54	M65	운 활 막 염 및 힘 줄 운 활 막 염	276,351	1,008,879	4,437,349	35,617,513	27,183,340
55	J01	급 성 부 비 동 염	264,635	627,321	3,194,656	20,517,206	15,923,219
56	K25	위 궤 양	262,996	729,080	10,269,410	64,708,265	46,948,264
57	H52	굴 절 및 조 절 의 장 애	251,211	395,491	1,836,063	24,654,894	17,848,054
58	L30	기 타 피 부	247,765	556,381	3,783,571	17,625,902	13,054,741
59	K52	기 타 비 감 염 성 위 장 염 및 결 장 염	243,032	440,338	2,430,114	17,789,409	13,667,628
60	J18	상 세 불 명 병 원 체 의 폐 렴	237,265	2,240,572	6,291,607	478,542,380	375,109,283
61	L03	연 조 직 염	236,564	773,095	3,028,565	43,476,377	32,854,557
62	K12	구 내 염 및 관 련 병	232,385	481,022	1,737,435	13,555,704	10,510,225
63	R07	목 구 멍 및 가 숨 의 통 증	231,212	425,246	9,385,415	53,962,626	34,438,044
64	M50	경 추 간 판 장 애	226,909	1,454,664	6,629,360	69,492,867	51,108,035
65	L24	자 극 물 접 촉 피 부 염	219,242	489,997	2,810,936	13,510,752	10,810,582
66	K63	장 의 기 타 질 환	213,784	382,570	2,757,083	101,588,928	68,150,332
67	N31	달리분류되지않은방광의신경근육기능장	212,577	684,703	19,118,098	52,222,122	35,797,419
68	G47	수 면 장 애	209,038	689,713	14,136,211	28,654,373	21,068,448
69	F32	우 울 에 피 소 드	208,445	1,569,073	33,689,278	101,010,776	70,311,964
70	J32	만 성 부 비 동 염	204,417	635,844	3,239,490	30,662,817	22,168,133
71	E14	상 세 불 명 의 당 뇨 병	201,147	1,273,251	31,996,846	139,442,506	97,846,121
72	F41	기 타 불 안 장 애	200,889	1,007,889	20,135,103	50,551,233	35,876,551
73	H36	달 리 분 류 된 질 환 에 서 의 망 막 장 애	200,675	623,855	15,405,715	56,972,818	37,786,357
74	R51	두 통	196,013	377,649	6,244,504	30,697,429	19,233,341
75	F06	뇌손상,뇌기능이상및신체질환에의한기타	194,224	913,499	21,566,736	85,422,516	58,395,315
76	B02	대 상 포 진	193,507	802,610	4,465,633	54,260,010	39,693,267
77	H26	기 타 백 내 장	186,731	487,747	2,229,400	92,630,830	66,981,898
78	K30	기 능 성 소 화 불 량	176,522	333,989	3,440,817	13,572,858	9,268,605
79	H90	전 음 성 및 감 각 신 경 정 력 소 실	175,191	326,514	1,604,105	19,410,768	12,781,437
80	L21	지 루 피 부	174,800	409,821	2,769,576	12,017,071	9,358,723
81	Z96	기 타 기 능 성 삽 입 물 의 존 재	168,753	590,462	2,458,637	27,014,210	19,560,228
82	I11	고 혈 압 성 심 장 병	168,400	925,034	35,392,774	98,759,084	68,577,988
83	S02	두 개 골 및 안 면 골 의 골 절	164,517	316,504	619,795	17,874,156	12,572,429
84	M77	기 타 골 부 착 부 병 증	164,231	621,640	2,798,359	19,220,790	14,449,332
85	L02	피 부 의 농 양 , 종 기 및 큰 종 기	155,791	458,123	1,720,950	17,361,741	13,495,954
86	H11	결 막 의 기 타 장 애	155,358	279,485	1,035,382	13,472,599	9,797,683
87	S22	늑 골 , 흉 골 및 흉 추 의 골 절	154,797	1,369,662	6,161,132	152,841,497	111,730,948
88	S23	흉곽의관절및인대의탈구,염좌및긴장	151,171	343,386	1,445,443	12,515,295	9,431,650
89	J42	상 세 불 명 의 만 성 기 관 지 염	148,229	403,730	3,270,796	17,209,583	12,573,569
90	K76	간 의 기 타 질 환	147,456	254,039	3,523,897	24,877,220	16,741,352
91	G44	기 타 두 통 증 후 군	146,933	339,449	5,167,234	25,523,660	16,884,792
92	J44	기 타 만 성 폐 색 성 폐 질 환	146,000	1,128,942	17,108,624	156,770,534	111,656,737
93	M15	다 발 관 절 증	145,836	596,018	8,396,905	29,721,401	20,997,853
94	J41	단 순 성 및 점 액 화 농 성 만 성 기 관 지 염	141,193	367,365	2,425,476	12,479,021	9,674,835
95	H61	외 이 의 기 타 장 애	139,275	229,437	541,146	7,597,299	5,567,406
96	N18	만 성 신 장 병	138,501	5,437,413	35,302,500	1,057,265,661	918,184,253
97	H01	눈 껍 풀 의 기 타 염 증	136,292	300,951	1,282,368	11,542,949	8,630,007
98	I48	심 방 세 동 및 조 동	136,045	739,018	32,689,649	167,446,771	120,396,666
99	G31	달리분류되지않은신경계통의기타퇴행성	135,978	470,017	13,859,364	38,242,315	28,175,090
100	K07	치 아 열 굴 이 상 [부 정 교 합 포 함]	134,815	227,189	745,289	7,266,908	5,264,442

Note : Based on the Treatment Month (excluding herbal medicine,including pharmacy in Treatment Days Treatment Amount and Benefit Amount)

제VI-10-1표

Table VI-10-1

65세이상 노인 질병소분류별

Benefits by Frequency of Disease

순위 Rank	상병 기호 I.C.D	상 병 명 Diseases	진료실인원 Patients	내원일수 Visits	급여일수 Reimbursed Days	진료비 Medical Expense	급여비 Benefit
1	K05	치 은 염 및 치 주 질 환	1,261,690	3,181,837	6,736,750	123,299,452	88,316,730
2	I10	본 태 성 (원 발 성) 고 혈 압	1,078,676	8,473,268	266,071,882	573,166,462	414,933,861
3	J20	급 성 기 관 지 염	915,237	2,659,670	13,492,164	78,487,405	62,432,099
4	N40	전 립 선 증 식 증	739,721	3,948,103	139,502,607	340,381,469	230,674,099
5	E11 2	형 당 뇨 병	563,560	4,529,128	130,333,045	440,278,678	309,571,833
6	M54	등 통 증	555,543	3,752,511	16,327,726	123,753,858	94,660,814
7	K08	치 아 및 지 지 구 조 의 기 타 장 애	509,886	1,652,538	2,752,738	654,265,198	430,072,627
8	K29	위 염 및 십 이 지 장 염	466,572	1,126,631	12,814,942	50,809,362	36,576,421
9	K21	위 식 도 역 류 병	454,953	1,271,194	22,123,782	75,134,041	51,894,069
10	K04	치 수 및 근 단 주 위 조 직 의 질 환	444,087	1,631,622	2,679,475	60,744,804	44,104,509
11	M17	무 료 관 절 증	426,538	3,125,347	21,979,170	201,809,246	149,673,794
12	L23	엘 러 지 성 접 촉 피 부 염	401,208	1,181,270	7,801,948	32,958,517	26,322,144
13	M48	기 타 척 추 병 증	374,624	3,124,922	22,502,159	197,701,220	142,054,228
14	J30	혈 관 운 동 성 및 엘 러 지 성 비 염	359,194	881,212	6,542,899	26,157,211	20,303,146
15	J00	급 성 비 인 두 염 [감 기]	330,910	813,203	3,955,493	15,127,534	12,231,699
16	J06	다발성및상세불명부위의급성상기도감염	326,481	729,519	3,649,122	19,136,018	15,309,338
17	K02	치 아 우 식	325,170	544,107	782,429	21,318,976	15,128,974
18	H25	노 년 백 내 장	308,498	1,031,846	4,113,668	160,394,045	125,130,712
19	H10	결 막 염	293,799	676,154	2,251,573	21,685,141	17,418,932
20	M79	달 리분 류 되 지 않 은 기 타 연 조 직 장 애	289,376	958,298	4,371,752	27,955,701	21,442,054
21	Z46	기타장치의부착및조정을위하여보건서비	282,286	460,102	505,223	32,356,805	23,075,630
22	B35	백 선 증	278,983	704,079	5,904,767	28,690,409	21,269,257
23	M75	어 깨 병 년	260,727	1,517,120	7,097,271	80,158,839	58,980,410
24	J40	급성인지만성인지명시되지않은기관지염	240,430	611,673	3,675,696	25,193,604	18,459,867
25	H04	눈 물 계 통 의 장 애	238,872	581,656	3,056,567	24,328,459	17,910,993
26	K59	기 타 기 능 성 장 장 애	211,132	483,675	5,991,534	22,106,224	15,350,905
27	M51	기 타 추 간 판 장 애	208,327	1,592,485	8,366,007	88,910,701	64,722,303
28	I20	협 심 증	205,708	932,553	49,475,015	280,980,014	217,820,001
29	K03	치 아 경 조 직 의 기 타 질 환	200,537	319,176	477,362	16,685,598	11,842,961
30	J04	급 성 후 두 염 및 기 관 염	193,898	481,021	2,384,089	13,193,454	10,689,367
31	A09	감염성및상세불명기원의기타위장염및결	192,095	426,373	2,277,048	35,984,355	26,687,485
32	J02	급 성 인 두 염	186,589	390,990	1,874,485	10,176,748	8,244,378
33	J03	급 성 편 도 염	184,695	397,130	1,834,539	10,947,520	8,848,157
34	M47	척 추 증	183,792	1,187,227	5,127,489	48,374,145	36,675,832
35	K58	과 민 대 장 증 후 군	178,101	357,387	3,243,118	19,323,831	13,476,727
36	E78	지 질 단 백 질 대 사 장 애 및 기 타 지 질 증	176,412	580,298	23,175,047	46,197,061	32,134,891
37	L50	두 드 러 기	172,939	460,550	3,499,213	13,410,482	10,389,485
38	I63	뇌 경 색 증	172,501	3,142,066	41,375,191	503,673,730	379,079,334
39	H35	기 타 망 막 장 애	170,547	587,098	6,073,480	93,843,767	74,499,822
40	H40	녹 내 장	160,388	638,194	3,971,874	57,125,808	38,693,416
41	S33	요추및골반의관절및인대의탈구,염좌및긴	157,425	601,310	2,383,466	20,844,639	15,959,046
42	M13	기 타 관 절 염	152,549	642,430	4,500,712	24,704,525	18,679,924
43	H16	각 막 염	147,401	374,759	1,413,001	14,307,696	10,912,895
44	M25	달 리분 류 되 지 않 은 기 타 관 절 장 애	143,862	538,283	3,115,208	17,016,740	12,019,914
45	H60	외 이 염	141,421	449,536	1,191,417	9,597,157	7,883,680
46	J45	천 식	138,396	565,421	7,210,529	38,654,794	27,498,385
47	H81	전 정 기 능 의 장 애	130,047	387,766	5,677,403	29,655,709	20,261,924
48	M19	기 타 관 절 증	125,630	488,293	4,300,355	23,691,527	17,090,374
49	K63	장 의 기 타 질 환	121,474	213,425	1,570,074	57,002,187	37,872,608
50	R42	어 지 럼 증 및 어 지 럼	120,329	268,561	4,246,461	25,394,596	16,290,399

주 : 수진기준 (한의분류 제외, 급여일수, 진료비와 급여비는 약국포함)

다빈도 상병 급여현황(남자)

in elderly man above the age of 65 (Male)

(단위 : 명, 일, 천원)

Unit : Person, Day, KRW 1,000

순위 Rank	상병 기호 I.C.D	상 병 명 Diseases	진료실인원 Patients	내원일수 Visits	급여일수 Reimbursed Days	진료비 Medical Expense	급여비 Benefit
51	L30	기 타 피 부 염	119,698	293,895	2,180,203	9,705,873	7,050,086
52	R10	복 부 및 골 반 통 증	118,853	213,802	1,707,572	18,833,604	11,664,326
53	K25	위 궤 양	117,754	329,957	4,809,591	31,855,823	23,041,505
54	F00	알츠하이머병에서의치매 (G30.-+)	117,289	4,511,143	20,502,990	373,025,029	272,359,741
55	J01	급 성 부 비 동 염	113,782	277,024	1,430,393	8,875,636	6,878,471
56	J18	상 세 불 명 병 원 체 의 폐 렴	113,724	1,174,295	3,363,871	275,105,901	216,627,933
57	L21	지 루 피 부 염	112,052	275,481	1,938,516	8,216,735	6,340,479
58	J44	기 타 만 성 폐 색 성 폐 질 환	109,780	815,860	13,928,557	120,480,934	85,169,086
59	L03	연 조 직 염	107,576	374,945	1,453,775	21,210,947	15,933,468
60	H52	굴 절 및 조 절 의 장 애	103,986	163,558	723,743	9,992,057	7,231,795
61	M65	윤 활 막 염 및 힘 줄 윤 활 막 염	103,900	377,349	1,668,217	12,994,171	9,903,061
62	K52	기 타 비 감염 성 위 장 염 및 결 장 염	102,446	185,000	1,045,716	7,391,713	5,666,773
63	R07	목 구 멍 및 가 숨 의 통 증	102,293	186,577	4,021,755	23,836,233	15,207,481
64	L24	자 극 물 접 촉 피 부 염	101,675	250,406	1,534,570	7,086,853	5,614,991
65	K12	구 내 염 및 관 련 병 변	97,971	205,270	717,838	5,782,179	4,470,689
66	M50	경 추 간 판 장 애	96,381	653,820	3,108,706	32,503,761	23,645,543
67	E14	상 세 불 명 의 당 뇨 병	93,594	568,267	14,907,721	64,171,291	44,930,019
68	G47	수 면 장 애	89,893	313,605	6,224,936	13,027,474	9,566,676
69	J32	만 성 부 비 동 염	89,157	287,363	1,514,343	14,255,295	10,218,788
70	H36	달 리 분 류 된 질 환 에 서 의 망 막 장 애	87,800	271,792	6,481,849	25,724,490	16,703,163
71	M10	통 풍	86,190	389,907	8,786,673	19,602,036	13,636,689
72	S02	두 개 골 및 안 면 골 의 골 절	83,862	164,714	329,883	10,418,952	7,298,111
73	N18	만 성 신 장 병	83,438	2,916,527	20,619,486	575,482,240	499,524,050
74	H90	전 음 성 및 감 각 신 경 성 청 력 소 실	82,215	156,730	768,179	9,194,695	5,935,317
75	M77	기 타 골 부 착 부 병 증	74,948	291,110	1,325,956	8,935,543	6,696,550
76	B02	대 상 포 진	74,365	315,222	1,829,670	20,578,131	14,942,465
77	I48	심 방 세 동 및 조 동	73,857	373,499	17,750,520	87,509,444	62,990,284
78	L02	피 부 의 농 양 , 종 기 및 큰 종 기	73,355	232,243	885,347	8,593,362	6,654,439
79	C61	전 립 선 의 악 성 신 생 물	71,542	872,140	14,751,077	231,832,353	213,693,480
80	H11	결 막 의 기 타 장 애	70,551	125,335	433,426	5,996,999	4,329,439
81	K30	기 능 성 소 화 불 량	69,957	135,811	1,438,758	5,615,800	3,791,708
82	H26	기 타 백 내 장	68,996	184,314	840,394	34,903,682	25,222,346
83	J42	상 세 불 명 의 만 성 기 관 지 염	68,746	193,143	1,721,935	8,448,188	6,026,900
84	N31	달리분류되지않은방광의신경근육기능장	68,080	218,761	6,841,558	19,361,405	13,214,091
85	R51	두 통	67,793	131,173	2,115,730	10,269,200	6,312,516
86	F41	기 타 불 안 장 애	67,790	348,963	7,002,371	17,263,357	12,160,756
87	I25	만 성 허 혈 심 장 병	66,443	276,220	15,102,569	93,581,317	73,037,725
88	K76	간 의 기 타 질 환	66,326	117,225	1,698,100	11,198,254	7,510,683
89	D12	결장,직장,항문및항문관의양성신생물	65,539	128,231	1,066,661	29,377,483	19,298,672
90	K07	치 아 일 굴 이 상 [부 정 교 합 포 함]	64,762	101,479	278,140	3,061,511	2,251,551
91	F06	뇌손상,뇌기능이상및신체질환에의한기타	64,745	309,525	7,160,018	29,374,439	19,934,786
92	F32	우 울 에 피 소 드	64,207	498,710	9,864,393	31,593,420	22,001,782
93	L29	가 려 움	63,147	163,601	2,064,042	5,839,139	3,834,289
94	Z96	기 타 기 능 성 삽 입 물 의 존 재	62,661	224,142	852,532	9,863,363	7,137,239
95	I11	고 혈 압 성 심 장 병	61,447	310,378	12,356,506	33,405,642	22,971,551
96	J41	단 순 성 및 점 액 화 농 성 만 성 기 관 지 염	61,246	165,061	1,138,117	5,589,968	4,292,972
97	S61	손 목 및 손 의 열 린 상 처	60,247	236,525	616,447	9,228,086	6,684,157
98	H61	외 이 의 기 타 장 애	60,221	104,127	240,015	3,415,232	2,480,964
99	F51	비 기 질 성 수 면 장 애	58,051	284,251	5,785,615	11,439,004	8,203,560
100	C16	위 의 악 성 신 생 물	57,207	721,008	5,119,818	187,676,579	169,817,346

Note : Based on the Treatment Month (excluding herbal medicine,including pharmacy in Treatment Days Treatment Amount and Benefit Amount)

제VI-10-2표

Table VI-10-2

65세이상 노인 질병소분류별

Benefits by Frequency of Disease

순위 Rank	상병 기호 I.C.D	상 병 명 Diseases	진료실인원 Patients	내원일수 Visits	급여일수 Reimbursed Days	진료비 Medical Expense	급여비 Benefit
1	I10	본 태 성 (원 발 성) 고 혈 압	1,657,358	14,277,352	427,522,012	991,451,488	722,612,722
2	K05	치 은 염 및 치 주 질 환	1,409,653	3,365,482	6,842,018	131,185,168	94,262,642
3	J20	급 성 기 관 지 염	1,264,632	3,698,147	18,847,245	111,850,874	89,253,227
4	M17	무 료 관 절 증	1,134,148	9,862,567	67,428,529	846,435,981	636,858,134
5	M54	등 통 증	1,022,443	7,618,011	33,542,009	251,012,339	194,872,579
6	M48	기 타 척 추 병 증	706,423	5,766,293	40,981,693	359,740,681	262,470,035
7	K29	위 염 및 십 이 지 장 염	705,958	1,678,730	17,933,301	73,659,490	54,190,018
8	E11	2 형 당 뇨 병	661,248	5,654,369	154,432,891	555,035,167	394,764,005
9	K21	위 식 도 역 류 병	641,262	1,790,079	30,123,796	104,257,925	73,093,343
10	M81	병 적 골 절 이 없 는 골 다 공 증	550,390	1,920,277	38,712,821	132,135,488	91,823,997
11	K08	치 아 및 지 구 조 의 기 타 장 애	543,903	1,796,853	2,928,645	704,868,772	465,632,067
12	L23	엘 러 지 성 접 촉 피 부 염	514,528	1,252,561	9,010,066	33,030,791	26,980,015
13	M79	달 리 분 류 되 지 않 은 기 타 연 조 직 장 애	494,181	1,712,135	8,318,681	50,976,925	39,336,149
14	H10	결 막 염	486,233	1,124,194	3,957,701	37,106,824	29,799,466
15	J00	급 성 비 인 두 염 [감 기]	463,235	1,154,128	5,641,640	21,498,764	17,550,481
16	J06	다발성잇상세불명부위의급성상기도감염	451,857	1,009,482	5,135,643	27,092,358	21,818,737
17	H25	노 년 백 내 장	442,731	1,485,297	5,115,569	233,280,693	183,190,094
18	K04	치 수 및 근 단 주 위 조 직 의 질 환	442,566	1,543,069	2,458,766	57,238,929	41,767,002
19	H04	눈 물 계 통 의 장 애	437,517	1,051,995	4,754,712	44,826,867	33,979,511
20	M75	어 깨 병 변	434,687	2,521,926	11,583,670	132,928,615	98,992,516
21	J30	혈 관 운 동 성 및 엘 러 지 성 비 염	394,447	859,228	5,881,917	25,308,439	20,011,083
22	E78	지 질 단 백 질 대 사 장 애 및 기 타 지 질 증	384,136	1,470,925	58,157,250	106,907,451	75,077,521
23	K02	치 아 우 식	373,964	597,850	840,064	22,950,519	16,468,486
24	M51	기 타 추 간 판 장 애	372,132	2,809,661	14,351,478	148,580,668	110,171,673
25	M47	척 추 증	350,079	2,387,821	10,321,127	93,467,072	71,815,999
26	Z46	기타장치의부착및조정을위하여보건서비스	339,079	534,382	586,880	37,966,363	27,114,562
27	J40	급성인진만성인진명시되지않은기관지염	318,705	798,570	4,804,399	34,566,618	25,813,583
28	M13	기 타 관 절 염	317,343	1,439,464	10,318,507	60,537,514	46,122,453
29	F00	알 츠 하 이 머 병 예 서 의 치 매 (G30.-+)	315,507	17,665,223	63,120,609	1,410,302,636	1,036,689,127
30	N30	방 광 염	312,090	871,095	5,906,708	36,899,504	27,504,543
31	B35	백 선 증	281,890	691,465	5,545,398	29,090,001	21,938,856
32	A09	감염성잇상세불명기원의기타위장염및결	272,307	661,499	3,342,924	62,764,157	46,757,913
33	J03	급 성 편 도 염	268,396	577,107	2,679,678	16,157,353	13,086,933
34	J04	급 성 후 두 염 및 기 관 염	268,288	656,540	3,188,947	17,910,880	14,614,129
35	M25	달 리 분 류 되 지 않 은 기 타 관 절 장 애	262,549	1,053,589	6,514,203	33,994,728	24,353,495
36	J02	급 성 인 두 염	261,445	548,295	2,637,207	14,339,967	11,688,412
37	H81	전 정 기 능 의 장 애	259,381	760,102	10,051,559	58,063,611	40,660,483
38	H16	각 막 염	251,610	633,719	2,589,664	24,751,950	19,038,932
39	M19	기 타 관 절 증	247,259	980,785	11,148,577	56,622,354	40,854,994
40	H35	기 타 망 막 장 애	243,319	720,211	8,083,016	95,469,420	71,907,625
41	L50	두 드 러 기	237,405	549,475	3,895,830	15,783,055	12,337,751
42	S33	요추및골반의관절및인대의탈구,염좌및긴	234,725	973,369	3,880,220	35,064,920	26,942,828
43	K59	기 타 기 능 성 장 장 애	220,654	446,104	5,140,549	22,179,022	15,654,214
44	R42	어 지 럽 증 및 어 지 럽	211,296	463,573	6,933,931	43,351,200	28,821,731
45	K58	과 민 대 장 증 후 군	210,888	404,510	3,392,892	20,785,449	14,695,644
46	J45	천 식	205,665	865,354	10,546,591	64,297,350	46,335,448
47	H40	녹 내 장 환	205,570	757,486	4,994,937	69,095,536	47,310,729
48	K03	치 아 경 조 직 의 기 타 질 환	200,468	306,363	458,907	14,929,069	10,685,570
49	H60	외 이 염	189,898	526,979	1,466,078	11,375,471	9,424,325
50	I20	협 심 증	186,235	888,615	42,882,678	219,167,761	166,034,329

주 : 수진기준 (한의분류 제외, 급여일수, 진료비와 급여비는 약국포함)

다빈도 상병 급여현황(여자)

in elderly man above the age of 65(Female)

(단위 : 명, 일, 천원)

Unit : Person, Day, KRW 1,000

순위 Rank	상병 기호 I.C.D	상 병 명 Diseases	진료실인원 Patients	내원일수 Visits	급여일수 Reimbursed Days	진료비 Medical Expense	급여비 Benefit
51	R10	복 부 및 골 반 통 증	178,507	327,181	2,673,583	27,427,644	17,348,235
52	I63	뇌 경 색	173,039	4,740,705	39,668,618	637,581,585	482,153,773
53	M65	윤 활 막 염 및 힘 줄 윤 활 막 염	172,451	631,530	2,769,132	22,623,343	17,280,279
54	J01	급 성 부 비 동 염	150,853	350,297	1,764,263	11,641,571	9,044,748
55	H52	굴 절 및 조 절 의 장 애	147,225	231,933	1,112,320	14,662,837	10,616,259
56	K25	위 궤 양	145,242	399,123	5,459,819	32,852,442	23,906,759
57	N31	달리분류되지않은방광의신경근육기능장	144,497	465,942	12,276,540	32,860,717	22,583,328
58	F32	우 울 에 피 소 드	144,238	1,070,363	23,824,885	69,417,356	48,310,182
59	K52	기 타 비 감 염 성 위 장 염 및 결 장 염	140,586	255,338	1,384,398	10,397,696	8,000,855
60	K12	구 내 염 및 관 련 병 변	134,414	275,752	1,019,597	7,773,525	6,039,537
61	F41	기 타 불 안 장 애	133,099	658,926	13,132,732	33,287,876	23,715,795
62	M50	경 추 간 판 장 애	130,528	800,844	3,520,654	36,989,106	27,462,492
63	F06	뇌손상,뇌기능이상및신체질환에의한기타	129,479	603,974	14,406,718	56,048,077	38,460,529
64	L03	연 조 직 염	128,988	398,150	1,574,790	22,265,430	16,921,088
65	R07	목 구 멍 및 가 숨 의 통 증	128,919	238,669	5,363,660	30,126,393	19,230,564
66	R51	두 통	128,220	246,476	4,128,774	20,428,229	12,920,825
67	L30	기 타 피 부 염	128,067	262,486	1,603,368	7,920,029	6,004,655
68	J18	상 세 불 명 병 원 체 의 폐렴	123,541	1,066,277	2,927,736	203,436,479	158,481,350
69	G47	수 면 장 애	119,145	376,108	7,911,275	15,626,898	11,501,771
70	B02	대 상 포 진	119,142	487,388	2,635,963	33,681,879	24,750,802
71	H26	기 타 백 내 장	117,735	303,433	1,389,006	57,727,148	41,759,552
72	L24	자 극 물 접 촉 피 부 염	117,567	239,591	1,276,366	6,423,899	5,195,591
73	J32	만 성 부 비 동 염	115,260	348,481	1,725,147	16,407,522	11,949,345
74	H36	달 리 분 류 된 질 환 에 서 의 망 막 장 애	112,875	352,063	8,923,866	31,248,328	21,083,194
75	E14	상 세 불 명 의 당 뇨 병	107,553	704,984	17,089,125	75,271,215	52,916,101
76	I11	고 혈 압 성 심 장 병	106,953	614,656	23,036,268	65,353,443	45,606,438
77	N95	폐 경 및 기 타 폐 경 전 후 장 애	106,912	287,581	10,557,624	12,416,975	8,358,316
78	S22	늑 골 , 흉 골 및 흉 추 의 골 절	106,621	1,029,519	4,749,994	115,106,427	84,041,073
79	K30	기 능 성 소 화 불 량	106,565	198,178	2,002,059	7,957,058	5,476,897
80	Z96	기 타 기 능 성 삽 입 물 의 존 재	106,092	366,320	1,606,105	17,150,848	12,422,990
81	N39	비 뇨 계 통 의 기 타 장 애	105,907	490,271	4,473,466	76,120,616	57,635,348
82	M15	다 발 관 절 증	103,567	432,108	6,442,474	23,277,105	16,439,403
83	G44	기 타 두 통 증 후 군	99,596	231,074	3,616,057	17,765,916	11,818,704
84	S23	흉곽의관절및인대의탈구,염좌및긴장	97,432	223,842	950,986	8,309,856	6,269,761
85	H90	전 음 성 및 감 각 신 경 성 청 력 소 실	92,976	169,784	835,926	10,216,073	6,846,121
86	K63	장 의 기 타 질 환	92,310	169,145	1,187,009	44,586,741	30,277,724
87	G31	달리분류되지않은신경계통의기타퇴행성	92,108	313,468	9,413,408	25,159,307	18,566,976
88	S32	요 추 및 골 반 의 골 절	91,743	1,272,117	6,163,754	152,634,141	111,098,627
89	M77	기 타 골 부 착 부 병 증	89,283	330,530	1,472,403	10,285,247	7,752,782
90	E03	기 타 갑 상 선 기 능 저 하 증	87,715	388,788	18,340,191	30,624,931	20,318,196
91	I67	기 타 뇌 혈 관 질 환	85,959	497,564	12,008,000	104,562,300	80,175,554
92	H11	결 막 의 기 타 장 애	84,807	154,150	601,956	7,475,600	5,468,244
93	H01	눈 껍 풀 의 기 타 염 증	83,163	179,577	745,799	6,979,182	5,254,426
94	L02	피 부 의 농 양 , 종 기 및 큰 종 기	82,436	225,880	835,603	8,768,378	6,841,515
95	K76	간 의 기 타 질 환	81,130	136,814	1,825,797	13,678,966	9,230,668
96	S02	두 개 골 및 안 면 골 의 골 절	80,655	151,790	289,912	7,455,205	5,274,318
97	J41	단 순 성 및 점 액 화 농 성 만 성 기 관 지 염	79,947	202,304	1,287,359	6,889,053	5,381,863
98	S43	견갑대의관절및인대의탈구,염좌및긴장	79,740	287,222	1,040,031	10,179,762	7,763,047
99	S93	발목및발부위의관절및인대의탈구,염좌및	79,577	246,967	900,782	9,240,928	6,904,430
100	J42	상 세 불 명 의 만 성 기 관 지 염	79,483	210,587	1,548,861	8,761,396	6,546,669

Note : Based on the Treatment Month (excluding herbal medicine,including pharmacy in Treatment Days Treatment Amount and Benefit Amount)

제VI-11표

Table VI-11

65세이상 노인 질병소분류별

Inpatient Benefits by Frequency of Disease

순위 Rank	상병 기호 I.C.D	상 병 명 Diseases	진료실인원 Patients	내원일수 Visits	급여일수 Reimbursed Days	진료비 Medical Expense	급여비 Benefit
1	H25	노 년 백 내 장	215,616	331,677	476,384	292,722,849	234,755,510
2	F00	알 츠 하 이 머 병 에 서 의 치 매 (G30.-+)	113,043	20,147,492	20,476,071	1,519,385,018	1,124,569,963
3	J18	상 세 불 명 병 원 체 의 폐 렴	107,531	1,845,026	2,526,031	450,833,608	357,429,344
4	I63	뇌 경 색 증	78,065	6,377,993	7,349,680	865,238,978	677,802,401
5	M17	무 료 관 절 증	74,469	1,898,075	3,198,356	559,015,936	433,539,904
6	M48	기 타 척 추 병 증	66,087	1,053,570	2,011,017	186,673,351	140,196,623
7	S32	요 추 및 골 반 의 골 절	56,530	1,209,955	1,919,282	163,099,237	121,506,902
8	A09	감염성및상세불명기원의기타위장염및결	54,262	345,248	688,258	66,804,597	51,458,879
9	I20	협 심 증	52,637	331,502	1,083,532	232,958,389	208,253,919
10	S22	늑 골 , 흉 골 및 흉 추 의 골 절	51,103	905,488	1,453,598	124,290,708	92,948,881
11	S72	대 퇴 골 의 골 절	42,637	2,010,085	2,693,426	354,651,821	268,971,490
12	M51	기 타 추 간 판 장 애	40,498	462,171	973,274	77,697,385	58,351,879
13	E11	2 형 당 뇨 병	39,542	1,086,871	1,660,755	124,149,425	93,960,420
14	R42	어 지 럽 증 및 어 지 럽	38,505	104,820	261,460	22,857,241	16,560,402
15	C34	기 관 지 및 폐 의 악 성 신 생 물	31,190	1,006,828	1,607,944	333,376,940	304,240,396
16	H81	전 정 기 능 의 장 애	30,630	138,241	332,291	25,704,334	18,875,119
17	G81	편 마 비	30,108	5,063,497	5,288,728	535,802,235	408,887,045
18	K80	담 석 증	28,390	346,321	665,205	152,152,334	116,741,693
19	N18	만 성 신 장 병	28,266	1,562,833	1,896,228	315,274,941	271,366,070
20	N39	비 뇨 계 통 의 기 타 장 애	27,804	353,000	581,527	84,051,921	65,888,082
21	I10	본 태 성 (원 발 성) 고 혈 압	26,959	1,523,008	1,944,121	116,475,944	84,693,803
22	A41	기 타 패 혈 증	26,097	488,542	547,038	113,675,352	91,063,676
23	G20	파 킨 슨 병	26,068	3,917,382	4,121,782	360,215,386	295,620,740
24	H26	기 타 백 내 장	26,001	39,925	102,097	38,446,913	30,848,380
25	M75	어 깨 병 변	25,746	286,842	596,733	79,213,040	60,275,170
26	J15	달 리 분 류 되 지 않 은 세 균 성 폐 렴	24,664	432,694	573,612	97,148,952	76,980,135
27	I50	심 부 전	24,614	560,929	843,829	121,637,367	96,948,981
28	S52	아 래 팔 의 골 절	24,057	315,252	534,161	72,249,847	54,646,862
29	S06	두 개 내 손 상	23,595	742,587	988,033	163,564,325	133,376,886
30	C16	위 의 악 성 신 생 물	22,502	649,839	1,071,680	188,888,532	169,953,846
31	N10	급 성 세 뇨 관 - 간 질 신 장 염	21,831	273,792	461,853	62,920,192	48,379,736
32	C22	간 및 간 내 담 관 의 악 성 신 생 물	20,024	543,987	1,077,689	194,914,957	178,596,624
33	S82	발 목 을 포 함 한 아 래 다 리 의 골 절	19,694	403,405	601,521	66,629,172	50,074,996
34	J44	기 타 만 성 폐 색 성 폐 질 환	19,125	561,215	758,345	86,208,180	66,136,508
35	N40	전 립 선 증 식 증	18,812	113,647	343,837	29,550,324	22,392,904
36	K64	치 핵 및 항 문 주 위 정 맥 혈 전 증	18,512	56,570	96,968	20,750,178	16,278,672
37	J10	확인된계절성인플루엔자바이러스에의한	17,268	108,480	208,601	25,617,973	20,565,510
38	R07	목 구 멍 및 가 숨 의 통 증	16,762	34,742	126,746	14,409,964	11,238,094
39	I21	급 성 심 근 경 색 증	16,394	200,729	386,069	177,547,143	162,615,715
40	C18	결 장 의 악 성 신 생 물	16,277	618,397	978,127	185,751,498	167,438,434
41	K63	장 의 기 타 질 환	15,831	72,473	154,303	28,677,221	22,620,845
42	Z51	기타의학적관리를위하여요보건서비스와접	15,657	325,730	832,176	131,980,141	123,115,163
43	I67	기 타 뇌 혈 관 질 환	15,494	304,568	497,485	85,289,924	72,272,981
44	I25	만 성 허 혈 심 장 병	14,535	143,017	377,212	78,901,080	69,709,363
45	J20	급 성 기 관 지 염	14,504	106,214	208,585	14,860,048	11,442,179
46	C61	전 립 선 의 악 성 신 생 물	14,348	335,625	538,714	70,118,551	62,419,547
47	R10	복 부 및 골 반 통 증	14,299	41,435	103,216	9,813,823	7,381,098
48	I48	심 방 세 동 및 조 동	14,127	164,403	338,787	54,434,263	45,988,144
49	S33	요추및골반의관절및인대의탈구,염좌및긴	13,586	112,005	173,749	10,581,689	7,995,262
50	I61	뇌 내 출 혈	13,360	1,489,325	1,633,015	224,822,903	182,097,145

주 : 수진기준 (한의분류 제외)

입원 다빈도 상병 급여현황(계)

in elderly man above the age of 65(Total)

(단위 : 명, 일, 천원)

Unit : Person, Day, KRW 1,000

순위 Rank	상병 기호 I.C.D	상 병 명 Diseases	진료실인원 Patients	내원일수 Visits	급여일수 Reimbursed Days	진료비 Medical Expense	급여비 Benefit
51	M54	등 통	13,229	150,154	220,040	15,122,424	11,139,955
52	K40	사 타 구 니 탈	13,066	51,238	108,845	24,495,006	19,395,757
53	B02	대 상 포 진	12,881	138,413	239,734	19,913,228	15,225,923
54	K92	소 화 계 통 의 기 타 질 환	12,672	93,853	188,566	31,426,099	24,880,507
55	D12	결장,직장,항문및항문관의양성신생물	12,335	40,491	100,276	15,289,625	11,946,853
56	J45	천 식	12,278	243,916	346,680	31,442,209	23,877,149
57	R50	기 타 및 원 인 미 상 의 열	12,178	69,628	125,318	16,501,128	12,545,666
58	J40	급성인지만성인지명시되지않은기관지염	12,144	100,759	198,689	15,952,981	12,275,345
59	E14	상 세 불 명 의 당 뇨 병	11,776	331,923	465,745	41,588,992	31,579,642
60	K56	탈장 이 없는마비성장폐색증및장폐색	11,648	131,799	207,707	34,551,128	26,887,012
61	M23	무 료 의 내 부 장 애	11,298	111,454	227,851	22,557,975	16,965,794
62	J69	고 체 및 액 체 에 의 한 폐 령	11,243	275,233	364,267	89,324,199	71,659,890
63	K29	위 염 및 십 이 지 장 염	11,238	55,492	124,942	9,557,652	7,325,593
64	F01	혈 관 성 치 매	10,975	1,645,404	1,690,377	127,592,479	94,695,279
65	N17	급 성 신 부 전	10,796	180,310	264,674	52,345,066	41,531,209
66	L03	연 조 직 염	10,716	137,102	226,109	23,195,320	17,789,632
67	S42	어 깨 및 위 팔 의 골 절	10,628	207,595	320,026	42,953,655	32,340,075
68	R06	호 흡 의 이 상	10,471	65,169	101,521	12,216,339	9,393,373
69	N20	신 장 및 요 관 의 결 석	10,457	51,895	136,205	24,322,769	18,702,592
70	D13	기타및부위불명의소화계통의양성신생물	10,412	55,634	182,810	24,708,149	19,247,974
71	F03	상 세 불 명 의 치 매	10,270	1,247,930	1,270,060	92,245,548	67,711,520
72	G45	일 과 성 뇌 허 혈 발 작 및 관 련 증 후 군	10,085	78,960	170,345	17,415,358	12,292,198
73	E87	수분,전해질및산-염기균형의기타장애	10,075	105,821	183,798	23,986,481	18,594,113
74	M43	기 타 변 형 성 등 병 증	10,057	161,689	322,603	41,110,691	31,165,286
75	K81	담 낭 염	9,566	127,017	218,290	47,575,188	36,334,928
76	R55	실 신 및 허 탈	9,270	23,592	51,531	8,033,695	5,973,466
77	H35	기 타 망 막 장 애	9,047	40,670	81,674	25,312,677	20,257,336
78	A04	기 타 세 균 성 장 감 염	8,963	113,356	179,157	25,255,543	20,013,602
79	C67	방 광 의 악 성 신 생 물	8,940	201,500	327,305	55,004,456	49,364,181
80	K35	급 성 충 수 염	8,918	65,082	105,066	30,919,293	24,113,539
81	S92	발 목 을 제 외 한 발 의 골 절	8,879	141,671	216,186	19,558,181	14,595,512
82	K25	위 궤	8,857	89,537	183,180	25,782,078	20,194,576
83	I46	심 장 정 지	8,496	40,244	46,962	28,315,048	23,421,795
84	M50	경 추 간 판 장 애	8,011	95,966	182,396	17,199,389	13,051,213
85	I83	하 지 의 정 맥 류	7,907	16,912	64,373	6,803,486	5,341,838
86	J11	바이러스가확인되지않은인플루엔자	7,906	41,495	82,107	8,330,323	6,621,462
87	C20	직 장 의 악 성 신 생 물	7,902	312,814	491,065	88,861,667	80,264,181
88	K21	위 - 식 도 역 류 병	7,838	51,499	133,924	8,391,082	6,397,468
89	C25	체 장 의 악 성 신 생 물	7,601	309,334	541,291	96,060,226	88,094,783
90	R51	두 통	7,547	21,942	62,072	4,858,899	3,507,272
91	S83	무릎의관절및인대의탈구,염좌및긴장	7,326	86,045	146,005	12,540,635	9,300,741
92	L89	육 창 궤 양 및 압 박 부 위	7,034	408,712	432,047	41,796,689	31,824,116
93	G82	하 반 신 마 비 및 사 지 마 비	6,944	1,011,398	1,092,691	119,222,559	92,131,492
94	M47	척 추 증	6,939	151,698	215,644	18,336,910	13,738,438
95	K59	기 타 기 능 성 장 장 애	6,884	37,939	87,914	6,318,338	4,842,690
96	I69	뇌 혈 관 질 환 의 후 유 증	6,774	806,064	834,902	68,480,206	51,193,958
97	C50	유 방 의 악 성 신 생 물	6,621	206,150	332,627	50,846,676	45,624,330
98	K83	담 도 의 기 타 질 환	6,224	74,220	137,295	26,664,549	21,146,344
99	E16	체 내 분 비 의 기 타 장 애	6,144	26,368	44,108	5,290,707	4,075,536
100	S46	어 깨및위팔부위의근육및힘줄의손상	5,998	80,612	145,331	18,433,249	13,983,420

Note : Based on the Treatment Month (excluding herbal medicine)

제VI-11-1표

Table VI-11-1

65세이상 노인 질병소분류별

Inpatient Benefits by Frequency of Disease

순위 Rank	상병 기호 I.C.D	상 병 명 Diseases	진료실인원 Patients	내원일수 Visits	급여일수 Reimbursed Days	진료비 Medical Expense	급여비 Benefit
1	H25	노년 백내장	89,707	135,613	198,803	119,215,666	95,574,260
2	J18	상세불명병원체의 폐렴	54,706	978,500	1,351,353	260,053,907	207,195,245
3	I63	뇌경색	36,176	2,373,606	2,871,383	361,828,045	285,588,979
4	I20	협심증	29,194	151,007	594,398	139,218,283	125,587,892
5	F00	알츠하이머병에서의 치매 (G30.-+)	27,665	3,982,665	4,089,128	302,500,495	223,802,817
6	M48	기타 척추병증	23,433	337,350	689,595	68,012,918	51,146,254
7	C34	기관지 및 폐의 악성 신생물	22,173	682,519	1,131,141	240,786,047	220,256,211
8	A09	감염성 및 상해 불명 기원의 기타 위장염 및 결핵	19,135	113,529	232,933	22,843,328	17,627,484
9	N40	전립선 증식증	18,812	113,647	343,837	29,550,324	22,392,904
10	E11	2형 당뇨병	17,598	380,713	710,682	50,263,196	38,300,971
11	M51	기타 추간판 장애	15,669	171,191	378,725	31,231,102	23,438,646
12	C16	위의 악성 신생물	15,245	388,878	688,389	127,239,977	114,730,071
13	N18	만성 신장병	15,035	659,790	835,989	146,469,350	126,314,584
14	C61	전립선의 악성 신생물	14,348	335,625	538,714	70,118,551	62,419,547
15	R42	어지럼증 및 어지럼	14,239	33,989	91,664	8,130,034	5,847,111
16	J44	기타 만성 폐색성 폐 질환	14,049	361,990	516,619	62,024,722	47,754,020
17	K80	담석	13,968	154,842	314,302	76,119,473	58,450,642
18	C22	간 및 간내담관의 악성 신생물	13,931	351,196	739,971	136,032,857	124,759,102
19	M17	무릎 관절증	13,036	272,101	491,320	82,325,255	63,737,552
20	S22	늑골, 흉골 및 흉추의 골절	12,787	193,834	313,690	29,985,084	22,583,439
21	S06	두개 내손상	12,688	421,001	562,065	100,716,181	82,658,346
22	K40	사타구니 탈장	12,457	48,070	102,849	23,229,601	18,399,483
23	G81	편마비	12,432	1,883,466	2,000,741	207,821,929	158,994,530
24	J15	달리 분류되지 않은 세균성 폐렴	12,346	230,041	303,732	55,187,210	43,896,326
25	S32	요추 및 골반의 골절	11,747	222,636	366,807	33,990,822	25,415,853
26	H26	기타 백내장	10,866	16,306	40,997	15,655,428	12,556,119
27	M75	여가병	10,073	105,532	226,998	30,126,776	22,900,669
28	A41	기타 패혈증	10,065	189,812	213,251	50,029,758	40,420,677
29	H81	전정기능 장애	10,020	39,761	101,633	8,114,118	5,909,753
30	I21	급성 심근경색증	9,830	101,525	218,473	111,329,024	102,498,513
31	K64	치핵 및 항문 주위 정맥혈전증	9,825	29,619	52,346	11,030,313	8,662,528
32	S72	대퇴골의 골절	9,755	368,090	523,529	77,262,948	58,959,249
33	Z51	기타의학적관리를 위하여 보건서비스와 접촉	9,327	188,161	490,641	76,876,012	71,755,566
34	K63	장기의 기타 질환	9,286	35,524	82,416	14,551,589	11,535,031
35	I50	심부전	9,095	153,292	270,273	45,466,094	36,960,152
36	I10	본태성(원발성)고혈압	8,984	323,675	587,459	25,274,240	18,230,756
37	G20	파킨슨병	8,893	1,043,005	1,127,257	102,371,334	84,488,536
38	C18	결장, 직장의 악성 신생물	8,882	287,046	494,290	100,768,090	91,130,380
39	I25	만성 허혈성 심장병	8,526	62,745	208,918	49,700,320	44,441,475
40	R07	목구멍 및 가슴의 통증	7,805	14,047	55,832	6,412,389	5,045,820
41	D12	결장, 직장, 항문 및 항문관의 양성 신생물	7,466	23,714	59,196	9,078,181	7,119,312
42	C67	방광의 악성 신생물	7,254	147,889	252,417	43,427,299	39,013,661
43	N39	비뇨계통의 기타 장애	6,836	92,821	156,037	23,238,137	18,239,284
44	I48	심방세동 및 조동	6,813	59,674	150,681	27,746,667	23,978,178
45	J69	고체 및 액체에 의한 폐렴	6,666	169,431	224,621	57,573,939	46,277,798
46	D13	기타 및 부위 불명의 소화계통의 양성 신생물	6,371	32,812	113,510	14,960,579	11,690,088
47	K92	소화계통의 기타 질환	6,209	41,825	88,798	15,636,353	12,471,058
48	S82	발목을 포함한 아래 다리의 골절	6,194	117,470	180,836	21,778,192	16,384,520
49	J10	확인된 계절성 인플루엔자 바이러스에 의한	6,040	38,043	74,100	10,046,739	8,063,500
50	K56	탈장이 없는 마비성 장폐색증 및 장폐색	6,008	64,266	103,548	18,145,108	14,197,859

주 : 수집기준 (한의분류 제외)

입원 다빈도 상병 급여현황(남자)

in elderly man above the age of 65 (Male)

(단위 : 명, 일, 천원)

Unit : Person, Day, KRW 1,000

순위 Rank	상병 기호 I.C.D	상 병 명 Diseases	진료실인원 Patients	내원일수 Visits	급여일수 Reimbursed Days	진료비 Medical Expense	급여비 Benefit
51	I61	뇌 내 출혈	5,838	570,627	637,931	92,647,853	75,593,695
52	R10	복 부 및 골반 통증	5,670	14,835	38,226	3,707,296	2,785,344
53	N20	신 장 및 요 관 의 결석	5,664	25,204	72,010	12,899,662	9,936,596
54	E14	상 세 불명 의 당뇨병	5,561	126,047	203,329	19,322,070	14,829,402
55	R50	기 타 및 원 인 미 상 의 열	5,446	26,971	52,219	7,331,868	5,605,706
56	L03	연 조 직 염	5,256	65,352	110,484	11,240,736	8,612,173
57	N17	급 성 신 부 전	5,254	80,879	122,269	24,862,102	19,790,477
58	F10	알콜 사용에 의한 정신 및 행동 장애	5,205	664,093	716,135	52,204,908	39,072,556
59	J20	급 성 기 관 지 염	5,064	38,771	73,761	5,068,642	3,915,668
60	I67	기 타 뇌 혈 관 질환	4,983	79,408	136,420	22,068,725	18,486,108
61	I46	심 장 정 지	4,858	23,160	27,338	17,421,344	14,490,763
62	C20	직 장 의 악 성 신 생물	4,803	165,256	280,520	54,301,846	49,206,255
63	R06	호 흡 의 이 상	4,770	22,198	38,261	5,069,483	3,943,618
64	R55	실 신 및 허 탈	4,625	11,204	24,636	4,051,027	3,013,765
65	K81	담 낭 염	4,624	55,038	99,110	23,288,161	17,783,147
66	J40	급성인지만성인지명시되지않은기관지염	4,534	37,488	75,049	5,957,858	4,581,066
67	K25	위 궤 양	4,422	40,877	88,877	13,547,717	10,682,086
68	G45	일 과 성 뇌 허 혈 발 작 및 관 련 증 후 군	4,367	28,186	68,402	7,409,966	5,219,297
69	B02	대 상 포 진	4,289	43,050	77,555	6,613,949	5,067,276
70	S33	요추및골반의관절및인대의탈구,염좌및근	4,254	32,812	53,181	3,268,012	2,474,749
71	K35	급 성 충 수 염	4,144	30,171	49,313	14,587,503	11,369,538
72	M54	등 통 증	4,119	40,720	67,944	4,394,655	3,210,361
73	H35	기 타 망 막 장 애	3,989	16,508	34,807	10,989,757	8,805,760
74	J45	천 식	3,966	63,692	98,858	8,827,163	6,732,190
75	C25	췌 장 의 악 성 신 생물	3,878	145,200	267,606	48,194,784	44,197,654
76	K29	위 염 및 십 이 지 장 염	3,748	17,481	41,627	3,189,596	2,456,480
77	M50	경 추 간 판 장 애	3,720	44,971	88,858	9,170,078	6,953,532
78	F01	혈 관 성 치 매	3,655	469,660	490,352	36,909,015	27,354,652
79	I70	죽 상 경 화 증	3,618	58,990	111,629	30,449,692	23,918,144
80	E87	수분, 전해질 및 산-염기균형의기타장애	3,560	32,338	58,982	8,622,082	6,725,255
81	I65	뇌경색증을유발하지않은뇌전동맥의폐쇄	3,527	41,948	100,983	18,087,486	15,427,678
82	I83	하 지 의 정 맥 류	3,517	8,120	29,240	3,230,496	2,532,560
83	N10	급 성 세 뇨 관 - 간 질 신 장 염	3,476	46,868	79,234	11,621,266	9,015,221
84	C24	담도의기타및상세불명부분의악성신생물	3,366	122,260	203,599	48,662,269	44,660,566
85	M23	무 릎 의 내 부 장 애	3,365	27,898	61,098	6,291,770	4,732,503
86	S52	아 래 팔 의 골 절	3,306	38,772	68,421	9,573,957	7,228,709
87	G82	하 반 신 마 비 및 사 지 마 비	3,217	437,338	479,902	53,878,465	41,685,057
88	K70	알 콜 성 간 질환	3,190	56,718	94,222	12,389,098	9,672,500
89	K83	담 도 의 기 타 질환	3,165	34,396	67,244	13,668,868	10,863,162
90	A04	기 타 세 균 성 장 감 염	3,157	39,233	62,255	9,180,689	7,307,632
91	Z03	의심되는질병및병태를위한의학적관찰및	3,121	10,273	30,957	3,833,702	3,026,985
92	K59	기 타 기능 성 장 애	3,030	13,730	37,493	2,447,279	1,882,688
93	S92	발 목 을 제 외 한 발 의 골 절	3,003	46,893	74,497	7,315,632	5,457,941
94	M43	기 타 변 형 성 등 병 증	2,978	43,120	91,154	12,210,183	9,255,388
95	A15	세균학적및조직학적으로확인된호흡기결	2,928	79,366	112,037	22,188,304	21,387,473
96	S42	어 깨 및 위 팔 의 골 절	2,913	46,754	77,417	10,796,502	8,113,570
97	R04	기 도 출혈	2,896	12,647	26,948	6,058,856	4,748,510
98	S01	머 리 의 열 린 상 처	2,879	10,816	21,778	2,402,965	1,741,017
99	S46	어깨및위팔부위의근육및힘줄의손상	2,863	37,124	70,070	9,026,223	6,852,893
100	J84	기 타 간 질 성 폐 질환	2,856	56,950	86,973	18,556,110	15,642,686

Note : Based on the Treatment Month (excluding herbal medicine)

제VI-11-2표

Table VI-11-2

65세이상 노인 질병소분류별

Inpatient Benefits by Frequency of Disease

순위 Rank	상병 기호 I.C.D	상 병 명 Diseases	진료실인원 Patients	내원일수 Visits	급여일수 Reimbursed Days	진료비 Medical Expense	급여비 Benefit
1	H25	노년 백내장	125,909	196,064	277,581	173,507,183	139,181,250
2	F00	알츠하이머병에서의 치매 (G30.-+)	85,378	16,164,827	16,386,943	1,216,884,524	900,767,146
3	M17	무릎관절 증	61,433	1,625,974	2,707,036	476,690,680	369,802,352
4	J18	상세불명병원체의 폐렴	52,825	866,526	1,174,678	190,779,702	150,234,099
5	S32	요추 및 골반의 골절	44,783	987,319	1,552,475	129,108,416	96,091,049
6	M48	기타 척추병 증	42,654	716,220	1,321,422	118,660,433	89,050,369
7	I63	뇌경색 증	41,889	4,004,387	4,478,297	503,410,934	392,213,422
8	S22	늑골, 흉골 및 흉추의 골절	38,316	711,654	1,139,908	94,305,624	70,365,442
9	A09	감염성 및 상세불명기원의 기타 위장염 및 결	35,127	231,719	455,325	43,961,269	33,831,395
10	S72	대퇴골의 골절	32,882	1,641,995	2,169,897	277,388,873	210,012,241
11	M51	기타 추간판 장애	24,829	290,980	594,549	46,466,283	34,913,233
12	R42	어지럼증 및 어지	24,266	70,831	169,796	14,727,208	10,713,291
13	I20	협심증	23,443	180,495	489,134	93,740,106	82,666,027
14	E11	2형 당뇨병	21,944	706,158	950,073	73,886,229	55,659,450
15	N39	비뇨계통의 기타 장애	20,968	260,179	425,490	60,813,784	47,648,798
16	S52	아래팔의 골절	20,751	276,480	465,740	62,675,891	47,418,153
17	H81	전정기능의 장애	20,610	98,480	230,658	17,590,216	12,965,365
18	N10	급성세뇨관-간질신장염	18,355	226,924	382,619	51,298,926	39,364,515
19	I10	본태성(원발성)고혈	17,975	1,199,333	1,356,662	91,201,704	66,463,047
20	G81	편마	17,676	3,180,031	3,287,987	327,980,306	249,892,515
21	G20	파킨슨병	17,175	2,874,377	2,994,525	257,844,052	211,132,204
22	A41	기타 패혈증	16,032	298,730	333,787	63,645,594	50,642,998
23	M75	어깨병 변	15,673	181,310	369,735	49,086,264	37,374,501
24	I50	심부전	15,519	407,637	573,556	76,171,273	59,988,829
25	H26	기타 백내장	15,135	23,619	61,100	22,791,484	18,292,261
26	K80	담석 증	14,422	191,479	350,903	76,032,861	58,291,052
27	S82	발목을 포함한 아래 다리의 골절	13,500	285,935	420,685	44,850,981	33,690,475
28	N18	만성신장병	13,231	903,043	1,060,239	168,805,591	145,051,486
29	J15	달리 분류되지 않은 세균성 폐렴	12,318	202,653	269,880	41,961,741	33,083,808
30	J10	확인된 계절성 인플루엔자 바이러스에 의한	11,228	70,437	134,501	15,571,233	12,502,010
31	S06	두개내손상	10,907	321,586	425,968	62,848,144	50,718,540
32	I67	기타 뇌혈관 질환	10,511	225,160	361,065	63,221,199	53,786,874
33	J20	급성기관지염	9,440	71,343	134,824	9,791,406	7,526,511
34	S33	요추 및 골반의 관절 및 인대의 탈구, 염좌 및 긴	9,332	79,193	120,568	7,313,678	5,520,513
35	M54	등통 증	9,110	109,434	152,096	10,727,769	7,929,594
36	C34	기관지 및 폐의 악성 신 생물	9,017	324,309	476,803	92,590,893	83,984,185
37	R07	목구멍 및 가슴의 통 증	8,957	20,695	70,914	7,997,575	6,192,274
38	K64	치핵 및 항문 주위 정맥 혈전 증	8,687	26,951	44,622	9,719,865	7,616,145
39	R10	복부 및 골반 통 증	8,629	26,600	64,990	6,106,527	4,595,755
40	B02	대상포진	8,592	95,363	162,179	13,299,278	10,158,648
41	J45	천식	8,312	180,224	247,822	22,615,046	17,144,959
42	M23	무릎의 내부 장애	7,933	83,556	166,753	16,266,205	12,233,290
43	S42	어깨 및 위팔의 골절	7,715	160,841	242,609	32,157,153	24,226,505
44	J40	급성 인지 만성 인지 명시되지 않은 기관지염	7,610	63,271	123,640	9,995,123	7,694,278
45	I61	뇌내출혈	7,522	918,698	995,084	132,175,050	106,503,450
46	K29	위염 및 십이지장염	7,490	38,011	83,315	6,368,056	4,869,113
47	F03	상세불명 치매	7,451	992,227	1,006,352	73,124,053	53,760,426
48	C18	결장 악성 신 생물	7,395	331,351	483,837	84,983,408	76,308,054
49	F01	혈관성 치매	7,320	1,175,744	1,200,025	90,683,464	67,340,627
50	I48	심방세동 및 조동	7,314	104,729	188,106	26,687,596	22,009,966

주 : 수진기준 (한의분류 제외)

입원 다빈도 상병 급여현황(여자)

in elderly man above the age of 65 (Female)

(단위 : 명, 일, 천원)

Unit : Person, Day, KRW 1,000

순위 Rank	상병 기호 I.C.D	상 병 명 Diseases	진료실인원 Patients	내원일수 Visits	급여일수 Reimbursed Days	진료비 Medical Expense	급여비 Benefit
51	C16	위 의 악 성 신 생 물	7,257	260,961	383,291	61,648,555	55,223,774
52	M43	기 타 변 형 성 등 병 증	7,079	118,569	231,449	28,900,508	21,909,898
53	R50	기 타 및 원 인 미 상 의 열	6,732	42,657	73,099	9,169,261	6,939,960
54	I21	급 성 심 근 경 색 증	6,564	99,204	167,596	66,218,119	60,117,202
55	K63	장 의 기 타 질 환	6,545	36,949	71,887	14,125,632	11,085,814
56	C50	유 방 의 악 성 신 생 물	6,536	203,577	329,031	50,272,283	45,108,984
57	E87	수분, 전해질 및 산-염기 균형의 기타 장애	6,515	73,483	124,816	15,364,399	11,868,857
58	K92	소 화 계 통 의 기 타 질 환	6,463	52,028	99,768	15,789,746	12,409,449
59	Z51	기타의학적관리를위하여보건서비스와접	6,330	137,569	341,535	55,104,129	51,359,597
60	E14	상 세 불 명 의 당 뇨 병	6,215	205,876	262,416	22,266,922	16,750,241
61	C22	간 및 간 내 담 관 의 악 성 신 생 물	6,093	192,791	337,718	58,882,100	53,837,522
62	I25	만 성 허 혈 심 장 병	6,009	80,272	168,294	29,200,759	25,267,888
63	S92	발 목 을 제 외 한 발 의 골 절	5,876	94,778	141,689	12,242,549	9,137,572
64	A04	기 타 세 균 성 장 감 염	5,806	74,123	116,902	16,074,854	12,705,971
65	G45	일 과 성 뇌 허 혈 발 작 및 관 련 증 후 군	5,718	50,774	101,943	10,005,392	7,072,901
66	R06	호 흡 의 이 상	5,701	42,971	63,260	7,146,856	5,449,755
67	K56	탈장 이 없는 마 비 성 장 폐 색 증 및 장 폐 색	5,640	67,533	104,159	16,406,019	12,689,153
68	N17	급 성 신 부 전	5,542	99,431	142,405	27,482,963	21,740,732
69	L03	연 조 직 염	5,460	71,750	115,625	11,954,584	9,177,458
70	J11	바 이 러 스 가 확 인 되 지 않 은 인 플 루 엔 자	5,127	27,688	53,679	5,241,945	4,162,360
71	K21	위 - 식 도 역 류 병	5,114	35,272	83,980	5,661,200	4,311,308
72	J44	기 타 만 성 폐 색 성 폐 질 환	5,076	199,225	241,726	24,183,458	18,382,489
73	H35	기 타 망 막 장 애	5,058	24,162	46,867	14,322,921	11,451,576
74	R51	두 통	4,983	15,331	41,263	3,311,656	2,396,406
75	K81	담 낭 염	4,942	71,979	119,180	24,287,027	18,551,781
76	S83	무릎의관절및인대의탈구,염좌및 긴장	4,908	59,126	98,993	8,193,493	6,107,392
77	D12	결장, 직장, 항문 및 항문관의 양성 신 생물	4,869	16,777	41,080	6,211,444	4,827,541
78	N20	신 장 및 요 관 의 결 석	4,793	26,691	64,195	11,423,107	8,765,996
79	K35	급 성 충 수 염	4,774	34,911	55,753	16,331,789	12,744,001
80	L89	육 창 궤 양 및 압 박 부 위	4,714	296,413	311,151	29,219,070	22,177,059
81	M47	척 추 증	4,662	106,786	146,098	11,175,153	8,346,709
82	R55	실 신 및 허 탈	4,645	12,388	26,895	3,982,668	2,959,701
83	J69	고 체 및 액 체 에 의 한 폐 렴	4,577	105,802	139,646	31,750,260	25,382,092
84	K25	위 궤 양	4,435	48,660	94,303	12,234,361	9,512,490
85	I83	하 지 의 정 맥 류	4,390	8,792	35,133	3,572,990	2,809,277
86	M50	경 추 간 판 장 애	4,291	50,995	93,538	8,029,312	6,097,681
87	M80	병 적 골 절 을 동 반 한 골 다 공 증	4,159	62,804	139,851	10,018,273	7,552,581
88	I69	뇌 혈 관 질 환 의 후 유 증	4,085	530,063	544,087	44,876,425	33,587,098
89	D13	기타및부위불명의소화계통의양성신생물	4,041	22,822	69,300	9,747,570	7,557,886
90	K59	기 타 기 능 성 장 장 애	3,854	24,209	50,421	3,871,059	2,960,002
91	G44	기 타 두 통 증 후 군	3,826	17,901	44,656	3,305,718	2,410,538
92	N81	여 성 생 식 기 탈	3,780	24,008	45,222	9,890,402	7,670,028
93	G82	하 반 신 마 비 및 사 지 마 비	3,727	574,060	612,789	65,344,094	50,446,435
94	C25	체 장 의 악 성 신 생 물	3,723	164,134	273,685	47,865,443	43,897,128
95	M13	기 타 관 절 염	3,722	87,669	128,034	16,232,629	12,353,437
96	I46	심 장 정 지	3,638	17,084	19,624	10,893,703	8,931,032
97	N30	방 광 염	3,570	32,467	63,356	5,890,223	4,532,091
98	E16	체 장 내 분 비 의 기 타 장 애	3,453	17,209	28,201	3,180,297	2,442,143
99	G30	알 츠 하 이 머 병	3,357	393,363	410,896	31,184,323	23,147,998
100	M19	기 타 관 절 증	3,300	61,269	100,776	14,678,602	11,228,775

Note : Based on the Treatment Month (excluding herbal medicine)

제VI-12표

Table VI-12

65세이상 노인 질병소분류별

Outpatient Benefits by Frequency of Disease

순위 Rank	상병 기호 I.C.D	상 병 명 Diseases	진료실인원 Patients	내원일수 Visits	급여일수 Reimbursed Days	진료비 Medical Expense	급여비 Benefit
1	I10	본태성(원발성)고혈압	2,722,620	21,227,612	691,649,773	1,448,142,006	1,052,852,780
2	K05	치은염및치주질환	2,669,559	6,541,600	13,563,144	253,936,145	182,151,380
3	J20	급성기관지염	2,173,852	6,251,603	32,130,824	175,478,230	140,243,147
4	M54	등통증	1,572,291	11,220,368	49,649,695	359,643,774	278,393,438
5	M17	무릎관절증	1,555,888	11,089,839	86,209,343	489,229,291	352,992,024
6	E11	2형당뇨병	1,214,434	9,096,626	283,105,181	871,164,420	610,375,418
7	K29	위염및십이지장염	1,166,560	2,749,869	30,623,301	114,911,201	83,440,845
8	K21	위식도역류병	1,092,886	3,009,774	52,113,654	171,000,884	118,589,944
9	M48	기타척추병증	1,068,689	7,837,645	61,472,835	370,768,550	264,327,640
10	K08	치아및지구조의기타장애	1,052,469	3,444,603	5,670,353	1,357,261,815	894,392,778
11	L23	엘러지성접촉피부염	915,510	2,431,950	14,805,679	65,805,436	53,160,640
12	K04	치수및근단주조직의질환	886,287	3,171,657	5,131,931	117,530,565	85,524,372
13	J00	급성비인두염[감기]	793,161	1,963,691	9,584,545	36,145,451	29,409,711
14	M79	달리분류되지않은기타연조직장애	781,359	2,624,055	12,621,259	73,445,727	56,690,008
15	H10	결막염	779,762	1,798,877	6,205,649	58,481,823	46,973,694
16	J06	다발성및상세불명부위의급성상기도감염	775,951	1,724,790	8,749,182	44,226,094	35,580,590
17	J30	혈관운동성및엘러지성비염	753,309	1,738,392	12,416,202	51,250,978	40,148,321
18	N40	전립선증식증	737,484	3,834,456	139,158,770	310,831,144	208,281,195
19	H25	노년백내장	700,770	2,185,466	8,752,853	100,951,889	73,565,296
20	K02	치아우식	698,632	1,140,528	1,619,664	44,165,687	31,513,833
21	M75	어깨병변	693,416	3,752,204	18,084,208	133,874,414	97,697,756
22	H04	눈물계통의장애	675,987	1,628,718	7,793,717	66,855,241	50,106,512
23	Z46	기타장치의부착및조정을위하여보건서비스	619,871	988,641	1,081,106	69,779,983	49,762,121
24	M81	병적골절이없는골다공증	585,073	2,005,266	40,750,493	136,604,099	94,864,877
25	M51	기타추간판장애	569,136	3,939,975	21,744,211	159,793,984	116,542,096
26	B35	백선증	560,603	1,394,465	11,441,933	57,683,074	43,132,744
27	E78	지질단백질대사장애및기타지질증	559,477	2,038,138	81,270,930	151,888,863	106,301,606
28	J40	급성인진만성인진명시되지않은기관지염	551,584	1,309,484	8,281,406	43,807,241	31,998,105
29	M47	척추증	530,310	3,423,350	15,232,972	123,504,307	94,753,393
30	M13	기타관절염	467,648	1,969,792	14,648,989	63,775,161	48,467,608
31	J04	급성후두염및기관지염	461,727	1,132,875	5,563,227	30,393,116	24,757,317
32	J03	급성편도염	452,347	968,033	4,501,483	26,265,169	21,289,166
33	J02	급성성인두염	447,381	935,929	4,502,988	24,071,742	19,592,125
34	A09	감염성및상세불명기원의기타위장염및결	431,008	742,624	4,931,714	31,943,916	21,986,518
35	K59	기타기능성장장애	427,566	891,840	11,044,169	37,966,908	26,162,429
36	H35	기타망막장애	412,891	1,266,639	14,074,822	164,000,511	126,150,110
37	L50	두드러기	409,680	1,005,784	7,384,804	28,615,980	22,280,453
38	M25	달리분류되지않은기타관절장애	404,396	1,547,786	9,561,071	45,115,499	31,962,130
39	K03	치아경조직의기타질환	400,875	625,061	935,033	31,566,296	22,488,376
40	H16	각막염	398,835	1,003,450	3,993,718	37,997,366	29,131,212
41	K58	과민대장증후군	387,325	743,011	6,592,586	37,037,970	25,823,997
42	S33	요추및골반의관절및인대의탈구,염좌및긴	383,080	1,462,674	6,089,937	45,327,869	34,906,612
43	I20	협심증	380,227	1,489,666	91,274,161	267,189,387	175,600,411
44	H81	전정기능의장애	375,538	1,009,627	15,396,671	62,014,986	42,047,288
45	M19	기타관절증	371,334	1,386,673	15,307,450	60,254,768	42,617,461
46	H40	녹내장	365,650	1,386,248	8,946,454	122,285,733	82,917,233
47	F00	알츠하이머병에서의치매(G30.-+)	347,053	2,028,874	63,147,528	263,942,646	184,478,905
48	J45	천식	339,212	1,186,859	17,410,440	71,509,935	49,956,684
49	N30	방광염	334,333	892,949	6,418,655	33,974,925	25,055,134
50	H60	외이염	331,167	973,306	2,651,787	20,294,206	16,784,321

주 : 수진기준 (한의분류 제외, 급여일수, 진료비와 급여비는 약국포함)

외래 다빈도 상병 급여현황(계)

in elderly man above the age of 65 (Total)

(단위 : 명, 일, 천원)

Unit : Person, Day, KRW 1,000

순위 Rank	상병 기호 I.C.D	상 병 명 Diseases	진료실인원 Patients	내원일수 Visits	급여일수 Reimbursed Days	진료비 Medical Expense	급여비 Benefit
51	I63	뇌 경색증	308,570	1,504,778	73,694,129	276,016,336	183,430,706
52	R42	어지럼증 및 어지럼	307,311	627,314	10,918,932	45,888,555	28,551,727
53	R10	복부 및 골반 통증	287,351	499,548	4,277,939	36,447,425	21,631,463
54	M65	윤활막염 및 힘줄 윤활막염	275,155	971,430	4,360,419	28,939,526	22,095,152
55	J01	급성 부비동염	263,797	617,906	3,175,714	19,078,187	14,816,502
56	K25	위 궤양	258,815	639,543	10,086,230	38,926,187	26,753,688
57	H52	굴절 및 조절의 장애	250,999	394,680	1,834,845	24,028,125	17,347,143
58	L30	기타 타피부	247,443	544,051	3,777,931	17,336,992	12,830,990
59	K52	기타 비감염성 위장염 및 결장염	239,643	111,574	2,374,215	13,386,161	10,274,270
60	L03	연조직	232,710	635,993	2,802,456	20,281,057	15,064,925
61	K12	구내염 및 관련 병변	231,822	470,288	1,718,983	10,921,741	8,508,107
62	M50	경추간판장애	224,430	1,358,698	6,446,964	52,293,478	38,056,823
63	R07	목구멍 및 가슴의 통증	221,540	390,504	9,258,669	39,552,662	23,199,951
64	L24	자극물접촉피부염	219,175	489,682	2,809,793	13,467,172	10,779,003
65	N31	달리분류되지않은방광의신경근육기능장애	211,559	657,621	19,063,955	48,777,749	33,182,343
66	G47	수면장애	207,875	674,988	14,102,246	26,077,659	19,063,062
67	F32	우울에피소드	206,821	1,376,409	33,444,877	81,742,479	55,799,439
68	K63	장기의 타질환	204,738	310,097	2,602,780	72,911,707	45,529,487
69	J32	만성 부비동염	203,455	616,669	3,187,822	22,558,245	16,200,226
70	H36	달리분류된 질환에서의 망막장애	200,520	620,785	15,398,352	55,038,154	36,249,097
71	F41	기타 불안장애	199,767	964,304	20,069,346	46,269,316	32,649,970
72	E14	상세불명 의당뇨병	193,704	941,328	31,531,101	97,853,513	66,266,478
73	F06	뇌손상,뇌기능이상및신체질환에의한기타	191,137	591,781	21,227,287	60,312,672	39,931,023
74	R51	두통	191,100	355,707	6,182,432	25,838,530	15,726,069
75	B02	대상포진	190,616	664,197	4,225,899	34,346,783	24,467,344
76	H26	기타 백내장	180,038	447,822	2,127,303	54,183,917	36,133,518
77	K30	기능성 소화불량	175,801	327,941	3,426,256	12,519,433	8,462,873
78	H90	전음성 및 감각 신경 청력 소실	175,036	323,277	1,596,023	16,205,689	10,464,238
79	L21	지루성 피부염	174,758	409,402	2,768,705	11,979,228	9,328,698
80	Z96	기타 기능성 삽입물의 존재	168,377	576,647	2,441,740	25,751,120	18,647,429
81	I11	고혈압성 심장병	166,224	814,357	35,243,352	86,416,748	59,263,499
82	J18	상세불명 병원체의 폐렴	164,109	395,546	3,765,576	27,708,771	17,679,939
83	M77	기타 골부착부 병증	163,995	614,011	2,783,074	17,969,762	13,504,737
84	S02	두개골 및 안면골의 굴절	163,295	285,222	568,403	10,400,737	7,156,155
85	H11	결막의 기타 장애	155,197	278,402	1,032,465	13,246,362	9,620,334
86	L02	피부의 농양, 종기 및 큰 종기	155,120	432,684	1,683,139	12,437,501	9,728,983
87	S23	흉곽의관절및인대의탈구,염좌및긴장	150,134	329,755	1,423,726	11,207,653	8,446,494
88	J42	상세불명 의 만성 기관지염	146,753	374,139	3,227,807	13,708,892	9,936,304
89	K76	간 기능성 질환	146,156	236,647	3,485,741	20,524,972	13,339,674
90	M15	다발관절증	145,523	573,177	8,366,044	26,483,619	18,551,619
91	G44	기타 두통 증후군	143,471	315,250	5,105,385	20,941,988	13,551,338
92	J41	단순성 및 점액화 농성 만성 기관지염	140,334	356,109	2,406,122	10,957,858	8,513,391
93	H61	외이의 기타 장애	139,185	228,904	539,662	7,478,537	5,475,589
94	J44	기타 만성 폐색성 폐 질환	138,825	567,727	16,350,279	70,562,354	45,520,228
95	S22	늑골, 흉골 및 흉추의 굴절	137,544	464,174	4,707,534	28,550,789	18,782,067
96	H01	눈꺼풀의 기타 염증	136,251	300,810	1,281,763	11,499,169	8,595,460
97	G31	달리분류되지않은신경계통의기타퇴행성	135,183	409,356	13,787,898	32,530,043	23,796,793
98	K07	치아열구이상 [부정교합 포함]	134,699	226,689	744,439	7,164,104	5,183,483
99	L29	가려움	134,461	314,213	3,328,923	10,359,916	7,161,210
100	N18	만성 신장병	132,603	3,874,580	33,406,272	741,990,720	646,818,183

Note : Based on the Treatment Month (excluding herbal medicine,including pharmacy in Treatment Amount and Benefit Amount)

제VI-12-1표

Table VI-12-1

65세이상 노인 질병소분류별

Outpatient Benefits by Frequency of Disease

순위 Rank	상병 기호 I.C.D	상 병 명 Diseases	진료실인원 Patients	내원일수 Visits	급여일수 Reimbursed Days	진료비 Medical Expense	급여비 Benefit
1	K05	치 은 염 및 치 주 질 환	1,260,844	3,179,372	6,729,374	123,066,193	88,132,212
2	I10	본 태 성 (원 발 성) 고 혈 압	1,074,167	8,149,593	265,484,423	547,892,221	396,703,105
3	J20	급 성 기 관 지 염	913,055	2,624,799	13,418,403	73,418,763	58,516,431
4	N40	전 립 선 증 식 증	737,484	3,834,456	139,158,770	310,831,144	208,281,195
5	E11 2	형 당 뇨 병	559,077	4,148,415	129,622,363	390,015,482	271,270,863
6	M54	등 통 증	553,701	3,711,791	16,259,782	119,359,204	91,450,452
7	K08	치 아 및 지 지 구 조 의 기 타 장 애	509,305	1,650,965	2,748,621	653,410,307	429,477,353
8	K29	위 염 및 십 이 지 장 염	464,462	1,109,150	12,773,315	47,619,767	34,119,941
9	K21	위 식 도 역 류 병	453,743	1,254,967	22,073,838	72,404,159	49,807,909
10	K04	치 수 및 근 단 주 위 조 직 의 질 환	443,932	1,630,534	2,676,662	60,569,238	43,972,939
11	M17	무 료 관 절 증	425,433	2,853,246	21,487,850	119,483,990	85,936,242
12	L23	엘 러 지 성 접 축 피 부 염	401,089	1,180,547	7,798,322	32,889,351	26,268,901
13	M48	기 타 척 추 병 증	370,763	2,787,572	21,812,564	129,688,302	90,907,974
14	J30	혈 관 운 동 성 및 엘 러 지 성 비 염	359,008	879,798	6,537,342	26,007,927	20,187,369
15	J00	급 성 비 인 두 염 [감 기]	330,509	812,061	3,950,591	14,965,021	12,105,106
16	J06	다발성및상세불명부위의급성상기도감염	325,564	725,028	3,636,271	18,457,161	14,783,966
17	K02	치 아 우 식	324,931	543,437	780,944	21,255,908	15,077,303
18	H10	결 막 염	293,672	675,708	2,249,769	21,578,787	17,336,283
19	M79	달 리 분 류 되 지 않 은 기 타 연 조 직 장 애	288,602	944,219	4,348,367	26,114,282	20,076,343
20	H25	노 년 백 내 장	287,498	896,233	3,914,865	41,178,379	29,556,452
21	Z46	기타장치의부착및조정을위하여보건서비	281,670	458,007	500,728	32,078,044	22,853,245
22	B35	백 선 증	278,824	703,590	5,898,857	28,650,266	21,238,537
23	M75	어 깨 병 년	259,936	1,411,588	6,870,273	50,032,063	36,079,741
24	H04	눈 물 계 통 의 장 애	238,720	580,338	3,051,529	23,676,550	17,403,299
25	J40	급성인지만성인지명시되지않은기관지염	237,700	574,185	3,600,647	19,235,746	13,878,801
26	K59	기 타 기 능 성 장 장 애	209,375	469,945	5,954,041	19,658,945	13,468,217
27	M51	기 타 추 간 판 장 애	204,661	1,421,294	7,987,282	57,679,599	41,283,657
28	K03	치 아 경 조 직 의 기 타 질 환	200,466	318,958	476,666	16,654,691	11,816,129
29	I20	협 심	199,699	781,546	48,880,617	141,761,731	92,232,109
30	J04	급 성 후 두 염 및 기 관 염	193,730	479,358	2,380,215	12,917,570	10,477,900
31	J02	급 성 인 두 염	186,355	389,863	1,871,101	10,032,316	8,134,986
32	J03	급 성 편 도 염	184,456	395,221	1,830,610	10,702,844	8,660,971
33	M47	척 추 증	182,643	1,142,315	5,057,943	41,212,388	31,284,103
34	A09	감염성및상세불명기원의기타위장염및결	180,282	312,844	2,044,115	13,141,028	9,060,000
35	K58	과 민 대 장 증 후 군	177,446	350,007	3,224,811	18,068,280	12,510,729
36	E78	지 질 단 백 질 대 사 장 애 및 기 타 지 질 증	175,869	576,388	23,138,955	45,799,406	31,828,079
37	L50	두 드 러 기	172,649	459,409	3,495,858	13,246,033	10,260,804
38	H35	기 타 망 막 장 애	170,080	570,590	6,038,673	82,854,011	65,694,061
39	H40	녹 내 장	160,258	633,427	3,961,076	54,988,818	37,017,262
40	I63	뇌 경 색 증	157,569	768,460	38,503,808	141,845,685	93,490,355
41	S33	요추및골반의관절및인대의탈구,염좌및긴	154,618	568,498	2,330,285	17,576,627	13,484,297
42	M13	기 타 관 절 염	151,988	617,997	4,458,516	19,470,276	14,698,591
43	H16	각 막 염	147,316	372,294	1,408,179	13,746,151	10,481,863
44	M25	달 리 분 류 되 지 않 은 기 타 관 절 장 애	143,277	527,631	3,096,699	15,402,280	10,818,332
45	H60	외 이 염	141,355	447,948	1,188,274	9,226,445	7,597,248
46	J45	천 식	136,819	501,729	7,111,671	29,827,631	20,766,195
47	H81	전 정 기 능 의 장 애	125,428	348,005	5,575,770	21,541,591	14,352,170
48	M19	기 타 관 절 증	125,155	467,157	4,259,649	18,311,016	12,991,243
49	L30	기 타 피 부 염	119,537	293,102	2,177,460	9,595,541	6,966,169
50	K63	장 의 기 타 질 환	116,300	177,901	1,487,658	42,450,598	26,337,577

주 : 수진기준 (한의분류 제외, 급여일수, 진료비와 급여비는 약국포함)

외래 다빈도상병 급여현황(남자)

in elderly man above the age of 65 (Male)

(단위 : 명, 일, 천원)

Unit : Person, Day, KRW 1,000

순위 Rank	상병 기호 I.C.D	상 병 명 Diseases	진료실인원 Patients	내원일수 Visits	급여일수 Reimbursed Days	진료비 Medical Expense	급여비 Benefit
51	K25	위 궤양	115,773	289,080	4,720,714	18,308,106	12,359,419
52	R10	복부 및 골반 통증	114,833	198,967	1,669,346	15,126,308	8,878,983
53	J01	급성 부비동염	113,481	274,244	1,424,349	8,428,705	6,534,937
54	L21	지루피부염	112,027	275,375	1,938,115	8,203,273	6,330,077
55	R42	어지럼증 및 어지럼	111,154	234,572	4,154,797	17,264,562	10,443,288
56	L03	연조직염	105,803	309,593	1,343,291	9,970,211	7,321,295
57	J44	기타 만성 폐색성 폐질환	105,460	453,870	13,411,938	58,456,212	37,415,067
58	H52	굴절 및 조절의 장애	103,903	163,226	723,211	9,724,453	7,018,058
59	M65	윤활막염 및 활막염	103,512	364,622	1,642,894	10,714,923	8,168,326
60	L24	자극물 접촉피부염	101,641	250,277	1,533,783	7,058,919	5,595,205
61	K52	기타 비감염성 위장염 및 결장염	101,287	175,378	1,026,246	5,795,823	4,428,239
62	K12	구내염 및 관련 병변	97,722	201,053	710,419	4,609,976	3,577,699
63	R07	목구멍 및 가슴의 통증	97,650	172,530	3,965,923	17,423,844	10,161,661
64	F00	알츠하이머병에서의 치매 (G30.-+)	97,198	528,478	16,413,862	70,524,534	48,556,924
65	M50	경추간판장애	95,369	608,849	3,019,848	23,333,683	16,692,012
66	E14	상세불명 의당뇨병	90,226	442,220	14,704,392	44,849,220	30,100,618
67	G47	수면장애	89,285	307,049	6,204,173	11,586,601	8,437,861
68	J32	만성 부비동염	88,685	278,515	1,489,803	10,277,619	7,302,001
69	H36	달리 분류된 질환에서의 망막장애	87,723	270,165	6,477,923	24,631,111	15,833,347
70	M10	통풍	85,872	370,794	8,748,661	16,778,360	11,504,751
71	S02	두개골 및 안면골의 골절	83,174	146,439	299,218	5,491,945	3,717,526
72	H90	전음성 및 감각 신경 청력 소실	82,145	155,336	764,193	7,640,947	4,853,369
73	N18	만성 신장병	80,824	2,256,737	19,783,497	429,012,890	373,209,466
74	J18	상세불명 병원체의 폐렴	77,886	195,795	2,012,518	15,051,995	9,432,688
75	M77	기타 골부착부 병증	74,860	288,247	1,319,872	8,427,252	6,313,638
76	B02	대상포진	73,433	272,172	1,752,115	13,964,182	9,875,190
77	L02	피부의 농양, 종기 및 큰 종기	73,048	221,205	868,264	6,388,382	4,963,663
78	I48	심방세동 및 조동	72,133	313,825	17,599,839	59,762,777	39,012,106
79	H11	결막의 기타 장애	70,475	124,998	432,115	5,903,049	4,255,002
80	C61	전립선의 악성 신 생물	69,990	536,515	14,212,363	161,713,802	151,273,932
81	K30	기능성 소화불량	69,731	133,722	1,433,860	5,258,724	3,519,455
82	J42	상세불명 의 만성 기관지염	68,139	181,404	1,704,345	6,946,352	4,900,973
83	N31	달리 분류되지 않은 방광의 신경근육 기능 장애	67,623	209,036	6,819,765	18,064,140	12,224,520
84	F41	기타 불안 장애	67,399	335,893	6,979,768	15,966,695	11,179,324
85	H26	기타 백내장	66,187	168,008	799,397	19,248,254	12,666,227
86	R51	두통	66,067	124,562	2,094,921	8,721,956	5,201,650
87	K76	간의 기타 질환	65,617	109,754	1,678,008	9,265,213	5,988,296
88	K07	치아 얼굴 이상 [부정교합 포함]	64,712	101,251	277,795	3,002,965	2,204,484
89	F06	뇌손상, 뇌기능 이상 및 신체 질환에 의한 기타	63,720	199,067	7,041,306	20,536,708	13,410,567
90	F32	우울 에피소드	63,479	417,959	9,763,062	24,144,511	16,424,436
91	I25	만성 허혈성 심장병	63,053	213,475	14,893,651	43,880,996	28,596,250
92	L29	가려움	63,019	163,243	2,061,469	5,805,560	3,808,301
93	Z96	기타 기능성 삽입물의 존재	62,582	222,221	849,694	9,596,208	6,939,675
94	D12	결장, 직장, 항문 및 항문관의 양성 신 생물	62,279	104,517	1,007,465	20,299,302	12,179,361
95	J41	단순성 및 점액화 농성 만성 기관지염	60,959	161,205	1,131,235	5,053,573	3,885,519
96	I11	고혈압성 심장병	60,740	287,809	12,317,832	30,312,596	20,629,439
97	H61	외이도의 기타 장애	60,175	103,862	239,119	3,348,325	2,428,489
98	S61	손목 및 손의 열린 상처	59,915	228,055	600,563	7,590,472	5,430,311
99	F51	비기질성 수면 장애	57,928	280,981	5,778,215	11,124,954	7,964,849
100	S01	머리의 열린 상처	55,580	173,344	438,003	8,574,541	5,222,652

Note : Based on the Treatment Month (excluding herbal medicine, including pharmacy in Treatment Amount and Benefit Amount)

제VI-12-2표

Table VI-12-2

65세이상 노인 질병소분류별

Outpatient Benefits by Frequency of Disease

순위 Rank	상병 기호 I.C.D	상 병 명 Diseases	진료실인원 Patients	내원일수 Visits	급여일수 Reimbursed Days	진료비 Medical Expense	급여비 Benefit
1	I10	본 태 성 (원 발 성) 고 혈 압	1,648,453	13,078,019	426,165,350	900,249,784	656,149,675
2	K05	치 은 염 및 치 주 질 환	1,408,715	3,362,228	6,833,770	130,869,952	94,019,168
3	J20	급 성 기 관 지 염	1,260,797	3,626,804	18,712,421	102,059,468	81,726,716
4	M17	무 료 관 절 증	1,130,455	8,236,593	64,721,493	369,745,301	267,055,782
5	M54	등 통 증	1,018,590	7,508,577	33,389,913	240,284,570	186,942,985
6	K29	위 염 및 십 이 지 장 염	702,098	1,640,719	17,849,986	67,291,434	49,320,905
7	M48	기 타 척 추 병 증	697,926	5,050,073	39,660,271	241,080,248	173,419,666
8	E11	2 형 당 뇨 병	655,357	4,948,211	153,482,818	481,148,938	339,104,555
9	K21	위 식 도 역 류 병	639,143	1,754,807	30,039,816	98,596,726	68,782,035
10	M81	병 적 골 절 이 없 는 골 다 공 증	548,979	1,891,520	38,649,177	129,905,296	90,199,619
11	K08	치 아 및 지 구 조 의 기 타 장 애	543,164	1,793,638	2,921,732	703,851,508	464,915,424
12	L23	엘 러 지 성 접 촉 피 부 염	514,421	1,251,403	7,007,357	32,916,084	26,891,738
13	M79	달 리 분 류 되 지 않 은 기 타 연 조 직 장 애	492,757	1,679,836	8,272,892	47,331,445	36,613,665
14	H10	결 막 염	486,090	1,123,169	3,955,880	36,903,036	29,637,411
15	J00	급 성 비 인 두 염 [감 기]	462,652	1,151,630	5,633,954	21,180,430	17,304,605
16	J06	다발성및상세불명부위의급성상기도감염	450,387	999,762	5,112,911	25,768,933	20,796,624
17	K04	치 수 및 근 단 주 위 조 직 의 질 환	442,355	1,541,123	2,455,269	56,961,327	41,551,433
18	H04	눈 물 계 통 의 장 애	437,267	1,048,380	4,742,188	43,178,690	32,703,213
19	M75	어 깨 병	433,480	2,340,616	11,213,935	83,842,351	61,618,015
20	H25	노 년 백 내 장	413,272	1,289,233	4,837,988	59,773,510	44,008,844
21	J30	혈 관 운 동 성 및 엘 러 지 성 비 염	394,301	858,594	5,878,860	25,243,052	19,960,952
22	E78	지 질 단 백 질 대 사 장 애 및 기 타 지 질 증	383,608	1,461,750	58,131,975	106,089,457	74,473,527
23	K02	치 아 우 식	373,701	597,091	838,720	22,909,779	16,436,531
24	M51	기 타 추 간 판 장 애	364,475	2,518,681	13,756,929	102,114,385	75,258,439
25	M47	척 추 증	347,667	2,281,035	10,175,029	82,291,919	63,469,290
26	Z46	기타장치외부착및조정틀위하여보건서비스	338,201	530,634	580,378	37,701,939	26,908,877
27	M13	기 타 관 절 염	315,660	1,351,795	10,190,473	44,304,885	33,769,016
28	J40	급성인지만성인지명시되지않은기관지염	313,884	735,299	4,680,759	24,571,495	18,119,304
29	N30	방 광	310,141	838,628	5,843,352	31,009,281	22,972,452
30	B35	백 선 증	281,779	690,875	5,543,076	29,032,808	21,894,207
31	J04	급 성 후 두 염 및 기 관 염	267,997	653,517	3,183,012	17,475,545	14,279,417
32	J03	급 성 편 도 염	267,891	572,812	2,670,873	15,562,325	12,628,194
33	M25	달 리 분 류 되 지 않 은 기 타 관 절 장 애	261,119	1,020,155	6,464,372	29,713,219	21,143,798
34	J02	급 성 인 두 염	261,026	546,066	2,631,887	14,039,426	11,457,139
35	H16	각 막 염	251,519	631,156	2,585,539	24,251,215	18,649,349
36	A09	감염성및상세불명기원의기타위장염및결	250,726	429,780	2,887,599	18,802,888	12,926,518
37	H81	전 정 기 능 의 장 애	250,110	661,622	9,820,901	40,473,395	27,695,117
38	F00	알 츠 하 이 머 병 에 서 의 치 매 (G30.-+)	249,855	1,500,396	46,733,666	193,418,112	135,921,982
39	M19	기 타 관 절 증	246,179	919,516	11,047,801	41,943,752	29,626,219
40	H35	기 타 망 막 장 애	242,811	696,049	8,036,149	81,146,500	60,456,049
41	L50	두 드 러 기	237,031	546,375	3,888,946	15,369,947	12,019,649
42	S33	요추및골반의관절및인대의탈구,염좌및긴	228,462	894,176	3,759,652	27,751,242	21,422,315
43	K59	기 타 기 능 성 장 장 애	218,191	421,895	5,090,128	18,307,963	12,694,212
44	K58	과 민 대 장 증 후 군	209,879	393,004	3,367,775	18,969,690	13,313,268
45	H40	녹 내 장	205,392	752,821	4,985,378	67,296,915	45,899,971
46	J45	천 식	202,393	685,130	10,298,769	41,682,304	29,190,488
47	K03	치 아 경 조 직 의 기 타 질 환	200,409	306,103	458,367	14,911,605	10,672,248
48	R42	어 지 럼 증 및 어 지 럼	196,157	392,742	6,764,135	28,623,993	18,108,440
49	H60	외 이 염	189,812	525,358	1,463,513	11,067,760	9,187,073
50	I20	협 심 증	180,528	708,120	42,393,544	125,427,655	83,368,302

주 : 수진기준 (한의분류 제외, 급여일수, 진료비와 급여비는 약국포함)

외래 다빈도상병 급여현황(여자)

in elderly man above the age of 65 (Female)

(단위 : 명, 일, 천원)

Unit : Person, Day, KRW 1,000

순위 Rank	상병 기호 I.C.D	상 병 명 Diseases	진료실인원 Patients	내원일수 Visits	급여일수 Reimbursed Days	진료비 Medical Expense	급여비 Benefit
51	R10	복 부 및 골 반 통 증	172,518	300,581	2,608,593	21,321,117	12,752,480
52	M65	윤 활 막 염 및 힘 줄 윤 활 막 염	171,643	606,808	2,717,525	18,224,603	13,926,826
53	I63	뇌 경 색 증	151,001	736,318	35,190,321	134,170,651	89,940,351
54	J01	급 성 부 비 동 염	150,316	343,662	1,751,365	10,649,481	8,281,565
55	H52	굴 절 및 조 절 의 장 애	147,096	231,454	1,111,634	14,303,672	10,329,085
56	N31	달리분류되지않은방광의신경근육기능장	143,936	448,585	12,244,190	30,713,609	20,957,822
57	F32	우 울 에 피 소 드	143,342	958,450	23,681,815	57,597,968	39,375,003
58	K25	위 궤 양	143,042	350,463	5,365,516	20,618,081	14,394,269
59	K52	기 타 비 감 염 성 위 장 염 및 결 장 염	138,356	236,196	1,347,969	7,590,338	5,846,031
60	K12	구 내 염 및 관 련 병 변	134,100	269,235	1,008,564	6,311,765	4,930,407
61	F41	기 타 불 안 장 애	132,368	628,411	13,089,578	30,302,621	21,470,646
62	M50	경 추 간 판 장 애	129,061	749,849	3,427,116	28,959,795	21,364,811
63	L30	기 타 피 부 염	127,906	260,949	1,600,471	7,741,451	5,864,821
64	F06	뇌손상,뇌기능이상및신체질환에의한기타	127,417	392,714	14,185,981	39,775,965	26,520,456
65	L03	연 조 직 염	126,907	326,400	1,459,165	10,310,846	7,743,630
66	R51	두 통 증	125,033	231,145	4,087,511	17,116,574	10,524,419
67	R07	목 구멍 및 가 숨 의 통 증	123,890	217,974	5,292,746	22,128,818	13,038,290
68	G47	수 면 장 애	118,590	367,939	7,898,073	14,491,058	10,625,202
69	L24	자 극 물 접 촉 피 부 염	117,534	239,405	1,276,010	6,408,254	5,183,797
70	B02	대 상 포 진	117,183	392,025	2,473,784	20,382,601	14,592,154
71	J32	만 성 부 비 동 염	114,770	338,154	1,698,019	12,280,626	8,898,225
72	H26	기 타 백 내 장	113,851	279,814	1,327,906	34,935,663	23,467,290
73	H36	달 리 분 류 된 질 환 에 서 의 망 막 장 애	112,797	350,620	8,920,429	30,407,043	20,415,750
74	N95	폐 경 및 기 타 폐 경 전 후 장 애	106,877	287,301	10,556,585	12,354,277	8,310,072
75	K30	기 능 성 소 화 불 량	106,070	194,219	1,992,396	7,260,709	4,943,418
76	Z96	기 타 기 능 성 삽 입 물 의 존 재	105,795	354,426	1,592,046	16,154,912	11,707,754
77	I11	고 혈 압 성 심 장 병	105,484	526,548	22,925,520	56,104,151	38,634,061
78	E14	상 세 불 명 의 당 뇨 병	103,478	499,108	16,826,709	53,004,293	36,165,861
79	M15	다 발 관 절 증	103,309	412,058	6,415,870	20,427,154	14,285,575
80	G44	기 타 두 통 증 후 군	97,204	213,173	3,571,401	14,460,199	9,408,166
81	S23	흉곽의관절및인대의탈구,염좌및긴장	96,674	213,418	934,576	7,328,003	5,529,430
82	S22	늑 골 , 흉 골 및 흉 추 의 골 절	93,684	317,865	3,610,086	20,800,803	13,675,631
83	N39	비 뇨 계 통 의 기 타 장 애	93,655	230,092	4,047,976	15,306,833	9,986,551
84	H90	전 음 성 및 감 각 신 경 성 청 력 소 실	92,891	167,941	831,830	8,564,742	5,610,870
85	G31	달리분류되지않은신경계통의기타타행성	91,645	276,743	9,370,488	21,871,780	16,055,288
86	M77	기 타 골 부 착 부 병 증	89,135	325,764	1,463,202	9,542,510	7,191,099
87	K63	장 의 기 타 질 환	88,438	132,196	1,115,122	30,461,109	19,191,910
88	E03	기 타 갑 상 선 기 능 저 하 증	87,461	375,798	18,320,064	29,372,879	19,403,420
89	J18	상 세 불 명 병 원 체 의 폐 렴	86,223	199,751	1,753,058	12,656,777	8,247,251
90	H11	결 막 의 기 타 장 애	84,722	153,404	600,350	7,343,313	5,365,333
91	H01	눈 껍 풀 의 기 타 염 증	83,139	179,471	745,565	6,953,997	5,234,641
92	I67	기 타 뇌 혈 관 질 환	82,260	272,404	11,646,935	41,341,101	26,388,680
93	L02	피 부 의 농 양 , 종 기 및 큰 종 기	82,072	211,479	814,875	6,049,118	4,765,320
94	K76	간 의 기 타 질 환	80,539	126,893	1,807,733	11,259,759	7,351,377
95	S02	두 개 골 및 안 면 골 의 골 절	80,121	138,783	269,185	4,908,791	3,438,629
96	J41	단 순 성 및 점 액 화 농 성 만 성 기 관 지 염	79,375	194,904	1,274,887	5,904,285	4,627,872
97	B00	헤르페스바이러스[단순헤르페스]감염	79,185	142,473	714,530	4,848,146	3,715,141
98	S43	견갑대의관절및인대의탈구,염좌및긴장	79,012	273,177	1,016,768	8,136,553	6,217,043
99	H61	외 이 의 기 타 장 애	79,010	125,042	300,543	4,130,213	3,047,101
100	S93	발목및발부위의관절및인대의탈구,염좌및	78,890	231,272	876,851	7,622,019	5,690,606

Note : Based on the Treatment Month (excluding herbal medicine,including pharmacy in Treatment Amount and Benefit Amount)

제VI-13표

Table VI-13

65세이상 노인 질병소분류별

Benefits by Frequency of Disease

순위 Rank	상병 기호 I.C.D	상 병 명 Diseases	진료실인원 Patients	내원일수 Visits	급여일수 Reimbursed Days	진료비 Medical Expense	급여비 Benefit
1	I10	본태성(원발성)고혈압	2,736,034	22,750,620	64,817,343	518,036,837	403,441,150
2	K05	치은염및치주질환	2,671,343	6,547,319	6,638,081	234,378,765	166,406,055
3	J20	급성기관지염	2,179,869	6,357,817	6,730,483	110,546,095	91,995,906
4	M54	통증	1,577,986	11,370,522	13,152,550	296,930,664	231,693,472
5	M17	무릎관절증	1,560,686	12,987,914	15,685,557	912,803,871	689,525,704
6	E11	2형당뇨병	1,224,808	10,183,497	18,257,690	352,117,984	253,443,146
7	K29	위염및십이지장염	1,172,530	2,805,361	4,374,259	70,206,705	51,888,285
8	K21	위식도역류병	1,096,215	3,061,273	3,983,459	80,128,572	56,627,659
9	M48	기타척추병증	1,081,047	8,891,215	12,087,174	442,749,785	323,173,141
10	K08	치아및지구조외기타장애	1,053,789	3,449,391	3,479,642	1,352,563,243	890,592,567
11	L23	엘러지성접촉피부염	915,736	2,433,831	2,960,130	36,820,013	31,443,385
12	K04	치수및근단주조직의질환	886,653	3,174,691	3,192,999	112,223,882	81,200,895
13	J00	급성비인두염[감기]	794,145	1,967,331	4,771,917	24,903,722	20,787,623
14	M79	달리분류되지않은기타연조직장애	783,557	2,670,433	3,606,074	58,636,377	45,636,117
15	H10	결막	780,032	1,800,348	1,849,182	36,128,933	30,184,007
16	J06	다발성및상세불명부위의급성상기도감염	778,338	1,739,001	2,093,722	28,427,391	23,429,494
17	J30	혈관운동성및엘러지성비염	753,641	1,740,440	2,225,507	27,966,731	22,939,733
18	H25	노년백내장	751,229	2,517,143	3,470,552	367,792,193	289,481,945
19	N40	전립선중식증	739,721	3,948,103	11,319,170	128,880,076	85,593,077
20	K02	치아우식	699,134	1,141,957	1,153,926	42,864,615	30,471,229
21	M75	어깨병변	695,414	4,039,046	4,801,229	184,631,802	137,183,959
22	H04	눈물계통의장애	676,389	1,633,651	2,353,097	43,618,718	33,385,509
23	Z46	기타장치의부착및조정을위하여보건서비스	621,365	994,484	1,000,170	70,058,173	49,975,051
24	M81	병적골절이없는골다공증	586,941	2,038,812	2,458,151	79,059,169	55,245,536
25	M51	기타추간판장애	580,459	4,402,146	5,592,627	201,190,717	148,579,652
26	B35	백선증	560,873	1,395,544	1,986,215	20,824,981	17,081,711
27	E78	지질단백질대사장애및기타지질증	560,548	2,051,223	3,970,962	44,309,752	32,140,698
28	J40	급성인진만성인진명시되지않은기관지염	559,135	1,410,243	1,790,777	40,643,154	30,320,817
29	M47	척추증	533,871	3,575,048	3,854,175	117,499,627	90,482,967
30	M13	기타관절염	469,892	2,081,894	2,648,710	61,861,557	47,885,036
31	A09	감염성및상세불명기원의기타위장염및결	464,402	1,087,872	1,608,692	88,042,052	65,630,656
32	J04	급성후두염및기관지염	462,186	1,137,561	1,190,527	18,593,870	15,760,384
33	J03	급성성편도염	453,091	974,237	1,007,451	16,113,365	13,599,073
34	J02	급성인두염	448,034	939,285	1,004,592	14,839,152	12,438,819
35	F00	알츠하이머병에서의치매(G30.-+)	432,796	22,176,366	34,070,085	1,611,594,201	1,184,179,107
36	K59	기타기능성장장애	431,786	929,779	1,658,801	30,979,181	21,545,880
37	H35	기타망막장애	413,866	1,307,309	1,876,699	163,414,048	126,711,406
38	L50	두드러기	410,344	1,010,025	1,197,111	17,387,266	13,964,574
39	M25	달리분류되지않은기타관절장애	406,411	1,591,872	3,046,714	38,166,938	27,093,915
40	K03	치아경조직외기타질환	401,005	625,539	628,332	30,674,389	21,777,231
41	H16	각막염	399,011	1,008,478	1,072,097	23,999,829	18,788,388
42	S33	요추및골반의관절및인대의탈구,염좌및긴	392,150	1,574,679	1,726,507	45,865,821	35,413,206
43	I20	협심증	391,943	1,821,168	5,714,320	285,737,458	233,211,918
44	H81	전정기능의장애	389,428	1,147,868	1,814,926	62,789,767	42,978,997
45	K58	과민대장증후군	388,989	761,897	1,006,601	29,230,114	20,444,216
46	M19	기타관절증	372,889	1,469,078	1,978,053	56,133,257	40,587,881
47	H40	녹내장	365,958	1,395,680	1,646,257	71,075,700	46,853,808
48	I63	뇌경색증	345,540	7,882,771	11,049,975	921,670,068	706,591,210
49	J45	천식	344,061	1,430,775	2,009,910	57,538,928	41,582,409
50	N30	방광염	336,884	934,016	1,056,626	26,824,312	20,207,427

주: 수집기준

다빈도 상병 급여현황(한방 계)

in elderly man above the age of 65(O,H&C Total)

(단위 : 명, 일, 천원)

Unit : Person, Day, KRW 1,000

순위 Rank	상병 기호 I.C.D	상 병 명 Diseases	진료실인원 Patients	내원일수 Visits	급여일수 Reimbursed Days	진료비 Medical Expense	급여비 Benefit
51	R42	어 지 림 증 및 어 지 림	331,625	732,134	1,270,867	50,406,349	32,204,170
52	H60	외 이	331,319	976,515	1,010,208	15,617,316	13,172,452
53	R10	복 부 및 골 반 통 증	297,360	540,983	731,377	38,783,900	23,552,831
54	M65	윤 활 막 염 및 힘 줄 윤 활 막 염	276,351	1,008,879	1,090,759	28,637,399	21,982,266
55	J01	급 성 부 비 동 염	264,635	627,321	659,407	12,305,318	9,880,549
56	K25	위 궤 양	262,996	729,080	1,099,721	44,801,331	33,133,604
57	H52	굴 절 및 조 절 의 장 애	251,211	395,491	424,269	18,746,002	13,524,323
58	L30	기 타 피 부	247,765	556,381	761,499	9,819,657	7,308,086
59	K52	기 타 비 감 염 성 위 장 염 및 결 장 염	243,032	440,338	516,528	13,175,673	10,134,048
60	J18	상 세 불 명 병 원 체 의 폐 렴	237,265	2,240,572	3,094,640	468,121,384	367,617,157
61	L03	연 조 직 염	236,564	773,095	911,417	36,962,678	28,007,513
62	K12	구 내 염 및 관 련 병	232,385	481,022	531,755	10,404,340	8,069,032
63	R07	목 구 멍 및 가 숨 의 통 증	231,212	425,246	690,756	37,416,655	22,792,255
64	M50	경 추 간 판 장 애	226,909	1,454,664	1,739,053	59,092,656	43,501,170
65	L24	자 극 물 접 촉 피 부 염	219,242	489,997	544,163	7,526,947	6,314,119
66	K63	장 의 기 타 질 환	213,784	382,570	570,020	97,458,675	65,246,722
67	N31	달리분류되지않은방광의신경근육기능장	212,577	684,703	1,072,843	21,634,565	14,186,786
68	G47	수 면 장 애	209,038	689,713	1,422,462	14,098,359	10,507,344
69	F32	우 울 에 피 소 드	208,445	1,569,073	22,156,778	81,318,605	56,662,980
70	J32	만 성 부 비 동 염	204,417	635,844	793,493	22,008,157	16,013,044
71	E14	상 세 불 명 의 당 뇨 병	201,147	1,273,251	2,340,366	70,057,285	49,129,253
72	F41	기 타 불 안 장 애	200,889	1,007,889	11,140,700	37,370,464	26,598,674
73	H36	달 리 분 류 된 질 환 에 서 의 망 막 장 애	200,675	623,855	1,066,658	36,219,914	22,879,202
74	R51	두 통	196,013	377,649	734,349	20,099,121	11,849,020
75	F06	뇌손상,뇌기능이상및신체질환에의한기타	194,224	913,499	2,708,069	49,798,719	33,155,061
76	B02	대 상 포 진	193,507	802,610	1,027,931	34,586,030	25,730,457
77	H26	기 타 백 내 장	186,731	487,747	644,506	86,038,200	62,153,739
78	K30	기 능 성 소 화 불 량	176,522	333,989	773,179	8,495,143	5,766,505
79	H90	전 음 성 및 감 각 신 경 성 청 력 소 실	175,191	326,514	439,064	17,522,550	11,408,362
80	L21	지 루 피 부	174,800	409,821	542,190	6,301,848	5,118,284
81	Z96	기 타 기 능 성 삽 입 물 의 존 재	168,753	590,462	715,290	18,863,388	13,591,159
82	I11	고 혈 압 성 심 장 병	168,400	925,034	1,419,859	31,886,598	21,309,405
83	S02	두 개 골 및 안 면 골 의 골 절	164,517	316,504	346,077	17,088,722	11,958,482
84	M77	기 타 골 부 착 부 병 증	164,231	621,640	751,916	15,041,557	11,348,286
85	L02	피 부 의 농 양 , 종 기 및 큰 종 기	155,791	458,123	485,735	13,494,485	10,562,787
86	H11	결 막 의 기 타 장 애	155,358	279,485	294,845	10,253,505	7,374,807
87	S22	늑 골 , 흉 골 및 흉 추 의 골 절	154,797	1,369,662	2,066,638	144,404,655	105,668,721
88	S23	흉곽의관절및인대의탈구,염좌및긴장	151,171	343,386	361,937	9,980,956	7,474,677
89	J42	상 세 불 명 의 만 성 기 관 지 염	148,229	403,730	694,148	10,843,370	7,957,863
90	K76	간 의 기 타 질 환	147,456	254,039	368,051	19,528,273	13,095,695
91	G44	기 타 두 통 증 후 군	146,933	339,449	506,001	16,772,738	10,606,232
92	J44	기 타 만 성 폐 색 성 폐 질 환	146,000	1,128,942	2,034,890	106,845,496	76,612,825
93	M15	다 발 관 절 증	145,836	596,018	1,050,481	14,930,646	10,474,279
94	J41	단 순 성 및 점 액 화 농 성 만 성 기 관 지 염	141,193	367,365	436,011	7,271,719	5,844,776
95	H61	외 이 의 기 타 장 애	139,275	229,437	240,718	6,674,729	4,854,545
96	N18	만 성 신 장 병	138,501	5,437,413	16,133,361	1,005,901,981	880,806,899
97	H01	눈 껍 풀 의 기 타 염 증	136,292	300,951	396,346	7,102,178	5,385,015
98	I48	심 방 세 동 및 조 동	136,045	739,018	1,343,445	74,796,822	55,266,235
99	G31	달리분류되지않은신경계통의기타퇴행성	135,978	470,017	729,475	13,489,055	10,443,691
100	K07	치 아 열 굴 이 상 [부 정 교 합 포 함]	134,815	227,189	231,369	6,402,181	4,600,439

Note : Based on the Treatment Month

제Ⅵ-13-1표 65세이상 노인 질병소분류별 다빈도 상병 급여현황(한방 남자)

Table Ⅵ-13-1

Benefits by Frequency of Disease in elderly man
above the age of 65 (O.H&C Male)

(단위 : 명, 일, 천원)

Unit : Person, Day, KRW 1,000

순위 Rank	상병 기호 I.C.D	상 병 명 Diseases	진료실인원 Patients	내원일수 Visits	급여일수 Reimbursed Days	진료비 Medical Expense	급여비 Benefit
1	K05	치 은 염 및 치 주 질 환	1,261,690	3,181,837	3,239,741	113,122,646	80,152,713
2	I10	본 태 성 (원 발 성) 고 혈 압	1,078,676	8,473,268	25,040,656	175,781,108	137,264,521
3	J20	급 성 기 관 지 염	915,237	2,659,670	2,838,300	45,012,080	37,440,861
4	N40	전 립 선 증 식	739,721	3,948,103	11,319,170	128,880,076	85,593,077
5	E11 2	형 당 뇨 병	563,560	4,529,128	9,748,652	155,662,400	110,713,981
6	M54	등 통 증	555,543	3,752,511	4,564,550	98,206,690	75,782,535
7	K08	치 아 및 지 지 구 조 의 기 타 장 애	509,886	1,652,538	1,670,105	651,018,578	427,557,716
8	K29	위 염 및 십 이 지 장 염	466,572	1,126,631	2,055,593	28,890,171	20,980,931
9	K21	위 - 식 도 역 류 병	454,953	1,271,194	1,910,503	33,734,757	23,501,481
10	K04	치 수 및 근 단 주 위 조 직 의 질 환	444,087	1,631,622	1,644,976	57,677,640	41,622,383
11	M17	무 료 관 절 증	426,538	3,125,347	4,301,297	168,456,926	126,014,103
12	L23	엘 러 지 성 접 촉 피 부 염	401,208	1,181,270	1,567,540	17,805,783	15,090,083
13	M48	기 타 척 추 병	374,624	3,124,922	5,147,677	158,045,275	114,330,115
14	J30	혈 관 운 동 성 및 엘 러 지 성 비염	359,194	881,212	1,286,378	14,240,194	11,539,201
15	J00	급 성 비 인 두 염 [감 기]	330,910	813,203	1,988,980	10,286,268	8,528,370
16	J06	다발성및상세불명부위의급성상기도감염	326,481	729,519	907,129	11,753,704	9,637,123
17	K02	치 아 우 식	325,170	544,107	554,558	20,635,832	14,584,928
18	H25	노 년 백 내 장	308,498	1,031,846	1,859,684	150,433,378	117,953,900
19	H10	결 막 염	293,799	676,154	709,407	13,563,455	11,295,049
20	M79	달 리 분 류 되 지 않 은 기 타 연 조 직 장 애	289,376	958,298	1,279,155	20,856,486	16,139,895
21	Z46	기타장치의부착및조정을위하여보건서비스	282,286	460,102	462,819	32,234,036	22,976,328
22	B35	백 선 증	278,983	704,079	1,186,958	10,679,739	8,607,759
23	M75	여 껌 병 변	260,727	1,517,120	2,017,294	69,502,299	51,276,305
24	J40	급성인지만성인지명시되지않은기관지염	240,430	611,673	831,313	16,996,052	12,504,406
25	H04	눈 물 계 통 의 장 애	238,872	581,656	1,257,465	15,933,569	11,907,416
26	K59	기 타 기 능 성 장 장 애	211,132	483,675	1,006,346	15,406,426	10,614,840
27	M51	기 타 추 간 판 장 애	208,327	1,592,485	2,301,167	75,660,894	55,223,519
28	I20	협 심 증	205,708	932,553	4,315,567	168,659,262	139,213,783
29	K03	치 아 경 조 직 의 기 타 질 환	200,537	319,176	321,220	16,207,852	11,461,473
30	J04	급 성 후 두 염 및 기 관 염	193,898	481,021	507,920	7,848,223	6,625,162
31	A09	감염성및상세불명기원의기타위장염및결	192,095	426,373	651,255	31,611,918	23,485,752
32	J02	급 성 인 두 염	186,589	390,990	429,180	6,145,238	5,128,428
33	J03	급 성 편 도 염	184,695	397,130	412,146	6,432,335	5,428,937
34	M47	척 추 증	183,792	1,187,227	1,361,283	40,262,891	30,716,810
35	K58	과 민 대 장 증 후 군	178,101	357,387	551,781	14,189,002	9,847,296
36	E78	지 질 단 백 질 대 사 장 애 및 기 타 지 질 증	176,412	580,298	1,334,277	13,114,304	9,375,202
37	L50	두 드 러 기	172,939	460,550	546,294	7,720,963	6,198,030
38	I63	뇌 경 색 증	172,501	3,142,066	5,293,146	391,392,003	300,333,186
39	H35	기 타 망 막 장 애	170,547	587,098	1,005,971	83,438,914	66,481,533
40	H40	녹 내 장	160,388	638,194	822,544	32,277,835	21,133,007
41	S33	요추및골반의관절및인대의탈구,염좌및긴	157,425	601,310	676,013	16,942,052	13,040,749
42	M13	기 타 관 절 염	152,549	642,430	884,120	17,640,439	13,585,649
43	H16	각 막 염	147,401	374,759	426,602	9,147,198	7,081,425
44	M25	달 리 분 류 되 지 않 은 기 타 관 절 장 애	143,862	538,283	964,162	12,665,914	8,879,348
45	H60	외 이 염	141,421	449,536	478,233	7,213,962	6,050,919
46	J45	천 식	138,396	565,421	913,093	19,733,074	14,171,104
47	H81	전 정 기 능 의 장 애	130,047	387,766	828,320	21,065,831	14,150,830
48	M19	기 타 관 절 증	125,630	488,293	786,926	17,171,453	12,408,808
49	K63	장 의 기 타 질 환	121,474	213,425	361,332	54,690,450	36,254,346
50	R42	어 지 럽 증 및 어 지 럽	120,329	268,561	614,124	18,846,451	11,789,694

주 : 수진기준

제Ⅵ-13-2표 65세이상 노인 질병소분류별 다빈도 상병 급여현황(한방 여자)

Table Ⅵ-13-2

Benefits by Frequency of Disease in elderly man
above the age of 65 (O.H&C Female)

(단위 : 명, 일, 천원)

Unit : Person, Day, KRW 1,000

순위 Rank	상병 기호 I.C.D	상 병 명 Diseases	진료실인원 Patients	내원일수 Visits	급여일수 Reimbursed Days	진료비 Medical Expense	급여비 Benefit
1	I10	본 태 성 (원 발 성) 고 혈 압	1,657,358	14,277,352	39,776,687	342,255,729	266,176,628
2	K05	치 은 염 및 치 주 질 환	1,409,653	3,365,482	3,398,340	121,256,118	86,253,341
3	J20	급 성 기 관 지 염	1,264,632	3,698,147	3,892,183	65,534,015	54,555,045
4	M17	무 료 관 절 증	1,134,148	9,862,567	11,384,260	744,346,945	563,511,601
5	M54	등 통 증	1,022,443	7,618,011	8,588,000	198,723,975	155,910,937
6	M48	기 타 척 추 병 증	706,423	5,766,293	6,939,497	284,704,510	208,843,026
7	K29	위 염 및 십 이 지 장 염	705,958	1,678,730	2,318,666	41,316,534	30,907,354
8	E11	2 형 당 뇨 병	661,248	5,654,369	8,509,038	196,455,584	142,729,165
9	K21	위 - 식 도 역 류 병	641,262	1,790,079	2,072,956	46,393,815	33,126,179
10	M81	병 적 골 절 이 없 는 골 다 공 증	550,390	1,920,277	2,246,701	75,234,869	52,546,663
11	K08	치 아 및 지 지 구 조 의 기 타 장 애	543,903	1,796,853	1,809,537	701,544,665	463,034,851
12	L23	엘 러 지 성 접 촉 피 부 염	514,528	1,252,561	1,392,590	19,014,230	16,353,302
13	M79	달 리 분 류 되 지 않 은 기 타 연 조 직 장 애	494,181	1,712,135	2,326,919	37,779,891	29,496,222
14	H10	결 막 염	486,233	1,124,194	1,139,775	22,565,478	18,888,957
15	J00	급 성 비 인 두 염 [감 기]	463,235	1,154,128	2,782,937	14,617,454	12,259,253
16	J06	다발성및상세불명부위의급성상기도감염	451,857	1,009,482	1,186,593	16,673,687	13,792,371
17	H25	노 년 백 내 장	442,731	1,485,297	1,610,868	217,358,815	171,528,045
18	K04	치 수 및 근 단 주 위 조 직 의 질 환	442,566	1,543,069	1,548,023	54,546,241	39,578,512
19	H04	눈 물 계 통 의 장 애	437,517	1,051,995	1,095,632	27,685,149	21,478,094
20	M75	어 깨 병 변	434,687	2,521,926	2,783,935	115,129,504	85,907,655
21	J30	혈 관 운 동 성 및 엘 러 지 성 비 염	394,447	859,228	939,129	13,726,537	11,400,532
22	E78	지 질 단 백 질 대 사 장 애 및 기 타 지 질 증	384,136	1,470,925	2,636,685	31,195,448	22,765,495
23	K02	치 아 우 식	373,964	597,850	599,368	22,228,783	15,886,301
24	M51	기 타 추 간 판 장 애	372,132	2,809,661	3,291,460	125,529,824	93,356,134
25	M47	척 추 증	350,079	2,387,821	2,492,892	77,236,735	59,766,157
26	Z46	기타장치의부착및조정을위하여보건서비	339,079	534,382	537,351	37,824,137	26,998,723
27	J40	급성인지만성인지명시되지않은기관지염	318,705	798,570	959,464	23,647,102	17,816,411
28	M13	기 타 관 절 염	317,343	1,439,464	1,764,590	44,221,118	34,299,387
29	F00	알 츠 하 이 머 병 에 서 의 치 매 (G30.-+)	315,507	17,665,223	26,169,025	1,282,638,194	943,634,291
30	N30	방 광 염	312,090	871,095	967,753	23,541,754	17,797,036
31	B35	백 선 증	281,890	691,465	799,257	10,145,242	8,473,952
32	A09	감염성및상세불명기원의기타위장염및결	272,307	661,499	957,437	56,430,134	42,144,904
33	J03	급 성 편 도 염	268,396	577,107	595,305	9,681,030	8,170,136
34	J04	급 성 후 두 염 및 기 관 염	268,288	656,540	682,607	10,745,647	9,135,222
35	M25	달 리 분 류 되 지 않 은 기 타 관 절 장 애	262,549	1,053,589	2,082,552	25,501,023	18,214,567
36	J02	급 성 인 두 염	261,445	548,295	575,412	8,693,915	7,310,391
37	H81	전 정 기 능 의 장 애	259,381	760,102	986,606	41,723,936	28,828,167
38	H16	각 막 염	251,610	633,719	645,495	14,852,631	11,706,962
39	M19	기 타 관 절 증	247,259	980,785	1,191,127	38,961,804	28,179,072
40	H35	기 타 망 막 장 애	243,319	720,211	870,728	79,975,134	60,229,873
41	L50	두 드 러 기	237,405	549,475	650,817	9,666,303	7,766,544
42	S33	요추및골반의관절및인대의탈구,염좌및긴	234,725	973,369	1,050,494	28,923,768	22,372,457
43	K59	기 타 기 능 성 장 장 애	220,654	446,104	652,455	15,572,754	10,931,040
44	R42	어 지 럼 증 및 어 지 럼	211,296	463,573	656,743	31,559,898	20,414,476
45	K58	과 민 대 장 증 후 군	210,888	404,510	454,820	15,041,112	10,596,920
46	J45	천 식	205,665	865,354	1,096,817	37,805,854	27,411,305
47	H40	녹 내 장	205,570	757,486	823,713	38,797,865	25,720,801
48	K03	치 아 경 조 직 의 기 타 질 환	200,468	306,363	307,112	14,466,537	10,315,758
49	H60	외 이 염	189,898	526,979	531,975	8,403,354	7,121,533
50	I20	협 심 증	186,235	888,615	1,398,753	117,078,196	93,998,134

Note : Based on the Treatment Month

제VI-14표

Table VI-14

65세이상 노인 질병소분류별

Inpatient Benefits by Frequency of Disease

순위 Rank	상병 기호 I.C.D	상 병 명 Diseases	진료실인원 Patients	내원일수 Visits	급여일수 Reimbursed Days	진료비 Medical Expense	급여비 Benefit
1	H25	노년 백내장	215,616	331,677	476,384	292,722,849	234,755,510
2	F00	알츠하이머병에서의 치매 (G30.-+)	113,043	20,147,492	20,476,071	1,519,385,018	1,124,569,963
3	J18	상세 불명 병원체의 폐렴	107,531	1,845,026	2,526,031	450,833,608	357,429,344
4	I63	뇌경색 증	78,065	6,377,993	7,349,680	865,238,978	677,802,401
5	M17	무릎관절 증	74,469	1,898,075	3,198,356	559,015,936	433,539,904
6	M48	기타 척추병 증	66,087	1,053,570	2,011,017	186,673,351	140,196,623
7	S32	요추 및 골반의 골절	56,530	1,209,955	1,919,282	163,099,237	121,506,902
8	A09	감염성 및 상세 불명 기원의 기타 위장염 및 결핵	54,262	345,248	688,258	66,804,597	51,458,879
9	I20	협심증	52,637	331,502	1,083,532	232,958,389	208,253,919
10	S22	늑골, 흉골 및 흉추의 골절	51,103	905,488	1,453,598	124,290,708	92,948,881
11	S72	대퇴골의 골절	42,637	2,010,085	2,693,426	354,651,821	268,971,490
12	M51	기타 추간판 장애	40,498	462,171	973,274	77,697,385	58,351,879
13	E11	2형 당뇨병	39,542	1,086,871	1,660,755	124,149,425	93,960,420
14	R42	어지럼증 및 어지럼	38,505	104,820	261,460	22,857,241	16,560,402
15	C34	기관지 및 폐의 악성 신생물	31,190	1,006,828	1,607,944	333,376,940	304,240,396
16	H81	전정기능의 장애	30,630	138,241	332,291	25,704,334	18,875,119
17	G81	편마비	30,108	5,063,497	5,288,728	535,802,235	408,887,045
18	K80	담석증	28,390	346,321	665,205	152,152,334	116,741,693
19	N18	만성 신장병	28,266	1,562,833	1,896,228	315,274,941	271,366,070
20	N39	비뇨계통의 기타 장애	27,804	353,000	581,527	84,051,921	65,888,082
21	I10	본태성(원발성)고혈압	26,959	1,523,008	1,944,121	116,475,944	84,693,803
22	A41	기타 패혈증	26,097	488,542	547,038	113,675,352	91,063,676
23	G20	파킨슨 병	26,068	3,917,382	4,121,782	360,215,386	295,620,740
24	H26	기타 백내장	26,001	39,925	102,097	38,446,913	30,848,380
25	M75	어깨 병변	25,746	286,842	596,733	79,213,040	60,275,170
26	J15	달리 분류되지 않은 세균성 폐렴	24,664	432,694	573,612	97,148,952	76,980,135
27	I50	심부전	24,614	560,929	843,829	121,637,367	96,948,981
28	S52	아래 팔의 골절	24,057	315,252	534,161	72,249,847	54,646,862
29	S06	두개내 손상	23,595	742,587	988,033	163,564,325	133,376,886
30	C16	위장의 악성 신생물	22,502	649,839	1,071,680	188,888,532	169,953,846
31	N10	급성 세뇨관 - 간질 신장염	21,831	273,792	461,853	62,920,192	48,379,736
32	C22	간 및 간내 담관의 악성 신생물	20,024	543,987	1,077,689	194,914,957	178,596,624
33	S82	발목을 포함한 아래 다리의 골절	19,694	403,405	601,521	66,629,172	50,074,996
34	J44	기타 만성 폐색성 폐 질환	19,125	561,215	758,345	86,208,180	66,136,508
35	N40	전립선 증식증	18,812	113,647	343,837	29,550,324	22,392,904
36	K64	치핵 및 항문 주위 정맥 혈전증	18,512	56,570	96,968	20,750,178	16,278,672
37	J10	확인된 계절성 인플루엔자 바이러스에 의한	17,268	108,480	208,601	25,617,973	20,565,510
38	R07	목구멍 및 가슴의 통증	16,762	34,742	126,746	14,409,964	11,238,094
39	I21	급성 심근색증	16,394	200,729	386,069	177,547,143	162,615,715
40	C18	결장의 악성 신생물	16,277	618,397	978,127	185,751,498	167,438,434
41	K63	장외기타 질환	15,831	72,473	154,303	28,677,221	22,620,845
42	Z51	기타 의학적 관리를 위하여 보건 서비스와 접	15,657	325,730	832,176	131,980,141	123,115,163
43	I67	기타 뇌혈관 질환	15,494	304,568	497,485	85,289,924	72,272,981
44	I25	만성 허혈성 심장병	14,535	143,017	377,212	78,901,080	69,709,363
45	J20	급성 기관지염	14,504	106,214	208,585	14,860,048	11,442,179
46	C61	전립선의 악성 신생물	14,348	335,625	538,714	70,118,551	62,419,547
47	R10	복부 및 골반 통증	14,299	41,435	103,216	9,813,823	7,381,098
48	I48	심방세동 및 조동	14,127	164,403	338,787	54,434,263	45,988,144
49	S33	요추 및 골반의 관절 및 인대의 탈구, 염좌 및 긴	13,586	112,005	173,749	10,581,689	7,995,262
50	I61	뇌내 출혈	13,360	1,489,325	1,633,015	224,822,903	182,097,145

주: 수진기준

입원 다빈도 상병 급여현황(한방 계)

in elderly man above the age of 65(O,H&C Total)

(단위 : 명, 일, 천원)

Unit : Person, Day, KRW 1,000

순위 Rank	상병 기호 I.C.D	상 병 명 Diseases	진료실인원 Patients	내원일수 Visits	급여일수 Reimbursed Days	진료비 Medical Expense	급여비 Benefit
51	M54	등 통	13,229	150,154	220,040	15,122,424	11,139,955
52	K40	사 타 구 니 탈 증	13,066	51,238	108,845	24,495,006	19,395,757
53	B02	대 상 포 진	12,881	138,413	239,734	19,913,228	15,225,923
54	K92	소 화 계 통 의 기 타 질 환	12,672	93,853	188,566	31,426,099	24,880,507
55	D12	결장, 직장, 항문 및 항문관의 양성 신 생물	12,335	40,491	100,276	15,289,625	11,946,853
56	J45	천 식	12,278	243,916	346,680	31,442,209	23,877,149
57	R50	기 타 및 원 인 미 상 의 열	12,178	69,628	125,318	16,501,128	12,545,666
58	J40	급성 인지 만 성 인 지 명 시 되지 않은 기관지염	12,144	100,759	198,689	15,952,981	12,275,345
59	E14	상 세 불 명 의 당 뇨 병	11,776	331,923	465,745	41,588,992	31,579,642
60	K56	탈장 이 없는 마 비 성 장 폐 색 증 및 장 폐 색	11,648	131,799	207,707	34,551,128	26,887,012
61	M23	무 료 의 내 부 장 애	11,298	111,454	227,851	22,557,975	16,965,794
62	J69	고 체 및 체 에 의 한 폐 렴	11,243	275,233	364,267	89,324,199	71,659,890
63	K29	위 염 및 십 이 지 장 염	11,238	55,492	124,942	9,557,652	7,325,593
64	F01	혈 관 성 치 매	10,975	1,645,404	1,690,377	127,592,479	94,695,279
65	N17	급 성 신 부 전	10,796	180,310	264,674	52,345,066	41,531,209
66	L03	연 조 직 염	10,716	137,102	226,109	23,195,320	17,789,632
67	S42	어 깨 및 위 팔 의 골 절	10,628	207,595	320,026	42,953,655	32,340,075
68	R06	호 흡 의 이 상	10,471	65,169	101,521	12,216,339	9,393,373
69	N20	신 장 및 요 관 의 결 석	10,457	51,895	136,205	24,322,769	18,702,592
70	D13	기타 및 부위 불명의 소화계통의 양성 신 생물	10,412	55,634	182,810	24,708,149	19,247,974
71	F03	상 세 불 명 의 치 매	10,270	1,247,930	1,270,060	92,245,548	67,711,520
72	G45	일 과 성 뇌 허 혈 발 작 및 관 련 증 후 군	10,085	78,960	170,345	17,415,358	12,292,198
73	E87	수분, 전해질 및 산-염기 균형의 기타 장애	10,075	105,821	183,798	23,986,481	18,594,113
74	M43	기 타 변 형 성 등 병 증	10,057	161,689	322,603	41,110,691	31,165,286
75	K81	담 낭 염	9,566	127,017	218,290	47,575,188	36,334,928
76	R55	실 신 및 허 탈	9,270	23,592	51,531	8,033,695	5,973,466
77	H35	기 타 망 막 장 애	9,047	40,670	81,674	25,312,677	20,257,336
78	A04	기 타 세 균 성 장 감 염	8,963	113,356	179,157	25,255,543	20,013,602
79	C67	방 광 의 악 성 신 생 물	8,940	201,500	327,305	55,004,456	49,364,181
80	K35	급 성 충 수 염	8,918	65,082	105,066	30,919,293	24,113,539
81	S92	발 목 을 제 외 한 발 의 골 절	8,879	141,671	216,186	19,558,181	14,595,512
82	K25	위 궤	8,857	89,537	183,180	25,782,078	20,194,576
83	I46	심 장 정 지	8,496	40,244	46,962	28,315,048	23,421,795
84	M50	경 추 간 판 장 애	8,011	95,966	182,396	17,199,389	13,051,213
85	I83	하 지 의 정 맥 류	7,907	16,912	64,373	6,803,486	5,341,838
86	J11	바이러스가 확인되지 않은 인플루엔자	7,906	41,495	82,107	8,330,323	6,621,462
87	C20	직 장 의 악 성 신 생 물	7,902	312,814	491,065	88,861,667	80,264,181
88	K21	위 - 식 도 역 류 병	7,838	51,499	133,924	8,391,082	6,397,468
89	C25	췌 장 의 악 성 신 생 물	7,601	309,334	541,291	96,060,226	88,094,783
90	R51	두 통	7,547	21,942	62,072	4,858,899	3,507,272
91	S83	무릎의 관절 및 인대의 탈구, 염좌 및 긴장	7,326	86,045	146,005	12,540,635	9,300,741
92	L89	육 창 궤 양 및 압 박 부 위	7,034	408,712	432,047	41,796,689	31,824,116
93	G82	하 반 신 마 비 및 사 지 마 비	6,944	1,011,398	1,092,691	119,222,559	92,131,492
94	M47	척 추 증	6,939	151,698	215,644	18,336,910	13,738,438
95	K59	기 타 기 능 성 장 장 애	6,884	37,939	87,914	6,318,338	4,842,690
96	I69	뇌 혈 관 질 환 의 후 유 증	6,774	806,064	834,902	68,480,206	51,193,958
97	C50	유 방 의 악 성 신 생 물	6,621	206,150	332,627	50,846,676	45,624,330
98	K83	담 도 의 기 타 질 환	6,224	74,220	137,295	26,664,549	21,146,344
99	E16	체 내 분 비 의 기 타 장 애	6,144	26,368	44,108	5,290,707	4,075,536
100	S46	어깨 및 위팔부위의 근육 및 힘줄의 손상	5,998	80,612	145,331	18,433,249	13,983,420

Note : Based on the Treatment Month

제VI-14-1표 65세이상 노인 질병소분류별 입원 다빈도 상병 급여현황(한방 남자)

Table VI-14-1

Inpatient Benefits by Frequency of Disease in elderly man
above the age of 65 (O.H&C Male)

(단위 : 명, 일, 천원)

Unit : Person, Day, KRW 1,000

순위 Rank	상병 기호 I.C.D	상 병 명 Diseases	진료실인원 Patients	내원일수 Visits	급여일수 Reimbursed Days	진료비 Medical Expense	급여비 Benefit
1	H25	노년 백내장	89,707	135,613	198,803	119,215,666	95,574,260
2	J18	상세불명 병원체의 폐렴	54,706	978,500	1,351,353	260,053,907	207,195,245
3	I63	뇌경색	36,176	2,373,606	2,871,383	361,828,045	285,588,979
4	I20	협심증	29,194	151,007	594,398	139,218,283	125,587,892
5	F00	알츠하이머병에서의 치매 (G30.-+)	27,665	3,982,665	4,089,128	302,500,495	223,802,817
6	M48	기타 척추병증	23,433	337,350	689,595	68,012,918	51,146,254
7	C34	기관지 및 폐의 악성 신 생물	22,173	682,519	1,131,141	240,786,047	220,256,211
8	A09	감염성 및 상설 불명 기원의 기타 위장염 및 결	19,135	113,529	232,933	22,843,328	17,627,484
9	N40	전립선 증식증	18,812	113,647	343,837	29,550,324	22,392,904
10	E11	2형 당뇨병	17,598	380,713	710,682	50,263,196	38,300,971
11	M51	기타 추간판 장애	15,669	171,191	378,725	31,231,102	23,438,646
12	C16	위 악성 신 생물	15,245	388,878	688,389	127,239,977	114,730,071
13	N18	만성 신장병	15,035	659,790	835,989	146,469,350	126,314,584
14	C61	전립선 악성 신 생물	14,348	335,625	538,714	70,118,551	62,419,547
15	R42	어지럼증 및 어지럼	14,239	33,989	91,664	8,130,034	5,847,111
16	J44	기타 만성 폐색성 폐 질환	14,049	361,990	516,619	62,024,722	47,754,020
17	K80	담석	13,968	154,842	314,302	76,119,473	58,450,642
18	C22	간 및 간내 담관의 악성 신 생물	13,931	351,196	739,971	136,032,857	124,759,102
19	M17	무릎관절증	13,036	272,101	491,320	82,325,255	63,737,552
20	S22	늑골, 흉골 및 흉추의 골절	12,787	193,834	313,690	29,985,084	22,583,439
21	S06	두개내 손상	12,688	421,001	562,065	100,716,181	82,658,346
22	K40	사타구니 탈장	12,457	48,070	102,849	23,229,601	18,399,483
23	G81	편마비	12,432	1,883,466	2,000,741	207,821,929	158,994,530
24	J15	달리 분류되지 않은 세균성 폐렴	12,346	230,041	303,732	55,187,210	43,896,326
25	S32	요추 및 골반의 골절	11,747	222,636	366,807	33,990,822	25,415,853
26	H26	기타 백내장	10,866	16,306	40,997	15,655,428	12,556,119
27	M75	어깨 병변	10,073	105,532	226,998	30,126,776	22,900,669
28	A41	기타 패혈증	10,065	189,812	213,251	50,029,758	40,420,677
29	H81	전정기능 장애	10,020	39,761	101,633	8,114,118	5,909,753
30	I21	급성 심근경색증	9,830	101,525	218,473	111,329,024	102,498,513
31	K64	치핵 및 항문 주위 정맥혈전증	9,825	29,619	52,346	11,030,313	8,662,528
32	S72	대퇴골절	9,755	368,090	523,529	77,262,948	58,959,249
33	Z51	기타 의학적 관리 를 위하여 보건 서비스와 접	9,327	188,161	490,641	76,876,012	71,755,566
34	K63	장기의 기타 질환	9,286	35,524	82,416	14,551,589	11,535,031
35	I50	심부전	9,095	153,292	270,273	45,466,094	36,960,152
36	I10	본태성(원발성)고혈압	8,984	323,675	587,459	25,274,240	18,230,756
37	G20	파킨슨 병	8,893	1,043,005	1,127,257	102,371,334	84,488,536
38	C18	결장 악성 신 생물	8,882	287,046	494,290	100,768,090	91,130,380
39	I25	만성 허혈성 심장병	8,526	62,745	208,918	49,700,320	44,441,475
40	R07	목구멍 및 가슴의 통증	7,805	14,047	55,832	6,412,389	5,045,820
41	D12	결장, 직장, 항문 및 항문의 양성 신 생물	7,466	23,714	59,196	9,078,181	7,119,312
42	C67	방광 악성 신 생물	7,254	147,889	252,417	43,427,299	39,013,661
43	N39	비뇨계통의 기타 장애	6,836	92,821	156,037	23,238,137	18,239,284
44	I48	심방세동 및 조동	6,813	59,674	150,681	27,746,667	23,978,178
45	J69	고체 및 액체에 의한 폐렴	6,666	169,431	224,621	57,573,939	46,277,798
46	D13	기타 및 부위 불명의 소화계통의 양성 신 생물	6,371	32,812	113,510	14,960,579	11,690,088
47	K92	소화계통의 기타 질환	6,209	41,825	88,798	15,636,353	12,471,058
48	S82	발목을 포함한 아래 다리의 골절	6,194	117,470	180,836	21,778,192	16,384,520
49	J10	확인된 계절성 인플루엔자 바이러스에 의한	6,040	38,043	74,100	10,046,739	8,063,500
50	K56	탈장이 없는 마비성 장폐색증 및 장폐색	6,008	64,266	103,548	18,145,108	14,197,859

주 : 수진기준

제Ⅵ-14-2표 65세이상 노인 질병소분류별 입원 다빈도 상병 급여현황(한방 여자)

Table Ⅵ-14-2

Inpatient Benefits by Frequency of Disease elderly man
above the age of 65 (O.H&C Female)

(단위 : 명, 일, 천원)

Unit : Person, Day, KRW 1,000

순위 Rank	상병 기호 I.C.D	상 병 명 Diseases	진료실인원 Patients	내원일수 Visits	급여일수 Reimbursed Days	진료비 Medical Expense	급여비 Benefit
1	H25	노년백내장	125,909	196,064	277,581	173,507,183	139,181,250
2	F00	알츠하이머병에서 치매 (G30.-+)	85,378	16,164,827	16,386,943	1,216,884,524	900,767,146
3	M17	무릎관절증	61,433	1,625,974	2,707,036	476,690,680	369,802,352
4	J18	상세불명병원체의폐렴	52,825	866,526	1,174,678	190,779,702	150,234,099
5	S32	요추및골반의골절	44,783	987,319	1,552,475	129,108,416	96,091,049
6	M48	기타척추병증	42,654	716,220	1,321,422	118,660,433	89,050,369
7	I63	뇌경색증	41,889	4,004,387	4,478,297	503,410,934	392,213,422
8	S22	늑골, 흉골및흉추의골절	38,316	711,654	1,139,908	94,305,624	70,365,442
9	A09	감염성및상세불명기원의기타위장염및결	35,127	231,719	455,325	43,961,269	33,831,395
10	S72	대퇴골의골절	32,882	1,641,995	2,169,897	277,388,873	210,012,241
11	M51	기타추간판장애	24,829	290,980	594,549	46,466,283	34,913,233
12	R42	어지럼증및어지럼	24,266	70,831	169,796	14,727,208	10,713,291
13	I20	협심증	23,443	180,495	489,134	93,740,106	82,666,027
14	E11	2형당뇨병	21,944	706,158	950,073	73,886,229	55,659,450
15	N39	비뇨계통의기타장애	20,968	260,179	425,490	60,813,784	47,648,798
16	S52	아래팔의골절	20,751	276,480	465,740	62,675,891	47,418,153
17	H81	전정기능의장애	20,610	98,480	230,658	17,590,216	12,965,365
18	N10	급성세뇨관-간질신장염	18,355	226,924	382,619	51,298,926	39,364,515
19	I10	본태성(원발성)고혈압	17,975	1,199,333	1,356,662	91,201,704	66,463,047
20	G81	편마비	17,676	3,180,031	3,287,987	327,980,306	249,892,515
21	G20	파킨슨병	17,175	2,874,377	2,994,525	257,844,052	211,132,204
22	A41	기타패혈증	16,032	298,730	333,787	63,645,594	50,642,998
23	M75	어깨병	15,673	181,310	369,735	49,086,264	37,374,501
24	I50	심부전	15,519	407,637	573,556	76,171,273	59,988,829
25	H26	기타백내장	15,135	23,619	61,100	22,791,484	18,292,261
26	K80	담석증	14,422	191,479	350,903	76,032,861	58,291,052
27	S82	발목을포함한아래다리의골절	13,500	285,935	420,685	44,850,981	33,690,475
28	N18	만성신장병	13,231	903,043	1,060,239	168,805,591	145,051,486
29	J15	달리분류되지않은세균성폐렴	12,318	202,653	269,880	41,961,741	33,083,808
30	J10	확인된계절성인플루엔자바이러스에의한	11,228	70,437	134,501	15,571,233	12,502,010
31	S06	두개내손상	10,907	321,586	425,968	62,848,144	50,718,540
32	I67	기타뇌관질환	10,511	225,160	361,065	63,221,199	53,786,874
33	J20	급성기관지염	9,440	71,343	134,824	9,791,406	7,526,511
34	S33	요추및골반의관절및인대의탈구,염좌및긴	9,332	79,193	120,568	7,313,678	5,520,513
35	M54	등통증	9,110	109,434	152,096	10,727,769	7,929,594
36	C34	기관지및폐의악성신생물	9,017	324,309	476,803	92,590,893	83,984,185
37	R07	목구멍및가슴의통증	8,957	20,695	70,914	7,997,575	6,192,274
38	K64	치핵및항문주위정맥혈전증	8,687	26,951	44,622	9,719,865	7,616,145
39	R10	복부및골통증	8,629	26,600	64,990	6,106,527	4,595,755
40	B02	대상포진	8,592	95,363	162,179	13,299,278	10,158,648
41	J45	천식	8,312	180,224	247,822	22,615,046	17,144,959
42	M23	무릎의내부장애	7,933	83,556	166,753	16,266,205	12,233,290
43	S42	어깨및위팔의골절	7,715	160,841	242,609	32,157,153	24,226,505
44	J40	급성인지만성인지명시되지않은기관지염	7,610	63,271	123,640	9,995,123	7,694,278
45	I61	뇌내출혈	7,522	918,698	995,084	132,175,050	106,503,450
46	K29	위염및십이지장염	7,490	38,011	83,315	6,368,056	4,869,113
47	F03	상세불명의치매	7,451	992,227	1,006,352	73,124,053	53,760,426
48	C18	결장의악성신생물	7,395	331,351	483,837	84,983,408	76,308,054
49	F01	혈관성치매	7,320	1,175,744	1,200,025	90,683,464	67,340,627
50	I48	심방세동및조동	7,314	104,729	188,106	26,687,596	22,009,966

Note : Based on the Treatment Month

제VI-15표

Table VI-15

65세이상 노인 질병소분류별

Outpatient Benefits by Frequency of Disease

순위 Rank	상병 기호 I.C.D	상 병 명 Diseases	진료실인원 Patients	내원일수 Visits	급여일수 Reimbursed Days	진료비 Medical Expense	급여비 Benefit
1	I10	본 태 성 (원 발 성) 고 혈 압	2,722,620	21,227,612	62,873,222	401,560,893	318,747,346
2	K05	치 은 염 및 치 주 질 환	2,669,559	6,541,600	6,622,457	233,830,289	165,978,063
3	J20	급 성 기 관 지 염	2,173,852	6,251,603	6,521,898	95,686,047	80,553,727
4	M54	등 통 증	1,572,291	11,220,368	12,932,510	281,808,241	220,553,517
5	M17	무 료 관 절 증	1,555,888	11,089,839	12,487,201	353,787,936	255,985,800
6	E11	2 형 당 뇨 병	1,214,434	9,096,626	16,596,935	227,968,559	159,482,725
7	K29	위 염 및 십 이 지 장 염	1,166,560	2,749,869	4,249,317	60,649,054	44,562,691
8	K21	위 - 식 도 역 류 병	1,092,886	3,009,774	3,849,535	71,737,491	50,230,192
9	M48	기 타 적 추 병 증	1,068,689	7,837,645	10,076,157	256,076,434	182,976,518
10	K08	치 아 및 지 구 조 의 기 타 장 애	1,052,469	3,444,603	3,468,612	1,350,691,087	889,280,650
11	L23	엘 러 지 성 접 촉 피 부 염	915,510	2,431,950	2,953,795	36,636,140	31,301,866
12	K04	치 수 및 근 단 주 위 조 직 의 질 환	886,287	3,171,657	3,186,689	111,770,713	80,853,756
13	J00	급 성 비 인 두 염 [감 기]	793,161	1,963,691	4,759,329	24,422,874	20,415,153
14	M79	달 리 분 류 되 지 않 은 기 타 연 조 직 장 애	781,359	2,624,055	3,536,900	53,149,477	41,547,921
15	H10	결 막 염	779,762	1,798,877	1,845,557	35,818,791	29,939,304
16	J06	다발성및상세불명부위의급성상기도감염	775,951	1,724,790	2,058,139	26,425,109	21,882,008
17	J30	혈 관 운 동 성 및 엘 러 지 성 비 염	753,309	1,738,392	2,216,893	27,752,059	22,773,825
18	N40	전 립 선 증 식 증	737,484	3,834,456	10,975,333	99,329,752	63,200,174
19	H25	노 년 백 내 장	700,770	2,185,466	2,994,168	75,069,344	54,726,436
20	K02	치 아 우 식	698,632	1,140,528	1,151,097	42,760,807	30,387,601
21	M75	어 깨 병 변	693,416	3,752,204	4,204,496	105,418,762	76,908,789
22	H04	눈 물 계 통 의 장 애	675,987	1,628,718	2,335,535	41,318,632	31,601,517
23	Z46	기타장치외부착및조정틀위하여보건서비스	619,871	988,641	989,173	69,514,988	49,546,981
24	M81	병 적 골 절 이 없 는 골 다 공 증	585,073	2,005,266	2,377,021	76,406,489	53,309,082
25	M51	기 타 추 간 판 장 애	569,136	3,939,975	4,619,353	123,493,332	90,227,773
26	B35	백 선 증	560,603	1,394,465	1,977,983	20,727,645	17,006,343
27	E78	지 질 단 백 질 대 사 장 애 및 기 타 지 질 증	559,477	2,038,138	3,909,595	43,094,102	31,229,892
28	J40	급성인진만성인진명시되지않은기관지염	551,584	1,309,484	1,592,088	24,690,173	18,045,472
29	M47	척 추 증	530,310	3,423,350	3,638,531	99,162,717	76,744,529
30	M13	기 타 관 절 염	467,648	1,969,792	2,478,480	40,394,678	31,550,267
31	J04	급 성 후 두 염 및 기 관 염	461,727	1,132,875	1,180,718	17,882,652	15,214,205
32	J03	급 성 편 도 염	452,347	968,033	994,717	15,273,661	12,953,150
33	J02	급 성 인 두 염	447,381	935,929	995,888	14,394,180	12,098,154
34	A09	감염성및상세불명기원의기타위장염및결	431,008	742,624	920,434	21,237,455	14,171,777
35	K59	기 타 기 능 성 장 장 애	427,566	891,840	1,570,887	24,660,843	16,703,190
36	H35	기 타 망 막 장 애	412,891	1,266,639	1,795,025	138,101,371	106,454,070
37	L50	두 드 러 기	409,680	1,005,784	1,186,872	16,809,709	13,517,790
38	M25	달 리 분 류 되 지 않 은 기 타 관 절 장 애	404,396	1,547,786	2,978,374	32,270,969	22,682,636
39	K03	치 아 경 조 직 의 기 타 질 환	400,875	625,061	627,096	30,626,018	21,737,076
40	H16	각 막 염	398,835	1,003,450	1,063,150	22,937,550	17,967,773
41	K58	과 민 대 장 증 후 군	387,325	743,011	963,177	26,158,803	18,095,842
42	S33	요추및골반의관절및인대의탈구,염좌및긴	383,080	1,462,674	1,552,758	35,284,132	27,417,944
43	I20	협 심 증	380,227	1,489,666	4,630,788	52,779,069	24,957,998
44	H81	전 정 기 능 의 장 애	375,538	1,009,627	1,482,635	37,085,433	24,103,879
45	M19	기 타 관 절 증	371,334	1,386,673	1,836,571	36,074,144	25,259,973
46	H40	녹 내 장	365,650	1,386,248	1,625,900	67,140,090	43,766,897
47	F00	알 츠 하 이 머 병 에 서 의 치 매 (G30.-+)	347,053	2,028,874	13,594,014	92,209,183	59,609,144
48	J45	천 식	339,212	1,186,859	1,663,230	26,096,720	17,705,260
49	N30	방 광 염	334,333	892,949	976,846	19,181,339	14,321,431
50	H60	외 이 염	331,167	973,306	1,004,500	14,938,894	12,648,768

주 : 수집기준

외래 다빈도 상병 급여현황(한방 계)

in elderly man above the age of 65(O,H&C Total)

(단위 : 명, 일, 천원)

Unit : Person, Day, KRW 1,000

순위 Rank	상병 기호 I.C.D	상 병 명 Diseases	진료실인원 Patients	내원일수 Visits	급여일수 Reimbursed Days	진료비 Medical Expense	급여비 Benefit
51	I63	뇌 경 색 증	308,570	1,504,778	3,700,295	56,431,089	28,788,809
52	R42	어 지 림 증 및 어 지 증	307,311	627,314	1,009,407	27,549,107	15,643,768
53	R10	복 부 및 골 반 통 증	287,351	499,548	628,161	28,970,077	16,171,732
54	M65	윤 활 막 염 및 힘 줄 윤 활 막 염	275,155	971,430	1,013,829	21,959,412	16,894,077
55	J01	급 성 부 비 동 염	263,797	617,906	640,465	10,866,299	8,773,832
56	K25	위 궤 양	258,815	639,543	916,541	19,019,254	12,939,028
57	H52	굴 절 및 조 절 의 장 애	250,999	394,680	423,051	18,119,233	13,023,412
58	L30	기 타 피 부 염	247,443	554,051	755,859	9,530,747	7,084,335
59	K52	기 타 비 감 염 성 위 장 염 및 결 장 염	239,643	411,574	460,629	8,772,425	6,740,690
60	L03	연 조 직 염	232,710	635,993	685,308	13,767,357	10,217,881
61	K12	구 내 염 및 관 련 병 변	231,822	470,288	513,303	7,770,377	6,066,914
62	M50	경 추 간 판 장 애	224,430	1,358,698	1,556,657	41,893,267	30,449,957
63	R07	목 구 멍 및 가 숨 의 통 증	221,540	390,504	564,010	23,006,691	11,554,162
64	L24	자 극 물 접 촉 피 부 염	219,175	489,682	543,020	7,483,367	6,282,539
65	N31	달리분류되지않은방광의신경근육기능장	211,559	657,621	1,018,700	18,190,192	11,571,709
66	G47	수 면 장 애	207,875	674,988	1,388,497	11,521,645	8,501,958
67	F32	우 울 에 피 소 드	206,821	1,376,409	21,912,377	62,050,307	42,150,455
68	K63	장 의 기 타 질 환	204,738	310,097	415,717	68,781,454	42,625,878
69	J32	만 성 부 비 동 염	203,455	616,669	741,825	13,903,585	10,045,137
70	H36	달 리 분 류 된 질 환 에 서 의 망 막 장 애	200,520	620,785	1,059,295	34,285,250	21,341,942
71	F41	기 타 불 안 장 애	199,767	964,304	11,074,943	33,088,547	23,372,093
72	E14	상 세 불 명 의 당 뇨 병	193,704	941,328	1,874,621	28,468,293	17,549,611
73	F06	뇌손상,뇌기능이상및신체질환에의한기타	191,137	591,781	2,368,620	24,688,875	14,690,769
74	R51	두 통	191,100	355,707	672,277	15,240,221	8,341,748
75	B02	대 상 포 진	190,616	664,197	788,197	14,672,803	10,504,534
76	H26	기 타 백 내 장	180,038	447,822	542,409	47,591,287	31,305,359
77	K30	기 능 성 소 화 불 량	175,801	327,941	758,618	7,441,717	4,960,772
78	H90	전 음 성 및 감 각 신 경 성 청 력 소 실	175,036	323,277	430,982	14,317,471	9,091,163
79	L21	지 루 피 부 염	174,758	409,402	541,319	6,264,005	5,088,259
80	Z96	기 타 기 능 성 삽 입 물 의 존 재	168,377	576,647	698,393	17,600,298	12,678,360
81	I11	고 혈 압 성 심 장 병	166,224	814,357	1,270,437	19,544,262	11,994,916
82	J18	상 세 불 명 병 원 체 의 폐 령	164,109	395,546	568,609	17,287,775	10,187,813
83	M77	기 타 골 부 착 부 병 증	163,995	614,011	736,631	13,790,528	10,403,692
84	S02	두 개 골 및 안 면 골 의 골 절	163,295	285,222	294,685	9,615,302	6,542,208
85	H11	결 막 의 기 타 장 애	155,197	278,402	291,928	10,027,268	7,197,458
86	L02	피 부 의 농 양 , 종 기 및 큰 종 기	155,120	432,684	447,924	8,570,245	6,795,816
87	S23	흉곽의관절및인대의탈구,염좌및긴장	150,134	329,755	340,220	8,673,315	6,489,520
88	J42	상 세 불 명 의 만 성 기 관 지 염	146,753	374,139	651,159	7,342,678	5,320,597
89	K76	간 의 기 타 질 환	146,156	236,647	329,895	15,176,024	9,694,017
90	M15	다 발 관 절 증	145,523	573,177	1,019,620	11,692,865	8,028,045
91	G44	기 타 두 통 증 후 군	143,471	315,250	444,152	12,191,066	7,272,778
92	J41	단 순 성 및 점 액 화 농 성 만 성 기 관 지 염	140,334	356,109	416,657	5,750,556	4,683,332
93	H61	외 이 의 기 타 장 애	139,185	228,904	239,234	6,555,967	4,762,728
94	J44	기 타 만 성 폐 색 성 폐 질 환	138,825	567,727	1,276,545	20,637,316	10,476,316
95	S22	늑 골 , 흉 골 및 흉 추 의 골 절	137,544	464,174	613,040	20,113,947	12,719,840
96	H01	눈 껍 풀 의 기 타 염 증	136,251	300,810	395,741	7,058,398	5,350,468
97	G31	달리분류되지않은신경계통의기타퇴행성	135,183	409,356	658,009	7,776,783	6,065,394
98	K07	치 아 열 굴 이 상 [부 정 교 합 포 함]	134,699	226,689	230,519	6,299,377	4,519,479
99	L29	가 려 움	134,461	314,213	1,047,376	6,016,064	4,216,749
100	N18	만 성 신 장 병	132,603	3,874,580	14,237,133	690,627,039	609,440,829

Note : Based on the Treatment Month

제VI-15-1표 65세이상 노인 질병소분류별 외래 다빈도 상병 급여현황(한방 남자)

Table VI-15-1

Outpatient Benefits by Frequency of Disease in elderly man
above the age of 65 (O,H&C Male)

(단위 : 명, 일, 천원)

Unit : Person, Day, KRW 1,000

순위 Rank	상병 기호 I.C.D	상 병 명 Diseases	진료실인원 Patients	내원일수 Visits	급여일수 Reimbursed Days	진료비 Medical Expense	급여비 Benefit
1	K05	치 은 염 및 치 주 질 환	1,260,844	3,179,372	3,232,365	112,889,387	79,968,195
2	I10	본 태 성 (원 발 성) 고 혈 압	1,074,167	8,149,593	24,453,197	150,506,868	119,033,765
3	J20	급 성 기 관 지 염	913,055	2,624,799	2,764,539	39,943,438	33,525,193
4	N40	전 립 선 증 식 증 병	737,484	3,834,456	10,975,333	99,329,752	63,200,174
5	E11	2 형 당 뇨 병	559,077	4,148,415	9,037,970	105,399,204	72,413,010
6	M54	등 통 증	553,701	3,711,791	4,496,606	93,812,035	72,572,174
7	K08	치 아 및 지 구 조 의 기 타 장 애	509,305	1,650,965	1,665,988	650,163,687	426,962,442
8	K29	위 염 및 십 이 지 장 염	464,462	1,109,150	2,013,966	25,700,576	18,524,450
9	K21	위 - 식 도 역 류 병	453,743	1,254,967	1,860,559	31,004,875	21,415,321
10	K04	치 수 및 근 단 주 위 조 직 의 질 환	443,932	1,630,534	1,642,163	57,502,074	41,490,813
11	M17	무 료 관 절 증	425,433	2,853,246	3,809,977	86,131,671	62,276,551
12	L23	엘 러 지 성 집 축 피 부 염	401,089	1,180,547	1,563,914	17,736,617	15,036,840
13	M48	기 타 척 추 병 증	370,763	2,787,572	4,458,082	90,032,358	63,183,861
14	J30	혈 관 운 동 성 및 엘 러 지 성 비 염	359,008	879,798	1,280,821	14,090,909	11,423,424
15	J00	급 성 비 인 두 염 [감 기]	330,509	812,061	1,984,078	10,123,754	8,401,777
16	J06	다발성및상세불명부위의급성상기도감염	325,564	725,028	894,278	11,074,847	9,111,750
17	K02	치 아 우 식	324,931	543,437	553,073	20,572,763	14,533,257
18	H10	결 막 염	293,672	675,708	707,603	13,457,101	11,212,401
19	M79	달 리 분 류 되 지 않 은 기 타 연 조 직 장 애	288,602	944,219	1,255,770	19,015,067	14,774,183
20	H25	노 년 백 내 장	287,498	896,233	1,660,881	31,217,712	22,379,640
21	Z46	기타장치의부착및조정을위하여보건서비스	281,670	458,007	458,324	31,955,275	22,753,942
22	B35	백 선 증	278,824	703,590	1,181,048	10,639,596	8,577,040
23	M75	어 깨 병 변	259,936	1,411,588	1,790,296	39,375,522	28,375,635
24	H04	눈 물 계 통 의 장 애	238,720	580,338	1,252,427	15,281,660	11,399,722
25	J40	급성인지만성인지명시되지않은기관지염	237,700	574,185	756,264	11,038,194	7,923,340
26	K59	기 타 기 능 성 장 장 애	209,375	469,945	968,853	12,959,148	8,732,152
27	M51	기 타 추 간 판 장 애	204,661	1,421,294	1,922,442	44,429,792	31,784,873
28	K03	치 아 경 조 직 의 기 타 질 환	200,466	318,958	320,524	16,176,945	11,434,640
29	I20	협 심 증	199,699	781,546	3,721,169	29,440,979	13,625,891
30	J04	급 성 후 두 염 및 기 관 염	193,730	479,358	504,046	7,572,340	6,413,695
31	J02	급 성 인 두 염	186,355	389,863	425,796	6,000,806	5,019,036
32	J03	급 성 편 도 염	184,456	395,221	408,217	6,187,659	5,241,752
33	M47	척 추 증	182,643	1,142,315	1,291,737	33,101,134	25,325,081
34	A09	감염성및상세불명기관의기타위장염및결	180,282	312,844	418,322	8,768,590	5,858,268
35	K58	과 민 대 장 증 후 군	177,446	350,007	533,474	12,933,450	8,881,298
36	E78	지 질 단 백 질 대 사 장 애 및 기 타 지 질 증	175,869	576,388	1,298,185	12,716,648	9,068,391
37	L50	두 드 러 기	172,649	459,409	542,939	7,556,515	6,069,349
38	H35	기 타 망 막 장 애	170,080	570,590	971,164	72,449,157	57,675,773
39	H40	녹 내 장	160,258	633,427	811,746	30,140,846	19,456,853
40	I63	뇌 경 색 증	157,569	768,460	2,421,763	29,563,958	14,744,208
41	S33	요추및골반의관절및인대의탈구,염좌및긴	154,618	568,498	622,832	13,674,041	10,566,000
42	M13	기 타 관 절 염	151,988	617,997	841,924	12,406,189	9,604,317
43	H16	각 막 염	147,316	372,294	421,780	8,585,653	6,650,393
44	M25	달 리 분 류 되 지 않 은 기 타 관 절 장 애	143,277	527,631	945,653	11,051,454	7,677,765
45	H60	외 이 염	141,355	447,948	475,090	6,843,250	5,764,486
46	J45	천 식	136,819	501,729	814,235	10,905,912	7,438,915
47	H81	전 정 기 능 의 장 애	125,428	348,005	726,687	12,951,713	8,241,077
48	M19	기 타 관 절 증	125,155	467,157	746,220	11,790,942	8,309,677
49	L30	기 타 피 부 염	119,537	293,102	450,580	5,113,256	3,708,150
50	K63	장 의 기 타 질 환	116,300	177,901	278,916	40,138,861	24,719,315

주 : 수진기준

제Ⅵ-15-2표 65세이상 노인 질병소분류별 외래 다빈도 상병 급여현황(한방 여자)

Table Ⅵ-15-2

Outpatient Benefits by Frequency of Disease elderly man
above the age of 65 (O.H&C Female)

(단위 : 명, 일, 천원)

Unit : Person, Day, KRW 1,000

순위 Rank	상병 기호 I.C.D	상 병 명 Diseases	진료실인원 Patients	내원일수 Visits	급여일수 Reimbursed Days	진료비 Medical Expense	급여비 Benefit
1	I10	본 태 성 (원 발 성) 고 혈 압	1,648,453	13,078,019	38,420,025	251,054,025	199,713,581
2	K05	치 은 염 및 치 주 질 환	1,408,715	3,362,228	3,390,092	120,940,902	86,009,868
3	J20	급 성 기 관 지 염	1,260,797	3,626,804	3,757,359	55,742,608	47,028,534
4	M17	무 료 관 절 증	1,130,455	8,236,593	8,677,224	267,656,265	193,709,249
5	M54	등 통 증	1,018,590	7,508,577	8,435,904	187,996,206	147,981,343
6	K29	위 염 및 십 이 지 장 염	702,098	1,640,719	2,235,351	34,948,478	26,038,241
7	M48	기 타 척 추 병 증	697,926	5,050,073	5,618,075	166,044,077	119,792,657
8	E11	2 형 당 뇨 병	655,357	4,948,211	7,558,965	122,569,355	87,069,715
9	K21	위 식 도 역 류 병	639,143	1,754,807	1,988,976	40,732,616	28,814,871
10	M81	병 적 골 절 이 없 는 골 다 공 증	548,979	1,891,520	2,183,057	73,004,677	50,922,284
11	K08	치 아 및 지 지 구 조 의 기 타 장 애	543,164	1,793,638	1,802,624	700,527,400	462,318,208
12	L23	엘 러 지 성 접 축 피 부 염	514,421	1,251,403	1,389,881	18,899,523	16,265,026
13	M79	달 리 분 류 되 지 않 은 기 타 연 조 직 장 애	492,757	1,679,836	2,281,130	34,134,410	26,773,738
14	H10	결 막 염	486,090	1,123,169	1,137,954	22,361,690	18,726,903
15	J00	급 성 비 인 두 염 [감 기]	462,652	1,151,630	2,775,251	14,299,120	12,013,376
16	J06	다발성및상세불명부위의급성상기도감염	450,387	999,762	1,163,861	15,350,262	12,770,258
17	K04	치 수 및 근 단 주 위 조 직 의 질 환	442,355	1,541,123	1,544,526	54,268,639	39,362,943
18	H04	눈 물 계 통 의 장 애	437,267	1,048,380	1,083,108	26,036,972	20,201,795
19	M75	어 깨 병 변	433,480	2,340,616	2,414,200	66,043,240	48,533,154
20	H25	노 년 백 내 장	413,272	1,289,233	1,333,287	43,851,632	32,346,795
21	J30	혈 관 운 동 성 및 엘 러 지 성 비 염	394,301	858,594	936,072	13,661,150	11,350,401
22	E78	지 질 단 백 질 대 사 장 애 및 기 타 지 질 증	383,608	1,461,750	2,611,410	30,377,454	22,161,501
23	K02	치 아 우 식	373,701	597,091	598,024	22,188,044	15,854,345
24	M51	기 타 추 간 판 장 애	364,475	2,518,681	2,696,911	79,063,541	58,442,901
25	M47	척 추 증	347,667	2,281,035	2,346,794	66,061,582	51,419,448
26	Z46	기타장치의부착및조정을위하여보건서비	338,201	530,634	530,849	37,559,713	26,793,038
27	M13	기 타 관 절 염	315,660	1,351,795	1,636,556	27,988,489	21,945,950
28	J40	급성인지만성인지명시되지않은기관지염	313,884	735,299	835,824	13,651,979	10,122,132
29	N30	방 광 염	310,141	838,628	904,397	17,651,531	13,264,945
30	B35	백 선 증	281,779	690,875	796,935	10,088,049	8,429,303
31	J04	급 성 후 두 염 및 기 관 염	267,997	653,517	676,672	10,310,313	8,800,510
32	J03	급 성 편 도 염	267,891	572,812	586,500	9,086,002	7,711,398
33	M25	달 리 분 류 되 지 않 은 기 타 관 절 장 애	261,119	1,020,155	2,032,721	21,219,515	15,004,870
34	J02	급 성 인 두 염	261,026	546,066	570,092	8,393,374	7,079,118
35	H16	각 막 염	251,519	631,156	641,370	14,351,897	11,317,380
36	A09	감염성및상세불명기원의기타위장염및결	250,726	429,780	502,112	12,468,865	8,313,510
37	H81	전 정 기 능 의 장 애	250,110	661,622	755,948	24,133,720	15,862,802
38	F00	알 츠 하 이 머 병 에 서 의 치 매 (G30.-+)	249,855	1,500,396	9,782,082	65,753,670	42,867,146
39	M19	기 타 관 절 증	246,179	919,516	1,090,351	24,283,202	16,950,297
40	H35	기 타 망 막 장 애	242,811	696,049	823,861	65,652,213	48,778,297
41	L50	두 드 러 기	237,031	546,375	643,933	9,253,195	7,448,442
42	S33	요추및골반의관절및인대의탈구,염좌및긴	228,462	894,176	929,926	21,610,091	16,851,944
43	K59	기 타 기 능 성 장 장 애	218,191	421,895	602,034	11,701,695	7,971,039
44	K58	과 민 대 장 증 후 군	209,879	393,004	429,703	13,225,353	9,214,544
45	H40	녹 내 장	205,392	752,821	814,154	36,999,244	24,310,044
46	J45	천 식	202,393	685,130	848,995	15,190,808	10,266,345
47	K03	치 아 경 조 직 의 기 타 질 환	200,409	306,103	306,572	14,449,073	10,302,436
48	R42	어 지 럼 증 및 어 지 럼	196,157	392,742	486,947	16,832,690	9,701,185
49	H60	외 이 염	189,812	525,358	529,410	8,095,644	6,884,281
50	I20	협 심 증	180,528	708,120	909,619	23,338,090	11,332,107

Note : Based on the Treatment Month

제Ⅵ-16표

Table Ⅵ-16

시도별 신규 중증(암)등록환자의

Number of People Registered Newly as Patients with Serious,

구 분		계 T	서 울 Seoul	부 산 Busan	대 구 Daegu	인 천 Incheon	광 주 Gwangju	대 전 Daejeon	울 산 Ulsan	세 종 Sejong	경 기 Gyeonggi
계		313,507	59,646	22,306	14,729	16,618	8,109	8,309	6,489	1,521	73,556
폐	암	28,423	5,017	2,100	1,397	1,419	660	676	559	108	6,349
위	암	30,117	4,999	2,319	1,349	1,606	732	950	608	143	6,609
간	암	18,642	3,200	1,565	789	933	495	458	375	89	3,948
대 장	암	28,360	5,329	2,037	1,307	1,562	641	741	484	112	6,639
유 방	암	26,328	5,647	1,753	1,300	1,487	642	753	536	156	7,031
자 궁 경 부	암	3,881	674	298	211	210	115	94	77	12	951
입 술 구 강	암	3,946	735	256	167	220	113	98	65	22	959
식 도	암	2,719	497	246	108	121	50	65	52	8	549
담 낭	암	2,507	401	210	133	126	49	64	51	7	479
담 도	암	3,840	640	292	216	169	74	103	80	25	763
췌 장	암	7,113	1,241	483	298	340	190	188	136	32	1,609
후 두	암	1,283	218	90	53	76	31	40	23	7	264
소 장	암	915	147	65	43	39	22	20	17	2	212
뼈 및 관 절 연 골	암	740	156	44	44	36	15	32	14	3	171
피 부	암	7,520	1,234	464	305	341	192	176	149	40	1,504
종 피 성 연 조 직	암	2,498	488	165	137	146	65	64	43	11	644
난 소	암	3,330	697	256	149	161	82	91	79	17	830
전 립 선	암	19,376	4,005	1,322	926	835	484	485	341	92	4,208
신 장	암	5,884	1,129	425	293	289	122	178	114	33	1,448
신 우	암	803	154	60	36	28	12	27	16	1	187
요 관	암	985	171	77	57	53	22	22	21	5	220
방 광	암	7,302	1,507	558	308	383	170	179	121	35	1,623
뇌	암	2,390	394	167	113	162	61	68	51	15	564
비 호 지 킨 림 프	종	5,604	1,117	415	264	297	137	152	101	19	1,353
다 발 성 골 수	종	2,164	398	121	81	114	51	63	40	2	539
백 혈	병	4,572	859	295	191	237	123	123	87	30	1,105
갑 상 샘	암	31,891	6,065	2,666	1,703	1,827	856	803	788	203	8,046
기 타	암	70,273	14,256	4,216	3,316	3,931	2,108	1,863	1,754	358	17,114

주 : 1) 2018년 1월부터 12월까지 국민건강보험공단에 등록된 신규 중증(암) 등록인원 기준이며, 사망자, 재등록자 포함.

2) 중증(암)등록환자의 주민등록 주소지 기준이며, 기타는 주민등록 주소지가 불분명한 건임.

암유형별 등록인원 현황

Disease or Cancer by Region and Cancer Type

(단위 : 명)
Unit: Person

강 원 Gangwon	충 북 Chungbuk	충 남 Chungnam	전 북 Jeonbuk	전 남 Jeonnam	경 북 Gyeongbuk	경 남 Gyeongnam	제 주 Jeju	기 타 Other	Division
10,057	10,022	13,778	12,237	13,351	18,160	20,813	3,806	-	Total
1,071	1,030	1,401	1,223	1,339	1,889	1,870	315	-	Lung cancer
1,017	1,041	1,574	1,246	1,319	2,052	2,211	342	-	Gastric cancer
721	559	798	772	1,082	1,154	1,452	252	-	Hepatic cancer
1,029	968	1,291	1,127	1,172	1,698	1,804	419	-	Colon cancer
771	738	987	836	720	1,171	1,535	265	-	Breast cancer
94	149	154	139	111	238	296	58	-	Cervical cancer
111	116	173	150	170	232	286	73	-	Oral cancer
103	102	103	108	155	194	216	42	-	Esophageal cancer
91	62	107	137	114	199	233	44	-	Gall bladder cancer
119	139	181	182	143	306	347	61	-	Cholangiocarcinoma
275	254	356	314	373	435	495	94	-	Pancreatic cancer
66	54	67	48	46	82	101	17	-	Larynx cancer
22	37	50	59	37	55	83	5	-	Small intestine cancer
30	25	38	17	25	39	44	7	-	Bone and joint cancer
265	246	453	433	461	555	591	111	-	Skin cancer
65	73	113	87	95	126	144	32	-	Mesothelial soft tissue cancer
95	118	132	88	93	188	220	34	-	Ovarian cancer
630	650	1,022	817	935	1,222	1,126	276	-	Prostatic cancer
203	184	265	199	223	317	384	78	-	Kidney cancer
23	22	42	37	33	59	52	14	-	Renal pelvis cancer
32	26	40	49	44	66	68	12	-	Ureter cancer
261	241	292	269	339	426	482	108	-	Bladder cancer
56	86	116	96	82	149	178	32	-	Brain cancer
201	185	253	201	213	313	317	66	-	Non-Hodgkin lymphoma
76	75	104	104	84	145	139	28	-	Mutiple myeloma
155	156	195	184	209	269	295	59	-	Leukaemia
714	819	1,202	985	1,224	1,578	2,113	299	-	Thyroid cancer
2,022	2,174	2,751	2,688	2,879	3,696	4,349	798	-	Other

Note : 1.Data is based on the number of people registered newly as patients with serious disease or cancer in the NHIS from January to December 2018, including the deceased and re-registered individuals.

Cases classified as "Other" refer to individuals whose resident registration address is unclear.

제Ⅵ-17표

Table Ⅵ-17

시도별 신규 중증(암)등록환자의

Number of People Treated among Those Registered Newly.

구 분		계 T	서 울 Seoul	부 산 Busan	대 구 Daegu	인 천 Incheon	광 주 Gwangju	대 전 Daejeon	울 산 Ulsan	세 종 Sejong	경 기 Gyeonggi
계		309,541	58,814	22,083	14,584	16,378	8,004	8,198	6,418	1,495	72,582
폐	암	30,528	5,405	2,226	1,490	1,482	752	712	590	115	6,803
위	암	33,273	5,554	2,535	1,497	1,732	860	1,024	669	158	7,251
간	암	20,681	3,520	1,725	911	1,014	595	502	409	96	4,264
대 장	암	31,968	6,034	2,272	1,449	1,717	762	837	536	133	7,486
유 방	암	30,393	6,606	2,037	1,462	1,721	731	852	594	172	8,120
자 궁 경 부	암	4,759	855	364	255	256	157	112	91	10	1,153
입 술 구 강	암	4,779	883	303	206	255	149	125	74	25	1,131
식 도	암	3,203	576	285	131	133	58	77	60	12	657
담 낭	암	2,902	470	240	148	142	66	73	57	7	544
담 도	암	5,303	862	408	274	225	141	136	108	33	1,009
체 장	암	7,846	1,367	532	335	367	224	206	148	35	1,769
후 두	암	1,674	281	123	73	88	40	46	29	9	325
소 장	암	1,185	202	77	52	48	29	26	19	5	269
뼈 및 관절 연골	암	1,260	247	73	65	62	33	46	24	8	278
피 부	암	8,325	1,341	530	337	369	247	192	157	42	1,663
중 피 성 연 조 직	암	3,327	638	216	171	202	91	81	56	17	827
난 소	암	4,125	859	291	185	193	117	109	95	24	1,020
전 립 선	암	20,989	4,279	1,431	1,021	898	535	512	358	95	4,563
신 장	암	6,791	1,285	475	335	346	151	197	135	37	1,632
신 우	암	1,173	221	90	60	48	24	34	24	4	260
요 관	암	1,349	244	109	87	65	30	26	24	7	282
방 광	암	8,837	1,756	650	406	447	213	216	149	40	1,962
뇌	암	3,284	558	211	141	204	92	84	82	21	764
비 호 지 킨 림 프 종		6,687	1,303	496	312	360	170	170	123	25	1,636
다 발 성 골 수 종		2,429	458	139	92	125	63	69	41	3	600
백 혈 병		5,033	943	327	210	258	137	132	94	36	1,220
갑 상 샘	암	35,521	6,833	2,937	1,903	2,018	961	897	869	213	8,885
기 타	암	94,275	18,941	5,805	4,505	5,191	2,847	2,541	2,172	449	22,494

주 : 1) 2018년 1월부터 12월까지 국민건강보험공단에 등록된 신규 중증(암) 등록환자의 수진기준(약국, 사망자, 재등록자 포함)임.

2) 중증(암)등록환자의 주민등록 주소지 기준이며, 기타는 주민등록 주소지가 불분명한 건임.

암유형별 진료인원 현황

as Patients with Serious Disease or Cancer by Region and Cancer Type

(단위 : 명)
Unit: Person

강 원 Gangwon	충 북 Chungbuk	충 남 Chungnam	전 북 Jeonbuk	전 남 Jeonnam	경 북 Gyeongbuk	경 남 Gyeongnam	제 주 Jeju	기 타 Other	Division
9,919	9,919	13,614	12,069	13,156	17,956	20,587	3,765	-	Total
1,121	1,107	1,475	1,321	1,517	2,024	2,046	342	-	Lung cancer
1,128	1,156	1,733	1,395	1,508	2,242	2,463	368	-	Gastric cancer
797	630	879	871	1,237	1,295	1,647	289	-	Hepatic cancer
1,175	1,111	1,473	1,278	1,335	1,901	2,004	465	-	Colon cancer
890	846	1,127	968	835	1,330	1,789	313	-	Breast cancer
126	176	190	177	151	277	339	70	-	Cervical cancer
147	155	204	187	233	282	340	80	-	Oral cancer
118	121	121	139	194	226	245	50	-	Esophageal cancer
111	76	122	154	143	226	273	50	-	Gall bladder cancer
187	194	242	281	263	380	471	89	-	Cholangiocarcinoma
299	280	386	353	416	485	537	107	-	Pancreatic cancer
69	71	92	82	77	104	140	25	-	Larynx cancer
28	44	66	71	58	74	107	10	-	Small intestine cancer
46	50	60	41	64	76	70	17	-	Bone and joint cancer
287	288	492	473	530	596	661	120	-	Skin cancer
102	98	150	127	142	169	198	42	-	Mesothelial soft tissue cancer
116	145	158	118	122	233	295	45	-	Ovarian cancer
704	697	1,098	898	1,059	1,340	1,200	301	-	Prostatic cancer
238	211	308	238	291	374	449	89	-	Kidney cancer
28	35	52	63	52	83	76	19	-	Renal pelvis cancer
50	35	59	62	59	106	87	17	-	Ureter cancer
336	287	349	328	436	552	591	119	-	Bladder cancer
76	125	159	152	121	212	236	46	-	Brain cancer
235	222	284	260	260	368	385	78	-	Non-Hodgkin lymphoma
91	86	114	114	98	158	148	30	-	Mutiple myeloma
170	179	216	199	238	289	321	64	-	Leukaemia
770	923	1,319	1,123	1,411	1,744	2,364	351	-	Thyroid cancer
2,796	2,994	3,922	3,617	3,980	5,021	5,915	1,085	-	Other

Note : 1) Data is based on the number of deceased and re-registered individuals, including the use of pharmacy, in 2018 among those registered newly as patients with serious disease or cancer in the NHIS from January to December 2017.

제Ⅵ-18표

Table VI-18

연령별 성별 신규

Treatments of People Registered Newly as Patients.

구 분 Division		신규 암 등록인원중 진료실인원 New Person	내 원 일 수 Visits	급 여 일 수 Reimbursed Days	진료비 (천원) Medical Expense (KRW 1,000)	급 여 비 (천원) Benefit (KRW 1,000)
계	Total	309,541	11,040,614	50,530,661	3,778,597,173	3,432,207,208
남자	M	154,297	5,493,812	24,735,773	1,985,505,963	1,813,381,689
여자	F	155,244	5,546,802	25,794,888	1,793,091,210	1,618,825,519
0세	Age	66	2,802	4,831	1,603,089	1,517,500
남자	M	31	1,351	2,453	734,016	684,252
여자	F	35	1,451	2,378	869,073	833,248
1 ~ 4세	S.T	357	31,721	68,381	13,654,135	12,494,104
남자	M	191	15,187	31,620	6,329,087	5,797,948
여자	F	166	16,534	36,761	7,325,048	6,696,156
5 ~ 9세	S.T	379	25,873	59,275	11,008,139	10,150,870
남자	M	195	14,769	32,657	6,548,435	6,018,601
여자	F	184	11,104	26,618	4,459,705	4,132,269
10~14세	S.T	466	31,958	76,343	14,751,948	13,566,179
남자	M	250	17,981	40,183	8,433,460	7,757,880
여자	F	216	13,977	36,160	6,318,489	5,808,298
15~19세	S.T	806	40,790	126,730	18,765,609	17,166,688
남자	M	397	22,924	65,397	11,184,496	10,222,387
여자	F	409	17,866	61,333	7,581,113	6,944,301
20~24세	S.T	1,997	58,730	273,043	24,477,686	22,214,787
남자	M	684	26,659	101,466	12,462,715	11,411,591
여자	F	1,313	32,071	171,577	12,014,970	10,803,197
25~29세	S.T	4,257	91,090	527,626	34,515,325	30,921,339
남자	M	1,149	36,463	163,967	16,703,800	15,138,033
여자	F	3,108	54,627	363,659	17,811,526	15,783,305
30~34세	S.T	7,099	151,329	900,594	53,484,824	47,600,976
남자	M	1,838	46,274	258,631	18,975,003	17,033,015
여자	F	5,261	105,055	641,963	34,509,821	30,567,961
35~39세	S.T	12,170	319,702	1,798,983	114,954,495	102,442,076
남자	M	3,356	89,537	480,964	37,691,101	34,017,346
여자	F	8,814	230,165	1,318,019	77,263,394	68,424,731
40~44세	S.T	16,744	499,339	2,643,796	172,777,113	154,174,861
남자	M	4,601	126,690	614,565	51,655,166	46,761,245
여자	F	12,143	372,649	2,029,231	121,121,947	107,413,616
45~49세	S.T	23,071	806,608	3,985,402	273,340,181	245,225,941
남자	M	6,840	218,749	949,301	87,556,708	79,567,686
여자	F	16,231	587,859	3,036,101	185,783,473	165,658,256
50~54세	S.T	27,902	1,019,967	4,595,174	347,025,385	313,438,909
남자	M	10,669	360,561	1,461,718	139,339,340	126,946,248
여자	F	17,233	659,406	3,133,456	207,686,045	186,492,661
55~59세	S.T	35,399	1,340,717	6,033,598	465,579,391	422,816,948
남자	M	16,930	614,178	2,584,036	233,486,955	213,118,655
여자	F	18,469	726,539	3,449,562	232,092,436	209,698,294
60~64세	S.T	39,450	1,474,864	6,606,578	525,919,104	478,815,502
남자	M	21,957	800,687	3,455,298	299,132,811	273,221,373
여자	F	17,493	674,177	3,151,280	226,786,293	205,594,129
65~69세	S.T	34,355	1,283,251	5,906,023	463,581,052	423,048,755
남자	M	21,286	784,552	3,572,486	290,764,506	265,757,635
여자	F	13,069	498,699	2,333,537	172,816,546	157,291,120
70~74세	S.T	34,641	1,264,808	5,953,800	451,122,842	412,249,234
남자	M	22,183	813,835	3,842,474	290,207,332	265,454,537
여자	F	12,458	450,973	2,111,326	160,915,510	146,794,696
75~79세	S.T	33,886	1,249,814	5,658,673	422,379,545	386,713,685
남자	M	21,367	782,821	3,726,768	267,727,464	245,464,030
여자	F	12,519	466,993	1,931,905	154,652,081	141,249,655
80~84세	S.T	22,980	832,234	3,546,986	247,323,448	226,228,919
남자	M	13,710	481,050	2,331,942	146,099,073	133,867,143
여자	F	9,270	351,184	1,215,044	101,224,375	92,361,776
85세 이상	And over	13,516	515,017	1,764,825	122,333,862	111,419,933
남자	M	6,663	239,544	1,019,847	60,474,495	55,142,084
여자	F	6,853	275,473	744,978	61,859,367	56,277,850

주 : 2018년 수진기준(악국, 사망자, 재등록자 포함)이며, 국민건강보험공단에 2015년 1월부터 12월까지 등록된 신규 중증(암)환자의 진료기준임.

중증(암)등록환자의 진료현황

with Serious Disease or Cancer by Age and Gender

(단위: 명, 일, 원)

Unit : Person, Day, KRW

진료실인원당 Person				내 원 1 일 당 Per Visit		급 여 1 일 당 Per reimbursed day	
진 료 비 Medical Expense	급 여 비 Benefit	내 원 일 수 Visits	급 여 일 수 Reimbursed Days	진 료 비 Medical Expense	급 여 비 Benefit	진 료 비 Medical Expense	급 여 비 Benefit
12,207,098	11,088,054	35.7	163.2	342,245	310,871	74,778	67,923
12,868,079	11,752,540	35.6	160.3	361,408	330,077	80,269	73,310
11,550,148	10,427,621	35.7	166.2	323,266	291,848	69,513	62,758
24,289,227	22,992,427	42.5	73.2	572,123	541,578	331,834	314,117
23,677,930	22,072,644	43.6	79.1	543,313	506,478	299,232	278,945
24,830,661	23,807,091	41.5	67.9	598,948	574,258	365,464	350,399
38,246,878	34,997,490	88.9	191.5	430,445	393,875	199,677	182,713
33,136,581	30,355,746	79.5	165.5	416,744	381,770	200,161	183,363
44,126,797	40,338,291	99.6	221.5	443,029	404,993	199,261	182,154
29,045,223	26,783,299	68.3	156.4	425,468	392,334	185,713	171,250
33,581,717	30,864,623	75.7	167.5	443,391	407,516	200,522	184,297
24,237,525	22,457,983	60.3	144.7	401,630	372,142	167,545	155,243
31,656,541	29,111,972	68.6	163.8	461,604	424,500	193,232	177,700
33,733,838	31,031,522	71.9	160.7	469,021	431,449	209,876	193,064
29,252,262	26,890,271	64.7	167.4	452,063	415,561	174,737	160,628
23,282,393	21,298,621	50.6	157.2	460,054	420,855	148,076	135,459
28,172,534	25,749,086	57.7	164.7	487,895	445,925	171,025	156,313
18,535,728	16,978,731	43.7	150.0	424,332	388,688	123,606	113,223
12,257,229	11,124,080	29.4	136.7	416,783	378,253	89,648	81,360
18,220,344	16,683,612	39.0	148.3	467,486	428,058	122,827	112,467
9,150,777	8,227,873	24.4	130.7	374,637	336,853	70,027	62,964
8,107,899	7,263,646	21.4	123.9	378,915	339,459	65,416	58,605
14,537,685	13,174,964	31.7	142.7	458,103	415,161	101,873	92,324
5,730,864	5,078,284	17.6	117.0	326,057	288,929	48,979	43,401
7,534,135	6,705,307	21.3	126.9	353,434	314,553	59,388	52,855
10,323,723	9,267,146	25.2	140.7	410,058	368,090	73,367	65,858
6,559,555	5,810,295	20.0	122.0	328,493	290,971	53,757	47,616
9,445,727	8,417,590	26.3	147.8	359,568	320,430	63,900	56,944
11,230,960	10,136,277	26.7	143.3	420,956	379,925	78,366	70,727
8,765,985	7,763,187	26.1	149.5	335,687	297,286	58,621	51,915
10,318,748	9,207,768	29.8	157.9	346,012	308,758	65,352	58,316
11,226,943	10,163,279	27.5	133.6	407,729	369,100	84,052	76,088
9,974,631	8,845,723	30.7	167.1	325,030	288,243	59,689	52,933
11,847,782	10,629,186	35.0	172.7	338,876	304,021	68,585	61,531
12,800,688	11,632,703	32.0	138.8	400,261	363,740	92,233	83,817
11,446,212	10,206,288	36.2	187.1	316,034	281,799	61,191	54,563
12,437,294	11,233,564	36.6	164.7	340,232	307,303	75,520	68,210
13,060,206	11,898,608	33.8	137.0	386,452	352,080	95,326	86,847
12,051,648	10,821,834	38.3	181.8	314,959	282,819	66,280	59,517
13,152,332	11,944,319	37.9	170.4	347,261	315,366	77,164	70,077
13,791,315	12,588,225	36.3	152.6	380,162	346,998	90,357	82,475
12,566,595	11,354,069	39.3	186.8	319,449	288,626	67,282	60,790
13,331,283	12,137,275	37.4	167.5	356,588	324,651	79,605	72,476
13,623,574	12,443,475	36.5	157.4	373,595	341,234	86,572	79,073
12,964,403	11,752,937	38.5	180.1	336,390	304,956	71,966	65,241
13,493,845	12,314,037	37.4	171.9	361,255	329,670	78,493	71,630
13,659,894	12,485,090	36.9	167.8	370,612	338,738	81,390	74,390
13,223,395	12,035,437	38.2	178.6	346,535	315,403	74,058	67,405
13,022,801	11,900,616	36.5	171.9	356,673	325,938	75,771	69,241
13,082,420	11,966,575	36.7	173.2	356,592	326,177	75,526	69,084
12,916,641	11,783,167	36.2	169.5	356,819	325,507	76,215	69,527
12,464,721	11,412,196	36.9	167.0	337,954	309,417	74,643	68,340
12,529,951	11,487,997	36.6	174.4	342,003	313,563	71,839	65,865
12,353,389	11,282,823	37.3	154.3	331,166	302,466	80,052	73,114
10,762,552	9,844,600	36.2	154.4	297,180	271,833	69,728	63,781
10,656,388	9,764,197	35.1	170.1	303,709	278,281	62,651	57,406
10,919,566	9,963,514	37.9	131.1	288,237	263,001	83,309	76,015
9,051,040	8,243,558	38.1	130.6	237,534	216,342	69,318	63,134
9,076,166	8,275,864	36.0	153.1	252,457	230,196	59,298	54,069
9,026,611	8,212,148	40.2	108.7	224,557	204,295	83,035	75,543

Note : Data is based on the number of deceased and re-registered individuals., including the use of pharmacy, in 2018 among those registered newly as

제Ⅵ-19표

Table VI-19

요양기관시도별 신규 중증(암)

Number of People Treated among Those Registered Newly.

구 분	계 T	서 울 Seoul	부 산 Busan	대 구 Daegu	인 천 Incheon	광 주 Gwangju	대 전 Daejeon	울 산 Ulsan	세 종 Sejong
계	309,541	151,690	27,813	24,249	15,821	10,533	12,456	6,426	332
폐 암	30,528	14,868	2,588	2,440	1,418	914	1,169	606	15
위 암	33,273	15,139	3,101	2,621	1,711	1,017	1,576	716	53
간 암	20,681	10,407	2,011	1,569	988	837	736	446	18
대 장 암	31,968	14,024	2,674	2,483	1,718	935	1,299	602	36
유 방 암	30,393	16,172	2,767	2,170	1,589	832	1,173	582	41
자 궁 경 부 암	4,759	2,067	501	418	253	141	186	90	2
입 술 구 강 암	4,779	2,519	343	373	237	169	179	68	6
식 도 암	3,203	1,821	330	240	136	82	111	72	5
담 낭 암	2,902	1,235	301	263	146	99	108	64	-
담 도 암	5,303	2,478	455	458	231	153	218	121	4
췌 장 암	7,846	4,358	639	580	407	299	342	163	9
후 두 암	1,674	676	151	142	82	48	77	29	-
소 장 암	1,185	569	87	85	44	36	44	18	-
뼈 및 관절 연골 암	1,260	668	72	91	41	53	41	14	1
피 부 암	8,325	2,705	620	724	374	516	344	156	5
중 피 성 연 조 직 암	3,327	1,840	232	232	154	106	107	37	6
난 소 암	4,125	2,042	368	286	181	95	156	89	12
전 립 선 암	20,989	9,893	1,759	1,694	812	845	914	347	22
신 장 암	6,791	3,661	524	470	253	142	217	121	9
신 우 암	1,173	555	101	86	43	30	39	25	1
요 관 암	1,349	643	114	124	50	35	44	27	1
방 광 암	8,837	3,726	746	679	526	330	301	117	5
뇌 암	3,284	1,797	241	215	178	76	119	79	3
비 호 지 킴 프 종	6,687	3,568	522	469	314	173	224	103	7
다 발 성 골 수 종	2,429	1,269	159	166	111	54	106	48	-
백 혈 병	5,033	2,654	364	375	201	97	194	80	3
갑 상 샘 암	35,521	17,243	3,921	2,976	1,675	1,009	1,160	586	28
기 타 암	94,275	41,782	6,735	6,503	4,416	2,879	3,275	1,989	54

주 : 1) 2018년 1월부터 12월까지 국민건강보험공단에 등록된 신규 중증(암) 등록환자의 수진기준(악국, 사망자, 재등록자 포함)임.

2) 요양기관 소재지 기준임.

등록환자의 암유형별 진료인원 현황

as Patients with Serious Disease or Cancer by Region and Cancer Type

(단위 : 명)
Unit: Person

경 기 Gyeonggi	강 원 Gangwon	충 북 Chungbuk	충 남 Chungnam	전 북 Jeonbuk	전 남 Jeonnam	경 북 Gyeongbuk	경 남 Gyeongnam	제 주 Jeju	Division
71,818	8,986	7,587	9,253	10,800	15,204	10,362	18,579	3,316	Total
6,966	1,010	799	969	1,073	1,755	1,091	1,791	283	Lung cancer
7,523	997	878	1,214	1,218	1,739	1,333	2,356	316	Gastric cancer
4,475	700	478	611	769	1,304	734	1,556	262	Hepatic cancer
7,645	1,074	883	1,074	1,169	1,559	1,181	1,988	418	Colon cancer
7,860	845	646	772	893	1,260	976	1,455	270	Breast cancer
1,123	124	127	132	142	232	137	262	62	Cervical cancer
1,001	136	98	152	172	273	139	314	69	Oral cancer
687	98	96	78	112	185	139	231	42	Esophageal cancer
658	92	53	88	120	136	136	270	46	Gall bladder cancer
1,108	166	152	155	229	227	223	403	75	Cholangiocarcinoma
2,018	287	237	281	333	478	317	562	97	Pancreatic cancer
285	63	59	63	65	92	39	116	22	Larynx cancer
238	27	31	43	61	53	32	88	7	Small intestine cancer
259	24	34	26	30	43	35	46	11	Bone and joint cancer
1,537	271	193	306	440	370	277	597	105	Skin cancer
772	72	51	72	81	126	67	150	32	Mesothelial soft tissue cancer
1,219	85	107	105	99	197	117	250	29	Ovarian cancer
4,336	595	537	630	765	1,002	696	1,032	268	Prostatic cancer
1,402	183	121	155	200	293	141	321	59	Kidney cancer
240	23	23	25	51	39	34	60	13	Renal pelvis cancer
252	35	24	38	46	46	35	69	12	Ureter cancer
1,770	282	226	217	286	380	256	536	103	Bladder cancer
769	58	85	95	121	150	100	178	38	Brain cancer
1,434	190	126	173	193	316	149	312	55	Non-Hodgkin lymphoma
466	71	48	54	94	128	58	110	28	Mutiple myeloma
915	145	106	106	166	320	105	255	45	Leukaemia
7,115	558	563	698	968	1,534	628	1,563	260	Thyroid cancer
18,863	2,205	2,014	2,250	2,922	4,009	2,148	4,490	862	Other

Note : 1) Data is based on the number of deceased and re-registered individuals, including the use of pharmacy, in 2018 among those registered newly as patients with serious disease or cancer in the NHIS from January to December 2017.

제Ⅵ-20표

Table VI-20

시도별 전체 중증(암) 등록환자의

Total Number of People Registered as Patients with Serious,

구 분	계 T	서 울 Seoul	부 산 Busan	대 구 Daegu	인 천 Incheon	광 주 Gwangju	대 전 Daejeon	울 산 Ulsan	세 종 Sejong	경 기 Gyeonggi
계	2,170,526	424,802	148,575	107,434	111,234	58,541	60,749	44,753	10,721	520,006
폐 암	84,099	16,028	5,280	3,895	3,994	2,009	2,160	1,652	353	19,960
위 암	284,558	46,937	21,152	13,737	13,863	6,761	8,717	5,833	1,444	61,123
간 암	69,230	12,255	4,966	3,079	3,341	1,736	1,552	1,430	258	15,847
대 장 암	238,919	45,464	16,233	11,469	12,498	5,399	6,621	4,374	1,107	55,489
유 방 암	232,020	49,868	15,985	11,255	13,291	5,452	6,638	4,675	1,195	60,794
자 궁 경 부 암	52,041	9,625	3,849	2,659	3,068	1,434	1,414	899	195	12,660
입 술 구 강 암	25,526	5,077	1,673	1,136	1,364	705	644	455	103	6,293
식 도 암	10,839	1,872	897	463	485	231	255	178	32	2,203
담 낭 암	8,859	1,440	774	444	362	203	223	263	28	1,746
담 도 암	11,559	2,119	811	611	580	209	316	244	47	2,497
췌 장 암	11,388	2,198	717	443	576	290	315	252	47	2,796
후 두 암	11,359	1,983	838	519	561	274	309	223	49	2,438
소 장 암	4,192	744	276	182	210	125	125	95	22	946
뼈 및 관절 연골암	5,601	1,136	319	305	334	153	172	112	30	1,418
피 부 암	45,844	7,800	2,898	2,040	2,100	1,092	1,132	901	229	9,300
종 피 성 연 조 직 암	13,339	2,735	812	600	787	387	310	242	71	3,388
난 소 암	23,801	5,014	1,678	1,175	1,355	519	617	494	104	6,312
전 립 선 암	92,683	20,110	6,424	4,129	3,767	2,259	2,244	1,346	408	21,244
신 장 암	41,477	8,228	3,002	2,070	2,110	950	1,175	933	232	10,041
신 우 암	3,922	795	318	202	185	95	106	82	15	894
요 관 암	4,102	743	307	228	195	87	116	79	20	909
방 광 암	45,846	9,114	3,440	2,027	2,371	1,037	1,135	826	207	10,642
뇌 암	11,131	2,075	674	532	634	288	309	233	68	2,921
비 호 지 킨 림 프 종	33,850	6,942	2,264	1,521	1,750	868	985	676	162	8,523
다 발 성 골 수 종	6,567	1,277	361	277	323	170	199	122	22	1,631
백 혈 병	23,230	4,467	1,355	1,040	1,261	682	688	505	142	6,063
갑 상 샘 암	423,335	84,991	29,558	25,341	20,488	14,278	13,222	10,024	2,423	101,127
기 타 암	468,417	96,700	29,527	22,159	25,167	13,786	12,426	10,267	2,275	118,410

주) 1. 국민건강보험공단에 2005년 9월부터 등록된 전체 중증(암)등록인원 기준이며, 사망자 제외.

2. 중증(암)등록환자의 주민등록 주소지 기준이며, 기타는 주민등록 주소지 불분명 한건임.

암유형별 등록인원 현황

Disease or Cancer by Region and Cancer Type

(단위 : 명)
Unit: Person

강 원 Gangwon	충 북 Chungbuk	충 남 Chungnam	전 북 Jeonbuk	전 남 Jeonnam	경 북 Gyeongbuk	경 남 Gyeongnam	제 주 Jeju	기 타 Other	Division
64,915	67,295	91,979	83,418	94,875	121,055	135,371	24,803	-	Total
2,800	2,843	3,992	3,562	4,043	5,271	5,230	1,027	-	Lung cancer
9,265	10,650	15,171	12,562	13,553	20,173	20,627	2,990	-	Gastric cancer
2,568	2,050	2,845	2,716	4,051	4,443	5,123	970	-	Hepatic cancer
8,654	8,569	11,461	9,758	9,862	14,695	14,440	2,826	-	Colon cancer
6,761	6,775	8,683	7,525	6,584	11,094	13,114	2,331	-	Breast cancer
1,771	1,635	2,151	1,855	1,963	2,917	3,240	706	-	Cervical cancer
857	732	1,125	936	1,146	1,354	1,548	378	-	Oral cancer
378	397	463	508	707	748	858	164	-	Esophageal cancer
274	254	391	470	424	634	790	139	-	Gall bladder cancer
399	369	519	531	472	792	880	163	-	Cholangiocarcinoma
384	380	506	457	502	648	726	151	-	Pancreatic cancer
443	387	515	516	581	780	784	159	-	Larynx cancer
132	133	222	221	191	247	273	48	-	Small intestine cancer
149	160	211	181	208	308	332	73	-	Bone and joint cancer
1,593	1,523	2,593	2,783	2,663	3,294	3,318	585	-	Skin cancer
390	376	538	442	554	745	794	168	-	Mesothelial soft tissue cancer
690	670	846	720	681	1,195	1,449	282	-	Ovarian cancer
3,344	2,931	4,513	3,922	4,308	5,456	4,989	1,289	-	Prostatic cancer
1,281	1,253	1,620	1,456	1,605	2,345	2,661	515	-	Kidney cancer
130	106	154	144	160	229	257	50	-	Renal pelvis cancer
160	107	185	180	170	294	280	42	-	Ureter cancer
1,546	1,479	2,007	1,779	2,092	2,588	3,007	549	-	Bladder cancer
301	378	441	388	405	593	729	162	-	Brain cancer
1,033	962	1,480	1,272	1,352	1,791	1,914	355	-	Non-Hodgkin lymphoma
205	229	274	291	323	394	382	87	-	Mutiple myeloma
685	707	958	862	916	1,164	1,409	326	-	Leukaemia
8,219	10,319	15,651	14,868	21,931	20,434	26,059	4,402	-	Thyroid cancer
13,907	14,604	17,676	16,831	18,579	23,499	27,313	5,291	-	Other

Note : 1) Data is based on total number of people registered as patients with serious disease or cancer in2005, excluding the dead after registration the NHIS since September
2) Region is classified according to the address of resident's registration and the case that the address is unclear is categorized as other.

제VI-21표

Table VI-21

연령별 성별 전체

Total Treatments of People Registered as Patients.

구 분 Division		전체 암 등록인원중 진료실인원 total Person	내 원 일 수 Visits	급 여 일 수 Reimbursed Days	진료비 (천원) Medical Expense (KRW 1,000)	급 여 비 (천원) Benefit (KRW 1,000)
계	Total	1,477,252	33,380,595	306,344,669	9,009,245,089	8,226,320,698
남자	M	615,235	15,505,230	115,602,074	4,609,980,336	4,234,749,468
여자	F	862,017	17,875,365	190,742,595	4,399,264,753	3,991,571,230
0세	Age	66	2,802	4,831	1,603,089	1,517,500
남자	M	31	1,351	2,453	734,016	684,252
여자	F	35	1,451	2,378	869,073	833,248
1 ~ 4세	S.T	1,061	68,846	192,339	26,011,667	23,859,777
남자	M	576	35,047	99,093	12,257,749	11,226,041
여자	F	485	33,799	93,246	13,753,918	12,633,736
5 ~ 9세	S.T	2,565	92,226	334,150	30,377,968	27,918,626
남자	M	1,389	51,050	186,579	17,672,725	16,213,076
여자	F	1,176	41,176	147,571	12,705,243	11,705,549
10~14세	S.T	2,939	91,007	352,300	32,969,204	30,131,114
남자	M	1,608	53,107	185,850	19,932,385	18,260,039
여자	F	1,331	37,900	166,450	13,036,819	11,871,075
15~19세	S.T	4,620	119,077	596,842	45,691,031	41,756,390
남자	M	2,517	71,755	320,482	27,987,881	25,520,844
여자	F	2,103	47,322	276,360	17,703,150	16,235,546
20~24세	S.T	8,246	154,565	1,211,278	55,046,526	50,202,903
남자	M	3,456	80,096	471,567	32,050,088	29,362,309
여자	F	4,790	74,469	739,711	22,996,437	20,840,594
25~29세	S.T	15,529	228,555	2,516,492	74,560,720	67,583,555
남자	M	4,501	91,197	737,773	37,286,966	33,947,824
여자	F	11,028	137,358	1,778,719	37,273,754	33,635,731
30~34세	S.T	28,827	392,831	4,962,008	111,701,486	100,963,202
남자	M	7,074	118,436	1,231,545	41,657,821	37,929,076
여자	F	21,753	274,395	3,730,463	70,043,665	63,034,126
35~39세	S.T	58,522	874,886	11,261,521	246,987,639	222,819,995
남자	M	14,101	228,108	2,538,760	81,083,557	73,957,349
여자	F	44,421	646,778	8,722,761	165,904,083	148,862,645
40~44세	S.T	84,542	1,401,502	17,738,890	379,044,795	342,524,234
남자	M	20,296	331,017	3,578,408	113,373,317	103,762,724
여자	F	64,246	1,070,485	14,160,482	265,671,477	238,761,511
45~49세	S.T	128,496	2,398,914	28,562,765	628,749,901	569,508,359
남자	M	31,194	589,340	5,507,105	196,374,961	179,998,536
여자	F	97,302	1,809,574	23,055,660	432,374,939	389,509,824
50~54세	S.T	156,972	3,149,730	34,139,585	832,399,550	756,611,483
남자	M	44,415	954,994	7,485,508	313,663,217	287,983,839
여자	F	112,557	2,194,736	26,654,077	518,736,333	468,627,644
55~59세	S.T	201,765	4,257,432	43,001,985	1,168,738,583	1,066,191,254
남자	M	70,993	1,659,009	12,170,862	537,521,749	494,132,495
여자	F	130,772	2,598,423	30,831,123	631,216,834	572,058,760
60~64세	S.T	205,577	4,550,428	42,904,874	1,300,330,287	1,189,646,125
남자	M	89,727	2,196,795	15,926,331	694,549,031	638,713,362
여자	F	115,850	2,353,633	26,978,543	605,781,256	550,932,763
65~69세	S.T	169,383	3,926,562	34,995,220	1,141,264,722	1,046,294,545
남자	M	87,153	2,236,992	16,250,649	686,358,582	631,322,695
여자	F	82,230	1,689,570	18,744,571	454,906,140	414,971,850
70~74세	S.T	153,313	3,768,263	31,677,980	1,087,386,595	998,738,919
남자	M	87,324	2,320,278	17,113,887	683,453,902	629,026,548
여자	F	65,989	1,447,985	14,564,093	403,932,694	369,712,371
75~79세	S.T	135,773	3,740,140	28,117,825	992,759,229	912,252,674
남자	M	80,439	2,272,884	16,845,056	622,994,857	573,684,817
여자	F	55,334	1,467,256	11,272,769	369,764,372	338,567,858
80~84세	S.T	79,331	2,514,914	16,161,056	569,294,126	520,934,417
남자	M	47,128	1,435,660	10,280,996	342,731,404	314,602,216
여자	F	32,203	1,079,254	5,880,060	226,562,722	206,332,201
85세 이상	And over	39,725	1,647,915	7,612,728	284,327,972	256,865,626
남자	M	21,313	778,114	4,669,170	148,296,128	134,421,429
여자	F	18,412	869,801	2,943,558	136,031,844	122,444,197

주 : 2018년 수진기준(약국포함)이며, 국민건강보험공단에 2005년 9월부터 등록된 전체 중증(암)환자의 진료기준임.

중증(암)등록환자의 진료현황

with Serious Disease or Cancer by Age and Gender

(단위: 명, 일, 원)

Unit: Person, Day, KRW

진료실인원당 Person				내 원 1 일 당 Per Visit		급 여 1 일 당 Per reimbursed day	
진 료 비 Medical Expense	급 여 비 Benefit	내 원 일 수 Visits	급 여 일 수 Reimbursed Days	진 료 비 Medical Expense	급 여 비 Benefit	진 료 비 Medical Expense	급 여 비 Benefit
6,098,651	5,568,664	22.6	207.4	269,895	246,440	29,409	26,853
7,493,040	6,883,141	25.2	187.9	297,318	273,117	39,878	36,632
5,103,455	4,630,502	20.7	221.3	246,108	223,300	23,064	20,926
24,289,227	22,992,427	42.5	73.2	572,123	541,578	331,834	314,117
23,677,930	22,072,644	43.6	79.1	543,313	506,478	299,232	278,945
24,830,661	23,807,091	41.5	67.9	598,948	574,258	365,464	350,399
24,516,180	22,488,008	64.9	181.3	377,824	346,567	135,239	124,051
21,280,814	19,489,654	60.8	172.0	349,752	320,314	123,699	113,288
28,358,594	26,048,941	69.7	192.3	406,933	373,790	147,501	135,488
11,843,262	10,884,454	36.0	130.3	329,386	302,720	90,911	83,551
12,723,344	11,672,481	36.8	134.3	346,185	317,592	94,720	86,897
10,803,778	9,953,699	35.0	125.5	308,559	284,281	86,096	79,321
11,217,830	10,252,165	31.0	119.9	362,271	331,086	93,583	85,527
12,395,762	11,355,746	33.0	115.6	375,325	343,835	107,250	98,251
9,794,755	8,918,914	28.5	125.1	343,979	313,221	78,323	71,319
9,889,834	9,038,180	25.8	129.2	383,710	350,667	76,555	69,962
11,119,540	10,139,390	28.5	127.3	390,048	355,666	87,331	79,633
8,418,046	7,720,183	22.5	131.4	374,100	343,087	64,058	58,748
6,675,543	6,088,152	18.7	146.9	356,138	324,801	45,445	41,446
9,273,752	8,496,038	23.2	136.4	400,146	366,589	67,965	62,265
4,800,926	4,350,855	15.5	154.4	308,806	279,856	31,088	28,174
4,801,386	4,352,087	14.7	162.1	326,227	295,699	29,629	26,856
8,284,151	7,542,285	20.3	163.9	408,862	372,247	50,540	46,014
3,379,920	3,050,030	12.5	161.3	271,362	244,876	20,955	18,910
3,874,891	3,502,383	13.6	172.1	284,350	257,014	22,511	20,347
5,888,864	5,361,758	16.7	174.1	351,733	320,250	33,826	30,798
3,219,954	2,897,721	12.6	171.5	255,266	229,720	18,776	16,897
4,220,424	3,807,457	14.9	192.4	282,308	254,685	21,932	19,786
5,750,199	5,244,830	16.2	180.0	355,461	324,221	31,938	29,131
3,734,812	3,351,177	14.6	196.4	256,509	230,160	19,020	17,066
4,483,509	4,051,527	16.6	209.8	270,456	244,398	21,368	19,309
5,585,993	5,112,472	16.3	176.3	342,500	313,466	31,683	28,997
4,135,222	3,716,364	16.7	220.4	248,179	223,041	18,761	16,861
4,893,148	4,432,110	18.7	222.3	262,098	237,403	22,013	19,939
6,295,280	5,770,294	18.9	176.5	333,212	305,424	35,658	32,685
4,443,639	4,003,102	18.6	236.9	238,937	215,249	18,754	16,894
5,302,854	4,820,041	20.1	217.5	264,276	240,215	24,382	22,162
7,062,101	6,483,932	21.5	168.5	328,445	301,556	41,903	38,472
4,608,655	4,163,470	19.5	236.8	236,355	213,523	19,462	17,582
5,792,573	5,284,322	21.1	213.1	274,517	250,431	27,179	24,794
7,571,475	6,960,299	23.4	171.4	324,002	297,848	44,165	40,600
4,826,850	4,374,474	19.9	235.8	242,923	220,156	20,473	18,555
6,325,271	5,786,864	22.1	208.7	285,760	261,436	30,307	27,728
7,740,692	7,118,408	24.5	177.5	316,165	290,748	43,610	40,104
5,229,014	4,755,570	20.3	232.9	257,381	234,078	22,454	20,421
6,737,776	6,177,093	23.2	206.6	290,652	266,466	32,612	29,898
7,875,329	7,243,844	25.7	186.5	306,822	282,219	42,236	38,849
5,532,119	5,046,478	20.5	228.0	269,244	245,608	24,269	22,138
7,092,592	6,514,379	24.6	206.6	288,564	265,040	34,326	31,528
7,826,644	7,203,364	26.6	196.0	294,557	271,100	39,936	36,755
6,121,213	5,602,636	21.9	220.7	278,962	255,329	27,735	25,385
7,311,905	6,718,955	27.5	207.1	265,434	243,909	35,307	32,444
7,744,935	7,131,924	28.3	209.4	274,099	252,404	36,984	34,057
6,682,408	6,118,623	26.5	203.7	252,011	230,749	32,802	30,034
7,176,187	6,566,593	31.7	203.7	226,367	207,138	35,226	32,234
7,272,352	6,675,484	30.5	218.2	238,727	219,134	33,336	30,600
7,035,454	6,407,235	33.5	182.6	209,925	191,180	38,531	35,090
7,157,406	6,466,095	41.5	191.6	172,538	155,873	37,349	33,742
6,958,013	6,307,016	36.5	219.1	190,584	172,753	31,761	28,789
7,388,217	6,650,239	47.2	159.9	156,394	140,773	46,213	41,597

Note : Data is based on total treatments of people registered as patients with serious disease or cancer in the NHIS since September 2005.

제VI-22표

Table VI-22

중증질환 산정특례적용

Current statistics by age and sex on the treatment of patients.

구 분 Division		계						
		진료실인원 Patients	내원일수 Visits	급여일수 Reimbursed Days	진료비 (천원) Medical Expense (KRW 1,000)	급여비 (천원) Benefit (KRW 1,000)	진료실인원 Patients	내원일수 Visits
계	Total	2,091,680	58,285,036	471,427,394	15,139,927,581	13,801,135,768	1,140,367	29,177,666
남자	M	984,673	27,812,606	208,996,092	8,188,090,473	7,487,620,918	525,978	13,933,571
여자	F	1,107,007	30,472,430	262,431,302	6,951,837,107	6,313,514,851	614,389	15,244,095
0세	Age	4,745	39,261	174,216	11,811,693	10,913,026	62	1,250
남자	M	2,687	21,829	92,979	6,415,559	5,919,306	27	647
여자	F	2,058	17,432	81,237	5,396,134	4,993,720	35	603
1 ~ 4세	S.T	19,873	405,824	1,725,197	55,101,955	50,249,375	1,060	43,204
남자	M	11,092	231,179	959,789	32,538,317	29,612,833	578	22,702
여자	F	8,781	174,645	765,408	22,563,637	20,636,542	482	20,502
5 ~ 9세	S.T	13,308	274,971	1,879,588	51,638,991	47,115,589	2,109	62,667
남자	M	7,134	151,508	999,533	32,581,049	29,670,239	1,136	34,422
여자	F	6,174	123,463	880,055	19,057,943	17,445,349	973	28,245
10~14세	S.T	11,242	195,838	1,926,644	62,873,172	57,457,489	1,879	54,117
남자	M	6,077	109,789	1,036,868	42,853,098	39,155,311	1,002	30,879
여자	F	5,165	86,049	889,776	20,020,074	18,302,178	877	23,238
15~19세	S.T	17,568	325,264	3,453,913	129,129,305	117,526,727	3,182	94,342
남자	M	9,900	188,604	1,916,031	88,873,954	80,926,590	1,677	57,259
여자	F	7,668	136,660	1,537,882	40,255,351	36,600,137	1,505	37,083
20~24세	S.T	30,651	558,117	6,461,805	186,014,014	168,385,104	6,543	133,422
남자	M	16,799	316,056	3,571,963	118,315,455	107,215,784	2,545	67,948
여자	F	13,852	242,061	2,889,842	67,698,559	61,169,321	3,998	65,474
25~29세	S.T	43,193	788,056	9,229,279	242,550,445	218,785,706	13,383	203,593
남자	M	20,650	408,359	4,648,738	150,659,835	136,057,838	3,702	79,163
여자	F	22,543	379,697	4,580,541	91,890,610	82,727,868	9,681	124,430
30~34세	S.T	56,409	1,007,727	11,903,588	283,799,873	256,208,637	24,691	351,571
남자	M	22,983	456,493	5,229,453	153,378,135	138,479,659	6,184	104,594
여자	F	33,426	551,234	6,674,135	130,421,739	117,728,978	18,507	246,977
35~39세	S.T	91,689	1,736,797	19,996,046	487,400,333	441,082,299	46,461	765,689
남자	M	34,563	712,867	7,797,452	235,505,158	213,452,723	11,829	201,826
여자	F	57,126	1,023,930	12,198,594	251,895,175	227,629,576	34,632	563,863
40~44세	S.T	114,624	2,366,521	26,206,092	652,960,879	592,849,443	64,451	1,216,023
남자	M	42,244	917,758	9,420,236	299,546,005	272,503,888	16,611	295,889
여자	F	72,380	1,448,763	16,785,856	353,414,874	320,345,555	47,840	920,134
45~49세	S.T	161,406	3,712,272	38,307,998	1,017,067,239	926,844,110	94,665	2,059,624
남자	M	58,202	1,391,055	12,696,636	461,818,821	421,895,780	25,168	531,363
여자	F	103,204	2,321,217	25,611,362	555,248,418	504,948,330	69,497	1,528,261
50~54세	S.T	187,299	4,647,894	44,018,527	1,290,702,493	1,179,901,104	112,839	2,666,235
남자	M	73,019	1,876,551	15,202,455	621,077,954	569,114,988	36,800	873,929
여자	F	114,280	2,771,343	28,816,072	669,624,539	610,786,116	76,039	1,792,306
55~59세	S.T	237,973	6,244,958	55,731,293	1,774,803,659	1,626,481,825	142,859	3,564,302
남자	M	105,300	2,862,482	21,915,686	946,506,193	869,083,273	59,603	1,503,037
여자	F	132,673	3,382,476	33,815,607	828,297,466	757,398,552	83,256	2,061,265
60~64세	S.T	250,642	6,928,710	58,803,953	1,973,840,921	1,810,151,624	150,388	3,871,452
남자	M	125,619	3,601,582	26,586,691	1,138,318,645	1,045,600,577	75,816	1,991,491
여자	F	125,023	3,327,128	32,217,262	835,522,276	764,551,048	74,572	1,879,961
65~69세	S.T	218,001	6,338,345	51,014,190	1,768,988,647	1,621,704,319	130,353	3,368,160
남자	M	118,468	3,551,866	25,503,623	1,064,478,701	977,196,607	74,852	1,990,319
여자	F	99,533	2,786,479	25,510,567	704,509,946	644,507,712	55,501	1,377,841
70~74세	S.T	207,317	6,356,311	47,898,053	1,710,618,332	1,566,324,723	122,463	3,273,523
남자	M	116,078	3,570,218	25,050,137	1,021,271,970	937,192,694	75,133	2,034,038
여자	F	91,239	2,786,093	22,847,916	689,346,362	629,132,029	47,330	1,239,485
75~79세	S.T	206,840	7,081,688	46,643,297	1,698,492,416	1,546,265,306	115,312	3,372,246
남자	M	111,329	3,620,387	24,429,902	946,457,574	865,747,853	70,973	2,030,191
여자	F	95,511	3,461,301	22,213,395	752,034,842	680,517,453	44,339	1,342,055
80~84세	S.T	138,172	5,508,123	30,031,694	1,116,478,118	1,005,319,915	70,422	2,406,998
남자	M	69,180	2,474,649	15,131,570	566,355,024	513,989,658	42,497	1,331,292
여자	F	68,992	3,033,474	14,900,124	550,123,093	491,330,256	27,925	1,075,706
85세 이상	And over	80,728	3,768,359	16,022,021	625,655,095	557,569,448	37,245	1,669,248
남자	M	33,349	1,349,374	6,806,350	261,139,026	234,805,317	19,845	752,582
여자	F	47,379	2,418,985	9,215,671	364,516,069	322,764,131	17,400	916,666

주 : 1. 수진기준

2. 본인일부부담금 산정특례 기준(2017. 9. 26. 고시 제 2017-171호)으로 "특정기호"로만 작성

연령별 성별 진료현황

with serious disease eligible for special case calculation

(단위: 명, 일)
Unit: Person, Day,

암질환			뇌혈관				
급여일수 Reimbursed Days	진료비 (천원) Medical Expense (KRW 1,000)	급여비 (천원) Benefit (KRW 1,000)	진료실인원 Patients	내원일수 Visits	급여일수 Reimbursed Days	진료비 (천원) Medical Expense (KRW 1,000)	급여비 (천원) Benefit (KRW 1,000)
221,489,464	7,978,851,663	7,367,251,347	65,210	1,064,721	1,866,538	726,916,353	673,767,653
94,964,189	4,149,206,499	3,844,498,371	33,902	559,817	962,756	367,939,698	340,852,095
126,525,275	3,829,645,159	3,522,752,978	31,308	504,904	903,782	358,976,657	332,915,558
2,880	375,614	342,557	4	51	87	28,220	26,551
1,363	123,916	110,730	1	17	47	10,582	9,776
1,517	251,698	231,828	3	34	40	17,638	16,775
139,124	11,884,966	10,921,325	27	819	927	268,035	249,742
73,758	5,627,177	5,157,231	9	197	279	154,413	143,803
65,366	6,257,788	5,764,095	18	622	648	113,622	105,939
269,996	15,617,644	14,523,298	45	983	1,413	387,149	357,561
149,020	8,708,254	8,089,635	26	633	897	229,035	212,493
120,976	6,909,390	6,433,663	19	350	516	158,114	145,068
256,740	15,726,159	14,682,876	38	950	1,472	606,093	560,139
135,860	9,422,873	8,813,610	20	327	659	227,521	208,926
120,880	6,303,286	5,869,266	18	623	813	378,573	351,212
510,842	34,041,226	31,584,977	181	3,106	5,525	2,549,644	2,367,301
274,105	21,314,189	19,785,067	100	1,868	2,878	1,478,671	1,369,663
236,737	12,727,037	11,799,910	81	1,238	2,647	1,070,973	997,638
1,053,324	47,928,004	44,277,376	279	4,387	8,832	4,135,693	3,834,525
404,625	27,406,602	25,444,120	161	2,711	5,080	2,666,343	2,476,161
648,699	20,521,402	18,833,256	118	1,676	3,752	1,469,350	1,358,364
2,161,247	67,234,388	61,794,169	393	7,126	12,688	6,029,999	5,574,868
620,516	33,021,453	30,574,207	223	4,067	6,887	3,398,354	3,144,434
1,540,731	34,212,935	31,219,962	170	3,059	5,801	2,631,645	2,430,433
4,048,967	103,310,770	94,488,032	568	9,312	16,852	7,874,101	7,292,977
1,058,654	37,846,976	34,868,189	315	5,309	9,030	4,261,255	3,943,847
2,990,313	65,463,794	59,619,844	253	4,003	7,822	3,612,846	3,349,130
8,392,377	224,720,292	205,220,889	1,209	21,089	37,306	17,013,620	15,752,316
2,035,270	73,308,849	67,584,502	728	13,290	21,876	10,352,812	9,584,311
6,357,107	151,411,443	137,636,387	481	7,799	15,430	6,660,808	6,168,005
12,686,197	344,056,219	314,624,740	1,986	33,738	59,977	27,250,331	25,237,109
2,743,945	104,326,057	96,309,004	1,216	21,461	36,117	16,811,466	15,562,760
9,942,252	239,730,162	218,315,736	770	12,277	23,860	10,438,865	9,674,349
19,912,512	569,086,321	522,233,421	3,540	60,322	106,402	47,278,937	43,779,435
4,126,791	185,276,124	171,499,221	2,077	36,447	62,448	26,958,158	24,966,078
15,785,721	383,810,197	350,734,200	1,463	23,875	43,954	20,320,780	18,813,358
23,175,112	746,510,640	687,821,971	4,894	79,796	141,712	61,447,628	56,931,794
5,921,626	297,595,345	275,646,372	2,732	45,346	77,374	32,996,907	30,592,959
17,253,486	448,915,295	412,175,595	2,162	34,450	64,338	28,450,720	26,338,835
28,406,500	1,028,680,979	951,235,731	7,048	112,753	208,405	84,733,138	78,436,382
9,922,681	498,233,464	462,038,954	3,938	66,086	115,043	46,140,344	42,731,810
18,483,819	530,447,514	489,196,778	3,110	46,667	93,362	38,592,795	35,704,572
29,480,265	1,146,735,285	1,062,033,577	7,652	122,645	223,518	91,062,425	84,351,013
13,210,355	640,555,306	594,224,742	4,347	71,341	123,120	48,595,590	45,018,429
16,269,910	506,179,978	467,808,835	3,305	51,304	100,398	42,466,835	39,332,584
25,229,664	993,898,122	921,593,869	6,965	108,760	202,747	78,706,121	72,920,906
13,582,044	611,605,320	567,389,869	3,886	61,665	110,266	40,791,305	37,767,459
11,647,620	382,292,801	354,204,000	3,079	47,095	92,481	37,914,816	35,153,448
23,594,745	948,573,265	879,906,459	7,502	122,756	215,342	82,293,818	76,287,066
14,059,022	601,237,243	557,980,769	4,076	64,926	114,528	40,813,052	37,811,196
9,535,723	347,336,021	321,925,689	3,426	57,830	100,814	41,480,767	38,475,870
22,222,645	879,857,147	815,083,505	9,476	159,067	267,093	97,543,814	90,494,910
14,025,988	546,909,040	507,381,177	4,766	78,143	132,863	45,676,037	42,333,925
8,196,657	332,948,107	307,702,329	4,710	80,924	134,230	51,867,770	48,160,985
13,354,717	524,041,317	483,055,223	7,645	126,457	208,053	71,462,494	66,310,367
8,659,999	308,493,769	285,312,608	3,367	54,230	91,918	30,491,928	28,247,685
4,694,718	215,547,548	197,742,615	4,278	72,227	116,135	40,970,566	38,062,682
6,591,610	276,573,305	251,827,351	5,758	90,604	148,187	46,245,092	43,002,691
3,958,567	138,194,542	126,288,364	1,914	31,753	51,446	15,885,925	14,726,380
2,633,043	138,378,763	125,538,986	3,844	58,851	96,741	30,359,167	28,276,311

Notes : 1. Statistics are based on the receipt of treatment
include the usage of pharmacies.)

2. In accordance with the "Criteria for special case calculation of co-payments" (9. 26, 2017. Notification No. 2017-171), the statistics have been
compiled using only the "specially assigned code."

구 분 Division		심장질환						
		진료실인원 Patients	내원일수 Visits	급여일수 Reimbursed Days	진료비 (천원) Medical Expense (KRW 1,000)	급여비 (천원) Benefit (KRW 1,000)	진료실인원 Patients	내원일수 Visits
계	Total	98,867	715,910	2,103,615	1,276,510,021	1,178,696,164	800,596	26,549,521
남자	M	66,627	463,780	1,426,908	857,994,681	794,459,295	375,144	12,542,242
여자	F	32,240	252,130	676,707	418,515,339	384,236,867	425,452	14,007,279
0세	Age	237	2,829	5,480	6,648,486	6,258,980	4,415	33,708
남자	M	127	1,557	2,926	3,573,193	3,361,782	2,509	18,734
여자	F	110	1,272	2,554	3,075,293	2,897,198	1,906	14,974
1 ~ 4세	S.T	429	3,888	9,722	7,895,020	7,437,837	16,066	333,311
남자	M	191	1,954	4,663	3,984,196	3,749,569	8,934	191,780
여자	F	238	1,934	5,059	3,910,824	3,688,268	7,132	141,531
5 ~ 9세	S.T	97	632	2,169	1,174,671	1,115,550	10,459	203,589
남자	M	45	283	758	498,127	472,814	5,643	112,930
여자	F	52	349	1,411	676,544	642,736	4,816	90,659
10~14세	S.T	128	750	1,803	1,605,228	1,511,543	8,834	135,332
남자	M	66	436	833	949,446	893,064	4,800	75,790
여자	F	62	314	970	655,781	618,479	4,034	59,542
15~19세	S.T	490	3,279	6,065	6,825,609	6,427,231	13,382	217,412
남자	M	283	1,944	3,504	4,111,869	3,870,720	7,646	123,532
여자	F	207	1,335	2,561	2,713,740	2,556,511	5,736	93,880
20~24세	S.T	590	4,485	8,271	8,855,241	8,313,986	22,594	400,285
남자	M	349	2,651	5,115	5,247,546	4,927,825	13,436	234,427
여자	F	241	1,834	3,156	3,607,695	3,386,160	9,158	165,858
25~29세	S.T	580	4,262	9,030	8,625,072	8,094,940	28,258	558,296
남자	M	313	2,682	5,218	5,206,832	4,888,148	16,075	314,409
여자	F	267	1,580	3,812	3,418,240	3,206,792	12,183	243,887
30~34세	S.T	772	5,822	13,209	11,593,605	10,843,574	30,116	627,643
남자	M	474	3,607	8,565	7,243,960	6,762,310	15,750	334,906
여자	F	298	2,215	4,644	4,349,645	4,081,264	14,366	292,737
35~39세	S.T	1,495	10,162	26,467	20,928,702	19,580,380	42,627	923,316
남자	M	1,025	7,172	19,356	14,799,285	13,844,425	20,843	481,517
여자	F	470	2,990	7,111	6,129,417	5,735,954	21,784	441,799
40~44세	S.T	2,616	16,459	48,619	33,178,145	31,036,403	46,172	1,084,115
남자	M	2,034	12,918	39,433	26,257,092	24,549,223	22,463	578,284
여자	F	582	3,541	9,186	6,921,053	6,487,180	23,709	505,831
45~49세	S.T	5,148	33,231	99,907	67,773,167	63,357,227	59,366	1,532,983
남자	M	4,066	25,861	81,059	53,373,662	49,894,114	27,246	783,205
여자	F	1,082	7,370	18,848	14,399,505	13,463,113	32,120	749,778
50~54세	S.T	7,518	47,838	151,822	93,294,606	87,213,870	64,233	1,821,071
남자	M	6,067	37,836	123,665	75,139,372	70,233,719	28,217	901,891
여자	F	1,451	10,002	28,157	18,155,234	16,980,151	36,016	919,180
55~59세	S.T	11,638	74,199	240,508	146,501,838	136,912,281	80,192	2,447,566
남자	M	9,129	56,838	189,315	114,450,250	106,968,395	34,543	1,213,330
여자	F	2,509	17,361	51,193	32,051,588	29,943,886	45,649	1,234,236
60~64세	S.T	14,068	89,516	296,214	171,492,791	160,119,375	83,812	2,785,518
남자	M	10,671	66,287	226,760	129,980,930	121,372,139	37,961	1,440,600
여자	F	3,397	23,229	69,454	41,511,861	38,747,236	45,851	1,344,918
65~69세	S.T	13,510	93,727	291,237	172,268,802	160,415,204	73,249	2,721,580
남자	M	9,540	64,712	206,308	120,956,175	112,608,021	34,210	1,410,852
여자	F	3,970	29,015	84,929	51,312,627	47,807,183	39,039	1,310,728
70~74세	S.T	13,138	98,534	295,564	170,685,211	158,146,219	70,316	2,801,520
남자	M	8,543	62,734	193,284	110,717,901	102,563,518	32,909	1,382,274
여자	F	4,595	35,800	102,280	59,967,310	55,582,701	37,407	1,419,246
75~79세	S.T	13,264	109,008	299,324	176,090,860	160,389,668	71,845	3,330,047
남자	M	7,507	59,821	172,741	99,347,881	90,576,393	32,065	1,412,348
여자	F	5,757	49,187	126,583	76,742,979	69,813,275	39,780	1,917,699
80~84세	S.T	8,621	74,744	194,657	114,082,695	101,001,532	48,729	2,765,123
남자	M	4,237	36,395	97,674	57,254,106	50,817,427	20,517	1,012,903
여자	F	4,384	38,349	96,983	56,828,589	50,184,105	28,212	1,752,220
85세 이상	And over	4,528	42,545	103,547	56,990,271	50,520,364	25,931	1,827,106
남자	M	1,960	18,092	45,731	24,902,858	22,105,689	9,377	518,530
여자	F	2,568	24,453	57,816	32,087,414	28,414,675	16,554	1,308,576

주 : 1. 수진기준

2. 본인일부부담금 산정특례 기준(2017. 9. 26. 고시 제 2017-171호)으로 "특정기호"로만 작성

연령별 성별 진료현황 <계속>

with serious disease eligible for special case calculation <Cont'd>

(단위: 명, 일)
Unit: Person, Day,

희귀난치성질환			중증화상				
급여일수 Reimbursed Days	진료비 (천원) Medical Expense (KRW 1,000)	급여비 (천원) Benefit (KRW 1,000)	진료실인원 Patients	내원일수 Visits	급여일수 Reimbursed Days	진료비 (천원) Medical Expense (KRW 1,000)	급여비 (천원) Benefit (KRW 1,000)
238,197,104	5,001,712,582	4,442,592,876	17,612	277,711	398,423	54,235,333	47,389,442
109,461,450	2,729,687,047	2,433,288,249	8,487	137,196	197,008	30,155,400	26,324,299
128,735,654	2,272,025,537	2,009,304,628	9,125	140,515	201,415	24,079,930	21,065,145
164,180	4,614,620	4,153,785	143	1,412	1,534	141,100	127,681
87,684	2,619,128	2,356,177	89	874	959	88,741	80,842
76,496	1,995,493	1,797,608	54	538	575	52,359	46,840
1,546,257	32,571,840	29,388,967	2,599	24,482	28,874	2,388,166	2,163,043
863,780	21,265,061	19,196,544	1,536	14,444	17,082	1,421,100	1,284,281
682,477	11,306,779	10,192,423	1,063	10,038	11,792	967,066	878,762
1,597,517	33,699,765	30,438,504	727	6,923	8,106	677,274	604,838
845,015	22,789,295	20,577,362	352	3,156	3,662	322,375	286,803
752,502	10,910,470	9,861,142	375	3,767	4,444	354,899	318,035
1,660,819	44,273,307	40,105,309	482	4,464	5,496	447,977	400,130
896,649	31,942,933	28,960,965	254	2,272	2,726	256,279	229,097
764,170	12,330,375	11,144,344	228	2,192	2,770	191,698	171,033
2,922,020	83,458,176	75,097,567	510	5,796	7,668	852,038	754,674
1,630,403	60,624,766	54,677,747	275	3,151	4,022	476,411	420,940
1,291,617	22,833,410	20,419,820	235	2,645	3,646	375,627	333,734
5,370,469	120,538,015	107,886,996	952	13,551	18,376	2,346,657	2,028,796
3,145,777	80,105,854	71,778,489	443	6,852	9,493	1,319,535	1,140,115
2,224,692	40,432,161	36,108,506	509	6,699	8,883	1,027,122	888,681
7,025,954	156,586,545	139,647,349	991	12,962	17,874	2,030,665	1,803,843
4,004,475	106,380,609	95,064,052	487	6,718	9,816	1,237,056	1,096,695
3,021,479	50,205,935	44,583,297	504	6,244	8,058	793,609	707,148
7,805,678	156,870,733	139,822,840	854	11,519	15,871	1,995,206	1,765,765
4,141,833	101,093,158	90,249,816	447	6,686	9,172	1,284,101	1,130,428
3,663,845	55,777,575	49,573,024	407	4,833	6,699	711,105	635,337
11,516,534	219,826,883	196,128,640	1,088	14,471	20,237	2,533,360	2,209,559
5,708,047	133,944,311	119,653,923	512	7,551	10,512	1,430,180	1,251,176
5,808,487	85,882,572	76,474,717	576	6,920	9,725	1,103,180	958,383
13,388,224	243,254,511	217,276,180	1,030	13,722	18,983	2,726,396	2,381,930
6,587,334	148,654,552	132,927,214	480	6,978	9,755	1,304,798	1,142,411
6,800,890	94,599,959	84,348,966	550	6,744	9,228	1,421,598	1,239,519
18,144,914	324,932,369	290,348,171	1,312	22,002	32,329	4,486,952	3,897,085
8,402,540	190,886,791	170,761,699	589	10,869	16,437	2,558,472	2,233,800
9,742,374	134,045,578	119,586,472	723	11,133	15,892	1,928,479	1,663,286
20,475,825	379,104,631	338,794,722	1,472	26,519	40,413	6,210,697	5,343,888
9,045,772	208,626,720	186,687,635	684	13,266	20,449	3,426,221	2,921,032
11,430,053	170,477,911	152,107,087	788	13,253	19,964	2,784,476	2,422,856
26,689,925	502,301,231	448,677,665	1,578	27,654	41,636	5,853,787	5,093,669
11,617,504	279,168,005	249,723,083	713	13,123	20,090	3,367,421	2,905,789
15,072,421	223,133,226	198,954,582	865	14,531	21,546	2,486,366	2,187,880
28,506,267	550,765,545	491,400,632	1,444	28,082	44,869	6,218,815	5,435,660
12,897,012	309,804,082	276,621,882	637	14,273	22,439	3,864,048	3,355,935
15,609,255	240,961,463	214,778,751	807	13,809	22,430	2,354,768	2,079,725
24,939,907	512,494,600	456,390,654	815	19,374	29,687	4,538,451	3,962,829
11,455,756	283,247,613	252,360,785	380	9,973	15,328	2,974,002	2,593,166
13,484,151	229,246,987	204,029,870	435	9,401	14,359	1,564,449	1,369,664
23,137,382	496,513,730	440,784,919	616	14,046	21,479	3,160,809	2,767,013
10,450,126	261,857,845	232,858,408	257	5,957	8,965	1,469,347	1,298,034
12,687,256	234,655,885	207,926,511	359	8,089	12,514	1,691,462	1,468,979
22,276,487	525,460,915	462,956,944	509	15,217	23,972	3,911,382	3,390,303
9,605,214	245,683,301	217,551,311	195	6,303	9,454	1,965,378	1,715,712
12,671,273	279,777,614	245,405,633	314	8,914	14,518	1,946,003	1,674,591
14,161,390	387,014,222	337,355,644	320	9,750	13,388	2,425,492	2,124,559
5,741,203	163,478,123	143,717,274	110	3,150	4,636	970,519	864,198
8,420,187	223,536,100	193,638,370	210	6,600	8,752	1,454,973	1,260,361
6,867,355	227,430,944	195,937,388	170	5,765	7,631	1,290,107	1,134,176
2,335,326	77,514,900	67,563,883	47	1,600	2,011	419,416	373,845
4,532,029	149,916,044	128,373,505	123	4,165	5,620	870,691	760,331

Notes : 1. Statistics are based on the receipt of treatment
include the usage of pharmacies.)

2. In accordance with the "Criteria for special case calculation of co-payments" (9. 26, 2017. Notification No. 2017-171), the statistics have been
compiled using only the "specially assigned code."

432분류별 다빈도 증상 약국 직접조제 실적

Pharmacist's Dispensing Activities by Frequency of 432 Symptoms

순위 Rank	증상 기호 Code	증 상 명 Symptoms	투약일수 (일) Reimbursed Days	진 료 비 (천원) Medical Expense (KRW 1,000)	급 여 비 (천원) Benefit (KRW 1,000)
1	112	호 흡 기 계 기 침	488,408	1,170,741	705,370
2	536	근 골 격 계 관 절 통	418,851	824,695	498,531
3	119	호 흡 기 계 인 후 통	269,806	599,659	364,069
4	537	근 골 격 계 근 육 통	272,746	532,288	321,902
5	201	소 화 기 계 속 쓰 림	208,222	415,147	251,100
6	113	호 흡 기 계 객 담	170,260	370,891	224,523
7	125	호 흡 기 계 염 증	168,070	385,618	230,773
8	115	호 흡 기 계 콧 물	126,945	252,930	153,055
9	543	근 골 격 계 담 결 림	119,950	242,247	146,365
10	325	피 부 및 피 하 조 직 염 증	90,059	221,757	133,447
11	541	근 골 격 계 신 경 통	86,945	172,649	104,823
12	118	호 흡 기 계 두 통	72,252	165,396	100,622
13	538	근 골 격 계 요 통	83,788	167,429	101,795
14	244	소 화 기 계 치 통	80,494	175,547	106,598
15	324	피 부 및 피 하 조 직 소 양 강	55,286	139,736	84,959
16	117	호 흡 기 계 발 열	63,428	125,905	76,322
17	211	소 화 기 계 설 사	51,593	116,791	70,845
18	116	호 흡 기 계 코 막 힘	52,945	103,908	62,951
19	120	호 흡 기 계 오 한	50,898	96,856	58,895
20	202	소 화 기 계 소화 불 량	46,251	84,372	51,418
21	944	기 타 감 염 치 성 통	46,310	110,262	66,982
22	825	기 타 감 염 성 위 증	44,423	106,098	64,385
23	205	소 화 기 계 위 통	41,300	76,171	46,007
24	425	비 뇨 생 식 기 계 염 증	37,627	95,953	58,024
25	323	피 부 및 피 하 조 직 발 진	31,130	80,148	48,442
26	539	근 골 격 계 전 신 통	30,131	54,134	32,911
27	844	기 타 감 염 성 치 통	30,847	70,870	42,971
28	225	소 화 기 계 염 증	25,224	54,379	32,467
29	725	귀 및 귀 부 속 기 염 증	24,118	58,844	35,354
30	203	소 화 기 계 구 역	23,238	42,621	25,484
31	431	비 뇨 생 식 기 계 빈 뇨	22,581	58,023	35,151
32	525	근 골 격 계 염 증	21,801	44,493	26,362
33	625	눈 및 눈 부 속 기 염 증	13,896	45,523	27,815
34	210	소 화 기 계 복 부 팽 만	17,016	36,560	22,239
35	526	근 골 격 계 부 종	16,734	29,557	17,646
36	434	비 뇨 생 식 기 계 배 뇨 곤 란	14,291	31,230	18,756
37	114	호 흡 기 계 해 소	13,639	34,579	20,927
38	209	소 화 기 계 복 동	10,196	21,126	12,862
39	925	기 타 감 염 증	10,259	20,766	12,642
40	136	호 흡 기 계 관 절 통	11,387	24,319	14,766
41	438	비 뇨 생 식 기 계 요 통	10,092	24,566	14,985
42	329	피 부 및 피 하 조 직 수 포	8,050	27,786	16,707
43	317	피 부 및 피 하 조 직 발 열	6,510	14,396	8,773
44	327	피 부 및 피 하 조 직 발 적	7,229	21,658	13,068
45	542	근 골 격 계 타 박 상	8,474	14,839	9,027
46	206	소 화 기 계 신 트 림	6,479	11,219	6,833
47	137	호 흡 기 계 근 육 통	5,667	19,027	11,512
48	544	근 골 격 계 치 통	5,970	13,936	8,451
49	344	피 부 및 피 하 조 직 치 통	6,122	13,293	8,029
50	122	호 흡 기 계 호 흡 곤 란	4,436	10,690	6,479

주 : 수진기준

Note : Based on the Treatment Month

제Ⅶ편

부 록

Appendix

제Ⅶ-1표

Table Ⅶ-1

인 구 추 이
Trend of Population

(단위 : 천명)

Unit : 1,000 Person

연 도 (조사기준일) Year (Reference Date)	총조사인구 ¹⁾ Census Population	연 앙 추 계 인 구 ²⁾ Estimates of midyear Population			증 가 율 Rate of Increase per 100 Person (%)	성비(명) Sex Ratio	인구밀도 (명/km ²) Density Per sq.Km		북한인구 ⁴⁾ Population Of North Korea
		계 Both sexes	남 Male	여 Female				면 적 ³⁾ Land Area(km ²)	
1977		36,412	18,349	18,062	1.57	101.6	268	98,859	17,083
1978		36,969	18,637	18,332	1.53	101.7	374	98,955	17,303
1979		37,534	18,929	18,605	1.53	101.7	379	98,966	17,434
1980		38,124	19,236	18,888	1.57	101.8	385	98,992	17,622
1980(11.1)	37,436	-	(18,767)	(18,669)	-	(100.5)	-	-	-
1981		38,723	19,536	19,188	1.57	101.8	391	99,016	17,866
1982		39,326	19,837	19,489	1.56	101.8	397	99,022	18,124
1983		39,910	20,129	19,781	1.49	101.8	403	99,091	18,528
1984		40,406	20,375	20,031	1.24	101.7	408	99,117	18,828
1985		40,806	20,576	20,230	0.99	101.7	412	99,143	19,097
1985(11.1)	40,448	-	(20,244)	(20,205)	-	(100.2)	-	-	-
1986		41,214	20,772	20,442	1.00	101.6	416	99,173	19,339
1987		41,622	20,960	20,662	0.99	101.4	420	99,222	19,559
1988		42,031	21,155	20,876	0.98	101.3	424	99,237	19,762
1989		42,449	21,357	21,092	0.99	101.3	428	99,263	19,977
1990		42,869	21,568	21,301	0.99	101.3	432	99,274	20,221
1990(11.1)	43,411	-	(21,782)	(21,629)	-	(100.8)	-	-	-
1991		43,296	21,784	21,512	0.99	101.3	436	99,300	20,495
1992		43,748	22,014	21,734	1.04	101.3	441	99,314	20,798
1993		44,195	22,243	21,952	1.02	101.3	445	99,392	21,103
1994		44,642	22,472	22,169	1.01	101.4	449	99,394	21,412
1995		45,093	22,705	22,388	1.01	101.4	454	99,268	21,715
1995(11.1)	44,609	-	(22,389)	(22,219)	-	(100.8)	-	-	-
1996		45,525	22,925	22,600	0.96	101.4	458	99,313	21,991
1997		45,954	23,148	22,806	0.94	101.5	462	99,373	22,208
1998		46,287	23,296	22,991	0.72	101.3	466	99,408	22,355
1999		46,617	23,458	23,159	0.71	101.3	469	99,434	22,507
2000		47,008	23,667	23,341	0.84	101.4	473	99,461	22,702
2000(11.1)	46,136	-	(23,159)	(22,978)	-	(100.8)	-	-	-
2001		47,357	23,843	23,514	0.74	101.4	476	99,538	22,902
2002		47,622	23,970	23,652	0.56	101.3	478	99,585	23,088
2003		47,859	24,090	23,770	0.50	101.3	481	99,601	23,254
2004		48,039	24,165	23,874	0.38	101.2	482	99,617	23,411
2005		48,138	24,191	23,947	0.21	101.0	483	99,646	23,561
2005(11.1)	47,279	-	(23,624)	(23,655)	-	(99.9)	-	-	-
2006		48,438	24,370	24,069	0.53	101.2	485	99,678	23,707
2007		48,684	24,491	24,192	0.51	101.2	487	99,720	23,849
2008		49,055	24,672	24,383	0.76	101.2	490	99,828	23,934
2009		49,308	24,774	24,533	0.52	101.0	492	99,897	24,062
2010	48,580	49,554	24,881	24,673	0.50	100.8	495	100,033	24,187
2011		49,779	25,070	24,867	0.77	100.8	499	100,148	24,308
2012		50,004	25,187	25,012	0.53	100.7	501	100,188	24,427
2013		50,220	25,285	25,144	0.46	100.6	503	100,266	24,545
2014		50,424	25,445	25,302	0.63	100.6	506	100,284	24,662
2015	51,069	51,015	25,586	25,429	0.53	100.6	509	100,295	24,779
2016	51,270	51,246	25,694	25,552	0.45	100.6	-	-	24,897
2017	51,423	51,446	25,790	25,656	0.39	100.5	513	100,364	25,014
2018	-	51,635	25,881	25,754	0.37	100.5	-	-	25,132

주 : 1) 외국인 포함

2) ()인구는 총조사 자료임

3) 면적은 인구밀도 계산시의 적용면적임

4) 유엔 연앙추계인구

자료 : 통계청 "한국통계연감", 2018

Note : 1) Including Foreigners

2) Figures in () are the results from the Population Census of the Year started

3) Figures are the land areas used in population density calculation

4) United Nations mid-year estimates

Source : NSO "Korea Statistical Yearbook", 2017

제Ⅶ-2표

Table VII-2

인구성장의 구성요인

Components of population growth

(단위 : 명)

Unit : Person

연 도	출 생		사 망		자연증가율 (인구천명당) Natural increase rates (Per 1,000 pop.)
	Births	조출생률 (인구천명당)	Deaths	조사망률 (인구천명당)	
1980	862,835	22.6	277,284	7.3	15.4
1981	867,409	22.4	237,481	6.1	16.3
1982	848,312	21.6	245,767	6.2	15.3
1983	769,155	19.3	254,563	6.4	12.9
1984	674,793	16.7	236,445	5.9	10.8
1985	655,489	16.1	240,418	5.9	10.2
1986	636,019	15.4	239,256	5.8	9.6
1987	623,831	15.0	243,504	5.9	9.1
1988	633,092	15.1	235,779	5.6	9.5
1989	639,431	15.1	236,818	5.6	9.5
1990	649,738	15.2	241,616	5.6	9.5
1991	709,275	16.4	242,270	5.6	10.8
1992	730,678	16.7	236,162	5.4	11.3
1993	715,826	16.0	234,257	5.2	10.8
1994	721,185	16.0	242,439	5.4	10.6
1995	715,020	15.7	242,838	5.3	10.3
1996	691,226	15.0	241,149	5.2	9.8
1997	668,344	14.4	241,943	5.2	9.2
1998	634,790	13.6	243,193	5.2	8.4
1999	614,233	13.0	245,364	5.2	7.8
2000	634,501	13.3	246,163	5.2	8.2
2001	554,895	11.6	241,521	5.0	6.5
2002	492,111	10.2	245,317	5.1	5.1
2003	490,543	10.2	244,506	5.1	5.1
2004	472,761	9.8	244,217	5.0	4.7
2005	435,031	8.9	243,883	5.0	3.9
2006	448,153	9.2	242,266	5.0	4.2
2007	493,189	10.0	244,874	5.0	5.1
2008	465,892	9.4	246,113	5.0	4.4
2009	444,849	9.0	246,942	5.0	4.0
2010	470,171	9.4	255,405	5.1	4.3
2011	471,265	9.4	255,403	5.1	4.3
2012	484,550	9.6	267,221	5.3	4.3
2013	436,455	8.6	266,257	5.3	3.4
2014	435,435	8.6	267,692	5.3	3.3
2015	438,420	8.6	275,895	5.4	3.2
2016	406,243	7.9	280,827	5.5	2.5
2017	357,771	7.0	285,534	5.6	1.4
2018p)	326,900	6.4	298,900	5.8	0.5

자료 : 통계청, 「인구동향조사」, 2018은 잠정치

Source : Statistics Korea, 「Live Births And Deaths Statistics」, Each year

제Ⅶ-3표
Table Ⅶ-3

생 명 표(2017)
Life Table(2017)

연 령 Age	사망확률 nqx	생 존 수 lx	정지인구 nlx	기대여명 ex
남자 Male				
0세 Year old	0.00302	100,000	99,754	79.7
1	0.00063	99,698	398,652	78.9
5	0.00054	99,635	498,025	75.0
10	0.00047	99,581	497,799	70.0
15	0.00131	99,534	497,389	65.0
20	0.00203	99,404	496,549	60.1
25	0.00280	99,203	495,347	55.2
30	0.00340	98,925	493,810	50.4
35	0.00479	98,589	491,843	45.5
40	0.00741	98,116	488,901	40.7
45	0.01236	97,389	484,175	36.0
50	0.01959	96,185	476,489	31.4
55	0.02921	94,301	464,986	27.0
60	0.04177	91,546	448,707	22.8
65	0.06355	87,722	425,524	18.6
70	0.10412	82,148	391,254	14.7
75	0.19060	73,595	335,166	11.1
80	0.32455	59,567	251,091	8.1
85	0.49732	40,235	149,964	5.8
90	0.67980	20,225	63,235	4.0
95	0.83233	6,476	16,136	2.8
100 +	1.00000	1,086	2,196	2.0
여자 Female				
0세 Year old	0.00244	100,000	99,791	85.7
1	0.00057	99,756	398,893	84.9
5	0.00034	99,699	498,402	81.0
10	0.00036	99,665	498,243	76.0
15	0.00071	99,629	497,989	71.0
20	0.00102	99,559	497,551	66.1
25	0.00141	99,457	496,949	61.1
30	0.00206	99,317	496,107	56.2
35	0.00280	99,112	494,898	51.3
40	0.00386	98,835	493,270	46.5
45	0.00542	98,454	491,020	41.6
50	0.00726	97,920	487,871	36.8
55	0.00975	97,209	483,793	32.1
60	0.01460	96,261	478,049	27.4
65	0.02458	94,856	468,972	22.7
70	0.04671	92,524	453,072	18.3
75	0.09779	88,203	421,613	14.0
80	0.20136	79,578	361,453	10.2
85	0.37307	63,554	260,565	7.1
90	0.58463	39,844	138,382	4.8
95	0.77811	16,550	45,592	3.3
100 +	1.00000	3,672	8,285	2.3

자료 : 통계청 "2017 생명표", 2018

Source : NSO "2017 Life Tables for Korea", 2018

제Ⅶ-4표

Table Ⅶ-4

연령별 성별

Estimates of midyear Population

가정별	연령 Age	2020			2025		
		계 T	남 M	여 F	계 T	남 M	여 F
고위	계 Total	51,935,130	26,028,126	25,907,004	52,722,628	26,397,439	26,325,189
	0 - 4세	1,839,069	943,223	895,846	1,873,385	961,591	911,794
	5 - 9세	2,276,513	1,167,891	1,108,622	1,833,446	940,110	893,336
	10 - 14세	2,242,918	1,157,155	1,085,763	2,273,610	1,166,117	1,107,493
	15 - 19세	2,496,761	1,297,853	1,198,908	2,247,321	1,158,510	1,088,811
	20 - 24세	3,356,718	1,763,998	1,592,720	2,562,847	1,332,691	1,230,156
	25 - 29세	3,653,809	1,961,869	1,691,940	3,471,624	1,819,594	1,652,030
	30 - 34세	3,325,829	1,761,926	1,563,903	3,713,117	1,993,702	1,719,415
	35 - 39세	3,888,662	2,019,344	1,869,318	3,353,042	1,774,113	1,578,929
	40 - 44세	3,895,702	1,998,229	1,897,473	3,905,592	2,024,522	1,881,070
	45 - 49세	4,406,727	2,242,544	2,164,183	3,919,637	2,004,436	1,915,201
	50 - 54세	4,349,049	2,186,557	2,162,492	4,422,753	2,242,588	2,180,165
	55 - 59세	4,247,281	2,129,289	2,117,992	4,338,516	2,169,333	2,169,183
	60 - 64세	3,817,382	1,879,729	1,937,653	4,205,040	2,091,343	2,113,697
	65 - 69세	2,662,203	1,280,709	1,381,494	3,733,309	1,814,560	1,918,749
	70 - 74세	1,993,180	930,819	1,062,361	2,553,461	1,201,951	1,351,510
	75 - 79세	1,603,765	684,474	919,291	1,833,698	824,463	1,009,235
	80세 이상	1,879,562	622,517	1,257,045	2,482,230	877,815	1,604,415
중위	계 Total	51,780,579	25,945,737	25,834,842	51,905,126	25,974,283	25,930,843
	0 - 4세	1,781,372	913,646	867,726	1,503,772	771,935	731,837
	5 - 9세	2,274,368	1,166,742	1,107,626	1,770,415	907,764	862,651
	10 - 14세	2,241,098	1,156,254	1,084,844	2,266,404	1,162,421	1,103,983
	15 - 19세	2,491,002	1,295,123	1,195,879	2,238,045	1,154,168	1,083,877
	20 - 24세	3,334,536	1,752,129	1,582,407	2,520,744	1,312,816	1,207,928
	25 - 29세	3,637,249	1,951,603	1,685,646	3,401,461	1,781,587	1,619,874
	30 - 34세	3,319,618	1,758,425	1,561,193	3,673,379	1,971,612	1,701,767
	35 - 39세	3,883,932	2,017,000	1,866,932	3,332,749	1,763,739	1,569,010
	40 - 44세	3,891,003	1,995,884	1,895,119	3,887,252	2,015,576	1,871,676
	45 - 49세	4,400,725	2,238,898	2,161,827	3,899,226	1,993,418	1,905,808
	50 - 54세	4,343,767	2,183,366	2,160,401	4,399,141	2,228,682	2,170,459
	55 - 59세	4,243,280	2,126,847	2,116,433	4,317,162	2,156,972	2,160,190
	60 - 64세	3,813,197	1,877,159	1,936,038	4,184,216	2,078,682	2,105,534
	65 - 69세	2,659,790	1,279,317	1,380,473	3,713,701	1,802,584	1,911,117
	70 - 74세	1,990,720	929,580	1,061,140	2,538,413	1,193,444	1,344,969
	75 - 79세	1,600,813	683,099	917,714	1,817,779	816,218	1,001,561
	80세 이상	1,874,109	620,665	1,253,444	2,441,267	862,665	1,578,602
저위	계 Total	51,643,839	25,873,571	25,770,268	51,229,784	25,625,895	25,603,889
	0 - 4세	1,741,521	893,241	848,280	1,257,500	645,605	611,895
	5 - 9세	2,272,254	1,165,609	1,106,645	1,725,505	884,738	840,767
	10 - 14세	2,239,303	1,155,371	1,083,932	2,259,387	1,158,829	1,100,558
	15 - 19세	2,485,287	1,292,422	1,192,865	2,229,364	1,150,091	1,079,273
	20 - 24세	3,313,504	1,740,904	1,572,600	2,482,464	1,294,739	1,187,725
	25 - 29세	3,621,367	1,941,838	1,679,529	3,335,843	1,746,068	1,589,775
	30 - 34세	3,313,643	1,755,077	1,558,566	3,635,978	1,950,716	1,685,262
	35 - 39세	3,879,301	2,014,712	1,864,589	3,313,573	1,753,810	1,559,763
	40 - 44세	3,886,345	1,993,541	1,892,804	3,869,494	2,006,777	1,862,717
	45 - 49세	4,394,796	2,235,296	2,159,500	3,879,471	1,982,608	1,896,863
	50 - 54세	4,338,492	2,180,215	2,158,277	4,375,951	2,214,944	2,161,007
	55 - 59세	4,239,138	2,124,381	2,114,757	4,295,537	2,144,450	2,151,087
	60 - 64세	3,808,775	1,874,522	1,934,253	4,162,232	2,065,450	2,096,782
	65 - 69세	2,657,061	1,277,820	1,379,241	3,691,969	1,789,607	1,902,362
	70 - 74세	1,987,967	928,268	1,059,699	2,521,261	1,184,029	1,337,232
	75 - 79세	1,597,450	681,651	915,799	1,799,677	807,162	992,515
	80세 이상	1,867,635	618,703	1,248,932	2,394,578	846,272	1,548,306

자료 : 통계청 "장래인구추계", 2017

추계인구

by Age and Gender

(단위 : 명)

Unit : Person

2030			2035		
계 T	남 M	여 F	계 T	남 M	여 F
53,413,874	26,692,577	26,721,297	53,742,217	26,792,428	26,949,789
2,086,672	1,071,052	1,015,620	2,019,205	1,036,445	982,760
1,869,174	959,218	909,956	2,081,167	1,068,034	1,013,133
1,831,289	938,820	892,469	1,866,562	957,713	908,849
2,272,324	1,164,758	1,107,566	1,830,431	937,856	892,575
2,269,642	1,165,960	1,103,682	2,281,596	1,164,932	1,116,664
2,637,394	1,356,420	1,280,974	2,326,938	1,176,512	1,150,426
3,525,384	1,841,907	1,683,477	2,684,829	1,372,643	1,312,186
3,742,185	2,005,348	1,736,837	3,554,798	1,853,242	1,701,556
3,372,454	1,781,104	1,591,350	3,763,096	2,013,776	1,749,320
3,932,015	2,032,610	1,899,405	3,399,472	1,790,504	1,608,968
3,942,439	2,008,359	1,934,080	3,958,786	2,039,297	1,919,489
4,426,028	2,232,656	2,193,372	3,955,677	2,005,801	1,949,876
4,315,507	2,143,201	2,172,306	4,415,137	2,214,754	2,200,383
4,136,256	2,035,337	2,100,919	4,264,464	2,099,817	2,164,647
3,606,770	1,721,293	1,885,477	4,017,164	1,946,270	2,070,894
2,376,937	1,082,662	1,294,275	3,386,552	1,570,493	1,816,059
3,071,404	1,151,872	1,919,532	3,936,343	1,544,339	2,392,004
51,926,953			51,629,895	25,744,375	25,885,520
1,740,701	893,586	847,115	1,719,698	882,816	836,882
1,495,496	767,486	728,010	1,729,821	887,809	842,012
1,763,893	904,270	859,623	1,490,023	764,562	725,461
2,258,580	1,158,161	1,100,419	1,757,614	900,913	856,701
2,233,663	1,152,223	1,081,440	2,245,251	1,151,483	1,093,768
2,555,550	1,319,520	1,236,030	2,257,521	1,151,153	1,106,368
3,428,572	1,793,221	1,635,351	2,578,740	1,327,677	1,251,063
3,683,932	1,975,243	1,708,689	3,438,963	1,796,916	1,642,047
3,337,184	1,763,968	1,573,216	3,688,490	1,976,166	1,712,324
3,894,909	2,013,926	1,880,983	3,346,529	1,764,465	1,582,064
3,901,729	1,986,802	1,914,927	3,900,529	2,009,786	1,890,743
4,380,717	2,207,500	2,173,217	3,893,364	1,973,433	1,919,931
4,272,454	2,118,655	2,153,799	4,346,077	2,176,416	2,169,661
4,094,210	2,010,216	2,083,994	4,198,576	2,061,907	2,136,669
3,566,417	1,697,940	1,868,477	3,950,756	1,907,639	2,043,117
2,342,014	1,064,249	1,277,765	3,316,669	1,532,252	1,784,417
2,976,932	1,116,349	1,860,583	3,771,274	1,478,982	2,292,292
50,654,262			49,711,817	24,792,915	24,918,902
1,467,178	753,290	713,888	1,442,325	740,552	701,773
1,245,758	639,394	606,364	1,450,310	744,466	705,844
1,714,896	879,191	835,705	1,237,523	635,094	602,429
2,245,288	1,151,770	1,093,518	1,702,764	873,297	829,467
2,200,658	1,139,353	1,061,305	2,207,052	1,138,097	1,068,955
2,481,203	1,285,737	1,195,466	2,188,361	1,126,412	1,061,949
3,338,962	1,747,846	1,591,116	2,477,009	1,285,245	1,191,764
3,629,462	1,946,696	1,682,766	3,327,971	1,743,313	1,584,658
3,303,828	1,747,400	1,556,428	3,615,579	1,939,408	1,676,171
3,859,080	1,995,421	1,863,659	3,292,876	1,737,969	1,554,907
3,862,277	1,965,399	1,896,878	3,840,009	1,978,890	1,861,119
4,335,650	2,181,930	2,153,720	3,828,306	1,939,271	1,889,035
4,227,834	2,092,760	2,135,074	4,272,989	2,135,284	2,137,705
4,048,147	1,982,467	2,065,680	4,126,717	2,019,942	2,106,775
3,520,273	1,671,126	1,849,147	3,875,544	1,863,417	2,012,127
2,301,653	1,042,778	1,258,875	3,236,028	1,487,626	1,748,402
2,872,115	1,076,080	1,796,035	3,590,454	1,404,632	2,185,822

Source : National Statistical Office "Trend of Population Projection", 2016

구 분 Division	총 계 Total	15세 이상 인구 Population 15 years Old & Over								
		경제활동인구 Economically Active Population								
		계 Total			취업자 Employed			실업자 Unemployed		
		계 Total	남 Male	여 Female	계 Total	남 Male	여 Female	계 Total	남 Male	여 Female
		전 국								
2010	40,825	24,956	14,622	10,355	24,033	14,041	9,992	924	580	343
2011	41,387	25,389	14,869	10,520	24,527	14,333	10,193	863	536	327
2012	41,857	25,781	15,077	10,704	24,955	14,568	10,387	826	509	317
2013	42,304	26,108	15,245	10,862	25,299	14,745	10,554	808	500	308
2014	42,795	26,836	15,607	11,229	25,897	15,057	10,840	939	550	389
2015	43,239	27,153	15,728	11,426	26,178	15,156	11,022	976	572	404
2016	43,606	27,418	15,836	11,583	26,409	15,241	11,168	1,009	594	415
2017	43,931	27,748	15,975	11,773	26,725	15,368	11,356	1,023	607	416
2018	44,182	27,895	16,002	11,893	26,822	15,372	11,450	1,073	630	443
		농 가								
2010	2,706	1,949	1,110	875	1,925	1,095	866	24	16	9
2011	2,759	1,985	1,113	896	1,961	1,097	878	25	17	8
2012	2,754	1,999	1,131	894	1,975	1,117	885	24	14	9
2013	2,725	2,025	1,121	881	2,002	1,109	871	23	12	9
2014	2,656	2,002	1,109	859	1,980	1,094	851	22	15	8
2015	2,414	1,968	1,021	773	1,945	1,003	764	24	18	10
2016	2,117	1,795	908	689	1,767	897	683	28	12	6
2017	2,123	1,597	914	678	1,579	901	671	18	13	8
2018	2,184	1,665	945	720	1,646	932	713	20	13	7
		비 농 가								
2010	38,066	22,971	13,511	9,460	22,072	12,947	9,126	899	565	334
2011	38,626	23,390	13,756	9,634	22,552	13,237	9,315	838	519	319
2012	39,103	23,756	13,946	9,810	22,953	13,451	9,501	803	495	308
2013	39,578	24,106	14,124	9,982	23,320	13,637	9,683	787	488	299
2014	40,139	24,867	14,498	10,369	23,953	13,964	9,989	915	535	380
2015	40,826	25,359	14,707	10,652	24,411	14,153	10,258	948	554	394
2016	41,489	25,822	14,927	10,894	24,830	14,345	10,485	992	583	409
2017	41,808	26,155	15,061	11,094	25,153	14,467	10,686	1,002	594	408
2018	41,998	26,230	15,057	11,173	25,177	14,440	10,373	1,053	617	436

자료 : 통계청 "한국통계연감", 2018

취업자수 및 실업자수

Population, Employed and Unemployed

(단위 : 천명)

Unit : Thousand Person

비경제활동인구 Non-economicallyActivePopulation			경제활동참가율(%) Labor Participation Rate			취업률(%) Employment Rate			실업률(%) Unemployment Rate		
계 Total	남 Male	여 Female	계 Total	남 Male	여 Female	계 Total	남 Male	여 Female	계 Total	남 Male	여 Female
Whole Country											
15,868	5,357	10,511	61.1	73.2	49.6	58.9	70.3	47.9	3.7	4.0	3.3
15,998	5,399	10,599	61.3	73.4	49.8	59.3	70.7	48.3	3.4	3.6	3.0
16,076	5,423	10,653	61.6	73.5	50.1	59.6	71.1	48.6	3.2	3.4	3.0
16,196	5,483	10,713	61.7	73.5	50.3	59.8	71.1	48.9	3.1	3.3	2.8
15,959	5,382	10,578	62.7	74.4	51.5	60.5	71.7	49.7	3.5	3.5	3.5
16,086	5,494	10,592	62.8	74.1	51.9	60.5	71.4	50.1	3.6	3.6	3.3
16,187	5,565	10,622	62.9	74.0	52.2	60.6	71.2	50.3	3.7	3.8	3.6
16,183	5,598	10,585	63.2	74.1	52.7	60.8	71.2	50.8	3.7	3.8	3.5
16,287	5,697	10,590	63.1	73.7	52.9	60.7	70.8	50.9	3.8	3.9	3.7
Farm Household											
758	267	507	72.0	80.6	63.3	71.1	79.5	62.7	1.2	1.4	1.0
773	273	490	72.4	80.3	64.4	71.5	79.1	63.8	1.2	1.5	0.8
762	256	474	73.5	81.6	65.4	72.7	80.6	64.7	1.1	1.2	1.0
729	246	478	73.6	82.0	64.8	72.7	81.1	64.2	1.1	1.1	1.1
724	232	455	74.1	82.7	65.4	73.2	81.5	64.7	1.2	1.4	1.0
688	218	401	74.4	82.4	65.9	73.2	80.9	65.1	1.5	1.8	1.2
619	183	337	74.4	83.2	67.1	74.6	82.2	66.5	1.1	1.3	0.9
520	195	335	75.0	82.5	66.9	74.1	81.3	66.2	1.3	1.5	1.1
519	190	329	76.2	83.3	68.6	75.3	82.1	68.0	1.2	1.4	0.9
Non-farm Farm Household											
15,095	5,090	10,005	60.3	72.6	49	58.0	69.6	46.9	3.9	4.2	3.5
15,236	5,127	10,109	60.6	72.8	49	58.4	70.1	47.2	3.6	3.8	3.3
15,347	5,168	10,179	60.8	73.0	49	58.7	70.4	47.5	3.4	3.5	3.1
14,473	5,237	10,236	60.9	73.0	49	58.9	70.4	47.9	3.3	3.5	3.0
15,272	5,149	10,122	62.0	73.8	51	59.7	71.1	48.7	3.7	3.7	3.7
15,467	5,276	10,191	62.1	73.6	51	59.8	70.8	49.2	3.7	3.8	3.7
15,667	5,382	10,285	62.2	73.5	51	59.8	70.6	49.5	3.8	3.9	3.8
15,653	5,403	10,250	62.6	73.6	52	60.2	70.7	50.1	3.8	3.9	3.7
15,768	5,507	10,261	62.5	73.2	52	59.9	70.2	50.1	4.0	4.1	3.9

Source : NSO "Korea Statistical Yearbook", 2018

제Ⅶ-6표

Table VII-6

기대여명(OECD)

Life Expectancy at Each Age(OECD)

(단위 : 연)

Unit : Year

구 분 Division	2005	2007	2008	2009	2010	2011	2012	2013	2014	2015	2016	2017
호 주 Australia	80.9	81.4	81.5	81.6	81.8	82.0	82.1	82.2	82.4	82.5	82.5	82.6
오 스트 리 아 Austria	79.4	80.2	80.5	80.4	80.7	81.1	81.0	81.2	81.6	81.3	81.7	81.7
벨 기 에 Belgium	79.1	79.9	79.8	80.1	80.3	80.7	80.5	80.7	81.4	81.1	81.5	81.6
캐 나 다 Canada	80.1	80.7	80.8	81.0	0.0	81.5	-	0.0	-	-	-	82.0
체 코 Czech Republic	77.9	77.8	77.8	78.8	79.0	78.0	78.2	78.3	78.9	78.7	79.1	79.1
덴 마 크 Denmark	78.3	78.4	78.7	79.0	79.3	79.9	80.1	80.4	80.8	80.8	80.9	81.2
핀 란 드 Finland	79.1	79.6	79.9	80.1	80.2	80.6	80.7	81.1	81.3	82.4	81.5	81.7
프 랑 스 France	80.3	81.2	81.3	81.5	81.8	82.2	82.1	82.3	82.8	82.4	-	82.6
독 일 Germany	79.4	80.0	80.1	80.3	80.5	80.8	81.0	80.9	81.2	80.7	81.1	81.1
그 리 스 Greece	79.2	79.5	80.0	80.3	80.6	80.8	80.7	81.4	81.5	81.1	81.5	81.4
헝 가 리 Hungary	73.0	73.6	74.2	74.4	74.7	75.0	75.2	75.7	75.9	75.7	76.2	75.9
아 이 슬 랜 드 Iceland	81.6	81.5	81.7	81.8	82.0	82.4	83.0	82.1	82.9	82.5	82.3	82.7
아 일 랜 드 Ireland	79.4	79.7	80.1	80.2	81.0	80.8	81.0	81.1	81.4	81.5	81.8	82.2
이 탈 리 아 Italy	80.8	81.5	81.8	82.0	82.4	82.3	82.3	82.8	83.2	82.6	83.3	83.0
일 본 Japan	82.0	82.6	82.7	83.0	82.9	82.7	83.2	83.4	83.7	83.9	84.1	84.2
한 국 Korea	78.5	79.4	79.9	80.4	80.6	81.0	81.3	81.8	82.2	82.1	82.4	82.7
룩셈부르크 Luxembourg	79.5	79.5	80.6	80.7	80.7	81.1	81.5	81.9	82.3	82.4	82.8	82.2
멕시코 Mexico	74.0	74.2	74.1	74.0	74.1	74.2	74.4	74.6	74.8	75.0	75.2	75.4
네덜란드 Netherlands	79.5	80.3	80.5	80.8	81.0	81.3	81.2	81.4	81.8	81.6	81.6	81.8
뉴질랜드 New Zealand	79.8	80.2	80.4	80.8	81.0	81.2	81.5	81.4	81.6	81.7	81.7	81.9
노르웨이 Norway	80.3	80.6	80.8	81.0	81.2	81.4	81.5	81.8	82.2	82.4	82.5	82.7
폴란드 Poland	75.1	75.4	75.7	75.8	76.4	76.9	76.9	77.1	77.7	81.2	78.0	77.9
포르투갈 Portugal	78.1	79.1	79.3	79.6	79.8	80.6	80.5	80.8	81.2	81.2	81.2	81.5
슬로바키아 Slovakia	74.2	74.5	74.9	75.3	75.5	76.1	76.2	76.5	76.9	76.7	77.3	77.3
스페인 Spain	80.4	81.2	81.5	81.8	82.2	82.6	82.5	83.2	83.3	83.0	83.4	83.4
스웨덴 Sweden	80.7	81.1	81.3	81.5	81.6	81.9	81.8	82.0	82.3	82.3	82.4	82.5
스위스 Switzerland	81.4	82.0	82.2	82.3	82.6	82.8	82.8	82.9	83.3	83.0	83.7	83.6
터키 Turkey	73.1	73.7	73.9	74.1	74.3	74.6	74.6	78.0	78.0	78.0	78.0	78.1
영국 United Kingdom	79.2	79.7	79.9	80.4	80.7	81.0	81.0	81.1	81.4	81.0	81.2	81.3
미국 United States	77.4	77.9	78.1	78.5	78.7	78.7	78.8	78.8	78.8	78.8	78.6	78.6

자료 : OECD Health Data, 2019

제Ⅶ-7표

Table Ⅶ-7

영아사망률(OECD) Neonatal Mortality Rates(OECD)

(단위: 천명당)

Unit: Per 1,000 Person

구 분 Division	2005	2007	2008	2009	2010	2011	2012	2013	2014	2015	2016	2017
호 주 Australia	5.0	4.2	4.1	4.3	4.1	3.8	3.3	3.6	3.4	3.2	3.1	3.3
오 스트 리 아 Austria	4.2	3.7	3.7	3.8	3.9	3.6	3.2	3.1	3.0	3.1	3.1	2.9
벨 기 에 Belgium	3.7	3.9	3.8	3.5	3.6	3.4	3.8	3.5	3.4	3.3	3.2	3.6
캐 나 다 Canada	5.4	5.1	5.1	4.9	5.0	4.9	4.8	-	-	-	-	4.5
체 코 Czech Republic	3.4	3.1	2.8	2.9	2.7	2.7	2.6	2.5	2.4	2.5	2.8	2.7
덴 마 크 Denmark	4.4	4.0	4.0	3.1	3.4	3.5	3.4	3.5	4.0	3.7	3.1	3.8
핀 란 드 Finland	3.0	2.7	2.6	2.6	2.3	2.4	2.4	1.8	2.2	1.7	1.9	2.0
프 랑 스 France	3.8	3.8	3.8	3.9	3.6	3.5	3.5	3.6	3.5	3.7	3.7	3.9
독 일 Germany	3.9	3.9	3.5	3.5	3.4	3.6	3.3	3.3	3.2	3.3	3.4	3.3
그 리 스 Greece	3.8	3.5	2.7	3.1	3.8	3.4	2.9	3.7	3.8	4.0	4.2	3.5
헝 가 리 Hungary	6.2	5.9	5.6	5.1	5.3	4.9	4.9	5.0	4.5	4.2	3.9	3.5
아 이 슬 랜 드 Iceland	2.3	2.0	2.5	1.8	2.2	0.9	1.1	1.8	2.1	2.2	0.7	2.7
아 일 랜 드 Ireland	4.0	3.3	3.4	3.3	3.8	3.5	3.5	3.5	3.3	3.4	3.0	3.0
이 탈 리 아 Italy	3.8	3.5	3.3	3.9	3.4	2.9	2.9	2.9	2.8	2.9	2.8	2.7
일 본 Japan	2.8	2.6	2.6	2.4	2.3	2.3	2.2	2.1	2.1	2.1	2.0	-
한 국 Korea	5	4	3.5	3.2	3.2	3.0	2.9	3.0	3.0	2.7	2.8	2.8
룩셈부르크 Luxembourg	2.6	1.8	1.8	2.5	3.4	4.3	2.5	3.9	2.8	2.8	3.8	3.2
멕시코 Mexico	16.9	15.7	15.1	14.6	14.1	13.7	13.3	13.0	12.5	12.5	12.1	12.1
네덜란드 Netherlands	4.9	4.1	3.8	3.8	3.8	3.6	3.7	3.8	3.6	3.3	3.5	3.6
뉴질랜드 New Zealand	5.0	4.8	5.0	5.2	5.5	5.2	-	-	-	-	-	-
노르웨이 Norway	3.1	3.1	2.7	3.1	2.8	2.4	2.5	2.4	2.4	2.3	2.2	2.3
폴란드 Poland	6.4	6.0	5.6	5.6	5.0	4.7	4.6	4.6	4.2	4.0	4.0	4.0
포르투갈 Portugal	3.5	3.4	3.3	3.6	2.5	3.1	3.4	2.9	2.9	2.9	3.2	2.7
슬로바키아 Slovakia	4.1	2.8	2.4	2.4	2.5	4.9	5.8	5.5	5.8	5.1	5.4	4.5
스페인 Spain	3.7	3.4	3.3	3.2	3.2	3.2	3.1	2.7	2.9	2.7	2.7	2.7
스웨덴 Sweden	2.4	2.5	2.5	2.5	2.5	2.1	2.6	2.7	2.2	2.5	2.5	2.4
스위스 Switzerland	4.2	3.9	4.0	4.3	3.8	3.8	3.6	3.9	3.9	3.9	3.6	3.5
터키 Turkey	21.4	13.9	12.1	10.2	7.8	7.7	7.4	10.8	11.1	10.7	10.0	9.2
영국 United Kingdom	5.1	4.8	4.7	4.6	4.2	4.3	4.1	3.9	3.9	3.9	3.8	3.9
미국 United States	6.9	6.8	6.6	6.4	6.2	6.1	6.0	6.0	6.0	5.8	0.0	5.8

Source: OECD Health Data, 2019

제Ⅶ-8표

Table VII-8

입원진료 병상수(OECD)

Inpatient Care Beds(OECD)

(단위 : 인구 천명당)

Unit : Per 1,000 Population

구 분 Division	2005	2007	2008	2009	2010	2011	2012	2013	2014	2015	2016	2017
호 주 Australia	3.9	-	3.8	4	3.8	3.8	3.8	3.7	3.7	3.8	-	-
오 스 트 리 아 Austria	7.7	7.8	7.7	7.7	7.6	7.7	7.7	7.7	7.6	7.6	7.4	7.4
벨 기 에 Belgium	7.4	6.6	6.6	6.5	6.4	6.4	6.3	6.3	6.2	6.2	5.7	5.7
캐 나 다 Canada	3.1	2.9	2.7	2.7	2.8	2.7	-	-	-	-	2.6	2.5
체 코 Czech Republic	7.6	7.3	7.2	7.1	7.0	6.8	6.7	6.5	6.5	6.5	6.9	6.6
덴 마 크 Denmark	3.9	3.7	3.6	3.5	3.5	3.1	-	3.1	2.7	2.5	2.6	2.6
핀 란 드 Finland	7.1	6.7	6.6	6.3	5.9	5.5	5.3	4.9	4.5	4.4	4.0	3.3
프 랑 스 France	7.2	7.1	6.9	6.7	6.4	6.4	6.3	6.3	6.2	6.1	6.1	6.0
독 일 Germany	8.5	8.2	8.2	8.2	8.3	8.2	8.3	8.3	8.2	8.1	8.1	8.0
그 리 스 Greece	4.7	4.8	4.8	8.2	8.3	8.2	8.3	8.3	8.2	4.3	4.2	4.2
헝 가 리 Hungary	7.9	7.2	7.1	7.1	7.2	7.2	7.0	7.0	7.0	7.0	7.0	7.0
아 이 슬 랜 드 Iceland	-	4	4	3.7	3.6	3.3	3.3	3.2	3.2	3.1	3.1	3.1
아 일 랜 드 Ireland	5.5	5.2	4.9	3.3	3.1	3.0	2.8	2.8	2.6	2.6	-	3.0
이 탈 리 아 Italy	4.0	3.8	3.7	3.6	3.6	3.5	3.4	3.1	3.1	3.2	-	3.2
일 본 Japan	14.1	13.9	13.8	13.7	13.5	13.4	13.4	13.3	13.2	13.2	13.1	13.1
한 국 Korea	5.9	7.3	7.7	8.2	8.8	9.6	10.3	11.0	11.7	11.5	12.0	12.3
룩 섴 부 르 크 Luxembourg	6	5.7	5.6	5.5	5.4	5.3	5.2	5.1	5.7	4.8	4.8	4.7
멕 시 코 Mexico	1.8	1.7	1.7	1.7	1.7	1.6	1.6	1.6	1.6	1.5	1.5	1.4
네 델 란 드 Netherlands	4.5	4.7	4.7	4.7	-	-	-	-	-	-	3.6	3.3
뉴 질 랜 드 New Zealand	-	-	-	2	3	2.8	2.8	2.8	2.8	2.7	2.7	2.7
노 르 웨 이 Norway	4.0	3.8	3.5	3.4	3.3	4.2	4.0	3.9	3.8	3.8	3.7	3.6
폴 란 드 Poland	7	6.4	6.6	6.7	6.5	6.6	6.5	6.6	6.6	6.6	6.6	6.6
포 르 투 갈 Portugal	3.5	3.4	3.4	3.4	3.4	3.4	3.4	3.4	3.3	3.4	3.4	3.4
슬 로 바 키 아 Slovakia	6.8	6.8	6.6	6.5	6.4	6.1	5.9	5.8	5.8	5.8	5.8	5.8
스 페 인 Spain	3.4	3.3	3.2	3.2	3.2	3.1	3.0	3.0	3.0	3.0	3.0	3.0
스 웨 덴 Sweden	2.9	2.9	2.8	2.8	2.7	2.7	2.6	2.6	2.5	2.4	2.3	2.2
스 위 스 Switzerland	5.5	5.4	5.2	5.1	5.0	4.9	4.8	4.7	4.6	2.4	4.6	4.5
터 키 Turkey	2.3	2.3	2.3	2.4	2.5	2.5	2.7	2.7	2.7	2.7	2.8	2.8
영 국 United Kingdom	3.8	3.5	3.4	3.3	3.0	2.9	2.8	2.8	2.7	2.6	2.6	2.5
미 국 United States	3.2	3.1	3.1	3.1	3.1	-	-	-	-	-	-	-

자료: OECD Health Data, 2019

제Ⅶ-9표

Table Ⅶ-9

환자 1인당 평균재원일수(OECD)

Average Length of Stay in inpatient care (OECD)

(단위 : 1인당)

Unit : Per Capita

구 분 Division	2005	2007	2008	2009	2010	2011	2012	2013	2014	2015	2016	2017
호 주 Australia	6.2	6.2	6.0	5.9	5.8	5.8	5.7	5.5	5.5	5.5	-	-
오 스 트 리 아 Austria	8.0	7.9	7.9	7.8	7.9	7.8	7.9	8.1	8.2	8.5	8.2	8.3
벨 기 에 Belgium	7.4	7.2	7.1	7.0	6.9	6.8	6.7	6.6	6.5	7.6	7.5	7.3
캐 나 다 Canada	7.2	7.5	7.7	7.7	7.7	7.4	7.6	8.2	8.2	7.4	7.5	7.4
체 코 Czech Republic	10.7	10.4	10.2	10.2	10.2	9.8	9.5	9.4	9.4	9.3	9.3	9.3
덴 마 크 Denmark	5.4	5.2	5.2	4.8	4.6	5.7	5.7	5.6	5.6	5.5	5.4	-
핀 란 드 Finland	12.5	12.9	12.4	12.5	11.6	11.2	11.0	10.6	10.5	9.4	8.6	8.2
프 랑 스 France	5.8	5.7	5.7	5.6	5.7	5.6	5.6	5.6	5.6	10.1	-	-
독 일 Germany	10.2	10.1	9.8	9.7	9.5	9.3	9.2	9.1	9.0	9.0	8.9	8.9
그 리 스 Greece	8.0	6.9	6.6	6.7	6.6	7.0	-	-	-	-	-	-
헝 가 리 Hungary	8.8	8.9	9.2	9.3	8.8	9.3	9.6	9.3	9.5	9.5	9.5	9.6
아 이 슬 랜 드 Iceland	5.4	6.2	6.2	6.1	6.1	5.9	5.6	5.6	5.6	6.4	6.2	6.1
아 일 랜 드 Ireland	6.5	6.2	6.2	6.1	6.1	5.9	5.6	5.6	5.6	6.3	6.0	6.1
이 탈 리 아 Italy	7.4	7.5	7.6	7.6	7.6	7.7	7.7	7.7	7.8	7.8	7.8	7.8
일 본 Japan	19.8	19.0	18.8	18.5	18.2	17.9	17.5	17.2	16.9	29.1	28.5	28.2
한 국 Korea	15	-	18	15.7	15.8	16.4	16.1	16.5	16.5	16.1	18.1	18.5
룩셈부르크 Luxembourg	8.5	8.5	8.5	8.6	8.8	8.4	8.4	8.7	8.7	9.1	9.1	8.9
멕시코 Mexico	4.0	4.1	3.9	3.9	3.9	3.9	3.9	4.0	3.6	6.2	3.8	3.7
네덜란드 Netherlands	6.8	6.3	6.1	5.8	5.6	5.3	5.2	-	-	6.2	5.0	5.0
뉴질랜드 New Zealand	8.8	9.1	9.3	9.0	8.8	8.7	8.2	7.6	-	-	-	-
노르웨이 Norway	5.1	5.0	4.8	4.6	4.5	-	5.7	5.6	5.6	6.7	6.9	6.5
폴란드 Poland	8.2	7.8	7.9	7.7	7.6	7.4	7.1	7.0	6.9	7.3	7.1	7.0
포르투갈 Portugal	6.7	7.1	7.2	7.3	7.3	7	7.4	7.5	7.5	8.8	9.0	9.1
슬로바키아 Slovakia	8.3	8.0	7.8	7.7	7.5	7.3	7.4	6.8	6.9	7.2	7.4	7.3
스페인 Spain	7.1	7.2	7.0	6.9	6.8	6.7	6.7	6.6	6.6	7.3	7.3	7.3
스웨덴 Sweden	6.6	6.5	6.5	6.3	6.0	-	-	5.8	5.8	5.9	5.8	5.7
스위스 Switzerland	10.6	9.7	9.5	9.2	9.0	8.8	8.6	-	8.5	8.4	8.3	8.1
터키 Turkey	-	5	4.3	4.3	4.1	3.9	4.0	3.9	4.0	3.9	4.0	4.1
영국 United Kingdom	8.7	7.9	7.7	7.5	7.4	7.0	7.0	7.0	6.9	7.0	7.1	6.9
미국 United States	4.8	4.8	4.9	4.9	4.8	-	-	-	-	-	-	-

Source : OECD Health Data, 2019

건강보험통계연보 해설서

Guide for National Health Insurance Statistical Yearbook

제 I 편

건강보험일반현황

General Statistics in Health Insurance

통계표 명	제 I-1표 연도별 보험자수 현황
개 요	○ 건강보험 제도운영과 보건의료제도에 대한 참고자료로 활용할 수 있음
작성기준	○ 대상 : 국민건강보험공단의 조직체계 ○ 연도말 기준
용어정의	○ 국민건강보험공단 : 국민의 질병·부상에 대한 예방·진단·치료·재활·출산·사망 및 건강 증진에 대하여 보험 서비스를 제공함으로써 사회보장을 증진시키기 위해 설립된 특수 공법인 ○ 직장 : 근로자, 사용자, 공무원, 교직원, 임의계속가입자, 건설일용직에 해당하는 사람 ○ 공·교 : 공무원 및 사립학교 교직원의 약칭 ○ 지역 : 국내에 거주하는 국민(단, 직장가입자 및 그 피부양자, 유공자 등의 의료급여대상자는 제외), 농어업인, 자영업자 등(세대주, 가입자)
관련부서	국민건강보험공단 빅데이터실 DW통계부(☎ 033-736-2440~6)

통계표 명	제 I-3표 시도별 연령별 성별 적용인구 현황 (의료보장 / 건강보험 / 직장 / 지역 / 의료급여)
개 요	<ul style="list-style-type: none"> ○ 연령별 성별 적용인구 수록 <ul style="list-style-type: none"> - 건강보험(직장/지역) 및 의료급여 가입자의 자격을 유지하고 있는 가입자(세대수) 및 피부양자 현황을 수록 - 가입자 현황을 수록하여 세부적으로 파악할 수 있도록 함
작성기준	<ul style="list-style-type: none"> ○ 연도말 자격 유지자 기준으로 작성 ○ 연령 기준 : 연도말 기준으로 계산
용어정의	<ul style="list-style-type: none"> ○ 의료보장 : 건강보험가입자수 + 의료급여대상자수(1종, 2종) ○ 시도별(16개) : 가입자의 주민등록 실거주지 기준
관련부서	<p>국민건강보험공단 빅데이터실 DW통계부(☎ 033-736-2440~6)</p> <p>국민건강보험공단 급여운영실 의료복지부(☎ 033-736-1868~1870)</p>

통계표 명	제 I-4표 월별 적용인구 현황
개 요	<ul style="list-style-type: none"> ○ 월별 가입자(세대주) 및 피부양자 적용인구 수록 <ul style="list-style-type: none"> - 건강보험 가입자의 자격을 유지하고 있는 가입자(세대주) 및 피부양자를 월별 현황을 수록 - 가입자 현황을 수록하여 세부적으로 파악할 수 있도록 함
작성기준	<ul style="list-style-type: none"> ○ 대상 : 건강보험 적용되는 내국인 및 외국인 ○ 연도말 기준이며, 자격 유지자 기준
용어정의	<ul style="list-style-type: none"> ○ 평균 : 월별 가입자(피부양자) / 12개월 ○ 직장 : 근로자 및 사용자, 공무원·군인·사립학교 교직원 ○ 지역 : 가입자중 직장가입자와 그 피부양자를 제외한 자 ○ 피부양자 : 직장가입자에 의하여 주로 생계를 유지하는 보수 또는 소득이 없는 자로 보험료를 부담하지 않는 자 ○ 세대주(지역) : 세대별 주민등록표에 나타나는 구성원을 대표하는 자 (세대주+비가입세대주)
관련부서	국민건강보험공단 빅데이터실 DW통계부(☎ 033-736-2440~6)

통계표 명	제I-5표 시군구별 적용인구 현황
개 요	<ul style="list-style-type: none"> ○ 시군구별 적용인구 현황 <ul style="list-style-type: none"> - 건강보험 및 의료급여 가입자의 자격을 유지하고 있는 가입자(세대수) 및 피부양자를 연도말 현황을 수록 - 시군구별 적용인원을 수록하여 세부적으로 파악할 수 있도록 함
작성기준	<ul style="list-style-type: none"> ○ 대상 : 건강보험 적용되는 내국인 및 외국인 ○ 연도말 기준이며, 자격 유지자 기준 ○ 사업장수는 사업장 소재지 기준
용어정의	<ul style="list-style-type: none"> ○ 건강보험 : 직장(공·교포함) + 지역 ○ 직장 : 근로자 및 사용자, 공무원·군인·사립학교 교직원 ○ 지역 : 가입자중 직장가입자와 그 피부양자를 제외한 자 ○ 피부양자 : 직장가입자에 의하여 주로 생계를 유지하는 보수 또는 소득이 없는 자로 보험료를 부담하지 않는 자 ○ 세대주(지역) : 세대별 주민등록표에 나타나는 구성원을 대표하는 자(세대주+비가입세대주) ○ 사업장 : 직장가입자의 적용대상이 되는 근로자가 사업주에게 고용되어 근로를 제공하는 장소적 개념의 ‘사업소 또는 사무소’
관련부서	국민건강보험공단 빅데이터실 DW통계부(☎ 033-736-2440~6)

통계표 명	제I-6표 가입자 및 피부양자 사업장 월별 변동현황(직장)
개 요	<ul style="list-style-type: none"> ○ 연도말 직장 가입자의 자격취득자 또는 상실자 현황을 수록 ○ 연도말 직장 가입자의 자격 변동현황을 수록하여 세부적으로 파악할 수 있도록 함
작성기준	<ul style="list-style-type: none"> ○ 대상 : 매월 자격상실자 또는 취득자 기준 직장 적용현황 ○ 매월말 기준이며, 자격 취득 또는 상실 기준
용어정의	<ul style="list-style-type: none"> ○ 직장취득 : 직장가입자 + 직장피부양자의 취득 ○ 직장상실 : 직장가입자 + 직장피부양자의 상실 ○ 사업장가입 개소 : 건강보험 가입 사업장수 ○ 사업장탈퇴 개소 : 건강보험 탈퇴 사업장수 ○ 자격변동 : 직장취득, 직장상실 ○ 월별 : 월중 처리한 대상자
관련부서	국민건강보험공단 빅데이터실 DW통계부(☎ 033-736-2440~6)

통계표 명	제I-6-1표 시도별 월별 세대수 및 가입자 변동현황(지역)
개 요	<ul style="list-style-type: none"> ○ 연도말 지역가입자의 자격 취득자 또는 상실자 현황을 수록 ○ 연도말 지역가입자의 자격 변동현황을 수록하여 세부적으로 파악할 수 있도록 함
작성기준	<ul style="list-style-type: none"> ○ 대상 : 지역가입자 중 매월 자격상실자 또는 취득자 기준 ○ 매월말 자격취득 또는 상실 기준
용어정의	<ul style="list-style-type: none"> ○ 지역취득 : 직장가입자 상실, 피부양자 상실 ○ 지역상실 : 직장가입자 취득, 피부양자 취득 ○ 자격변동 : 지역취득 및 지역상실 ○ 지역취득 기타 : 출생, 주민등록재등록, 국적취득, 영주귀국신규등록 등 ○ 지역상실 기타 : 사망, 실종, 국적상실, 거주불명등록, 해외이주말소 등 ○ 월별 : 월중 처리한 대상자
관련부서	국민건강보험공단 빅데이터실 DW통계부(☎ 033-736-2440~6)

통계표 명	제I-7표 사업장 규모별 적용인구 현황
개 요	○ 연도말 직장가입자의 사업장규모 현황을 수록하여 세부적으로 파악할 수 있도록 함
작성기준	○ 대상 : 연도말 자격유지자의 직장대상
용어정의	<ul style="list-style-type: none"> ○ 사업장 : 직장가입자의 적용대상이 되는 근로자가 사업주에게 고용되어 근로를 제공하는 장소적 개념의 ‘사업소 또는 사무소’ ○ 직장가입자 : 근로자 및 사용자, 공무원·군인·사립학교 교직원, 피부양자 ○ 지역가입자 : 가입자중 직장가입자와 그 피부양자를 제외한 자 ○ 피부양자 : 직장가입자에 의하여 주로 생계를 유지하는 보수 또는 소득이 없는 자로 보험료를 부담하지 않는 자 ○ 공·교 : 공무원 및 사립학교 교직원
관련부서	국민건강보험공단 빅데이터실 DW통계부(☎ 033-736-2440~6)

통계표 명	제 I-8표 시도별 외국인 및 재외국민 적용인구 현황
개 요	<ul style="list-style-type: none"> ○ 외국인 재외국민 가입자현황을 연도말 현황을 수록 ○ 외국인, 재외국민 가입자를 직장가입자, 피부양자, 지역가입자로 구분하여 세부적으로 파악할 수 있도록함
작성기준	○ 대상 : 연도말 자격유지 외국인
용어정의	<ul style="list-style-type: none"> ○ 직장 : 근로자 및 사용자, 공무원·군인·사립학교 교직원, 피부양자 ○ 지역 : 가입자중 직장가입자와 그 피부양자를 제외한 자 ○ 피부양자 : 직장가입자에 의하여 주로 생계를 유지하는 보수 또는 소득이 없는 자로 보험료를 부담하지 않는 자 ○ 세대주(지역) : 세대별 주민등록표에 나타나는 구성원을 대표하는 자 ○ 외국인 : 출입국관리법에 의하여 외국인등록을 한 자 또는 재외동포의 출입국과법적지위에관한 법률에 의하여 국내거소신고를 한 외국국적동포 ○ 재외국민 : 재외동포의출입국과법적지위에 관한법률에 따른 자 중 국내에 거주하는 자로서 국내거소신고를 한 자
관련부서	국민건강보험공단 빅데이터실 DW통계부(☎ 033-736-2440~6)

통계표 명	제 I-9표 지역별 종별 요양기관 현황
개 요	○ 2018년 건강보험요양기관 현황 신고(연도말 기준)
작성기준	○ 대상 : 개설 요양기관 전체 ○ 범위 및 지역 : 전국
용어정의	○ 요양기관 － 국민건강보험법 제42조에 의거, 다음 각 호의 해당 기관 1. 「의료법」에 따라 개설된 의료기관 2. 「약사법」에 따라 등록된 약국 3. 「약사법」제91조에 따라 설립된 한국희귀의약품센터 4. 「지역보건법」에 따른 보건소·보건의료원 및 보건지소 5. 「농어촌 등 보건의료를 위한 특별조치법」에 따라 설치된 보건진료소
관련부서	건강보험심사평가원 의료자원실(☎ 033-739-1606)

통계표 명	제 I-10표 종별 설립구분별 요양기관 현황
개 요	○ 2018년 건강보험요양기관 현황 신고(연도말 기준)
작성기준	○ 대상 : 개설 요양기관 전체 ○ 범위 및 지역 : 전국
용어정의	○ 설립구분 : 국민건강보험법 시행규칙 별지 제 14호 서식에 따라 요양기관이 신고한 설립형태 － 국립, 공립, 학교법인, 특수법인, 종교법인, 사회복지법인, 사단법인, 재단법인, 회사법인, 의료법인, 소비자생활협동조합, 사회적협동조합, 개인, 군병원, 기타
관련부서	건강보험심사평가원 의료자원실(☎ 033-739-1606)

통계표 명	제I-11표 지역별 설립구분별 요양기관 현황
개 요	○ 2018년 건강보험요양기관 현황 신고(연도말 기준)
작성기준	○ 대상 : 개설 요양기관 전체 ○ 범위 및 지역 : 전국
용어정의	○ 설립구분 : 국민건강보험법 시행규칙 별지 제 14호 서식에 따라 요양기관이 신고한 설립형태 － 국립, 공립, 학교법인, 특수법인, 종교법인, 사회복지법인, 사단법인, 재단법인, 회사법인, 의료법인, 소비자생활협동조합, 사회적협동조합, 개인, 군병원, 기타
관련부서	건강보험심사평가원 의료자원실(☎ 033-739-1606)

통계표 명	제I-12표 지역별 표시과목별 의원 현황
개 요	○ 2018년 건강보험요양기관 현황 신고(연도말 기준)
작성기준	○ 대상 : 요양기관 종별이 의원인 개설 요양기관 ○ 범위 및 지역 : 전국
용어정의	○ 표시과목 : 기관명칭에 표시한 개설자의 전문과목 － 전문과목미표시 전문의 : 기관명칭에 전문과목을 표시하지 않은 전문의 개설 의원 － 일반의 : 일반의(비전문의) 개설의원과 법인 개설 등 의원의 합
관련부서	건강보험심사평가원 의료자원실(☎ 033-739-1606)

통계표 명	제 I-13표 요양기관 종별 인력현황 I (의사, 약사 등) (계/ 남자/ 여자)
개 요	○ 2018년 건강보험요양기관 현황 신고(연도말 기준)
작성기준	<ul style="list-style-type: none"> ○ 대상 : 개설 요양기관 전체 ○ 범위 및 지역 : 전국 ○ 산정기준 <ul style="list-style-type: none"> - 의사, 치과의사, 한의사, 약사(한약사), 조산사, 물리치료사의 경우 전속 기준 ※ 약사(한약사)는 '주 16시간 이상' 포함 - 사회복지사, 작업치료사의 경우 상근 기준
용어정의	<ul style="list-style-type: none"> ○ 인력종별 : 국민건강보험법 시행규칙 별지 제 14호 서식에 따라 요양기관이 신고한 인력현황 - 의사, 치과의사, 한의사, 약사(한약사), 조산사, 물리치료사, 사회복지사, 작업치료사
관련부서	건강보험심사평가원 의료자원실(☎ 033-739-1606)

통계표 명	제I-14표 요양기관 종별 인력현황Ⅱ(간호사 및 기타인원)
개 요	○ 2018년 건강보험요양기관 현황 신고(연도말 기준)
작성기준	<ul style="list-style-type: none"> ○ 대상 : 개설 요양기관 전체 ○ 범위 및 지역 : 전국 ○ 산정기준: 요양기관이 신고한 인력종별 총 인원수 현황 기준
용어정의	<ul style="list-style-type: none"> ○ 인력종별 : 국민건강보험법 시행규칙 별지 제 14호 서식에 따라 요양기관이 신고한 인원현황 <ul style="list-style-type: none"> - 간호사, 간호조무사, 임상병리사, 방사선사, 치과기공사, 치과위생사, 의무기록사, 동위원소취급자(일반, 특수), 방사선취급감독자, 영양사, 조리사, 조혈모세포냉동담당자, 안경사, 기타종사자, 정신보건전문원
관련부서	건강보험심사평가원 의료자원실(☎ 033-739-1606)

통계표 명	제 I-15표 요양기관 지역별 인력현황 I (의사, 약사 등) (계/ 남자/ 여자)
개 요	○ 2018년 건강보험요양기관 현황 신고(연도말 기준)
작성기준	○ 대상 : 개설 요양기관 전체 ○ 범위 및 지역 : 전국 ○ 산정기준 － 의사, 치과의사, 한의사, 약사(한약사), 조산사, 물리치료사의 경우 전속 기준 ※ 약사(한약사)는 '주 16시간 이상' 포함 － 사회복지사, 작업치료사의 경우 상근 기준
용어정의	○ 인력종별 : 국민건강보험법 시행규칙 별지 제 14호 서식에 따라 요양기관이 신고한 인력현황 － 의사, 치과의사, 한의사, 약사(한약사), 조산사, 물리치료사, 사회복지사, 작업치료사
관련부서	건강보험심사평가원 의료자원실(☎ 033-739-1606)

통계표 명	제 I-16표 요양기관 지역별 인력현황Ⅱ(간호사 및 기타인원)
개 요	○ 2018년 건강보험요양기관 현황 신고(연도말 기준)
작성기준	<ul style="list-style-type: none"> ○ 대상 : 개설 요양기관 전체 ○ 범위 및 지역 : 전국 ○ 산정기준: 요양기관이 신고한 인력종별 총 인원수 현황 기준
용어정의	<ul style="list-style-type: none"> ○ 인력종별 : 국민건강보험법 시행규칙 별지 제 14호 서식에 따라 요양기관이 신고한 인원현황 <ul style="list-style-type: none"> - 간호사, 간호조무사, 임상병리사, 방사선사, 치과기공사, 치과위생사, 의무기록사, 동위원소취급자(일반, 특수), 방사선취급감독자, 영양사, 조리사, 조혈모세포냉동담당자, 안경사, 기타종사자, 정신보건전문원
관련부서	건강보험심사평가원 의료자원실(☎ 033-739-1606)

통계표 명	제I-17표 요양기관 종별 전문과목별 전문의 현황(계/ 남자/ 여자)
개 요	○ 2018년 건강보험요양기관 현황 신고(연도말 기준)
작성기준	○ 대상 : 의과 26개 진료과목 전문의(전속 기준) ○ 범위 및 지역 : 전국
용어정의	○ 전문과목 구분 － 전문의의 수련 및 자격 인정 등에 관한 규정 제3조(전문의의 전문과목)에 따른 전문과목 분류
관련부서	건강보험심사평가원 의료자원실(☎ 033-739-1606)

통계표 명	제 I-18표 요양기관 지역별 전문과목별 전문의 현황 (계/ 남자/ 여자)
개 요	○ 2018년 건강보험요양기관 현황 신고(연도말 기준)
작성기준	○ 대상 : 의과 26개 진료과목 전문의(전속 기준) ○ 범위 및 지역 : 전국
용어정의	○ 전문과목 구분 - 전문의의 수련 및 자격 인정 등에 관한 규정 제3조(전문의의 전문과목)에 따른 전문과목 분류
관련부서	건강보험심사평가원 의료자원실(☎ 033-739-1606)

통계표 명	제 I-19표 요양기관 종별 입원실 현황
개 요	○ 2018년 건강보험요양기관 현황 신고(연도말 기준)
작성기준	○ 대상 : 개설 요양기관 전체 ○ 범위 및 지역 : 전국
용어정의	<p>○ 입원실</p> <ol style="list-style-type: none"> 1. 질병 등 입원치료 목적의 병상이면서, 입원 치료가 필요하거나 수술 또는 치료 후 지속적인 관찰 등이 필요하다고 판단한 담당 의사의 입원지시에 의해 환자에게 제공되는 시설 2. 응급의료에 관한 법률 제33조에 따른 응급환자를 위한 예비병상(응급환자 진료구역외에 별도 설치)으로서, 건강보험에서 입원료(의학관리료, 간호관리료, 병원관리료)를 지급하는 시설로 제한 <p>※2018.07.01부로 고시변경에 따라 기존 성인소아 중환자실이 성인중환자실 소아중환자실로 분리됨(보건복지부 고시 제2018-116호)</p>
관련부서	건강보험심사평가원 의료자원실(☎ 033-739-1606)

통계표 명	제 I-20표 요양기관 지역별 입원실 현황
개 요	○ 2018년 건강보험요양기관 현황 신고(연도말 기준)
작성기준	○ 대상 : 개설 요양기관 전체 ○ 범위 및 지역 : 전국
용어정의	<p>○ 입원실</p> <ol style="list-style-type: none"> 1. 질병 등 입원치료 목적의 병상이면서, 입원 치료가 필요하거나 수술 또는 치료 후 지속적인 관찰 등이 필요하다고 판단한 담당 의사의 입원지시에 의해 환자에게 제공되는 시설 2. 응급의료에 관한 법률 제33조에 따른 응급환자를 위한 예비병상(응급환자 진료구역외에 별도 설치)으로서, 건강보험에서 입원료(의학관리료, 간호관리료, 병원관리료)를 지급하는 시설로 제한 <p>※2018.07.01부로 고시변경에 따라 기존 성인소아 중환자실이 성인중환자실 소아중환자실로 분리됨(보건복지부 고시 제2018-116호)</p>
관련부서	건강보험심사평가원 의료자원실(☎ 033-739-1606)

통계표 명	제 I-21표 요양기관 종별 특수진료실 현황
개 요	○ 2018년 건강보험요양기관 현황 신고(연도말 기준)
작성기준	○ 대상 : 개설 요양기관 전체 ○ 범위 및 지역 : 전국
용어정의	○ 특수진료실 : 국민건강보험법 시행규칙 별지 제 14호 서식에 따라 요양기관이 신고한 특수진료실 등 현황 － 분만실, 신생아실, 수술실, 회복실, 응급실, 인공신장실, 물리치료실, 강내치료실, 방사선옥소, 낮병동, 조혈모세포치치실, 혈액은행, 임상검사실, 모자동실, 조제실, 탕전실
관련부서	건강보험심사평가원 의료자원실(☎ 033-739-1606)

통계표 명	제 I-22표 요양기관 지역별 특수진료실 현황
개 요	○ 2018년 건강보험요양기관 현황 신고(연도말 기준)
작성기준	○ 대상 : 개설 요양기관 전체 ○ 범위 및 지역 : 전국
용어정의	○ 특수진료실 : 국민건강보험법 시행규칙 별지 제 14호 서식에 따라 요양기관이 신고한 특수진료실 등 현황 － 분만실, 신생아실, 수술실, 회복실, 응급실, 인공신장실, 물리치료실, 강내치료실, 방사선옥소, 낮병동, 조혈모세포치치실, 혈액은행, 임상검사실, 모자동실, 조제실, 탕전실
관련부서	건강보험심사평가원 의료자원실(☎ 033-739-1606)

통계표 명	제 I - 23표 요양기관 지역별 진단방사선·특수의료장비 현황
개 요	○ 2018년 건강보험요양기관 현황 신고(연도말 기준)
작성기준	○ 대상 : 개설 요양기관 전체 ○ 범위 및 지역 : 전국
용어정의	<ul style="list-style-type: none"> ○ 진단방사선 발생장치 <ul style="list-style-type: none"> - 진단용 엑스선 장치, 진단용 엑스선 발생기, 치과진단용 엑스선 발생장치, 전산화 단층 촬영장치, 유방촬영용 장치 등 방사선을 발생시켜 질병의 진단에 사용하는 기기로 관할 시장·군수·구청장에게 신고 후 사용하여야 함(의료법 제37조) ○ 특수의료장비 <ul style="list-style-type: none"> - 보건의료 시책 상 적절한 설치와 활용이 필요하여 보건복지부장관이 정하여 고시하는 장비로 관할 시장·군수·구청장에게 등록 후 사용하여야 함(의료법 제38조)
관련부서	건강보험심사평가원 의료자원실(☎ 033-739-1606)

통계표 명	제 I -24표 요양기관 종별 의료장비 현황
개 요	○ 2018년 건강보험요양기관 현황 신고(연도말 기준)
작성기준	○ 대상 : 개설 요양기관 전체 ○ 범위 및 지역 : 전국
용어정의	○ 의료장비 보건복지부 고시 「의료장비현황 신고대상 및 식별부호화에 관한 기준」 대상 의료장비 현황임
관련부서	건강보험심사평가원 의료자원실(☎ 033-739-1606)

제 II 편

건강보험 재정현황

Financial Indicators in Health Insurance

통계표 명	제Ⅱ-1표 연도별 건강보험 재정현황
개 요	○ 건강보험사업 회계연도별 수입과 지출 항목별 총액
작성기준	○ 대상 : 매 회계연도 결산보고서상 항목별 수입 · 지출 총액(보건복지부장관 승인후)
용어정의	<ul style="list-style-type: none"> ○ 결산보고서 : 공단 회계규정 및 국제회계기준에 근거한 발생주의원칙에 따라 작성된 보고서(이사회 의결 → 보건복지부장관 승인후) ○ 보험재정국고지원금 : <ul style="list-style-type: none"> － 2002년 ~ 2006년 지역가입자 보험급여비용의 100분의 40에 상당하는 금액 － 2007년부터 국민건강보험법 제108조 제1항 규정에 따른 정부지원금으로 결산보고서(포괄손익계산서)상 국고지원금 ○ 관리재정국고지원금 <ul style="list-style-type: none"> － 2002년 ~ 2006년 지역가입자의 건강보험사업에 대한 운영비의 100분의 40에 상당하는 금액 － 2007년부터 폐지하고 보험재정으로 통합 ○ 담배부담금 : 2002년부터 국민건강보험법 제108조 제2항 규정에 따른 정부지원금(건강증진기금)으로 포괄손익계산서상 국민건강증진기금 ○ 기타수익 : 포괄손익계산서상 보험료 · 국고지원금 · 국민건강증진기금을 제외한 수입액 ○ 관리운영비 : 포괄손익계산서상 인건비와 경상경비 합계액 ○ 기타비용 : 포괄손익계산서상 보험급여비와 관리운영비를 제외한 금액 ○ 타기관부담금 : 포괄손익계산서상 심사평가원부담금 ○ 당기차액 : 포괄손익계산서상 당기순이익 또는 당기순손실 ○ 이월금 : 결산보고서(재무상태표)상 미처분이익잉여금 ○ 누적법정준비금 : 재무상태표상 법정적립금
관련부서	국민건강보험공단 재정관리실(☎ 033-736-1350)

통계표 명	제Ⅱ-2표 월별 시도별 보험료 현황(총계)
개 요	<ul style="list-style-type: none"> ○ 건강보험 가입자의 월별 보험료 부과현황을 직장과 지역을 구분하여 시도별로 수록 － 건강보험 연간 총 보험료를 직장과 지역으로 구분하고 직장은 근로자와 공교로 세분화하여 각 시도별로 구분 수록하여, 월별로 총보험료 현황을 세부적으로 파악할 수 있도록 함
작성기준	<ul style="list-style-type: none"> ○ 대상 : 직장은 각 사업장별 부과된 월보험료를, 지역은 각 세대별로 부과된 월보험료를 1년간 집계
용어정의	<ul style="list-style-type: none"> ○ 보험료 : 건강보험에 가입한 사람이 보험자에게 내는 일정한 금액 ○ 산정보험료 <ul style="list-style-type: none"> － 직장보수월액보험료 : 가입자의 보수월액에 보험료율을 곱하여 얻은 금액 － 지역보험료 : 지역가입자가 보유한 소득재산 등에 따라 산정한 보험료부과 점수에 보험료 부과점수당 금액을 곱하여 얻은 최초 보험료 ○ 부과보험료 : <ul style="list-style-type: none"> － 직장보수월액보험료: 가입자의 보수월액에 보험료율을 곱하여 얻은 금액에서 경감보험료와 정산보험료를 반영하여 부과하는 보험료 － 임의계속보험료: 산정보험료에서 경감 및 면제보험료를 제외한 보험료 － 소득월액보험료: 산정보험료에서 경감 및 면제보험료를 제외한 보험료 － 지역보험료: 산정보험료에서 경감 및 면제보험료를 제외한 보험료 <p>※ 2013년부터 주민등록주소지 기준으로 발취</p>
관련부서	<p>국민건강보험공단 자격부과실(☎ 033-736-2551~2), 국민건강보험공단 빅데이터실 DW통계부(☎ 033-736-2440~6)</p>

통계표 명	제Ⅱ-3표 보수월액 구간별 및 보험료 부담현황(직장)
개 요	○ 직장 보수월액구간별(근로자/공·교) 연도말 현황을 수록하여 구성비율을 파악하고자 함
작성기준	○ 대상 : 직장은 각 사업장별 산정된 월보험료를 1년간 집계 ○ 연도말 산정보험료 기준(12월분 정기보험료 산정기준)
용어정의	○ 직장보수월액보험료 : 직장가입자에게 부과되는 보수월액보험료 ○ 보수월액 : 건강보험법령에 따라 신고 된 보수월액 또는 전년도 보수총액을 해당 월수로 나눈 금액 ○ 산정보험료 : 국민건강보험법령에 따라 당해 가입자의 보수월액에 보험료율을 곱하여 얻은 금액 ※ 특수사업장 : 특수사업을 수행하는 군인 등 일부 사업장
관련부서	국민건강보험공단 자격부과실(☎ 033-736-2551~2) 국민건강보험공단 빅데이터실 DW통계부(☎ 033-736-2440~6)

통계표 명	제Ⅱ-4표 사업장규모별 보험료 현황(직장)
개 요	○ 사업장규모별로(근로자/공·교) 연도말 현황을 수록하여 구성비율을 파악하고자 함
작성기준	○ 대상 : 보험료를 납부하는 사업장의 규모 ○ 범위 및 지역 : 전국
용어정의	○ 부과사업장 : 가입자 규모별 사업장 수 ○ 부과건수 : 가입자 규모별 사업장의 부과건수(가입자수)의 합 ○ 직장보수월액보험료 : 직장가입자에게 부과되는 보수월액보험료 ○ 산정보험료 : 가입자의 보수월액에 보험료율을 곱하여 얻은 금액 ※ 특수사업장 : 특수사업을 수행하는 군인 등 일부 사업장
관련부서	국민건강보험공단 빅데이터실 DW통계부(☎ 033-736-2440~6)

통계표 명	제Ⅱ-5표 업종별 보험료 현황(직장)
개 요	○ 업종별 연도말 보험료 부과 현황을 수록하여 구성비율을 파악하고자 함
작성기준	○ 대상 : 직장보수월액보험료가 부과되는 사업장을 업종별로 구분 ○ 연도말 산정보험료 기준
용어정의	○ 부과사업장 : 가입자 규모별 사업장 수 ○ 부과건수 : 가입자 규모별 사업장의 부과건수(가입자수)의 합 ○ 직장보수월액보험료 : 직장가입자에게 부과되는 보수월액보험료 ○ 산정보험료 : 가입자의 보수월액에 보험료율을 곱하여 얻은 금액 ※ 특수사업장 : 특수사업을 수행하는 군인 등 사업장
관련부서	국민건강보험공단 빅데이터실 DW통계부(☎ 033-736-2440~6)

통계표 명	제Ⅱ-6표 산정보험료 점수구간별 현황(지역)
개 요	○ 세대수와 점수별로 수록하여 점수구간별에 대한 보험료의 규모를 파악하고 자함
작성기준	○ 대상 : 연도말 기준 ○ 연도말 산정보험료 기준(12월분 정기보험료 산정기준)
용어정의	<ul style="list-style-type: none"> ○ 지역가입자 : 가입자중 직장가입자와 그 피부양자를 제외한 자 ○ 보험료 : 건강보험사업에 드는 비용에 충당하기 위하여 납부의무자에게 부과하는 금액 ○ 부과점수 : 지역가입자가 보유한 소득재산 등에 따라 등급별로 합산한 점수 ※ 부과점수당 금액(2018년기준) : 183.3원 ○ 소득등급별점수 : 보험료 산정 시 연간소득 기준금액 초과 세대에 부과하는 점수 <ul style="list-style-type: none"> - 75등급(500만원부터) → '18.7월이후 97등급(100만원부터) - 연금,근로소득 평가율 : 20% → '18.7월이후 30% - 연간소득 100만원 이하 세대는 세대당 최저보험료 13,100원 ○ 과표재산등급별점수 : 과표는 과세표준의 약칭으로서 재산금액에 부과하는 점수 <ul style="list-style-type: none"> - 50등급(100만원부터) → '18.7월이후 60등급(1만원부터) ○ 자동차등급별점수 : 자동차세액에 사용연수에 따른 감액률을 반영하여 차종별 배기량 또는 적재량에 따라 부과하는 점수 <ul style="list-style-type: none"> - 7등급(35구간) → '18.7월이후 11등급(33구간) ○ 생활수준 및 경제활동 등급별점수 <ul style="list-style-type: none"> - 연간소득 500만원이하 세대의 보험료 산정 시 지역가입자의 성·연령·재산 및 장애정도 등을 참작하여 부과하는 점수 → '18.7월이후 “폐지”
관련부서	국민건강보험공단 자격부과실(☎ 033-736-2551~2), 국민건강보험공단 빅데이터실 DW통계부(☎ 033-736-2440~6)

통계표 명	제Ⅱ-7표 보험료분위별 보험료 현황
개 요	○ 보험료 분위별 현황을 수록하여, 지역별에 대한 소득규모 파악하고자 함
작성기준	○ 대상 － 직장 : 각 사업장별 산정된 연도말 12월 보험료 － 지역 : 각 세대별로 부과된 연도말 12월 보험료
용어정의	<ul style="list-style-type: none"> ○ 근로자 : 근로의 대가로서 보수를 받아 생활하는 자(법인의 이사 기타 임원을 포함)로서 공무원과 교직원을 제외한 자 ○ 공 · 교 : 공무원 및 사립학교교직원의 약칭 ○ 지역 : 가입자중 직장가입자와 그 피부양자를 제외한 자 ○ 직장보험료 : 직장가입자에게 부과되는 보험료 ○ 산정보험료 <ul style="list-style-type: none"> － 직장보수월액보험료 : 가입자의 보수월액에 보험료율을 곱하여 얻은 금액 － 지역보험료 : 지역가입자가 보유한 소득재산 등에 따라 산정한 보험료부과 점수에 보험료부과점수당 금액을 곱하여 얻은 최초 보험료 ○ 부과보험료 : <ul style="list-style-type: none"> － 직장보수월액보험료는 가입자의 보수월액에 보험료율을 곱하여 얻은 금액에서 경감보험료와 정산보험료를 반영하여 실제로 부과하는 보험료 － 지역보험료는 산정보험료에서 경감 및 면제보험료를 제외한 보험료 ○ 보험료분위 : 전체 대상자(세대)를 20분위 균등분할 <ul style="list-style-type: none"> － 1분위(하위 5%), 2분위(하위 10%)....., 20분위(상위 5%) ○ 평균보험료 : 보험료를 평균하여 가입에서 탈퇴까지 계속 일정하게 납부하는 보험료. ○ 최대 보험료 : 가장 높은 산정보험료
관련부서	<p>국민건강보험공단 자격부과실(☎ 033-736-2551~2),</p> <p>국민건강보험공단 빅데이터실 DW통계부(☎ 033-736-2440~6)</p>

통계표 명	제Ⅱ-8표 연도별 건강보험 주요지표(총괄)
개 요	○ 수입과 지출, 진료비 등 연도별 현황을 수록하여 증가추이 파악
작성기준	○ 대상 : 1년간 건강보험 진료비용 및 연도말 적용인원
용어정의	<ul style="list-style-type: none"> ○ 연도말 적용인구 : 매 연도말 건강보험 적용인구(가입자 + 피부양자) ○ 연평균 적용인구 : 매 월말기준 적용인구에 대한 1년간 적용인구 평균값 ○ 보험료 : 결산보고서(수지계산서)상 보험료수입 금액이며, 건강보험사업에 소요되는 비용을 충당하기 위하여 건강보험 가입자에게 법률로 정해진 부과 기준에 따라 고지한 금액 ○ 진료비 : 공단부담금(기관부담금)과 본인부담금을 더한 금액 (요양급여<의료급여>비용 총액) ○ 급여비 : 요양급여비용 총액에서 보험자인 공단이 부담한 금액 ○ 입·내원일수 : 진료비청구명세서상에 기재된 건강보험 환자가 실제로 요양기관에 방문 또는 입원한 일수 ○ 급여일수(투약일수) : 내원일수에 원내 투약일수를 포함한 일수. (단, 내원과 투약이 중복된 날은 1일로 산정)
관련부서	국민건강보험공단 빅데이터실 DW통계부(☎ 033-736-2440~6)

통계표 명	제Ⅱ-9표 직장가입자 보수 외 소득월액보험료 현황
개 요	○ 소득월액보험료 구간별 부과현황을 파악하고자 함
작성기준	○ 직장가입자의 소득월액보험료 현황(소득월액임의계속가입자 포함) ○ 연도말 부과보험료 기준(12월 정기보험료 부과보험료 기준)
용어정의	<p>○ 소득월액보험료 부과대상</p> <ul style="list-style-type: none"> - ('18.6월이전) 보수월액 산정에 포함된 소득을 제외한 보수외소득이 연간 7,200만원을 초과한 직장가입자 - ('18.7월이후) 보수월액 산정에 포함된 소득을 제외한 보수외소득이 연간 3,400만원을 초과한 직장가입자 <p>○ 소득월액보험료 산정방법</p> <ul style="list-style-type: none"> - ('18.6월이전) 연간 보수외소득 전액 ÷ 12개월 × 보험료율의 50% (3.12%) - ('18.7월이후) [(연간 보수외소득 - 3,400만원 공제) ÷ 12개월] × 보험료율 (6.24%) <p>※ 보수외소득 : 직장가입자 보수월액에 포함되지 않은 이자, 배당, 사업, 근로, 연금, 기타소득</p> <p>○ 부과보험료</p> <ul style="list-style-type: none"> - 소득월액보험료: 산정보험료에서 경감 및 면제보험료를 제외한 보험료
관련부서	국민건강보험공단 자격부과실(☎ 033-736-2551~2) 국민건강보험공단 빅데이터실 DW통계부(☎ 033-736-2440~6)

통계표 명	제Ⅱ-10표 연도별 정부지원금 현황
개 요	○ 연도별 국고지원금 및 담배부담금 현황 파악
작성기준	○ 대상 : 매 회계연도(1.1~12.31) 기간동안의 국고지원금 및 담배부담금 지원총액, 연도말 익익월(2개월) 이후 <보건복지부장관 승인 후>
용어정의	<p>○ 관련근거 : 국민건강보험법 제108조 및 국민건강증진법 부칙 제2항</p> <p>○ 지역 국고지원금 : 매 회계 연도 결산서의 포괄손익계산서상 국고지원금</p> <p>— 국민건강보험재정건전화특별법 제15조(2002 ~ 2006년)</p> <p>◦ 관리재정 및 보험재정으로 구분 (2007년부터 관리재정은 폐지하고 보험재정으로 통합)</p> <p>◦ 2002~2004년 : 지역가입자 총비용의 100분의 40에 해당하는 금액 지원 2005~2006년 : 지역가입자 총비용의 100분의 35에 해당하는 금액 지원</p> <p>— 국민건강보험법(2007년 ~)</p> <p>◦ 국고지원금 한시적 지원규정 신설</p> <p>* 법 제92조제1항 : 5년간(2007~2011) 당해연도 보험료예상수입액의 14% 지원</p> <p>* 법 제108조제1항 : 5년간(2012~2016) 당해연도 보험료예상수입액의 14% 지원</p> <p>* 법 부칙 제2조(유효기간) : 제108조는 2022년 12월 31일까지 유효</p> <p>○ 담배부담금 : 매 회계 연도 결산서의 포괄손익계산서상 국민건강증진기금</p> <p>— 국민건강보험재정건전화특별법 제15조(2002년 ~ 2006년)</p> <p>◦ 지역배분금 및 직장분배금으로 구분 (2007년부터 지역배분금 및 직장분배금 구분 폐지)</p> <p>◦ 2002~2004년 : 지역가입자 총비용의 100분의 10에 해당하는 금액 지원 2005~2006년 : 지역가입자 총비용의 100분의 15에 해당하는 금액 지원</p> <p>— 국민건강증진법(2007년 ~)</p> <p>◦ 담배부담금 한시적 지원규정 신설</p> <p>* 국민건강증진법 부칙 제7조제2항 : 5년간(2007~2011) 당해연도 보험료예상 수입액의 6% 지원</p> <p>* 국민건강증진법 부칙 제2항 : 2022년 12월 31일까지 당해연도 보험료 예상 수입액의 6% 지원</p>
관련부서	국민건강보험공단 재정관리실(☎ 033-736-1350)

제 Ⅲ 편

건강보험급여실적

Benefits in Health Insurance

통계표 명	제Ⅲ-1표 연도별 보험급여 실적																																																																			
개 요	○ 건강보험 보험급여 실적을 연도별로 수록하여 현물급여, 현금급여(요양비, 장애인보장구 등) 건수와 비용 등을 세부적으로 파악할 수 있도록 함																																																																			
작성기준	○ 대상 : 건강보험 요양급여비용 지급자료를 지급기준 연간 진료실적																																																																			
용어정의	<div>○ 현물급여 : 건강보험의 급여 중 요양급여를 뜻함(의료급여에서 현금급여와 구별되는 단어로 사용 예정 가입자 및 피부양자의 질병·부상에 대한 예방·진단·치료·재활과 출산·사망 및 건강증진에 대하여 법령이 정하는 바에 의하여 공단이 현물로 지급하는 급여)</div> <div>○ 요양급여 : 국민건강보험법상 현물급여 중 건강검진비용을 제외한 금액 ※ 현물급여 = 요양급여 + 건강검진</div> <div>○ 본인부담액상한제 사전지급 : 가입자가 연간 동일한 요양기관에서 부담한 본인부담액이 최고 상한액을 초과할 경우, 가입자는 최고 상한액까지만 부담하고 초과되는 금액은 요양기관이 공단에 직접 청구 ※ 최고 상한액 연도별 기준 : ~2013년 400만원, 2014년 500만원, 2015년 506만원, 2016년 509만원, 2017년 514만원, 2018년 523만원</div> <div>○ 본인부담액상한제 사후환급 : 병,의원(약국포함)을 이용하고 지불한 본인부담금이 보험료수준에 따른 본인부담상한액을 초과할 경우 그 초과액을 가입자에게 환급 ※ 보험료 수준별 소득분위 적용 상한액</div> <table><tr><th>연도</th><th>요양병원 입원일수</th><th>1분위</th><th>2~3분위</th><th>4~5분위</th><th>6~7분위</th><th>8분위</th><th>9분위</th><th>10분위</th></tr><tr><td colspan="2">2009~2013년</td><td colspan="3">200만원</td><td colspan="2">300만원</td><td colspan="2">400만원</td></tr><tr><td>2014년</td><td></td><td>120만원</td><td>150만원</td><td>200만원</td><td>250만원</td><td>300만원</td><td>400만원</td><td>500만원</td></tr><tr><td>2015년</td><td></td><td>121만원</td><td>151만원</td><td>202만원</td><td>253만원</td><td>303만원</td><td>405만원</td><td>506만원</td></tr><tr><td>2016년</td><td></td><td>121만원</td><td>152만원</td><td>203만원</td><td>254만원</td><td>305만원</td><td>407만원</td><td>509만원</td></tr><tr><td>2017년</td><td></td><td>122만원</td><td>153만원</td><td>205만원</td><td>256만원</td><td>308만원</td><td>411만원</td><td>514만원</td></tr><tr><td rowspan="2">2018년</td><td>120일 이하</td><td>80만원</td><td>100만원</td><td>150만원</td><td rowspan="2">260만원</td><td rowspan="2">313만원</td><td rowspan="2">418만원</td><td rowspan="2">523만원</td></tr><tr><td>120일 초과</td><td>124만원</td><td>155만원</td><td>208만원</td></tr></table> <div>○ 현금급여: 요양비, 장제비, 본인부담액보상금, 장애인보장구급여비</div> <div>○ 요양비: 출산비, 만성신부전증, 산소치료(가정용·휴대용)서비스, 당뇨병환자 소모성 재료, 인공호흡기, 기침유발기 대여료, 자가도뇨, 양압기</div> <div>○ 장제비: 장례와 제사를 치르는 일을 위해 사용된 비용(2008.1.1. 종료)</div> <div>○ 본인부담액보상금: 본인 부담해야하는 금액에 대한 보상금</div> <div>○ 장애인보장구 급여비: 장애인 복지법에 따라 등록된 장애인인 건강보험 가입자 및 피부양자가 보장구를 구입하는 경우 그 금액의 일부를 지급</div> <div>○ 임신출산 진료비: 임신부들의 임신·출산 관련 진료에 소요되는 진료비</div>	연도	요양병원 입원일수	1분위	2~3분위	4~5분위	6~7분위	8분위	9분위	10분위	2009~2013년		200만원			300만원		400만원		2014년		120만원	150만원	200만원	250만원	300만원	400만원	500만원	2015년		121만원	151만원	202만원	253만원	303만원	405만원	506만원	2016년		121만원	152만원	203만원	254만원	305만원	407만원	509만원	2017년		122만원	153만원	205만원	256만원	308만원	411만원	514만원	2018년	120일 이하	80만원	100만원	150만원	260만원	313만원	418만원	523만원	120일 초과	124만원	155만원	208만원
연도	요양병원 입원일수	1분위	2~3분위	4~5분위	6~7분위	8분위	9분위	10분위																																																												
2009~2013년		200만원			300만원		400만원																																																													
2014년		120만원	150만원	200만원	250만원	300만원	400만원	500만원																																																												
2015년		121만원	151만원	202만원	253만원	303만원	405만원	506만원																																																												
2016년		121만원	152만원	203만원	254만원	305만원	407만원	509만원																																																												
2017년		122만원	153만원	205만원	256만원	308만원	411만원	514만원																																																												
2018년	120일 이하	80만원	100만원	150만원	260만원	313만원	418만원	523만원																																																												
	120일 초과	124만원	155만원	208만원																																																																
관련부서	국민건강보험공단 급여관리실(☎ 033-736-3410 현금급여) 건강관리실(☎033-736-3551 검진비), 급여보장실(☎ 033-736-3123 임신출산진료비)																																																																			

통계표 명	제Ⅲ-2표 시군구별 급여형태별 요양급여실적(총계)
개 요	<ul style="list-style-type: none"> ○ 건강보험 시군구별 현황을 수록함으로써, 실제 시군구간 의료이용 이동량을 분석하여 지방환자들의 대도시 의료기관 의료집중 현상의 근본적 원인을 파악하고자 함
작성기준	<ul style="list-style-type: none"> ○ 대상 : 건강보험 대상자 중 급여 이용자 ○ 연도말 주민등록주소지 기준 ○ 수진기준 ※ 2015년부터 발체기준 변경(지급기준→수진기준)
용어정의	<ul style="list-style-type: none"> ○ 진료실인원 : 건강보험 가입자 중 실제 진료받은 환자수(중복제거) ○ 진료비 : 공단부담금(기관부담금)과 본인부담금을 더한 금액. (요양급여(의료급여)비용 총액) ○ 급여비 : 요양급여비용 총액에서 보험자인 공단이 부담한 금액 ○ 입·내원일수 : 진료비청구명세서상에 기재된 건강보험 환자가 실제로 요양기관에 방문 또는 입원한 일수 ○ 급여일수 : 내원일수에 원내 투약일수를 포함한 일수. 단, 내원과 투약이 중복된 날은 1일로 산정
관련부서	국민건강보험공단 빅데이터실 DW통계부(☎ 033-736-2440~6)

통계표 명	제Ⅲ-3표 시도별 현금급여 실적																																																																			
개 요	○ 건강보험 가입자 등의 신청에 의하여 공단에서 현금으로 지급하는 보험급여 － 현금급여 종류별 지급현황을 파악하여 재정추계와 정책자료로 활용																																																																			
작성기준	○ 객체 : 건강보험 대상자 중 현금급여 지급대상자 ○ 범위 및 지역 : 전국																																																																			
용어정의	<div>○ 본인부담액상한제 사전지급: 가입자가 연간 동일한 요양기관에서 부담한 본인 부담액이 최고 상한액을 초과할 경우, 가입자는 최고 상한액까지만 부담하고 초과되는 금액은 요양기관이 공단에 직접 청구 ※ 최고 상한액 연도별 기준: ~2013년 400만원, 2014년 500만원, 2015년 506만원, 2016년 509만원, 2017년 514만원, 2018년 523만원</div> <div>○ 본인부담액상한제 사후환급: 병·의원(약국포함)을 이용하고 지불한 본인부담금이 보험료수준에 따른 본인부담상한액을 초과할 경우 그 초과액을 가입자에게 환급 ※ 보험료 수준별 소득분위 적용 상한액</div> <table><tr><th>소득분위</th><th>1분위</th><th>2~3분위</th><th>4~5분위</th><th>6~7분위</th><th>8분위</th><th>9분위</th><th>10분위</th></tr><tr><td>2009~2013년</td><td colspan="3">200만원</td><td colspan="2">300만원</td><td colspan="2">400만원</td></tr><tr><td>2014년</td><td>120만원</td><td>150만원</td><td>200만원</td><td>250만원</td><td>300만원</td><td>400만원</td><td>500만원</td></tr><tr><td>2015년</td><td>121만원</td><td>151만원</td><td>202만원</td><td>253만원</td><td>303만원</td><td>405만원</td><td>506만원</td></tr><tr><td>2016년</td><td>121만원</td><td>152만원</td><td>203만원</td><td>254만원</td><td>305만원</td><td>407만원</td><td>509만원</td></tr><tr><td>2017년</td><td>122만원</td><td>153만원</td><td>205만원</td><td>256만원</td><td>308만원</td><td>411만원</td><td>514만원</td></tr><tr><td rowspan="2">2018년</td><td>120일 이하</td><td>80만원</td><td>100만원</td><td>150만원</td><td rowspan="2">260만원</td><td rowspan="2">313만원</td><td rowspan="2">418만원</td></tr><tr><td>120일 초과</td><td>124만원</td><td>155만원</td><td>208만원</td></tr></table> <div>○ 현금급여: 요양비, 장제비, 본인부담액보상금, 장애인보장구급여비 ○ 요양비: 출산비, 만성신부전증, 산소치료(가정용·휴대용)서비스, 당뇨병환자 소모성 재료, 인공호흡기, 기침유발기 대여료, 자가도뇨, 양압기 ○ 본인부담액보상금: 본인 부담해야하는 금액에 대한 보상금 ○ 장애인보장구 급여비: 장애인 복지법에 따라 등록된 장애인인 건강보험 가입자 및 피부양자가 보장구를 구입하는 경우 그 금액의 일부를 지급 ○ 임신출산 진료비: 임신부들의 임신·출산 관련 진료에 소요되는 진료비</div>								소득분위	1분위	2~3분위	4~5분위	6~7분위	8분위	9분위	10분위	2009~2013년	200만원			300만원		400만원		2014년	120만원	150만원	200만원	250만원	300만원	400만원	500만원	2015년	121만원	151만원	202만원	253만원	303만원	405만원	506만원	2016년	121만원	152만원	203만원	254만원	305만원	407만원	509만원	2017년	122만원	153만원	205만원	256만원	308만원	411만원	514만원	2018년	120일 이하	80만원	100만원	150만원	260만원	313만원	418만원	120일 초과	124만원	155만원	208만원
소득분위	1분위	2~3분위	4~5분위	6~7분위	8분위	9분위	10분위																																																													
2009~2013년	200만원			300만원		400만원																																																														
2014년	120만원	150만원	200만원	250만원	300만원	400만원	500만원																																																													
2015년	121만원	151만원	202만원	253만원	303만원	405만원	506만원																																																													
2016년	121만원	152만원	203만원	254만원	305만원	407만원	509만원																																																													
2017년	122만원	153만원	205만원	256만원	308만원	411만원	514만원																																																													
2018년	120일 이하	80만원	100만원	150만원	260만원	313만원	418만원																																																													
	120일 초과	124만원	155만원	208만원																																																																
관련부서	국민건강보험공단 급여관리실(☎ 033-736-3390 현금급여) 건강관리실(☎033-736-3551 검진비), 급여보장실(☎ 033-736-3123 임신출산진료비)																																																																			

통계표 명	제Ⅲ-4표 요양기관종별 진료형태별 진료실적(총계/직장/지역)
개 요	<ul style="list-style-type: none"> ○ 건강보험 요양급여비용 지급자료 현황 수록 — 요양급여비용에 대한 요양기관 종별을 파악함으로써 각 지역별 진료비 추이 등에 세부적으로 파악할 수 있도록 함
작성기준	<ul style="list-style-type: none"> ○ 대상 : 건강보험 대상자 중 급여 이용자 ○ 수진기준 ※ 2015년부터 발췌기준 변경(지급기준→수진기준)
용어정의	<ul style="list-style-type: none"> ○ 진료비 : 공단부담금(기관부담금)과 본인부담금을 더한 금액. (요양급여비용 총액) ○ 급여비 : 요양급여비용 총액에서 보험자인 공단이 부담한 금액 ○ 입·내원일수 : 진료비청구명세서상에 기재된 건강보험 환자가 실제로 요양기관에 방문 또는 입원한 일수 ○ 급여일수 : 내원일수에 원내 투약일수를 포함한 일수. 단, 내원과 투약이 중복된 날은 1일로 산정 ○ 직장 : 근로자, 사용자, 공무원, 교직원, 임의계속가입자, 건설일용직에 해당하는 사람 ○ 지역 : 국내에 거주하는 국민(단, 직장가입자 및 그 피부양자, 유공자 등의 의료급여대상자는 제외), 농어업인, 자영업자 등(세대주, 가입자)
관련부서	국민건강보험공단 빅데이터실 DW통계부(☎ 033-736-2440~6)

통계표 명	제Ⅲ-5표 월별 급여형태별 요양급여실적(총계/직장/지역)
개 요	<ul style="list-style-type: none"> ○ 건강보험 요양급여비용 지급자료 현황 수록 － 요양급여비용에 대한 월별로 총계/ 직장/ 지역별로 진료비추이 등에 세 부적으로 파악할 수 있도록 함
작성기준	<ul style="list-style-type: none"> ○ 대상 : 건강보험 대상자의 급여이용자, ○ 수진기준 ※ 2015년부터 발체기준 변경(지급기준→수진기준)
용어정의	<ul style="list-style-type: none"> ○ 진료비 : 공단부담금(기관부담금)과 본인부담금을 더한 금액. (요양급여비용 총액) ○ 급여비 : 요양급여비용 총액에서 보험자인 공단이 부담한 금액 ○ 입·내원일수 : 진료비청구명세서상에 기재된 건강보험 환자가 실제로 요양기관에 방문 또는 입원한 일수 ○ 급여일수 : 내원일수에 원내 투약일수를 포함한 일수. 단, 내원과 투약이 중복된 날은 1일로 산정 ○ 직장 : 근로자, 사용자, 공무원, 교직원 임의계속가입자, 건설일용직에 해당하는 사람 ○ 지역 : 국내에 거주하는 국민(단, 직장가입자 및 그 피부양자, 유공자 등의 의료급여대상자는 제외), 농어업인, 자영업자 등(세대주, 가입자)
관련부서	국민건강보험공단 빅데이터실 DW통계부(☎ 033-736-2440~6)

통계표 명	제Ⅲ-6표 연령별 성별 급여형태별 급여실적(총계/직장/지역)
개 요	<ul style="list-style-type: none"> ○ 건강보험 요양급여비용 지급자료 현황 수록 － 요양급여비용에 대한 연령별 성별을 파악함으로써 각 직역별 진료비추이 등에 세부적으로 파악할 수 있도록 함
작성기준	<ul style="list-style-type: none"> ○ 대상 : 건강보험 대상자 중 급여이용자 ○ 연도말기준, 수진기준
용어정의	<ul style="list-style-type: none"> ○ 진료비 : 공단부담금(기관부담금)과 본인부담금을 더한 금액. (요양급여비용 총액) ○ 급여비 : 요양급여비용 총액에서 보험자인 공단이 부담한 금액 ○ 입·내원일수 : 진료비청구명세서상에 기재된 건강보험 환자가 실제로 요양기관에 방문 또는 입원한 일수 ○ 급여일수 : 내원일수에 원내 투약일수를 포함한 일수. 단, 내원과 투약이 중복된 날은 1일로 산정 ○ 직장 : 근로자, 사용자, 공무원, 교직원, 임의계속가입자, 건설일용직에 해당하는 사람 ○ 지역 : 국내에 거주하는 국민(단, 직장가입자 및 그 피부양자, 유공자 등의 의료급여대상자는 제외), 농어업인, 자영업자 등(세대주, 가입자)
관련부서	국민건강보험공단 빅데이터실 DW통계부(☎ 033-736-2440~6)

통계표 명	제Ⅲ-7표 연령별 성별 급여실적(의료기관소계/입원/외래) 제Ⅲ-8표 연령별 성별 급여실적(약국소계)
개 요	○ 건강보험 요양급여비용 지급자료 현황 수록 － 요양급여비용에 대한 연령별 성별을 파악함으로써 각 지역별 진료비추이 등에 세부적으로 파악할 수 있도록 함
작성기준	○ 대상 : 건강보험대상자 중 의료기관(입원/외래), 약국 급여이용자 ○ 연도말 연령기준, 수진기준
용어정의	○ 진료비 : 공단부담금(기관부담금)과 본인부담금을 더한 금액 (요양급여비용 총액) ○ 급여비 : 요양급여비용 총액에서 보험자인 공단이 부담한 금액 ○ 입·내원일수 : 진료비청구명세서상에 기재된 건강보험 환자가 실제로 요양 기관에 방문 또는 입원한 일수 ○ 급여일수 : 내원일수에 원내 투약일수를 포함한 일수. 단, 내원과 투약이 중복된 날은 1일로 산정
관련부서	국민건강보험공단 빅데이터실 DW통계부(☎ 033-736-2440~6)

통계표 명	제Ⅲ-9표 연령별 성별 요양기관종별 평균 수진횟수 (총계 / 직장 / 지역)
개 요	○ 건강보험 연령별 성별을 수록하여 요양기관종별로 수진횟수 변동추이를 비교함
작성기준	○ 대상 : 건강보험 대상자의 급여이용자 ○ 연도말 연령별 기준, 수진기준
용어정의	○ 입·내원일수 : 진료비청구명세서상에 기재된 건강보험 환자가 실제로 요양기관에 방문 또는 입원한 일수 ○ 적용인구 : 건강보험 적용인구를 나타냄(가입자 + 피부양자) ○ 직장 : 근로자, 사용자, 공무원, 교직원, 임의계속가입자, 건설일용직에 해당하는 사람 ○ 지역 : 가입자중 직장가입자와 그 피부양자를 제외한 자
관련부서	국민건강보험공단 빅데이터실 DW통계부(☎ 033-736-2440~6)

통계표 명	제Ⅲ-10표 연령별 연간진료비 크기별 실인원 및 진료비 현황 (총계)
개 요	○ 건강보험 전체환자가 진료받은 진료비용의 규모에 대한 분석을 위해 연간 진료비크기별 현황을 진료형태별로 수록하여 세부적으로 파악하고자 함
작성기준	○ 대상 : 건강보험 대상자의 급여 이용자 ○ 연도말 연령별 기준, 수진기준
용어정의	○ 실인원(진료실인원) : 건강보험 가입자 중 실제 진료받은 환자수 ○ 진료비 : 공단부담금(기관부담금)과 본인부담금을 더한 금액. (요양급여비용 총액)
관련부서	국민건강보험공단 빅데이터실 DW통계부(☎ 033-736-2440~6)

통계표 명	제Ⅲ-11표 연령별 연간진료비 크기별 실인원 및 진료비 현황 (입원)
개 요	○ 건강보험 전체환자가 진료받은 진료비용의 규모에 대한 분석을 위해 연간 진료비크기별 현황을 진료형태별로 수록하여 세부적으로 파악하고자 함
작성기준	○ 대상 : 건강보험 대상자의 입원 급여이용자 ○ 연도말 연령별 기준, 수진기준
용어정의	○ 실인원(진료실인원) : 건강보험 가입자 중 실제 진료받은 환자수 ○ 진료비 : 공단부담금(기관부담금)과 본인부담금을 더한 금액. (요양급여비용 총액) ○ 의료기관 : 종합병원, 병원, 치과병원, 한방병원, 의원, 치과의원, 한의원, 조산원과 같이 공공의 목적으로 운영하는 의료기관 ○ 입원 : 의사(치과의사, 한의사 포함)의 자격을 가진 자에 의해 질병의 치료가 필요하다고 인정된 경우로서, 의료법 제3조(의료기관) 제2항에 정한 병원, 의원 또는 이와 동등하다고 인정되는 의료기관에 입실하여 의사의 관리하에 치료에 전념하는 것
관련부서	국민건강보험공단 빅데이터실 DW통계부(☎ 033-736-2440~6)

통계표 명	제Ⅲ-12표 연령별 연간진료비 크기별 실인원 및 진료비 현황 (외래)
개 요	○ 건강보험 전체환자가 진료받은 진료비용의 규모에 대한 분석을 위해 연간 진료비크기별 현황을 진료형태별로 수록하여 세부적으로 파악하고자 함
작성기준	○ 대상 : 직장 건강보험 대상자의 외래 급여이용자 ○ 연도말 연령별 기준, 수진기준
용어정의	○ 실인원(진료실인원) : 건강보험 가입자 중 실제 진료받은 환자수 ○ 진료비 : 공단부담금(기관부담금)과 본인부담금을 더한 금액. (요양급여비용 총액) ○ 외래 : 환자가 입원하지 아니하고 요양기관에 방문하여 치료를 받음
관련부서	국민건강보험공단 빅데이터실 DW통계부(☎ 033-736-2440~6)

통계표 명	제Ⅲ-13표 연령별 연간진료비 크기별 실인원 및 진료비 현황 (약국)
개 요	○ 건강보험 전체환자가 진료받은 진료비용의 규모에 대한 분석을 위해 연간 진료비크기별 현황을 진료형태별로 수록하여 세부적으로 파악하고자 함
작성기준	○ 대상 : 건강보험 대상자의 약국 급여 이용자 ○ 연도말 연령별 기준, 수진기준
용어정의	○ 실인원(진료실인원) : 건강보험 가입자 중 실제 진료받은 환자수 ○ 진료비 : 공단부담금(기관부담금)과 본인부담금을 더한 금액. (요양급여비용 총액) ○ 약국 : 약사가 의약품의 조제업무를 행하는 장소로 약사법제16조(약국의 개설등록)에 의하여 약사만이 개설할 수 있음 (단, 의료기관의 조제실은 예외)
관련부서	국민건강보험공단 빅데이터실 DW통계부(☎ 033-736-2440~6)

통계표 명	제Ⅲ-14표 연도별 요양급여비용 현황
개 요	○ 건강보험 연도별 요양급여비용 총계를 수록하여 입원, 외래, 약국의 조제에 따른 청구 추이 파악
작성기준	○ 대상 : 건강보험 심사청구명세서 ○ 진료일 기준 매년 1~12월 자료, 익년도 4월 심사결정분까지 반영
용어정의	<ul style="list-style-type: none"> ○ 청구건수 : 요양기관에서 환자를(에게) 진료(투약)한 후 건강보험 요양급여비용 청구 방법에 의거 작성한 요양급여비용 명세서건수 ○ 내원(입원)일수 : 요양급여비용 청구명세서에 기재된 건강보험 환자가 실제로 요양기관에 방문 또는 입원한 일수 ○ 요양급여비용(총진료비) : 건강보험 요양급여에 소요된 총비용으로서 비급여·지정 진료 등의 비용은 포함되지 않으며, 보험자인 공단과 환자 본인이 나누어 부담. ○ 급여비(보험자부담금) : 요양급여비용 총액 중에서 보험자인 공단이 부담한 금액 ○ 본인부담금: 요양급여비용 총액 중에서 환자가 부담한 금액으로 법정본인부담금에 해당하는 비용으로 비급여는 포함하지 않음 ○ 지표산출식 <ul style="list-style-type: none"> - 건당내원일수 : 내원(입원)일수/청구건수 - 건당요양급여비용 : 요양급여비용(계)/청구건수 - 내원일당요양급여비용 : 요양급여비용(계)/내원일수
관련부서	건강보험심사평가원 빅데이터실(☎ 033-739-1048)

통계표 명	제Ⅲ-15-1~18표 요양기관종별 요양급여비용 현황(계, 5세 연령별)
개 요	○ 건강보험 5세 연령별 요양기관종별 요양급여비용을 수록하여 의과, 치과, 한방, 약국의 이용현황 파악
작성기준	○ 대상 : 건강보험 심사청구명세서 ○ 진료일 기준 매년 1~12월 자료, 익년도 4월 심사결정분까지 반영
용어정의	<ul style="list-style-type: none"> ○ 청구건수 : 요양기관에서 환자를(에게) 진료(투약)한 후 건강보험 요양급여비용 청구 방법에 의거 작성한 요양급여비용 명세서건수 ○ 내원(입원)일수 : 요양급여비용 청구명세서에 기재된 건강보험 환자가 실제로 요양기관에 방문 또는 입원한 일수 ○ 요양일수 : 내원일수에 원내투약일수를 포함한 일수. 단, 내원과 투약이 중복된 날은 1일로 산정. 약국처방건의 요양일수는 투약일수를 의미 함. ○ 원외처방횟수 : 요양기관에서 원외처방전을 발행한 횟수 ○ 원외처방일수 : 원외처방전에 의하여 조제투약 하도록 처방한 일수 ○ 요양급여비용(총진료비) : 건강보험 요양급여에 소요된 총비용으로서 비급여·지정 진료 등의 비용은 포함되지 않으며, 보험자인 공단과 환자 본인이 나누어 부담 ○ 급여비(보험자부담금) : 요양급여비용 총액 중에서 보험자인 공단이 부담한 금액 ○ 지표산출식 <ul style="list-style-type: none"> - 원외처방률(외래) : 원외처방횟수/내원일수 - 원외처방횟수당처방일수 : 원외처방일수/원외처방횟수 - 건당내원일수 : 내원(입원)일수/청구건수 - 건당요양급여비용 : 요양급여비용(계)/청구건수 - 내원일당요양급여비용 : 요양급여비용(계)/내원일수 - 요양일당요양급여비용 : 요양급여비용(계)/요양일수
관련부서	건강보험심사평가원 빅데이터실(☎ 033-739-1048)

통계표 명	제Ⅲ-16표 월별 요양급여비용 현황(계/의료기관/약국)
개 요	○ 건강보험 요양급여비용의 월별 이용현황 파악
작성기준	○ 대상 : 건강보험 심사청구명세서 ○ 진료일 기준 매년 1~12월 자료, 익년도 4월 심사결정분까지 반영
용어정의	<ul style="list-style-type: none"> ○ 청구건수 : 요양기관에서 환자를(에게) 진료(투약)한 후 건강보험 요양급여비용 청구 방법에 의거 작성한 요양급여비용 명세서건수 ○ 내원(입원)일수 : 요양급여비용 청구명세서에 기재된 건강보험 환자가 실제로 요양기관에 방문 또는 입원한 일수 ○ 요양일수 : 내원일수에 원내투약일수를 포함한 일수. 단, 내원과 투약이 중복된 날은 1일로 산정. 약국처방건의 요양일수는 투약일수를 의미 함. ○ 원외처방횟수 : 요양기관에서 원외처방전을 발행한 횟수 ○ 원외처방일수 : 원외처방전에 의하여 조제투약 하도록 처방한 일수 ○ 요양급여비용(총진료비) : 건강보험 요양급여에 소요된 총비용으로서 비급여·지정 진료 등의 비용은 포함되지 않으며, 보험자인 공단과 환자 본인이 나누어 부담 ○ 급여비(보험자부담금) : 요양급여비용 총액 중에서 보험자인 공단이 부담한 금액 ○ 지표산출식 <ul style="list-style-type: none"> － 원외처방률(외래) : 원외처방횟수/내원일수 － 원외처방횟수당처방일수 : 원외처방일수/원외처방횟수 － 건당내원일수 : 내원(입원)일수/청구건수 － 건당요양급여비용 : 요양급여비용(계)/청구건수 － 내원일당요양급여비용 : 요양급여비용(계)/내원일수 － 요양일당요양급여비용 : 요양급여비용(계)/요양일수
관련부서	건강보험심사평가원 빅데이터실(☎ 033-739-1048)

제 IV 편

건강보험심사실적

Benefits Claim Review Records
of National Health Insurance

통계표 명	제Ⅳ-1표 연도별 요양급여비용 심사실적
개 요	<ul style="list-style-type: none"> ○ 건강보험 연도별 요양급여비용 총계를 수록하여 입원, 외래, 약국의 조제에 따른 청구 추이 파악
작성기준	<ul style="list-style-type: none"> ○ 대상 : 건강보험 심사청구명세서
용어정의	<ul style="list-style-type: none"> ○ 청구건수 : 요양기관에서 환자를(에게) 진료(투약)한 후 건강보험 요양급여비용 청구 방법에 의거 작성한 요양급여비용 명세서건수 ○ 내원(입원)일수 : 요양급여비용 청구명세서에 기재된 건강보험 환자가 실제로 요양기관에 방문 또는 입원한 일수 ○ 요양급여비용(총진료비) : 건강보험 요양급여에 소요된 총비용으로서 비급여·지정 진료 등의 비용은 포함되지 않으며, 보험자인 공단과 환자 본인이 나누어 부담. ○ 급여비(보험자부담금) : 요양급여비용 총액 중에서 보험자인 공단이 부담한 금액 ○ 본인부담금: 요양급여비용 총액 중에서 환자가 부담한 금액으로 법정본인부담금에 해당하는 비용으로 비급여는 포함하지 않음 ○ 지표산출식 <ul style="list-style-type: none"> － 건당내원일수 : 내원(입원)일수/청구건수 － 건당요양급여비용 : 요양급여비용(계)/청구건수 － 내원일당요양급여비용 : 요양급여비용(계)/내원일수
관련부서	건강보험심사평가원 빅데이터실(☎ 033-739-1048)

통계표 명	제Ⅳ-2표 요양기관종별 요양급여비용 심사실적
개 요	○ 건강보험 요양기관종별 요양급여비용을 수록하여 의과, 치과, 한방, 약국의 이용 현황 파악
작성기준	○ 대상 : 건강보험 심사청구명세서
용어정의	<ul style="list-style-type: none"> ○ 청구건수 : 요양기관에서 환자를(에게) 진료(투약)한 후 건강보험 요양급여비용 청구 방법에 의거 작성한 요양급여비용 명세서건수 ○ 내원(입원)일수 : 요양급여비용 청구명세서에 기재된 건강보험 환자가 실제로 요양기관에 방문 또는 입원한 일수 ○ 요양일수 : 내원일수에 원내투약일수를 포함한 일수. 단, 내원과 투약이 중복된 날은 1일로 산정. 약국처방건의 요양일수는 투약일수를 의미 함. ○ 원외처방횟수 : 요양기관에서 원외처방전을 발행한 횟수 ○ 원외처방일수 : 원외처방전에 의하여 조제투약 하도록 처방한 일수 ○ 요양급여비용(총진료비) : 건강보험 요양급여에 소요된 총비용으로서 비급여·지정 진료 등의 비용은 포함되지 않으며, 보험자인 공단과 환자 본인이 나누어 부담 ○ 급여비(보험자부담금) : 요양급여비용 총액 중에서 보험자인 공단이 부담한 금액 ○ 지표산출식 <ul style="list-style-type: none"> － 원외처방률(외래) : 원외처방횟수/내원일수 － 원외처방횟수당처방일수 : 원외처방일수/원외처방횟수 － 건당내원일수 : 내원(입원)일수/청구건수 － 건당요양급여비용 : 요양급여비용(계)/청구건수 － 내원일당요양급여비용 : 요양급여비용(계)/내원일수 － 요양일당요양급여비용 : 요양급여비용(계)/요양일수
관련부서	건강보험심사평가원 빅데이터실(☎ 033-739-1048)

통계표 명	제Ⅳ-3표 월별 요양급여비용 심사실적(계/의료기관/약국)
개 요	○ 건강보험 요양급여비용의 월별 이용현황 파악
작성기준	○ 대상 : 건강보험 심사청구명세서
용어정의	<ul style="list-style-type: none"> ○ 청구건수 : 요양기관에서 환자를(에게) 진료(투약)한 후 건강보험 요양급여비용 청구 방법에 의거 작성한 요양급여비용 명세서건수 ○ 내원(입원)일수 : 요양급여비용 청구명세서에 기재된 건강보험 환자가 실제로 요양기관에 방문 또는 입원한 일수 ○ 요양일수 : 내원일수에 원내투약일수를 포함한 일수. 단, 내원과 투약이 중복된 날은 1일로 산정. 약국처방건의 요양일수는 투약일수를 의미 함. ○ 원외처방횟수 : 요양기관에서 원외처방전을 발행한 횟수 ○ 원외처방일수 : 원외처방전에 의하여 조제투약 하도록 처방한 일수 ○ 요양급여비용(총진료비) : 건강보험 요양급여에 소요된 총비용으로서 비급여·지정 진료 등의 비용은 포함되지 않으며, 보험자인 공단과 환자 본인이 나누어 부담 ○ 급여비(보험자부담금) : 요양급여비용 총액 중에서 보험자인 공단이 부담한 금액 ○ 지표산출식 <ul style="list-style-type: none"> － 원외처방률(외래) : 원외처방횟수/내원일수 － 원외처방횟수당처방일수 : 원외처방일수/원외처방횟수 － 건당내원일수 : 내원(입원)일수/청구건수 － 건당요양급여비용 : 요양급여비용(계)/청구건수 － 내원일당요양급여비용 : 요양급여비용(계)/내원일수 － 요양일당요양급여비용 : 요양급여비용(계)/요양일수
관련부서	건강보험심사평가원 빅데이터실(☎ 033-739-1048)

통계표 명	제Ⅳ-4-1~17표 요양기관소재지별 요양급여비용 심사실적
개 요	○ 건강보험 요양기관소재지 기준의 요양급여비용을 수록하여 의과, 치과, 한방, 약국의 이용현황 파악
작성기준	○ 대상 : 건강보험 심사청구명세서
용어정의	<ul style="list-style-type: none"> ○ 17개 시도 : 요양기관소재지 기준 ○ 청구건수 : 요양기관에서 환자를(에게) 진료(투약)한 후 건강보험 요양급여비용 청구 방법에 의거 작성한 요양급여비용 명세서건수 ○ 내원(입원)일수 : 요양급여비용 청구명세서에 기재된 건강보험 환자가 실제로 요양기관에 방문 또는 입원한 일수 ○ 요양일수 : 내원일수에 원내투약일수를 포함한 일수. 단, 내원과 투약이 중복된 날은 1일로 산정. 약국처방건의 요양일수는 투약일수를 의미 함. ○ 원외처방횟수 : 요양기관에서 원외처방전을 발행한 횟수 ○ 원외처방일수 : 원외처방전에 의하여 조제투약 하도록 처방한 일수 ○ 요양급여비용(총진료비) : 건강보험 요양급여에 소요된 총비용으로서 비급여·지정 진료 등의 비용은 포함되지 않으며, 보험자인 공단과 환자 본인이 나누어 부담 ○ 급여비(보험자부담금) : 요양급여비용 총액 중에서 보험자인 공단이 부담한 금액 ○ 지표산출식 <ul style="list-style-type: none"> - 원외처방률(외래) : 원외처방횟수/내원일수 - 원외처방횟수당처방일수 : 원외처방일수/원외처방횟수 - 건당내원일수 : 내원(입원)일수/청구건수 - 건당요양급여비용 : 요양급여비용(계)/청구건수 - 내원일당요양급여비용 : 요양급여비용(계)/내원일수 - 요양일당요양급여비용 : 요양급여비용(계)/요양일수
관련부서	건강보험심사평가원 빅데이터실(☎ 033-739-1048)

통계표 명	제Ⅳ-5표 의원급 표시과목별 요양급여비용 심사실적(계/입원/외래)
개 요	○ 건강보험 의원 표시과목별 이용현황 파악
작성기준	○ 대상 : 건강보험 의원급 의료기관의 심사청구명세서
용어정의	<ul style="list-style-type: none"> ○ 표시과목 : 요양기관 명칭에 표시한 개설자의 전문과목으로 요양기관현황 신고 기준임 <ul style="list-style-type: none"> - 일반의 : 일반의(비전문의)와 전문과목미표시 전문의가 개설한 의원임 ※ 전문과목미표시 전문의 : 기관명칭에 전문과목을 표시하지 않은 전문의 개설 의원 ※ 일반의 : 일반의(비전문의) 개설의원과 법인 개설 등 의원 ○ 청구건수 : 요양기관에서 환자를(에게) 진료(투약)한 후 건강보험 요양급여비용 청구 방법에 의거 작성한 요양급여비용 명세서건수 ○ 내원(입원)일수 : 요양급여비용 청구명세서에 기재된 건강보험 환자가 실제로 요양기관에 방문 또는 입원한 일수 ○ 요양일수 : 내원일수에 원내투약일수를 포함한 일수. 단, 내원과 투약이 중복된 날은 1일로 산정. 약국처방전의 요양일수는 투약일수를 의미 함 ○ 원외처방횟수 : 요양기관에서 원외처방전을 발행한 횟수 ○ 원외처방일수 : 원외처방전에 의하여 조제투약 하도록 처방한 일수 ○ 요양급여비용(총진료비) : 건강보험 요양급여에 소요된 총비용으로서 비급여·지정 진료 등의 비용은 포함되지 않으며, 보험자인 공단과 환자 본인이 나누어 부담 ○ 급여비(보험자부담금) : 요양급여비용 총액 중에서 보험자인 공단이 부담한 금액 ○ 지표산출식 <ul style="list-style-type: none"> - 원외처방률(외래) : 원외처방횟수/내원일수 - 원외처방횟수당처방일수 : 원외처방일수/원외처방횟수 - 건당내원일수 : 내원(입원)일수/청구건수 - 건당요양급여비용 : 요양급여비용(계)/청구건수 - 내원일당요양급여비용 : 요양급여비용(계)/내원일수 - 요양일당요양급여비용 : 요양급여비용(계)/요양일수
관련부서	건강보험심사평가원 빅데이터실(☎ 033-739-1048)

통계표 명	제Ⅳ-6-1표 내원일당 요양급여비용 크기별 진료실적(입원)
개 요	○ 건강보험 의료기관을 이용한 대상자들이 입원/외래 진료시 발생하는 요양급여비용의 구간에 따른 이용 규모 파악
작성기준	○ 대상 : 건강보험 심사청구명세서
용어정의	<ul style="list-style-type: none"> ○ 청구건수 : 요양기관에서 환자를(에게) 진료(투약)한 후 건강보험 요양급여비용 청구 방법에 의거 작성한 요양급여비용 명세서건수 ○ 내원(입원)일수 : 요양급여비용 청구명세서에 기재된 건강보험 환자가 실제로 요양기관에 방문 또는 입원한 일수 ○ 요양일수 : 내원일수에 원내투약일수를 포함한 일수. 단, 내원과 투약이 중복된 날은 1일로 산정. 약국처방건의 요양일수는 투약일수를 의미 함 ○ 원외처방횟수 : 의료기관에서 원외처방전을 발행한 횟수 ○ 원외처방일수 : 원외처방전에 의하여 조제투약 하도록 처방한 일수 ○ 요양급여비용(총진료비) : 건강보험 요양급여에 소요된 총비용으로서 비급여·지정 진료 등의 비용은 포함되지 않으며, 보험자인 공단과 환자 본인이 나누어 부담 ○ 급여비(보험자부담금) : 요양급여비용 총액 중에서 보험자인 공단이 부담한 금액 ○ 지표산출식 <ul style="list-style-type: none"> － 원외처방률(외래) : 원외처방횟수/내원일수 － 원외처방횟수당처방일수 : 원외처방일수/원외처방횟수 － 건당내원일수 : 내원(입원)일수/청구건수 － 건당요양급여비용 : 요양급여비용(계)/청구건수 － 내원일당요양급여비용 : 요양급여비용(계)/내원일수 － 요양일당요양급여비용 : 요양급여비용(계)/요양일수
관련부서	건강보험심사평가원 빅데이터실(☎ 033-739-1048)

통계표 명	제Ⅳ-6-2표 내원일당 요양급여비용 크기별 진료실적(외래)
개 요	○ 건강보험 의료기관을 이용한 대상자들이 입원/외래 진료시 발생하는 요양급여비용의 구간에 따른 이용 규모 파악
작성기준	○ 대상 : 건강보험 심사청구명세서
용어정의	<ul style="list-style-type: none"> ○ 청구건수 : 요양기관에서 환자를(에게) 진료(투약)한 후 건강보험 요양급여비용 청구 방법에 의거 작성한 요양급여비용 명세서건수 ○ 내원(입원)일수 : 요양급여비용 청구명세서에 기재된 건강보험 환자가 실제로 요양기관에 방문 또는 입원한 일수 ○ 요양일수 : 내원일수에 원내투약일수를 포함한 일수. 단, 내원과 투약이 중복된 날은 1일로 산정. 약국처방전의 요양일수는 투약일수를 의미 함 ○ 원외처방횟수 : 의료기관에서 원외처방전을 발행한 횟수 ○ 원외처방일수 : 원외처방전에 의하여 조제투약 하도록 처방한 일수 ○ 요양급여비용(총진료비) : 건강보험 요양급여에 소요된 총비용으로서 비급여·지정 진료 등의 비용은 포함되지 않으며, 보험자인 공단과 환자 본인이 나누어 부담 ○ 급여비(보험자부담금) : 요양급여비용 총액 중에서 보험자인 공단이 부담한 금액 ○ 지표산출식 <ul style="list-style-type: none"> － 원외처방률(외래) : 원외처방횟수/내원일수 － 원외처방횟수당처방일수 : 원외처방일수/원외처방횟수 － 건당내원일수 : 내원(입원)일수/청구건수 － 건당요양급여비용 : 요양급여비용(계)/청구건수 － 내원일당요양급여비용 : 요양급여비용(계)/내원일수 － 요양일당요양급여비용 : 요양급여비용(계)/요양일수
관련부서	건강보험심사평가원 빅데이터실(☎ 033-739-1048)

통계표 명	제Ⅳ-7표 진료내역 항목별 요양급여비용 실적
개 요	○ 건강보험 대상자들이 의료기관에서 진료 받은 후 심사청구한 명세서의 청구항목에 따른 요양급여비용의 분포
작성기준	○ 대상 : 건강보험 심사청구명세서
용어정의	<p>○ 10대 항목</p> <p>－ 의과, 치과, 보건의료원의 청구명세서에서 “진찰료”항부터 “특수영상진단료”항까지 11개항에 청구 들어온 항목</p> <p>○ 10대 항목별 금액</p> <p>－ 구성비 : 2018년 1월~12월 전자문서 및 전산매체 청구기관의 진료실적</p> <p>－ 금액 : 전자문서 및 전산매체 청구기관의 구성비를 토대로 서면청구분을 포함한 전체 요양급여비용총액에 해당하는 금액을 추정 함</p> <p>※ 건강보험심사평가원에 심사청구되는 형태는 전자문서(EDI, 청구포털), 전산매체(디스켓,CD), 서면(종이)서식에 의한 방법으로 청구되고 있음</p> <p>－ 건강보험 청구가 발생한 전체 92,715개소 중 서면 청구기관은 79개소임</p>
관련부서	건강보험심사평가원 빅데이터실(☎ 033-739-1048)

통계표 명	제Ⅳ-8표 처방일수별 요양기관종별 원외처방횟수
개 요	○ 건강보험 대상자들이 의료기관에서 교부받은 원외처방전의 처방일수에 따른 원외처방전건수(횟수)의 분포 현황
작성기준	○ 대상 : 건강보험 심사청구명세서, 의료기관에서 발행한 원외처방전
용어정의	<p>○ 원외처방횟수 : 의료기관에서 원외처방전을 발행한 횟수</p> <p>○ 처방일수 : 원외처방전에 의하여 조제투약하도록 처방한 일수</p>
관련부서	건강보험심사평가원 빅데이터실(☎ 033-739-1048)

통계표 명	제Ⅳ-9표 질병군 범주별(DRG) 요양급여비용 심사실적
개 요	○ 포괄수가가 적용되는 7개 질병군에 대한 입원 진료실적을 작성
작성기준	○ 대상 : 포괄수가제 적용대상 7개질병군 요양급여비용 청구 명세서
용어정의	<ul style="list-style-type: none"> ○ 포괄수가제: 포괄수가제(DRG, Diagnosis Related Group Payment System)는 치료과정이 비슷한 질병군(환자군)별로 제공된 의료서비스의 종류와 관계없이 미리 책정된 정액진료비를 지불하는 일종의 ‘입원진료비 정액제’임 ○ 포괄수가제 적용대상 질병군: 수정제 수술, 편도 및 아데노이드 절제술, 충수절제술, 서혜 및 대퇴부 탈장 수술, 항문 및 항문 주위 수술, 자궁 및 자궁부속기 수술, 제왕절개분만 ○ 질병군: 진단명, 수술명 등을 이용하여 입원 환자들을 의료자원 소모와 임상적 의미 측면에서 유사한 그룹으로 분류한 그룹 ○ 청구건수 : 요양기관에서 환자를(에게) 진료(투약)한 후 건강보험 요양급여비용 청구방법에 의거 작성한 요양급여비용 명세서건수 ○ 내원(입원)일수 : 요양급여비용 청구명세서에 기재된 건강보험 환자가 실제로 요양기관에 입원한 일수 ○ 요양일수 : 내원일수에 원내투약일수를 포함한 일수. 단, 내원과 투약이 중복된 날은 1일로 산정. 약국처방건의 요양일수는 투약일수를 의미 함 ○ 요양급여비용(총진료비) : 건강보험 요양급여에 소요된 총비용으로서 비급여·지정 진료 등의 비용은 포함되지 않으며, 보험자인 공단과 환자 본인이 나누어 부담 ○ 급여비(보험자부담금) : 요양급여비용 총액 중에서 보험자인 공단이 부담한 금액
관련부서	건강보험심사평가원 포괄수가실(☎ 033-739-1207)

통계표 명	제Ⅳ-10표 질병군 세부 분류별 요양급여비용 심사실적
개 요	○ 포괄적인 행위가 적용되는 7개 질병군 그룹을 질병군분류(코드)별로 작성
작성기준	○ 대상 : 포괄수가제 적용대상 7개질병군 요양급여비용 청구 명세서
용어정의	<ul style="list-style-type: none"> ○ 질병군 분류 기호 : 질병군을 알파벳과 숫자를 이용하여 기호로 나타낸 것으로, 4자리까지가 기본적 분류이며, 필요에 따라 연령 및 중증도를 구분하는 경우 5~6자리까지 표기함 ○ 청구건수 : 요양기관에서 환자를(에게) 진료(투약)한 후 건강보험 요양급여비용 청구방법에 의거 작성한 요양급여비용 명세서건수 ○ 내원(입원)일수 : 요양급여비용 청구명세서에 기재된 건강보험 환자가 실제로 요양기관에 입원한 일수 ○ 요양일수 : 내원일수에 원내투약일수를 포함한 일수. 단, 내원과 투약이 중복된 날은 1일로 산정. 약국처방건의 요양일수는 투약일수를 의미 함 ○ 요양급여비용(총진료비) : 건강보험 요양급여에 소요된 총비용으로서 비급여·지정 진료 등의 비용은 포함되지 않으며, 보험자인 공단과 환자 본인이 나누어 부담 ○ 급여비(보험자부담금) : 요양급여비용 총액 중에서 보험자인 공단이 부담한 금액
관련부서	건강보험심사평가원 포괄수가실(☎ 033-739-1207)

통계표 명	제Ⅳ-11표 방문일당 약제비 크기별 요양급여비용 심사실적(처방조제)
개 요	○ 건강보험 대상자들이 약국에서 처방조제를 받은 요양급여비용의 현황으로 약국방문 일당약제비 규모에 따른 조제현황을 파악할 수 있음
작성기준	○ 대상 : 건강보험 약국 청구명세서
용어정의	<ul style="list-style-type: none"> ○ 청구건수 : 약국에서 환자에게 처방조제한 후 건강보험 요양급여비용 청구방법에 의거 작성한 요양급여비용 명세서건수 ○ 방문일수 : 건강보험 환자가 실제로 약국에 방문한 일수 ○ 요양일수 : 약국에서 처방조제 받은 투약일수를 의미 함 ○ 요양급여비용(총진료비) : 약국에서 처방조제에 들어간 비용으로 약사의 “조제료 등 행위료”와 “약품비”를 포함한 총비용으로 비급여는 포함하지 않음 ○ 급여비(보험자부담금) : 요양급여비용 총액 중에서 보험자인 공단이 부담한 금액
관련부서	건강보험심사평가원 빅데이터실(☎ 033-739-1048)

통계표 명	제Ⅳ-12표 방문일당 약제비 크기별 요양급여비용 심사실적(직접조제)
개 요	○ 건강보험 대상자들이 약국에서 직접조제를 받은 요양급여비용의 현황으로 약국방문 일당약제비 규모에 따른 직접조제현황을 파악할 수 있음
작성기준	○ 대상 : 건강보험 약국 청구명세서 중 의약분업 예외지역에서 직접조제 투약하는 경우
용어정의	<ul style="list-style-type: none"> ○ 청구건수 : 약국에서 환자에게 직접조제한 후 건강보험 요양급여비용 청구방법에 의거 작성한 요양급여비용 명세서건수 ○ 방문일수 : 건강보험 환자가 실제로 약국에 방문한 일수 ○ 요양일수 : 약국에서 직접조제 받은 “투약일수”를 의미 함 ○ 요양급여비용(총진료비) : 약국에서 직접조제에 들어간 비용으로 약사의 “조제료 등 행위료”와 “약품비”를 포함한 총비용으로 비급여는 포함하지 않음 ○ 급여비(보험자부담금) : 요양급여비용 총액 중에서 보험자인 공단이 부담한 금액
관련부서	건강보험심사평가원 빅데이터실(☎ 033-739-1048)

통계표 명	제Ⅳ-13표 투약일수별 처방전발행기관종별 원외처방전건수
개 요	○ 건강보험 대상자들이 약국에서 처방조제를 받은 현황으로 처방전을 발행한 의료기관 규모별 처방전건수 현황
작성기준	○ 대상 : 건강보험 약국 청구명세서
용어정의	○ 건강보험 대상자들이 약국에서 처방조제를 받은 현황으로 처방전을 발행한 의료기관 규모별 처방전건수 현황 - 약국에서 환자에게 처방조제한 후 건강보험 요양급여비용 청구방법에 의거 작성한 요양급여비용 명세서건수
관련부서	건강보험심사평가원 빅데이터실(☎ 033-739-1048)

통계표 명	제Ⅳ-14표 치과 소재지별 요양기관종별 요양급여비용 심사실적
개 요	○ 건강보험 대상자들이 치과 입원/외래 이용시 발생하는 요양급여비용의 현황
작성기준	○ 대상 : 건강보험 치과 청구명세서
용어정의	<p>○ 청구건수 : 요양기관에서 환자를(에게) 진료(투약)한 후 건강보험 요양급여비용 청구 방법에 의거 작성한 요양급여비용 명세서건수</p> <p>○ 내원(입원)일수 : 요양급여비용 청구명세서에 기재된 건강보험 환자가 실제로 요양기관에 방문 또는 입원한 일수</p> <p>○ 요양일수 : 내원일수에 원내투약일수를 포함한 일수. 단, 내원과 투약이 중복된 날은 1일로 산정. 약국처방건의 요양일수는 투약일수를 의미 함</p> <p>○ 요양급여비용(총진료비) : 건강보험 요양급여에 소요된 총비용으로서 비급여·지정 진료 등의 비용은 포함되지 않으며, 보험자인 공단과 환자 본인이 나누어 부담</p> <p>○ 급여비(보험자부담금) : 요양급여비용 총액 중에서 보험자인 공단이 부담한 금액</p> <p>※ 시도는 요양기관 소재지 기준임</p>
관련부서	건강보험심사평가원 빅데이터실(☎ 033-739-1048)

통계표 명	제Ⅳ-15표 치과 연령별 성별 요양급여비용 심사실적
개 요	○ 건강보험 대상자들이 치과 입원/외래 이용시 발생하는 요양급여비용의 현황
작성기준	○ 대상 : 건강보험 치과 청구명세서
용어정의	<ul style="list-style-type: none"> ○ 청구건수 : 요양기관에서 환자를(에게) 진료(투약)한 후 건강보험 요양급여비용 청구방법에 의거 작성한 요양급여비용 명세서건수 ○ 내원(입원)일수 : 요양급여비용 청구명세서에 기재된 건강보험 환자가 실제로 요양기관에 방문 또는 입원한 일수 ○ 요양일수 : 내원일수에 원내투약일수를 포함한 일수. 단, 내원과 투약이 중복된 날은 1일로 산정. 약국처방건의 요양일수는 투약일수를 의미 함 ○ 요양급여비용(총진료비) : 건강보험 요양급여에 소요된 총비용으로서 비급여·지정 진료 등의 비용은 포함되지 않으며, 보험자인 공단과 환자 본인이 나누어 부담 ○ 급여비(보험자부담금) : 요양급여비용 총액 중에서 보험자인 공단이 부담한 금액
관련부서	건강보험심사평가원 빅데이터실(☎ 033-739-1048)

통계표 명	제Ⅳ-16표 한방 소재지별 요양기관종별 요양급여비용 심사실적
개 요	○ 건강보험 대상자들이 한방병원, 한의원 입원/외래 이용시 발생하는 요양급여비용의 현황
작성기준	○ 대상 : 건강보험 청구명세서 중 한방병원, 한의원
용어정의	<p>○ 청구건수 : 요양기관에서 환자를(에게) 진료(투약)한 후 건강보험 요양급여비용 청구방법에 의거 작성한 요양급여비용 명세서건수</p> <p>○ 내원(입원)일수 : 요양급여비용 청구명세서에 기재된 건강보험 환자가 실제로 요양기관에 방문 또는 입원한 일수</p> <p>○ 요양급여비용(총진료비) : 건강보험 요양급여에 소요된 총비용으로서 비급여·지정 진료 등의 비용은 포함되지 않으며, 보험자인 공단과 환자 본인이 나누어 부담</p> <p>○ 급여비(보험자부담금) : 요양급여비용 총액 중에서 보험자인 공단이 부담한 금액</p> <p>※ 시도는 요양기관 소재지 기준임</p>
관련부서	건강보험심사평가원 빅데이터실(☎ 033-739-1048)

통계표 명	제Ⅳ-17표 한방 연령별 성별 요양급여비용 심사실적
개 요	○ 건강보험 대상자들이 한방병원, 한의원 입원/외래 이용시 발생하는 요양급여비용의 현황
작성기준	○ 대상 : 건강보험 청구명세서 중 한방병원, 한의원
용어정의	<ul style="list-style-type: none"> ○ 청구건수 : 요양기관에서 환자를(에게) 진료(투약)한 후 건강보험 요양급여비용 청구 방법에 의거 작성한 요양급여비용 명세서건수 ○ 내원(입원)일수 : 요양급여비용 청구명세서에 기재된 건강보험 환자가 실제로 요양기관에 방문 또는 입원한 일수 ○ 요양급여비용(총진료비) : 건강보험 요양급여에 소요된 총비용으로서 비급여·지정 진료 등의 비용은 포함되지 않으며, 보험자인 공단과 환자 본인이 나누어 부담 ○ 급여비(보험자부담금) : 요양급여비용 총액 중에서 보험자인 공단이 부담한 금액
관련부서	건강보험심사평가원 빅데이터실(☎ 033-739-1048)

통계표 명	제Ⅳ-18표 약국 조제행위별 요양급여비용 심사실적
개 요	○ 건강보험 대상자들이 약국에서 조제 받은 후 심사청구한 명세서의 청구항목에 따른 요양급여비용의 분포
작성기준	○ 대상 : 건강보험 약국 청구명세서 ○ 범위 및 지역 : 전국
용어정의	<p>○ 약국 조제행위별 청구 항목</p> <p>– 약국의 청구명세서에서 “약국관리료”부터 “의약품관리료”의 청구항목</p> <p>○ 약국 청구 항목별 금액</p> <p>– 구성비 : 2018년 1월~12월 전자문서 및 전산매체 청구기관의 진료실적</p> <p>– 금액 : 전자문서 및 전산매체 청구기관의 구성비를 토대로 서면 청구분을 포함한 전체 요양급여비용총액에 해당하는 금액을 추정 함</p> <p>※ 건강보험심사평가원에 심사청구되는 형태는 전자문서(EDI, 청구포털), 전산매체(디스켓,CD), 서면(종이)서식에 의한 방법으로 청구되고 있음</p> <p>– 건강보험 청구가 발생한 전체 약국 22,364개소 중 서면 청구기관은 8개소임</p>
관련부서	건강보험심사평가원 빅데이터실(☎ 033-739-1048)

통계표 명	제Ⅳ-19표 요양기관 종별 분만 심사실적
개 요	○ 자연분만 및 제왕절개 분만 청구건수를 요양기관 종별로 연도별 추이를 파악할 수 있도록 함
작성기준	○ 대상 : 분만분류별 수가코드가 발생한 청구명세서 ○ 범위 및 지역 : 전국
용어정의	<ul style="list-style-type: none"> ○ 분만분류 : 자연분만(브이백 포함), 제왕절개 ○ 자연분만 및 제왕절개 내역이 함께 발생한 경우 제왕절개로 분류 ○ 자연분만(브이백 포함) <ul style="list-style-type: none"> - 수가코드 : R3131, R3133, R3136, R3138, R3141, R3143, R3146, R3148, R4351, R4353, R4356, R4358, R4361, R4362, RA311, RA312, RA313, RA314, RA315, RA316, RA317, RA318, RA361, RA362, RA431, RA432, RA433, RA434, 브이백(R4380, RA380) - 조산원 : 초산, 경산, 골반위만출술 ○ 제왕절개 <ul style="list-style-type: none"> - 수가코드 : R4507, R4508, R4509, R4510, R4514, R4516, R4517, R4518, R4519, R4520, R5001, R5002
관련부서	건강보험심사평가원 빅데이터실(☎ 033-739-1048)

통계표 명	제Ⅳ-20표 요양기관소재지별 분만 심사실적
개 요	○ 자연분만 및 제왕절개 분만 청구건수를 지역별(요양기관 소재지)로 연도별 추이를 파악할 수 있도록 함
작성기준	○ 대상 : 분만분류별 수가코드가 발생한 청구명세서 ○ 범위 및 지역 : 전국 및 각 시도 단위
용어정의	<ul style="list-style-type: none"> ○ 분만분류 : 자연분만(브이백 포함), 제왕절개 ○ 자연분만 및 제왕절개 내역이 함께 발생한 경우 제왕절개로 분류 ○ 자연분만(브이백 포함) <ul style="list-style-type: none"> － 수가코드 : R3131, R3133, R3136, R3138, R3141, R3143, R3146, R3148, R4351, R4353, R4356, R4358, R4361, R4362, RA311, RA312, RA313, RA314, RA315, RA316, RA317, RA318, RA361, RA362, RA431, RA432, RA433, RA434, 브이백(R4380, RA380) － 조산원 : 초산, 경산, 골반위만출술 ○ 제왕절개 <ul style="list-style-type: none"> － 수가코드 : R4507, R4508, R4509, R4510, R4514, R4516, R4517, R4518, R4519, R4520, R5001, R5002
관련부서	건강보험심사평가원 빅데이터실(☎ 033-739-1048)

통계표 명	제Ⅳ-21표 초·경산별 분만 심사실적
개 요	○ 자연분만 및 제왕절개 분만 청구건수를 초·경산별로 파악할 수 있도록 함
작성기준	○ 대상 : 분만분류별 수가코드가 발생한 청구명세서 중 초·경산이 확인되는 건 ○ 범위 및 지역 : 전국
용어정의	<ul style="list-style-type: none"> ○ 분만분류 : 자연분만(브이백 포함), 제왕절개 ○ 자연분만 및 제왕절개 내역이 함께 발생한 경우 제왕절개로 분류 ○ 자연분만(브이백 포함) <ul style="list-style-type: none"> - 초산 : R3131, R3133, R3141, R3143, R4351, R4353, R4361, RA311, RA312, RA315, RA316, RA361, RA431, RA432, 조산원 초산 - 경산 : R3136, R3138, R3146, R3148, R4356, R4358, R4362, R4380, RA313, RA314, RA317, RA318, RA362, RA380, RA433, RA434, 조산원 경산 ○ 제왕절개 <ul style="list-style-type: none"> - 초산 : R4507, R4509, R4517, R4519, R5001 - 경산 : R4508, R4510, R4514, R4516, R4518, R4520, R5002
관련부서	건강보험심사평가원 빅데이터실(☎ 033-739-1048)

통계표 명	제Ⅳ-22표 암 수술별 요양급여실적(입원)
개 요	<ul style="list-style-type: none"> ○ 암수술별 평균급여비용 및 평균입원일수 현황 수록 – 진료비 및 발생빈도가 높은 14개 암수술의 평균급여비용 및 평균입원일수 현황을 파악할 수 있도록 함
작성기준	<ul style="list-style-type: none"> ○ 대상 : 건강보험, 2017년 진료분 ○ 종별 : 병원급 이상
용어정의	<ul style="list-style-type: none"> ○ 평균급여비용 : 입원에서 퇴원까지의 평균급여비용 ○ 평균입원일수 : 입원에서 퇴원까지의 평균입원일수 ※ 평균급여비용 및 평균입원일수 : 열외군 제외 <ul style="list-style-type: none"> – 열외군 : 급여비용 및 입원일수가 극단적으로 높거나 낮은 건들을 열외군으로 설정한 것으로, 상단값을 초과하거나 하단값 미만인 건 – 열외군 산출식 <ul style="list-style-type: none"> · 상단열외군 : $X > \{ Q_3 + 2.5 Q_3 - Q_1 \}$ · 하단열외군 : $X < \{ Q_1 - 2.5 Q_3 - Q_1 \}$ (X : 건별 총진료비 또는 입원일수, Q_1 : 1사분위수, Q_3 : 3사분위수) □ 참고사항 <ul style="list-style-type: none"> – 요양급여비용은 건강보험공단부담금과 본인일부부담금을 합한 금액임 – 요양급여비용에 비급여비용과 환자 본인이 전액 부담하는 비용은 포함되지 않음
관련부서	건강보험심사평가원 급여보장실 비급여정보관리부(☎ 033-739-1178)

통계표 명	제Ⅳ-23표 암 외 수술별 요양급여실적(입원)
개 요	<ul style="list-style-type: none"> ○ 암 외 수술별 평균급여비용 및 평균입원일수 현황 수록 - 암 외 25개 주요 수술의 평균급여비용 및 평균입원일수 현황을 파악할 수 있도록 함
작성기준	<ul style="list-style-type: none"> ○ 대상 : 건강보험, 2017년 진료분 ○ 종별 : 병원급 이상
용어정의	<ul style="list-style-type: none"> ○ 평균급여비용 : 입원에서 퇴원까지의 평균급여비용 ○ 평균입원일수 : 입원에서 퇴원까지의 평균입원일수 ※ 평균급여비용 및 평균입원일수 : 열외군 제외 <ul style="list-style-type: none"> - 열외군 : 급여비용 및 입원일수가 극단적으로 높거나 낮은 건들을 열외군으로 설정한 것으로, 상단값을 초과하거나 하단값 미만인 건 - 열외군 산출식 <ul style="list-style-type: none"> · 상단열외군 : $X > \{ Q_3 + 2.5 Q_3 - Q_1 \}$ · 하단열외군 : $X < \{ Q_1 - 2.5 Q_3 - Q_1 \}$ (X : 건별 총진료비 또는 입원일수, Q_1 : 1사분위수, Q_3 : 3사분위수) ○ 암 외 25개 수술 <ul style="list-style-type: none"> - 신규항목 추가 (2개: 고실성형술, 구순구개열) (2017년 23개 → 2018년 25개) □ 참고사항 <ul style="list-style-type: none"> - 요양급여비용은 건강보험공단부담금과 본인일부부담금을 합한 금액임 - 요양급여비용에 비급여비용과 환자 본인이 전액 부담하는 비용은 포함되지 않음
관련부서	건강보험심사평가원 급여보장실 비급여정보관리부(☎ 033-739-1178)

제 V 편

요양급여 적정성 평가

Quality Assessment

통계표 명	제V-1표 요양기관종별 약제평가 항목별 지표
개요	<ul style="list-style-type: none"> ○ 요양기관 종별 약제평가 항목별 지표 현황 수록 <ul style="list-style-type: none"> - 약제평가 항목인 주사제 처방률, 처방건당 약품목수, 투약일당 약품비 현황을 파악할 수 있도록 함
작성기준	<ul style="list-style-type: none"> ○ 대상: 건강보험 외래 요양급여비용 명세서 중 약제 처방내역 ○ 범위 및 지역: 전국
용어정의	<ul style="list-style-type: none"> ○ 주사제 처방률: 내원일당 주사제를 처방한 빈도를 나타내는 지표로 처방률 30%는 100회 내원 시 주사제 30회 발생을 의미 ○ 처방건당약품목수: 처방 1회당 평균적으로 발생된 약제 품목수를 의미 ○ 투약일당 약품비: 투약 1일당 평균적으로 소요되는 약품비를 의미
관련부서	건강보험심사평가원 평가운영실(☎ 033-739-1982~3,1990)

통계표 명	제Ⅴ-2표 의원 표시과목별 약제평가 항목별 지표
개요	<ul style="list-style-type: none"> ○ 의원 표시과목별 약제평가 항목별 지표 현황 수록 - 약제평가 항목인 주사제 처방률, 처방건당 약품목수, 투약일당 약품비 현황을 파악할 수 있도록 함
작성기준	<ul style="list-style-type: none"> ○ 대상: 건강보험 외래 요양급여비용 명세서 중 약제 처방내역 ○ 범위 및 지역: 의원급, 전국
용어정의	<ul style="list-style-type: none"> ○ 주사제 처방률: 내원일당 주사제를 처방한 빈도를 나타내는 지표로 처방률 30%는 100회 내원 시 주사제 30회 발생을 의미 ○ 처방건당약품목수: 처방 1회당 평균적으로 발생된 약제 품목수를 의미 ○ 투약일당 약품비: 투약 1일당 평균적으로 소요되는 약품비를 의미
관련부서	건강보험심사평가원 평가운영실(☎ 033-739-1982~3,1990)

통계표 명	제V-3표 다발생 질병별 약제평가 항목별 지표
개 요	<ul style="list-style-type: none"> ○ 요양기관종별/다발생 질병별 약제평가 항목별 지표 현황 수록 <ul style="list-style-type: none"> － 약제평가 항목인 주사제 처방률, 처방건당 약품목수, 투약일당 약품비 현황을 파악할 수 있도록 함
작성기준	<ul style="list-style-type: none"> ○ 대상: 건강보험 외래 요양급여비용 명세서 중 약제 처방내역 ○ 범위 및 지역: 전국
용어정의	<ul style="list-style-type: none"> ○ 주사제 처방률: 내원일당 주사제를 처방한 빈도를 나타내는 지표로 처방률 30%는 100회 내원 시 주사제 30회 발생을 의미 ○ 처방건당약품목수: 처방 1회당 평균적으로 발생된 약제 품목수를 의미 ○ 투약일당 약품비: 투약 1일당 평균적으로 소요되는 약품비를 의미 ○ 다발생 질병: 질병분류기호에 따라 요양급여비용 명세서건수를 내림차순으로 정렬
관련부서	건강보험심사평가원 평가운영실(☎ 033-739-1982~3,1990)

통계표 명	제V-4표 의원 표시과목별 다발생 질병별 약제평가 항목별 지표
개 요	<ul style="list-style-type: none"> ○ 의원표시과목별/다발생 질병별 약제평가 항목별 지표 현황 수록 - 약제평가 항목인 주사제 처방률, 처방건당 약품목수, 투약일당 약품비 현황을 파악할 수 있도록 함
작성기준	<ul style="list-style-type: none"> ○ 대상: 건강보험 외래 요양급여비용 명세서 중 약제 처방내역 ○ 범위 및 지역: 의원급, 전국
용어정의	<ul style="list-style-type: none"> ○ 주사제 처방률: 내원일당 주사제를 처방한 빈도를 나타내는 지표로 처방률 30%는 100회 내원 시 주사제 30회 발생을 의미 ○ 처방건당약품목수: 처방 1회당 평균적으로 발생된 약제 품목수를 의미 ○ 투약일당 약품비: 투약 1일당 평균적으로 소요되는 약품비를 의미 ○ 다발생 질병: 질병분류기호에 따라 요양급여비용 명세서건수를 내림차순으로 정렬
관련부서	건강보험심사평가원 평가운영실(☎ 033-739-1982~3,1990)

통계표 명	제V-5-1표 요양기관종별 항생제 처방률								
개 요	<ul style="list-style-type: none"> ○ 호흡기계상병에 투여된 항생제 처방률 현황 수록 <ul style="list-style-type: none"> - 급성상기도감염, 급성상기도감염 외 항생제 처방률 현황을 요양기관종별로 파악할 수 있도록 함 								
작성기준	<ul style="list-style-type: none"> ○ 대상: 건강보험 외래 요양급여비용 명세서 중 약제 처방내역 ○ 범위 및 지역: 전국 								
용어정의	<ul style="list-style-type: none"> ○ 항생제 처방률: 내원일당 항생제를 처방한 빈도를 나타내는 지표로 처방률 30%는 100회 내원 시 항생제 30회 발생을 의미 ○ 상병코드: 한국표준질병·사인분류 중분류 기준 <table border="1"> <thead> <tr> <th>구 분</th><th>상병코드</th></tr> </thead> <tbody> <tr> <td>호 흡 기 계 상 병</td><td>J00 ~ J47</td></tr> <tr> <td>급 성 상 기 도 감 염</td><td>J00 ~ J06</td></tr> <tr> <td>급 성 상 기 도 감 염 외</td><td>J09 ~ J47</td></tr> </tbody> </table> 	구 분	상병코드	호 흡 기 계 상 병	J00 ~ J47	급 성 상 기 도 감 염	J00 ~ J06	급 성 상 기 도 감 염 외	J09 ~ J47
구 분	상병코드								
호 흡 기 계 상 병	J00 ~ J47								
급 성 상 기 도 감 염	J00 ~ J06								
급 성 상 기 도 감 염 외	J09 ~ J47								
관련부서	건강보험심사평가원 평가운영실(☎ 033-739-1982~3,1990)								

통계표 명	제V-5-2표 의원 표시과목별 항생제 처방률								
개 요	<ul style="list-style-type: none"> ○ 호흡기계상병에 투여된 항생제 처방률 현황 수록 <ul style="list-style-type: none"> - 급성상기도감염, 급성상기도감염 외 항생제 처방률 현황을 의원표시과목별로 파악할 수 있도록 함 								
작성기준	<ul style="list-style-type: none"> ○ 대상: 건강보험 외래 요양급여비용 명세서 중 약제 처방내역 ○ 범위 및 지역: 의원급, 전국 								
용어정의	<ul style="list-style-type: none"> ○ 항생제 처방률: 내원일당 항생제를 처방한 빈도를 나타내는 지표로 처방률 30%는 100회 내원 시 항생제 30회 발생을 의미 ○ 상병코드: 한국표준질병·사인분류 중분류 기준 <table border="1"> <thead> <tr> <th>구 분</th><th>상병코드</th></tr> </thead> <tbody> <tr> <td>호 흡 기 계 상 병</td><td>J00 ~ J47</td></tr> <tr> <td>급 성 상 기 도 감 염</td><td>J00 ~ J06</td></tr> <tr> <td>급 성 상 기 도 감 염 외</td><td>J09 ~ J47</td></tr> </tbody> </table> 	구 분	상병코드	호 흡 기 계 상 병	J00 ~ J47	급 성 상 기 도 감 염	J00 ~ J06	급 성 상 기 도 감 염 외	J09 ~ J47
구 분	상병코드								
호 흡 기 계 상 병	J00 ~ J47								
급 성 상 기 도 감 염	J00 ~ J06								
급 성 상 기 도 감 염 외	J09 ~ J47								
관련부서	건강보험심사평가원 평가운영실(☎ 033-739-1982~3,1990)								

통계표 명	제V-6표 의원 소재지별 약제평가 항목별 지표
개요	<ul style="list-style-type: none"> ○ 약제평가 항목별 지표에 대한 의원 시도별 현황 수록 <ul style="list-style-type: none"> － 급성상기도감염 항생제처방률, 주사제 처방률, 처방건당 약품목수 현황을 파악할 수 있도록 함
작성기준	<ul style="list-style-type: none"> ○ 대상: 건강보험 외래 요양급여비용 명세서 중 약제 처방내역 ○ 범위 및 지역: 의원급, 전국
용어정의	<ul style="list-style-type: none"> ○ 항생제 처방률: 내원일당 항생제를 처방한 빈도를 나타내는 지표로 처방률 30%는 100회 내원 시 항생제 30회 발생을 의미 ○ 주사제 처방률: 내원일당 주사제를 처방한 빈도를 나타내는 지표로 처방률 30%는 100회 내원 시 주사제 30회 발생을 의미 ○ 처방건당약품목수: 처방 1회당 평균적으로 발생된 약제 품목수를 의미 ○ 급성상기도감염(상병코드: J00~J06) <ul style="list-style-type: none"> － 한국표준질병·사인분류 중분류를 기준으로 하여 주상병 기준
관련부서	건강보험심사평가원 평가운영실(☎ 033-739-1982~3,1990)

제 VI 편

질병통계

Diseases Statistics

통계표 명	제VI-1표 22대 분류별 급여현황
개 요	<ul style="list-style-type: none"> ○ 건강보험 22대분류별 현황을 통하여 질병별 진료환자 규모와 추이를 파악하고자함
작성기준	<ul style="list-style-type: none"> ○ 대상 : 건강보험 대상자 중 수진당시의 급여이용자 ○ 수진기준이며, 주상병기준, ○ 건강보험 급여실적(의료급여, 비급여 제외) ○ 한방제외, 급여일수, 진료비와 급여비는 약국포함
용어정의	<ul style="list-style-type: none"> ○ 22대분류 : 이환명태의 전 영역을 포함할 수 있는 상호 독립적인 22개항목으로 구성되어 있음. ○ 진료실인원 : 건강보험 가입자 중 실제 진료받은 환자수 ○ 진료비 : 공단부담금(기관부담금)과 본인부담금을 더한 금액(요양급여비용 총액) ○ 급여비 : 요양급여비용 총액에서 보험자인 공단이 부담한 금액 ○ 입·내원일수 : 진료비청구명세서상에 기재된 건강보험 환자가 실제로 요양기관에 방문 또는 입원한 일수 ○ 급여일수 : 내원일수에 원내 투약일수를 포함한 일수 단, 내원과 투약이 중복된 날은 1일로 산정 ○ 입원 : 의사(치과의사, 한의사 포함)의 자격을 가진 자에 의해 질병의 치료가 필요하다고 인정된 경우로서, 의료법 제3조(의료기관) 제2항에 정한 병원, 의원 또는 이와 동등하다고 인정되는 의료기관에 입실하여 의사의 관리 하에 치료에 전념하는 것 ○ 외래 : 환자가 입원하지 아니하고 요양기관에 방문하여 치료를 받음
관련부서	국민건강보험공단 빅데이터실 DW통계부(☎ 033-736-2440~6)

통계표 명	제Ⅵ-2표 298질병분류별 연령별 급여현황(총계)
개 요	○ 건강보험 298질병분류별 현황을 통하여 연령별 진료환자 규모와 추이를 파악하고자함
작성기준	○ 대상 : 건강보험 대상자 중 수진당시의 급여이용자 ○ 수진기준이며, 주상병기준 ○ 건강보험 급여실적(의료급여, 비급여 제외) ○ 한방제외, 급여일수, 진료비와 급여비는 약국포함
용어정의	○ 298질병분류 : 이환명태의 전 영역을 포함할 수 있는 상호 독립적인 298개 항목으로 구성되어 있음. ○ 진료실인원 : 건강보험 가입자 중 실제 진료받은 환자수 ○ 진료비 : 공단부담금(기관부담금)과 본인부담금을 더한 금액 (요양급여비용 총액) ○ 급여비 : 요양급여비용 총액에서 보험자인 공단이 부담한 금액 ○ 입·내원일수 : 진료비청구명세서상에 기재된 건강보험 환자가 실제로 요양기관에 방문 또는 입원한 일수 ○ 급여일수 : 내원일수에 원내 투약일수를 포함한 일수. 단, 내원과 투약이 중복된 날은 1일로 산정 ○ 입원 : 의사(치과의사, 한의사 포함)의 자격을 가진 자에 의해 질병의 치료가 필요하다고 인정된 경우로서, 의료법 제3조(의료기관) 제2항에 정한 병원, 의원 또는 이와 동등하다고 인정되는 의료기관에 입실하여 의사의 관리하에 치료에 전념하는 것 ○ 외래 : 환자가 입원하지 아니하고 요양기관에 방문하여 치료를 받음
관련부서	국민건강보험공단 빅데이터실 DW통계부(☎ 033-736-2440~6)

통계표 명	제VI-3표 질병소분류별 다빈도 상병 급여현황(계/남자/여자)
개 요	○ 건강보험 다빈도상병 500순위 급여현황을 통하여 상병 변동추이를 비교할 수 있음
작성기준	○ 대상 : 건강보험 대상자 중 수진당시의 급여이용자 ○ 수진기준이며, 주상병기준 ○ 건강보험 급여실적(의료급여, 비급여 제외) ○ 한방제외, 급여일수, 진료비와 급여비는 약국포함
용어정의	○ 다빈도 : 연간 진료인원이 가장 많은 상병 ○ 진료실인원 : 건강보험 가입자 중 실제 진료받은 환자수 ○ 진료비 : 공단부담금(기관부담금)과 본인부담금을 더한 금액 (요양급여비용 총액) ○ 급여비 : 요양급여비용 총액에서 보험자인 공단이 부담한 금액 ○ 입·내원일수 : 진료비청구명세서상에 기재된 건강보험 환자가 실제로 요양기관에 방문 또는 입원한 일수 ○ 급여일수 : 내원일수에 원내 투약일수를 포함한 일수. 단, 내원과 투약이 중복된 날은 1일로 산정 ○ 입원 : 의사(치과의사, 한의사 포함)의 자격을 가진 자에 의해 질병의 치료가 필요하다고 인정된 경우로서, 의료법 제3조(의료기관) 제2항에 정한 병원, 의원 또는 이와 동등하다고 인정되는 의료기관에 입실하여 의사의 관리하에 치료에 전념하는 것 ○ 외래 : 환자가 입원하지 아니하고 요양기관에 방문하여 치료를 받음
관련부서	국민건강보험공단 빅데이터실 DW통계부(☎ 033-736-2440~6)

통계표 명	제VI-4표 질병소분류별 입원 다빈도 상병 급여현황 (계/남자/여자)
개 요	○ 건강보험 다빈도상병 500순위 급여현황을 통하여 상병 변동추이를 비교할 수 있음
작성기준	○ 대상 : 건강보험 대상자 중 수진당시의 입원 급여이용자 ○ 수진기준이며, 주상병기준 ○ 건강보험 급여실적(의료급여, 비급여 제외) ○ 한방제외, 급여일수, 진료비와 급여비는 약국포함
용어정의	○ 다빈도 : 연간 진료인원이 가장 많은 상병 ○ 진료실인원 : 건강보험 가입자 중 실제 진료받은 환자수 ○ 진료비 : 공단부담금(기관부담금)과 본인부담금을 더한 금액 (요양급여비용 총액) ○ 급여비 : 요양급여비용 총액에서 보험자인 공단이 부담한 금액 ○ 입·내원일수 : 진료비청구명세서상에 기재된 건강보험 환자가 실제로 요양기관에 방문 또는 입원한 일수 ○ 급여일수 : 내원일수에 원내 투약일수를 포함한 일수. 단, 내원과 투약이 중복된 날은 1일로 산정 ○ 입원 : 의사(치과의사, 한의사 포함)의 자격을 가진 자에 의해 질병의 치료가 필요하다고 인정된 경우로서, 의료법 제3조(의료기관) 제2항에 정한 병원, 의원 또는 이와 동등하다고 인정되는 의료기관에 입실하여 의사의 관리하에 치료에 전념하는 것 ○ 외래 : 환자가 입원하지 아니하고 요양기관에 방문하여 치료를 받음
관련부서	국민건강보험공단 빅데이터실 DW통계부(☎ 033-736-2440~6)

통계표 명	제VI-5표 질병소분류별 외래 다빈도 상병 급여현황 (계/남자/여자)
개 요	○ 건강보험 다빈도상병 500순위 급여현황을 통하여 상병 변동추이를 비교 할수 있음
작성기준	○ 대상 : 건강보험 대상자 중 수진당시의 외래 급여이용자 ○ 수진기준이며, 주상병기준 ○ 건강보험 급여실적(의료급여, 비급여 제외) ○ 한방제외, 급여일수, 진료비와 급여비는 약국포함
용어정의	○ 다빈도 : 연간 진료인원이 가장 많은 상병 ○ 진료실인원 : 건강보험 가입자 중 실제 진료받은 환자수 ○ 진료비 : 공단부담금(기관부담금)과 본인부담금을 더한 금액 (요양급여비용 총액) ○ 급여비 : 요양급여비용 총액에서 보험자인 공단이 부담한 금액 ○ 입·내원일수 : 진료비청구명세서상에 기재된 건강보험 환자가 실제로 요양기 관에 방문 또는 입원한 일수 ○ 급여일수 : 내원일수에 원내 투약일수를 포함한 일수. 단, 내원과 투약이 중 복된 날은 1일로 산정 ○ 입원 : 의사(치과의사, 한의사 포함)의 자격을 가진 자에 의해 질병의 치료가 필요 하다고 인정된 경우로서, 의료법 제3조(의료기관) 제2항에 정한 병원, 의원 또 는 이와 동등하다고 인정되는 의료기관에 입실하여 의사의 관리하에 치료에 전념 하는 것 ○ 외래 : 환자가 입원하지 아니하고 요양기관에 방문하여 치료를 받음
관련부서	국민건강보험공단 빅데이터실 DW통계부(☎ 033-736-2440~6)

통계표 명	제VI-6표 한방 22대 분류별 급여현황
개 요	<ul style="list-style-type: none"> ○ 건강보험 22대분류별 현황을 통하여 질병별 진료환자 규모와 추이를 파악하고자함
작성기준	<ul style="list-style-type: none"> ○ 대상 : 건강보험 대상자 중 수진당시의 한방 급여이용자 ○ 수진기준이며, 주상병기준 ○ 건강보험 급여실적(의료급여, 비급여 제외) ○ 한방제외, 급여일수, 진료비와 급여비는 약국포함
용어정의	<ul style="list-style-type: none"> ○ 22대분류 : 이환명태의 전 영역을 포함할 수 있는 상호 독립적인 22개 항목으로 구성되어 있음. ○ 진료실인원 : 건강보험 가입자 중 실제 진료받은 환자수 ○ 진료비 : 공단부담금(기관부담금)과 본인부담금을 더한 금액 (요양급여비용 총액) ○ 급여비 : 요양급여비용 총액에서 보험자인 공단이 부담한 금액 ○ 입·내원일수 : 진료비청구명세서상에 기재된 건강보험 환자가 실제로 요양기관에 방문 또는 입원한 일수 ○ 급여일수 : 내원일수에 원내 투약일수를 포함한 일수. 단, 내원과 투약이 중복된 날은 1일로 산정 ○ 입원 : 의사(치과의사, 한의사 포함)의 자격을 가진 자에 의해 질병의 치료가 필요하다고 인정된 경우로서, 의료법 제3조(의료기관) 제2항에 정한 병원, 의원 또는 이와 동등하다고 인정되는 의료기관에 입실하여 의사의 관리하에 치료에 전념하는 것 ○ 외래 : 환자가 입원하지 아니하고 요양기관에 방문하여 치료를 받음
관련부서	국민건강보험공단 빅데이터실 DW통계부(☎ 033-736-2440~6)

통계표 명	제VI-7표 질병소분류별 다빈도 상병 급여현황(한방) 제VI-8표 질병소분류별 입원 다빈도 상병 급여현황(한방) 제VI-9표 질병소분류별 외래 다빈도 상병 급여현황(한방)
개 요	○ 건강보험 다빈도상병 100순위 한방 급여현황을 통하여 상병 변동추이를 비교할 수 있음
작성기준	○ 대상 : 건강보험대상자 중 수진당시의 한방 급여이용자 ○ 수진기준이며, 주상병기준 ○ 건강보험 급여실적(의료급여, 비급여 제외)
용어정의	○ 다빈도 : 연간 진료인원이 가장 많은 상병 ○ 진료실인원 : 건강보험 가입자 중 실제 진료받은 환자수 ○ 진료비 : 공단부담금(기관부담금)과 본인부담금을 더한 금액 (요양급여비용 총액) ○ 급여비 : 요양급여비용 총액에서 보험자인 공단이 부담한 금액 ○ 입·내원일수 : 진료비청구명세서상에 기재된 건강보험 환자가 실제로 요양기관에 방문 또는 입원한 일수 ○ 급여일수 : 내원일수에 원내 투약일수를 포함한 일수. 단, 내원과 투약이 중복된 날은 1일로 산정 ○ 입원 : 의사(치과의사, 한의사 포함)의 자격을 가진 자에 의해 질병의 치료가 필요하다고 인정된 경우로서, 의료법 제3조(의료기관) 제2항에 정한 병원, 의원 또는 이와 동등하다고 인정되는 의료기관에 입실하여 의사의 관리하에 치료에 전념하는 것 ○ 외래 : 환자가 입원하지 아니하고 요양기관에 방문하여 치료를 받음
관련부서	국민건강보험공단 빅데이터실 DW통계부(☎ 033-736-2440~6)

통계표 명	제Ⅵ-10표 노인 65세이상 질병소분류별 다빈도 상병 급여현황 제Ⅵ-11표 노인 65세이상 질병소분류별 입원 다빈도 상병 급여현황 제Ⅵ-12표 노인 65세이상 질병소분류별 외래 다빈도 상병 급여현황
개 요	○ 건강보험 다빈도상병 100순위 급여현황을 통하여 상병 변동추이를 비교할 수 있음(남자 100순위, 여자 100순위)
작성기준	○ 대상 : 노인 65세이상 건강보험 대상자 중 수진당시의 급여이용자 ○ 수진기준이며, 주상병기준 ○ 건강보험 급여실적(의료급여, 비급여 제외) ○ 한방제외, 급여일수, 진료비와 급여비는 약국포함
용어정의	○ 다빈도 : 연간 진료인원이 가장 많은 상병 ○ 진료실인원 : 건강보험 가입자 중 실제 진료받은 환자수 ○ 진료비 : 공단부담금(기관부담금)과 본인부담금을 더한 금액 (요양급여비용 총액) ○ 급여비 : 요양급여비용 총액에서 보험자인 공단이 부담한 금액 ○ 입·내원일수 : 진료비청구명세서상에 기재된 건강보험 환자가 실제로 요양기관에 방문 또는 입원한 일수 ○ 급여일수 : 내원일수에 원내 투약일수를 포함한 일수. 단, 내원과 투약이 중복된 날은 1일로 산정 ○ 입원 : 의사(치과의사, 한의사 포함)의 자격을 가진 자에 의해 질병의 치료가 필요하다고 인정된 경우로서, 의료법 제3조(의료기관) 제2항에 정한 병원, 의원 또는 이와 동등하다고 인정되는 의료기관에 입실하여 의사의 관리하에 치료에 전념하는 것 ○ 외래 : 환자가 입원하지 아니하고 요양기관에 방문하여 치료를 받음
관련부서	국민건강보험공단 빅데이터실 DW통계부(☎ 033-736-2440~6)

통계표 명	제Ⅵ-13표 노인 65세이상 질병소분류별 다빈도 상병 급여현황(한방) 제Ⅵ-14표 노인 65세이상 질병소분류별 입원 다빈도 상병 급여현황(한방) 제Ⅵ-15표 노인 65세이상 질병소분류별 외래 다빈도 상병 급여현황(한방)
개 요	○ 건강보험 다빈도상병 100순위 한방 급여현황을 통하여 상병 변동추이를 비교할 수 있음(남자 50순위, 여자 50순위)
작성기준	○ 대상 : 노인 65세이상 건강보험대상자 중 수진당시의 한방 급여이용자 ○ 수진기준이며, 주상병기준 ○ 건강보험 급여실적(의료급여, 비급여 제외)
용어정의	○ 다빈도 : 연간 진료인원이 가장 많은 상병 ○ 진료실인원 : 건강보험 가입자 중 실제 진료받은 환자수 ○ 진료비 : 공단부담금(기관부담금)과 본인부담금을 더한 금액 (요양급여비용 총액) ○ 급여비 : 요양급여비용 총액에서 보험자인 공단이 부담한 금액 ○ 입·내원일수 : 진료비청구명세서상에 기재된 건강보험 환자가 실제로 요양기관에 방문 또는 입원한 일수 ○ 급여일수 : 내원일수에 원내 투약일수를 포함한 일수. 단, 내원과 투약이 중복된 날은 1일로 산정 ○ 입원 : 의사(치과의사, 한의사 포함)의 자격을 가진 자에 의해 질병의 치료가 필요하다고 인정된 경우로서, 의료법 제3조(의료기관) 제2항에 정한 병원, 의원 또는 이와 동등하다고 인정되는 의료기관에 입실하여 의사의 관리하에 치료에 전념하는 것 ○ 외래 : 환자가 입원하지 아니하고 요양기관에 방문하여 치료를 받음
관련부서	국민건강보험공단 빅데이터실 DW통계부(☎ 033-736-2440~6)

통계표 명	제Ⅵ-16표 시도별 신규 중증(암)등록환자의 암유형별 등록인원 현황			
개 요	○ 시도별 현황을 수록하여 본인일부부담금 산정특례에 관한 기준(복지부고시)에 따라 공단에 등록 신청한 인원수 파악하고자 함			
작성기준	○ 대상 : 중증(암)등록 신규 신청자 ○ 사망자, 재등록자 포함 ○ 중증(암) 등록환자의 주민등록주소지 기준			
용어정의	○ 등록인원 : 본인일부부담금 산정특례에 관한 기준에 따라 등록신청한 자			
	○ 암유형별 상병코드			
	상병명	상병코드	상병명	상병코드
	폐암	C33-C34	중피성연조직암	C45-C49
	위암	C16	난소암	C56
	간암	C22	전립샘암	C61
	대장암	C18-C20	신장암	C64
	유방암	C50	신우암	C65
	자궁경부암	C53	요관암	C66
	입술구강암	C00-C14	방광암	C67
	식도암	C15	뇌암	C71
	당낭암	C23	비호지킨림프종	C82-C85
	담도암	C24	다발성골수종	C90
	췌장암	C25	백혈병	C91-C95
	후두암	C32	갑상샘(선)암	C73
	소장암	C17	기타암	C21, C26-31, C37-39, C51-52, C54-55, C57, C60, C62, C63, C68-70, C74-81, C88, C96-97, D00-D09, D32-D33, D37-D48
뼈 및 관절연골암	C40-C41			
피부암	C43-C44			
관련부서	국민건강보험공단 빅데이터실 DW통계부(☎ 033-736-2440~6)			

통계표 명	제Ⅵ-17표 시도별 신규 중증(암)등록환자의 암유형별 진료인원 현황																																																												
개 요	○ 건강보험 암보장성이 강화함에 따라, 보험급여율이 지속적으로 증가하고 있으며, 시도별 현황을 수록하여, 암 진료비의 규모를 파악하고자 함																																																												
작성기준	○ 객체 : 중증(암)등록 신규 신청자의 급여이용 ○ 중증(암)등록환자의 주민등록 주소지 기준, 사망자, 재등록자 포함																																																												
용어정의	<div>○ 신규 암 등록인원중 진료실인원 : 건강보험 가입자 중 신규등록한 중증(암)환자 중에서 1년간 실제 진료받은 환자수</div> <div>○ 암유형별 상병코드</div> <table><tr><th>상병명</th><th>상병코드</th><th>상병명</th><th>상병코드</th></tr><tr><td>폐암</td><td>C33-C34</td><td>중피성연조직암</td><td>C45-C49</td></tr><tr><td>위암</td><td>C16</td><td>난소암</td><td>C56</td></tr><tr><td>간암</td><td>C22</td><td>전립샘암</td><td>C61</td></tr><tr><td>대장암</td><td>C18-C20</td><td>신장암</td><td>C64</td></tr><tr><td>유방암</td><td>C50</td><td>신우암</td><td>C65</td></tr><tr><td>자궁경부암</td><td>C53</td><td>요관암</td><td>C66</td></tr><tr><td>입술구강암</td><td>C00-C14</td><td>방광암</td><td>C67</td></tr><tr><td>식도암</td><td>C15</td><td>뇌암</td><td>C71</td></tr><tr><td>당낭암</td><td>C23</td><td>비호지킨림프종</td><td>C82-C85</td></tr><tr><td>담도암</td><td>C24</td><td>다발성골수종</td><td>C90</td></tr><tr><td>췌장암</td><td>C25</td><td>백혈병</td><td>C91-C95</td></tr><tr><td>후두암</td><td>C32</td><td>갑상샘(선)암</td><td>C73</td></tr><tr><td>소장암</td><td>C17</td><td rowspan="3">기타암</td><td rowspan="3">C21, C26-31, C37-39, C51-52, C54-55, C57, C60, C62, C63, C68-70, C74-81, C88, C96-97, D00-D09, D32-D33, D37-D48</td></tr><tr><td>뼈 및 관절연골암</td><td>C40-C41</td></tr><tr><td>피부암</td><td>C43-C44</td></tr></table>	상병명	상병코드	상병명	상병코드	폐암	C33-C34	중피성연조직암	C45-C49	위암	C16	난소암	C56	간암	C22	전립샘암	C61	대장암	C18-C20	신장암	C64	유방암	C50	신우암	C65	자궁경부암	C53	요관암	C66	입술구강암	C00-C14	방광암	C67	식도암	C15	뇌암	C71	당낭암	C23	비호지킨림프종	C82-C85	담도암	C24	다발성골수종	C90	췌장암	C25	백혈병	C91-C95	후두암	C32	갑상샘(선)암	C73	소장암	C17	기타암	C21, C26-31, C37-39, C51-52, C54-55, C57, C60, C62, C63, C68-70, C74-81, C88, C96-97, D00-D09, D32-D33, D37-D48	뼈 및 관절연골암	C40-C41	피부암	C43-C44
상병명	상병코드	상병명	상병코드																																																										
폐암	C33-C34	중피성연조직암	C45-C49																																																										
위암	C16	난소암	C56																																																										
간암	C22	전립샘암	C61																																																										
대장암	C18-C20	신장암	C64																																																										
유방암	C50	신우암	C65																																																										
자궁경부암	C53	요관암	C66																																																										
입술구강암	C00-C14	방광암	C67																																																										
식도암	C15	뇌암	C71																																																										
당낭암	C23	비호지킨림프종	C82-C85																																																										
담도암	C24	다발성골수종	C90																																																										
췌장암	C25	백혈병	C91-C95																																																										
후두암	C32	갑상샘(선)암	C73																																																										
소장암	C17	기타암	C21, C26-31, C37-39, C51-52, C54-55, C57, C60, C62, C63, C68-70, C74-81, C88, C96-97, D00-D09, D32-D33, D37-D48																																																										
뼈 및 관절연골암	C40-C41																																																												
피부암	C43-C44																																																												
관련부서	국민건강보험공단 빅데이터실 DW통계부(☎ 033-736-2440~6)																																																												

통계표 명	제VI-18표 연령별 성별 신규 중증(암)등록환자의 진료현황
개 요	<ul style="list-style-type: none"> ○ 건강보험 암보장성이 강화함에 따라, 보험급여율이 지속적으로 증가하고 있으며, 연령별 성별을 수록하여, 진료비 규모를 파악하고자 함.
작성기준	<ul style="list-style-type: none"> ○ 수진기준이며, 약국포함, 주민등록주소지 기준, 사망자, 재등록자 포함 ○ 해당년도에 국민건강보험공단에 신규로 등록한 신규 중증(암)환자의 진료기준
용어정의	<ul style="list-style-type: none"> ○ 신규 암 등록인원중 진료실인원 : 건강보험 가입자 중 신규등록한 중증 (암) 환자 중에서 1년간 실제 진료받은 환자수 ○ 진료비 : 공단부담금(기관부담금)과 본인부담금을 더한 금액 (요양급여 비용 총액) ○ 급여비 : 요양급여비용 총액에서 보험자인 공단이 부담한 금액 ○ 입·내원일수 : 진료비청구명세서상에 기재된 건강보험 환자가 실제로 요양기관에 방문 또는 입원한 일수 ○ 급여일수 : 내원일수에 원내 투약일수를 포함한 일수 단, 내원과 투약이 중복된 날은 1일로 산정
관련부서	국민건강보험공단 빅데이터실 DW통계부(☎ 033-736-2440~6)

통계표 명	제Ⅵ-19표 요양기관시도별 신규 중증(암)등록환자의 암유형별 진료인원 현황			
개 요	○ 건강보험 암보장성이 강화함에 따라, 보험급여율이 지속적으로 증가하고 있으며, 요양기관시도별 현황을 수록하여, 암 진료비의 규모를 파악하고자 함			
작성기준	○ 객체 : 신규 중증(암)등록 신청자의 급여 이용자 ○ 수진기준이며, 사망자, 재등록자 포함 ○ 약국포함, 요양기관 소재지 기준			
용어정의	○ 신규 암 등록인원중 진료실인원 : 건강보험 가입자 중 신규등록한 중증 (암) 환자 중에서 1년간 실제 진료받은 환자			
	○ 암유형별 상병코드			
	상병명	상병코드	상병명	상병코드
	폐암	C33-C34	중피성연조직암	C45-C49
	위암	C16	난소암	C56
	간암	C22	전립샘암	C61
	대장암	C18-C20	신장암	C64
	유방암	C50	신우암	C65
	자궁경부암	C53	요관암	C66
	입술구강암	C00-C14	방광암	C67
	식도암	C15	뇌암	C71
	당낭암	C23	비호지킨림프종	C82-C85
	담도암	C24	다발성골수종	C90
	췌장암	C25	백혈병	C91-C95
	후두암	C32	갑상샘(선)암	C73
	소장암	C17	기타암	C21,C26-31,C37-39,C51-52,C54-55,C57,C60,C62,C63,C68-70,C74-81,C88,C96-97,D00-D09,D32-D33,D37-D48
	뼈 및 관절연골암	C40-C41		
피부암	C43-C44			
관련부서	국민건강보험공단 빅데이터실 DW통계부(☎ 033-736-2440~6)			

통계표 명	제Ⅵ-20표 시도별 전체 중증(암)등록환자의 암유형별 등록인원 현황			
개 요	○ 시도별 현황을 수록하여 본인일부부담금 산정특례에 관한 기준(복지부고시)에 따라, 2005년 9월부터 공단에 등록 신청한 인원 수 파악하고자 함			
작성기준	○ 대상 : 2005년 9월부터 중증(암)등록 신청자 ○ 사망자 제외이며, 재등록자 포함 ○ 중증(암) 등록환자의 주민등록주소지 기준			
용어정의	○ 등록인원 : 본인일부부담금 산정특례에 관한 기준에 따라 등록신청한 자			
	○ 암유형별 상병코드			
	상병명	상병코드	상병명	상병코드
	폐암	C33-C34	중피성연조직암	C45-C49
	위암	C16	난소암	C56
	간암	C22	전립샘암	C61
	대장암	C18-C20	신장암	C64
	유방암	C50	신우암	C65
	자궁경부암	C53	요관암	C66
	입술구강암	C00-C14	방광암	C67
	식도암	C15	뇌암	C71
	당낭암	C23	비호지킨림프종	C82-C85
	담도암	C24	다발성골수종	C90
	췌장암	C25	백혈병	C91-C95
	후두암	C32	갑상샘(선)암	C73
	소장암	C17	기타암	C21, C26-31, C37-39, C51-52, C54-55, C57, C60, C62, C63, C68-70, C74-81, C88, C96-97, D00-D09, D32-D33, D37-D48
뼈 및 관절연골암	C40-C41			
피부암	C43-C44			
관련부서	국민건강보험공단 빅데이터실 DW통계부(☎ 033-736-2440~6)			

통계표 명	제Ⅵ-21표 연령별 성별 전체 중증(암)등록환자의 진료현황
개 요	○ 건강보험 암보장성이 강화함에 따라, 보험급여율이 지속적으로 증가하고 있으며, 연령별 성별을 수록하여, 암 진료비 규모를 파악하고자 함
작성기준	○ 대상 : 2005년 9월부터 중증(암)등록 신청자의 급여이용 ○ 수진기준이며, 약국포함 ○ 중증(암)등록자의 주민등록주지 기준, 사망자 제외이며, 재등록자 포함
용어정의	○ 전체 암 등록인원중 진료실인원 : 건강보험 가입자 중 2005년 9월부터 등록한 중증(암)환자 중에서 1년간 실제 진료받은 환자수 ○ 진료비 : 공단부담금(기관부담금)과 본인부담금을 더한 금액. (요양급여비용 총액) ○ 급여비 : 요양급여비용 총액에서 보험자인 공단이 부담한 금액 ○ 입·내원일수 : 진료비청구명세서상에 기재된 건강보험 환자가 실제로 요양기관에 방문 또는 입원한 일수 ○ 급여일수 : 내원일수에 원내 투약일수를 포함한 일수 단, 내원과 투약이 중복된 날은 1일로 산정
관련부서	국민건강보험공단 빅데이터실 DW통계부(☎ 033-736-2440~6)

통계표 명	제VI-22표 중증질환 산정특례적용 연령별 성별 진료현황
개 요	○ 산정특례적용 기준으로 연령대별 성별을 수록하여, 환자수와 진료비 규모 파악 (본인일부부담금 산정특례에 관한 기준(2017. 6. 30. 제 2017-112호))
작성기준	○ 대상 : 건강보험 2018년 진료분, 특정기호(V코드)로 발췌 ○ 수진기준이며, 연도말 연령별 기준
용어정의	<ul style="list-style-type: none"> ○ 중증질환 산정특례적용 상병코드 및 특정기호 <ul style="list-style-type: none"> - 암 ... 122개 상병(122개 상병코드, 특정기호 V193, V194) - 뇌혈관 ... 5개 상병(15개 상병코드, 특정기호 V191) - 심장질환 ... 13개 상병(57개 상병코드, 특정기호 V192) - 희귀난치성 ... 138개 상병(219개 상병코드, 특정기호 V코드 144개) - 중증화상 ... T20.2,T31.2,T20.3,T31.11,T26.4,T27.1(특정기호V247~V250) ○ 입·내원일수 : 진료비청구명세서상에 기재된 건강보험 환자가 실제로 요양기관에 방문 또는 입원한 일수 ○ 급여일수 : 내원일수에 원내 투약일수를 포함한 일수 단, 내원과 투약이 중복된 날은 1일로 산정 ○ 진료비 : 공단부담금(기관부담금)과 본인부담금을 더한 금액 (요양급여 비용 총액) ○ 급여비 : 요양급여비용 총액에서 보험자인 공단이 부담한 금액
관련부서	국민건강보험공단 빅데이터실 DW통계부(☎ 033-736-2440~6)

통계표 명	제Ⅵ-23표 432분류별 다빈도 증상 약국 직접조제 실적
개 요	○ 건강보험 다빈도 상병 50순위 급여현황을 통하여 약국 조제실적 변동추이를 비교할 수 있음
작성기준	○ 대상 : 건강보험 대상자 중 수진당시의 약국 급여이용자 ○ 수진기준이며, 주상병기준 ○ 건강보험 급여실적(의료급여, 비급여 제외)
용어정의	○ 직접조제 : 의료기관의 처방 없이 두 가지 이상의 의약품을 배합하거나 한가지의 의 약품을 그대로 일정한 분량으로 나눴으로써 특정한 용법에 따라 특정인의 특정된 질병을 치료하거나 예방하는 등의 목적으로 사용되도록 약국에서 직접 약제를 만드 는 것. ○ 다빈도 : 연간 약국 건수가 가장 많은 상병 ○ 투약일수 : 질병에 알맞은 약을 지어 주거나 쓰는 일수 ○ 진료비 : 공단부담금(기관부담금)과 본인부담금을 더한 금액 (요양급여비용 총액) ○ 급여비 : 요양급여비용 총액에서 보험자인 공단이 부담한 금액 ○ 입·내원일수 : 진료비청구명세서상에 기재된 건강보험 환자가 실제로 요양기 관에 방문 또는 입원한 일수
관련부서	국민건강보험공단 빅데이터실 DW통계부(☎ 033-736-2440~6)

통계청 승인 제 920006호
ISSN 1738-8945

2018 건강보험통계연보

발행일: 2019년 10월

발행인: 김 용 익, 김 승 택

발행처: 국민건강보험공단, 건강보험심사평가원

(우) 26464 강원도 원주시 건강로 32 (반곡동)

(우) 26465 강원도 원주시 혁신로 60 (반곡동)

2018 National Health Insurance Statistical Yearbook

Published on September, 2019

Publisher: Yong-Ik, Kim, Seung Taek, Kim

Published by Health Insurance Review & Assessment Service,
National Health Insurance Service

32, Geongang-ro, Wonju-si, Gangwon-do, Korea

60, Hyeoksin-ro, Wonju-si, Gangwon-do, Korea

인쇄: 대한정보인쇄(주) Tel: 02-2632-0416

