

# 2023 지역별 의료이용 통계연보





## 발간사

급속한 인구 고령화와 만성질환 증가 등 최근 보건의료 환경은 큰 변화를 겪고 있습니다. 특히 각 지역의 의료 환경과 건강 수준은 지역 특성에 따라 다양한 양상을 보이며, 이에 대한 이해와 적절한 대응이 점점 더 중요해지고 있습니다.

지역별 의료이용에 관한 객관적 자료를 제공하기 위해 우리 공단은 전 국민의 건강보험 빅데이터를 활용하여 매년 통계연보를 발간하고 있으며, 올해로 18년째를 맞았습니다.

이번에 발간하는 「**2023 지역별 의료이용 통계연보**」는 시도·시군구별 의료보장 적용인구, 의료이용 현황, 주요 암 질환 및 만성질환, 다빈도 상병현황 등 지역별 의료이용 전반에 대한 통계를 폭넓게 확인할 수 있도록 구성하였습니다.

이 통계연보가 근거 중심의 보건의료정책 수립과 연구 활동 지원 등 다양한 분야에서 가치있게 활용되고, 지역 보건의료 발전과 주민보건 향상에 기여할 수 있기를 기대합니다.

앞으로도 우리 공단은 지역사회에 유용한 건강정보를 지속적으로 발굴하여 제공해 드릴 것을 약속드리며, 이용자 여러분의 많은 관심과 아낌없는 조언을 부탁드립니다.

감사합니다.

2024년 12월

국민건강보험공단 이사장





## Forward



The healthcare environment is currently experiencing significant changes, such as a rapidly aging population and a rise in chronic diseases. Specifically, the regional medical environment and health level differ based on characteristics of each region, making it increasingly important to understand these variations and respond appropriately.

The National Health Insurance Service publishes a statistical yearbook annually, utilizing national health insurance big data to provide objective information on medical utilization over the years, and this year marks its 18th year.

This year's edition of the 「**2023 Regional Healthcare Utilization Statistics Yearbook**」 presents a comprehensive range of statistics on regional medical utilization. It includes data on the population covered by national health insurance, categorized by City/Do and Si/Gun/Gu, as well as medical utilization status, major cancers, chronic diseases, and the status of frequent diseases.

We hope this statistical yearbook serves as valuable data in diverse fields, such as establishing evidence-based healthcare policies and supporting research activities, and contributes to the advancement of regional healthcare and the improvement of residents' health.

The NHIS is committed to discovering and providing useful health information to the local community. We ask for your interest and unsparing advice.

Thank you.

December 2024

**President  
of the National Health Insurance Service**

# 차 례

□ 일러두기 .....	xxii
□ 298질병분류 .....	xxx
□ 그림으로 보는 주요통계 .....	xliii

## 제 I 편 전 국 편( 시도별 )

제 1 표	시도별 보험료 현황 .....	3
제 2 표	시도별 보험료분위별 현황 .....	4
제 3 표	시도별 적용인구 현황 .....	10
제 4 표	시도별 연령별 성별 의료보장 적용인구 현황(계/남자/여자) .....	12
제 5 표	시도별 요양기관 현황 .....	18
제 6 표	시도별 의료인력 현황 .....	20
제 7 표	시도별 주요시설 현황 .....	22
제 8 표	시도별 주요 의료장비 현황 .....	24
제 9-1 표	시도별 진료실적 현황 .....	26
제 9-2 표	시도별 진료실적 현황(관내) .....	28
제 9-3 표	시도별 진료실적 현황(관외) .....	30
제 10-1 표	의료기관시도별 진료실적 현황(계) .....	32
제 10-2 표	의료기관시도별 진료실적 현황(관내) .....	34
제 10-3 표	의료기관시도별 진료실적 현황(타지역) .....	36
제 11 표	시도별 연령별 진료실적 현황 .....	38
제 12 표	시도별 주요 암질환 급여현황 .....	48
제 13 표	시도별 만성질환 급여현황 .....	50

# Contents

■ Explanatory Notes .....	xxiii
■ Classification of 298 Diseases .....	xxx
■ Summary Graphs .....	xliii

## Book I National(City or Province)

Table 1	Contribution by Province .....	3
Table 2	Distribution of Contributions by decile of Contribution in each Province ·	4
Table 3	Beneficiaries by Province .....	10
Table 4	Health Insurance & Medical Aid by District, age(Male/Female) .....	12
Table 5	Medical Care Institutions by Province .....	18
Table 6	Medical Personnel by Province .....	20
Table 7	Major Medical Facilities by Province .....	22
Table 8	Major Medical Equipments by Province .....	24
Table 9-1	Medical Treatment Activities by Province .....	26
Table 9-2	Medical Treatment Activities by Province(Internal) .....	28
Table 9-3	Medical Treatment Activities by Province(External) .....	30
Table 10-1	Medical Treatment Activities by Location of Medical Care Institutions(Total) ·	32
Table 10-2	Medical Treatment Activities by Location of Medical Care Institutions(Internal) ·	34
Table 10-3	Medical Treatment Activities by Location of Medical Care Institutions(Other regions) ·	36
Table 11	Medical Treatment Activities by Age and Province .....	38
Table 12	Benefits for Major Cancer Diseases by Province .....	48
Table 13	Benefits for Chronic Diseases by City, Province .....	50

제 14-1 표	시도별 급여일수 구간별 급여현황(고혈압)	52
제 14-2 표	시도별 급여일수 구간별 급여현황(당뇨병)	54
제 14-3 표	보건기관이용자의 시도별 급여일수 구간별 급여현황(고혈압)	56
제 14-4 표	보건기관이용자의 시도별 급여일수 구간별 급여현황(당뇨병)	58
제 15-1 표	시도별 다빈도 상병 급여현황(입원)	60
제 15-2 표	시도별 다빈도 상병 급여현황(외래)	66
제 15-3 표	시도별 다빈도 상병 급여현황(보건기관)	72

## 제 II 편 지 역 편(시·군·구별)

### 서울·인천·경기·강원

#### 제 1 장 일반현황

제 1-1 표	시·군·구별 적용인구 현황	82
제 1-2 표	시·군·구별 연령별 성별 의료보장 적용인구 현황(계/남자/여자)	86
제 1-3 표	시·군·구별 요양기관 현황	98
제 1-4 표	시·군·구별 의료인력 현황	102
제 1-5 표	시·군·구별 주요시설 현황	106
제 1-6 표	시·군·구별 주요 의료장비 현황	110
제 1-7 표	시·군·구별 보험료 현황	114
제 1-8 표	시·군·구별 보험료분위별 현황	116

#### 제 2 장 진료실적 현황

제 2-1 표	시·군·구별 진료실적 현황(계)	152
제 2-2 표	시·군·구별 진료실적 현황(건강보험)	156
제 2-3 표	시·군·구별 진료실적 현황(의료급여 1종)	160
제 2-4 표	시·군·구별 진료실적 현황(의료급여 2종)	164

Table 14-1	Benefits for Each Section of Days of Treatment by Province(Hypertension) ·	52
Table 14-2	Benefits for Each Section of Days of Treatment by Province(Diabetes) ·	54
Table 14-3	Benefits For Each Section of Days of Treatment of Health Center Users by Province(Hypertension) .....	56
Table 14-4	Benefits For Each Section of Days of Treatment of Health Center Users by Province(Diabetes) .....	58
Table 15-1	Benefits For Highly Frequent Diseases by Province(Hospitalization) ·	60
Table 15-2	Benefits For Highly Frequent Diseases by Province(Outpatients) .....	66
Table 15-3	Benefits for Highly Frequent Diseases by Province(Health Centers) ·	72

## Book II Regional(District)

### Seoul / Incheon / Gyeonggi / Gangwon

#### Chapter 1 General Status

Table 1-1	Beneficiaries by District .....	82
Table 1-2	Health Insurance & Medical Aid by District, Age (Total) .....	86
Table 1-3	Medical Care Institutions by District .....	98
Table 1-4	Medical Personnel by District .....	102
Table 1-5	Major Medical Facilities by District .....	106
Table 1-6	Major Medical Equipments by District .....	110
Table 1-7	Contributuion by District .....	114
Table 1-8	Distribution of Contributions by decile of Contribution in each District ·	116

#### Chapter 2 Medical Treatment Activities

Table 2-1	Medical Treatment Activities by District(Total) .....	152
Table 2-2	Medical Treatment Activities by District(Health Insurance) .....	156
Table 2-3	Medical Treatment Activities by District(Medical Aid Class 1) .....	160
Table 2-4	Medical Treatment Activities by District(Medical Aid Class 2) .....	164

### 제 3 장 관내 및 관외 진료실적 현황

제 3-1 표	시·군·구별 진료실적 현황(관내-계/입원/외래)	170
제 3-2 표	시·군·구별 진료실적 현황(관외-계/입원/외래)	182

### 제 4 장 연령별 성별 진료실적 현황

제 4-1 표	시·군·구별 연령별 진료실적 현황(계)	196
제 4-2 표	시·군·구별 연령별 진료실적 현황(남자)	216
제 4-3 표	시·군·구별 연령별 진료실적 현황(여자)	236

### 제 5 장 주요 암질환 급여현황

제 5-1 표	시·군·구별 주요 암질환 급여현황(위암, 간암)	258
제 5-2 표	시·군·구별 주요 암질환 급여현황(기관지 및 폐암, 대장암)	262
제 5-3 표	시·군·구별 주요 암질환 급여현황(유방암, 자궁경부암)	266

### 제 6 장 만성질환 급여현황

제 6-1 표	시·군·구별 만성질환 급여현황(고혈압, 당뇨병)	272
제 6-2 표	시·군·구별 만성질환 급여현황(치주질환, 관절염)	276
제 6-3 표	시·군·구별 만성질환 급여현황(정신질환, 전염병)	280
제 6-4 표	시·군·구별 만성질환 급여현황(간질환)	284

## Chapter 3 Internal and External Benefits

Table 3-1	Medical Treatment Activities by District(Internal – Total) .....	170
Table 3-2	Medical Treatment Activities by District(External – Total) .....	182

## Chapter 4 Medical Treatment Activities by Age and Gender

Table 4-1	Medical Treatment Activities by Age and District(Total) .....	196
Table 4-2	Medical Treatment Activities by Age and District(Male) .....	216
Table 4-3	Medical Treatment Activities by Age and District(Female) .....	236

## Chapter 5 Benefits for Major Cancer Diseases

Table 5-1	Benefits for Major Cancer Diseases(Gastric cancer, Hepatic cancer) ·	258
Table 5-2	Benefits for Major Cancer Diseases(Malignant neoplasm of bronchus and lung, Colorectal cancer) .....	262
Table 5-3	Benefits for Major Cancer Diseases(Breast cancer, Cervical cancer) ·	266

## Chapter 6 Benefits for Chronic Diseases

Table 6-1	Benefits for Chronic Diseases by District(Hypertension, Diabetes) ·	272
Table 6-2	Benefits for Chronic Diseases by District(Periodontal disease, Arthritis) ·	276
Table 6-3	Benefits for Chronic Diseases by District(Mental illness, Infectious disease) .....	280
Table 6-4	Benefits for Chronic Diseases by District(Liver disorder) .....	284

# 제 Ⅲ 편 지 역 편(시·군·구별) 대전·충북·충남·세종

## 제 1 장 일반현황

제 1-1 표	시·군·구별 적용인구 현황	290
제 1-2 표	시·군·구별 연령별 성별 의료보장 적용인구 현황(계/남자/여자)	292
제 1-3 표	시·군·구별 요양기관 현황	298
제 1-4 표	시·군·구별 의료인력 현황	300
제 1-5 표	시·군·구별 주요시설 현황	302
제 1-6 표	시·군·구별 주요 의료장비 현황	304
제 1-7 표	시·군·구별 보험료 현황	306
제 1-8 표	시·군·구별 보험료분위별 현황	308

## 제 2 장 진료실적 현황

제 2-1 표	시·군·구별 진료실적 현황(계)	324
제 2-2 표	시·군·구별 진료실적 현황(건강보험)	326
제 2-3 표	시·군·구별 진료실적 현황(의료급여 1종)	328
제 2-4 표	시·군·구별 진료실적 현황(의료급여 2종)	330

## 제 3 장 관내 및 관외 진료실적 현황

제 3-1 표	시·군·구별 진료실적 현황(관내-계/입원/외래)	334
제 3-2 표	시·군·구별 진료실적 현황(관외-계/입원/외래)	340



# Book III Regional(District)

## Daejeon / Chungbuk / Chungnam / Sejong

### Chapter 1 General Status

Table 1-1	Beneficiaries by District .....	290
Table 1-2	Health Insurance & Medical Aid by District, Age(Total) .....	292
Table 1-3	Medical Care Institutions by District .....	298
Table 1-4	Medical Personnel by District .....	300
Table 1-5	Major Medical Facilities by District .....	302
Table 1-6	Major Medical Equipments by District .....	304
Table 1-7	Contributuion by District .....	306
Table 1-8	Distribution of Contributions by decile of Contribution in each District ..	308

### Chapter 2 Medical Treatment Activities

Table 2-1	Medical Treatment Activities by District(Total) .....	324
Table 2-2	Medical Treatment Activities by District(Health Insurance) .....	326
Table 2-3	Medical Treatment Activities by District(Medical Aid Class 1) .....	328
Table 2-4	Medical Treatment Activities by District(Medical Aid Class 2) .....	330

### Chapter 3 Internal and External Benefits

Table 3-1	Medical Treatment Activities by District(Internal - Total) .....	334
Table 3-2	Medical Treatment Activities by District(External - Total) .....	340

## 제 4 장 연령별 성별 진료실적 현황

제 4-1 표 시·군·구별 연령별 진료실적 현황(계) .....	348
제 4-2 표 시·군·구별 연령별 진료실적 현황(남자) .....	358
제 4-3 표 시·군·구별 연령별 진료실적 현황(여자) .....	368

## 제 5 장 주요 암질환 급여현황

제 5-1 표 시·군·구별 주요 암질환 급여현황(위암, 간암) .....	380
제 5-2 표 시·군·구별 주요 암질환 급여현황(기관지 및 폐암, 대장암) .....	382
제 5-3 표 시·군·구별 주요 암질환 급여현황(유방암, 자궁경부암) .....	384

## 제 6 장 만성질환 급여현황

제 6-1 표 시·군·구별 만성질환 급여현황(고혈압, 당뇨병) .....	388
제 6-2 표 시·군·구별 만성질환 급여현황(치주질환, 관절염) .....	390
제 6-3 표 시·군·구별 만성질환 급여현황(정신질환, 전염병) .....	392
제 6-4 표 시·군·구별 만성질환 급여현황(간질환) .....	394

## Chapter 4 Medical Treatment Activities by Age and Gender

Table 4-1	Medical Treatment Activities by Age and District(Total) .....	348
Table 4-2	Medical Treatment Activities by Age and District(Male) .....	358
Table 4-3	Medical Treatment Activities by Age and District(Female) .....	368

## Chapter 5 Benefits for Major Cancer Diseases

Table 5-1	Benefits for Major Cancer Diseases(Gastric cancer, Hepatic cancer) ·	380
Table 5-2	Benefits for Major Cancer Diseases(Malignant neoplasm of bronchus and lung, Colorectal cancer) .....	382
Table 5-3	Benefits for Major Cancer Diseases(Breast cancer, Cervical cancer) ·	384

## Chapter 6 Benefits for Chronic Diseases

Table 6-1	Benefits for Chronic Diseases by District(Hypertension, Diabetes) ·	388
Table 6-2	Benefits for Chronic Diseases by District(Periodontal disease, Arthritis) ·	390
Table 6-3	Benefits for Chronic Diseases by District(Mental illness, Infectious disease) .....	392
Table 6-4	Benefits for Chronic Diseases by District(Liver disorder) .....	394

## 제 IV 편 지 역 편(시·군·구별) 광주·전북·전남·제주

### 제 1 장 일반현황

제 1-1 표 시·군·구별 적용인구 현황 .....	398
제 1-2 표 시·군·구별 연령별 성별 의료보장 적용인구 현황(계/남자/여자) .....	400
제 1-3 표 시·군·구별 요양기관 현황 .....	406
제 1-4 표 시·군·구별 의료인력 현황 .....	408
제 1-5 표 시·군·구별 주요시설 현황 .....	410
제 1-6 표 시·군·구별 주요 의료장비 현황 .....	412
제 1-7 표 시·군·구별 보험료 현황 .....	414
제 1-8 표 시·군·구별 보험료분위별 현황 .....	416

### 제 2 장 진료실적 현황

제 2-1 표 시·군·구별 진료실적 현황(계) .....	434
제 2-2 표 시·군·구별 진료실적 현황(건강보험) .....	436
제 2-3 표 시·군·구별 진료실적 현황(의료급여 1종) .....	438
제 2-4 표 시·군·구별 진료실적 현황(의료급여 2종) .....	440

### 제 3 장 관내 및 관외 진료실적 현황

제 3-1 표 시·군·구별 진료실적 현황(관내-계/입원/외래) .....	444
제 3-2 표 시·군·구별 진료실적 현황(관외-계/입원/외래) .....	450

# Book IV Regional(District)

## Gwangju / Jeonbuk / Jeonnam / Jeju

### Chapter 1 General Status

Table 1-1 Beneficiaries by District .....	398
Table 1-2 Health Insurance & Medical Aid by District, Age(Total) .....	400
Table 1-3 Medical Care Institutions by District .....	406
Table 1-4 Medical Personnel by District .....	408
Table 1-5 Major Medical Facilities by District .....	410
Table 1-6 Major Medical Equipments by District .....	412
Table 1-7 Contribution by District .....	414
Table 1-8 Distribution of Contributions by decile of Contribution in each District ·	416

### Chapter 2 Medical Treatment Activities

Table 2-1 Medical Treatment Activities by District(Total) .....	434
Table 2-2 Medical Treatment Activities by District(Health Insurance) .....	436
Table 2-3 Medical Treatment Activities by District(Medical Aid Class 1) .....	438
Table 2-4 Medical Treatment Activities by District(Medical Aid Class 2) .....	440

### Chapter 3 Internal and External Benefits

Table 3-1 Medical Treatment Activities by District(Internal - Total) .....	444
Table 3-2 Medical Treatment Activities by District(External - Total) .....	450

## 제 4 장 연령별 성별 진료실적 현황

제 4-1 표 시·군·구별 연령별 진료실적 현황(계) .....	458
제 4-2 표 시·군·구별 연령별 진료실적 현황(남자) .....	468
제 4-3 표 시·군·구별 연령별 진료실적 현황(여자) .....	478

## 제 5 장 주요 암질환 급여현황

제 5-1 표 시·군·구별 주요 암질환 급여현황(위암, 간암) .....	490
제 5-2 표 시·군·구별 주요 암질환 급여현황(기관지 및 폐암, 대장암) .....	492
제 5-3 표 시·군·구별 주요 암질환 급여현황(유방암, 자궁경부암) .....	494

## 제 6 장 만성질환 급여현황

제 6-1 표 시·군·구별 만성질환 급여현황(고혈압, 당뇨병) .....	498
제 6-2 표 시·군·구별 만성질환 급여현황(치주질환, 관절염) .....	500
제 6-3 표 시·군·구별 만성질환 급여현황(정신질환, 전염병) .....	502
제 6-4 표 시·군·구별 만성질환 급여현황(간질환) .....	504

## Chapter 4 Medical Treatment Activities by Age and Gender

Table 4-1 Medical Treatment Activities by Age and District(Total) .....	458
Table 4-2 Medical Treatment Activities by Age and District(Male) .....	468
Table 4-3 Medical Treatment Activities by Age and District(Female) .....	478

## Chapter 5 Benefits for Major Cancer Diseases

Table 5-1 Benefits for Major Cancer Diseases(Gastric cancer, Hepatic cancer) ·	490
Table 5-2 Benefits for Major Cancer Diseases(Malignant neoplasm of bronchus and lung, Colorectal cancer) .....	492
Table 5-3 Benefits for Major Cancer Diseases(Breast cancer, Cervical cancer) ·	494

## Chapter 6 Benefits for Chronic Diseases

Table 6-1 Benefits for Chronic Diseases by District(Hypertension, Diabetes) ···	498
Table 6-2 Benefits for Chronic Diseases by District(Periodontal disease, Arthritis) ·	500
Table 6-3 Benefits for Chronic Diseases by District(Mental illness, Infectious disease) .....	502
Table 6-4 Benefits for Chronic Diseases by District(Liver disorder) .....	504

# 제 V 편 지 역 편(시·군·구별) 부산·대구·울산·경북·경남

## 제 1 장 일반현황

제 1-1 표 시·군·구별 적용인구 현황 .....	508
제 1-2 표 시·군·구별 연령별 성별 의료보장 적용인구 현황(계/남자/여자) .....	512
제 1-3 표 시·군·구별 요양기관 현황 .....	524
제 1-4 표 시·군·구별 의료인력 현황 .....	528
제 1-5 표 시·군·구별 주요시설 현황 .....	532
제 1-6 표 시·군·구별 주요 의료장비 현황 .....	536
제 1-7 표 시·군·구별 보험료 현황 .....	540
제 1-8 표 시·군·구별 보험료분위별 현황 .....	542

## 제 2 장 진료실적 현황

제 2-1 표 시·군·구별 진료실적 현황(계) .....	570
제 2-2 표 시·군·구별 진료실적 현황(건강보험) .....	574
제 2-3 표 시·군·구별 진료실적 현황(의료급여 1종) .....	578
제 2-4 표 시·군·구별 진료실적 현황(의료급여 2종) .....	582

## 제 3 장 관내 및 관외 진료실적 현황

제 3-1 표 시·군·구별 진료실적 현황(관내-계/입원/외래) .....	588
제 3-2 표 시·군·구별 진료실적 현황(관외-계/입원/외래) .....	600



# Book V Regional(District)

## Busan / Daegu / Ulsan / Gyeongbuk / Gyeongnam

### Chapter 1 General Status

Table 1-1 Beneficiaries by District .....	508
Table 1-2 Health Insurance & Medical Aid by District, Age(Total) .....	512
Table 1-3 Medical Care Institutions by District .....	524
Table 1-4 Medical Personnel by District .....	528
Table 1-5 Major Medical Facilities by District .....	532
Table 1-6 Major Medical Equipments by District .....	536
Table 1-7 Contribution by District .....	540
Table 1-8 Distribution of Contributions by decile of Contribution in each District ·	542

### Chapter 2 Medical Treatment Activities

Table 2-1 Medical Treatment Activities by District(Total) .....	570
Table 2-2 Medical Treatment Activities by District(Health Insurance) .....	574
Table 2-3 Medical Treatment Activities by District(Medical Aid Class 1) .....	578
Table 2-4 Medical Treatment Activities by District(Medical Aid Class 2) .....	582

### Chapter 3 Internal and External Benefits

Table 3-1 Medical Treatment Activities by District(Internal – Total) .....	588
Table 3-2 Medical Treatment Activities by District(External – Total) .....	600

## 제 4 장 연령별 성별 진료실적 현황

제 4-1 표 시·군·구별 연령별 진료실적 현황(계) .....	614
제 4-2 표 시·군·구별 연령별 진료실적 현황(남자) .....	634
제 4-3 표 시·군·구별 연령별 진료실적 현황(여자) .....	654

## 제 5 장 주요 암질환 급여현황

제 5-1 표 시·군·구별 주요 암질환 급여현황(위암, 간암) .....	676
제 5-2 표 시·군·구별 주요 암질환 급여현황(기관지 및 폐암, 대장암) .....	680
제 5-3 표 시·군·구별 주요 암질환 급여현황(유방암, 자궁경부암) .....	684

## 제 6 장 만성질환 급여현황

제 6-1 표 시·군·구별 만성질환 급여현황(고혈압, 당뇨병) .....	690
제 6-2 표 시·군·구별 만성질환 급여현황(치주질환, 관절염) .....	694
제 6-3 표 시·군·구별 만성질환 급여현황(정신질환, 전염병) .....	698
제 6-4 표 시·군·구별 만성질환 급여현황(간질환) .....	702

□ 지역별의료이용통계 해설서 .....	705
-----------------------	-----

## **Chapter 4 Medical Treatment Activities by Age and Gender**

Table 4-1 Medical Treatment Activities by Age and District(Total) .....	614
Table 4-2 Medical Treatment Activities by Age and District(Male) .....	634
Table 4-3 Medical Treatment Activities by Age and District(Female) .....	654

## **Chapter 5 Benefits for Major Cancer Diseases**

Table 5-1 Benefits for Major Cancer Diseases(Gastric cancer, Hepatic cancer) ·	676
Table 5-2 Benefits for Major Cancer Diseases(Malignant neoplasm of bronchus and lung, Colorectal cancer) .....	680
Table 5-3 Benefits for Major Cancer Diseases(Breast cancer, Cervical cancer) ·	684

## **Chapter 6 Benefits for Chronic Diseases**

Table 6-1 Benefits for Chronic Diseases by District(Hypertension, Diabetes) ···	690
Table 6-2 Benefits for Chronic Diseases by District(Periodontal disease, Arthritis) ·	694
Table 6-3 Benefits for Chronic Diseases by District(Mental illness, Infectious disease) .....	698
Table 6-4 Benefits for Chronic Diseases by District(Liver disorder) .....	702

<b>■ Guide for Regional Healthcare Utilization Statistics Yearbook ·</b>	<b>705</b>
--	------------

## 작성목적 및 근거법규

### ▶ 작성목적

- 시군구별 의료자원 분포, 보험료 수준, 환자의 거주지역별, 성·연령대별 의료 이용 현황, 암질환 진료현황, 만성질환 진료현황 등 보험료 수준과 다양한 통계를 제공함으로써 지역보건의료실태를 파악하여, 정책수립 및 평가에 기여하기 위함

### ▶ 근거법규

- 지역별의료이용통계는 「국민건강보험법」에 의해 제도 운영과정에서 획득되어지는 건강보험 자료와 「의료급여법」에 의한 의료급여 가입자의 자격, 보험급여실적, 질병통계 등을 작성함
- 통계청 승인번호 제350003호

## 일 러 두 기

1. 지역별 의료이용 통계는 환자가 요양기관에서 진료 받은 수진 월 기준이고, 약국진료실적 포함
2. 급여비는 건강보험 및 의료급여 가입자의 진료에 소요된 총진료비 중 공단이 부담한 금액임
3. 질병통계는 가입자가 해당질환이 의심되어 진료 받은 1차진단명을 요양기관이 청구한 내역의 주상병 기준으로 최종 확정된 질병은 아님
4. 본 통계자료에는 사용된 용어는 다음과 같음

## Purpose and Legal Ground

### - Purpose

: It is to contribute to policy making and evaluation with the condition of regional public health services which are understood by providing statistics and premium standard such as medical resources distributions per city, goon and goo, premium standard, medical service usage statistics per region, gender, and age, medical treatment for chronic disease, and cancer.

### - Legal Ground

: Medical Service Usage Statistics by Region makes data obtained in the process of operating system by 「National Health Insurance Act」 and eligibility, benefits, disease statistics, etc by 「Medical Benefits Act」  
: In accordance with the Approval Number 350003 of Statistics Korea

## Explanatory Notes

1. Regional medical use statistics are based on the month when patients received medical treatment at a medical care institution, and includes pharmacy benefits.
2. Benefits refer to the amount covered by the health insurance among the total treatment amount required for the beneficiaries of health insurance and medical aid.
3. As for disease statistics, the primary diagnosis which the subscriber was suspected of and treated for was set as the primary disease among details charged by the medical care institution. It would not be a finalized or determined diagnosis.
4. Terms used in this statistics data are as follows.

(1) 의료기관

환자를(에게) 진료(투약)하는 기관으로서, 종합전문요양기관, 종합병원, 병원, 의원, 치과병원, 치과의원, 조산원, 보건의료원, 보건소, 보건지소, 보건진료소, 한방병원, 한의원임

(2) 진료비

요양기관에서 건강보험 및 의료급여 환자진료에 소요된 비용으로 공단부담금과 환자본인 부담금을 합한 금액이며, 의료기관에서 청구한 총진료비 중 심사 결정된 진료비

(3) 급여비(공단부담금)

심사결정된 총진료비(약제비)중 법이 정한 환자본인부담금을 제외하고 보험자(공단)가 의료기관에 지급한 금액

(4) 요양급여일수(진료일수)

진료비청구명세서에 기재된 총 투약일수를 포함한 일수

(5) 입내원일수

진료비청구명세서상에 기재된 건강보험 및 의료급여 환자가 실제로 요양기관에 방문 또는 입원한 일수

(6) 진료실인원수

건강보험 및 의료급여 가입자중 1년간 실제 진료 받은 환자수로 상병별, 월별, 요양기관종별로 실인원수를 각각 산정, 총 실인원수와 일치하지 않음

(1) Provider

An institution where treatment(drug administration) is given to patients, including tertiary hospitals, general hospitals, hospitals, clinics, dental hospitals, dental clinics, midwifery clinics, hospitalized health centers, public health centers, health sub-centers, oriental health and oriental health clinics.

(2) Medical Expense

The amount required for treating health insurance and medical aid patients at a medical care institution, which is the sum of the National Health Insurance Corporation's share and the patient's share in expenses. It refers to medical expenses that have been evaluated and determined among the total expense charged from a medical institution.

(3) Benfit(Paid by NHIS)

The amount given to the medical institution from the insurer (NHIS) among the total medical expenditure that was evaluated and determined, excludes the patient's own share.

(4) (Number of) Reimbursed Days

Number of days including prescription days recorded in the medical fee particulars.

(5) (Number of) Visits

Times of visit or days of hospitalization of health insurance and medical aid patients at a medical care institution that are recorded in the medical fee particulars.

(6) (Number of) Patients

The number of patients among health insurance and medical benefit subscribers who actually received treatment for the current year. This may not coincide with the total number of diseased patients since the actual number are calculated by each disease name, month, and type of medical care facility.

(7) 관내

지역내의 의료기관에 방문 또는 입원한 환자

(8) 관외

지역외의 의료기관에 방문 또는 입원한 환자

(9) 의료이용

실인원수와 내원일수

(10) 진료실적

환자가 요양기관에서 진료 받은 1년간 전체 수진실적

(11) 급여실적

환자가 요양기관에서 질환별로 진료 받은 1년간 전체 수진실적

5. 통계 산출기준

- 진료실인원수당 진료비 =  $\text{진료비} / \text{진료실인원수}$
- 진료실인원수당 급여일수 =  $\text{급여일수} / \text{진료실인원수}$
- 입내원일당 진료비 =  $\text{진료비} / \text{입내원일수}$
- 요양급여일당 진료비 =  $\text{진료비} / \text{요양급여일수}$
- 진료실인원수당 급여비 =  $\text{급여비(공단부담금)} / \text{진료실인원수}$
- 진료실인원수당 내원일수 =  $\text{내원(입원)일수} / \text{진료실인원수}$
- 입내원일당 급여비 =  $\text{급여비(공단부담금)} / \text{입내원일수}$
- 요양급여일당 급여비 =  $\text{급여비(공단부담금)} / \text{요양급여일수}$
- 의료이용 현황
  - 건강보험 환자 및 의료급여 환자를 포함한 통계로 집계
- 다빈도 분류방법: 질병제표용 분류표(298)에 의해 작성



(7) Internal Patients

Patients who visited or were hospitalized in a medical institution within the region

(8) External Patients

Patients who visited or were hospitalized in a medical institution outside the region

(9) Medical Service Use

Number of Patients who visited the doctor's office and number of visit days

(10) Treatment Records

All records of treatment that a patient received for the current year at a medical care institution

(11) Benefit Records

All records of treatment that a patient received for each disease at a medical care institution

5. Statistical Indicators

- Medical fee per number of patients = Medical fee / number of patients
- Reimbursed Visits Per number of patients = Reimbursed Visits / number of patients
- Medical fee per reimbursed days = Medical fee / Reimbursed Visits
- benefit fee per number of patients = benefit fee per / number of patients
- Visits per number of patients = Visits / number of patients
- benefit fee per visit = benefit fee / Visits
- benefit fee per reimbursed days = benefit fee / Reimbursed Visits
- Status of medical service use
  - Counted by statistics including health insurance and medical aid patients
- High-frequency classification method: Prepared by the Disease Classification Table (298)

## 6. 구성

- 권역별 4권으로 발간하던 통계연보를 단권으로 통합하면서 기존 수록 내용 중 제4장(의료기관 시군구별 진료실적), 제8장(급여일수 구간별 급여현황), 제9장(다빈도 상병 상위 15위 급여현황)은 책자에서 제외함
  - 국민건강보험공단 홈페이지 및 통계청 국가통계포털(KOSIS)에는 게시

## 7. 연혁

- 2007. 12월 발간: 2006년 지역별의료이용통계연보(1호)
  - 국가승인통계로 최초발간 시작
  - 국가승인통계 승인번호 제350003호
  - ∴
- 2021. 10월: 2020년도 지역별의료이용통계(15호)
- 2022. 10월: 2021년도 지역별의료이용통계(16호)
  - 권역별 4권 → 1권으로 통합
- 2023. 11월: 2022년도 지역별의료이용통계(17호)

## 8. 기타사항

- 본 연보는 연 1회(매년 11~12월) 정기적으로 발간중이며, 국민건강보험공단 홈페이지 및 통계청 국가통계포털(KOSIS)에서 다운로드 가능함
  - 국민건강보험공단 홈페이지([www.nhis.or.kr](http://www.nhis.or.kr)) > 국민과함께 > 사전정보 공개 > 통계정보 > 지역별 의료이용 통계연보
  - 국가정보포털([kosis.kr](http://kosis.kr)) > 국내통계 > 기관별 통계 > 국민건강보험공단

## 6. Composition

- As statistical yearbook which has been published into four volumes by region is integrated into a single volume, the content included in the previous book including Chapter 4 (Benefits in Medical Care Institutions by District), Chapter 8 (Benefits for Each Section of Days of Treatment), and Chapter 9 (Benefits of Top 15 Highly Frequent Diseases) are excluded from the book.
- The excluded information is available on National Health Insurance Service website and Korean Statistical Information Service (KOSIS) of Statistics Korea.

## 7. History

- Dec. 2007: Published the 2006 Regional Medical Utilization Statistical Yearbook (No. 1)
  - Started published as a nationally approved statistics
  - Nationally Approved Statistics No.350003
- ⋮
- Oct. 2021: 2020 Regional Medical Utilization Statistical Yearbook (No. 15)
- Oct. 2022: 2021 Regional Medical Utilization Statistical Yearbook (No. 16)
  - Four books by each region → Integrated into one book by region
- Nov. 2023: 2022 Regional Medical Utilization Statistical Yearbook (No. 17)

## 298질병분류(Classification of 298 Diseases)

구 분 Classification	질 병 명 Disease	질 병 코 드 I.C.D
001	콜레라(Cholera)	A00
002	장티푸스 및 파라티푸스(Typhoid and paratyphoid fevers)	A01
003	시겔라증(Shigellosis)	A03
004	아메바증(Amoebiasis)	A06
005	감염성 기원이라고 추정되는 설사와 위장염(Othergastroenteritis and colitis of infectious and unspecified origin)	A09
006	기타 장관 감염성 질환(Other intestinal infectious diseases)	A02, A04-A05, A07-A08
007	호흡기 결핵(Respiratory tuberculosis)	A15-A16
008	기타 결핵(Other tuberculosis)	A17-A19
009	페스트(Plague)	A20
010	브루셀라증(Brucellosis)	A23
011	나병 [한센병](Leprosy)[Hanses's disease]	A30
012	신생아 파상풍(Tetanus neonatorum)	A33
013	기타 파상풍(Other tetanus)	A34-A35
014	디프테리아(Diphtheria)	A36
015	백일해(Whooping cough)	A37
016	수막구균 감염(Meningococcal infection)	A39
017	패혈증(Sepsis)	A40-A41
018	기타 세균성 질환(Other bacterial diseases)	A21-A22, A24-A28, A31-A32, A38, A42-A49
019	선천 매독(Congenital syphilis)	A50
020	조기 매독(Early syphilis)	A51
021	기타 매독(Other syphilis)	A52-A53
022	임균 감염(Gonococcal infection)	A54
023	성행위로 전파되는 클라미디아 질환 (Sexually trans mitted chlamydial diseases)	A55-A56
024	기타 주로 성행위로 전파되는 감염(Other infections with a predominantly sexual mode of transmission)	A57-A64
025	재귀열(Relapsing fevers)	A68
026	트라코마(Trachoma)	A71
027	발진티푸스(Typhus fever)	A75
028	급성 회백수염(Acute poliomyelitis)	A80
029	광견병(Rabies)	A82

구 분 Classification	질 병 명 Disease	질 병 코드 I.C.D
030	바이러스 뇌염(Viral encephalitis)	A83-A86
031	황열(Yellow fever)	A95
032	기타 절지동물 매개의 바이러스열 및 바이러스 출혈열(Other arthropod-borne viral fevers and viral haemorrhagic fevers)	A90-A94,A96-A99
033	헤르페스바이러스 감염(Herpesviral infections)	B00
034	수두(Varicella and zoster)	B01-B02
035	홍역(Measles)	B05
036	풍진(Rubella)	B06
037	급성 B형 간염(Acute hepatitis B)	B16
038	기타 바이러스 간염(Other viral hepatitis)	B15,B17-B19
039	인체 면역결핍 바이러스 질환(Human immunodeficiency virus [HIV] disease)	B20-B24
040	볼거리(Mumpus)	B26
041	기타 바이러스 질환(Other viral diseases)	A81,A87-A89,B03-B04, B07-B09,B25, B27-B34
042	진균증(Mycoses)	B35-B49
043	말라리아(Malaria)	B50-B54
044	리슈마니아증(Leishmaniasis)	B55
045	트리파노소마증(Schistosomiasis)	B56-B57
046	주혈흡충증(Schistosomiasis)	B65
047	기타 흡충 감염(Other fluke infections)	B66
048	포낭충증(Echinococcosis)	B67
049	메디나충증(Dracunculiasis)	B72
050	회선사상충증(Onchocerciasis)	B73
051	사상충증(Filariasis)	B74
052	구충 질환(Hookworm diseases)	B76
053	기타 윤충증(Other helminthiasis)	B68-B71,B75,B77-B83
054	결핵의 후유증(Sequelae of tuberculosis)	B90
055	회색질척수염의 후유증(Sequelae of poliomyelitis)	B91
056	나병의 후유증(Sequelae of leprosy)	B92
057	기타 감염성 및 기생충성 질환(Other infections and parasitic diseases)	A65-A67,A69-A70,A74,A77-A79, B58-B64,B85-B89,B94,B99
058	입술, 구강 및 인두의 악성신생물(Malignant neoplasms of lip, oral cavity and pharynx)	C00-C14
059	식도의 악성신생물(Malignant neoplasm of oesophagus)	C15

구 분 Classification	질 병 명 Disease	질 병 코드 I.C.D
060	위의 악성신생물(Malignant neoplasm of stomach)	C16
061	결장의 악성신생물(Malignant neoplasm of colon)	C18
062	직장S상결장 접합부, 직장, 항문과 항문관의 악성신생물 (Malignant neoplasm of rectosigmoid junction, rectum, anus and anal canal)	C19-C21
063	간 및 간내담관의 악성신생물(Malignant neoplasm of liver and intrahepatic bile ducts)	C22
064	췌장의 악성신생물(Malignant neoplasm of pancreas)	C25
065	기타 소화기관의 악성신생물 (Other malignant neoplasm of digestive organs)	C17,C23-C24,C26
066	후두의 악성신생물(Malignant neoplasm of larynx)	C32
067	기관, 기관지 및 폐의 악성신생물 (Malignant neoplasm of trachea, bronchus and lung)	C33-C34
068	기타 호흡기와 흉곽 내 기관의 악성신생물(Other malignant neoplasms of respiratory and intrathoracic organs)	C30-C31,C37-C39
069	뼈와 관절연골의 악성신생물(Malignant neoplasm of bone and articular cartilage)	C40-C41
070	피부의 악성흑색종(Malignant melanoma of skin)	C43
071	기타 피부의 악성신생물(Other malignant neoplasms of skin)	C44
072	중피성 및 연조직의 악성신생물(Malignant neoplasm of mesothelial and soft tissue)	C45-C49
073	유방의 악성신생물(Malignant neoplasm of breast)	C50
074	자궁경의 악성신생물(Malignant neoplasm of cervix uteri)	C53
075	기타 및 상세불명의 자궁부위의 악성신생물(Malignant neoplasm of other and unspecified parts of uterus)	C54-C55
076	기타 여성생식기관의 악성신생물(Other malignant neoplasms of female genital organs)	C51-C52,C56-C58
077	전립선의 악성신생물(Malignant neoplasm of prostate)	C61
078	기타 남성생식기관의 악성신생물(Other malignant neoplasms of male genital organs)	C60,C62-C63
079	방광의 악성신생물(Malignant neoplasm of bladder)	C67
080	기타 요도의 악성신생물(Other malignant neoplasms of urinary tract)	C64-C66,C68
081	눈 및 눈부속기의 악성신생물(Malignant neoplasm of eye and adnexa)	C69
082	뇌의 악성신생물(Malignant neoplasm of brain)	C71
083	기타 중추신경계의 악성신생물(Malignant neoplasm of other parts of central nervous system)	C70,C72

구 분 Classification	질 병 명 Disease	질 병 코 드 I.C.D
084	기타, 부위불명, 속발성, 상세불명 및 다발성 부위의 악성신생물 (Malignant neoplasm of other, ill-defined, secondary, unspecified and multiple sites)	C73-C80,C97
085	호지킨병(Hodgkin disease)	C81
086	비호지킨 림프종(Non-Hodgkin lymphoma)	C82-C86
087	백혈병(Leukaemia)	C91-C95
088	기타 림프, 조혈 및 관련조직의 악성신생물(Other malignant neoplasms of lymphoid, haematopoietic and related tissue)	C88-C90,C96
089	자궁경부의 상피내 암종(Carcinoma in situ of cervix uteri)	D06
090	피부의 양성신생물(Benign neoplasm of skin)	D22-D23
091	유방의 양성신생물(Benign neoplasm of breast)	D24
092	자궁의 평활근종(Leiomyoma of uterus)	D25
093	난소의 양성신생물(Benign neoplasm of ovary)	D27
094	비뇨기관의 양성신생물(Benign neoplasm of urinary organs)	D30
095	뇌 및 기타 중추신경계의 양성신생물(Benign neoplasm of brain and other parts of central nervous system)	D33
096	기타 상피내, 양성신생물 및 행동양식 불명 및 미상의 신생물 (Other in situ and benign neoplasms and neoplasms of uncertain and unknown behaviour)	D00-D05,D07-D21,D26,D28-D 29,D31-D32,D34-D48
097	철 결핍성 빈혈(Iron deficiency anaemia)	D50
098	기타 빈혈(Other anaemias)	D51-D64
099	출혈성 병태와 혈액 및 조혈기관의 기타 질환 (Haemor-rhagic conditions and other diseases of blood and bloodforming organs)	D65-D77
100	면역기전을 침범하는 특정 장애(Certain disorders involving the immune mechanism)	D80-D89
101	요오드결핍과 관련된 갑상선 장애(Iodine-deficiency-related thyroid disorders)	E00-E02
102	갑상선 중독증(Thyrotoxicosis)	E05
103	기타 갑상선 장애(Other disorders of thyroid)	E03-E04,E06-E07
104	당뇨병(Diabetes mellitus)	E10-E14
105	영양실조(Malnutrition)	E40-E46
106	비타민A 결핍증(Vitamin A deficiency)	E50
107	기타 비타민 결핍증(Other vitamin deficiencies)	E51-E56
108	영양실조 및 기타 영양결핍증의 후유증(Sequelae of malnutrition and other nutritional deficiencies)	E64

구 분 Classification	질 병 명 Disease	질 병 코드 I.C.D
109	비만(Obesity)	E66
110	용적체액상실(Volume depletion)	E86
111	기타 내분비, 영양 및 대사 질환(Other endocrine, nutritional and metabolic disorders)	E15-E35,E58-E63,E65, E67-E85,E87-E90
112	치매(Dementia)	F00-F03
113	알콜 사용에 의한 정신 및 행동장애(Mental and behavioural disorders due to use of alcohol)	F10
114	기타 정신활성물질 사용에 의한 정신 및 행동장애(Mental and behavioural disorders due to other psychoactive substance use)	F11-F19
115	정신분열증, 분열형 및 망상성 장애(Schizophrenia schizotypal and delusional disorders)	F20-F29
116	기분(정동성)장애(Mood [affective] disorders)	F30-F39
117	신경증적, 스트레스와 관련된 신체형 장애 (Neurotic, stress-related and somatoform disorders)	F40-F48
118	정신 지연(Mental retardation)	F70-F79
119	기타 정신 및 행동장애(Other mental and behavioural disorders)	F04-F09,F50-F69,F80-F99
120	중추신경계의 염증성 질환(Inflammatory diseases of the central nervous system)	G00-G09
121	파킨슨병(Parkinson's disease)	G20
122	알츠하이머병(Alzheimer's disease)	G30
123	다발성 경화증(Multiple sclerosis)	G35
124	간질(Epilepsy)	G40-G41
125	편두통 및 기타 두통 증후군(Migraine and other head-ache syndromes)	G43-G44
126	일과성 대뇌 허혈성 발작 및 관련 증후군(Transient cerebral ischaemic attacks and related syndromes)	G45
127	신경, 신경근 및 신경총 장애(Nerve, nerve root and plexus disorders)	G50-G59
128	뇌성마비 및 기타 마비성 증후군(Cerebral palsy and other paralytic syndromes)	G80-G83
129	기타 신경계의 질환(Other diseases of the nervous system)	G10-G14,G21-G26,G31-G32, G36-G37,G46-G47,G60-G73, G90-G99
130	눈꺼풀의염증(Inflammation of eyelid)	H00-H01
131	결막염 및 기타 결막의 장애(Conjunctivitis and other disorders of conjunctiva)	H10-H13



구 분 Classification	질 병 명 Disease	질 병 코 드 I.C.D
132	각막염 및 각막과 공막의 기타 장애(Keratitis and other disorder of sclera and cornea)	H15-H19
133	백내장 및 수정체의 기타 장애(Cataract and other disorders of lens)	H25-H28
134	망막박리와 망막의 결함(Retinal detachments and breaks)	H33
135	녹내장(Glaucoma)	H40-H42
136	사시(trabismus)	H49-H50
137	굴절 및 조절 장애(Disorders of refraction and accommodation)	H52
138	실명 및 저시력(Blindness and low vision)	H54
139	기타 눈 및 눈부속기의 질환(Other diseases of the eye and adnexa)	H02-H06,H20-H22,H30-H32, H34-H36,H43-H48,H51,H53, H55-H59
140	중이염과 중이 및 유양돌기 장애(Otitis media and other disorders of middle ear and mastoid)	H65-H75
141	난청(Other diseases of the ear and mastoid process)	H90-H91
142	기타 귀 및 유양돌기 질환(Acute rheumatic fever)	H60-H62,H80-H83,H92-H95
143	급성 류마티스열(Chronic rheumatic heart disease)	I00-I02
144	만성 류마티스 심장 질환(Chronic rheumatic heart disease)	I05-I09
145	본태성(원발성)고혈압(Essential(primary) hyper-tention)	I10
146	기타 고혈압성 질환(Other hypertensive diseases)	I11-I15
147	급성 심근경색증(Acute myocardial infarction)	I21-I22
148	기타 허혈성 심장질환(Other ischaemic heart diseases)	I20,I23-I25
149	폐색전증(Pulmonary embolism)	I26
150	전도장애 및 심장성 부정맥(Conduction disorders and cardiac arrhythmias)	I44-I49
151	심부전(Heart failure)	I50
152	기타 심장질환(Other heart diseases)	I27-I43,I51-I52
153	뇌내출혈(Intracranial haemorrhage)	I60-I62
154	뇌경색증(Cerebral infarction)	I63
155	출혈 또는 경색으로 명시되지 않은 졸중(Stroke, not specified as haemorrhage or infarction)	I64
156	기타 뇌혈관 질환(Other cerebrovascular diseases)	I65-I69
157	죽상 경화증(Atherosclerosis)	I70
158	기타 말초혈관 질환(Other peripheral vascular diseases)	I73
159	동맥 색전증 및 혈전증(Arterial embolism and throm bosis)	I74

구 분 Classification	질 병 명 Disease	질 병 코드 I.C.D
160	기타 동맥, 소동맥 및 모세혈관의 질환(Other diseases of arteries, arterioles and capillaries)	I71-I72,I77-I79
161	정맥염, 혈전정맥염, 정맥색전증 및 혈전증(Phlebitis, thrombophlebitis, venous embolism and thrombosis)	I80-I82
162	하지의 정맥류(Varicose veins of lower extremities)	I83
163	치핵(Haemorrhoids)	K64
164	기타 순환기계 질환(Other diseases of the circulatory system)	I85-I99
165	급성 인두염 및 급성 편도염(Acute pharyngitis and acute tonsillitis)	J02-J03
166	급성 후두염 및 기관염(Acute laryngitis and tracheitis)	J04
167	기타 급성 상기도 감염(Other acute upper respiratory infections)	J00-J01,J05-J06
168	인플루엔자(Influenza)	J09-J11
169	폐렴(Pneumonia)	J12-J18
170	급성 기관지염 및 급성 세기관지염(Acute bronchitis and acute bronchiolitis)	J20-J21
171	만성 부비동염(Chronic sinusitis)	J32
172	기타 코 및 비동의 질환(Other diseases of nose and nasal sinuses)	J30-J31,J33-J34
173	편도 및 아데노이드의 만성 질환(Chronic disease of tonsils and adenoids)	J35
174	기타 상기도의 질환(Other diseases of upper respiratory tract)	J36-J39
175	기관지염, 폐기종 및 기타 만성 폐쇄성 폐질환(Bronchitis, emphysema and other chronic obstructive pulmonary diseases)	J40-J44
176	천식(asthma)	J45-J46
177	기관지확장증(Bronchiectasis)	J47
178	진폐증(Pneumoconiosis)	J60-J65
179	기타 호흡기계 질환(Other diseases of the respiratory system)	J22,J66-J99
180	치아우식증(Dental caries)	K02
181	치아 및 지지구조의 기타 장애(Other disorders of teeth and supporting structures)	K00-K01,K03-K08
182	기타 구강, 타액선 및 턱의 질환(Other diseases of the oral cavity, salivary glands and jaws)	K09-K14
183	위 및 십이지장궤양(Gastric and duodenal ulcer)	K25-K27
184	위염 및 십이지장염(Gastritis and duodenitis)	K29
185	기타 식도, 위 및 십이지장 질환(Other diseases of oesophagus, stomach and duodenum)	K20-K23,K28,K30-K31

구 분 Classification	질 병 명 Disease	질 병 코드 I.C.D
186	충수의 질환(Diseases of appendix)	K35-K38
187	서혜 헤르니아(Inguinal hernia)	K40
188	기타 헤르니아(Other hernia)	K41-K46
189	크론병 및 궤양성 대장염(Crohn's disease and ulcerative colitis)	K50-K51
190	헤르니아가 없는 마비성 장폐색증 및 장관폐쇄(Paralytic ileus and intestinal obstruction without hernia)	K56
191	장의 계실성 질환(Diverticular disease of intestine)	K57
192	기타 장 및 복막의 질환(Other diseases of intestines and peritoneum)	K52-K55, K58-K67
193	알콜성 간질환(Alcoholic liver disease)	K70
194	기타 간질환(Other diseases of liver)	K71-K77
195	담석 등 및 담낭염(Cholelithiasis and cholecystitis)	K80-K81
196	급성 췌장염 및 기타 췌장의 질환(Acute pancreatitis and other diseases of the pancreas)	K85-K86
197	기타 소화기계의 질환(Other diseases of the digestive system)	K82-K83, K87-K93
198	피부 및 피하조직의 감염(Infections of the skin and subcutaneous)	L00-L08
199	기타 피부 및 피하조직의 질환(Other diseases of the skin and subcutaneous tissue)	L10-L99
200	류마티오이드 관절염 및 기타 염증성 다발성 관절병증(Rheumatoid arthritis and other inflammatory polyarthropathies)	M05-M14
201	관절증(Arthrosis)	M15-M19
202	사지의 후천성 변형(Acquired deformities of limbs)	M20-M21
203	관절의 기타 장애(Other disorders of joints)	M00-M03, M22-M25
204	전신성 결합조직의 장애(Systemic connective tissue disorders)	M30-M36
205	요추 및 기타 추간판장애(Cervical and other intervertebral disc disorders)	M50-M51
206	기타 배병증(Other dorsopathies)	M40-M49, M53-M54
207	연부조직 장애(Soft tissue disorders)	M60-M79
208	뼈밀도 및 구조장애(Disorders of bone density and structure)	M80-M85
209	골수염(Osteomyelitis)	M86
210	기타 근골격계 및 결합조직의 기타 장애(Other diseases of the musculoskeletal system and connective tissue)	M87-M99
211	급성 및 급속진행성 신염증후군(Acute and rapidly progressive nephritic syndromes)	N00-N01
212	기타 사구체 질환(Other glomerular diseases)	N02-N08

구 분 Classification	질 병 명 Disease	질 병 코드 I.C.D
213	신세뇨관-간질성 질환(Renal tubulo-interstitial diseases)	N10-N16
214	신부전증(Renal failure)	N17-N19
215	요로결석증(Urolithiasis)	N20-N23
216	방광염(Cystitis)	N30
217	기타 비뇨기계 질환(Other diseases of the urinary system)	N25-N29,N31-N39
218	전립선의 비대(Hyperplasia of prostate)	N40
219	전립선의 기타 장애(Other disorders of prostate)	N41-N42
220	음낭수류 및 정액류(Hydrocele and spermatocele)	N43
221	과장포피, 포경 및 감돈포경(Redundant prepuce, phimosis and paraphimosis)	N47
222	남성생식기관의 기타 질환(Other diseases of male genital organs)	N44-N46,N48-N51
223	유방의 장애(Disorders of breast)	N60-N64
224	난관염 및 난소염(Salpingitis and oophoritis)	N70
225	자궁경부의 염증성 질환(Inflammatory disease of cervix uteri)	N72
226	기타 여성 골반내 장기의 염증성 질환(Other inflammatory diseases of female pelvic organs)	N71,N73-N77
227	자궁내막증(Endometriosis)	N80
228	여성생식기 탈출(Female genital prolapse)	N81
229	난소, 난관 및 광인대의 비염증성 장애(Noninflammatory disorders of ovary, fallopian tube and broad ligament)	N83
230	월경장애(Disorders of menstruation)	N91-N92
231	폐경기 및 기타 폐경기전후 장애(Menopausal and other perimenopausal disorders)	N95
232	여성불임증(Female infertility)	N97
233	기타 비뇨생식기로의 장애(Other disorders of genitourinary tract)	N82,N84-N90,N93-N94, N96,N98-N99
234	자연유산(Spontaneous abortion)	O03
235	의학적 유산(Medical abortion)	O04
236	기타 유산된 임신(Other pregnancies with abortive outcome)	O00-O02,O05-O08
237	임신, 출산 및 산욕의부종, 단백뇨 및 고혈압성 장애(Oedema, proteinuria and hypertensive disorders in pregnancy, childbirth and the puerperium)	O10-O16
238	전치태반, 태반 조기박리 및 분만 전 출혈(praevia, premature separation of placenta and antepartum haemorrhage)	O44-O46
239	기타 태아와 양막강 및 가능한 분만문제와 관련된 산모관리(Other maternal care related to fetus and amniotic cavity and possible delivery problems)	O30-O43,O47-O48

구 분 Classification	질 병 명 Disease	질 병 코드 I.C.D
240	난산(Obstructed labour)	O64-O66
241	분만 후 출혈(Postpartum haemorrhage)	O72
242	기타 임신과 분만의 합병증(Other complications of pre gnancy and delivery)	O20-O29,O60-O63,O67-O71, O73-O75,O81-O84
243	단일 자연분만(Single spontaneous delivery)	O80
244	달리 분류되지 않은 주로 산욕기에 관련된 합병증 및 기타 산과적 병태(Complications predominatly related to the puerperium and other obstetric conditions, NEC)	O85-O99
245	모성요인과 임신, 출산 및 분만의 합병증에 의해 영향을 받은 태아 및 신생아(Fetus and newborn affected by maternal factors and by complications of pregnancy, labour and delivery)	P00-P04
246	태아 발육지연, 태아 영양실조와 단기임신 및 저체중 출산과 관련된 장애(Slow fetal growth, fetal malnutrition and disorders related to short gestation and low birth weight)	P05-P07
247	출산 외상(Birth trauma)	P10-P15
248	자궁내 저산소증 및 출산질식(Intrauterine hypoxia and birth asphyxia)	P20-P21
249	주산기에 기원한 기타 호흡기 장애(Other respiratory disorders originating in the perinatal period)	P22-P28
250	선천성 감염 및 기생충성 질환(Congenital infectious and parasitic diseases)	P35-P37
251	출생전후기에 특이한 기타감염(Other infections specific to the perinatal period)	P38-P39
252	태아 및 신생아의 용혈성 질환(Haemolytic disease of fetus and newborn)	P55
253	기타 출생전후기에 기원한 병태(Other conditions originating in the perinatal period)	P08,P29,P50-P54,P56-P96
254	이분척추증(Spina bifida)	Q05
255	기타 신경계의 선천성 기형(Other congenital malformati- ons of the nervous system)	Q00-Q04,Q06-Q07
256	순환기계의 선천성 기형(Congenital malformations of the circulatory system)	Q20-Q28
257	구순 및 구개열(Cleft lip and cleft palate)	Q35-Q37
258	소장의 결여, 폐쇄 및 협착(Congenital absence, atresiaand stenosis of small intestine)	Q41
259	기타 소화기계의 선천성 기형(Other congenital malformations of the digestive system)	Q38-Q40,Q42-Q45
260	정류고환(Undescended testicle)	Q53

구 분 Classification	질 병 명 Disease	질 병 코드 I.C.D
261	기타 비뇨생식기계의 기형(Other malformations of the genitourinary system)	Q50-Q52,Q54-Q64
262	고관절의 선천성 변형(Congenital deformities of hip)	Q65
263	발의 선천성 변형(Congenital deformities of feet)	Q66
264	기타 근골격계의 선천성 기형 및 변형(Other congenital malformations and deformations of the musculoskeletal system)	Q67-Q79
265	기타 선천성 기형(Other congenital malformations)	Q10-Q18,Q30-Q34,Q80-Q89
266	달리 분류되지 않은 염색체 이상(Chromosomal abnormalities, NEC)	Q90-Q99
267	복부 및 골반 동통(Abdominal and pelvic pain)	R10
268	원인미상 열(Fever of unknown origin)	R50
269	노쇠(Senility)	R54
270	기타 달리 분류되지 않은 증상, 징후와 임상 및 검사상 이상소견 (Other symptoms, signs and abnormal clinical and laboratory findings, NEC)	R00-R09,R11-R49,R51-R53, R55-R99
271	두개골 및 안면골의 골절(Fracture of skull and facial bones)	S02
272	목, 흉곽 또는 골반의 골절(Fracture of neck, thorax or pelvis)	S12,S22,S32,T08
273	대퇴골의 골절(Fracture of femur)	S72
274	기타 사지뼈의 골절(Fractures of other limb)	S42,S52,S62,S82,S92,T10,T12
275	다발성 신체부위를 침범하는 골절(Fractures involving multiple body regions)	T02
276	명시된 다발성 신체부위의 탈구, 염좌 및 긴장(Dislocations, sprains and strains of specified and multiple body regions)	S03,S13,S23,S33,S43,S53,S63, S73,S83,S93,T03
277	눈 및 안와의 손상(Injury of eye and orbit)	S05
278	두개내 손상(Intracranial injury)	S06
279	기타 내부장기의 손상(Injury of other internal organs)	S26-S27,S36-S37
280	명시된 다발성 신체부위의 압괴손상 및 외상성 절단 (Crushing injuries and traumatic amputations of specified and multiple body regions)	S38,S47-S48,S57-S58, S07-S08,S17-S18,S28, S67-S68,S77-S78,S87-S88, S97-S98,T04-T05
281	명시된 상세불명 및 다발성 신체부위의 기타 손상 (Other injuries of specified, unspecified and multiple body regions)	S00-S01,S04,S09-S11,S14-S16, S19-S21,S24-S25,S29-S31, S34-S35,S39-S41,S44-S46, S49-S51,S54-S56,S59-S61, S64-S66,S69-S71,S74-S76, S79-S81,S84-S86,S89-S91, S94-S96,S99,T00-T01, T06-T07,T09,T11,T13-T14

구 분 Classification	질 병 명 Disease	질 병 코드 I.C.D
282	자연개구를 통해 들어온 이물의 효과 (Effects of foreign body entering through natural orifice)	T15-T19
283	화상 및 부식(Burns and corrosions)	T20-T32
284	약물 및 생물학적 물질에 의한 중독 (Poisoning by drugs and biological substances)	T36-T50
285	주로 비의약품 물질의 중독작용(Toxic effects of substances chiefly nonmedicinal as to source)	T51-T65
286	학대 증후군(Maltreatment syndromes)	T74
287	기타 및 상세불명 외인의 영향 (Other and unspecified effects of external causes)	T33-T35,T66-T73,T75-T78
288	달리 분류되지 않은 외상의 특정 초기 합병증과 외과적 및 내과적 처치의 합병증(Certain early complications of trauma and complications of surgical and medical care, NEC)	T79-T88
289	손상, 중독 및 외인의 기타 결과의 후유증(Sequelae of injuries, of poisoning and of other consequences of external causes)	T90-T98
290	검사 및 조사를 위해 보건서비스와 접하고 있는 사람 (Persons encountering health services for examination and investigation)	Z00-Z13
291	무증상 인체 면역결핍 바이러스 감염 상태(Asymptomatic human immunodeficiency virus[HIV] infection status)	Z21
292	기타 전염성 질환과 관련되어 건강위험의 가능성이 있는 사람 (Other persons with potential health hazards related to communicable disease)	Z20,Z22-Z29
293	피임관리(Contraceptive management)	Z30
294	출산 전 선별검사 및 기타 임신의 관리(Antenatal screening and other supervision of pregnancy)	Z34-Z36
295	출산장소에 따른 출생영아(Liveborn infants according to place of birth)	Z38
296	분만 후 간호 및 검사(Postpartum care and examination)	Z39
297	특수처치 및 건강보호를 위하여 보건서비스와 접하고 있는 사람 (Persons encountering health services for specific procedures and health care)	Z40-Z54
298	기타 이유로 보건서비스와 접하고 있는 사람 (encountering health services for other reasons)	Z31-Z33,Z37,Z55-Z99





# 그림으로 보는 지역별 의료이용 주요통계



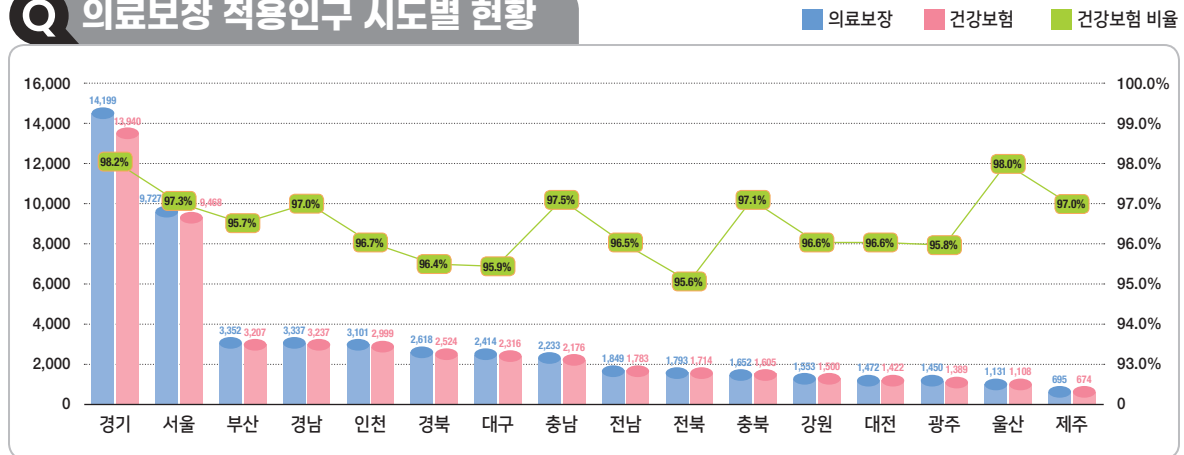
# 01 | 의료보장 적용인구 현황



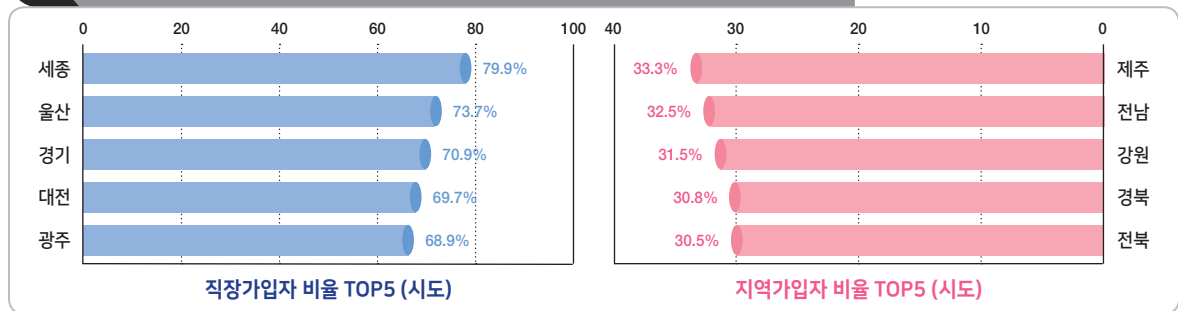
## 2023년 의료보장 적용인구 5,297만 명 (2023년 연말 기준)

- 건강보험 적용인구 : 5,145 만 명(근로자 3,636만 명, 지역 1,509만 명)
- 의료급여 적용인구 : 152 만 명

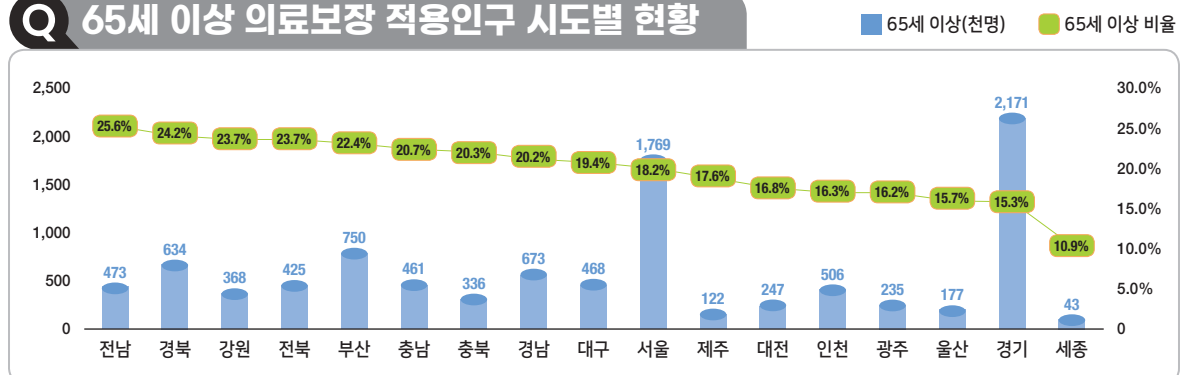
### Q 의료보장 적용인구 시도별 현황



### Q 건강보험 적용인구 직역별 비율 TOP5 시도 현황



### Q 65세 이상 의료보장 적용인구 시도별 현황



## 02 | 건강보험 보험료 현황

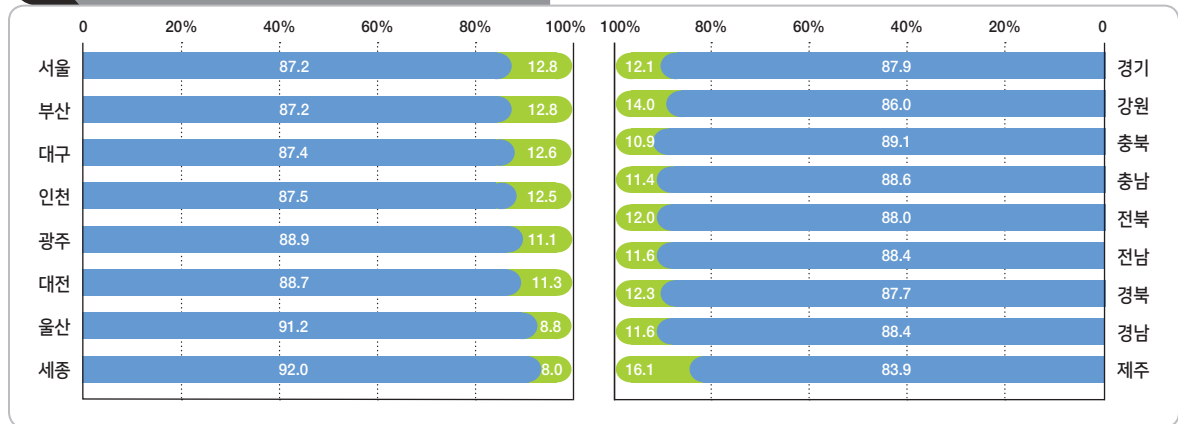


### 2023년 보험료 부과금액 81조 5,381억 원

- 직장보험료 부과액 : 71조 6,065억 원(총 부과액의 87.8%)
- 세대 당 월평균 보험료 127,493원 ... 직장 144,713원, 지역 92,114원
- ※ 직장은 고지보험료(정산포함) 기준이며, 지역은 부과보험료 기준

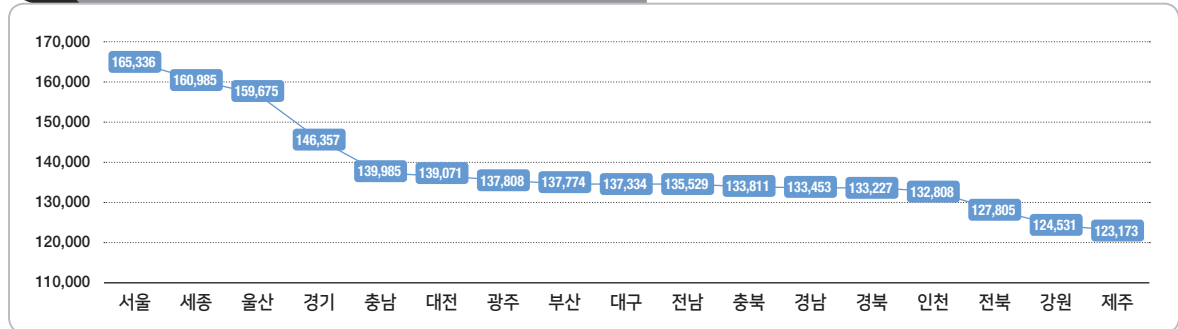
### Q 건강보험 보험료 지역별 현황

■ 직장보험료 비율(%) ■ 지역보험료 비율(%)



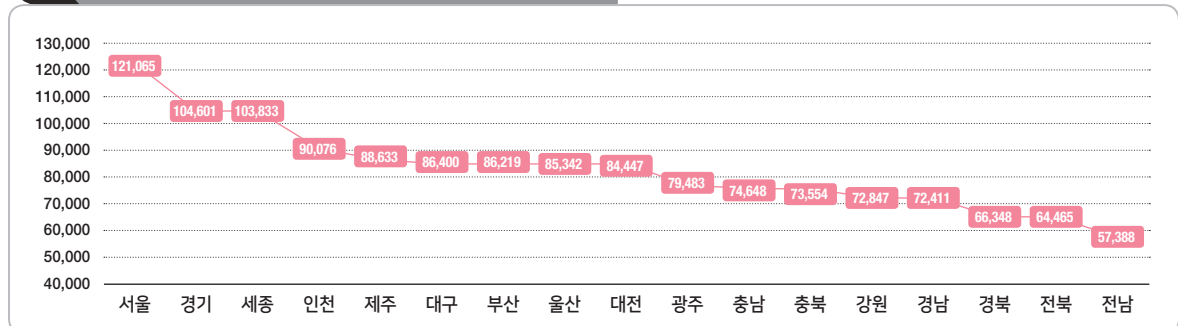
### Q 건강보험 직장 가입자당 평균 보험료

※ 2023년 12월 보험료 기준



### Q 건강보험 지역 세대당 평균 보험료

※ 2023년 12월 보험료 기준



# 03 | 시도별 의료이용 현황

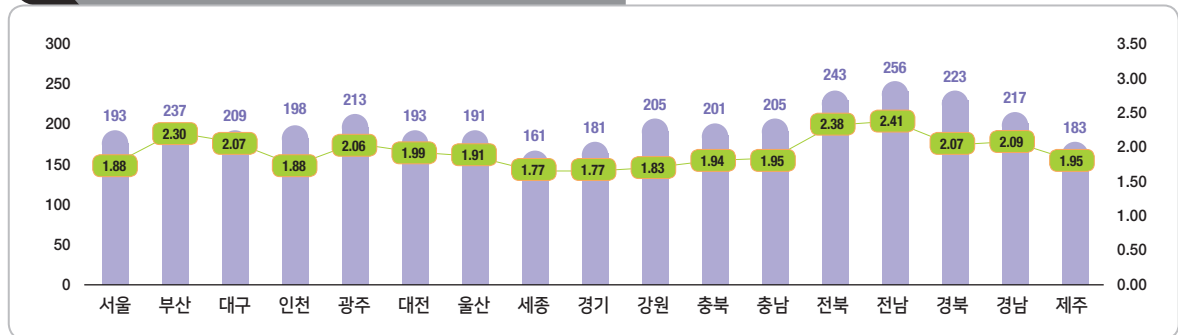


## 2023년 의료보장 진료비 총 121조 8,276억 원

- 연간 진료실인원수 5,029만 명 (의료보장인구의 95.0%)
- 진료실인원수 1인당 월평균 진료비 201,853원, 월평균 입내원일수 1.96일
- ※ 수진일 기준이며, 진료실인원수와 입내원일수는 약국제외

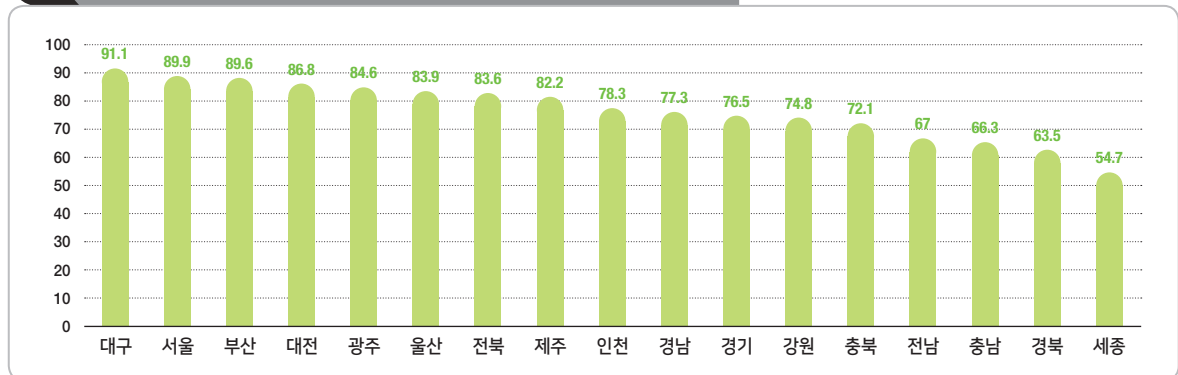
### Q 월평균 진료비 및 입내원일수 현황

■ 1인당 월평균 진료비(천 원) ■ 1인당 월평균 입내원일수(일)



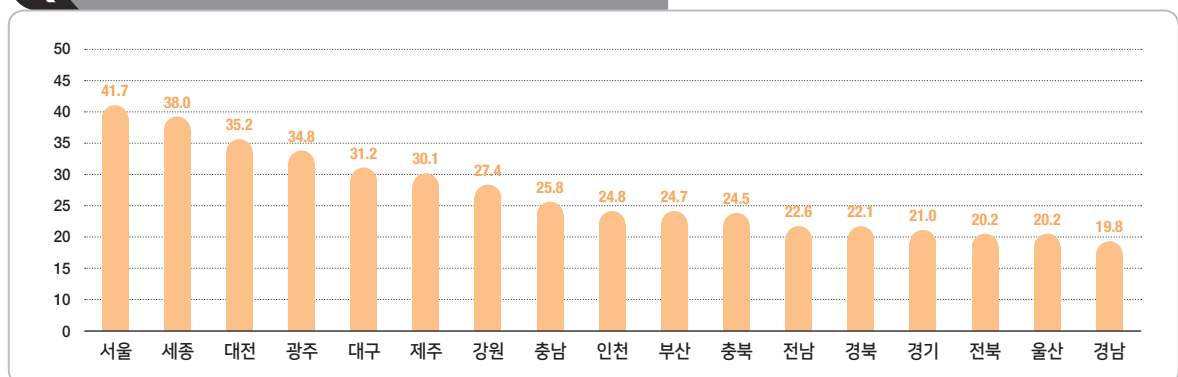
### Q 환자 주소지 기준 관내 요양기관 이용 비율

※ 전체 진료비 대비 관내 진료비의 비율



### Q 요양기관 소재지 기준 환자 유입 비율

※ 전체 진료 실인원수 대비 타지역 유입 진료 실인원수의 비율



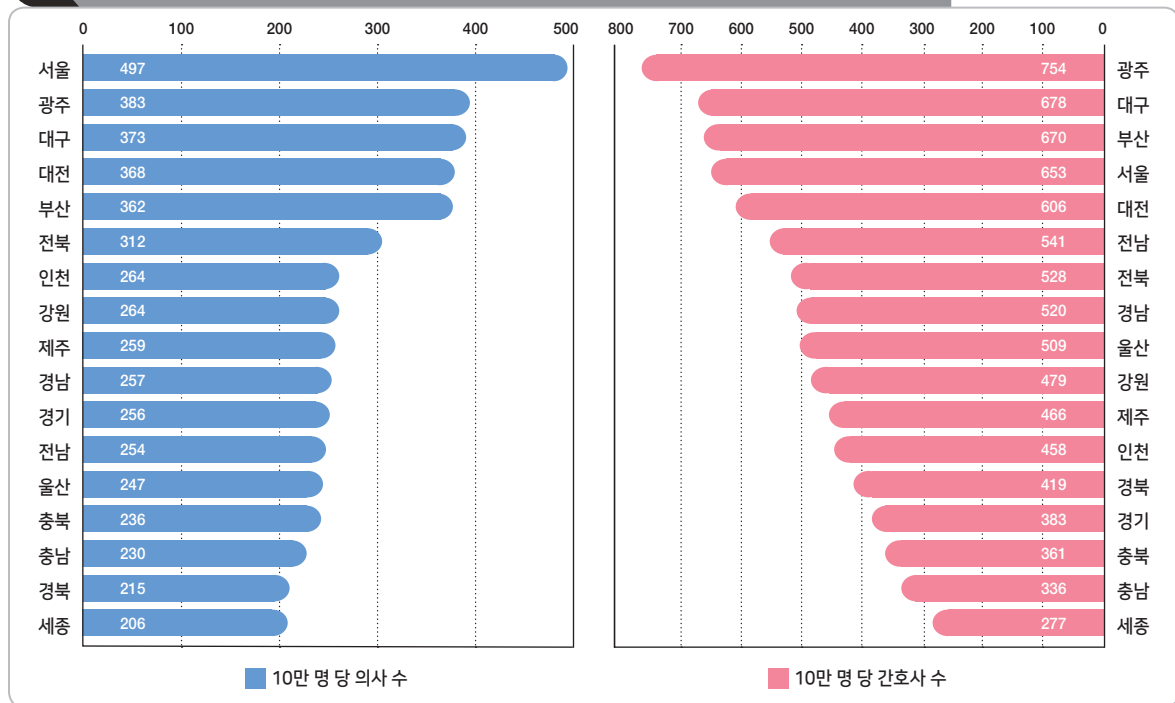
## 04 | 의료인력 및 요양기관 현황



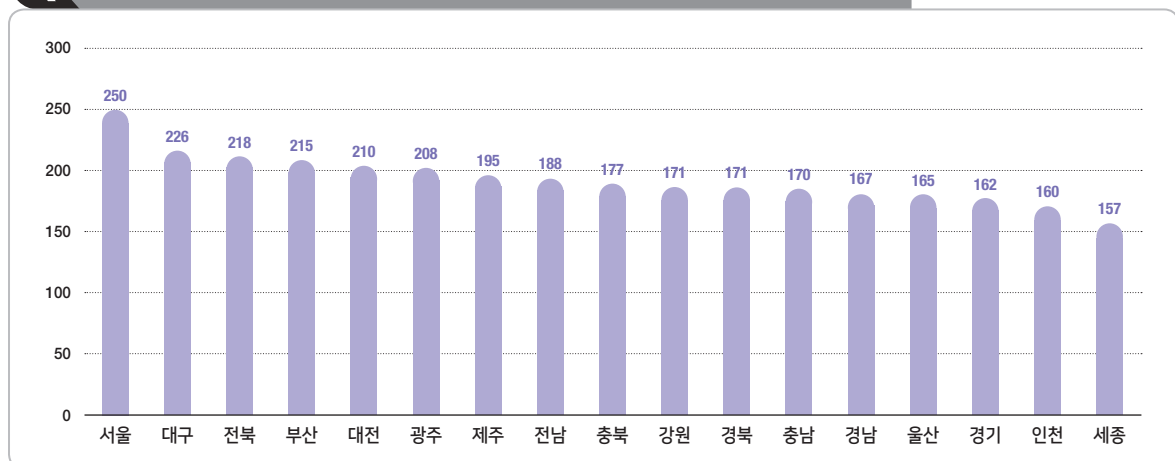
### 2023년 의료인력 인원 총 54만 310명

- 의사(양·한방) 수 16만 6,197명, 간호사 수 26만 9,434명
- 요양기관 수 총 10만 1,762개소(약국포함)

#### Q 의료보장 적용인구 10만 명 당 의료인력(의사, 간호사) 수



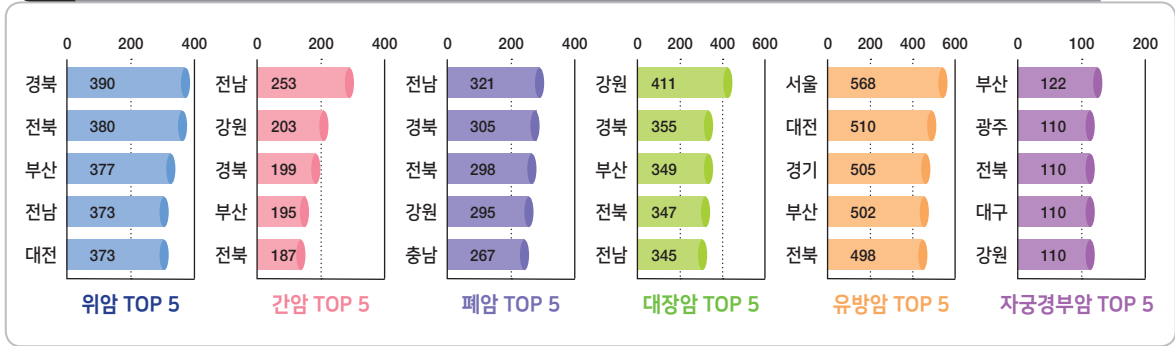
#### Q 의료보장 적용인구 10만 명 당 요양기관(약국 포함) 수



## 05 | 주요 암 질환 진료현황



### Q 2023년 의료보장인구 10만 명 당 주요 암질환자 많은 시도 TOP 5



※ 단, 자궁경부암은 여성 적용인구 10만명 당으로 계산

## 06 | 만성질환 진료현황



### Q 2023년 의료보장인구 10만 명 당 만성질환자 많은 시도 TOP 5





• 시도별 보험료 현황	03
• 시도별 보험료 분위별 현황	04
• 시도별 적용인구 현황	10
• 시도별 연령별 성별 의료보장 적용인구 현황(계/남자/여자)	12
• 시도별 요양기관 현황	18
• 시도별 의료인력 현황	20
• 시도별 주요시설 현황	22
• 시도별 주요 의료장비 현황	24
• 시도별 진료실적 현황	26
• 시도별 진료실적 현황(관내)	28
• 시도별 진료실적 현황(관외)	30
• 의료기관 시도별 진료실적 현황(계)	32
• 의료기관 시도별 진료실적 현황(관내)	34
• 의료기관 시도별 진료실적 현황(타지역)	36
• 시도별 연령별 진료실적 현황	38
• 시도별 주요 암질환 급여현황	48
• 시도별 만성질환 급여현황	50
• 시도별 요양급여일수 구간별 급여현황(고혈압)	52
• 시도별 요양급여일수 구간별 급여현황(당뇨병)	54
• 보건기관이용자의 시도별 요양급여일수 구간별 급여현황(고혈압)	56
• 보건기관이용자의 시도별 요양급여일수 구간별 급여현황(당뇨병)	58
• 시도별 다빈도 상병 급여현황(입원)	60
• 시도별 다빈도 상병 급여현황(외래)	66
• 시도별 다빈도 상병 급여현황(보건기관)	72





• Contribution by Province .....	03
• Distribution of Contributions by decile of Contribution in each Province .....	04
• Beneficiaries by Province .....	10
• Health Insurance & Medical Aid by District, age(Total/Male/Female) .....	12
• Medical Care Institutions by Province .....	18
• Medical Personnel by Province .....	20
• Major Medical Facilities by Province .....	22
• Major Medical Equipments by Province .....	24
• Medical Treatment Activities by Province .....	26
• Medical Treatment Activities by Province(Internal) .....	28
• Medical Treatment Activities by Province(External) .....	30
• Medical Treatment Activities by Location of Medical Care Institutions(Total) ..	32
• Medical Treatment Activities by Location of Medical Care Institutions(Internal) ·	34
• Medical Treatment Activities by Location of Medical Care Institutions(Other regions) ·	36
• Medical Treatment Activities by Age and Province .....	38
• Benefits for Major Cancer Diseases by Province .....	48
• Benefits for Chronic Diseases by City, Province .....	50
• Benefits For Each Section of Days of Treatment by Province(Hypertension) ·	52
• Benefits For Each Section of Days of Treatment by Province(Diabetes) .....	54
• Benefits For Each Section of Days of Treatment of Health Center Users by Province(Hypertension) ·	56
• Benefits For Each Section of Days of Treatment of Health Center Users by Province (Diabetes) ·	58
• Benefits For Highly Frequent Diseases by Province(Hospitalization) .....	60
• Benefits For Highly Frequent Diseases by Province(Outpatients) .....	66
• Benefits For Highly Frequent Diseases by Province(Health Centers) .....	72





제 1 표  
Table 1

# 시도별 보험료 현황 Contribution by Province

(단위 : 천원)  
Unit : 1 ,000won

구 분	계 T	직장 I.W.	소계 Sub-Total		지역 S.E.	Division
			근로자 C.E.	공·교 G. & T.		
계	81,538,184,291	71,606,533,694	65,078,544,898	6,527,988,796	9,931,650,597	T
서울	19,129,918,116	16,676,537,916	15,522,357,753	1,154,180,163	2,453,380,200	Seoul
부산	4,638,143,261	4,044,378,292	3,640,674,503	403,703,789	593,764,969	Busan
대구	3,297,445,112	2,881,183,365	2,548,818,595	332,364,770	416,261,747	Daegu
인천	4,452,292,681	3,895,405,131	3,588,866,452	306,538,679	556,887,550	Incheon
광주	2,018,380,532	1,794,870,399	1,564,921,969	229,948,430	223,510,133	Gwangju
대전	2,158,009,601	1,913,952,869	1,674,816,765	239,136,104	244,056,732	Daejeon
울산	1,897,859,388	1,729,937,072	1,607,424,150	122,512,922	167,922,316	Ulsan
세종	703,544,567	647,455,971	475,202,146	172,253,825	56,088,596	Sejong
경기	23,441,063,113	20,609,459,071	19,249,155,529	1,360,303,542	2,831,604,042	Gyeonggi
강원	1,819,038,156	1,564,515,449	1,295,596,063	268,919,386	254,522,707	Gangwon
충북	2,290,811,055	2,041,395,870	1,823,096,988	218,298,882	249,415,185	Chungbuk
충남	3,121,284,563	2,766,609,284	2,503,952,997	262,656,288	354,675,278	Chungnam
전북	2,095,355,494	1,843,086,787	1,535,362,845	307,723,942	252,268,707	Jeonbuk
전남	2,167,992,239	1,916,424,453	1,629,585,830	286,838,623	251,567,786	Jeonnam
경북	3,130,734,377	2,747,183,079	2,412,108,497	335,074,581	383,551,298	Gyeongbuk
경남	4,289,261,249	3,790,169,550	3,373,321,692	416,847,858	499,091,699	Gyeongnam
제주	887,050,788	743,969,136	633,282,122	110,687,013	143,081,652	Jeju

주 : 1) 직장은 고지보험료(정산포함) 기준이며, 지역은 부과보험료 기준

2) 국고지원금 제외이며, 직장보험료에는 임의계속가입자 보험료, 소득월액 보험료 포함 3) 주민등록 실거주지 기준

Note : 1) While C.E. is based on estimated contribution S.E. is based on imposed contribution

2) Excluding Government money support, Including contributions of the insured recently retired from the company and contributions imposed on the monthly incomes 3) Based on the resident place

제 2 표  
Table 2

시도별 보험료  
Distribution of Contributions by decile

구 분	계 Total			직장 계 I.W. Sub_Total			
	세대수 Households	평균보험료 average Contribution	적용인구 Population under	가입자 Insured	평균보험료 average Contribution	적용인구 Population under	가입자 Insured
전 체	28,558,998	127,493	50,024,958	19,203,906	144,713	35,117,064	17,815,991
1분위	2,855,899	28,623	4,098,928	1,920,390	37,728	2,773,592	1,916,141
2분위	2,855,900	49,550	4,076,568	1,920,391	66,659	2,892,803	1,899,778
3분위	2,855,899	56,831	4,253,640	1,920,390	75,379	2,813,957	1,881,610
4분위	2,855,900	64,455	3,798,769	1,920,391	86,191	2,826,916	1,863,940
5분위	2,855,901	77,140	4,392,532	1,920,391	99,303	2,937,029	1,825,401
6분위	2,855,899	95,792	4,620,506	1,920,390	115,467	3,165,740	1,788,197
7분위	2,855,900	120,959	5,171,163	1,920,391	138,674	3,540,155	1,732,437
8분위	2,855,899	155,769	5,663,711	1,920,390	171,910	4,057,881	1,672,715
9분위	2,855,900	208,924	6,629,016	1,920,391	224,730	4,788,175	1,512,166
10분위	2,855,901	416,887	7,320,125	1,920,391	431,093	5,320,816	1,723,606
서 울	5,560,723	151,407	9,274,247	3,811,097	165,336	6,580,438	3,586,198
1분위	470,660	32,807	677,836	397,359	36,860	564,973	396,726
2분위	474,126	51,043	653,677	335,222	66,315	490,282	333,232
3분위	472,912	58,251	687,213	327,295	75,508	460,873	322,574
4분위	584,779	60,869	736,192	361,805	86,167	508,939	353,060
5분위	529,531	78,418	760,488	366,341	99,258	530,132	351,831
6분위	544,607	95,038	795,430	355,300	115,458	540,488	334,857
7분위	501,758	123,337	823,176	362,578	138,648	595,754	332,837
8분위	571,830	155,926	996,272	380,696	172,215	698,092	343,170
9분위	611,754	208,620	1,255,371	397,792	225,161	858,600	336,215
10분위	798,766	459,697	1,888,592	526,709	483,306	1,332,305	481,696
부 산	1,740,250	120,197	3,059,077	1,146,942	137,774	2,106,532	1,064,364
1분위	179,577	31,111	264,220	132,371	38,385	191,867	132,148
2분위	198,822	46,531	277,493	123,038	66,414	186,712	122,116
3분위	183,187	56,645	277,948	122,040	75,386	180,453	119,379
4분위	189,391	61,603	251,581	119,194	86,204	178,874	116,238
5분위	180,494	75,273	285,900	116,429	99,337	183,744	110,945
6분위	171,184	94,916	286,894	112,509	115,490	194,021	104,797
7분위	164,055	121,146	312,591	111,943	138,685	217,876	100,969
8분위	159,781	156,487	338,631	110,799	171,831	248,246	96,589
9분위	164,623	207,086	392,938	105,219	224,360	273,855	80,346
10분위	149,136	425,703	370,881	93,400	455,691	250,884	80,837
대 구	1,227,575	120,376	2,229,174	818,866	137,334	1,559,703	749,047
1분위	125,874	31,156	188,009	93,278	38,388	139,667	93,070
2분위	144,034	48,052	210,226	92,819	66,655	147,622	91,861
3분위	139,618	55,934	216,676	91,525	75,305	140,671	89,301
4분위	128,844	63,140	177,939	84,075	86,200	131,423	81,561
5분위	121,349	75,149	198,745	78,150	99,225	128,496	74,252
6분위	118,838	95,620	207,780	79,863	115,449	142,788	73,993
7분위	117,118	120,862	229,371	79,096	138,675	158,550	70,224
8분위	110,926	157,030	241,517	78,092	171,904	179,604	65,253
9분위	117,357	208,051	292,710	77,227	224,512	210,471	55,102
10분위	103,617	429,566	266,201	64,741	460,996	180,411	54,430
인 천	1,695,535	119,170	2,967,654	1,154,439	132,808	2,089,577	1,086,806
1분위	133,154	31,935	195,783	104,221	37,754	149,520	103,960
2분위	166,617	50,626	233,167	115,726	66,664	172,798	114,418
3분위	179,276	57,045	270,866	120,481	75,425	174,821	118,453
4분위	191,228	63,079	251,570	124,696	86,156	182,892	121,889
5분위	188,239	77,609	289,281	127,760	99,297	196,033	123,346
6분위	183,920	97,052	304,437	128,270	115,496	214,684	121,805
7분위	180,746	121,663	336,983	125,367	138,494	237,429	116,621
8분위	180,364	155,258	365,344	119,695	171,665	260,459	107,160
9분위	162,362	207,778	385,065	107,648	223,990	274,077	87,027
10분위	129,629	392,612	335,158	80,575	401,056	226,864	72,127
광 주	757,486	118,875	1,354,489	511,593	137,808	966,896	462,901
1분위	63,573	32,047	93,852	48,402	38,812	70,924	48,266
2분위	90,119	48,829	129,102	59,127	66,947	92,803	58,574
3분위	91,920	57,753	143,927	63,094	75,233	95,785	61,737
4분위	86,320	60,469	115,411	52,862	86,193	80,971	51,145
5분위	76,992	75,907	122,670	50,322	99,377	80,390	47,359
6분위	75,443	94,922	126,959	49,560	115,382	86,486	45,489
7분위	67,902	121,490	129,575	46,632	138,820	91,365	40,540
8분위	69,883	156,487	145,829	48,071	171,992	107,311	38,423
9분위	71,824	209,634	176,333	49,496	224,599	132,016	34,154
10분위	63,510	406,749	170,831	44,027	426,661	128,845	37,214

주 : 1) 연도말 기준 2) 주민등록주소지 기준  
3) 직장은 산정보험료 기준이며, 지역은부과보험료 기준  
4) 직장보험료는 임의계속가입자와 소득월액 대상자를 제외

# 분위별 현황

## of Contribution in each Province

(단위 : 명, 원)

Unit : Person, Won

근로자 C.E.		공·교 G. & T.			지역 S.E.			Division
평균보험료 average Contribution	적용인구 Population under	가입자 Insured	평균보험료 average Contribution	적용인구 Population under	세대수 Households	평균보험료 average Contribution	적용인구 Population under	
141,528	32,144,769	1,387,915	185,600	2,972,295	9,355,092	92,144	14,907,894	T
37,717	2,767,477	4,249	42,483	6,115	935,509	9,932	1,325,336	1 decile
66,660	2,866,750	20,613	66,593	26,053	935,509	14,430	1,183,765	2 decile
75,367	2,766,050	38,780	75,963	47,907	935,509	18,758	1,439,683	3 decile
86,172	2,754,503	56,451	86,824	72,413	935,509	19,836	971,853	4 decile
99,269	2,811,534	94,990	99,952	125,495	935,510	31,644	1,455,503	5 decile
115,416	2,976,387	132,193	116,160	189,353	935,509	55,403	1,454,766	6 decile
138,613	3,224,957	187,954	139,233	315,198	935,509	84,594	1,631,008	7 decile
171,714	3,512,505	247,675	173,234	545,376	935,509	122,636	1,605,830	8 decile
224,134	3,665,800	408,225	226,936	1,122,375	935,509	176,478	1,840,841	9 decile
444,555	4,798,806	196,785	313,188	522,010	935,510	387,726	1,999,309	10 decile
163,098	6,123,185	224,899	201,020	457,253	1,749,626	121,065	2,693,809	Seoul
36,854	564,026	633	40,390	947	73,301	10,841	112,863	1 decile
66,316	487,644	1,990	66,236	2,638	138,904	14,185	163,395	2 decile
75,498	455,064	4,721	76,186	5,809	145,617	19,465	226,340	3 decile
86,146	497,884	8,745	87,023	11,055	222,974	19,818	227,253	4 decile
99,235	511,485	14,510	99,804	18,647	163,190	31,634	230,356	5 decile
115,404	512,619	20,443	116,349	27,869	189,307	56,714	254,942	6 decile
138,603	549,316	29,741	139,151	46,438	139,180	83,453	227,422	7 decile
172,101	623,835	37,526	173,260	74,257	191,134	123,481	298,180	8 decile
224,698	704,279	61,577	227,689	154,321	213,962	177,866	396,771	9 decile
496,408	1,217,033	45,013	343,098	115,272	272,057	413,989	556,287	10 decile
133,862	1,923,575	82,578	188,198	182,957	593,308	86,219	952,545	Busan
38,375	191,556	223	44,415	311	47,206	10,715	72,353	1 decile
66,406	185,549	922	67,563	1,163	75,784	14,251	90,781	2 decile
75,382	177,161	2,661	75,572	3,292	61,147	19,241	97,495	3 decile
86,197	175,016	2,956	86,495	3,858	70,197	19,830	72,707	4 decile
99,297	176,368	5,484	100,135	7,376	64,065	31,540	102,156	5 decile
115,437	182,815	7,712	116,220	11,206	58,675	55,466	92,873	6 decile
138,627	198,915	10,974	139,217	18,961	52,112	83,469	94,715	7 decile
171,619	215,723	14,210	173,270	32,523	48,982	121,777	90,385	8 decile
223,370	203,585	24,873	227,556	70,270	59,404	176,490	119,083	9 decile
478,059	216,887	12,563	311,766	33,997	55,736	375,450	119,997	10 decile
132,556	1,401,498	69,819	188,597	158,205	408,709	86,400	669,471	Daegu
38,378	139,356	208	42,730	311	32,596	10,463	48,342	1 decile
66,653	146,371	958	66,843	1,251	51,215	14,339	62,604	2 decile
75,304	137,863	2,224	75,359	2,808	48,093	19,070	76,005	3 decile
86,189	128,061	2,514	86,560	3,362	44,769	19,834	46,516	4 decile
99,201	123,205	3,898	99,684	5,291	43,199	31,595	70,249	5 decile
115,377	134,129	5,870	116,363	8,659	38,975	54,988	64,992	6 decile
138,553	143,080	8,872	139,641	15,470	38,022	83,806	70,821	7 decile
171,611	150,224	12,839	173,392	29,380	32,834	121,655	61,913	8 decile
223,663	146,980	22,125	226,629	63,491	40,130	176,372	82,239	9 decile
490,294	152,229	10,311	306,340	28,182	38,876	377,226	85,790	10 decile
129,785	1,944,611	67,633	181,371	144,966	541,096	90,076	878,077	Incheon
37,729	149,143	261	47,946	377	28,933	10,971	46,263	1 decile
66,665	171,176	1,308	66,522	1,622	50,891	14,155	60,369	2 decile
75,414	172,324	2,028	76,016	2,497	58,795	19,381	96,045	3 decile
86,141	179,302	2,807	86,811	3,590	66,532	19,828	68,678	4 decile
99,276	190,228	4,414	99,895	5,805	60,479	31,795	93,248	5 decile
115,465	205,699	6,465	116,080	8,985	55,650	54,538	89,753	6 decile
138,424	222,943	8,746	139,427	14,486	55,379	83,562	99,554	7 decile
171,497	232,798	12,535	173,102	27,661	60,669	122,889	104,885	8 decile
223,349	217,305	20,621	226,693	56,772	54,714	175,882	110,988	9 decile
413,175	203,693	8,448	297,589	23,171	49,054	378,741	108,294	10 decile
132,566	858,059	48,692	187,649	108,837	245,893	79,483	387,593	Gwangju
38,787	70,733	136	47,413	191	15,171	10,463	22,928	1 decile
66,940	92,087	553	67,691	716	30,992	14,263	36,299	2 decile
75,228	94,084	1,357	75,430	1,701	28,826	19,494	48,142	3 decile
86,175	78,746	1,717	86,727	2,225	33,458	19,825	34,440	4 decile
99,330	76,336	2,963	100,125	4,054	26,670	31,624	42,280	5 decile
115,324	80,388	4,071	116,022	6,098	25,883	55,746	40,473	6 decile
138,705	80,872	6,092	139,584	10,493	21,270	83,496	38,210	7 decile
171,620	85,597	9,648	173,476	21,714	21,812	122,315	38,518	8 decile
223,968	88,739	15,342	226,004	43,277	22,328	176,461	44,317	9 decile
448,840	110,477	6,813	305,515	18,368	19,483	361,753	41,986	10 decile

Note : 1) As of the end of the Year 2) Based on the resident place

3) While C.E. is based on estimated contribution S.E. is based on imposed contribution

4) Excluding contributions of the insured recently retired from the company and contributions imposed on the monthly incomes

제 2 표  
Table 2

# 시도별 보험료 Distribution of Contributions by decile

구 분	계 Total			직장 계 I.W. Sub_Total			
	세대수 Households	평균보험료 average Contribution	적용인구 Population under	가입자 Insured	평균보험료 average Contribution	적용인구 Population under	가입자 Insured
대 전	789,382	121,762	1,384,247	539,247	139,071	992,220	489,878
1분위	72,551	32,265	106,646	58,040	37,632	84,011	57,911
2분위	84,756	48,738	118,435	55,712	66,717	84,261	54,781
3분위	85,931	58,147	130,107	59,535	75,302	86,920	58,010
4분위	90,358	59,838	117,054	54,481	86,191	80,271	52,886
5분위	77,494	76,880	119,585	51,900	99,183	80,044	49,055
6분위	79,260	93,738	127,386	50,033	115,443	84,028	45,860
7분위	72,974	122,023	134,474	50,934	138,821	95,105	44,644
8분위	73,286	158,293	149,660	53,213	171,908	114,071	44,362
9분위	79,826	210,080	189,807	55,178	224,812	141,345	40,121
10분위	72,946	391,786	191,093	50,221	405,546	142,164	42,248
울 산	595,838	138,334	1,128,901	424,774	159,675	854,401	398,980
1분위	48,693	29,731	69,373	33,796	38,301	47,492	33,730
2분위	54,492	47,283	76,279	34,376	66,464	50,503	33,972
3분위	54,166	54,668	80,194	34,364	75,415	49,364	33,704
4분위	56,910	64,645	74,550	38,329	86,368	55,254	37,398
5분위	59,987	79,873	91,178	42,608	99,504	63,780	41,033
6분위	55,828	99,086	93,347	40,767	115,604	68,646	38,397
7분위	59,759	123,611	112,079	42,916	138,908	82,666	39,543
8분위	61,481	159,421	130,586	45,780	172,187	102,882	41,315
9분위	66,425	212,696	167,196	49,163	225,584	132,984	40,905
10분위	78,097	385,683	234,119	62,675	390,231	200,830	58,983
세 중	203,235	148,260	396,993	157,986	160,985	322,706	122,512
1분위	16,327	29,582	23,205	11,818	37,191	17,270	11,765
2분위	14,443	55,606	21,206	11,395	66,517	17,023	11,251
3분위	16,002	60,664	23,521	11,907	75,493	17,399	11,459
4분위	14,975	73,320	20,951	12,079	86,139	17,935	11,206
5분위	16,678	83,265	25,307	12,700	99,390	19,184	11,057
6분위	18,416	100,539	29,582	13,732	115,809	22,424	11,170
7분위	22,523	126,228	40,309	17,092	139,104	31,064	11,804
8분위	25,804	163,063	55,302	20,839	172,804	46,406	12,891
9분위	31,824	215,602	82,556	25,594	225,095	70,517	14,583
10분위	26,243	366,749	75,054	20,830	369,863	63,484	15,326
경 기	7,801,341	133,805	13,867,877	5,456,292	146,357	10,039,348	5,161,146
1분위	654,716	31,207	955,807	504,155	37,458	732,651	503,376
2분위	712,318	52,541	1,022,240	518,951	66,744	775,168	514,459
3분위	740,608	58,216	1,094,030	515,790	75,420	747,120	506,811
4분위	767,795	66,678	1,026,515	541,953	86,198	792,673	528,677
5분위	784,086	79,632	1,193,831	555,742	99,275	845,222	534,133
6분위	786,912	98,233	1,272,129	563,317	115,449	922,733	534,653
7분위	820,354	121,913	1,474,781	563,483	138,686	1,033,543	522,347
8분위	856,284	155,161	1,675,003	563,593	171,792	1,182,218	511,063
9분위	823,795	208,723	1,904,502	550,645	224,662	1,360,275	463,896
10분위	854,473	406,256	2,249,039	578,663	415,690	1,647,745	541,731
강 원	805,514	104,749	1,362,785	497,201	124,531	879,753	438,666
1분위	108,845	23,933	149,972	55,350	37,743	77,922	55,262
2분위	94,659	47,184	134,963	59,054	66,847	88,976	58,137
3분위	94,446	56,033	138,627	62,541	75,367	92,925	61,026
4분위	77,219	67,805	106,040	55,877	86,116	83,315	53,378
5분위	81,935	73,663	129,001	50,984	99,223	79,575	47,088
6분위	78,022	92,358	128,967	48,245	115,352	80,940	42,559
7분위	79,347	116,029	144,373	46,090	138,588	85,697	37,967
8분위	69,458	153,284	139,728	43,856	171,895	93,311	33,119
9분위	71,445	206,812	168,727	45,890	224,335	118,786	27,825
10분위	50,138	377,090	122,387	29,314	392,642	78,306	22,305
충 북	896,137	113,814	1,535,170	598,745	133,811	1,069,186	551,110
1분위	99,033	24,782	136,902	52,347	38,252	73,351	52,276
2분위	94,963	48,513	134,945	61,401	67,023	90,238	60,837
3분위	95,952	55,842	137,899	63,329	75,317	90,850	62,271
4분위	85,472	68,084	114,509	62,151	86,181	89,897	60,223
5분위	92,931	77,780	142,451	63,290	99,397	94,946	59,805
6분위	95,631	97,173	153,016	66,646	115,502	106,501	61,762
7분위	99,057	120,727	177,307	65,676	138,686	119,721	58,935
8분위	89,484	157,124	181,936	63,114	171,787	135,212	54,057
9분위	79,032	209,540	188,919	55,615	223,898	142,908	41,657
10분위	64,582	381,751	167,286	45,176	387,020	125,562	39,287

주 : 1) 연도말 기준 2) 주민등록주소지 기준  
3) 직장은 산정보험료 기준이며, 지역은부과보험료 기준  
4) 직장보험료는 임의계속가입자와 소득월액 대상자를 제외

# 분위별 현황 <계속>

## of Contribution in each Province <Cont'd>

(단위 : 명, 원)

Unit : Person, Won

근로자 C.E.		공·교 G. & T.			지역 S.E.			Division
평균보험료 average Contribution	적용인구 Population under	가입자 Insured	평균보험료 average Contribution	적용인구 Population under	세대수 Households	평균보험료 average Contribution	적용인구 Population under	
133,851	884,940	49,369	190,866	107,280	250,135	84,447	392,027	Daejeon
37,613	83,841	129	46,493	170	14,511	10,798	22,635	1 decile
66,724	83,152	931	66,289	1,109	29,044	14,252	34,174	2 decile
75,292	85,043	1,525	75,687	1,877	26,396	19,453	43,187	3 decile
86,167	78,264	1,595	87,017	2,007	35,877	19,819	36,783	4 decile
99,159	76,237	2,845	99,589	3,807	25,594	31,653	39,541	5 decile
115,368	78,002	4,173	116,274	6,026	29,227	56,581	43,358	6 decile
138,756	84,477	6,290	139,277	10,628	22,040	83,203	39,369	7 decile
171,646	94,702	8,851	173,222	19,369	20,073	122,200	35,589	8 decile
224,116	100,629	15,057	226,665	40,716	24,648	177,102	48,462	9 decile
422,663	120,593	7,973	314,844	21,571	22,725	361,377	48,929	10 decile
157,879	799,515	25,794	187,457	54,886	171,064	85,342	274,500	Ulsan
38,285	47,391	66	46,465	101	14,897	10,287	21,881	1 decile
66,464	50,018	404	66,469	485	20,116	14,504	25,776	2 decile
75,409	48,602	660	75,702	762	19,802	18,664	30,830	3 decile
86,348	54,077	931	87,159	1,177	18,581	19,834	19,296	4 decile
99,478	61,773	1,575	100,174	2,007	17,379	31,743	27,398	5 decile
115,553	65,346	2,370	116,428	3,300	15,061	54,377	24,701	6 decile
138,882	77,232	3,373	139,206	5,434	16,843	84,634	29,413	7 decile
172,031	93,243	4,465	173,625	9,639	15,701	122,202	27,704	8 decile
225,324	110,553	8,258	226,870	22,431	17,262	175,992	34,212	9 decile
395,630	191,280	3,692	303,969	9,550	15,422	367,200	33,289	10 decile
151,334	243,570	35,474	194,315	79,136	45,249	103,833	74,287	Sejong
37,183	17,184	53	38,942	86	4,509	9,640	5,935	1 decile
66,529	16,831	144	65,561	192	3,048	14,816	4,183	2 decile
75,434	16,863	448	76,998	536	4,095	17,547	6,122	3 decile
86,096	16,844	873	86,693	1,091	2,896	19,850	3,016	4 decile
99,273	17,101	1,643	100,179	2,083	3,978	31,783	6,123	5 decile
115,591	18,720	2,562	116,756	3,704	4,684	55,773	7,158	6 decile
138,923	22,564	5,288	139,506	8,500	5,431	85,709	9,245	7 decile
172,386	29,521	7,948	173,482	16,885	4,965	122,180	8,896	8 decile
224,960	40,477	11,011	225,275	30,040	6,230	176,600	12,039	9 decile
391,072	47,465	5,504	310,807	16,019	5,413	354,766	11,570	10 decile
144,344	9,413,689	295,146	181,557	625,659	2,345,049	104,601	3,828,529	Gyeonggi
37,449	731,551	779	43,274	1,100	150,561	10,272	223,156	1 decile
66,746	769,536	4,492	66,562	5,632	193,367	14,423	247,072	2 decile
75,407	736,245	8,979	76,116	10,875	224,818	18,745	346,910	3 decile
86,184	775,504	13,276	86,781	17,169	225,842	19,835	233,842	4 decile
99,249	816,755	21,609	99,923	28,467	228,344	31,825	348,609	5 decile
115,406	881,752	28,664	116,251	40,981	223,595	54,861	349,396	6 decile
138,652	964,531	41,136	139,121	69,012	256,871	85,118	441,238	7 decile
171,648	1,066,699	52,530	173,199	115,519	292,691	123,135	492,785	8 decile
224,241	1,122,730	86,749	226,910	237,545	273,150	176,592	544,227	9 decile
422,948	1,548,386	36,932	309,237	99,359	275,810	386,461	601,294	10 decile
116,876	753,541	58,535	181,893	126,212	308,313	72,847	483,032	Gangwon
37,739	77,798	88	40,257	124	53,495	9,645	72,050	1 decile
66,846	87,801	917	66,923	1,175	35,605	14,571	45,987	2 decile
75,359	91,089	1,515	75,676	1,836	31,905	18,135	45,702	3 decile
86,081	80,210	2,499	86,865	3,105	21,342	19,865	22,725	4 decile
99,169	74,496	3,896	99,887	5,079	30,951	31,559	49,426	5 decile
115,270	72,773	5,686	115,971	8,167	29,777	55,102	48,027	6 decile
138,421	71,795	8,123	139,367	13,902	33,257	84,765	58,676	7 decile
171,447	69,192	10,737	173,278	24,119	25,602	121,404	46,417	8 decile
223,230	68,359	18,065	226,037	50,427	25,555	175,345	49,941	9 decile
420,709	60,028	7,009	303,322	18,278	20,824	355,198	44,081	10 decile
129,715	968,615	47,635	181,200	100,571	297,392	73,554	465,984	Chungbuk
38,247	73,248	71	41,629	103	46,686	9,680	63,551	1 decile
67,028	89,551	564	66,429	687	33,562	14,650	44,707	2 decile
75,302	89,520	1,058	76,219	1,330	32,623	18,037	47,049	3 decile
86,160	87,548	1,928	86,851	2,349	23,321	19,855	24,612	4 decile
99,379	90,452	3,485	99,709	4,494	29,641	31,623	47,505	5 decile
115,448	99,828	4,884	116,183	6,673	28,985	55,028	46,515	6 decile
138,613	108,783	6,741	139,322	10,938	33,381	85,394	57,586	7 decile
171,536	115,364	9,057	173,284	19,848	26,370	122,032	46,724	8 decile
223,022	104,050	13,958	226,513	38,858	23,417	175,441	46,011	9 decile
400,292	110,271	5,889	298,482	15,291	19,406	369,483	41,724	10 decile

Note : 1) As of the end of the Year 2) Based on the resident place

3) While C.E. is based on estimated contribution S.E. is based on imposed contribution

4) Excluding contributions of the insured recently retired from the company and contributions imposed on the monthly incomes

제 2 표  
Table 2

시도별 보험료  
Distribution of Contributions by decile

구 분	계 Total			직장 계 I.W. Sub_Total			
	세대수 Households	평균보험료 average Contribution	적용인구 Population under	가입자 Insured	평균보험료 average Contribution	적용인구 Population under	가입자 Insured
총	1,193,753	116,964	2,082,438	773,145	139,985	1,419,967	715,416
1분위	144,733	23,372	199,501	71,326	37,693	100,256	71,187
2분위	118,456	49,118	171,274	78,020	66,884	114,336	76,876
3분위	117,347	54,501	166,579	75,022	75,332	108,061	73,715
4분위	100,577	68,318	135,357	73,443	86,218	106,256	70,972
5분위	115,578	75,431	177,570	74,654	99,406	111,698	70,390
6분위	124,435	94,300	199,636	80,370	115,543	129,139	74,340
7분위	137,398	118,580	242,754	84,195	138,698	152,502	75,771
8분위	124,820	155,755	251,155	84,013	171,941	179,866	73,676
9분위	113,405	210,257	270,300	81,486	224,152	206,610	65,282
10분위	97,004	382,744	268,312	70,616	385,784	211,243	63,207
전	916,723	103,823	1,603,335	569,626	127,805	1,061,126	502,349
남	130,589	24,334	184,563	66,751	38,529	98,825	66,369
북	113,460	46,671	165,101	69,577	66,979	109,326	68,482
1분위	107,801	55,818	167,264	70,902	75,185	109,182	69,007
2분위	87,560	63,952	121,075	58,283	86,106	90,062	55,748
3분위	89,409	72,341	144,993	53,867	99,313	86,381	49,005
4분위	88,997	91,534	149,086	53,305	115,566	91,557	46,192
5분위	86,783	117,296	162,863	52,604	138,604	101,423	43,721
6분위	76,155	155,031	160,017	50,721	171,849	113,749	39,257
7분위	77,693	209,681	193,927	53,744	225,123	146,083	33,270
8분위	58,276	380,882	154,446	39,872	391,339	114,538	31,298
9분위	950,199	104,145	1,659,080	568,569	135,529	1,061,704	502,582
10분위	163,938	19,961	226,793	59,838	38,560	87,197	59,575
전	107,724	46,490	160,833	65,728	66,768	102,201	64,111
남	104,786	53,989	157,511	66,002	75,283	101,048	64,402
북	77,265	68,641	109,399	56,822	86,178	86,599	53,551
1분위	91,688	70,661	148,883	52,933	99,418	83,474	47,503
2분위	90,075	90,725	153,566	53,333	115,387	90,827	46,314
3분위	92,633	116,222	170,831	53,509	138,823	101,669	44,260
4분위	78,766	156,283	165,836	54,511	171,967	121,185	42,751
5분위	78,366	211,199	191,733	57,092	224,844	148,923	38,660
6분위	64,958	391,633	173,695	48,801	398,359	138,581	41,455
7분위	1,324,453	107,654	2,351,668	818,021	133,227	1,549,623	741,580
8분위	192,254	23,039	267,961	90,435	38,322	132,091	90,127
9분위	151,543	46,304	222,886	91,888	66,810	141,681	90,121
10분위	141,786	53,777	211,390	88,738	75,217	134,402	85,520
전	114,073	66,300	158,627	79,860	86,192	121,805	76,091
남	129,674	73,086	209,032	79,474	99,370	126,192	72,982
북	132,730	92,345	225,202	81,707	115,463	140,039	73,768
1분위	133,425	116,741	254,694	79,212	138,704	156,064	68,990
2분위	116,863	154,658	252,030	76,893	171,839	177,827	64,282
3분위	118,383	210,435	293,865	83,554	225,288	223,496	62,544
4분위	93,722	380,407	255,981	66,260	384,309	196,026	57,155
5분위	1,725,214	112,128	3,111,218	1,122,510	133,453	2,136,565	1,032,399
6분위	206,629	25,310	293,234	112,743	38,258	163,445	112,263
7분위	189,659	47,182	276,873	118,667	66,682	182,231	117,214
8분위	184,401	54,761	280,625	117,918	75,290	178,994	114,930
9분위	162,880	67,060	225,813	115,663	86,327	175,550	111,942
10분위	182,870	75,711	293,520	119,139	99,383	188,223	113,231
전	177,693	95,996	308,287	121,047	115,496	210,823	112,571
남	183,389	119,408	355,624	117,830	138,586	237,811	105,977
북	158,200	155,677	347,654	107,717	171,656	254,687	91,433
1분위	156,316	209,308	399,417	107,290	224,782	299,337	79,755
2분위	123,177	390,479	330,171	84,496	401,856	245,464	73,083
3분위	375,640	110,228	656,605	234,853	123,173	427,319	210,057
4분위	44,753	27,934	65,271	28,160	38,688	42,130	28,130
5분위	45,709	48,245	67,868	29,690	66,410	46,642	29,336
6분위	45,760	55,708	69,263	29,907	75,418	45,089	29,311
7분위	40,254	67,172	56,186	28,818	85,953	44,200	27,975
8분위	36,966	75,547	60,097	24,098	99,136	39,515	22,386
9분위	33,908	94,712	58,802	22,386	115,324	39,616	19,670
10분위	36,679	116,366	69,378	21,234	138,520	41,916	17,287
전	32,514	150,676	67,211	18,787	171,500	42,755	13,914
남	31,470	202,913	75,650	17,758	223,772	47,892	10,824
북	27,627	403,245	66,879	14,015	429,990	37,564	11,224

주 : 1) 연도말 기준 2) 주민등록주소지 기준  
3) 직장은 산정보험료 기준이며, 지역은부과보험료 기준  
4) 직장보험료는 임의계속가입자와 소득월액 대상자를 제외

# 분위별 현황 <계속>

## of Contribution in each Province <Cont'd>

(단위 : 명, 원)

Unit : Person, Won

근로자 C.E.		공·교 G. & T.			지역 S.E.			Division
평균보험료 average Contribution	적용인구 Population under	가입자 Insured	평균보험료 average Contribution	적용인구 Population under	세대수 Households	평균보험료 average Contribution	적용인구 Population under	
136,723	1,301,345	57,729	180,408	118,622	420,608	74,648	662,471	Chungnam
37,681	100,049	139	43,708	207	73,407	9,457	99,245	1 decile
66,881	112,948	1,144	67,079	1,388	40,436	14,840	56,938	2 decile
75,319	106,439	1,307	76,068	1,622	42,325	17,577	58,518	3 decile
86,188	103,240	2,471	87,075	3,016	27,134	19,870	29,101	4 decile
99,359	106,248	4,264	100,184	5,450	40,924	31,695	65,872	5 decile
115,524	120,974	6,030	115,774	8,165	44,065	55,554	70,497	6 decile
138,636	139,023	8,424	139,253	13,479	53,203	86,744	90,252	7 decile
171,820	157,705	10,337	172,804	22,161	40,807	122,433	71,289	8 decile
223,416	162,652	16,204	227,115	43,958	31,919	174,784	63,690	9 decile
395,366	192,067	7,409	304,034	19,176	26,388	374,609	57,069	10 decile
120,667	914,696	67,277	181,109	146,430	347,097	64,465	542,209	Jeonbuk
38,503	98,325	382	43,091	500	63,838	9,492	85,738	1 decile
66,974	107,883	1,095	67,333	1,443	43,883	14,473	55,775	2 decile
75,168	106,756	1,895	75,826	2,426	36,899	18,602	58,082	3 decile
86,081	86,905	2,535	86,642	3,157	29,277	19,851	31,013	4 decile
99,226	80,052	4,862	100,187	6,329	35,542	31,462	58,612	5 decile
115,484	81,145	7,113	116,099	10,412	35,692	55,643	57,529	6 decile
138,544	86,140	8,883	138,897	15,283	34,179	84,503	61,440	7 decile
171,373	87,684	11,464	173,481	26,065	25,434	121,493	46,268	8 decile
223,488	87,821	20,474	227,780	58,262	23,949	175,028	47,844	9 decile
417,651	91,985	8,574	295,293	22,553	18,404	358,226	39,908	10 decile
130,357	918,770	65,987	174,920	142,934	381,630	57,388	597,376	Jeonnam
38,530	86,803	263	45,463	394	104,100	9,270	139,596	1 decile
66,788	100,204	1,617	65,982	1,997	41,996	14,754	58,632	2 decile
75,259	99,021	1,600	76,223	2,027	38,784	17,752	56,463	3 decile
86,108	82,312	3,271	87,311	4,287	20,443	19,898	22,800	4 decile
99,372	75,970	5,430	99,822	7,504	38,755	31,383	65,409	5 decile
115,327	80,051	7,019	115,782	10,776	36,742	54,927	62,739	6 decile
138,725	85,328	9,249	139,293	16,341	39,124	85,310	69,162	7 decile
171,686	93,656	11,760	172,990	27,529	24,255	121,035	44,651	8 decile
224,088	96,157	18,432	226,428	52,766	21,274	174,582	42,810	9 decile
416,716	119,268	7,346	294,765	19,313	16,157	371,318	35,114	10 decile
128,937	1,383,385	76,441	174,847	166,238	506,432	66,348	802,045	Gyeongbuk
38,315	131,650	308	40,342	441	101,819	9,465	135,870	1 decile
66,813	139,341	1,767	66,641	2,340	59,655	14,717	81,205	2 decile
75,201	130,324	3,218	75,643	4,078	53,048	17,912	76,988	3 decile
86,167	116,809	3,769	86,690	4,996	34,213	19,868	36,822	4 decile
99,311	117,311	6,492	100,039	8,881	50,200	31,474	82,840	5 decile
115,436	128,093	7,939	115,717	11,946	51,023	55,325	85,163	6 decile
138,652	137,806	10,222	139,055	18,258	54,213	84,650	98,630	7 decile
171,570	147,994	12,611	173,210	29,833	39,970	121,607	74,203	8 decile
224,466	162,394	21,010	227,734	61,102	34,829	174,803	70,369	9 decile
398,177	171,663	9,105	297,255	24,363	27,462	370,994	59,955	10 decile
129,268	1,941,420	90,111	181,399	195,145	602,704	72,411	974,653	Gyeongnam
38,265	162,738	480	36,558	707	93,886	9,762	129,789	1 decile
66,679	180,458	1,453	66,947	1,773	70,992	14,586	94,642	2 decile
75,261	175,287	2,988	76,420	3,707	66,483	18,350	101,631	3 decile
86,323	170,770	3,721	86,474	4,780	47,217	19,861	50,263	4 decile
99,337	180,414	5,908	100,258	7,809	63,731	31,460	105,297	5 decile
115,437	198,715	8,476	116,282	12,108	56,646	54,326	97,464	6 decile
138,500	217,677	11,853	139,352	20,134	65,559	84,939	117,813	7 decile
171,359	217,593	16,284	173,325	37,094	50,483	121,582	92,967	8 decile
224,047	221,895	27,535	226,909	77,442	49,026	175,443	100,080	9 decile
418,348	215,873	11,413	296,248	29,591	38,681	365,626	84,707	10 decile
116,735	370,355	24,796	177,719	56,964	140,787	88,633	229,286	Jeju
38,680	42,085	30	46,221	45	16,593	9,684	23,141	1 decile
66,459	46,200	354	62,361	442	16,019	14,578	21,226	2 decile
75,398	44,365	596	76,381	724	15,853	18,527	24,174	3 decile
85,925	43,011	843	86,876	1,189	11,436	19,845	11,986	4 decile
99,066	37,103	1,712	100,060	2,412	12,868	31,370	20,582	5 decile
115,250	35,338	2,716	115,855	4,278	11,522	54,666	19,186	6 decile
138,407	34,475	3,947	139,015	7,441	15,445	85,908	27,462	7 decile
171,158	30,975	4,873	172,478	11,780	13,727	122,177	24,456	8 decile
223,150	27,195	6,934	224,743	20,697	13,712	175,900	27,758	9 decile
462,877	29,608	2,791	297,736	7,956	13,612	375,708	29,315	10 decile

Note : 1) As of the end of the Year 2) Based on the resident place

3) While C.E. is based on estimated contribution S.E. is based on imposed contribution

4) Excluding contributions of the insured recently retired from the company and contributions imposed on the monthly incomes

제 3 표  
Table 3

시도별  
Beneficiaries

구 분		의료보장 적용인구 Population Medical Security	근로자 C.E.					공 · 교 G. & T.	
			사업장수 Establishments	적용인구 Population under	가입자 Insured	피부양자 Dependents		사업장수 Establishments	적용인구 Population under
계		52,970,096	2,037,559	32,768,677	18,146,755	14,621,922	15,010	3,595,869	1,686,909
서	울	9,726,643	480,463	6,181,773	3,666,657	2,515,116	2,270	514,565	255,974
부	산	3,352,406	124,613	2,034,262	1,085,739	948,523	1,059	211,367	94,268
대	구	2,414,027	87,902	1,457,479	764,848	692,631	814	187,427	81,654
인	천	3,100,888	102,049	1,952,512	1,107,290	845,222	870	163,964	80,749
광	주	1,450,225	59,425	871,868	471,049	400,819	542	127,659	55,212
대	전	1,471,532	54,902	900,028	498,845	401,183	573	125,787	58,738
울	산	1,131,098	33,602	776,957	405,487	371,470	390	56,977	28,450
세	종	394,481	10,664	235,232	125,777	109,455	59	79,799	41,448
경	기	14,198,708	542,761	9,290,912	5,272,707	4,018,205	3,915	771,638	384,917
강	원	1,553,457	55,549	811,143	441,879	369,264	422	199,878	94,001
충	북	1,652,226	58,700	1,006,961	556,562	450,399	457	127,576	58,949
충	남	2,233,068	74,051	1,353,038	724,190	628,848	425	155,617	71,676
전	북	1,793,348	61,473	993,761	507,560	486,201	977	173,081	74,584
전	남	1,848,641	61,344	1,011,879	506,227	505,652	417	170,331	74,394
경	북	2,617,518	86,983	1,510,215	751,413	758,802	644	207,854	89,318
경	남	3,336,999	112,499	2,000,519	1,047,099	953,420	1,093	259,565	115,012
제	주	694,831	30,579	380,138	213,426	166,712	83	62,784	27,565

주 : 1) 연도말 기준  
 2) 주민등록 실거주지 기준  
 3) 군위군의 대구 편입(2023.7.1.)에 따라 군위군 적용인구는 대구에 모두 포함하였으며, 작성 기준에 따라 다른 통계자료집과 수치가 상이할 수 있음



# 적용인구 현황

## by Province

(단위 : 개소, 명, 세대)  
Unit : Each, Person, Households

피부양자 Dependents	지역 S.E.		의료급여 1종 Medical Aid Class 1			의료급여 2종 Medical Aid Class 2			Division
	가입자 Insured	세대수 Households	적용인구 Population under	세대주 Insured	부양가족 Dependents	적용인구 Population under	세대주 Insured	부양가족 Dependents	
1,908,960	15,088,509	9,584,349	1,169,131	1,017,868	151,263	347,910	191,364	156,546	T
258,591	2,771,765	1,814,620	191,769	168,445	23,324	66,771	40,547	26,224	Seoul
117,099	961,052	606,548	108,577	95,752	12,825	37,148	21,140	16,008	Busan
105,773	671,044	414,812	74,130	64,675	9,455	23,947	12,639	11,308	Deagu
83,215	882,539	552,625	74,914	64,022	10,892	26,959	14,749	12,210	Incheon
72,447	389,803	250,494	41,544	33,817	7,727	19,351	9,898	9,453	Gwangju
67,049	396,405	255,800	35,358	30,850	4,508	13,954	7,596	6,358	Daejeon
28,527	274,079	173,481	18,246	16,163	2,083	4,839	2,753	2,086	Ulsan
38,351	75,111	46,278	3,413	2,947	466	926	513	413	Sejong
386,721	3,877,855	2,406,315	208,907	181,957	26,950	49,396	27,580	21,816	Gyeonggi
105,877	489,005	315,659	43,180	37,767	5,413	10,251	5,579	4,672	Gangwon
68,627	470,125	303,575	38,651	33,678	4,973	8,913	4,756	4,157	Chungbuk
83,941	667,766	429,155	46,963	40,948	6,015	9,684	5,126	4,558	Chungnam
98,497	546,846	354,123	59,218	51,086	8,132	20,442	9,853	10,589	Jeonbuk
95,937	600,933	389,039	54,061	45,918	8,143	11,437	5,483	5,954	Jeonnam
118,536	806,161	514,959	75,430	66,306	9,124	17,858	9,398	8,460	Gyeongbuk
144,553	976,743	612,692	80,103	70,540	9,563	20,069	10,649	9,420	Gyeongnam
35,219	231,277	144,174	14,667	12,997	1,670	5,965	3,105	2,860	Jeju

Note : 1) As of the end of the Year  
 2) Based on the resident place  
 3) Gunwi-gun population is all included in Daegu with Gunwi-gun's incorporation into Daegu (July 1, 2023).  
 The figures may differ from other statistical data sets depending on the compilation criteria.

제 4 표  
Table 4

시도별 연령별 성별 의료보장  
Health Insurance & Medical Aid

구 분		계	0-4세	5-9세	10-14세	15-19세	20-24세	25-29세	30-34세	35-39세
계		52,970,096	1,360,182	2,025,280	2,349,324	2,349,603	2,951,273	3,604,445	3,606,015	3,366,106
서 울		9,726,643	217,427	305,141	358,021	384,336	593,777	836,824	810,131	681,604
부 산		3,352,406	75,893	119,487	134,199	130,892	181,566	212,437	210,940	194,001
대 구		2,414,027	58,102	93,219	106,623	108,567	138,813	153,736	150,960	138,159
인 천		3,100,888	85,643	122,551	139,460	136,668	166,517	213,114	227,394	211,482
광 주		1,450,225	39,478	61,440	73,492	75,339	95,814	104,627	93,311	86,976
대 전		1,471,532	40,130	57,301	67,497	71,731	97,265	111,777	102,496	90,778
울 산		1,131,098	30,515	49,371	56,495	53,711	56,889	70,793	73,430	71,364
세 종		394,481	17,321	26,406	27,965	22,975	18,435	21,121	28,336	32,884
경 기		14,198,708	412,187	598,857	676,657	658,586	789,629	987,096	1,031,404	989,784
강 원		1,553,457	38,725	52,487	63,447	66,370	82,968	87,910	84,279	79,891
충 북		1,652,226	42,455	62,742	73,291	73,067	88,824	107,521	104,532	98,355
충 남		2,233,068	58,979	88,679	103,836	101,972	117,153	132,658	137,629	139,884
전 북		1,793,348	39,297	63,843	80,871	84,653	100,775	103,154	92,806	89,783
전 남		1,848,641	43,960	64,307	79,815	80,072	91,916	99,772	91,994	90,484
경 북		2,617,518	60,433	93,218	109,499	109,840	129,298	138,241	137,913	138,229
경 남		3,336,999	79,684	134,397	161,409	156,579	164,662	181,711	186,409	190,760
제 주		694,831	19,953	31,834	36,747	34,245	36,972	41,953	42,051	41,688

주 : 1) 연도말 기준  
2) 주민등록 실거주지 기준  
3) 군위군의 대구 편입(2023.7.1.)에 따라 군위군 적용인구는 대구에 모두 포함하였으며, 작성 기준에 따라 다른 통계자료집과 수치가 상이할 수 있음

# 적용인구 현황 (계)

## by District, age (Total)

(단위 : 명)  
Unit : Person

40-44세	45-49세	50-54세	55-59세	60-64세	65-69세	70-74세	75-79세	80세 이상 and over	Division
4,190,168	3,984,776	4,642,522	4,330,976	4,350,616	3,493,492	2,298,028	1,707,483	2,359,807	T
764,325	706,240	824,793	735,238	740,137	631,757	426,064	323,267	387,561	Seoul
256,106	237,292	279,711	270,499	299,773	267,918	187,802	133,858	160,032	Busan
181,668	180,721	217,852	209,499	207,746	162,724	115,647	80,413	109,578	Daegu
259,699	238,354	273,278	260,197	260,599	195,037	115,930	84,676	110,289	Incheon
116,586	115,134	129,506	116,100	107,095	80,605	56,134	43,379	55,209	Gwangju
112,195	111,851	130,867	116,769	114,342	90,938	58,018	41,624	55,953	Daejeon
94,606	87,973	104,363	105,399	98,892	73,292	44,549	27,459	31,997	Ulsan
42,617	36,078	32,128	23,707	21,502	16,640	10,015	6,568	9,783	Sejong
1,217,927	1,132,927	1,286,690	1,153,119	1,092,394	818,368	493,983	368,583	490,517	Gyeonggi
104,385	107,910	133,137	133,665	149,859	128,864	78,192	64,180	97,188	Gangwon
120,665	118,454	140,740	140,657	144,901	119,579	74,525	55,046	86,872	Chungbuk
174,749	165,262	187,615	177,857	185,425	150,211	103,041	77,851	130,267	Chungnam
120,441	129,248	155,217	150,958	157,421	131,027	95,963	76,297	121,594	Jeonbuk
121,720	124,895	154,831	161,373	170,425	139,004	104,200	86,273	143,600	Jeonnam
182,771	182,614	222,989	229,660	249,030	206,534	149,801	104,016	173,432	Gyeongbuk
262,020	254,963	304,601	289,368	297,310	239,230	158,104	111,935	163,857	Gyeongnam
57,688	54,860	64,204	56,911	53,765	41,764	26,060	22,058	32,078	Jeju

Note : 1) As of the end of the Year  
 2) Based on the resident place  
 3) Gunwi-gun population is all included in Daegu with Gunwi-gun's incorporation into Daegu (July 1, 2023).  
 The figures may differ from other statistical data sets depending on the compilation criteria.

제 4 표  
Table 4

시도별 연령별 성별 의료보장  
Health Insurance & Medical Aid

구 분		계	0-4세	5-9세	10-14세	15-19세	20-24세	25-29세	30-34세	35-39세
계		26,478,201	696,702	1,037,922	1,206,406	1,209,920	1,533,304	1,909,247	1,919,752	1,750,643
서 울		4,697,969	111,910	156,186	183,869	195,233	271,746	395,290	404,735	340,476
부 산		1,638,525	38,910	61,276	68,886	67,025	92,911	109,887	110,539	99,887
대 구		1,187,872	29,925	47,672	54,713	56,273	73,005	81,390	81,504	73,112
인 천		1,554,710	43,951	62,738	71,576	70,024	86,301	111,799	120,243	110,713
광 주		717,502	20,069	31,555	37,874	38,929	50,108	55,004	49,007	44,293
대 전		733,999	20,634	29,483	34,759	37,082	49,644	59,262	54,706	47,426
울 산		584,698	15,497	25,513	29,273	28,219	32,404	40,987	41,521	38,552
세 종		197,064	8,719	13,494	14,249	11,443	9,597	10,608	14,058	16,389
경 기		7,184,016	210,885	306,342	346,068	336,934	413,795	533,973	554,651	517,470
강 원		782,325	19,782	26,855	32,657	34,686	46,079	49,737	45,995	41,930
충 북		846,417	21,818	32,034	37,627	38,142	49,140	61,717	60,006	53,118
충 남		1,151,444	30,290	45,386	53,582	52,894	63,941	77,007	77,909	76,224
전 북		894,723	19,889	32,810	41,547	43,975	54,443	56,796	49,899	46,311
전 남		937,587	22,310	32,990	40,827	41,497	52,176	57,674	50,807	47,892
경 북		1,327,563	31,015	47,913	56,853	57,917	73,972	80,818	78,014	74,352
경 남		1,692,499	40,896	69,291	83,181	81,787	93,830	104,666	104,140	101,499
제 주		349,288	10,202	16,384	18,865	17,860	20,212	22,632	22,018	20,999

주 : 1) 연도말 기준

2) 주민등록 실거주지 기준

3) 군위군의 대구 편입(2023.7.1.)에 따라 군위군 적용인구는 대구에 모두 포함하였으며, 작성 기준에 따라 다른 통계자료집과 수치가 상이할 수 있음

# 적용인구 현황 (남자)

## by District, age (Male)

(단위 : 명)  
Unit : Person

40-44세	45-49세	50-54세	55-59세	60-64세	65-69세	70-74세	75-79세	80세 이상 and over	Division
2,142,595	2,031,608	2,354,450	2,174,820	2,157,547	1,698,777	1,077,054	758,064	819,390	T
380,704	351,107	408,903	359,547	354,387	295,048	195,549	143,644	149,635	Seoul
129,873	120,144	138,579	130,481	141,435	126,075	85,777	59,280	57,560	Busan
90,270	89,771	106,522	102,152	99,949	77,219	52,140	34,286	37,969	Daegu
134,482	122,540	137,396	128,170	129,527	94,860	55,099	37,757	37,534	Incheon
58,294	57,289	64,319	57,268	51,777	38,055	25,280	18,806	19,575	Gwangju
56,455	55,679	65,617	58,032	55,730	43,695	27,277	18,584	19,934	Daejeon
49,180	45,357	52,020	53,646	50,511	36,467	21,831	12,810	10,910	Ulsan
20,842	18,263	17,031	12,248	10,796	8,227	4,832	2,989	3,279	Sejong
626,902	578,929	652,217	580,410	549,557	402,787	233,299	164,279	175,518	Gyeonggi
53,086	55,183	69,193	68,443	74,946	64,676	37,081	28,594	33,402	Gangwon
63,173	61,432	72,850	72,028	73,802	59,842	35,921	24,657	29,110	Chungbuk
93,515	88,221	100,401	93,372	95,048	74,726	49,410	35,471	44,047	Chungnam
61,631	66,320	80,824	77,932	79,093	64,532	45,226	33,788	39,707	Jeonbuk
64,346	66,708	83,225	86,658	88,278	70,320	49,975	37,583	44,321	Jeonnam
95,422	95,116	116,040	118,174	126,075	103,019	71,111	46,214	55,538	Gyeongbuk
135,621	131,184	156,198	146,755	149,508	118,609	75,078	49,381	50,875	Gyeongnam
28,799	28,365	33,115	29,504	27,128	20,620	12,168	9,941	10,476	Jeju

Note : 1) As of the end of the Year  
 2) Based on the resident place  
 3) Gunwi-gun population is all included in Daegu with Gunwi-gun's incorporation into Daegu (July 1, 2023).  
 The figures may differ from other statistical data sets depending on the compilation criteria.

제 4 표  
Table 4

시도별 연령별 성별 의료보장  
Health Insurance & Medical Aid

구 분		계	0-4세	5-9세	10-14세	15-19세	20-24세	25-29세	30-34세	35-39세
계		26,491,895	663,480	987,358	1,142,918	1,139,683	1,417,969	1,695,198	1,686,263	1,615,463
서 울		5,028,674	105,517	148,955	174,152	189,103	322,031	441,534	405,396	341,128
부 산		1,713,881	36,983	58,211	65,313	63,867	88,655	102,550	100,401	94,114
대 구		1,226,155	28,177	45,547	51,910	52,294	65,808	72,346	69,456	65,047
인 천		1,546,178	41,692	59,813	67,884	66,644	80,216	101,315	107,151	100,769
광 주		732,723	19,409	29,885	35,618	36,410	45,706	49,623	44,304	42,683
대 전		737,533	19,496	27,818	32,738	34,649	47,621	52,515	47,790	43,352
울 산		546,400	15,018	23,858	27,222	25,492	24,485	29,806	31,909	32,812
세 종		197,417	8,602	12,912	13,716	11,532	8,838	10,513	14,278	16,495
경 기		7,014,692	201,302	292,515	330,589	321,652	375,834	453,123	476,753	472,314
강 원		771,132	18,943	25,632	30,790	31,684	36,889	38,173	38,284	37,961
충 북		805,809	20,637	30,708	35,664	34,925	39,684	45,804	44,526	45,237
충 남		1,081,624	28,689	43,293	50,254	49,078	53,212	55,651	59,720	63,660
전 북		898,625	19,408	31,033	39,324	40,678	46,332	46,358	42,907	43,472
전 남		911,054	21,650	31,317	38,988	38,575	39,740	42,098	41,187	42,592
경 북		1,289,955	29,418	45,305	52,646	51,923	55,326	57,423	59,899	63,877
경 남		1,644,500	38,788	65,106	78,228	74,792	70,832	77,045	82,269	89,261
제 주		345,543	9,751	15,450	17,882	16,385	16,760	19,321	20,033	20,689

주 : 1) 연도말 기준  
2) 주민등록 실거주지 기준  
3) 군위군의 대구 편입(2023.7.1.)에 따라 군위군 적용인구는 대구에 모두 포함하였으며, 작성 기준에 따라 다른 통계자료집과 수치가 상이할 수 있음

# 적용인구 현황 (여자)

## by District, age (Female)

(단위 : 명)  
Unit : Person

40-44세	45-49세	50-54세	55-59세	60-64세	65-69세	70-74세	75-79세	80세 이상 and over	Division
2,047,573	1,953,168	2,288,072	2,156,156	2,193,069	1,794,715	1,220,974	949,419	1,540,417	T
383,621	355,133	415,890	375,691	385,750	336,709	230,515	179,623	237,926	Seoul
126,233	117,148	141,132	140,018	158,338	141,843	102,025	74,578	102,472	Busan
91,398	90,950	111,330	107,347	107,797	85,505	63,507	46,127	71,609	Daegu
125,217	115,814	135,882	132,027	131,072	100,177	60,831	46,919	72,755	Incheon
58,292	57,845	65,187	58,832	55,318	42,550	30,854	24,573	35,634	Gwangju
55,740	56,172	65,250	58,737	58,612	47,243	30,741	23,040	36,019	Daejeon
45,426	42,616	52,343	51,753	48,381	36,825	22,718	14,649	21,087	Ulsan
21,775	17,815	15,097	11,459	10,706	8,413	5,183	3,579	6,504	Sejong
591,025	553,998	634,473	572,709	542,837	415,581	260,684	204,304	314,999	Gyeonggi
51,299	52,727	63,944	65,222	74,913	64,188	41,111	35,586	63,786	Gangwon
57,492	57,022	67,890	68,629	71,099	59,737	38,604	30,389	57,762	Chungbuk
81,234	77,041	87,214	84,485	90,377	75,485	53,631	42,380	86,220	Chungnam
58,810	62,928	74,393	73,026	78,328	66,495	50,737	42,509	81,887	Jeonbuk
57,374	58,187	71,606	74,715	82,147	68,684	54,225	48,690	99,279	Jeonnam
87,349	87,498	106,949	111,486	122,955	103,515	78,690	57,802	117,894	Gyeongbuk
126,399	123,779	148,403	142,613	147,802	120,621	83,026	62,554	112,982	Gyeongnam
28,889	26,495	31,089	27,407	26,637	21,144	13,892	12,117	21,602	Jeju

Note : 1) As of the end of the Year  
 2) Based on the resident place  
 3) Gunwi-gun population is all included in Daegu with Gunwi-gun's incorporation into Daegu (July 1, 2023).  
 The figures may differ from other statistical data sets depending on the compilation criteria.

제 5 표  
Table 5

시도별  
Medical Care Institutions

구 분	계 Total	상급종합병원 Tertiary hospital	종합병원 General hospital	병 원 Hospital	요양병원 Healthcare institute	정신병원 Psychiatric hospital	의 원 Clinic	치과병원 Dental hospital	치과의원 Dental clinic
계	101,762	45	331	1,403	1,392	257	35,717	239	19,032
서울	24,364	14	42	230	110	12	9,715	60	4,879
부산	7,209	3	26	142	162	23	2,597	25	1,335
대구	5,461	5	14	91	71	16	1,980	13	937
인천	4,971	3	18	57	62	18	1,772	11	991
광주	3,023	2	22	77	63	9	1,050	14	641
대전	3,086	1	9	46	47	7	1,111	7	552
울산	1,865	1	8	34	38	6	637	4	389
세종	619	-	2	3	4	1	229	1	99
경기	23,007	5	66	286	302	50	8,086	43	4,698
강원	2,657	2	14	36	31	9	796	3	430
충북	2,923	1	12	35	38	12	936	4	474
충남	3,791	2	11	46	68	17	1,112	11	606
전북	3,911	2	12	60	79	10	1,215	3	604
전남	3,476	1	25	73	80	10	970	6	513
경북	4,472	-	21	52	107	26	1,299	11	696
경남	5,574	3	23	127	119	29	1,715	22	944
제주	1,353	-	6	8	11	2	497	1	244

주 : 1) 연도말 기준

2) 요양기관소재지 기준

※ 자료출처 : 건강보험심사평가원



# 요양기관 현황

## by Province

(단위 : 기관)  
Unit : Each

한방병원 Oriental healthhospital	한의원 Oriental healthclinic	보건소 Health center	보건지소 Health subcenter	보건진료소 Primary health carepost	보건의료원 Hospitalized healthcenter	조산원 Midwifery clinic	약 국 Pharmacy	Division
559	14,592	246	1,313	1,899	15	15	24,707	T
85	3,628	25	10	-	-	3	5,551	Seoul
27	1,140	16	11	5	-	1	1,696	Busan
18	898	9	15	18	-	-	1,376	Daegu
48	682	10	27	25	-	1	1,246	Incheon
88	316	5	2	10	-	-	724	Gwangju
17	498	5	6	8	-	1	771	Daejeon
7	275	5	8	11	-	-	442	Ulsan
4	97	1	10	7	-	-	161	Sejong
139	3,306	48	119	158	1	5	5,695	Gyeonggi
6	379	16	97	129	2	-	707	Gangwon
11	407	14	94	159	-	1	725	Chungbuk
13	513	14	150	236	2	-	990	Chungnam
35	502	11	148	240	4	-	986	Jeonbuk
28	356	19	216	327	3	-	849	Jeonnam
8	618	22	216	298	2	1	1,095	Gyeongbuk
24	781	20	173	220	1	1	1,372	Gyeongnam
1	196	6	11	48	-	1	321	Jeju

Note : 1) As of the end of the Year

2) Location of Medical care institute

※ Source : Health Insurance Review & Assessment Service

제 6 표  
Table 6

시도별  
Medical Personnel

구 분	계 Total	의 사 Medical physicians					치 과 의 사 Dentist	소계 Subtotal
		소계 Subtotal	일반의 Gen. practitioners	인턴 Interns	레지던트 Residents	전문의 Specialists		
계	540,310	114,699	6,041	3,206	9,812	95,640	28,392	23,106
서울	131,833	33,868	1,506	1,380	4,382	26,600	7,484	5,272
부산	42,662	8,460	377	222	654	7,207	1,844	1,816
대구	31,356	6,335	211	215	615	5,294	1,401	1,270
인천	28,397	5,661	295	177	346	4,843	1,377	1,149
광주	20,270	3,783	151	108	299	3,225	1,067	702
대전	17,936	3,793	180	144	396	3,073	859	767
울산	10,452	1,838	103	29	97	1,609	525	427
세종	2,406	524	32	-	-	492	145	142
경기	115,329	24,515	1,088	447	1,610	21,370	6,632	5,162
강원	13,987	2,776	196	80	258	2,242	749	573
충북	12,846	2,525	192	40	115	2,178	721	650
충남	16,153	3,274	282	64	202	2,726	1,011	847
전북	19,001	3,700	268	103	295	3,034	965	934
전남	18,467	3,137	375	55	90	2,617	803	810
경북	20,788	3,590	326	11	49	3,204	997	1,051
경남	32,106	5,691	385	109	335	4,862	1,493	1,281
제주	6,321	1,229	74	22	69	1,064	319	253

주 : 1) 연도말 기준  
2) 요양기관소재지 기준  
※ 자료출처 : 건강보험심사평가원

# 의료인력 현황

## by Province

(단위 : 명)  
Unit : Person

한 의사 Oriental medical physicians				간호사 Nurse	약사 Pharmacists	한약사 Korean Medicine Pharmacists	물리치료사 physical- therapist	작업치료사 Occupational- therapist	사회복지사 Social welfare	Division
일반의 Gen. practitioners	일반수련의 Interns	전문수련의 Residents	전문의 Specialists							
19,361	266	364	3,115	269,434	41,380	1,342	48,978	8,588	4,391	T
4,238	67	130	837	63,480	9,790	334	9,723	1,272	610	Seoul
1,553	16	31	216	22,455	2,994	64	3,879	755	395	Busan
1,118	10	16	126	16,357	2,222	45	2,799	692	235	Daegu
997	6	-	146	14,194	2,088	73	2,961	604	290	Incheon
525	28	9	140	10,929	1,263	93	1,897	366	170	Gwangju
605	21	28	113	8,919	1,297	59	1,699	393	150	Daejeon
363	10	-	54	5,756	772	22	866	158	88	Ulsan
120	-	-	22	1,091	250	12	228	4	10	Sejong
4,320	42	63	737	54,316	9,827	307	11,422	2,163	985	Gyeonggi
497	4	5	67	7,434	1,066	20	1,088	171	110	Gangwon
534	8	11	97	5,957	1,155	31	1,431	248	128	Chungbuk
710	7	14	116	7,505	1,483	54	1,534	247	198	Chungnam
747	15	26	146	9,470	1,465	76	1,856	332	203	Jeonbuk
695	14	5	96	10,007	1,315	48	1,941	191	215	Jeonnam
967	5	7	72	10,964	1,658	25	1,960	280	263	Gyeongbuk
1,138	12	19	112	17,362	2,219	67	3,078	620	295	Gyeongnam
234	1	-	18	3,238	516	12	616	92	46	Jeju

Note : 1) As of the end of the year  
2) Location of Medical care institute  
※ Source : Health Insurance Review & Assessment Service

제 7 표  
Table 7

시도별 주요  
Major Medical Facilities

구 분		계 Total		일반입원실 Inpatient room								정신과개방 Psychiatric opened	
				소계 Subtotal		상 급 Hospital bed less than 6beds		일 반 General		외국인 Foreigner			
		병실 Ward	병상 Bed	병실 Ward	병상 Bed	병실 Ward	병상 Bed	병실 Ward	병상 Bed	병실 Ward	병상 Bed	병실 Ward	병상 Bed
계		197,025	710,552	177,984	626,514	44,717	60,111	133,251	566,299	16	104	2,728	11,364
서 울		27,556	90,338	25,649	82,322	7,422	9,199	18,213	73,023	14	100	194	713
부 산		19,366	69,827	17,826	63,245	4,653	6,948	13,173	56,297	-	-	202	743
대 구		10,652	40,594	9,533	35,531	2,303	2,877	7,230	32,654	-	-	243	1,053
인 천		9,390	35,717	8,328	30,893	1,689	2,145	6,639	28,748	-	-	136	625
광 주		11,781	39,172	11,122	36,604	2,444	3,462	8,678	33,142	-	-	163	656
대 전		6,232	22,650	5,820	20,739	1,599	2,182	4,221	18,557	-	-	42	189
울 산		4,456	15,776	4,075	14,126	1,336	1,897	2,739	12,229	-	-	72	261
세 종		770	2,145	738	2,008	279	375	458	1,632	1	1	-	-
경 기		38,577	140,056	35,050	124,101	8,883	11,643	26,167	112,458	-	-	347	1,542
강 원		4,709	16,534	4,134	13,935	1,017	1,304	3,117	12,631	-	-	93	384
충 북		5,704	20,904	4,787	16,984	1,279	1,615	3,508	15,369	-	-	106	444
충 남		7,208	27,955	6,359	24,229	1,480	1,955	4,879	22,274	-	-	146	609
전 북		10,445	38,576	9,547	34,657	2,053	2,968	7,494	31,689	-	-	125	491
전 남		11,264	40,464	10,282	35,996	2,310	3,341	7,972	32,655	-	-	177	800
경 북		10,866	42,495	9,066	34,114	1,840	2,625	7,226	31,489	-	-	380	1,601
경 남		16,595	62,215	14,391	52,495	3,770	5,137	10,620	47,355	1	3	291	1,223
제 주		1,454	5,134	1,277	4,535	360	438	917	4,097	-	-	11	30

주 : 1) 연도말 기준  
2) 요양기관소재지 기준  
※ 자료출처 : 건강보험심사평가원

# 시설 현황

## by Province

(단위 : 병실, 병상)  
Unit : Ward, Bed

정신과폐쇄 Psychiatric closed		중환자실 Intensive Care Unit						격리병실 Isolation room		무균치료실 Aseptic room		Division
		소계 Subtotal		성인소아 Adult or pediatric		신생아 Neonatal						
병실 Ward	병상 Bed	병실 Ward	병상 Bed	병실 Ward	병상 Bed	병실 Ward	병상 Bed	병실 Ward	병상 Bed	병실 Ward	병상 Bed	
12,009	54,427	1,095	11,552	938	9,709	157	1,843	2,922	6,238	287	457	T
697	2,954	278	2,786	230	2,202	48	584	593	1,325	145	238	Seoul
1,059	4,564	66	908	55	764	11	144	195	341	18	26	Busan
684	3,041	58	599	39	455	19	144	118	346	16	24	Daegu
680	3,154	51	622	46	547	5	75	178	406	17	17	Incheon
311	1,285	27	405	24	332	3	73	155	219	3	3	Gwangju
265	1,209	43	425	39	343	4	82	53	69	9	19	Daejeon
244	1,094	17	225	16	199	1	26	43	63	5	7	Ulsan
25	93	3	39	2	24	1	15	2	3	2	2	Sejong
2,376	10,880	267	2,406	232	2,048	35	358	497	1,059	40	68	Gyeonggi
335	1,583	53	423	47	376	6	47	91	205	3	4	Gangwon
674	2,883	24	311	22	281	2	30	112	278	1	4	Chungbuk
540	2,431	27	365	25	310	2	55	136	321	-	-	Chungnam
486	2,278	26	398	23	346	3	52	254	738	7	14	Jeonbuk
643	3,066	35	392	32	367	3	25	119	198	8	12	Jeonnam
1,244	6,043	48	490	46	474	2	16	128	247	-	-	Gyeongbuk
1,652	7,560	54	587	46	493	8	94	198	337	9	13	Gyeongnam
94	309	18	171	14	148	4	23	50	83	4	6	Jeju

Note : 1) As of the end of the year  
2) Location of Medical care institute  
※ Source : Health Insurance Review & Assessment Service

제 8 표  
Table 8

시도별  
Major Medical Equipments

구 분	계 Total	자기공명영상기 Magnetic resonance imaging	전산화단층촬영장치 Computed Tomography	유방 촬영용장치 Mammography	양전자 방사 단층촬영 PET
계	52,387	1,999	2,344	3,828	174
서울	12,741	478	476	866	61
부산	4,165	148	179	289	19
대구	3,220	125	151	206	11
인천	2,778	99	117	243	6
광주	1,767	82	84	120	4
대전	1,725	71	73	113	7
울산	961	40	47	74	3
세종	313	6	13	34	1
경기	11,573	446	491	973	31
강원	1,336	46	81	85	4
충북	1,434	55	72	115	2
충남	1,605	54	79	119	3
전북	1,903	69	106	140	8
전남	1,597	76	102	110	3
경북	1,945	62	87	124	2
경남	2,715	131	168	190	7
제주	604	11	18	27	2

주 : 1) 연도말 기준  
2) 요양기관소재지 기준  
※ 자료출처 : 건강보험심사평가원

# 주요 의료장비 현황

## by Province

(단위 : 대)  
Unit : Each

체외충격파쇄석기 Extracorporeal shockwavelithotripsy	초음파 영상진단기 Ultrasonic imaging	혈관조영장치 Angiography apparatus (Single)	혈관조영장치 Angiography apparatus (Bi-plane)	Division
1,000	42,132	599	311	T
195	10,367	221	77	Seoul
75	3,387	43	25	Busan
74	2,599	35	19	Daegu
49	2,219	28	17	Incheon
45	1,408	19	5	Gwangju
28	1,402	19	12	Daejeon
30	747	12	8	Ulsan
6	250	2	1	Sejong
211	9,253	100	68	Gyeonggi
18	1,077	15	10	Gangwon
27	1,141	11	11	Chungbuk
39	1,289	12	10	Chungnam
33	1,518	19	10	Jeonbuk
40	1,251	12	3	Jeonnam
49	1,591	15	15	Gyeongbuk
71	2,109	30	14	Gyeongnam
10	524	6	6	Jeju

Note : 1) As of the end of the year  
2) Location of Medical care institute  
※ Source : Health Insurance Review & Assessment Service

제 9-1 표  
Table 9-1

시도별  
Medical Treatment

구 분 Division			진료실인원수 Patients	입내원일수 Visit	요양급여일수 Reimbursed Days	진료비 Medical Expense	급여비 Benefit
계	계	T	50,295,532	1,180,539,199	12,386,540,932	121,827,666,899	93,881,607,023
	건강보험	H.I	48,820,765	1,087,211,341	11,594,062,365	111,357,364,338	83,726,760,943
	의료급여(1종)	M.A.C 1	1,144,835	83,822,716	709,883,003	9,648,206,167	9,392,269,762
	의료급여(2종)	M.A.C 2	329,932	9,505,142	82,595,564	822,096,393	762,576,318
서울	계	T	9,162,153	206,362,316	2,208,747,943	21,226,017,969	16,240,579,754
	건강보험	H.I	8,913,135	192,672,613	2,070,712,300	19,580,478,579	14,640,529,914
	의료급여(1종)	M.A.C 1	185,097	11,805,311	120,536,009	1,476,014,317	1,441,817,927
	의료급여(2종)	M.A.C 2	63,921	1,884,392	17,499,634	169,525,072	158,231,912
부산	계	T	3,187,061	87,976,825	877,063,008	9,070,270,622	7,076,107,701
	건강보험	H.I	3,046,243	77,752,713	797,614,903	7,986,335,526	6,025,538,802
	의료급여(1종)	M.A.C 1	105,714	9,113,000	69,912,955	990,702,157	964,094,636
	의료급여(2종)	M.A.C 2	35,104	1,111,112	9,535,150	93,232,939	86,474,263
대구	계	T	2,302,304	57,281,821	597,994,085	5,770,732,835	4,496,476,978
	건강보험	H.I	2,206,875	50,792,993	543,479,476	5,069,667,920	3,815,573,697
	의료급여(1종)	M.A.C 1	72,802	5,825,944	48,807,579	647,330,014	630,721,370
	의료급여(2종)	M.A.C 2	22,627	662,884	5,707,030	53,734,900	50,181,911
인천	계	T	2,939,526	66,490,575	698,758,592	6,982,893,423	5,404,441,534
	건강보험	H.I	2,840,606	60,845,201	646,434,318	6,306,873,163	4,748,398,301
	의료급여(1종)	M.A.C 1	75,482	4,922,701	46,122,631	611,491,563	596,277,907
	의료급여(2종)	M.A.C 2	25,438	722,673	6,201,643	64,528,698	59,765,326
광주	계	T	1,381,594	34,113,974	310,336,331	3,527,769,212	2,726,679,503
	건강보험	H.I	1,322,790	30,498,995	282,709,279	3,138,088,762	2,350,323,682
	의료급여(1종)	M.A.C 1	40,551	3,105,677	23,724,299	345,441,746	335,574,716
	의료급여(2종)	M.A.C 2	18,253	509,302	3,902,753	44,238,704	40,781,105
대전	계	T	1,403,774	33,471,895	345,957,115	3,255,929,463	2,523,351,768
	건강보험	H.I	1,355,530	30,578,922	319,771,537	2,945,507,000	2,221,785,256
	의료급여(1종)	M.A.C 1	34,827	2,513,617	22,938,279	280,775,952	273,921,630
	의료급여(2종)	M.A.C 2	13,417	379,356	3,247,299	29,646,510	27,644,882
울산	계	T	1,080,008	24,751,191	242,153,203	2,479,023,567	1,901,431,665
	건강보험	H.I	1,057,389	23,160,387	230,175,685	2,304,711,746	1,732,739,858
	의료급여(1종)	M.A.C 1	18,066	1,453,760	10,820,028	162,539,886	157,947,547
	의료급여(2종)	M.A.C 2	4,553	137,044	1,157,490	11,771,936	10,744,260
세종	계	T	379,419	8,047,124	75,431,638	731,417,875	554,487,644
	건강보험	H.I	375,171	7,777,461	73,254,864	702,549,909	526,513,072
	의료급여(1종)	M.A.C 1	3,347	240,428	1,929,503	26,295,881	25,602,361
	의료급여(2종)	M.A.C 2	901	29,235	247,271	2,572,085	2,372,211
경기	계	T	13,455,871	285,502,619	3,074,217,912	29,289,773,984	22,357,667,243
	건강보험	H.I	13,202,761	270,792,218	2,937,162,146	27,489,978,989	20,610,803,217
	의료급여(1종)	M.A.C 1	205,821	13,393,902	125,253,258	1,680,147,222	1,636,007,902
	의료급여(2종)	M.A.C 2	47,289	1,316,499	11,802,508	119,647,772	110,856,123
강원	계	T	1,475,707	32,409,771	401,481,746	3,637,982,586	2,815,468,693
	건강보험	H.I	1,423,526	29,692,509	373,726,298	3,314,306,850	2,501,486,576
	의료급여(1종)	M.A.C 1	42,480	2,478,716	25,318,222	302,055,893	293,979,891
	의료급여(2종)	M.A.C 2	9,701	238,546	2,437,226	21,619,843	20,002,226
충북	계	T	1,575,804	36,752,293	402,596,044	3,800,304,974	2,936,011,579
	건강보험	H.I	1,529,471	33,954,693	378,403,691	3,492,915,724	2,637,918,211
	의료급여(1종)	M.A.C 1	37,861	2,562,863	22,126,992	287,470,356	279,609,684
	의료급여(2종)	M.A.C 2	8,472	234,737	2,065,361	19,918,894	18,483,684
충남	계	T	2,124,307	49,687,965	550,898,892	5,216,343,904	4,013,969,722
	건강보험	H.I	2,068,879	46,064,692	521,672,175	4,822,905,316	3,632,613,235
	의료급여(1종)	M.A.C 1	46,055	3,366,131	27,002,744	371,127,239	360,683,778
	의료급여(2종)	M.A.C 2	9,373	257,142	2,223,973	22,311,349	20,672,708
전북	계	T	1,720,244	49,184,975	486,847,326	5,006,248,620	3,910,334,637
	건강보험	H.I	1,642,789	43,873,773	446,379,410	4,449,328,950	3,370,464,273
	의료급여(1종)	M.A.C 1	58,241	4,765,817	35,953,635	512,533,627	498,687,293
	의료급여(2종)	M.A.C 2	19,214	545,385	4,514,281	44,386,043	41,183,070
전남	계	T	1,773,279	51,230,015	496,990,555	5,437,254,485	4,220,992,293
	건강보험	H.I	1,709,379	46,487,440	464,005,986	4,935,375,706	3,735,073,565
	의료급여(1종)	M.A.C 1	53,121	4,401,367	30,410,295	472,054,206	458,552,170
	의료급여(2종)	M.A.C 2	10,779	341,208	2,574,274	29,824,573	27,366,558
경북	계	T	2,495,755	62,136,265	682,539,022	6,676,079,309	5,187,775,755
	건강보험	H.I	2,405,174	55,723,020	634,721,420	5,995,841,491	4,528,979,088
	의료급여(1종)	M.A.C 1	73,880	5,968,890	43,909,743	643,128,709	624,446,159
	의료급여(2종)	M.A.C 2	16,701	444,355	3,907,859	37,109,109	34,350,509
경남	계	T	3,180,233	79,721,499	778,378,788	8,273,243,048	6,396,759,396
	건강보험	H.I	3,082,443	72,160,824	727,458,501	7,488,242,410	5,637,653,186
	의료급여(1종)	M.A.C 1	79,133	7,013,391	46,561,455	738,486,369	716,280,970
	의료급여(2종)	M.A.C 2	18,657	547,284	4,358,832	46,514,269	42,825,240
제주	계	T	658,493	15,418,076	156,148,732	1,446,381,024	1,119,071,158
	건강보험	H.I	638,604	14,382,887	146,380,376	1,334,256,299	1,010,367,008
	의료급여(1종)	M.A.C 1	14,357	891,201	8,555,376	100,611,029	98,063,820
	의료급여(2종)	M.A.C 2	5,532	143,988	1,212,980	11,513,695	10,640,329

주 : 1) 진료일 기준(의료이용은 약국제외, 요양급여일수, 진료비와 급여비는 약국포함)이며, 의료급여 포함  
2) 연도말 주민등록 주소지 기준



# 진료실적 현황

## Activities by Province

(단위 : 명, 일, 천원, 원)

Unit : Person, Day, 1,000Won, WON

진료실인원수당		Per Patient		입내원1일당		Per Visit		요양급여1일당		Per reimbursed day	
진 료 비 Medical Expense	급 여 비 Benefit	입내원일수 Visit	요양급여일수 Reimbursed Days	진 료 비 Medical Expense	급 여 비 Benefit	진 료 비 Medical Expense	급 여 비 Benefit	진 료 비 Medical Expense	급 여 비 Benefit	진 료 비 Medical Expense	급 여 비 Benefit
2,422,236	1,866,599	23.47	246.28	103,197	79,524			9,835	7,579		
2,280,943	1,714,983	22.27	237.48	102,425	77,011			9,605	7,222		
8,427,595	8,204,038	73.22	620.07	115,103	112,049	13,591	13,231				
2,491,715	2,311,314	28.81	250.34	86,490	80,228			9,953	9,233		
2,316,706	1,772,572	22.52	241.07	102,858	78,699			9,610	7,353		
2,196,812	1,642,579	21.62	232.32	101,626	75,987			9,456	7,070		
7,974,275	7,789,526	63.78	651.20	125,030	122,133	12,245	11,962				
2,652,103	2,475,429	29.48	273.77	89,963	83,970			9,687	9,042		
2,845,967	2,220,261	27.60	275.19	103,098	80,431	10,342	8,068				
2,621,700	1,978,023	25.52	261.84	102,715	77,496	10,013	7,554				
9,371,532	9,119,839	86.20	661.34	108,713	105,793	14,171	13,790				
2,655,906	2,463,373	31.65	271.63	83,910	77,827	9,778	9,069				
2,506,503	1,953,034	24.88	259.74	100,743	78,497	9,650	7,519				
2,297,216	1,728,949	23.02	246.27	99,810	75,120	9,328	7,021				
8,891,652	8,663,517	80.02	670.42	111,112	108,261	13,263	12,923				
2,374,813	2,217,789	29.30	252.22	81,062	75,702	9,416	8,793				
2,375,517	1,838,542	22.62	237.71	105,021	81,281	9,993	7,734				
2,220,256	1,671,615	21.42	227.57	103,654	78,041	9,756	7,346				
8,321,651	8,114,612	66.99	627.67	124,219	121,128	13,258	12,928				
2,536,705	2,349,451	28.41	243.79	89,292	82,700	10,405	9,637				
2,553,405	1,973,575	24.69	224.62	103,411	79,929	11,368	8,786				
2,372,326	1,776,793	23.06	213.72	102,892	77,062	11,100	8,314				
8,518,699	8,275,375	76.59	585.05	111,229	108,052	14,561	14,145				
2,423,640	2,234,214	27.90	213.81	86,861	80,073	11,335	10,449				
2,319,411	1,797,548	23.84	246.45	97,274	75,387	9,411	7,294				
2,172,956	1,639,053	22.56	235.90	96,325	72,657	9,211	6,948				
8,062,019	7,865,209	72.17	658.63	111,702	108,975	12,240	11,942				
2,209,623	2,060,437	28.27	242.03	78,150	72,873	9,130	8,513				
2,295,375	1,760,572	22.92	224.21	100,158	76,822	10,237	7,852				
2,179,625	1,638,697	21.90	217.68	99,511	74,815	10,013	7,528				
8,997,005	8,742,807	80.47	598.92	111,807	108,648	15,022	14,598				
2,585,534	2,359,820	30.10	254.23	85,899	78,400	10,170	9,282				
1,927,731	1,461,412	21.21	198.81	90,892	68,905	9,696	7,351				
1,872,613	1,403,395	20.73	195.26	90,332	67,697	9,590	7,187				
7,856,552	7,649,346	71.83	576.49	109,371	106,487	13,628	13,269				
2,854,700	2,632,865	32.45	274.44	87,980	81,143	10,402	9,594				
2,176,728	1,661,555	21.22	228.47	102,590	78,310	9,528	7,273				
2,082,139	1,561,098	20.51	222.47	101,517	76,113	9,359	7,017				
8,163,148	7,948,693	65.08	608.55	125,441	122,146	13,414	13,062				
2,530,140	2,344,226	27.84	249.58	90,883	84,205	10,137	9,393				
2,465,247	1,907,878	21.96	272.06	112,250	86,871	9,061	7,013				
2,328,238	1,757,247	20.86	262.54	111,621	84,246	8,868	6,693				
7,110,544	6,920,431	58.35	596.00	121,860	118,602	11,930	11,611				
2,228,620	2,061,873	24.59	251.23	90,632	83,851	8,871	8,207				
2,411,661	1,863,183	23.32	255.49	103,403	79,886	9,439	7,293				
2,283,741	1,724,726	22.20	247.41	102,870	77,689	9,231	6,971				
7,592,783	7,385,164	67.69	584.43	112,168	109,101	12,992	12,637				
2,351,144	2,181,738	27.71	243.79	84,856	78,742	9,644	8,949				
2,455,551	1,889,543	23.39	259.33	104,982	80,784	9,469	7,286				
2,331,168	1,755,836	22.27	252.15	104,699	78,859	9,245	6,963				
8,058,348	7,831,588	73.09	586.32	110,253	107,151	13,744	13,357				
2,380,385	2,205,559	27.43	237.27	86,767	80,394	10,032	9,295				
2,910,197	2,273,128	28.59	283.01	101,784	79,503	10,283	8,032				
2,708,400	2,051,672	26.71	271.72	101,412	76,822	9,968	7,551				
8,800,220	8,562,478	81.83	617.33	107,544	104,638	14,255	13,870				
2,310,089	2,143,389	28.38	234.95	81,385	75,512	9,832	9,123				
3,066,215	2,380,332	28.89	280.27	106,134	82,393	10,940	8,493				
2,887,233	2,185,047	27.20	271.45	106,166	80,346	10,636	8,050				
8,886,395	8,632,220	82.86	572.47	107,252	104,184	15,523	15,079				
2,766,915	2,538,877	31.65	238.82	87,409	80,205	11,586	10,631				
2,674,974	2,078,640	24.90	273.48	107,443	83,490	9,781	7,601				
2,492,893	1,883,015	23.17	263.90	107,601	81,277	9,446	7,135				
8,705,045	8,452,168	80.79	594.34	107,747	104,617	14,647	14,221				
2,221,969	2,056,794	26.61	233.99	83,512	77,304	9,496	8,790				
2,601,458	2,011,412	25.07	244.76	103,777	80,239	10,629	8,218				
2,429,321	1,828,956	23.41	236.00	103,772	78,126	10,294	7,750				
9,332,218	9,051,609	88.63	588.39	105,297	102,130	15,860	15,384				
2,493,127	2,295,398	29.33	233.63	84,991	78,250	10,671	9,825				
2,196,502	1,699,443	23.41	237.13	93,811	72,582	9,263	7,167				
2,089,333	1,582,150	22.52	229.22	92,767	70,248	9,115	6,902				
7,007,803	6,830,384	62.07	595.90	112,894	110,036	11,760	11,462				
2,081,290	1,923,414	26.03	219.27	79,963	73,897	9,492	8,772				

Note : 1) Based on the Treatments(excluding pharmacy from Medical Service Use, including pharmacy in Treatment Days/Medical Expense /Benefit Amount) including Medical aid

2) Based on the resident place

제 9-2 표  
Table 9-2

시도별  
Medical Treatment

구 분 Division		진료실인원수 Patients	입내원일수 Visit	요양급여일수 Reimbursed Days	진료비 Medical Expense	급여비 Benefit
서울 Seoul	소계 Subtotal	8,869,972	185,634,564	2,035,929,774	19,075,362,831	14,574,520,484
	입원 Inpatients	1,048,831	14,445,562	26,824,703	5,676,315,052	4,750,670,435
	외래 Outpatients	8,848,053	171,189,002	2,009,105,071	13,399,047,779	9,823,850,050
부산 Busan	소계 Subtotal	3,102,524	81,902,473	821,652,408	8,127,317,488	6,314,504,463
	입원 Inpatients	512,762	14,572,191	19,842,085	3,141,489,582	2,597,898,738
	외래 Outpatients	3,078,196	67,330,282	801,810,323	4,985,827,906	3,716,605,724
대구 Daegu	소계 Subtotal	2,248,022	53,387,823	564,273,614	5,256,686,924	4,082,370,792
	입원 Inpatients	307,339	6,950,067	10,073,580	1,750,495,902	1,462,160,864
	외래 Outpatients	2,237,654	46,437,756	554,200,034	3,506,191,023	2,620,209,928
인천 Incheon	소계 Subtotal	2,779,248	56,577,181	583,445,133	5,467,159,364	4,210,223,916
	입원 Inpatients	356,852	6,162,991	9,493,384	1,826,322,714	1,526,601,069
	외래 Outpatients	2,769,488	50,414,190	573,951,749	3,640,836,650	2,683,622,847
광주 Gwangju	소계 Subtotal	1,346,374	31,039,677	282,880,376	2,984,336,045	2,274,529,252
	입원 Inpatients	260,983	6,366,717	9,045,950	1,186,191,613	956,189,900
	외래 Outpatients	1,338,203	24,672,960	273,834,426	1,798,144,432	1,318,339,352
대전 Daejeon	소계 Subtotal	1,359,966	30,711,965	318,622,338	2,825,408,992	2,176,769,234
	입원 Inpatients	185,209	3,382,405	4,980,790	903,673,114	751,210,724
	외래 Outpatients	1,354,792	27,329,560	313,641,548	1,921,735,878	1,425,558,510
울산 Ulsan	소계 Subtotal	1,044,763	22,404,585	218,210,526	2,079,487,065	1,581,606,393
	입원 Inpatients	159,855	3,081,137	4,525,856	760,976,823	627,735,319
	외래 Outpatients	1,039,546	19,323,448	213,684,670	1,318,510,242	953,871,074
세종 Sejong	소계 Subtotal	345,577	5,745,007	49,064,773	400,000,764	298,327,038
	입원 Inpatients	28,655	231,126	394,828	67,676,701	55,871,989
	외래 Outpatients	344,793	5,513,881	48,669,945	332,324,063	242,455,049
경기 Gyeonggi	소계 Subtotal	12,870,957	242,951,395	2,526,028,715	22,406,511,484	17,008,504,966
	입원 Inpatients	1,474,381	22,982,298	36,444,250	6,682,554,206	5,541,537,759
	외래 Outpatients	12,831,234	219,969,097	2,489,584,465	15,723,957,279	11,466,967,207
강원 Gangwon	소계 Subtotal	1,393,726	27,487,499	341,431,824	2,720,276,128	2,087,088,987
	입원 Inpatients	174,947	2,882,204	4,890,944	851,429,182	711,049,394
	외래 Outpatients	1,389,474	24,605,295	336,540,880	1,868,846,947	1,376,039,593
충북 Chungbuk	소계 Subtotal	1,497,023	31,370,985	332,514,220	2,740,201,734	2,091,044,356
	입원 Inpatients	186,814	3,304,961	4,780,715	805,375,750	662,645,716
	외래 Outpatients	1,491,459	28,066,024	327,733,505	1,934,825,984	1,428,398,640
충남 Chungnam	소계 Subtotal	1,992,174	40,571,205	427,312,086	3,459,738,354	2,634,109,340
	입원 Inpatients	237,605	4,792,435	6,664,649	1,041,966,325	859,425,747
	외래 Outpatients	1,983,076	35,778,770	420,647,437	2,417,772,029	1,774,683,594
전북 Jeonbuk	소계 Subtotal	1,656,183	44,768,001	437,879,048	4,187,167,075	3,254,389,153
	입원 Inpatients	302,276	8,411,799	10,795,965	1,627,239,124	1,333,503,403
	외래 Outpatients	1,643,384	36,356,202	427,083,083	2,559,927,952	1,920,885,750
전남 Jeonnam	소계 Subtotal	1,643,090	41,246,850	384,467,377	3,641,606,750	2,819,254,850
	입원 Inpatients	294,347	8,189,054	11,739,349	1,365,246,972	1,107,936,151
	외래 Outpatients	1,631,442	33,057,796	372,728,028	2,276,359,778	1,711,318,699
경북 Gyeongbuk	소계 Subtotal	2,330,686	49,752,546	518,961,100	4,238,022,787	3,248,453,019
	입원 Inpatients	281,525	7,688,450	10,146,225	1,379,592,358	1,131,226,547
	외래 Outpatients	2,315,743	42,064,096	508,814,875	2,858,430,429	2,117,226,473
경남 Gyeongnam	소계 Subtotal	3,051,029	69,563,897	654,074,276	6,393,760,409	4,905,272,364
	입원 Inpatients	485,065	12,313,981	17,498,772	2,408,115,714	1,975,772,198
	외래 Outpatients	3,031,224	57,249,916	636,575,504	3,985,644,695	2,929,500,166
제주 Jeju	소계 Subtotal	633,283	14,096,442	141,834,036	1,188,822,952	912,258,877
	입원 Inpatients	81,212	1,304,755	2,044,946	338,997,831	282,361,785
	외래 Outpatients	631,287	12,791,687	139,789,090	849,825,121	629,897,092

주 : 1) 진료일 기준(의료이용은 약국제외, 요양급여일수, 진료비와 급여비는 약국포함)이며, 의료급여 포함  
2) 연도말 주민등록 주소지 기준

# 진료실적 현황 (관내)

## Activities by Province (Internal)

(단위 : 명, 일, 천원, 원)

Unit : Person, Day, 1,000Won, WON

진료실인원수당		Per Patient		입내원1일당		Per Visit		요양급여1일당	
진 료 비 Medical Expense	급 여 비 Benefit	입내원일수 Visit	요양급여일수 Reimbursed Days	진 료 비 Medical Expense	급 여 비 Benefit	진 료 비 Medical Expense	급 여 비 Benefit	진 료 비 Medical Expense	급 여 비 Benefit
2,150,555	1,643,130	20.93	229.53	102,758	78,512	9,369	7,159		
5,412,040	4,529,491	13.77	25.58	392,945	328,867	211,608	177,101		
1,514,350	1,110,284	19.35	227.07	78,270	57,386	6,669	4,890		
2,619,582	2,035,280	26.40	264.83	99,232	77,098	9,891	7,685		
6,126,604	5,066,481	28.42	38.70	215,581	178,278	158,325	130,929		
1,619,724	1,207,397	21.87	260.48	74,050	55,200	6,218	4,635		
2,338,361	1,815,983	23.75	251.01	98,462	76,466	9,316	7,235		
5,695,652	4,757,486	22.61	32.78	251,867	210,381	173,771	145,148		
1,566,905	1,170,963	20.75	247.67	75,503	56,424	6,327	4,728		
1,967,136	1,514,879	20.36	209.93	96,632	74,416	9,370	7,216		
5,117,872	4,277,967	17.27	26.60	296,337	247,705	192,378	160,807		
1,314,624	968,996	18.20	207.24	72,218	53,231	6,343	4,676		
2,216,573	1,689,374	23.05	210.11	96,146	73,278	10,550	8,041		
4,545,091	3,663,801	24.40	34.66	186,311	150,186	131,130	105,704		
1,343,701	985,156	18.44	204.63	72,879	53,433	6,567	4,814		
2,077,559	1,600,606	22.58	234.29	91,997	70,877	8,868	6,832		
4,879,207	4,056,016	18.26	26.89	267,169	222,094	181,432	150,822		
1,418,473	1,052,234	20.17	231.51	70,317	52,162	6,127	4,545		
1,990,391	1,513,842	21.44	208.86	92,815	70,593	9,530	7,248		
4,760,419	3,926,905	19.27	28.31	246,979	203,735	168,140	138,700		
1,268,352	917,584	18.59	205.56	68,234	49,363	6,170	4,464		
1,157,487	863,272	16.62	141.98	69,626	51,928	8,153	6,080		
2,361,776	1,949,816	8.07	13.78	292,813	241,738	171,408	141,510		
963,836	703,190	15.99	141.16	60,270	43,972	6,828	4,982		
1,740,858	1,321,464	18.88	196.26	92,226	70,008	8,870	6,733		
4,532,447	3,758,552	15.59	24.72	290,770	241,122	183,364	152,055		
1,225,444	893,676	17.14	194.03	71,483	52,130	6,316	4,606		
1,951,801	1,497,489	19.72	244.98	98,964	75,929	7,967	6,113		
4,866,784	4,064,370	16.47	27.96	295,409	246,703	174,083	145,381		
1,345,003	990,331	17.71	242.21	75,953	55,925	5,553	4,089		
1,830,434	1,396,802	20.96	222.12	87,348	66,655	8,241	6,289		
4,311,110	3,547,088	17.69	25.59	243,687	200,500	168,463	138,608		
1,297,271	957,719	18.82	219.74	68,938	50,894	5,904	4,358		
1,736,665	1,322,229	20.37	214.50	85,276	64,926	8,097	6,164		
4,385,288	3,617,036	20.17	28.05	217,419	179,330	156,342	128,953		
1,219,203	894,915	18.04	212.12	67,576	49,602	5,748	4,219		
2,528,203	1,964,994	27.03	264.39	93,530	72,695	9,562	7,432		
5,383,289	4,411,542	27.83	35.72	193,447	158,528	150,727	123,519		
1,557,717	1,168,860	22.12	259.88	70,412	52,835	5,994	4,498		
2,216,316	1,715,825	25.10	233.99	88,288	68,351	9,472	7,333		
4,638,223	3,764,048	27.82	39.88	166,716	135,295	116,297	94,378		
1,395,305	1,048,961	20.26	228.47	68,860	51,767	6,107	4,591		
1,818,359	1,393,775	21.35	222.66	85,182	65,292	8,166	6,260		
4,900,426	4,018,210	27.31	36.04	179,437	147,133	135,971	111,492		
1,234,347	914,275	18.16	219.72	67,954	50,333	5,618	4,161		
2,095,608	1,607,744	22.80	214.38	91,912	70,515	9,775	7,500		
4,964,522	4,073,211	25.39	36.08	195,559	160,450	137,616	112,909		
1,314,863	966,441	18.89	210.01	69,618	51,170	6,261	4,602		
1,877,238	1,440,523	22.26	223.97	84,335	64,716	8,382	6,432		
4,174,233	3,476,848	16.07	25.18	259,817	216,410	165,773	138,078		
1,346,179	997,798	20.26	221.44	66,436	49,243	6,079	4,506		

Note : 1) Based on the Treatments(excluding pharmacy from Medical Service Use, including pharmacy in Treatment Days/Medical Expense /Benefit Amount) including Medical aid

2) Based on the resident place

제 9-3 표  
Table 9-3

시도별  
Medical Treatment

구 분 Division			진료실인원수 Patients	입내원일수 Visit	요양급여일수 Reimbursed Days	진료비 Medical Expense	급여비 Benefit
서 울 Seoul	소계	Subtotal	2,385,043	20,727,752	172,818,169	2,150,655,138	1,666,059,269
	입원	Inpatients	158,816	5,206,878	6,603,330	979,422,440	806,931,676
	외래	Outpatients	2,355,181	15,520,874	166,214,839	1,171,232,698	859,127,593
부 산 Busan	소계	Subtotal	673,785	6,074,352	55,410,600	942,953,134	761,603,239
	입원	Inpatients	67,182	1,819,094	2,839,800	488,472,501	411,091,115
	외래	Outpatients	663,965	4,255,258	52,570,800	454,480,633	350,512,124
대 구 Daegu	소계	Subtotal	464,224	3,893,998	33,720,471	514,045,910	414,106,186
	입원	Inpatients	32,996	1,041,514	1,538,464	245,987,174	205,954,106
	외래	Outpatients	459,044	2,852,484	32,182,007	268,058,736	208,152,080
인 천 Incheon	소계	Subtotal	1,116,885	9,913,394	115,313,459	1,515,734,059	1,194,217,618
	입원	Inpatients	109,914	1,693,126	3,071,185	633,086,927	533,979,318
	외래	Outpatients	1,107,998	8,220,268	112,242,274	882,647,132	660,238,300
광 주 Gwangju	소계	Subtotal	333,422	3,074,297	27,455,955	543,433,167	452,150,251
	입원	Inpatients	34,167	1,032,539	1,634,149	270,991,730	229,578,854
	외래	Outpatients	329,036	2,041,758	25,821,806	272,441,437	222,571,398
대 전 Daejeon	소계	Subtotal	360,862	2,759,930	27,334,777	430,520,471	346,582,534
	입원	Inpatients	29,567	572,453	1,009,050	197,249,170	166,505,390
	외래	Outpatients	357,674	2,187,477	26,325,727	233,271,301	180,077,144
울 산 Ulsan	소계	Subtotal	266,538	2,346,606	23,942,677	399,536,502	319,825,272
	입원	Inpatients	27,809	671,412	1,096,431	208,236,356	174,035,274
	외래	Outpatients	263,531	1,675,194	22,846,246	191,300,147	145,789,999
세 종 Sejong	소계	Subtotal	223,100	2,302,117	26,366,865	331,417,111	256,160,605
	입원	Inpatients	25,755	518,693	823,956	152,683,824	125,954,835
	외래	Outpatients	221,200	1,783,424	25,542,909	178,733,287	130,205,771
경 기 Gyeonggi	소계	Subtotal	5,064,030	42,551,224	548,189,197	6,883,262,499	5,349,162,277
	입원	Inpatients	486,438	6,560,734	13,107,969	2,830,166,059	2,381,027,146
	외래	Outpatients	5,026,895	35,990,490	535,081,228	4,053,096,440	2,968,135,131
강 원 Gangwon	소계	Subtotal	476,217	4,922,272	60,049,922	917,706,458	728,379,706
	입원	Inpatients	66,123	1,331,606	2,458,309	465,100,401	388,802,204
	외래	Outpatients	470,957	3,590,666	57,591,613	452,606,056	339,577,502
충 북 Chungbuk	소계	Subtotal	534,326	5,381,308	70,081,824	1,060,103,239	844,967,224
	입원	Inpatients	73,837	1,375,741	2,580,371	539,693,215	454,155,159
	외래	Outpatients	528,803	4,005,567	67,501,453	520,410,024	390,812,064
충 남 Chungnam	소계	Subtotal	864,327	9,116,760	123,586,806	1,756,605,550	1,379,860,382
	입원	Inpatients	131,916	2,426,869	4,353,619	897,987,337	746,107,977
	외래	Outpatients	854,425	6,689,891	119,233,187	858,618,213	633,752,405
전 북 Jeonbuk	소계	Subtotal	408,879	4,416,974	48,968,278	819,081,544	655,945,484
	입원	Inpatients	58,444	1,365,338	2,375,831	437,485,582	364,299,848
	외래	Outpatients	403,410	3,051,636	46,592,447	381,595,963	291,645,635
전 남 Jeonnam	소계	Subtotal	758,455	9,983,165	112,523,178	1,795,647,735	1,401,737,442
	입원	Inpatients	148,454	3,710,283	6,004,437	1,024,133,975	836,927,699
	외래	Outpatients	744,544	6,272,882	106,518,741	771,513,760	564,809,743
경 북 Gyeongbuk	소계	Subtotal	1,080,113	12,383,719	163,577,922	2,438,056,522	1,939,322,736
	입원	Inpatients	176,729	3,552,506	6,188,739	1,268,112,324	1,062,035,140
	외래	Outpatients	1,067,391	8,831,213	157,389,183	1,169,944,198	877,287,596
경 남 Gyeongnam	소계	Subtotal	976,301	10,157,602	124,304,512	1,879,482,639	1,491,487,032
	입원	Inpatients	139,161	3,162,656	5,254,336	986,428,997	819,015,303
	외래	Outpatients	964,261	6,994,946	119,050,176	893,053,642	672,471,729
제 주 Jeju	소계	Subtotal	144,620	1,321,634	14,314,696	257,558,072	206,812,280
	입원	Inpatients	18,259	313,244	651,720	132,218,103	110,978,692
	외래	Outpatients	143,301	1,008,390	13,662,976	125,339,968	95,833,588

주 : 1) 진료일 기준(의료이용은 약국제외, 요양급여일수, 진료비와 급여비는 약국포함)이며, 의료급여 포함  
2) 연도말 주민등록 주소지 기준

# 진료실적 현황 (관외)

## Activities by Province (External)

(단위 : 명, 일, 천원, 원)

Unit : Person, Day, 1,000Won, WON

진료비 Medical Expense	급여비 Benefit	Per Patient		입내원1일당		Per Visit		요양급여1일당	
		입내원일수 Visit	요양급여일수 Reimbursed Days	진료비 Medical Expense	급여비 Benefit	진료비 Medical Expense	급여비 Benefit	진료비 Medical Expense	급여비 Benefit
901,726	698,545	8.69	72.46	103,757	80,378	12,445	9,641		
6,167,026	5,080,922	32.79	41.58	188,102	154,974	148,323	122,201		
497,301	364,782	6.59	70.57	75,462	55,353	7,046	5,169		
1,399,487	1,130,336	9.02	82.24	155,235	125,380	17,018	13,745		
7,270,884	6,119,066	27.08	42.27	268,525	225,987	172,009	144,761		
684,495	527,908	6.41	79.18	106,804	82,372	8,645	6,667		
1,107,323	892,040	8.39	72.64	132,010	106,345	15,244	12,281		
7,455,060	6,241,790	31.56	46.63	236,182	197,745	159,891	133,870		
583,950	453,447	6.21	70.11	93,974	72,972	8,329	6,468		
1,357,108	1,069,240	8.88	103.25	152,898	120,465	13,144	10,356		
5,759,839	4,858,156	15.40	27.94	373,916	315,381	206,138	173,868		
796,614	595,884	7.42	101.30	107,374	80,318	7,864	5,882		
1,629,866	1,356,090	9.22	82.35	176,767	147,074	19,793	16,468		
7,931,388	6,719,316	30.22	47.83	262,452	222,344	165,830	140,488		
827,999	676,435	6.21	78.48	133,435	109,010	10,551	8,620		
1,193,034	960,430	7.65	75.75	155,990	125,577	15,750	12,679		
6,671,261	5,631,460	19.36	34.13	344,568	290,863	195,480	165,012		
652,190	503,467	6.12	73.60	106,639	82,322	8,861	6,840		
1,498,985	1,199,924	8.80	89.83	170,261	136,293	16,687	13,358		
7,488,092	6,258,236	24.14	39.43	310,147	259,208	189,922	158,729		
725,911	553,218	6.36	86.69	114,196	87,029	8,373	6,381		
1,485,509	1,148,187	10.32	118.18	143,962	111,272	12,569	9,715		
5,928,318	4,890,500	20.14	31.99	294,363	242,831	185,306	152,866		
808,017	588,634	8.06	115.47	100,219	73,009	6,997	5,098		
1,359,246	1,056,305	8.40	108.25	161,764	125,711	12,556	9,758		
5,818,143	4,894,821	13.49	26.95	431,379	362,921	215,912	181,647		
806,282	590,451	7.16	106.44	112,616	82,470	7,575	5,547		
1,927,076	1,529,512	10.34	126.10	186,440	147,976	15,282	12,130		
7,033,867	5,879,984	20.14	37.18	349,278	291,980	189,195	158,158		
961,035	721,037	7.62	122.29	126,051	94,572	7,859	5,896		
1,984,001	1,581,370	10.07	131.16	196,997	157,019	15,127	12,057		
7,309,252	6,150,780	18.63	34.95	392,293	330,117	209,153	176,004		
984,128	739,050	7.57	127.65	129,922	97,567	7,710	5,790		
2,032,339	1,596,456	10.55	142.99	192,679	151,354	14,214	11,165		
6,807,266	5,655,932	18.40	33.00	370,019	307,436	206,262	171,376		
1,004,908	741,730	7.83	139.55	128,346	94,733	7,201	5,315		
2,003,237	1,604,253	10.80	119.76	185,440	148,506	16,727	13,395		
7,485,552	6,233,315	23.36	40.65	320,423	266,820	184,140	153,336		
945,926	722,951	7.56	115.50	125,046	95,570	8,190	6,260		
2,367,507	1,848,148	13.16	148.36	179,868	140,410	15,958	12,457		
6,898,662	5,637,623	24.99	40.45	276,026	225,570	170,563	139,385		
1,036,223	758,598	8.43	143.07	122,992	90,040	7,243	5,302		
2,257,224	1,795,481	11.47	151.45	196,876	156,603	14,905	11,856		
7,175,463	6,009,399	20.10	35.02	356,963	298,954	204,906	171,608		
1,096,078	821,899	8.27	147.45	132,478	99,339	7,433	5,574		
1,925,106	1,527,692	10.40	127.32	185,032	146,835	15,120	11,999		
7,088,401	5,885,380	22.73	37.76	311,899	258,964	187,736	155,874		
926,153	697,396	7.25	123.46	127,671	96,137	7,501	5,649		
1,780,930	1,430,039	9.14	98.98	194,879	156,482	17,993	14,448		
7,241,257	6,078,027	17.16	35.69	422,093	354,288	202,876	170,286		
874,662	668,757	7.04	95.34	124,297	95,036	9,174	7,014		

Note : 1) Based on the Treatments(excluding pharmacy from Medical Service Use, including pharmacy in Treatment Days/Medical Expense /Benefit Amount) including Medical aid

2) Based on the resident place

제 10-1 표  
Table 10-1

의료기관 시도별  
Medical Treatment Activities by

구 분 Division		진료실인원수 Patients	입내원일수 Visit	요양급여일수 Reimbursed Days	진료비 Medical Expense	급여비 Benefit
계 T	소계 Subtotal	50,295,532	1,180,539,199	12,386,540,932	121,827,666,899	93,881,607,023
	입원 Inpatients	7,761,324	163,416,819	251,778,687	43,571,115,078	36,151,177,475
	외래 Outpatients	50,070,828	1,017,122,380	1,635,611,828	78,256,551,821	57,730,429,548
서울 Seoul	소계 Subtotal	15,203,566	235,645,034	2,758,850,033	30,000,181,604	23,290,707,451
	입원 Inpatients	1,762,600	23,115,753	48,328,682	10,647,405,409	8,967,512,439
	외래 Outpatients	15,136,329	212,529,281	2,710,521,351	19,352,776,196	14,323,195,012
부산 Busan	소계 Subtotal	4,122,621	90,670,223	926,327,586	9,512,971,062	7,395,337,582
	입원 Inpatients	623,144	17,298,989	23,880,005	3,848,989,110	3,178,509,507
	외래 Outpatients	4,085,437	73,371,234	902,447,581	5,663,981,952	4,216,828,075
대구 Daegu	소계 Subtotal	3,266,269	62,972,585	689,228,269	6,987,124,913	5,443,063,056
	입원 Inpatients	444,067	9,516,552	14,260,010	2,620,667,152	2,188,756,379
	외래 Outpatients	3,242,621	53,456,033	674,968,259	4,366,457,761	3,254,306,678
인천 Incheon	소계 Subtotal	3,697,964	63,658,589	652,652,517	6,382,692,981	4,917,141,723
	입원 Inpatients	433,972	8,033,617	12,184,992	2,290,553,621	1,908,255,562
	외래 Outpatients	3,673,053	55,624,972	640,467,525	4,092,139,360	3,008,886,160
광주 Gwangju	소계 Subtotal	2,065,436	38,918,037	366,625,179	4,244,428,895	3,236,034,081
	입원 Inpatients	385,775	9,341,193	13,519,030	1,899,036,649	1,530,098,039
	외래 Outpatients	2,040,632	29,576,844	353,106,149	2,345,392,246	1,705,936,041
대전 Daejeon	소계 Subtotal	2,098,391	37,108,670	399,489,043	3,850,849,810	2,968,740,437
	입원 Inpatients	272,045	4,989,243	7,499,974	1,419,829,557	1,176,864,326
	외래 Outpatients	2,083,263	32,119,427	391,989,069	2,431,020,253	1,791,876,111
울산 Ulsan	소계 Subtotal	1,308,724	24,711,970	239,297,743	2,362,621,635	1,801,424,826
	입원 Inpatients	184,060	3,743,109	5,431,954	909,061,805	749,837,318
	외래 Outpatients	1,299,353	20,968,861	233,865,789	1,453,559,829	1,051,587,508
세종 Sejong	소계 Subtotal	557,675	7,030,603	62,357,791	542,138,150	407,141,153
	입원 Inpatients	42,331	357,266	622,053	114,045,678	94,815,926
	외래 Outpatients	554,091	6,673,337	61,735,738	428,092,472	312,325,227
경기도 Gyeonggi	소계 Subtotal	16,284,474	272,527,900	2,817,119,022	26,244,251,303	20,010,534,912
	입원 Inpatients	1,766,133	30,673,796	47,413,941	8,536,117,386	7,078,925,143
	외래 Outpatients	16,196,779	241,854,104	2,769,705,081	17,708,133,918	12,931,609,769
강원 Gangwon	소계 Subtotal	1,920,925	29,979,294	368,313,200	3,058,769,372	2,349,572,708
	입원 Inpatients	208,825	3,312,094	5,672,637	1,008,856,863	843,170,333
	외래 Outpatients	1,908,496	26,667,200	362,640,563	2,049,912,509	1,506,402,375
충청북도 Chungbuk	소계 Subtotal	1,983,914	34,731,137	360,497,614	3,076,103,645	2,350,086,546
	입원 Inpatients	217,738	4,048,804	5,772,711	949,108,363	780,070,924
	외래 Outpatients	1,970,702	30,682,333	354,724,903	2,126,995,282	1,570,015,622
충청남도 Chungnam	소계 Subtotal	2,685,350	45,016,802	467,563,572	3,926,179,778	2,993,542,702
	입원 Inpatients	278,828	5,805,319	8,008,912	1,252,081,980	1,032,997,553
	외래 Outpatients	2,665,347	39,211,483	459,554,660	2,674,097,798	1,960,545,148
전라북도 Jeonbuk	소계 Subtotal	2,074,727	47,667,277	461,422,765	4,505,549,503	3,500,630,105
	입원 Inpatients	334,670	9,239,533	11,850,864	1,788,422,389	1,464,686,943
	외래 Outpatients	2,054,041	38,427,744	449,571,901	2,717,127,114	2,035,943,162
전라남도 Jeonnam	소계 Subtotal	2,123,540	44,946,414	411,549,251	4,105,595,651	3,201,898,793
	입원 Inpatients	329,109	9,447,707	13,468,507	1,585,155,315	1,291,975,753
	외래 Outpatients	2,104,257	35,498,707	398,080,744	2,520,440,336	1,909,923,041
경상북도 Gyeongbuk	소계 Subtotal	2,991,719	54,358,471	552,270,225	4,625,506,118	3,549,721,736
	입원 Inpatients	311,241	8,929,313	11,628,727	1,550,058,764	1,269,612,997
	외래 Outpatients	2,967,290	45,429,158	540,641,498	3,075,447,354	2,280,108,740
경상남도 Gyeongnam	소계 Subtotal	3,804,398	75,645,947	704,627,205	7,150,709,702	5,506,571,626
	입원 Inpatients	545,206	14,204,004	20,094,230	2,797,034,624	2,299,859,866
	외래 Outpatients	3,771,951	61,441,943	684,532,975	4,353,675,078	3,206,711,760
제주 Jeju	소계 Subtotal	905,761	14,950,246	148,349,917	1,251,992,777	959,457,586
	입원 Inpatients	90,489	1,360,527	2,141,458	354,690,412	295,228,467
	외래 Outpatients	899,832	13,589,719	146,208,459	897,302,365	664,229,118

주 : 1) 진료일 기준(의료이용은 약국제외, 요양급여일수, 진료비와 급여비는 약국포함이며, 의료급여 포함)  
2) 요양기관소재지 기준

# 진료실적 현황 (계)

## Location of Medical Care Institutions (Total)

(단위 : 명, 일, 천원, 원)

Unit : Person, Day, 1,000Won, WON

진료실인원수당		Per Patient		입내원1일당		Per Visit		요양급여1일당		Per reimbursed day	
진 료 비 Medical Expense	급 여 비 Benefit	입내원일수 Visit	요양급여일수 Reimbursed Days	진 료 비 Medical Expense	급 여 비 Benefit	진 료 비 Medical Expense	급 여 비 Benefit	진 료 비 Medical Expense	급 여 비 Benefit	진 료 비 Medical Expense	급 여 비 Benefit
2,422,236	1,866,599	23.47	246.28	103,197	79,524	9,835	7,579				
5,613,877	4,657,862	21.06	32.44	266,626	221,221	173,053	143,583				
1,562,917	1,152,975	20.31	32.67	76,939	56,759	47,845	35,296				
1,973,233	1,531,924	15.50	181.46	127,311	98,838	10,874	8,442				
6,040,738	5,087,662	13.11	27.42	460,613	387,939	220,312	185,553				
1,278,565	946,279	14.04	179.07	91,059	67,394	7,140	5,284				
2,307,506	1,793,844	21.99	224.69	104,918	81,563	10,270	7,984				
6,176,725	5,100,762	27.76	38.32	222,498	183,740	161,180	133,103				
1,386,383	1,032,161	17.96	220.89	77,196	57,472	6,276	4,673				
2,139,176	1,666,447	19.28	211.01	110,955	86,435	10,138	7,897				
5,901,513	4,928,888	21.43	32.11	275,380	229,995	183,777	153,489				
1,346,583	1,003,604	16.49	208.16	81,683	60,878	6,469	4,821				
1,726,002	1,329,689	17.21	176.49	100,264	77,242	9,780	7,534				
5,278,114	4,397,186	18.51	28.08	285,121	237,534	187,982	156,607				
1,114,098	819,179	15.14	174.37	73,567	54,092	6,389	4,698				
2,054,980	1,566,756	18.84	177.50	109,061	83,150	11,577	8,827				
4,922,653	3,966,297	24.21	35.04	203,297	163,801	140,471	113,181				
1,149,346	835,984	14.49	173.04	79,298	57,678	6,642	4,831				
1,835,144	1,414,770	17.68	190.38	103,772	80,001	9,639	7,431				
5,219,098	4,325,991	18.34	27.57	284,578	235,880	189,311	156,916				
1,166,929	860,130	15.42	188.16	75,687	55,788	6,202	4,571				
1,805,286	1,376,474	18.88	182.85	95,606	72,897	9,873	7,528				
4,938,943	4,073,874	20.34	29.51	242,863	200,325	167,354	138,042				
1,118,680	809,316	16.14	179.99	69,320	50,150	6,215	4,497				
972,140	730,069	12.61	111.82	77,111	57,910	8,694	6,529				
2,694,141	2,239,870	8.44	14.69	319,218	265,393	183,338	152,424				
772,603	563,671	12.04	111.42	64,150	46,802	6,934	5,059				
1,611,612	1,228,811	16.74	172.99	96,299	73,426	9,316	7,103				
4,833,225	4,008,150	17.37	26.85	278,287	230,781	180,034	149,301				
1,093,312	798,406	14.93	171.00	73,218	53,469	6,394	4,669				
1,592,342	1,223,147	15.61	191.74	102,029	78,373	8,305	6,379				
4,831,112	4,037,689	15.86	27.16	304,598	254,573	177,846	148,638				
1,074,098	789,314	13.97	190.01	76,870	56,489	5,653	4,154				
1,550,523	1,184,571	17.51	181.71	88,569	67,665	8,533	6,519				
4,358,947	3,582,613	18.59	26.51	234,417	192,667	164,413	135,131				
1,079,308	796,678	15.57	180.00	69,323	51,170	5,996	4,426				
1,462,074	1,114,768	16.76	174.12	87,216	66,498	8,397	6,402				
4,490,517	3,704,784	20.82	28.72	215,678	177,940	156,336	128,981				
1,003,283	735,568	14.71	172.42	68,197	49,999	5,819	4,266				
2,171,635	1,687,273	22.98	222.40	94,521	73,439	9,764	7,587				
5,343,838	4,376,511	27.61	35.41	193,562	158,524	150,911	123,593				
1,322,820	991,189	18.71	218.87	70,707	52,981	6,044	4,529				
1,933,373	1,507,812	21.17	193.80	91,344	71,238	9,976	7,780				
4,816,506	3,925,677	28.71	40.92	167,782	136,750	117,693	95,926				
1,197,782	907,647	16.87	189.18	71,001	53,803	6,331	4,798				
1,546,103	1,186,516	18.17	184.60	85,093	65,302	8,375	6,428				
4,980,252	4,079,196	28.69	37.36	173,592	142,185	133,296	109,179				
1,036,450	768,415	15.31	182.20	67,698	50,190	5,689	4,217				
1,879,590	1,447,423	19.88	185.21	94,529	72,794	10,148	7,815				
5,130,234	4,218,332	26.05	36.86	196,919	161,916	139,196	114,454				
1,154,224	850,147	16.29	181.48	70,858	52,191	6,360	4,685				
1,382,255	1,059,283	16.51	163.78	83,744	64,177	8,439	6,468				
3,919,708	3,262,590	15.04	23.67	260,701	216,996	165,630	137,863				
997,189	738,170	15.10	162.48	66,028	48,877	6,137	4,543				

Note : 1) Based on the Treatments(excluding pharmacy from Medical Service Use, including pharmacy in Treatment Days/Medical Expense /Benefit Amount) including Medical aid 2) Location of medical care institute

제 10-2 표  
Table 10-2

의료기관 시도별  
Medical Treatment Activities by

구 분 Division			진료실인원수 Patients	입내원일수 Visit	요양급여일수 Reimbursed Days	진료비 Medical Expense	급여비 Benefit
서울 Seoul	소계	Subtotal	8,869,972	185,634,564	2,035,929,774	19,075,362,831	14,574,520,484
	입원	Inpatients	1,048,831	14,445,562	26,824,703	5,676,315,052	4,750,670,435
	외래	Outpatients	8,848,053	171,189,002	2,009,105,071	13,399,047,779	9,823,850,050
부산 Busan	소계	Subtotal	3,102,524	81,902,473	821,652,408	8,127,317,488	6,314,504,463
	입원	Inpatients	512,762	14,572,191	19,842,085	3,141,489,582	2,597,898,738
	외래	Outpatients	3,078,196	67,330,282	801,810,323	4,985,827,906	3,716,605,724
대구 Daegu	소계	Subtotal	2,248,022	53,387,823	564,273,614	5,256,686,924	4,082,370,792
	입원	Inpatients	307,339	6,950,067	10,073,580	1,750,495,902	1,462,160,864
	외래	Outpatients	2,237,654	46,437,756	554,200,034	3,506,191,023	2,620,209,928
인천 Incheon	소계	Subtotal	2,779,248	56,577,181	583,445,133	5,467,159,364	4,210,223,916
	입원	Inpatients	356,852	6,162,991	9,493,384	1,826,322,714	1,526,601,069
	외래	Outpatients	2,769,488	50,414,190	573,951,749	3,640,836,650	2,683,622,847
광주 Gwangju	소계	Subtotal	1,346,374	31,039,677	282,880,376	2,984,336,045	2,274,529,252
	입원	Inpatients	260,983	6,366,717	9,045,950	1,186,191,613	956,189,900
	외래	Outpatients	1,338,203	24,672,960	273,834,426	1,798,144,432	1,318,339,352
대전 Daejeon	소계	Subtotal	1,359,966	30,711,965	318,622,338	2,825,408,992	2,176,769,234
	입원	Inpatients	185,209	3,382,405	4,980,790	903,673,114	751,210,724
	외래	Outpatients	1,354,792	27,329,560	313,641,548	1,921,735,878	1,425,558,510
울산 Ulsan	소계	Subtotal	1,044,763	22,404,585	218,210,526	2,079,487,065	1,581,606,393
	입원	Inpatients	159,855	3,081,137	4,525,856	760,976,823	627,735,319
	외래	Outpatients	1,039,546	19,323,448	213,684,670	1,318,510,242	953,871,074
세종 Sejong	소계	Subtotal	345,577	5,745,007	49,064,773	400,000,764	298,327,038
	입원	Inpatients	28,655	231,126	394,828	67,676,701	55,871,989
	외래	Outpatients	344,793	5,513,881	48,669,945	332,324,063	242,455,049
경기 Gyeonggi	소계	Subtotal	12,870,957	242,951,395	2,526,028,715	22,406,511,484	17,008,504,966
	입원	Inpatients	1,474,381	22,982,298	36,444,250	6,682,554,206	5,541,537,759
	외래	Outpatients	12,831,234	219,969,097	2,489,584,465	15,723,957,279	11,466,967,207
강원 Gangwon	소계	Subtotal	1,393,726	27,487,499	341,431,824	2,720,276,128	2,087,088,987
	입원	Inpatients	174,947	2,882,204	4,890,944	851,429,182	711,049,394
	외래	Outpatients	1,389,474	24,605,295	336,540,880	1,868,846,947	1,376,039,593
충북 Chungbuk	소계	Subtotal	1,497,023	31,370,985	332,514,220	2,740,201,734	2,091,044,356
	입원	Inpatients	186,814	3,304,961	4,780,715	805,375,750	662,645,716
	외래	Outpatients	1,491,459	28,066,024	327,733,505	1,934,825,984	1,428,398,640
충남 Chungnam	소계	Subtotal	1,992,174	40,571,205	427,312,086	3,459,738,354	2,634,109,340
	입원	Inpatients	237,605	4,792,435	6,664,649	1,041,966,325	859,425,747
	외래	Outpatients	1,983,076	35,778,770	420,647,437	2,417,772,029	1,774,683,594
전북 Jeonbuk	소계	Subtotal	1,656,183	44,768,001	437,879,048	4,187,167,075	3,254,389,153
	입원	Inpatients	302,276	8,411,799	10,795,965	1,627,239,124	1,333,503,403
	외래	Outpatients	1,643,384	36,356,202	427,083,083	2,559,927,952	1,920,885,750
전남 Jeonnam	소계	Subtotal	1,643,090	41,246,850	384,467,377	3,641,606,750	2,819,254,850
	입원	Inpatients	294,347	8,189,054	11,739,349	1,365,246,972	1,107,936,151
	외래	Outpatients	1,631,442	33,057,796	372,728,028	2,276,359,778	1,711,318,699
경북 Gyeongbuk	소계	Subtotal	2,330,686	49,752,546	518,961,100	4,238,022,787	3,248,453,019
	입원	Inpatients	281,525	7,688,450	10,146,225	1,379,592,358	1,131,226,547
	외래	Outpatients	2,315,743	42,064,096	508,814,875	2,858,430,429	2,117,226,473
경남 Gyeongnam	소계	Subtotal	3,051,029	69,563,897	654,074,276	6,393,760,409	4,905,272,364
	입원	Inpatients	485,065	12,313,981	17,498,772	2,408,115,714	1,975,772,198
	외래	Outpatients	3,031,224	57,249,916	636,575,504	3,985,644,695	2,929,500,166
제주 Jeju	소계	Subtotal	633,283	14,096,442	141,834,036	1,188,822,952	912,258,877
	입원	Inpatients	81,212	1,304,755	2,044,946	338,997,831	282,361,785
	외래	Outpatients	631,287	12,791,687	139,789,090	849,825,121	629,897,092

주 : 1) 진료일 기준(의료이용은 약국제외, 요양급여일수, 진료비와 급여비는 약국포함)이며, 의료급여 포함  
2) 요양기관소재지 기준



# 진료실적 현황 (관내)

## Location of Medical Care Institutions (Internal)

(단위 : 명, 일, 천원, 원)

Unit : Person, Day, 1,000Won, WON

진료비 Medical Expense	급여비 Benefit	Per Patient		입내원1일당		Per Visit		요양급여1일당	
		입내원일수 Visit	요양급여일수 Reimbursed Days	진료비 Medical Expense	급여비 Benefit	진료비 Medical Expense	급여비 Benefit	진료비 Medical Expense	급여비 Benefit
2,150,555	1,643,130	20.93	229.53	102,758	78,512	9,369	7,159		
5,412,040	4,529,491	13.77	25.58	392,945	328,867	211,608	177,101		
1,514,350	1,110,284	19.35	227.07	78,270	57,386	6,669	4,890		
2,619,582	2,035,280	26.40	264.83	99,232	77,098	9,891	7,685		
6,126,604	5,066,481	28.42	38.70	215,581	178,278	158,325	130,929		
1,619,724	1,207,397	21.87	260.48	74,050	55,200	6,218	4,635		
2,338,361	1,815,983	23.75	251.01	98,462	76,466	9,316	7,235		
5,695,652	4,757,486	22.61	32.78	251,867	210,381	173,771	145,148		
1,566,905	1,170,963	20.75	247.67	75,503	56,424	6,327	4,728		
1,967,136	1,514,879	20.36	209.93	96,632	74,416	9,370	7,216		
5,117,872	4,277,967	17.27	26.60	296,337	247,705	192,378	160,807		
1,314,624	968,996	18.20	207.24	72,218	53,231	6,343	4,676		
2,216,573	1,689,374	23.05	210.11	96,146	73,278	10,550	8,041		
4,545,091	3,663,801	24.40	34.66	186,311	150,186	131,130	105,704		
1,343,701	985,156	18.44	204.63	72,879	53,433	6,567	4,814		
2,077,559	1,600,606	22.58	234.29	91,997	70,877	8,868	6,832		
4,879,207	4,056,016	18.26	26.89	267,169	222,094	181,432	150,822		
1,418,473	1,052,234	20.17	231.51	70,317	52,162	6,127	4,545		
1,990,391	1,513,842	21.44	208.86	92,815	70,593	9,530	7,248		
4,760,419	3,926,905	19.27	28.31	246,979	203,735	168,140	138,700		
1,268,352	917,584	18.59	205.56	68,234	49,363	6,170	4,464		
1,157,487	863,272	16.62	141.98	69,626	51,928	8,153	6,080		
2,361,776	1,949,816	8.07	13.78	292,813	241,738	171,408	141,510		
963,836	703,190	15.99	141.16	60,270	43,972	6,828	4,982		
1,740,858	1,321,464	18.88	196.26	92,226	70,008	8,870	6,733		
4,532,447	3,758,552	15.59	24.72	290,770	241,122	183,364	152,055		
1,225,444	893,676	17.14	194.03	71,483	52,130	6,316	4,606		
1,951,801	1,497,489	19.72	244.98	98,964	75,929	7,967	6,113		
4,866,784	4,064,370	16.47	27.96	295,409	246,703	174,083	145,381		
1,345,003	990,331	17.71	242.21	75,953	55,925	5,553	4,089		
1,830,434	1,396,802	20.96	222.12	87,348	66,655	8,241	6,289		
4,311,110	3,547,088	17.69	25.59	243,687	200,500	168,463	138,608		
1,297,271	957,719	18.82	219.74	68,938	50,894	5,904	4,358		
1,736,665	1,322,229	20.37	214.50	85,276	64,926	8,097	6,164		
4,385,288	3,617,036	20.17	28.05	217,419	179,330	156,342	128,953		
1,219,203	894,915	18.04	212.12	67,576	49,602	5,748	4,219		
2,528,203	1,964,994	27.03	264.39	93,530	72,695	9,562	7,432		
5,383,289	4,411,542	27.83	35.72	193,447	158,528	150,727	123,519		
1,557,717	1,168,860	22.12	259.88	70,412	52,835	5,994	4,498		
2,216,316	1,715,825	25.10	233.99	88,288	68,351	9,472	7,333		
4,638,223	3,764,048	27.82	39.88	166,716	135,295	116,297	94,378		
1,395,305	1,048,961	20.26	228.47	68,860	51,767	6,107	4,591		
1,818,359	1,393,775	21.35	222.66	85,182	65,292	8,166	6,260		
4,900,426	4,018,210	27.31	36.04	179,437	147,133	135,971	111,492		
1,234,347	914,275	18.16	219.72	67,954	50,333	5,618	4,161		
2,095,608	1,607,744	22.80	214.38	91,912	70,515	9,775	7,500		
4,964,522	4,073,211	25.39	36.08	195,559	160,450	137,616	112,909		
1,314,863	966,441	18.89	210.01	69,618	51,170	6,261	4,602		
1,877,238	1,440,523	22.26	223.97	84,335	64,716	8,382	6,432		
4,174,233	3,476,848	16.07	25.18	259,817	216,410	165,773	138,078		
1,346,179	997,798	20.26	221.44	66,436	49,243	6,079	4,506		

Note : 1) Based on the Treatments(excluding pharmacy from Medical Service Use, including pharmacy in Treatment Days/Medical Expense /Benefit Amount) including Medical aid 2) Location of medical care institute

제 10-3 표  
Table 10-3

의료기관 시도별  
Medical Treatment Activities by

구 분 Division			진료실인원수 Patients	입내원일수 Visit	요양급여일수 Reimbursed Days	진료비 Medical Expense	급여비 Benefit
서울 Seoul	소계	Subtotal	6,333,594	50,010,470	722,920,259	10,924,818,773	8,716,186,966
	입원	Inpatients	713,769	1,454,215	8,670,191	21,503,979	4,971,090,356
	외래	Outpatients	6,288,276	41,340,279	701,416,280	5,953,728,417	4,499,344,963
부산 Busan	소계	Subtotal	1,020,097	8,767,750	104,675,178	1,385,653,574	1,080,833,119
	입원	Inpatients	110,382	282,024	2,726,798	4,037,920	707,499,528
	외래	Outpatients	1,007,241	6,040,952	100,637,258	678,154,046	500,222,351
대구 Daegu	소계	Subtotal	1,018,247	9,584,762	124,954,655	1,730,437,989	1,360,692,264
	입원	Inpatients	136,728	302,973	2,566,485	4,186,430	870,171,250
	외래	Outpatients	1,004,967	7,018,277	120,768,225	860,266,739	634,096,750
인천 Incheon	소계	Subtotal	918,716	7,081,408	69,207,384	915,533,617	706,917,807
	입원	Inpatients	77,120	204,664	1,870,626	2,691,608	464,230,908
	외래	Outpatients	903,565	5,210,782	66,515,776	451,302,709	325,263,313
광주 Gwangju	소계	Subtotal	719,062	7,878,360	83,744,803	1,260,092,850	961,504,829
	입원	Inpatients	124,792	305,694	2,974,476	4,473,080	712,845,036
	외래	Outpatients	702,429	4,903,884	79,271,723	547,247,814	387,596,689
대전 Daejeon	소계	Subtotal	738,425	6,396,705	80,866,705	1,025,440,818	791,971,202
	입원	Inpatients	86,836	191,316	1,606,838	2,519,184	516,156,444
	외래	Outpatients	728,471	4,789,867	78,347,521	509,284,375	366,317,601
울산 Ulsan	소계	Subtotal	263,961	2,307,385	21,087,217	283,134,569	219,818,433
	입원	Inpatients	24,205	62,874	661,972	606,098	148,084,982
	외래	Outpatients	259,807	1,645,413	20,181,119	135,049,587	97,716,434
세종 Sejong	소계	Subtotal	212,098	1,285,596	13,293,018	142,137,386	108,814,115
	입원	Inpatients	13,676	22,140	126,140	227,225	46,368,978
	외래	Outpatients	209,298	1,159,456	13,065,793	95,768,408	69,870,178
경기 Gyeonggi	소계	Subtotal	3,413,517	29,576,505	291,090,307	3,837,739,819	3,002,029,946
	입원	Inpatients	291,752	798,739	7,691,498	10,969,691	1,853,563,180
	외래	Outpatients	3,365,545	21,885,007	280,120,616	1,984,176,639	1,464,642,562
강원 Gangwon	소계	Subtotal	527,199	2,491,795	26,881,376	338,493,243	262,483,721
	입원	Inpatients	33,878	60,287	429,890	781,693	157,427,681
	외래	Outpatients	519,022	2,061,905	26,099,683	181,065,562	130,362,783
충북 Chungbuk	소계	Subtotal	486,891	3,360,152	27,983,394	335,901,911	259,042,190
	입원	Inpatients	30,924	70,453	743,843	991,996	143,732,613
	외래	Outpatients	479,243	2,616,309	26,991,398	192,169,297	141,616,982
충남 Chungnam	소계	Subtotal	693,176	4,445,597	40,251,486	466,441,424	359,433,362
	입원	Inpatients	41,223	104,748	1,012,884	1,344,263	210,115,655
	외래	Outpatients	682,271	3,432,713	38,907,223	256,325,769	185,861,555
전북 Jeonbuk	소계	Subtotal	418,544	2,899,276	23,543,717	318,382,427	246,240,952
	입원	Inpatients	32,394	81,091	827,734	1,054,899	161,183,265
	외래	Outpatients	410,657	2,071,542	22,488,818	157,199,163	115,057,412
전남 Jeonnam	소계	Subtotal	480,450	3,699,564	27,081,874	463,988,901	382,643,943
	입원	Inpatients	34,762	121,177	1,258,653	1,729,158	219,908,343
	외래	Outpatients	472,815	2,440,911	25,352,716	244,080,558	198,604,342
경북 Gyeongbuk	소계	Subtotal	661,033	4,605,925	33,309,125	387,483,331	301,268,717
	입원	Inpatients	29,716	107,522	1,240,863	1,482,502	170,466,406
	외래	Outpatients	651,547	3,365,062	31,826,623	217,016,925	162,882,267
경남 Gyeongnam	소계	Subtotal	753,369	6,082,050	50,552,929	756,949,293	601,299,262
	입원	Inpatients	60,141	167,995	1,890,023	2,595,458	388,918,910
	외래	Outpatients	740,727	4,192,027	47,957,471	368,030,383	277,211,594
제주 Jeju	소계	Subtotal	272,478	853,804	6,515,881	63,169,825	47,198,708
	입원	Inpatients	9,277	12,597	55,772	96,512	15,692,581
	외래	Outpatients	268,545	798,032	6,419,369	47,477,244	34,332,026

주 : 1) 진료일 기준(의료이용은 약국제외, 요양급여일수, 진료비와 급여비는 약국포함)이며, 의료급여 포함  
2) 요양기관소재지 기준

# 진료실적 현황 (타지역)

## Location of Medical Care Institutions (Other regions)

(단위 : 명, 일, 천원, 원)

Unit : Person, Day, 1,000Won, WON

진 료 비 Medical Expense	급 여 비 Benefit	Per Patient		진 료 비 Medical Expense	급 여 비 Benefit	Per reimbursed day	
		입내원일수 Visit	요양급여일수 Reimbursed Days			진 료 비 Medical Expense	급 여 비 Benefit
1,724,900	1,376,183	7.90	114.14	218,451	174,287	15,112	12,057
4,216,842,004	6,964,565	2.04	12.15	14,787	3,418,401	2,480	573,354
946,798	715,513	6.57	111.54	144,018	108,837	8,488	6,415
1,358,355	1,059,540	8.60	102.61	158,040	123,274	13,238	10,326
580,610,769	6,409,555	2.55	24.70	14,318	2,508,650	1,481	259,462
673,279	496,626	6.00	99.91	112,259	82,805	6,739	4,971
1,699,429	1,336,309	9.41	122.72	180,541	141,964	13,849	10,889
726,595,515	6,364,251	2.22	18.77	13,818	2,872,108	1,631	339,052
856,015	630,963	6.98	120.17	122,575	90,349	7,123	5,251
996,536	769,463	7.71	75.33	129,287	99,827	13,229	10,214
381,654,493	6,019,592	2.65	24.26	13,151	2,268,259	1,439	248,169
499,469	359,978	5.77	73.61	86,609	62,421	6,785	4,890
1,752,412	1,337,165	10.96	116.46	159,944	122,044	15,047	11,481
573,908,140	5,712,265	2.45	23.84	14,633	2,331,891	1,504	239,654
779,079	551,795	6.98	112.85	111,595	79,039	6,903	4,889
1,388,686	1,072,514	8.66	109.51	160,308	123,809	12,681	9,794
425,653,601	5,944,038	2.20	18.50	13,168	2,697,926	1,568	321,225
699,114	502,858	6.58	107.55	106,325	76,478	6,500	4,676
1,072,638	832,769	8.74	79.89	122,708	95,267	13,427	10,424
122,101,999	6,117,950	2.60	27.35	14,411	2,355,266	1,369	223,703
519,807	376,112	6.33	77.68	82,076	59,387	6,692	4,842
670,150	513,037	6.06	62.67	110,561	84,641	10,693	8,186
38,943,937	3,390,537	1.62	9.22	10,263	2,094,353	1,801	367,599
457,570	333,831	5.54	62.43	82,598	60,261	7,330	5,348
1,124,277	879,454	8.66	85.28	129,756	101,500	13,184	10,313
1,537,387,384	6,353,215	2.74	26.36	13,734	2,320,612	1,426	240,989
589,556	435,187	6.50	83.23	90,664	66,924	7,083	5,229
642,060	497,884	4.73	50.99	135,843	105,339	12,592	9,765
132,120,939	4,646,900	1.78	12.69	12,966	2,611,304	1,818	366,205
348,859	251,170	3.97	50.29	87,815	63,224	6,937	4,995
689,891	532,033	6.90	57.47	99,966	77,092	12,004	9,257
117,425,208	4,647,931	2.28	24.05	14,080	2,040,121	1,334	193,230
400,985	295,501	5.46	56.32	73,451	54,129	7,120	5,247
672,905	518,531	6.41	58.07	104,922	80,852	11,588	8,930
173,571,807	5,097,049	2.54	24.57	12,833	2,005,916	1,327	207,443
375,695	272,416	5.03	57.03	74,671	54,144	6,588	4,777
760,690	588,328	6.93	56.25	109,814	84,932	13,523	10,459
131,183,540	4,975,714	2.50	25.55	13,009	1,987,684	1,274	194,728
382,799	280,179	5.04	54.76	75,885	55,542	6,990	5,116
965,738	796,428	7.70	56.37	125,417	103,429	17,133	14,129
184,039,601	6,326,113	3.49	36.21	14,270	1,814,770	1,374	174,717
516,228	420,047	5.16	53.62	99,996	81,365	9,627	7,834
586,178	455,754	6.97	50.39	84,127	65,409	11,633	9,045
138,386,450	5,736,519	3.62	41.76	13,788	1,585,410	1,195	137,377
333,079	249,993	5.16	48.85	64,491	48,404	6,819	5,118
1,004,752	798,147	8.07	67.10	124,456	98,865	14,973	11,894
324,087,668	6,466,785	2.79	31.43	15,450	2,315,062	1,373	205,775
496,850	374,243	5.66	64.74	87,793	66,128	7,674	5,780
231,835	173,220	3.13	23.91	73,986	55,280	9,695	7,244
12,866,682	1,691,558	1.36	6.01	7,662	1,245,740	1,730	281,370
176,794	127,845	2.97	23.90	59,493	43,021	7,396	5,348

Note : 1) Based on the Treatments(excluding pharmacy from Medical Service Use, including pharmacy in Treatment Days/Medical Expense /Benefit Amount) including Medical aid 2) Location of medical care institute

제 11 표  
Table 11

시도별 연령별  
Medical Treatment Activities

구 분 Division		계				
		진료실인원수 Patients	입내원일수 Visit	요양급여일수 Reimbursed Days	진료비 Medical Expense	급여비 Benefit
계 Total	계 T	50,295,532	1,180,539,199	12,386,540,932	121,827,666,899	93,881,607,023
	남자 M	24,690,720	518,789,711	5,732,968,801	57,130,477,787	44,407,162,924
	여자 F	25,604,812	661,749,488	6,653,572,131	64,697,189,112	49,474,444,099
서 울 Seoul	계 T	9,162,153	206,362,316	2,208,747,943	21,226,017,969	16,240,579,754
	남자 M	4,350,064	88,532,466	1,011,286,319	9,853,927,410	7,630,122,418
	여자 F	4,812,089	117,829,850	1,197,461,624	11,372,090,559	8,610,457,336
부 산 Busan	계 T	3,187,061	87,976,825	877,063,008	9,070,270,622	7,076,107,701
	남자 M	1,529,703	37,210,287	396,006,346	4,132,082,928	3,252,869,218
	여자 F	1,657,358	50,766,538	481,056,662	4,938,187,693	3,823,238,484
대 구 Daegu	계 T	2,302,304	57,281,821	597,994,085	5,770,732,835	4,496,476,978
	남자 M	1,112,709	24,861,369	272,439,026	2,677,679,087	2,104,020,035
	여자 F	1,189,595	32,420,452	325,555,059	3,093,053,748	2,392,456,944
인 천 Incheon	계 T	2,939,526	66,490,575	698,758,592	6,982,893,423	5,404,441,534
	남자 M	1,447,167	29,232,184	322,951,590	3,286,735,808	2,564,307,504
	여자 F	1,492,359	37,258,391	375,807,002	3,696,157,616	2,840,134,029
광 주 Gwangju	계 T	1,381,594	34,113,974	310,336,331	3,527,769,212	2,726,679,503
	남자 M	670,548	14,827,102	143,193,886	1,616,572,723	1,259,847,137
	여자 F	711,046	19,286,872	167,142,445	1,911,196,489	1,466,832,366
대 전 Daejeon	계 T	1,403,774	33,471,895	345,957,115	3,255,929,463	2,523,351,768
	남자 M	689,094	14,768,654	160,556,759	1,521,403,232	1,188,081,505
	여자 F	714,680	18,703,241	185,400,356	1,734,526,231	1,335,270,263
울 산 Ulsan	계 T	1,080,008	24,751,191	242,153,203	2,479,023,567	1,901,431,665
	남자 M	548,588	11,218,921	114,335,117	1,175,588,036	908,520,080
	여자 F	531,420	13,532,270	127,818,086	1,303,435,531	992,911,585
세 종 Sejong	계 T	379,419	8,047,124	75,431,638	731,417,875	554,487,644
	남자 M	187,380	3,646,013	36,478,806	342,728,594	260,850,128
	여자 F	192,039	4,401,111	38,952,832	388,689,280	293,637,515
경 기 Gyeonggi	계 T	13,455,871	285,502,619	3,074,217,912	29,289,773,984	22,357,667,243
	남자 M	6,684,140	127,632,011	1,446,704,808	13,899,779,871	10,695,800,015
	여자 F	6,771,731	157,870,608	1,627,513,104	15,389,994,112	11,661,867,228
강 원 Gangwon	계 T	1,475,707	32,409,771	401,481,746	3,637,982,586	2,815,468,693
	남자 M	729,246	14,573,377	185,770,603	1,750,889,651	1,365,622,321
	여자 F	746,461	17,836,394	215,711,143	1,887,092,935	1,449,846,372
충 북 Chungbuk	계 T	1,575,804	36,752,293	402,596,044	3,800,304,974	2,936,011,579
	남자 M	792,152	16,521,056	188,003,561	1,820,254,166	1,416,396,323
	여자 F	783,652	20,231,237	214,592,483	1,980,050,807	1,519,615,257
충 남 Chungnam	계 T	2,124,307	49,687,965	550,898,892	5,216,343,904	4,013,969,722
	남자 M	1,075,278	22,530,896	258,732,387	2,501,458,739	1,937,776,345
	여자 F	1,049,029	27,157,069	292,166,505	2,714,885,165	2,076,193,377
전 북 Jeonbuk	계 T	1,720,244	49,184,975	486,847,326	5,006,248,620	3,910,334,637
	남자 M	843,911	21,322,363	221,852,456	2,309,337,186	1,815,262,619
	여자 F	876,333	27,862,612	264,994,870	2,696,911,433	2,095,072,018
전 남 Jeonnam	계 T	1,773,279	51,230,015	496,990,555	5,437,254,485	4,220,992,293
	남자 M	882,466	22,335,911	227,469,977	2,527,488,047	1,979,605,734
	여자 F	890,813	28,894,104	269,520,578	2,909,766,438	2,241,386,558
경 북 Gyeongbuk	계 T	2,495,755	62,136,265	682,539,022	6,676,079,309	5,187,775,755
	남자 M	1,241,788	27,708,289	315,376,258	3,158,605,690	2,473,071,110
	여자 F	1,253,967	34,427,976	367,162,764	3,517,473,619	2,714,704,645
경 남 Gyeongnam	계 T	3,180,233	79,721,499	778,378,788	8,273,243,048	6,396,759,396
	남자 M	1,581,787	35,102,693	358,851,893	3,864,085,502	3,014,174,055
	여자 F	1,598,446	44,618,806	419,526,895	4,409,157,546	3,382,585,342
제 주 Jeju	계 T	658,493	15,418,076	156,148,732	1,446,381,024	1,119,071,158
	남자 M	324,699	6,766,119	72,959,009	691,861,115	540,836,376
	여자 F	333,794	8,651,957	83,189,723	754,519,909	578,234,781

주 : 진료일 기준(의료이용은 약국제외, 요양급여일수, 진료비와 급여비는 약국포함)이며, 의료급여 포함

# 진료실적 현황

## by Age and Province

(단위 : 명, 일, 천원)  
Unit : Person, Day, 1,000Won

진료실인원수 Patients	입내원일수 Visit	0 ~ 9세			진료비 Medical Expense	급여비 Benefit
		요양급여일수 Reimbursed Days				
<b>3,328,674</b>	<b>99,347,009</b>	<b>431,045,315</b>			<b>5,287,606,748</b>	<b>4,279,555,264</b>
<b>1,706,620</b>	<b>52,283,847</b>	<b>230,819,514</b>			<b>2,812,974,250</b>	<b>2,286,477,743</b>
<b>1,622,054</b>	<b>47,063,162</b>	<b>200,225,801</b>			<b>2,474,632,497</b>	<b>1,993,077,521</b>
508,015	15,349,581	66,355,650			789,581,515	637,193,975
260,888	8,111,498	35,757,314			423,870,907	343,835,439
247,127	7,238,083	30,598,336			365,710,608	293,358,536
191,472	5,712,056	24,541,091			325,207,054	264,889,960
98,250	3,026,828	13,262,063			173,075,172	141,524,410
93,222	2,685,228	11,279,028			152,131,882	123,365,551
149,137	4,368,170	19,122,089			233,553,627	189,318,685
76,510	2,301,517	10,279,473			124,759,037	101,625,706
72,627	2,066,653	8,842,616			108,794,590	87,692,979
205,038	6,289,774	26,884,714			323,754,315	261,622,911
105,103	3,311,879	14,366,896			171,557,288	139,076,131
99,935	2,977,895	12,517,818			152,197,027	122,546,780
99,924	3,008,454	13,105,401			184,594,725	149,475,936
51,167	1,572,036	6,998,932			98,850,907	80,499,811
48,757	1,436,418	6,106,469			85,743,818	68,976,125
96,186	3,139,932	14,207,467			168,385,390	137,156,900
49,528	1,656,184	7,621,336			90,160,906	73,774,714
46,658	1,483,748	6,586,131			78,224,484	63,382,186
79,081	2,264,594	9,560,893			123,004,242	99,577,911
40,604	1,194,673	5,148,395			65,035,105	52,654,351
38,477	1,069,921	4,412,498			57,969,137	46,923,560
43,245	1,430,996	6,353,782			69,465,546	55,644,832
21,996	745,429	3,370,169			35,606,940	28,452,344
21,249	685,567	2,983,613			33,858,606	27,192,487
995,105	30,650,581	132,330,546			1,557,997,743	1,257,218,371
509,509	16,124,599	70,651,239			828,912,040	671,798,507
485,596	14,525,982	61,679,307			729,085,703	585,419,864
89,704	2,388,142	10,682,595			126,327,876	102,996,525
45,861	1,250,988	5,695,406			67,720,008	55,565,838
43,843	1,137,154	4,987,189			58,607,867	47,430,688
103,873	3,058,086	13,242,173			168,672,033	137,183,036
53,219	1,605,367	7,064,716			89,995,911	73,722,920
50,654	1,452,719	6,177,457			78,676,122	63,460,117
145,811	4,114,315	18,798,219			222,989,319	180,127,611
74,762	2,167,294	10,053,565			117,738,730	95,473,945
71,049	1,947,021	8,744,654			105,250,588	84,653,666
101,618	3,069,872	13,438,367			166,042,080	134,043,669
51,924	1,592,298	7,128,385			87,163,545	70,758,560
49,694	1,477,574	6,309,982			78,878,534	63,285,109
106,835	2,964,741	12,414,998			179,571,134	145,961,081
54,596	1,542,400	6,572,925			93,881,399	76,421,190
52,239	1,422,341	5,842,073			85,689,735	69,539,891
151,173	4,016,628	18,247,544			231,124,946	189,147,809
77,669	2,116,263	9,809,425			123,196,024	101,274,607
73,504	1,900,365	8,438,119			107,928,922	87,873,202
211,366	6,120,255	25,731,722			349,274,954	283,128,079
108,811	3,229,809	13,803,873			185,619,433	151,080,486
102,555	2,890,446	11,927,849			163,655,521	132,047,593
51,091	1,400,832	6,028,064			68,060,251	54,867,972
26,223	734,785	3,235,402			35,830,897	28,938,786
24,868	666,047	2,792,662			32,229,354	25,929,186

Note : Based on the Treatments(excluding pharmacy from Medical Service Use, including pharmacy in Treatment Days/Medical Expense /Benefit Amount) including Medical aid

제 11 표  
Table 11

시도별 연령별  
Medical Treatment Activities

구 분 Division		10 ~ 19세				
		진료실인원수 Patients	입내원일수 Visit	요양급여일수 Reimbursed Days	진료비 Medical Expense	급여비 Benefit
계 Total	계 T	4,511,964	62,154,216	288,743,746	3,769,810,808	2,752,545,193
	남자 M	2,317,241	32,728,947	157,020,284	2,050,383,815	1,506,563,123
	여자 F	2,194,723	29,425,269	131,723,462	1,719,426,992	1,245,982,070
서 울 Seoul	계 T	703,622	10,324,677	49,448,597	627,621,920	454,255,388
	남자 M	360,130	5,444,606	27,146,331	343,464,126	250,368,645
	여자 F	343,492	4,880,071	22,302,266	284,157,794	203,886,743
부 산 Busan	계 T	253,971	3,590,928	16,668,914	226,245,993	166,893,009
	남자 M	129,975	1,901,209	9,200,955	123,429,941	91,588,036
	여자 F	123,996	1,689,719	7,467,959	102,816,052	75,304,973
대 구 Daegu	계 T	208,038	2,821,976	13,275,209	174,387,472	127,659,458
	남자 M	107,259	1,506,263	7,297,651	96,438,273	70,901,682
	여자 F	100,779	1,315,713	5,977,558	77,949,198	56,757,776
인 천 Incheon	계 T	265,979	3,759,638	17,036,634	220,708,122	161,345,660
	남자 M	136,236	1,972,217	9,189,462	120,164,141	88,453,335
	여자 F	129,743	1,787,421	7,847,172	100,543,981	72,892,325
광 주 Gwangju	계 T	143,959	1,945,650	8,846,173	130,036,113	96,314,644
	남자 M	74,093	1,027,752	4,844,290	70,823,995	52,589,263
	여자 F	69,866	917,898	4,001,883	59,212,118	43,725,381
대 전 Daejeon	계 T	134,307	1,949,300	9,268,879	113,509,580	83,521,933
	남자 M	69,269	1,030,219	5,031,508	62,017,795	45,840,506
	여자 F	65,038	919,081	4,237,371	51,491,785	37,681,427
울 산 Ulsan	계 T	106,809	1,383,178	6,193,332	86,010,582	63,068,531
	남자 M	55,539	742,924	3,434,466	47,992,586	35,397,934
	여자 F	51,270	640,254	2,758,866	38,017,996	27,670,596
세 종 Sejong	계 T	49,630	699,733	3,289,157	40,519,827	29,164,854
	남자 M	24,969	362,154	1,738,974	21,390,081	15,449,670
	여자 F	24,661	337,579	1,550,183	19,129,746	13,715,184
경 기 Gyeonggi	계 T	1,287,040	18,633,222	85,214,557	1,078,211,778	781,060,960
	남자 M	657,496	9,743,129	45,888,662	583,130,326	426,364,011
	여자 F	629,544	8,890,093	39,325,895	495,081,453	354,696,950
강 원 Gangwon	계 T	123,622	1,437,468	7,029,989	85,839,031	62,113,943
	남자 M	64,007	761,768	3,821,785	46,512,404	33,749,175
	여자 F	59,615	675,700	3,208,204	39,326,627	28,364,767
충 북 Chungbuk	계 T	140,590	1,788,103	8,466,719	107,473,707	78,322,265
	남자 M	72,601	947,879	4,607,725	58,884,625	43,131,121
	여자 F	67,989	840,224	3,858,994	48,589,082	35,191,143
충 남 Chungnam	계 T	197,571	2,474,147	11,959,551	147,110,990	106,233,384
	남자 M	101,932	1,304,504	6,475,867	79,760,491	57,883,575
	여자 F	95,639	1,169,643	5,483,684	67,350,499	48,349,809
전 북 Jeonbuk	계 T	158,887	2,138,116	9,760,307	134,635,803	101,018,210
	남자 M	81,874	1,119,181	5,276,798	72,017,007	54,140,815
	여자 F	77,013	1,018,935	4,483,509	62,618,796	46,877,395
전 남 Jeonnam	계 T	153,325	1,876,207	8,454,828	128,707,426	96,033,409
	남자 M	78,632	972,745	4,536,708	68,945,072	51,656,927
	여자 F	74,693	903,462	3,918,120	59,762,354	44,376,482
경 북 Gyeongbuk	계 T	209,669	2,474,361	11,930,126	160,769,268	118,177,418
	남자 M	109,367	1,321,472	6,579,496	88,810,768	65,618,615
	여자 F	100,302	1,152,889	5,350,630	71,958,500	52,558,803
경 남 Gyeongnam	계 T	306,431	3,938,057	17,633,865	252,331,786	185,931,699
	남자 M	158,480	2,081,762	9,621,594	136,418,501	100,912,585
	여자 F	147,951	1,856,295	8,012,271	115,913,284	85,019,114
제 주 Jeju	계 T	68,514	919,455	4,266,909	55,691,409	41,430,429
	남자 M	35,382	489,163	2,328,012	30,183,683	22,517,228
	여자 F	33,132	430,292	1,938,897	25,507,726	18,913,201

주 : 진료일 기준(의료이용은 약국제외, 요양급여일수, 진료비와 급여비는 약국포함)이며, 의료급여 포함

# 진료실적 현황 <계속> by Age and Province <Cont'd>

(단위 : 명, 일, 천원)  
Unit : Person, Day, 1,000Won

20 ~ 29세				
진료실인원수 Patients	입내원일수 Visit	요양급여일수 Reimbursed Days	진료비 Medical Expense	급여비 Benefit
5,952,113	64,668,180	377,341,109	5,252,808,416	3,822,676,049
3,016,639	28,591,336	174,282,318	2,431,639,856	1,779,109,489
2,935,474	36,076,844	203,058,791	2,821,168,561	2,043,566,560
1,315,402	15,159,413	89,126,673	1,192,480,762	858,921,475
597,936	6,081,379	37,554,195	502,535,182	365,893,133
717,466	9,078,034	51,572,478	689,945,579	493,028,341
358,540	4,050,683	22,951,307	320,879,601	233,925,391
178,000	1,748,471	10,423,452	146,635,135	107,759,103
180,540	2,302,212	12,527,855	174,244,465	126,166,288
267,147	2,839,312	16,653,043	225,587,671	164,790,598
136,303	1,287,787	7,925,833	106,241,857	77,949,105
130,844	1,551,525	8,727,210	119,345,814	86,841,494
346,488	3,768,806	21,904,327	308,789,422	224,694,281
174,321	1,635,241	9,947,783	140,706,931	102,747,022
172,167	2,133,565	11,956,544	168,082,492	121,947,259
182,483	1,969,195	10,969,012	169,344,275	123,710,776
92,162	884,527	5,068,812	81,159,000	59,740,631
90,321	1,084,668	5,900,200	88,185,275	63,970,146
191,631	2,110,833	12,318,742	166,643,715	121,927,152
96,930	938,468	5,650,524	77,250,899	56,788,106
94,701	1,172,365	6,668,218	89,392,816	65,139,047
116,062	1,217,744	6,735,973	99,983,718	72,771,749
64,392	598,470	3,405,535	51,313,681	37,577,391
51,670	619,274	3,330,438	48,670,037	35,194,358
36,541	398,401	2,380,673	31,720,593	23,111,830
18,096	168,410	1,058,856	14,073,228	10,258,373
18,445	229,991	1,321,817	17,647,365	12,853,457
1,616,541	17,426,024	103,628,647	1,417,907,087	1,029,794,477
831,694	7,770,578	48,264,689	660,220,097	481,853,462
784,847	9,655,446	55,363,958	757,686,990	547,941,016
152,698	1,493,976	9,005,326	127,647,785	94,004,625
82,476	699,070	4,413,740	60,978,049	44,600,727
70,222	794,906	4,591,586	66,669,736	49,403,897
176,697	1,866,993	10,882,110	151,812,551	111,555,401
95,896	881,145	5,374,130	74,420,005	54,753,435
80,801	985,848	5,507,980	77,392,546	56,801,967
221,788	2,271,192	13,365,852	192,253,069	140,785,003
120,276	1,065,290	6,590,086	93,565,396	68,508,942
101,512	1,205,902	6,775,766	98,687,672	72,276,061
183,056	2,002,555	11,236,197	163,574,905	120,643,043
96,381	938,378	5,446,547	78,997,250	57,960,784
86,675	1,064,177	5,789,650	84,577,656	62,682,259
170,459	1,791,764	9,937,823	156,003,899	114,708,196
93,433	867,309	4,975,134	79,255,582	58,459,802
77,026	924,455	4,962,689	76,748,317	56,248,394
237,253	2,349,243	13,764,391	195,595,146	143,515,933
132,058	1,148,111	7,070,460	98,475,890	72,251,768
105,195	1,201,132	6,693,931	97,119,256	71,264,165
308,572	3,204,298	18,070,278	271,651,147	198,645,623
169,599	1,543,055	9,037,689	137,183,175	100,724,581
138,973	1,661,243	9,032,589	134,467,972	97,921,042
70,755	747,748	4,410,735	60,933,070	45,170,496
36,686	335,647	2,074,853	28,628,499	21,283,126
34,069	412,101	2,335,882	32,304,571	23,887,370

Note : Based on the Treatments(excluding pharmacy from Medical Service Use, including pharmacy in Treatment Days/Medical Expense /Benefit Amount) including Medical aid

제 11 표  
Table 11

시도별 연령별  
Medical Treatment Activities

구 분 Division		30 ~ 39세				
		진료실인원수 Patients	입내원일수 Visit	요양급여일수 Reimbursed Days	진료비 Medical Expense	급여비 Benefit
계 Total	계 T	6,430,023	90,305,124	614,333,583	8,264,256,021	6,107,228,258
	남자 M	3,283,007	38,090,570	288,823,531	3,408,968,509	2,499,848,092
	여자 F	3,147,016	52,214,554	325,510,052	4,855,287,512	3,607,380,166
서 울 Seoul	계 T	1,381,752	19,995,978	132,322,342	1,795,817,652	1,314,699,305
	남자 M	672,552	8,036,136	59,404,835	708,200,227	517,365,733
	여자 F	709,200	11,959,842	72,917,507	1,087,617,425	797,333,572
부 산 Busan	계 T	371,919	5,457,166	36,496,054	491,660,824	363,321,486
	남자 M	187,087	2,248,697	16,739,621	201,994,754	149,094,624
	여자 F	184,832	3,208,469	19,756,433	289,666,070	214,226,862
대 구 Daegu	계 T	267,040	3,728,460	25,327,662	341,036,650	253,927,841
	남자 M	138,624	1,640,405	12,358,004	146,316,735	108,665,755
	여자 F	128,416	2,088,055	12,969,658	194,719,915	145,262,086
인 천 Incheon	계 T	404,541	5,617,792	38,533,034	520,572,168	384,832,003
	남자 M	206,220	2,341,511	17,847,355	213,947,018	156,707,941
	여자 F	198,321	3,276,281	20,685,679	306,625,150	228,124,062
광 주 Gwangju	계 T	167,339	2,426,173	15,494,672	234,710,821	174,258,558
	남자 M	83,961	1,025,977	7,159,271	98,118,703	72,318,036
	여자 F	83,378	1,400,196	8,335,401	136,592,118	101,940,522
대 전 Daejeon	계 T	180,235	2,577,686	17,754,094	228,778,217	170,521,880
	남자 M	92,924	1,118,588	8,469,929	97,073,824	71,836,303
	여자 F	87,311	1,459,098	9,284,165	131,704,393	98,685,577
울 산 Ulsan	계 T	133,912	1,865,209	11,967,685	166,319,453	122,488,979
	남자 M	71,689	839,216	5,826,961	71,939,488	52,487,592
	여자 F	62,223	1,025,993	6,140,724	94,379,966	70,001,387
세 종 Sejong	계 T	58,078	862,459	5,769,564	77,069,843	56,900,351
	남자 M	28,312	342,403	2,615,798	29,731,344	21,752,233
	여자 F	29,766	520,056	3,153,766	47,338,500	35,148,118
경 기 Gyeonggi	계 T	1,865,584	25,743,425	178,978,193	2,374,215,974	1,749,336,707
	남자 M	959,652	10,773,128	84,142,155	970,740,481	707,390,802
	여자 F	905,932	14,970,297	94,836,038	1,403,475,493	1,041,945,905
강 원 Gangwon	계 T	149,997	1,942,984	14,233,682	186,875,468	140,341,999
	남자 M	77,954	842,463	6,995,765	78,752,346	58,237,666
	여자 F	72,043	1,100,521	7,237,917	108,123,122	82,104,334
충 북 Chungbuk	계 T	187,026	2,568,944	17,706,183	229,968,386	171,855,334
	남자 M	101,346	1,162,406	8,939,427	99,765,332	73,326,415
	여자 F	85,680	1,406,538	8,766,756	130,203,054	98,528,919
충 남 Chungnam	계 T	254,024	3,384,460	24,681,779	311,917,728	231,782,024
	남자 M	136,465	1,502,969	12,186,277	132,139,468	96,481,195
	여자 F	117,559	1,881,491	12,495,502	179,778,260	135,300,829
전 북 Jeonbuk	계 T	168,350	2,499,464	16,544,985	227,299,854	170,459,934
	남자 M	85,988	1,084,712	7,831,772	95,746,946	70,962,708
	여자 F	82,362	1,414,752	8,713,213	131,552,908	99,497,226
전 남 Jeonnam	계 T	166,614	2,406,043	15,476,824	230,041,380	171,834,363
	남자 M	86,934	1,062,864	7,484,310	99,266,303	73,716,228
	여자 F	79,680	1,343,179	7,992,514	130,775,077	98,118,135
경 북 Gyeongbuk	계 T	251,895	3,387,762	23,949,074	315,614,947	236,121,974
	남자 M	134,209	1,543,481	12,118,229	140,254,429	104,400,928
	여자 F	117,686	1,844,281	11,830,845	175,360,518	131,721,046
경 남 Gyeongnam	계 T	344,823	4,779,677	31,900,773	438,636,351	324,053,911
	남자 M	180,900	2,085,409	15,387,562	187,512,833	137,365,914
	여자 F	163,923	2,694,268	16,513,211	251,123,518	186,687,996
제 주 Jeju	계 T	76,894	1,061,442	7,196,983	93,720,305	70,491,609
	남자 M	38,190	440,205	3,316,260	37,468,279	27,738,020
	여자 F	38,704	621,237	3,880,723	56,252,026	42,753,589

주 : 진료일 기준(의료이용은 약국제외, 요양급여일수, 진료비와 급여비는 약국포함)이며, 의료급여 포함



# 진료실적 현황 <계속> by Age and Province <Cont'd>

(단위 : 명, 일, 천원)  
Unit : Person, Day, 1,000Won

40 ~ 49세				
진료실인원수 Patients	입내원일수 Visit	요양급여일수 Reimbursed Days	진료비 Medical Expense	급여비 Benefit
7,538,289	121,914,217	1,202,407,086	11,941,782,134	8,883,563,549
3,766,218	55,103,848	616,154,717	5,598,384,192	4,184,079,144
3,772,071	66,810,369	586,252,369	6,343,397,942	4,699,484,405
1,339,640	21,836,546	210,379,174	2,119,800,297	1,562,866,746
651,023	9,500,066	106,379,104	959,748,312	712,978,864
688,617	12,336,480	104,000,070	1,160,051,984	849,887,882
452,685	7,891,514	75,748,373	776,217,714	583,640,456
224,277	3,518,049	38,316,805	359,581,864	272,136,181
228,408	4,373,465	37,431,568	416,635,850	311,504,275
335,322	5,654,526	54,640,429	543,384,862	409,540,578
162,685	2,519,609	27,389,524	252,420,122	191,477,656
172,637	3,134,917	27,250,905	290,964,740	218,062,922
459,041	7,367,371	74,094,166	747,650,494	558,602,952
231,645	3,324,717	38,123,461	354,202,833	265,264,912
227,396	4,042,654	35,970,705	393,447,662	293,338,039
214,892	3,707,830	32,537,017	369,499,763	275,711,781
104,586	1,650,437	16,050,112	171,817,328	128,642,274
110,306	2,057,393	16,486,905	197,682,435	147,069,507
208,298	3,517,306	34,501,357	326,132,885	243,882,863
101,989	1,550,124	17,196,041	148,691,897	111,487,010
106,309	1,967,182	17,305,316	177,440,989	132,395,853
170,388	2,770,332	26,105,453	263,528,984	195,125,403
86,559	1,299,003	13,350,421	122,180,443	90,527,459
83,829	1,471,329	12,755,032	141,348,541	104,597,944
74,364	1,170,107	11,403,739	108,784,285	79,713,785
36,486	516,435	5,860,004	49,312,524	36,123,304
37,878	653,672	5,543,735	59,471,762	43,590,481
2,173,483	33,701,844	346,733,290	3,344,445,405	2,467,073,370
1,091,687	15,101,790	178,952,679	1,558,314,559	1,152,134,880
1,081,796	18,600,054	167,780,611	1,786,130,846	1,314,938,490
194,193	2,928,154	31,855,753	297,965,161	224,012,353
96,615	1,344,673	16,416,026	142,109,212	107,227,143
97,578	1,583,481	15,439,727	155,855,949	116,785,211
221,185	3,588,693	35,628,015	338,217,121	253,693,385
112,770	1,668,988	18,414,983	163,406,370	123,065,145
108,415	1,919,705	17,213,032	174,810,751	130,628,241
314,355	4,916,335	51,811,881	480,506,002	357,831,567
164,608	2,346,709	27,617,366	236,669,876	177,127,035
149,747	2,569,626	24,194,515	243,836,126	180,704,531
232,166	4,133,360	38,397,127	390,938,042	296,253,176
116,528	1,923,324	19,345,505	189,049,679	143,671,565
115,638	2,210,036	19,051,622	201,888,363	152,581,611
228,297	3,897,312	35,191,474	387,829,633	291,430,906
118,971	1,896,461	18,330,614	194,364,085	147,301,344
109,326	2,000,851	16,860,860	193,465,548	144,129,563
337,014	5,388,708	54,053,998	524,581,075	395,385,743
171,788	2,573,836	28,318,883	256,168,041	194,364,613
165,226	2,814,872	25,735,115	268,413,034	201,021,130
479,437	7,815,209	73,454,699	770,120,422	574,628,268
242,468	3,622,061	37,870,574	367,547,887	275,875,840
236,969	4,193,148	35,584,125	402,572,535	298,752,427
103,529	1,629,070	15,871,141	152,179,989	114,170,218
51,533	747,566	8,222,615	72,799,161	54,673,919
51,996	881,504	7,648,526	79,380,828	59,496,299

Note : Based on the Treatments(excluding pharmacy from Medical Service Use, including pharmacy in Treatment Days/Medical Expense /Benefit Amount) including Medical aid

제 11 표  
Table 11

시도별 연령별  
Medical Treatment Activities

구 분 Division		50 ~ 59세				
		진료실인원수 Patients	입내원일수 Visit	요양급여일수 Reimbursed Days	진료비 Medical Expense	급여비 Benefit
계 Total	계 T	8,410,697	180,677,042	2,261,558,570	19,150,363,746	14,598,252,511
	남자 M	4,163,858	81,292,165	1,080,968,385	9,438,699,932	7,303,728,204
	여자 F	4,246,839	99,384,877	1,180,590,185	9,711,663,814	7,294,524,306
서 울 Seoul	계 T	1,445,209	30,576,518	387,802,729	3,224,408,147	2,443,174,644
	남자 M	695,031	13,173,465	182,787,715	1,552,021,386	1,195,964,778
	여자 F	750,178	17,403,053	205,015,014	1,672,386,761	1,247,209,866
부 산 Busan	계 T	514,847	12,360,517	144,745,731	1,294,857,464	1,002,712,427
	남자 M	246,553	5,428,035	66,940,753	621,419,065	490,093,891
	여자 F	268,294	6,932,482	77,804,978	673,438,399	512,618,536
대 구 Daegu	계 T	402,085	9,276,052	110,410,052	939,792,128	726,427,044
	남자 M	192,406	4,091,176	51,250,681	454,874,855	357,543,083
	여자 F	209,679	5,184,876	59,159,371	484,917,273	368,883,961
인 천 Incheon	계 T	499,666	10,792,220	138,385,227	1,186,469,689	906,845,828
	남자 M	244,082	4,701,790	64,468,275	570,609,656	442,724,321
	여자 F	255,584	6,090,430	73,916,952	615,860,034	464,121,507
광 주 Gwangju	계 T	231,329	5,462,543	58,376,057	579,380,135	444,656,799
	남자 M	112,306	2,414,822	27,549,045	276,409,398	215,488,368
	여자 F	119,023	3,047,721	30,827,012	302,970,737	229,168,430
대 전 Daejeon	계 T	233,895	5,257,635	65,031,588	526,625,369	403,661,774
	남자 M	114,768	2,325,438	30,672,713	254,435,077	197,628,135
	여자 F	119,127	2,932,197	34,358,875	272,190,292	206,033,638
울 산 Ulsan	계 T	199,261	4,286,213	51,930,872	445,261,505	336,814,425
	남자 M	98,808	1,929,190	24,538,501	215,241,437	165,150,044
	여자 F	100,453	2,357,023	27,392,371	230,020,068	171,664,382
세 종 Sejong	계 T	53,209	1,055,878	13,748,859	107,933,719	80,515,556
	남자 M	27,614	493,981	6,976,243	54,445,412	40,894,448
	여자 F	25,595	561,897	6,772,616	53,488,307	39,621,107
경 기 Gyeonggi	계 T	2,286,388	45,912,329	614,999,227	4,994,841,434	3,762,205,204
	남자 M	1,132,981	20,353,087	294,512,004	2,442,022,892	1,862,010,490
	여자 F	1,153,407	25,559,242	320,487,223	2,552,818,541	1,900,194,714
강 원 Gangwon	계 T	248,750	4,912,241	67,655,272	545,388,125	418,453,029
	남자 M	125,599	2,309,898	33,190,452	280,910,935	218,604,780
	여자 F	123,151	2,602,343	34,464,820	264,477,189	199,848,249
충 북 Chungbuk	계 T	265,288	5,668,236	71,499,054	584,800,215	447,280,205
	남자 M	134,024	2,603,383	34,545,450	294,797,288	228,660,516
	여자 F	131,264	3,064,853	36,953,604	290,002,927	218,619,689
충 남 Chungnam	계 T	343,686	7,178,051	94,511,011	764,334,469	581,473,912
	남자 M	179,299	3,426,814	46,619,547	391,285,261	301,045,524
	여자 F	164,387	3,751,237	47,891,464	373,049,207	280,428,388
전 북 Jeonbuk	계 T	289,689	6,995,459	80,293,724	708,058,181	548,357,684
	남자 M	147,777	3,305,702	39,006,063	362,464,520	284,708,332
	여자 F	141,912	3,689,757	41,287,661	345,593,662	263,649,352
전 남 Jeonnam	계 T	299,234	7,081,201	78,369,509	751,371,252	578,095,308
	남자 M	158,404	3,471,275	39,454,568	392,017,512	306,550,148
	여자 F	140,830	3,609,926	38,914,941	359,353,740	271,545,161
경 북 Gyeongbuk	계 T	425,523	9,209,743	113,617,895	961,416,177	741,887,660
	남자 M	216,274	4,415,751	55,485,821	496,468,289	389,500,668
	여자 F	209,249	4,793,992	58,132,074	464,947,888	352,386,992
경 남 Gyeongnam	계 T	559,817	12,383,108	142,055,216	1,305,196,333	998,782,769
	남자 M	280,741	5,774,653	68,692,995	657,803,804	512,495,939
	여자 F	279,076	6,608,455	73,362,221	647,392,529	486,286,831
제 주 Jeju	계 T	112,821	2,269,098	28,126,547	230,229,404	176,908,243
	남자 M	57,191	1,073,705	12,277,559	121,473,144	94,664,739
	여자 F	55,630	1,195,393	13,848,988	108,756,260	82,243,504

주 : 진료일 기준(의료이용은 약국제외, 요양급여일수, 진료비와 급여비는 약국포함)이며, 의료급여 포함

# 진료실적 현황 <계속> by Age and Province <Cont'd>

(단위 : 명, 일, 천원)  
Unit : Person, Day, 1,000Won

60 ~ 69세				
진료실인원수 Patients	입내원일수 Visit	요양급여일수 Reimbursed Days	진료비 Medical Expense	급여비 Benefit
7,605,138	239,008,019	3,238,180,767	27,905,910,077	21,632,894,138
3,714,322	107,204,611	1,517,309,384	14,164,213,415	11,170,438,947
3,890,816	131,803,408	1,720,871,383	13,741,696,662	10,462,455,191
1,319,663	40,464,073	558,735,152	4,673,192,177	3,609,769,798
618,295	17,141,824	253,273,125	2,299,558,233	1,812,766,890
701,368	23,322,249	305,462,027	2,373,633,945	1,797,002,908
550,949	19,561,769	245,089,465	2,219,439,741	1,741,352,784
258,080	8,496,443	109,497,300	1,091,866,322	873,775,172
292,869	11,065,326	135,592,165	1,127,573,419	867,577,612
360,131	12,132,482	158,363,667	1,346,182,116	1,056,544,835
171,106	5,364,892	72,508,860	674,040,923	538,304,690
189,025	6,767,590	85,854,807	672,141,193	518,240,145
440,706	13,873,816	188,055,844	1,670,305,102	1,301,698,492
215,934	6,117,136	88,040,928	844,142,713	669,005,955
224,772	7,756,680	100,014,916	826,162,390	632,692,536
182,521	6,572,995	76,395,130	761,318,686	593,947,082
86,663	2,879,225	35,009,037	367,759,736	292,520,086
95,858	3,693,770	41,386,093	393,558,950	301,426,996
199,483	6,608,426	89,404,137	728,095,383	568,595,358
95,999	2,916,022	41,232,157	362,231,722	287,526,575
103,484	3,692,404	48,171,980	365,863,661	281,068,783
167,965	5,248,564	68,459,365	602,839,608	465,428,399
84,344	2,424,838	32,573,212	304,101,356	237,902,035
83,621	2,823,726	35,886,153	298,738,252	227,526,365
37,190	1,105,386	15,828,986	129,897,825	99,511,183
18,431	504,273	7,621,003	66,701,921	51,672,127
18,759	601,113	8,207,983	63,195,904	47,839,056
1,849,460	53,284,757	773,625,767	6,455,961,928	4,960,229,081
914,917	23,911,271	366,903,557	3,303,044,239	2,578,696,641
934,543	29,373,486	406,722,210	3,152,917,689	2,381,532,440
270,369	7,521,263	115,097,253	929,855,999	685,378,788
134,481	3,481,805	55,259,163	483,912,565	380,169,535
135,888	4,039,458	59,838,090	445,943,434	339,239,298
257,615	7,976,924	110,934,934	925,649,852	719,408,832
129,464	3,660,984	53,221,186	481,064,726	378,499,910
128,151	4,315,940	57,713,748	444,585,125	339,095,520
326,204	9,934,865	141,277,172	1,178,056,656	909,801,175
164,494	4,635,787	67,652,457	614,082,120	481,149,952
161,710	5,299,078	73,624,715	563,974,537	428,651,223
282,298	10,234,220	127,452,918	1,137,132,004	890,975,052
140,075	4,722,960	60,498,323	583,635,914	464,544,718
142,223	5,511,260	66,954,595	553,496,090	426,430,334
302,687	10,948,908	130,713,622	1,259,740,734	976,809,333
154,528	5,167,814	63,655,150	655,469,195	517,548,704
148,159	5,781,094	67,058,472	604,271,540	459,260,628
442,857	13,733,422	188,131,827	1,602,778,853	1,245,062,351
221,705	6,522,396	90,440,037	842,879,917	665,264,513
221,152	7,211,026	97,691,790	759,898,936	579,797,838
522,432	16,938,637	212,312,709	1,975,029,801	1,533,978,321
259,823	7,940,147	101,218,224	1,024,308,752	809,563,794
262,609	8,998,490	111,094,485	950,721,049	724,414,527
92,608	2,867,512	38,302,819	310,433,611	242,186,632
45,983	1,316,794	18,705,665	165,413,063	131,527,651
46,625	1,550,718	19,597,154	145,020,548	110,658,980

Note : Based on the Treatments(excluding pharmacy from Medical Service Use, including pharmacy in Treatment Days/Medical Expense /Benefit Amount) including Medical aid

제 11 표  
Table 11

시도별 연령별  
Medical Treatment Activities

구 분 Division		70 ~ 79세				
		진료실인원수 Patients	입내원일수 Visit	요양급여일수 Reimbursed Days	진료비 Medical Expense	급여비 Benefit
계 Total	계 T	4,009,837	181,483,143	2,406,961,026	22,285,907,429	17,539,710,758
	남자 M	1,841,575	77,775,149	1,089,023,911	10,723,816,266	8,510,126,596
	여자 F	2,168,262	103,707,994	1,317,937,115	11,562,091,164	9,029,584,161
서 울 Seoul	계 T	744,022	32,333,277	446,766,671	3,962,525,519	3,107,858,787
	남자 M	336,679	13,487,072	200,425,588	1,892,014,873	1,499,354,099
	여자 F	407,343	18,846,205	246,341,083	2,070,510,645	1,608,504,688
부 산 Busan	계 T	322,157	16,593,834	201,509,265	1,949,146,867	1,544,152,723
	남자 M	145,548	7,004,781	89,904,133	919,616,047	732,073,291
	여자 F	176,609	9,589,053	111,605,132	1,029,530,820	812,079,431
대 구 Daegu	계 T	196,611	9,365,534	123,830,959	1,101,742,715	874,672,216
	남자 M	86,820	3,884,308	55,066,158	515,179,238	412,264,944
	여자 F	109,791	5,481,226	68,764,801	586,563,476	462,407,272
인 천 Incheon	계 T	200,940	9,078,832	120,144,446	1,165,654,647	927,433,430
	남자 M	93,336	3,867,556	54,471,825	565,274,635	453,265,975
	여자 F	107,604	5,211,276	65,672,621	600,380,012	474,167,455
광 주 Gwangju	계 T	99,965	4,911,224	59,028,791	600,734,338	472,796,533
	남자 M	44,467	2,101,535	26,806,923	281,877,028	223,757,202
	여자 F	55,498	2,809,689	32,221,868	318,857,310	249,039,331
대 전 Daejeon	계 T	100,037	4,798,584	63,795,990	565,089,339	449,005,361
	남자 M	46,181	2,065,626	29,479,568	270,601,256	216,383,621
	여자 F	53,856	2,732,958	34,316,422	294,488,082	232,621,740
울 산 Ulsan	계 T	72,312	3,364,408	41,157,063	414,308,530	326,980,980
	남자 M	34,894	1,511,182	18,923,202	205,388,834	163,445,482
	여자 F	37,418	1,853,226	22,233,861	208,919,696	163,535,498
세 종 Sejong	계 T	16,665	735,514	10,157,794	92,199,766	72,013,936
	남자 M	7,904	328,781	4,879,675	45,694,533	35,958,794
	여자 F	8,761	406,733	5,278,119	46,505,233	36,055,142
경 기 Gyeonggi	계 T	862,335	35,438,323	510,612,770	4,577,878,779	3,585,875,558
	남자 M	398,332	15,208,210	232,384,938	2,213,354,734	1,749,768,248
	여자 F	464,003	20,230,113	278,227,832	2,364,524,045	1,836,107,310
강 원 Gangwon	계 T	142,709	5,410,741	82,985,846	717,088,080	561,763,725
	남자 M	66,023	2,358,755	37,215,303	352,300,448	278,612,163
	여자 F	76,686	3,051,986	45,770,543	364,787,631	283,151,562
충 북 Chungbuk	계 T	130,364	5,678,782	77,802,142	706,485,115	555,409,748
	남자 M	61,195	2,477,397	35,797,759	343,950,243	271,969,264
	여자 F	69,169	3,201,385	42,004,383	362,534,871	283,440,483
충 남 Chungnam	계 T	181,557	8,005,752	109,472,961	992,104,802	776,362,474
	남자 M	85,527	3,582,032	50,731,775	492,172,837	388,226,740
	여자 F	96,030	4,423,720	58,741,186	499,931,964	388,135,733
전 북 Jeonbuk	계 T	173,640	9,119,974	108,211,902	1,044,424,447	826,928,658
	남자 M	80,053	3,948,702	48,777,486	501,855,896	400,233,998
	여자 F	93,587	5,171,272	59,434,416	542,568,551	426,694,661
전 남 Jeonnam	계 T	192,016	10,122,936	116,219,353	1,186,054,153	931,481,280
	남자 M	88,640	4,416,043	52,735,301	572,496,553	453,719,699
	여자 F	103,376	5,706,893	63,484,052	613,557,600	477,761,580
경 북 Gyeongbuk	계 T	254,951	11,166,977	150,202,300	1,393,656,234	1,095,707,332
	남자 M	118,316	4,933,960	68,383,624	681,030,227	538,845,896
	여자 F	136,635	6,233,017	81,818,676	712,626,008	556,861,436
경 남 Gyeongnam	계 T	271,328	12,897,958	155,599,830	1,560,976,243	1,230,353,235
	남자 M	125,439	5,595,264	69,895,488	747,815,703	593,888,726
	여자 F	145,889	7,302,694	85,704,342	813,160,541	636,464,509
제 주 Jeju	계 T	48,228	2,460,493	29,462,943	255,837,857	200,914,783
	남자 M	22,221	1,003,945	13,145,165	123,193,181	98,358,453
	여자 F	26,007	1,456,548	16,317,778	132,644,676	102,556,330

주 : 진료일 기준(의료이용은 약국제외, 요양급여일수, 진료비와 급여비는 약국포함)이며, 의료급여 포함

# 진료실적 현황 <계속> by Age and Province <Cont'd>

(단위 : 명, 일, 천원)  
Unit : Person, Day, 1,000Won

진료실인원수 Patients	입내원일수 Visit	80세 이상		
		요양급여일수 Reimbursed Days	진료비 Medical Expense	급여비 Benefit
2,508,797	140,982,249	1,565,969,730	17,969,221,520	14,265,181,303
881,240	45,719,238	578,566,757	6,501,397,552	5,166,791,585
1,627,557	95,263,011	987,402,973	11,467,823,967	9,098,389,718
404,828	20,322,253	267,810,955	2,840,589,980	2,251,839,636
157,530	7,556,420	108,558,112	1,172,514,163	931,594,838
247,298	12,765,833	159,252,843	1,668,075,817	1,320,244,798
170,521	12,758,358	109,312,808	1,466,615,363	1,175,219,466
61,933	3,837,774	41,721,264	494,464,627	394,824,511
108,588	8,920,584	67,591,544	972,150,736	780,394,955
116,793	7,095,309	76,370,975	865,065,595	693,595,722
40,996	2,265,412	28,362,842	307,408,047	245,287,414
75,797	4,829,897	48,008,133	557,657,548	448,308,308
117,127	5,942,326	73,720,200	838,989,463	677,365,977
40,290	1,960,137	26,495,605	306,130,595	247,061,911
76,837	3,982,189	47,224,595	532,858,868	430,304,066
59,182	4,109,910	35,584,078	498,150,356	395,807,394
21,143	1,270,791	13,707,464	169,756,628	134,291,466
38,039	2,839,119	21,876,614	328,393,728	261,515,928
59,702	3,512,193	39,674,861	432,669,586	345,078,546
21,506	1,167,985	15,202,983	158,939,855	126,816,535
38,196	2,344,208	24,471,878	273,729,730	218,262,012
34,218	2,350,949	20,042,567	277,766,945	219,175,289
11,759	679,425	7,134,424	92,395,107	73,377,794
22,459	1,671,524	12,908,143	185,371,839	145,797,495
10,497	588,650	6,499,084	73,826,470	57,911,317
3,572	184,147	2,358,084	25,772,612	20,288,835
6,925	404,503	4,141,000	48,053,857	37,622,481
519,935	24,712,114	328,094,915	3,488,313,856	2,764,873,514
187,872	8,646,219	125,004,885	1,340,040,504	1,065,782,974
332,063	16,065,895	203,090,030	2,148,273,352	1,699,090,540
103,665	4,374,802	62,936,030	620,995,062	492,373,662
36,230	1,523,957	22,762,963	237,693,684	188,855,295
67,435	2,850,845	40,173,067	383,301,378	303,518,367
93,166	4,557,532	56,434,714	587,225,993	463,116,776
31,637	1,513,507	20,038,185	213,969,665	169,267,597
61,529	3,044,025	36,396,529	373,256,328	293,849,178
139,311	7,408,848	85,020,466	927,070,870	729,572,573
47,915	2,499,497	30,805,447	344,044,559	271,879,436
91,396	4,909,351	54,215,019	583,026,310	457,693,137
130,540	8,991,955	81,511,799	1,034,143,304	821,655,210
43,311	2,687,106	28,541,577	338,406,430	268,281,140
87,229	6,304,849	52,970,222	695,736,874	553,374,070
153,812	10,140,903	90,212,124	1,157,934,874	914,638,417
48,328	2,939,000	29,725,267	371,792,347	294,231,692
105,484	7,201,903	60,486,857	786,142,527	620,406,725
185,420	10,409,421	108,641,867	1,290,542,662	1,022,769,536
60,402	3,133,019	37,170,283	431,322,105	341,549,504
125,018	7,276,402	71,471,584	859,220,558	681,220,032
176,027	11,644,300	101,619,696	1,350,026,012	1,067,257,492
55,526	3,230,533	33,323,894	419,875,414	332,266,190
120,501	8,413,767	68,295,802	930,150,598	734,991,303
34,053	2,062,426	22,482,591	219,295,127	172,930,776
11,290	624,309	7,653,478	76,871,209	61,134,453
22,763	1,438,117	14,829,113	142,423,919	111,796,323

Note : Based on the Treatments(excluding pharmacy from Medical Service Use, including pharmacy in Treatment Days/Medical Expense /Benefit Amount) including Medical aid

제 12 표  
Table 12

시도별  
Benefits for Major Cancer

구 분 Division		진료실인원수 Patients	입내원일수 Visit	요양급여일수 Reimbursed Days	진료비 Medical Expense	급여비 Benefit
계 Total	위암 (C16)	168,825	2,114,000	17,083,317	678,535,451	610,209,800
	간암 (C22)	83,912	1,682,798	21,098,960	809,680,980	737,510,242
	폐암 (C33~C34)	132,920	2,940,700	18,698,553	1,519,001,699	1,404,967,495
	대장암 (C18~C20)	167,802	2,969,661	14,807,721	983,571,011	892,686,337
	유방암 (C50)	262,314	4,543,857	63,416,670	1,632,388,110	1,459,763,469
	자궁경부암 (C53)	26,454	423,169	2,828,917	121,619,478	110,106,207
서울 Seoul	위암 (C16)	29,239	306,176	2,744,616	108,605,183	97,630,289
	간암 (C22)	14,389	262,284	3,673,041	136,128,218	123,832,480
	폐암 (C33~C34)	24,870	465,618	3,169,652	261,459,144	241,701,315
	대장암 (C18~C20)	31,883	479,154	2,500,905	176,300,798	160,177,853
	유방암 (C50)	55,229	794,727	12,877,037	311,616,669	277,320,887
	자궁경부암 (C53)	4,680	68,454	491,445	20,678,804	18,639,321
부산 Busan	위암 (C16)	12,641	191,734	1,486,627	57,997,457	52,380,235
	간암 (C22)	6,532	159,985	1,687,117	70,992,934	65,245,292
	폐암 (C33~C34)	8,693	235,831	1,380,592	110,229,208	101,845,689
	대장암 (C18~C20)	11,693	252,681	1,356,009	79,504,001	72,202,755
	유방암 (C50)	16,834	368,122	4,439,394	126,455,653	112,582,802
	자궁경부암 (C53)	2,074	39,820	296,035	11,018,618	9,934,848
대구 Daegu	위암 (C16)	7,600	99,428	941,534	30,541,616	27,690,222
	간암 (C22)	3,644	73,011	854,157	31,977,955	29,356,799
	폐암 (C33~C34)	6,291	154,958	927,909	76,440,350	71,136,902
	대장암 (C18~C20)	7,391	143,507	714,580	42,319,748	38,847,584
	유방암 (C50)	11,997	225,887	2,665,537	77,363,305	69,946,579
	자궁경부암 (C53)	1,344	20,969	116,578	5,398,621	4,923,171
인천 Incheon	위암 (C16)	8,353	102,271	762,373	36,464,244	33,191,315
	간암 (C22)	4,400	87,071	1,086,811	45,429,286	41,706,297
	폐암 (C33~C34)	7,048	156,143	1,006,410	92,491,551	86,099,324
	대장암 (C18~C20)	9,358	163,867	1,046,668	58,573,484	53,435,898
	유방암 (C50)	14,818	264,923	3,754,973	98,405,412	88,922,392
	자궁경부암 (C53)	1,355	20,994	160,402	7,432,682	6,817,050
광주 Gwangju	위암 (C16)	4,131	92,205	428,289	19,116,810	16,947,857
	간암 (C22)	2,310	68,183	585,845	22,443,100	20,238,222
	폐암 (C33~C34)	3,251	115,693	577,579	39,895,256	36,680,911
	대장암 (C18~C20)	3,898	117,066	397,747	27,096,355	24,401,319
	유방암 (C50)	6,423	252,709	1,738,801	51,515,103	45,743,992
	자궁경부암 (C53)	816	22,117	83,209	4,307,123	3,891,239
대전 Daejeon	위암 (C16)	5,485	62,409	538,918	19,315,479	17,275,634
	간암 (C22)	1,909	36,334	503,373	18,067,754	16,435,915
	폐암 (C33~C34)	3,429	70,815	473,620	39,245,028	36,326,849
	대장암 (C18~C20)	4,304	73,395	413,157	24,039,400	21,834,613
	유방암 (C50)	7,499	123,699	1,962,580	42,532,352	37,397,492
	자궁경부암 (C53)	712	11,756	84,487	3,291,630	3,010,249
울산 Ulsan	위암 (C16)	3,405	37,189	298,650	13,669,089	12,437,483
	간암 (C22)	1,627	29,405	421,135	14,957,469	13,605,516
	폐암 (C33~C34)	2,511	53,042	310,622	26,577,253	24,483,766
	대장암 (C18~C20)	2,719	44,432	229,095	14,084,030	12,839,837
	유방암 (C50)	5,392	78,707	1,332,567	28,924,846	25,513,855
	자궁경부암 (C53)	452	6,091	50,706	1,718,008	1,553,858
세종 Sejong	위암 (C16)	937	10,992	101,677	3,256,888	2,900,516
	간암 (C22)	347	7,241	93,691	4,144,826	3,770,537
	폐암 (C33~C34)	681	13,600	88,646	7,671,414	7,064,457
	대장암 (C18~C20)	776	10,798	51,594	3,751,943	3,408,246
	유방암 (C50)	1,790	30,628	431,390	11,589,171	10,351,111
	자궁경부암 (C53)	127	2,219	13,480	720,753	647,277

주 : 진료일 기준(의료이용은 약국제외, 요양급여일수, 진료비와 급여비는 약국포함)이며, 의료급여 포함

# 주요 암질환 급여현황

## Diseases by Province

(단위 : 명, 일, 천원)

Unit : Person, Day, 1,000Won

구 분 Division		진료실인원수 Patients	입내원일수 Visit	요양급여일수 Reimbursed Days	진료비 Medical Expense	급여비 Benefit
경 기 Gyeonggi	위 암 (C16)	39,558	437,664	3,688,898	153,944,310	138,460,439
	간 암 (C22)	18,956	351,604	4,867,315	184,947,618	168,499,283
	폐 암 (C33~C34)	32,211	631,199	4,124,616	351,433,082	324,831,873
	대장 암 (C18~C20)	42,115	641,805	3,098,523	233,228,428	211,936,236
	유방 암 (C50)	71,768	1,105,047	17,250,948	431,151,559	385,666,827
	자궁경부 암 (C53)	6,722	96,190	702,575	29,062,364	26,301,700
강 원 Gangwon	위 암 (C16)	5,533	61,561	510,211	22,389,968	20,077,001
	간 암 (C22)	3,147	50,932	770,543	27,575,179	25,006,798
	폐 암 (C33~C34)	4,578	87,198	656,724	50,445,679	46,799,439
	대장 암 (C18~C20)	6,392	95,395	546,171	33,710,630	30,396,645
	유방 암 (C50)	7,468	106,919	1,679,381	43,180,371	38,959,632
	자궁경부 암 (C53)	841	10,160	81,461	3,347,869	3,034,378
충 북 Chungbuk	위 암 (C16)	6,006	70,264	601,228	24,820,621	22,265,462
	간 암 (C22)	2,582	44,726	641,630	22,982,807	20,860,721
	폐 암 (C33~C34)	4,382	92,392	654,587	49,046,088	45,250,936
	대장 암 (C18~C20)	5,626	93,655	470,735	33,202,301	29,872,765
	유방 암 (C50)	7,677	117,037	1,807,064	47,310,369	42,570,222
	자궁경부 암 (C53)	805	11,877	78,559	3,844,383	3,484,248
충 남 Chungnam	위 암 (C16)	8,256	90,330	743,205	29,747,804	26,610,654
	간 암 (C22)	3,393	62,498	835,393	31,217,551	28,324,069
	폐 암 (C33~C34)	5,957	131,596	870,054	71,394,771	65,934,158
	대장 암 (C18~C20)	7,383	122,043	610,624	42,590,699	38,316,804
	유방 암 (C50)	9,854	148,164	2,376,599	59,384,510	53,086,199
	자궁경부 암 (C53)	1,036	15,787	117,507	4,936,639	4,466,881
전 북 Jeonbuk	위 암 (C16)	6,812	94,161	761,904	27,151,543	24,383,303
	간 암 (C22)	3,355	72,961	855,962	31,535,206	28,630,147
	폐 암 (C33~C34)	5,353	137,588	903,351	65,458,522	60,655,581
	대장 암 (C18~C20)	6,221	126,345	556,225	36,172,986	32,641,935
	유방 암 (C50)	8,934	158,043	2,131,786	47,672,734	42,726,799
	자궁경부 암 (C53)	980	17,026	94,420	4,501,163	4,081,758
전 남 Jeonnam	위 암 (C16)	6,902	123,213	763,677	30,608,527	27,209,693
	간 암 (C22)	4,686	113,105	1,179,256	44,347,037	39,911,643
	폐 암 (C33~C34)	5,929	175,221	972,787	69,224,660	63,685,791
	대장 암 (C18~C20)	6,386	166,495	668,268	44,272,712	39,900,527
	유방 암 (C50)	7,509	228,228	1,967,869	56,442,468	50,443,077
	자궁경부 암 (C53)	962	21,571	92,496	4,556,415	4,072,230
경 북 Gyeongbuk	위 암 (C16)	10,213	131,787	1,127,395	41,791,353	37,616,241
	간 암 (C22)	5,198	97,784	1,272,151	46,641,203	42,477,386
	폐 암 (C33~C34)	7,990	175,337	1,162,484	89,962,845	83,468,850
	대장 암 (C18~C20)	9,287	176,994	912,104	56,112,498	51,148,385
	유방 암 (C50)	11,695	203,432	2,658,118	77,346,218	69,973,061
	자궁경부 암 (C53)	1,398	21,588	136,209	6,426,029	5,866,298
경 남 Gyeongnam	위 암 (C16)	11,939	181,066	1,403,866	52,178,703	46,889,770
	간 암 (C22)	6,216	145,315	1,519,577	65,293,008	59,544,296
	폐 암 (C33~C34)	8,185	213,617	1,198,017	100,744,910	92,981,450
	대장 암 (C18~C20)	10,208	222,611	1,024,859	64,709,734	58,680,868
	유방 암 (C50)	14,646	293,587	3,681,625	102,991,010	92,031,345
	자궁경부 암 (C53)	1,785	31,261	196,855	8,851,926	8,000,397
제 주 Jeju	위 암 (C16)	1,815	21,550	180,249	6,935,858	6,243,688
	간 암 (C22)	1,221	20,359	251,963	10,999,830	10,064,842
	폐 암 (C33~C34)	1,561	30,852	220,903	17,281,939	16,020,204
	대장 암 (C18~C20)	2,162	39,418	210,457	13,901,264	12,644,069
	유방 암 (C50)	2,781	43,998	661,001	18,506,359	16,527,195
	자궁경부 암 (C53)	365	5,289	32,493	1,526,452	1,381,303

Note : Based on the Treatments(excluding pharmacy from Medical Service Use, including pharmacy in Treatment Days/Medical Expense /Benefit Amount) including Medical aid

제 13 표  
Table 13

시도별  
Benefits for Chronic

구 분 Division		진료실인원수 Patients	입내원일수 Visit	요양급여일수 Reimbursed Days	진료비 Medical Expense	급여비 Benefit
계 Total	고혈압 (I10~I15)	7,823,547	52,763,946	2,064,982,704	4,896,403,650	3,557,421,269
	당뇨 (E10~E14)	4,097,623	29,067,392	1,045,231,289	3,962,336,812	2,860,994,061
	주관 질환 (K00~K01, K03~K08)	23,168,234	69,351,746	125,156,977	5,414,273,538	3,848,417,836
	정신 질환 (M00~M19, M22~M25)	7,480,874	41,175,138	455,571,749	4,054,202,355	2,980,222,259
	정신 질환 (F)	4,481,234	82,081,509	815,551,538	7,197,900,943	5,804,140,517
	전염병 (A, B)	11,088,727	29,129,452	239,034,104	2,995,250,987	2,280,436,297
	간 질환 (K70~K77)	1,614,585	4,591,815	104,793,095	864,878,651	638,518,526
서울 Seoul	고혈압 (I10~I15)	1,330,951	8,788,665	347,665,939	811,663,566	591,560,145
	당뇨 (E10~E14)	682,692	4,604,965	174,156,938	638,218,363	456,894,381
	주관 질환 (K00~K01, K03~K08)	4,617,283	14,007,944	24,605,389	1,069,110,693	758,692,043
	정신 질환 (M00~M19, M22~M25)	1,305,449	6,909,786	76,209,917	666,650,384	489,018,190
	정신 질환 (F)	832,153	10,502,678	147,714,486	1,022,741,615	806,581,506
	전염병 (A, B)	1,984,742	5,185,781	41,822,302	535,747,102	409,760,113
	간 질환 (K70~K77)	294,829	804,663	19,879,684	150,094,870	109,517,293
부산 Busan	고혈압 (I10~I15)	488,787	3,410,382	128,340,602	314,589,416	231,363,473
	당뇨 (E10~E14)	273,305	2,044,548	68,218,735	274,969,206	203,518,512
	주관 질환 (K00~K01, K03~K08)	1,473,621	4,776,051	8,070,491	378,708,775	270,891,130
	정신 질환 (M00~M19, M22~M25)	550,287	3,411,718	36,332,589	343,259,580	253,287,352
	정신 질환 (F)	329,500	9,146,568	65,230,075	745,664,331	610,240,782
	전염병 (A, B)	733,807	2,048,542	17,311,961	207,600,688	158,733,492
	간 질환 (K70~K77)	114,631	362,573	8,026,897	66,534,766	50,013,856
대구 Daegu	고혈압 (I10~I15)	344,732	2,540,312	93,111,546	228,442,807	168,310,682
	당뇨 (E10~E14)	192,071	1,487,112	50,421,679	192,233,569	141,917,159
	주관 질환 (K00~K01, K03~K08)	1,021,850	2,976,676	5,329,183	234,474,201	168,198,797
	정신 질환 (M00~M19, M22~M25)	374,160	2,185,990	25,246,778	209,356,237	154,814,151
	정신 질환 (F)	224,180	4,687,779	40,558,637	396,322,443	326,905,525
	전염병 (A, B)	502,888	1,288,538	11,430,422	122,210,370	92,627,152
	간 질환 (K70~K77)	80,140	218,661	4,603,804	39,478,918	29,554,049
인천 Incheon	고혈압 (I10~I15)	468,663	3,105,747	124,005,999	295,735,148	214,699,637
	당뇨 (E10~E14)	248,725	1,746,375	64,652,710	242,051,845	174,262,444
	주관 질환 (K00~K01, K03~K08)	1,334,816	4,230,456	7,640,963	321,352,557	229,133,231
	정신 질환 (M00~M19, M22~M25)	396,028	2,186,805	22,716,463	221,854,374	163,102,596
	정신 질환 (F)	238,467	3,586,786	42,407,763	320,378,209	259,987,828
	전염병 (A, B)	610,333	1,578,878	12,853,073	168,275,092	128,985,304
	간 질환 (K70~K77)	95,984	264,213	6,230,092	49,977,069	36,932,450
광주 Gwangju	고혈압 (I10~I15)	178,589	1,434,781	46,102,822	124,906,821	92,159,705
	당뇨 (E10~E14)	102,426	908,126	26,060,028	111,090,730	82,289,263
	주관 질환 (K00~K01, K03~K08)	655,866	1,957,216	3,320,818	141,669,374	101,432,649
	정신 질환 (M00~M19, M22~M25)	180,156	991,781	9,960,772	102,711,521	75,544,551
	정신 질환 (F)	111,990	2,849,589	19,846,094	246,499,274	200,612,661
	전염병 (A, B)	346,742	941,897	7,340,286	99,869,399	75,758,984
	간 질환 (K70~K77)	39,012	117,296	2,368,453	21,747,157	16,305,920
대전 Daejeon	고혈압 (I10~I15)	206,727	1,505,517	55,448,582	130,610,483	95,936,924
	당뇨 (E10~E14)	110,113	863,952	29,553,575	110,168,179	81,038,457
	주관 질환 (K00~K01, K03~K08)	653,798	1,841,802	3,532,589	141,885,300	101,084,643
	정신 질환 (M00~M19, M22~M25)	191,721	1,081,511	14,033,356	104,867,162	77,631,919
	정신 질환 (F)	131,958	2,145,336	23,607,117	174,448,362	141,182,865
	전염병 (A, B)	314,792	819,771	6,458,530	75,822,435	57,907,984
	간 질환 (K70~K77)	47,095	130,131	3,075,143	26,001,280	19,548,878
울산 Ulsan	고혈압 (I10~I15)	149,461	955,188	39,945,886	85,713,041	61,579,451
	당뇨 (E10~E14)	81,107	566,652	20,347,706	74,232,655	53,437,009
	주관 질환 (K00~K01, K03~K08)	471,114	1,383,086	2,461,958	99,896,878	70,583,915
	정신 질환 (M00~M19, M22~M25)	152,349	854,996	8,655,306	80,776,277	58,489,366
	정신 질환 (F)	81,004	1,984,197	15,119,337	160,282,520	127,961,251
	전염병 (A, B)	251,135	661,948	5,430,045	63,000,649	47,044,309
	간 질환 (K70~K77)	35,110	93,563	1,734,968	16,987,840	12,832,220
세종 Sejong	고혈압 (I10~I15)	42,354	262,882	10,858,649	24,844,648	17,887,156
	당뇨 (E10~E14)	20,498	131,837	5,308,301	19,549,091	13,932,960
	주관 질환 (K00~K01, K03~K08)	179,623	462,706	799,262	32,210,141	22,666,184
	정신 질환 (M00~M19, M22~M25)	36,815	182,775	2,352,666	17,566,538	12,767,433
	정신 질환 (F)	29,758	411,783	5,081,829	36,591,988	28,728,911
	전염병 (A, B)	92,916	237,006	1,830,400	19,547,149	14,551,000
	간 질환 (K70~K77)	9,885	23,535	558,401	4,267,945	3,059,182

주 : 진료일 기준(의료이용은 약국제외, 요양급여일수, 진료비와 급여비는 약국포함)이며, 의료급여 포함



# 만성질환 급여현황

## Diseases by City, Province

(단위 : 명, 일, 천원)  
Unit : Person, Day, 1,000Won

구 분 Division		진료실인원수 Patients	입내원일수 Visit	요양급여일수 Reimbursed Days	진료비 Medical Expense	급여비 Benefit
경 기 Gyeonggi	고혈압 (I10~I15)	1,980,215	12,213,899	521,318,817	1,192,644,222	857,576,554
	당뇨 (E10~E14)	1,027,727	6,670,546	264,520,820	967,200,227	686,134,087
	치주질환 (K00~K01, K03~K08)	6,311,513	18,673,323	33,451,568	1,402,464,550	991,591,227
	관절염 (M00~M19, M22~M25)	1,764,724	8,505,850	102,005,581	865,396,246	630,255,926
	정신질환 (F)	1,068,916	14,249,059	191,147,807	1,330,020,291	1,053,284,859
	염병 (A, B)	2,927,847	7,363,593	59,672,717	727,078,160	549,070,533
	간질환 (K70~K77)	409,008	1,107,728	27,936,748	211,992,147	154,071,605
강 원 Gangwon	고혈압 (I10~I15)	298,523	1,941,025	79,984,581	190,177,178	137,697,578
	당뇨 (E10~E14)	144,684	937,622	36,948,255	137,031,789	98,688,189
	치주질환 (K00~K01, K03~K08)	629,699	1,862,211	3,644,537	161,555,752	115,262,863
	관절염 (M00~M19, M22~M25)	241,475	1,233,416	15,516,355	124,724,285	92,096,969
	정신질환 (F)	136,376	1,981,607	24,795,458	168,968,207	136,887,741
	염병 (A, B)	289,683	742,820	6,492,397	85,905,632	65,750,921
	간질환 (K70~K77)	51,221	147,197	3,391,947	30,863,835	22,853,487
충 북 Chungbuk	고혈압 (I10~I15)	279,884	1,916,748	76,886,522	177,565,840	128,664,706
	당뇨 (E10~E14)	138,973	987,824	36,246,274	133,853,807	96,337,261
	치주질환 (K00~K01, K03~K08)	693,584	2,062,656	3,989,618	170,529,295	121,204,328
	관절염 (M00~M19, M22~M25)	248,267	1,434,095	16,087,841	136,407,142	101,633,635
	정신질환 (F)	145,884	2,370,013	26,038,111	199,085,411	161,440,138
	염병 (A, B)	317,195	826,469	6,623,043	87,364,883	67,035,384
	간질환 (K70~K77)	44,445	129,787	2,845,980	24,650,943	18,352,388
충 남 Chungnam	고혈압 (I10~I15)	379,741	2,545,914	102,271,575	233,595,375	168,553,461
	당뇨 (E10~E14)	191,684	1,348,380	48,092,571	182,028,885	131,183,438
	치주질환 (K00~K01, K03~K08)	922,680	2,676,337	5,184,855	220,532,085	156,253,683
	관절염 (M00~M19, M22~M25)	333,683	1,818,633	21,168,623	178,928,237	132,055,855
	정신질환 (F)	199,332	3,657,459	36,835,714	317,886,377	254,865,575
	염병 (A, B)	460,229	1,215,136	9,293,380	126,494,316	97,055,218
	간질환 (K70~K77)	70,374	192,657	4,359,839	36,211,470	26,660,436
전 북 Jeonbuk	고혈압 (I10~I15)	309,785	2,469,193	81,514,074	217,732,062	160,756,439
	당뇨 (E10~E14)	164,543	1,368,878	41,330,474	172,578,172	127,555,781
	치주질환 (K00~K01, K03~K08)	765,219	2,346,502	4,433,375	196,922,061	141,650,017
	관절염 (M00~M19, M22~M25)	301,575	1,957,122	19,705,755	177,895,910	133,468,948
	정신질환 (F)	182,384	4,460,076	33,469,367	380,439,180	310,770,077
	염병 (A, B)	405,815	1,149,142	8,642,748	122,917,738	94,595,070
	간질환 (K70~K77)	60,900	183,446	3,651,366	31,472,147	23,575,480
전 남 Jeonnam	고혈압 (I10~I15)	334,804	2,514,737	86,700,871	227,468,488	166,412,357
	당뇨 (E10~E14)	178,373	1,475,678	42,974,887	186,246,482	136,537,368
	치주질환 (K00~K01, K03~K08)	756,246	2,300,792	4,376,733	196,360,290	140,129,887
	관절염 (M00~M19, M22~M25)	344,929	2,330,709	20,193,054	218,156,131	161,265,832
	정신질환 (F)	182,092	5,147,495	33,275,708	448,782,762	364,370,728
	염병 (A, B)	430,216	1,244,947	10,541,426	147,493,216	112,611,011
	간질환 (K70~K77)	62,710	207,724	3,856,488	38,862,153	28,926,791
경 북 Gyeongbuk	고혈압 (I10~I15)	441,276	3,197,327	118,276,864	284,029,182	206,653,052
	당뇨 (E10~E14)	236,384	1,741,164	59,909,415	227,860,413	165,265,928
	치주질환 (K00~K01, K03~K08)	1,029,696	2,966,582	5,582,302	262,460,202	186,823,312
	관절염 (M00~M19, M22~M25)	430,900	2,411,737	27,840,284	246,510,269	181,872,475
	정신질환 (F)	243,722	6,433,162	46,422,644	543,807,587	445,756,448
	염병 (A, B)	518,492	1,384,186	12,339,373	146,530,885	112,149,377
	간질환 (K70~K77)	81,083	239,394	4,954,238	43,979,452	32,758,240
경 남 Gyeongnam	고혈압 (I10~I15)	490,320	3,323,505	128,292,188	301,038,328	217,307,735
	당뇨 (E10~E14)	257,841	1,879,776	63,691,041	248,202,035	179,632,665
	치주질환 (K00~K01, K03~K08)	1,365,174	3,994,424	7,260,704	323,322,260	229,335,651
	관절염 (M00~M19, M22~M25)	528,415	3,044,346	30,809,627	305,029,925	224,211,662
	정신질환 (F)	283,848	7,725,731	52,923,222	639,090,342	521,341,434
	염병 (A, B)	752,997	2,083,464	17,339,325	224,506,541	170,496,294
	간질환 (K70~K77)	97,937	308,711	6,296,082	60,239,471	44,859,253
제 주 Jeju	고혈압 (I10~I15)	98,735	638,124	24,257,187	55,647,045	40,302,214
	당뇨 (E10~E14)	46,477	303,957	12,797,880	44,821,367	32,369,160
	치주질환 (K00~K01, K03~K08)	286,452	832,982	1,472,632	60,819,124	43,484,276
	관절염 (M00~M19, M22~M25)	99,941	633,868	6,736,782	54,112,135	38,705,396
	정신질환 (F)	59,670	742,191	11,078,169	66,892,045	53,222,189
	염병 (A, B)	148,898	357,334	3,612,676	34,886,733	26,304,151
	간질환 (K70~K77)	20,221	60,536	1,022,965	11,517,189	8,696,999

Note : Based on the Treatments(excluding pharmacy from Medical Service Use, including pharmacy in Treatment Days/Medical Expense /Benefit Amount) including Medical aid

제 14-1 표  
Table 14-1

# 시도별 요양급여일수 Benefits For Each Section of Days

구 분 Division		진료실인원수 Patients	입내원일수 Visit	요양급여일수 Reimbursed Days	진료비 Medical Expense	급여비 Benefit
계 Total	179일이하	2,114,533	10,990,715	120,928,706	483,054,805	362,863,826
	180~239일	581,682	5,467,049	114,870,285	287,328,657	209,257,531
	240~359일	2,333,149	32,324,909	704,003,284	1,628,309,483	1,179,829,314
	360일이상	2,921,881	46,795,940	1,125,180,429	2,497,710,705	1,805,470,599
서 울 Seoul	179일이하	374,365	1,939,302	20,739,205	83,436,309	63,447,519
	180~239일	105,208	916,315	20,624,860	49,585,972	36,120,478
	240~359일	375,411	4,962,947	112,434,599	256,106,702	186,080,391
	360일이상	500,928	7,704,317	193,867,275	422,534,583	305,911,757
부 산 Busan	179일이하	135,048	752,838	7,448,924	33,331,030	25,556,804
	180~239일	34,841	353,063	6,907,056	18,298,278	13,557,253
	240~359일	145,324	2,090,943	43,972,861	104,280,455	76,455,003
	360일이상	182,316	2,978,251	70,011,761	158,679,653	115,794,414
대 구 Daegu	179일이하	88,543	502,063	5,034,821	21,784,953	16,791,832
	180~239일	22,942	239,778	4,556,926	11,758,110	8,692,723
	240~359일	102,638	1,537,428	31,208,906	74,521,528	54,737,335
	360일이상	136,262	2,390,457	52,310,893	120,378,216	88,088,792
인 천 Incheon	179일이하	123,933	647,781	7,301,436	28,361,914	21,362,853
	180~239일	34,902	326,938	6,902,975	17,312,979	12,652,240
	240~359일	143,141	1,969,048	43,188,203	100,586,418	72,817,290
	360일이상	173,658	2,729,253	66,613,385	149,473,836	107,867,255
광 주 Gwangju	179일이하	51,666	313,406	2,869,670	14,017,038	10,818,614
	180~239일	12,996	139,693	2,587,719	7,156,332	5,287,042
	240~359일	53,525	833,408	16,265,026	41,791,812	30,619,998
	360일이상	63,017	1,191,013	24,380,407	61,941,639	45,434,050
대 전 Daejeon	179일이하	53,044	302,094	3,105,424	12,542,119	9,642,363
	180~239일	14,327	145,945	2,845,363	7,110,007	5,228,700
	240~359일	60,793	897,148	18,434,952	42,189,983	30,862,051
	360일이상	80,499	1,385,192	31,062,843	68,768,374	50,203,810
울 산 Ulsan	179일이하	38,056	186,272	2,188,200	7,941,622	5,832,862
	180~239일	10,327	96,684	2,044,083	4,694,483	3,358,599
	240~359일	46,556	633,010	14,079,997	29,992,019	21,519,705
	360일이상	56,840	870,208	21,633,606	43,084,917	30,868,285
세 종 Sejong	179일이하	11,927	59,028	740,462	2,588,387	1,898,392
	180~239일	3,435	29,631	675,008	1,561,158	1,121,352
	240~359일	12,639	165,598	3,785,936	8,285,716	5,940,170
	360일이상	14,678	228,950	5,657,243	12,409,387	8,927,241

주 : 진료일 기준이며, 의료급여 포함

# 구간별 급여현황 (고혈압)

## of Treatment by Province (Hypertension)

(단위 : 명, 일, 천원)

Unit : Person, Day, 1,000Won

구 분 Division		진료실인원수 Patients	입내원일수 Visit	요양급여일수 ReimbursedDays	진료비 Medical Expense	급여비 Benefit
경 기 Gyeonggi	179일이하	535,509	2,566,984	31,280,408	115,112,229	84,662,580
	180~239일	154,219	1,338,669	30,313,705	72,991,249	52,569,309
	240~359일	587,950	7,609,656	176,196,425	396,599,977	284,857,248
	360일이상	734,889	10,930,603	283,528,279	607,940,767	435,487,417
강 원 Gangwon	179일이하	75,581	377,093	4,241,998	16,949,670	12,655,933
	180~239일	20,749	187,131	4,087,139	10,484,975	7,643,958
	240~359일	88,749	1,180,812	26,873,304	62,633,005	45,269,112
	360일이상	117,065	1,757,686	44,782,140	100,109,528	72,128,575
충 북 Chungbuk	179일이하	67,765	332,937	4,034,174	14,998,954	11,112,807
	180~239일	19,252	184,362	3,817,038	9,376,441	6,806,970
	240~359일	86,163	1,201,791	26,170,292	59,033,485	42,664,897
	360일이상	111,569	1,809,811	42,865,018	94,156,959	68,080,032
충 남 Chungnam	179일이하	96,045	477,251	5,765,779	21,042,243	15,596,118
	180~239일	28,117	260,608	5,559,794	13,398,290	9,672,542
	240~359일	116,777	1,585,141	35,254,495	78,814,673	56,741,927
	360일이상	143,703	2,298,940	55,691,507	120,340,170	86,542,874
전 북 Jeonbuk	179일이하	86,049	517,032	5,033,024	22,526,940	17,350,929
	180~239일	22,205	252,057	4,449,184	12,827,336	9,534,308
	240~359일	98,067	1,578,412	30,033,037	76,963,171	56,454,863
	360일이상	108,823	2,076,198	41,998,829	105,414,615	77,416,339
전 남 Jeonnam	179일이하	95,322	518,893	5,367,554	24,191,581	18,230,740
	180~239일	24,328	258,246	4,844,845	13,540,018	9,953,188
	240~359일	101,457	1,560,939	30,860,363	77,442,544	56,442,527
	360일이상	118,169	2,180,556	45,628,109	112,294,344	81,785,902
경 북 Gyeongbuk	179일이하	113,912	618,225	6,643,882	26,833,950	20,272,642
	180~239일	31,638	325,138	6,284,192	16,262,667	11,878,348
	240~359일	138,108	2,064,727	42,020,928	98,475,102	71,456,616
	360일이상	165,487	2,819,180	63,327,862	142,457,462	103,045,445
경 남 Gyeongnam	179일이하	134,683	688,836	7,462,817	30,121,923	22,228,669
	180~239일	34,728	340,064	6,886,600	17,419,401	12,598,202
	240~359일	147,508	2,070,628	44,647,175	101,817,745	73,330,435
	360일이상	181,277	2,959,656	69,295,596	151,679,259	109,150,429
제 주 Jeju	179일이하	33,085	190,680	1,670,928	7,273,944	5,402,168
	180~239일	7,468	72,727	1,483,798	3,550,959	2,582,318
	240~359일	28,343	383,273	8,576,785	18,775,147	13,579,747
	360일이상	32,701	485,669	12,525,676	26,046,995	18,737,980

Note : Based on the Treatments including medical aid

제 14-2 표  
Table 14-2

# 시도별 요양급여일수 Benefits For Each Section of Days

구 분 Division		진료실인원수 Patients	입내원일수 Visit	요양급여일수 Reimbursed Days	진료비 Medical Expense	급여비 Benefit
계 Total	179일이하	1,325,517	6,650,185	64,900,898	467,630,573	356,819,855
	180~239일	287,978	3,016,439	57,631,376	233,870,322	171,659,960
	240~359일	1,134,113	16,636,779	346,641,743	1,250,587,239	898,028,251
	360일이상	1,456,521	24,365,953	576,057,272	2,010,248,678	1,434,485,995
서울 Seoul	179일이하	226,105	1,087,422	10,742,551	75,019,474	57,447,652
	180~239일	50,314	472,322	9,997,648	38,090,013	27,730,270
	240~359일	176,752	2,399,307	53,699,667	188,866,180	134,701,252
	360일이상	249,744	3,801,539	99,717,072	336,242,696	237,015,206
부산 Busan	179일이하	93,022	495,933	4,244,185	35,099,006	27,346,530
	180~239일	17,703	206,304	3,558,197	16,154,162	12,234,107
	240~359일	74,231	1,132,540	22,789,207	85,846,025	62,953,478
	360일이상	95,631	1,673,216	37,627,146	137,870,013	100,984,397
대구 Daegu	179일이하	59,015	317,231	2,933,234	22,709,175	18,072,212
	180~239일	12,355	144,649	2,486,564	10,600,494	8,016,320
	240~359일	54,086	861,708	16,633,110	60,071,502	43,936,756
	360일이상	71,907	1,321,242	28,368,771	98,852,398	71,891,871
인천 Incheon	179일이하	76,038	377,338	3,895,500	26,124,954	19,910,897
	180~239일	17,555	178,764	3,516,413	13,747,423	10,020,136
	240~359일	71,786	1,041,643	21,922,436	78,938,896	56,585,275
	360일이상	89,739	1,473,130	35,318,361	123,240,572	87,746,135
광주 Gwangju	179일이하	33,509	202,627	1,677,147	14,453,057	11,336,525
	180~239일	7,065	89,128	1,423,907	6,900,185	5,189,429
	240~359일	29,177	487,688	8,950,995	35,326,228	25,823,232
	360일이상	35,302	730,078	14,007,979	54,411,259	39,940,077
대전 Daejeon	179일이하	31,450	167,829	1,613,398	10,986,750	8,501,001
	180~239일	7,160	81,832	1,439,360	5,716,001	4,283,506
	240~359일	31,672	495,089	9,744,629	34,541,933	25,235,415
	360일이상	42,363	779,378	16,756,188	58,923,496	43,018,535
울산 Ulsan	179일이하	26,281	125,663	1,250,726	8,641,763	6,485,445
	180~239일	5,352	58,857	1,076,619	4,540,569	3,358,418
	240~359일	23,304	348,344	7,145,248	24,554,914	17,553,954
	360일이상	27,865	477,987	10,875,113	36,495,410	26,039,192
세종 Sejong	179일이하	6,172	28,361	337,182	2,089,944	1,560,531
	180~239일	1,579	14,948	314,095	1,168,960	846,490
	240~359일	5,886	80,400	1,789,547	6,339,168	4,507,928
	360일이상	7,276	113,616	2,867,477	9,951,018	7,018,011

주 : 진료일 기준이며, 의료급여 포함

# 구간별 급여현황 (당뇨병)

## of Treatment by Province (Diabetes)

(단위 : 명, 일, 천원)

Unit : Person, Day, 1,000Won

구 분 Division		진료실인원수 Patients	입내원일수 Visit	요양급여일수 Reimbursed Days	진료비 Medical Expense	급여비 Benefit
경 기 Gyeonggi	179일이하	325,335	1,498,102	16,634,085	108,480,299	80,852,236
	180~239일	77,276	731,180	15,400,991	58,771,837	42,241,744
	240~359일	285,440	3,890,459	86,662,298	306,620,973	217,141,769
	360일이상	367,562	5,620,145	145,823,446	493,327,118	345,898,337
강 원 Gangwon	179일이하	46,223	215,832	2,149,792	15,030,824	11,379,000
	180~239일	9,640	96,883	1,924,607	7,735,264	5,671,507
	240~359일	39,458	545,199	12,103,873	42,876,572	30,705,399
	360일이상	53,000	796,205	20,769,983	71,389,129	50,932,282
충 북 Chungbuk	179일이하	41,348	203,271	2,095,419	14,135,046	10,700,998
	180~239일	9,379	100,963	1,885,078	7,355,819	5,380,788
	240~359일	39,123	586,841	12,026,218	42,131,686	30,129,508
	360일이상	51,520	882,938	20,239,559	70,231,256	50,125,967
충 남 Chungnam	179일이하	62,223	319,593	3,142,580	23,122,577	17,651,251
	180~239일	13,793	146,047	2,758,517	11,024,993	8,078,808
	240~359일	53,548	794,353	16,332,133	57,985,263	41,502,576
	360일이상	65,530	1,131,951	25,859,341	89,896,051	63,950,802
전 북 Jeonbuk	179일이하	54,844	315,659	2,633,480	20,539,338	15,907,335
	180~239일	10,749	139,042	2,183,058	9,985,425	7,549,880
	240~359일	47,882	810,082	14,875,883	57,737,921	42,251,575
	360일이상	54,499	1,120,944	21,638,053	84,315,487	61,846,990
전 남 Jeonnam	179일이하	63,882	365,682	3,030,627	26,458,786	20,451,336
	180~239일	12,174	155,686	2,457,417	11,980,818	8,943,690
	240~359일	48,581	823,923	14,905,763	59,556,592	43,216,948
	360일이상	57,087	1,159,917	22,581,080	88,250,286	63,925,394
경 북 Gyeongbuk	179일이하	77,534	391,803	3,717,572	27,838,397	21,394,571
	180~239일	15,511	174,642	3,117,596	12,905,600	9,519,240
	240~359일	66,977	1,050,010	20,613,427	73,791,719	53,157,022
	360일이상	82,778	1,485,644	32,460,820	113,324,695	81,195,095
경 남 Gyeongnam	179일이하	86,952	469,795	4,047,206	32,244,751	24,343,851
	180~239일	17,112	193,895	3,437,015	14,813,120	10,843,076
	240~359일	72,110	1,100,257	22,099,022	80,822,605	58,140,275
	360일이상	87,235	1,525,588	34,107,798	120,321,559	86,305,464
제 주 Jeju	179일이하	15,584	68,044	756,214	4,656,430	3,478,483
	180~239일	3,261	31,297	654,294	2,379,640	1,752,550
	240~359일	14,100	188,936	4,348,287	14,579,063	10,485,889
	360일이상	17,483	272,435	7,039,085	23,206,234	16,652,238

Note : Based on the Treatments including medical aid

제 14-3 표  
Table 14-3

# 보건기관이용자의 시도별 요양급여일수 Benefits For Each Section of Days of Treatment

구 분 Division		진료실인원수 Patients	입내원일수 Visit	요양급여일수 Reimbursed Days	진료비 Medical Expense	급여비 Benefit
계 Total	179일이하	67,710	312,305	3,772,076	8,646,464	6,489,246
	180~239일	22,516	162,157	4,383,462	7,869,131	5,738,696
	240~359일	89,062	893,383	26,537,449	46,255,313	33,505,187
	360일이상	105,506	1,121,727	40,445,453	68,531,317	49,309,034
서울 Seoul	179일이하	7,545	37,007	353,329	790,330	606,512
	180~239일	1,857	15,378	361,110	590,577	435,526
	240~359일	4,895	54,755	1,439,981	2,279,147	1,665,619
	360일이상	4,637	60,220	1,800,612	2,748,306	1,997,099
부산 Busan	179일이하	2,949	18,360	113,295	288,148	226,889
	180~239일	462	4,413	90,654	150,957	111,334
	240~359일	1,486	17,705	438,322	672,271	495,889
	360일이상	1,697	21,780	642,165	877,555	645,616
대구 Daegu	179일이하	1,650	8,404	93,765	198,650	151,331
	180~239일	403	3,228	78,048	135,738	98,874
	240~359일	1,233	12,851	366,187	637,346	461,841
	360일이상	1,127	12,836	430,002	738,628	531,380
인천 Incheon	179일이하	2,629	12,293	155,726	332,795	248,336
	180~239일	991	6,671	192,899	329,289	238,148
	240~359일	3,610	31,595	1,064,361	1,805,219	1,299,086
	360일이상	4,565	42,362	1,741,336	2,864,917	2,048,538
광주 Gwangju	179일이하	311	1,714	19,605	46,886	35,690
	180~239일	118	1,105	23,086	41,804	31,065
	240~359일	306	3,708	89,774	155,233	113,743
	360일이상	177	2,569	68,786	116,313	86,147
대전 Daejeon	179일이하	363	1,760	28,291	58,450	43,485
	180~239일	166	1,325	32,596	56,221	40,813
	240~359일	637	7,051	191,256	310,562	225,896
	360일이상	743	9,171	281,780	438,642	315,633
울산 Ulsan	179일이하	1,836	7,381	61,702	140,227	106,097
	180~239일	305	2,146	59,768	85,261	61,109
	240~359일	1,099	10,324	325,389	472,338	341,957
	360일이상	1,324	13,787	503,825	687,484	494,483
세종 Sejong	179일이하	111	367	8,155	15,594	11,154
	180~239일	76	546	15,333	26,354	18,616
	240~359일	303	2,558	91,365	157,289	112,120
	360일이상	374	3,479	145,043	251,307	178,189

주 : 1) 진료일 기준(한의분류 제외)이며, 의료급여 포함  
2) 연도 중 한번이라도 보건기관에서 진료(외래, 약국)받은 대상자

# 구간별 급여현황 (고혈압)

## of Health Center Users by Province (Hypertension)

(단위 : 명, 일, 천원)  
Unit : Person, Day, 1,000Won

구 분 Division		진료실인원수 Patients	입내원일수 Visit	요양급여일수 Reimbursed Days	진료비 Medical Expense	급여비 Benefit
경 기 Gyeonggi	179일이하	11,629	54,413	630,623	1,396,798	1,047,273
	180~239일	3,666	26,407	708,589	1,197,164	868,755
	240~359일	13,054	128,816	3,866,401	6,394,038	4,618,214
	360일이상	18,017	193,875	6,930,743	10,535,340	7,574,392
강 원 Gangwon	179일이하	5,444	22,537	297,495	683,138	507,333
	180~239일	1,865	11,646	363,288	643,717	464,175
	240~359일	8,232	71,460	2,451,159	4,203,461	3,028,461
	360일이상	9,736	91,945	3,705,050	6,227,648	4,471,537
충 북 Chungbuk	179일이하	3,118	12,710	197,225	419,997	307,607
	180~239일	1,395	8,737	270,422	479,367	345,647
	240~359일	5,794	52,944	1,742,654	3,068,551	2,201,159
	360일이상	8,423	79,492	3,236,573	5,680,182	4,043,752
충 남 Chungnam	179일이하	6,106	24,059	437,025	980,383	718,977
	180~239일	2,891	17,400	565,118	1,115,342	809,099
	240~359일	13,235	107,266	3,983,048	7,084,239	5,056,343
	360일이상	16,307	155,827	6,319,699	11,326,516	8,052,648
전 북 Jeonbuk	179일이하	3,329	17,268	209,879	543,478	413,052
	180~239일	1,275	11,877	250,075	495,510	369,264
	240~359일	5,432	81,017	1,631,871	3,166,983	2,370,812
	360일이상	5,212	73,555	1,989,449	3,761,777	2,776,427
전 남 Jeonnam	179일이하	5,118	25,711	260,542	664,366	504,825
	180~239일	1,556	11,593	302,413	548,701	402,972
	240~359일	5,732	57,153	1,688,440	3,044,904	2,208,019
	360일이상	5,093	57,381	1,960,837	3,565,185	2,590,341
경 북 Gyeongbuk	179일이하	8,650	38,116	489,733	1,139,846	854,971
	180~239일	2,820	21,087	548,366	1,007,105	740,526
	240~359일	11,895	138,086	3,539,636	6,399,821	4,698,493
	360일이상	14,249	156,823	5,423,779	9,512,947	6,900,055
경 남 Gyeongnam	179일이하	6,077	26,436	371,666	845,379	629,473
	180~239일	2,331	16,207	456,518	856,555	622,953
	240~359일	10,993	105,478	3,295,845	5,865,272	4,220,922
	360일이상	12,682	134,256	4,828,513	8,496,285	6,101,192
제 주 Jeju	179일이하	845	3,769	44,020	102,002	76,241
	180~239일	339	2,391	65,179	109,470	79,823
	240~359일	1,126	10,616	331,760	538,640	386,612
	360일이상	1,143	12,369	437,261	702,284	501,606

Note : 1) Based on the Treatments(excluding oriental medicine) including medical aid  
2) Beneficiaries of medical care(except hospitalizations) in hospitalized health center at least once a year

제 14-4 표  
Table 14-4

# 보건기관이용자의 시도별 요양급여일수 Benefits For Each Section of Days of Treatment of

구 분 Division		진료실인원수 Patients	입내원일수 Visit	요양급여일수 Reimbursed Days	진료비 Medical Expense	급여비 Benefit
계 Total	179일이하	29,647	130,330	1,350,473	5,915,358	4,432,967
	180~239일	5,910	54,998	1,169,380	3,340,743	2,431,719
	240~359일	16,443	205,703	4,899,525	12,847,873	9,290,204
	360일이상	16,693	236,628	6,568,639	16,574,611	11,954,388
서울 Seoul	179일이하	3,211	15,550	134,663	481,569	361,563
	180~239일	622	5,789	122,517	301,816	217,360
	240~359일	1,462	19,046	430,619	1,044,995	753,174
	360일이상	1,305	20,365	518,876	1,242,120	886,659
부산 Busan	179일이하	835	4,985	33,996	175,759	137,887
	180~239일	137	1,397	26,805	66,122	47,800
	240~359일	347	5,405	103,882	296,336	217,163
	360일이상	359	5,771	138,773	328,887	243,732
대구 Daegu	179일이하	646	2,771	26,728	91,877	68,336
	180~239일	106	1,103	21,404	56,596	40,386
	240~359일	291	3,809	85,928	215,780	157,365
	360일이상	236	3,599	93,536	225,277	162,211
인천 Incheon	179일이하	1,145	4,788	56,366	228,796	170,532
	180~239일	228	2,171	45,506	126,016	91,800
	240~359일	682	8,761	202,603	547,558	401,715
	360일이상	679	9,539	266,945	696,607	500,056
광주 Gwangju	179일이하	93	484	4,797	31,550	24,414
	180~239일	23	248	4,691	11,945	8,656
	240~359일	60	787	17,623	42,715	30,498
	360일이상	31	546	12,074	35,748	24,850
대전 Daejeon	179일이하	246	1,031	11,690	40,518	30,661
	180~239일	52	500	10,226	23,850	16,890
	240~359일	143	1,972	43,158	93,476	66,332
	360일이상	131	2,277	50,863	117,210	85,050
울산 Ulsan	179일이하	707	3,097	22,791	79,903	60,789
	180~239일	127	1,201	25,249	59,946	44,685
	240~359일	359	3,922	106,865	226,878	164,341
	360일이상	378	4,732	146,138	312,563	225,418
세종 Sejong	179일이하	58	222	3,022	13,311	9,816
	180~239일	16	163	3,246	8,897	6,486
	240~359일	46	612	13,995	33,912	23,786
	360일이상	53	774	20,170	47,313	34,064

주 : 1) 진료일 기준(환의분류 제외)이며, 의료급여 포함  
2) 연도 중 한번이라도 보건기관에서 진료(외래, 약국)받은 대상자



# 구간별 급여현황 (당뇨병)

## Health Center Users by Province (Diabetes)

(단위 : 명, 일, 천원)  
Unit : Person, Day, 1,000Won

구 분 Division		진료실인원수 Patients	입내원일수 Visit	요양급여일수 Reimbursed Days	진료비 Medical Expense	급여비 Benefit
경 기 Gyeonggi	179일이하	5,129	21,466	229,446	919,924	678,433
	180~239일	983	8,827	194,183	520,532	374,052
	240~359일	2,399	29,258	710,050	1,825,300	1,312,885
	360일이상	2,612	35,980	1,043,226	2,345,679	1,672,956
강 원 Gangwon	179일이하	2,177	9,010	106,011	440,383	324,036
	180~239일	459	3,985	91,276	274,159	202,603
	240~359일	1,574	17,882	470,284	1,220,913	885,304
	360일이상	1,591	19,786	617,803	1,503,325	1,086,587
충 북 Chungbuk	179일이하	1,445	5,947	70,359	293,618	214,223
	180~239일	302	2,970	59,829	177,002	128,075
	240~359일	865	11,054	261,785	631,254	453,380
	360일이상	959	12,671	373,227	876,143	625,062
충 남 Chungnam	179일이하	3,696	15,847	175,246	814,101	603,466
	180~239일	819	7,968	162,591	501,679	361,358
	240~359일	2,214	27,131	665,304	1,791,432	1,282,296
	360일이상	2,286	32,484	903,615	2,355,232	1,686,542
전 북 Jeonbuk	179일이하	1,488	7,031	73,182	366,352	279,904
	180~239일	301	3,063	60,013	196,200	142,127
	240~359일	847	12,203	253,723	767,944	557,705
	360일이상	787	14,601	315,385	996,270	737,219
전 남 Jeonnam	179일이하	1,911	8,982	82,099	468,741	368,576
	180~239일	319	3,086	62,733	182,613	136,255
	240~359일	879	11,686	260,301	731,519	536,603
	360일이상	859	14,213	340,210	1,091,639	805,192
경 북 Gyeongbuk	179일이하	3,704	15,617	166,095	802,182	602,446
	180~239일	744	6,278	146,667	410,140	298,108
	240~359일	2,402	29,064	713,217	1,931,025	1,398,325
	360일이상	2,514	32,849	980,779	2,509,645	1,811,220
경 남 Gyeongnam	179일이하	2,869	12,472	139,922	613,604	458,473
	180~239일	601	5,563	118,621	359,614	260,733
	240~359일	1,698	20,924	508,042	1,301,219	940,817
	360일이상	1,754	24,318	682,569	1,724,354	1,250,015
제 주 Jeju	179일이하	287	1,030	14,060	53,168	39,411
	180~239일	71	686	13,823	63,614	54,344
	240~359일	175	2,187	52,146	145,617	108,514
	360일이상	159	2,123	64,450	166,599	117,555

Note : 1) Based on the Treatments(excluding oriental medicine) including medical aid  
2) Beneficiaries of medical care(except hospitalizations) in hospitalized health center at least once a year

제 15-1 표  
Table 15-1

# 시도별 다빈도 Benefits For Highly Frequent

구 분 Division	연번 No	질 병 명 Diseases	순위 Rank	진료실인원수 Patients	입내원일수 Visit	요양급여일수 Reimbursed Days	진료비 Medical Expense	급여비 Benefit
계 Total	270	기타 달리 분류되지 않은 증상·징후와 임상 및 검사상 이상소견	1	543,460	2,101,380	4,423,138	746,971,722	588,071,716
	133	백 내 장 및 수 정 체 의 기 타 장 애	2	398,383	628,186	1,050,560	687,253,043	554,531,705
	169	폐 렴	3	351,927	4,335,483	6,442,019	1,242,403,354	1,032,774,466
	274	기 타 사 지 뼈 의 골 절	4	326,262	3,555,636	6,655,339	1,081,830,643	824,657,495
	290	검사 및 조사를 위해 보건서비스와 접하고 있는 사람	5	293,214	1,517,806	2,089,617	82,694,889	66,142,605
	205	요 추 및 기 타 추 간 판 장 애	6	266,404	2,037,006	5,454,449	520,458,974	391,354,930
	005	감염성 기원이라고 추정되는 설사와 위장염	7	252,413	1,055,923	2,296,780	283,186,450	225,104,081
	207	연 부 조 직 장 애	8	224,318	1,777,152	4,108,011	568,092,725	430,214,992
	192	기 타 장 및 복 막 의 질 환	9	216,814	830,755	1,931,899	400,602,823	317,043,046
	206	기 타 배 병 증	10	211,753	2,570,091	5,732,721	674,173,381	520,651,208
	281	명시된 상세불명 및 다발성 신체부위의 기타 손상	11	198,414	1,446,496	2,708,850	406,987,681	314,186,001
	295	출 산 장 소 에 따 른 출 생 영 아	12	197,391	989,981	1,003,512	97,213,349	96,077,288
	276	명시된 다발성 신체부위의 탈구, 염좌 및 긴장	13	175,691	1,544,485	2,984,457	373,672,272	272,650,185
	096	기타 상폐내·양성신생물 및 행동양식 불명 및 미상의 신생물	14	169,370	1,310,231	2,843,240	676,467,438	562,316,498
	112	치 매	15	168,914	29,031,325	29,447,809	2,479,849,821	1,993,865,835
서 울 Seoul	270	기타 달리 분류되지 않은 증상·징후와 임상 및 검사상 이상소견	1	94,428	284,995	704,402	126,026,450	99,605,601
	133	백 내 장 및 수 정 체 의 기 타 장 애	2	73,268	112,425	193,248	127,010,208	102,702,770
	274	기 타 사 지 뼈 의 골 절	3	50,866	441,357	963,691	161,315,997	122,548,400
	205	요 추 및 기 타 추 간 판 장 애	4	37,087	219,181	732,907	66,457,280	49,923,424
	169	폐 렴	5	36,634	480,221	736,884	173,720,614	144,440,672
	192	기 타 장 및 복 막 의 질 환	6	34,373	121,785	281,894	65,191,527	52,164,336
	295	출 산 장 소 에 따 른 출 생 영 아	7	32,672	171,029	172,080	19,252,234	19,046,374
	290	검사 및 조사를 위해 보건서비스와 접하고 있는 사람	8	30,971	202,236	307,808	14,900,848	11,870,033
	005	감염성 기원이라고 추정되는 설사와 위장염	9	28,127	81,283	205,305	26,677,437	21,431,802
	096	기타 상폐내·양성신생물 및 행동양식 불명 및 미상의 신생물	10	27,982	187,189	442,791	117,570,982	97,824,488
	281	명시된 상세불명 및 다발성 신체부위의 기타 손상	11	27,961	153,283	326,582	50,981,230	39,247,392
	207	연 부 조 직 장 애	12	27,617	168,999	476,562	67,763,850	51,877,542
	206	기 타 배 병 증	13	27,568	287,016	745,405	92,471,631	71,825,754
	129	기 타 신 경 계 의 질 환	14	27,460	356,247	516,176	103,390,356	86,074,903
	297	특수처치 및 건강보호를 위하여 보건서비스와 접하고 있는 사람	15	23,595	283,753	901,187	151,039,661	135,547,217
부 산 Busan	270	기타 달리 분류되지 않은 증상·징후와 임상 및 검사상 이상소견	1	31,255	185,129	318,373	53,216,099	41,887,063
	133	백 내 장 및 수 정 체 의 기 타 장 애	2	29,592	48,119	57,075	51,113,484	41,394,894
	169	폐 렴	3	26,275	296,997	452,334	79,099,058	65,730,159
	274	기 타 사 지 뼈 의 골 절	4	23,067	307,785	515,210	89,287,055	68,391,461
	112	치 매	5	21,210	4,436,763	4,477,623	372,831,012	302,310,082
	206	기 타 배 병 증	6	17,653	265,037	507,297	67,334,540	52,524,576
	168	인 플 루 엔 자	7	17,569	81,202	154,135	18,988,410	16,860,455
	290	검사 및 조사를 위해 보건서비스와 접하고 있는 사람	8	17,256	90,120	131,725	4,790,045	3,830,266
	192	기 타 장 및 복 막 의 질 환	9	16,799	67,120	150,730	32,465,668	25,500,063
	163	치 핵	10	16,717	44,672	76,046	21,616,670	16,599,803
	207	연 부 조 직 장 애	11	16,461	158,004	317,369	47,597,759	36,291,650
	205	요 추 및 기 타 추 간 판 장 애	12	16,362	146,770	342,755	36,464,207	27,627,717
	096	기타 상폐내·양성신생물 및 행동양식 불명 및 미상의 신생물	13	16,257	123,469	254,073	54,676,740	44,930,622
	005	감염성 기원이라고 추정되는 설사와 위장염	14	16,054	88,079	183,015	23,431,960	18,578,577
	272	목 · 흉 관 또 는 골 반 의 골 절	15	12,744	263,026	411,749	52,698,537	40,721,767

주 : 진료일 기준(한의분류 제외)이며, 의료급여 포함

# 상병 급여현황 (입원)

## Diseases by Province (Hospitalization)

(단위 : 명, 일, 천원)  
Unit : Person, Day, 1,000Won

구 분 Division	연번 No	질 병 명 Diseases	순위 Rank	진료실인원수 Patients	입내원일수 Visit	요양급여일수 Reimbursed Days	진료비 Medical Expense	급여비 Benefit
대 구 Daegu	270	기타 달리 분류되지 않은 증상·징후와 임상 및 검사상 이상소견	1	23,158	111,471	213,401	31,829,551	25,303,040
	133	백 내 장 및 수 정 체 의 기 타 장 애	2	19,908	31,583	44,350	32,686,542	26,529,166
	169	폐 렴	3	18,264	221,194	320,472	56,150,294	46,771,165
	274	기 타 사 지 뼈 의 골 절	4	14,549	165,788	289,378	48,093,804	36,779,751
	290	검사 및 조사를 위해 보건서비스와 접하고 있는 사람	5	11,342	60,275	77,523	3,910,762	3,121,686
	005	감염성 기원이라고 추정되는 설사와 위장염	6	9,794	40,869	90,040	10,928,563	8,736,209
	112	치 매	7	8,919	1,525,813	1,545,403	130,266,502	105,774,525
	281	명시된 상세불명 및 다발성 신체부위의 기타 손상	8	8,445	61,901	111,341	17,721,148	13,915,297
	205	요 추 및 기 타 추 간 판 장 애	9	8,277	77,432	200,212	21,073,951	15,939,968
	295	출 산 장 소 에 따 른 출 생 영 아	10	8,146	41,021	41,195	3,581,057	3,533,803
	096	기타 상피내, 양성신생물 및 행동양식 불명 및 미상의 신생물	11	7,983	65,922	135,341	30,595,523	25,623,447
	272	목 · 흉 관 또 는 골 반 의 골 절	12	7,896	155,505	260,584	28,202,157	21,776,331
	207	연 부 조 직 장 애	13	7,707	68,004	137,732	22,349,089	16,814,830
	268	원 인 미 상 열	14	6,977	24,453	50,573	5,517,960	4,492,277
	154	뇌 경 색 증	15	6,849	623,797	778,278	129,366,059	108,608,734
인 천 Incheon	270	기타 달리 분류되지 않은 증상·징후와 임상 및 검사상 이상소견	1	34,966	134,479	257,075	50,751,470	40,735,739
	133	백 내 장 및 수 정 체 의 기 타 장 애	2	22,144	35,520	65,284	39,424,880	31,966,320
	274	기 타 사 지 뼈 의 골 절	3	19,344	194,473	380,434	65,621,278	50,666,821
	290	검사 및 조사를 위해 보건서비스와 접하고 있는 사람	4	19,270	104,486	138,580	3,663,102	2,946,848
	205	요 추 및 기 타 추 간 판 장 애	5	16,539	127,733	333,468	36,744,336	27,921,622
	169	폐 렴	6	15,671	199,640	299,427	69,962,048	58,823,986
	207	연 부 조 직 장 애	7	14,388	98,093	232,356	34,946,599	26,574,022
	005	감염성 기원이라고 추정되는 설사와 위장염	8	13,288	43,489	99,320	14,382,508	11,603,278
	281	명시된 상세불명 및 다발성 신체부위의 기타 손상	9	11,844	76,613	145,180	22,817,119	17,778,935
	268	원 인 미 상 열	10	11,823	21,810	51,840	5,399,180	4,490,515
	295	출 산 장 소 에 따 른 출 생 영 아	11	11,663	56,802	56,847	5,315,441	5,251,854
	267	복 부 및 골 반 동 통	12	11,243	16,277	47,995	5,534,879	4,292,419
	276	명시된 다발성 신체부위의 탈구, 염좌 및 긴장	13	11,126	96,556	182,228	25,204,996	18,499,895
	192	기 타 장 및 복 막 의 질 환	14	10,932	41,916	85,712	22,817,687	18,383,190
	206	기 타 배 병 증	15	10,055	116,720	250,186	33,273,033	25,941,204
광 주 Gwangju	169	폐 렴	1	15,406	180,872	266,262	43,118,029	35,883,894
	270	기타 달리 분류되지 않은 증상·징후와 임상 및 검사상 이상소견	2	14,278	52,275	136,843	19,263,071	14,966,540
	168	인 플 루 엔 자	3	12,111	53,747	99,601	11,676,591	10,346,694
	005	감염성 기원이라고 추정되는 설사와 위장염	4	11,919	59,503	129,143	14,312,051	11,246,268
	274	기 타 사 지 뼈 의 골 절	5	11,661	167,727	299,186	40,864,082	30,847,075
	276	명시된 다발성 신체부위의 탈구, 염좌 및 긴장	6	11,646	138,205	231,940	22,979,333	16,872,765
	205	요 추 및 기 타 추 간 판 장 애	7	10,633	120,295	244,496	19,924,598	14,952,857
	207	연 부 조 직 장 애	8	10,408	110,705	243,543	25,351,434	18,994,014
	206	기 타 배 병 증	9	9,657	137,273	258,986	24,205,407	18,667,451
	133	백 내 장 및 수 정 체 의 기 타 장 애	10	9,547	15,846	23,584	16,828,798	13,532,810
	192	기 타 장 및 복 막 의 질 환	11	8,589	32,351	105,064	13,850,376	10,695,780
	170	급 성 기 관 지 염 및 급 성 세 기 관 지 염	12	8,310	52,980	101,609	9,646,427	8,106,966
	112	치 매	13	7,598	1,459,753	1,475,322	124,773,710	100,296,929
	290	검사 및 조사를 위해 보건서비스와 접하고 있는 사람	14	7,166	26,726	31,171	1,091,798	890,543
	165	급 성 인 두 염 및 급 성 편 도 염	15	7,059	33,836	59,706	5,562,917	4,666,955

Note : Based on the Treatments(excluding oriental medicine) including medical aid

제 15-1 표  
Table 15-1

# 시도별 다빈도 Benefits For Highly Frequent

구 분 Division	연번 No	질 병 명 Diseases	순위 Rank	진료실인원수 Patients	입내원일수 Visit	요양급여일수 Reimbursed Days	진료비 Medical Expense	급여비 Benefit
대 전 Daejeon	169	폐렴	1	14,436	149,133	218,761	34,961,264	29,986,789
	270	기타 달리 분류되지 않은 증상·징후와 임상 및 검사상 이상소견	2	13,184	43,823	90,503	16,588,174	13,290,818
	133	백내장 및 수정체의 기타 장애	3	10,758	17,171	23,935	18,746,110	15,092,497
	274	기타 사지 뼈의 골절	4	8,021	81,783	163,805	28,208,308	21,627,717
	005	감염성 기원이라고 추정되는 설사와 위장염	5	7,415	23,570	56,056	6,429,538	5,216,706
	290	검사 및 조사를 위해 보건서비스와 접하고 있는 사람	6	7,046	22,508	29,071	1,400,083	1,141,942
	295	출산 장소에 따른 출생 영아	7	6,489	31,764	31,807	2,477,406	2,443,838
	207	연부조직 장애	8	6,138	42,976	107,430	15,183,157	11,561,276
	205	요추 및 기타 추간판 장애	9	6,014	45,354	119,924	12,491,267	9,521,110
	281	명시된 상해불명 및 다발성 신체부위의 기타 손상	10	5,814	33,448	66,571	10,360,980	8,004,856
	206	기타 배병증	11	5,199	61,209	128,291	16,846,142	13,130,021
	297	특수처치 및 건강보호를 위하여 보건서비스와 접하고 있는 사람	12	4,961	52,034	164,689	28,601,526	25,707,777
	192	기타 장 및 복막의 질환	13	4,611	19,494	41,940	8,997,936	7,213,206
	276	명시된 다발성 신체부위의 탈구, 염좌 및 긴장	14	4,594	37,720	77,346	10,543,500	7,620,584
	096	기타 상피내·양성신생물 및 행동양식 불명 및 미상의 신생물	15	4,379	32,711	73,296	17,842,002	14,686,257
울 산 Ulsan	270	기타 달리 분류되지 않은 증상·징후와 임상 및 검사상 이상소견	1	12,005	58,467	104,708	15,572,115	11,974,538
	169	폐렴	2	8,593	80,059	127,421	24,083,134	20,111,816
	274	기타 사지 뼈의 골절	3	7,392	94,950	160,120	29,806,838	22,665,177
	133	백내장 및 수정체의 기타 장애	4	7,342	12,091	16,973	13,089,838	10,572,691
	168	인플루엔자	5	6,931	28,604	53,346	6,403,861	5,697,235
	192	기타 장 및 복막의 질환	6	6,702	21,411	61,871	11,680,744	8,975,617
	205	요추 및 기타 추간판 장애	7	6,515	49,626	127,064	12,452,795	9,350,830
	207	연부조직 장애	8	6,130	56,831	118,594	17,899,989	13,479,286
	290	검사 및 조사를 위해 보건서비스와 접하고 있는 사람	9	5,686	32,925	41,043	1,537,255	1,258,708
	005	감염성 기원이라고 추정되는 설사와 위장염	10	5,622	24,332	50,120	6,406,389	5,102,018
	295	출산 장소에 따른 출생 영아	11	4,550	23,051	23,107	1,949,865	1,924,988
	112	치매	12	4,534	892,656	901,382	75,513,051	59,473,587
	170	급성 기관지염 및 급성 세기관지염	13	4,402	25,586	44,296	4,234,528	3,684,995
	297	특수처치 및 건강보호를 위하여 보건서비스와 접하고 있는 사람	14	4,395	48,743	209,318	32,027,899	29,313,321
	096	기타 상피내·양성신생물 및 행동양식 불명 및 미상의 신생물	15	4,371	28,555	58,909	16,649,187	14,000,169
세 종 Sejong	270	기타 달리 분류되지 않은 증상·징후와 임상 및 검사상 이상소견	1	3,987	10,791	24,652	4,633,602	3,728,705
	169	폐렴	2	2,502	22,863	36,838	5,890,758	4,914,383
	005	감염성 기원이라고 추정되는 설사와 위장염	3	2,379	5,693	14,853	1,463,098	1,157,293
	295	출산 장소에 따른 출생 영아	4	2,291	10,902	10,930	988,902	975,630
	133	백내장 및 수정체의 기타 장애	5	1,929	2,995	4,889	3,349,611	2,680,728
	274	기타 사지 뼈의 골절	6	1,676	15,695	31,134	5,320,666	4,033,809
	290	검사 및 조사를 위해 보건서비스와 접하고 있는 사람	7	1,476	5,955	7,901	301,099	249,932
	129	기타 신경계의 질환	8	1,283	12,684	17,421	5,653,797	4,894,058
	267	복부 및 골반 등통	9	1,260	1,704	5,368	512,438	408,261
	205	요추 및 기타 추간판 장애	10	1,242	8,562	24,645	2,465,750	1,819,400
	281	명시된 상해불명 및 다발성 신체부위의 기타 손상	11	1,225	6,002	13,079	2,085,616	1,650,886
	170	급성 기관지염 및 급성 세기관지염	12	1,213	4,851	10,070	811,819	708,847
	207	연부조직 장애	13	1,108	7,573	18,879	2,712,015	2,051,613
	168	인플루엔자	14	1,104	3,326	7,544	753,649	661,057
	192	기타 장 및 복막의 질환	15	1,017	3,561	8,527	1,840,256	1,486,225

주 : 진료일 기준(한의분류 제외)이며, 의료급여 포함

# 상병 급여현황 (입원) <계속>

## Diseases by Province (Hospitalization) <Cont'd>

(단위 : 명, 일, 천원)  
Unit : Person, Day, 1,000Won

구 분 Division	연번 No	질 병 명 Diseases	순위 Rank	진료실인원수 Patients	입내원일수 Visit	요양급여일수 Reimbursed Days	진료비 Medical Expense	급여비 Benefit
경 기 Gyeonggi	270	기타 달리 분류되지 않은 증상. 징후와 임상 및 검사상 이상소견	1	131,326	450,954	1,006,495	176,732,614	139,559,576
	133	백 내 장 및 수 정 체 의 기 타 장 애	2	88,853	137,288	291,479	153,630,631	123,795,304
	290	검사 및 조사를 위해 보건서비스와 접하고 있는 사람	3	85,496	366,809	506,055	26,031,358	20,714,644
	274	기 타 사 지 뼈 의 골 절	4	78,910	666,671	1,404,498	241,042,725	183,449,948
	205	요 추 및 기 타 추 간 판 장 애	5	72,794	421,995	1,265,832	123,122,795	92,243,206
	169	폐 령	6	71,274	827,523	1,277,631	261,544,456	218,393,519
	295	출 산 장 소 에 따 른 출 생 영 아	7	57,971	267,024	267,883	26,284,056	25,972,748
	005	감 염 성 기 원 이 라고 추 정 되는 설 사 와 위 장 염	8	56,987	190,597	451,789	56,937,266	45,503,280
	192	기 타 장 및 복 막 의 질 환	9	56,868	183,742	410,421	95,456,355	75,514,857
	207	연 부 조 직 장 애	10	54,031	322,424	859,351	123,751,909	93,431,831
	281	명 시 된 상 세 불 명 및 다 발 성 신 체 부 위 의 기 타 손 상	11	45,337	267,585	542,447	86,381,094	66,455,623
	206	기 타 배 병 증	12	43,924	413,270	1,029,539	129,878,034	99,790,222
	276	명 시 된 다 발 성 신 체 부 위 의 탈 구 . 염 좌 및 긴 장	13	40,281	277,239	613,348	85,202,049	61,678,369
	163	치 핵	14	40,024	82,035	150,111	48,858,096	37,737,126
	096	기타 상피내·양성신생물 및 행동양식 불명 및 미상의 신생물	15	38,239	263,176	608,917	160,795,374	133,620,758
강 원 Gangwon	270	기타 달리 분류되지 않은 증상. 징후와 임상 및 검사상 이상소견	1	16,073	61,992	136,699	23,711,454	18,817,547
	133	백 내 장 및 수 정 체 의 기 타 장 애	2	13,293	19,493	31,859	22,144,460	17,878,911
	169	폐 령	3	9,749	143,758	213,595	47,242,762	39,413,493
	274	기 타 사 지 뼈 의 골 절	4	9,586	103,588	194,813	29,803,978	22,755,515
	290	검사 및 조사를 위해 보건서비스와 접하고 있는 사람	5	9,038	56,100	86,876	3,687,525	2,931,319
	206	기 타 배 병 증	6	8,073	97,523	252,768	25,702,067	19,670,171
	205	요 추 및 기 타 추 간 판 장 애	7	7,425	60,437	182,230	14,823,097	11,075,819
	005	감 염 성 기 원 이 라고 추 정 되는 설 사 와 위 장 염	8	6,843	30,477	61,838	8,113,893	6,417,040
	297	특수처치 및 건강보호를 위하여 보건서비스와 접하고 있는 사람	9	6,663	127,868	349,267	57,663,712	51,550,958
	207	연 부 조 직 장 애	10	6,390	48,396	119,297	15,607,234	11,867,323
	281	명 시 된 상 세 불 명 및 다 발 성 신 체 부 위 의 기 타 손 상	11	6,126	48,561	87,642	13,254,564	10,306,899
	192	기 타 장 및 복 막 의 질 환	12	5,953	26,484	55,097	11,610,637	9,389,792
	272	목 · 흉 관 또 는 골 반 의 골 절	13	5,732	97,352	177,325	18,277,420	13,944,397
	295	출 산 장 소 에 따 른 출 생 영 아	14	5,716	28,011	28,059	2,637,438	2,605,114
	276	명 시 된 다 발 성 신 체 부 위 의 탈 구 . 염 좌 및 긴 장	15	5,266	44,986	88,963	10,283,108	7,523,019
충 북 Chungbuk	270	기타 달리 분류되지 않은 증상·징후와 임상 및 검사상 이상소견	1	16,477	57,013	117,059	20,240,115	15,848,623
	290	검사 및 조사를 위해 보건서비스와 접하고 있는 사람	2	14,329	77,318	95,668	2,597,381	2,139,058
	133	백 내 장 및 수 정 체 의 기 타 장 애	3	12,815	19,593	30,450	21,534,806	17,303,465
	169	폐 령	4	12,095	168,681	234,103	44,999,673	37,418,497
	274	기 타 사 지 뼈 의 골 절	5	10,024	123,174	211,160	34,929,745	26,847,779
	205	요 추 및 기 타 추 간 판 장 애	6	7,930	59,538	162,074	15,851,236	11,980,476
	005	감 염 성 기 원 이 라고 추 정 되는 설 사 와 위 장 염	7	7,256	30,610	61,407	7,852,476	6,255,227
	272	목 · 흉 관 또 는 골 반 의 골 절	8	6,897	116,888	192,811	23,212,319	17,872,777
	207	연 부 조 직 장 애	9	6,889	52,977	120,363	18,000,412	13,785,816
	206	기 타 배 병 증	10	6,824	72,562	180,598	20,879,876	16,091,253
	295	출 산 장 소 에 따 른 출 생 영 아	11	6,757	35,023	35,100	2,932,364	2,892,218
	192	기 타 장 및 복 막 의 질 환	12	6,577	23,636	50,791	11,030,825	8,796,793
	281	명 시 된 상 세 불 명 및 다 발 성 신 체 부 위 의 기 타 손 상	13	6,238	49,859	89,936	14,002,764	10,814,321
	297	특수처치 및 건강보호를 위하여 보건서비스와 접하고 있는 사람	14	5,803	70,289	185,250	29,438,344	25,886,948
	201	관 절 증	15	5,119	106,514	187,141	42,074,196	32,677,924

Note : Based on the Treatments(excluding oriental medicine) including medical aid

제 15-1 표  
Table 15-1

# 시도별 다빈도 Benefits For Highly Frequent

구 분 Division	연번 No	질 병 명 Diseases	순위 Rank	진료실인원수 Patients	입내원일수 Visit	요양급여일수 Reimbursed Days	진료비 Medical Expense	급여비 Benefit
충 남 Chungnam	270	기타 달리 분류되지 않은 증상·정후와 임상 및 검사상 이상소견	1	28,424	96,565	195,546	33,913,395	26,277,829
	290	검사 및 조사를 위해 보건서비스와 접하고 있는 사람	2	23,769	126,495	164,607	3,684,663	2,991,315
	133	백 내 장 및 수 정 체 의 기 타 장 애	3	19,258	30,446	45,984	33,765,500	27,189,144
	169	폐 렴	4	16,737	227,884	319,465	62,683,611	51,596,838
	274	기 타 사 지 뼈 의 골 절	5	14,055	143,162	272,440	45,854,864	34,954,559
	205	요 추 및 기 타 추 간 판 장 애	6	12,128	79,656	231,998	21,457,993	15,976,303
	281	명시된 상세불명 및 다발성 신체부위의 기타 손상	7	11,640	64,542	129,054	19,446,942	15,129,370
	005	감염성 기 원 이 라고 추 정 되는 설 사 와 위 장 염	8	11,519	44,577	94,022	11,583,303	9,258,437
	206	기 타 배 병 증	9	9,931	106,732	254,902	28,562,185	21,935,065
	207	연 부 조 직 장 애	10	9,716	69,875	177,832	25,127,137	18,865,887
	192	기 타 장 및 복 막 의 질 환	11	9,219	37,052	81,235	15,982,823	12,676,769
	112	치 매	12	8,945	1,389,806	1,410,779	116,843,421	93,689,419
	272	목 · 흉 관 또 는 골 반 의 골 절	13	8,751	146,059	252,000	29,843,342	22,964,708
	295	출 산 장 소 에 따 른 출 생 영 아	14	8,552	42,725	42,974	3,673,391	3,627,952
	268	원 인 미 상 열	15	7,622	18,685	39,860	4,631,478	3,696,733
전 북 Jeonbuk	270	기타 달리 분류되지 않은 증상·정후와 임상 및 검사상 이상소견	1	26,946	125,722	231,860	42,815,395	33,556,486
	169	폐 렴	2	18,485	249,132	335,655	62,242,146	51,219,533
	133	백 내 장 및 수 정 체 의 기 타 장 애	3	16,023	26,047	34,747	27,731,225	22,268,721
	005	감염성 기 원 이 라고 추 정 되는 설 사 와 위 장 염	4	14,104	65,717	126,595	16,418,473	12,809,971
	274	기 타 사 지 뼈 의 골 절	5	14,027	199,520	309,514	46,852,591	35,776,390
	112	치 매	6	13,020	2,293,585	2,320,712	193,841,056	156,063,106
	205	요 추 및 기 타 추 간 판 장 애	7	11,541	125,861	260,421	27,121,790	20,489,128
	272	목 · 흉 관 또 는 골 반 의 골 절	8	11,323	208,147	316,836	36,983,252	28,430,692
	276	명시된 다발성 신체부위의 탈구· 염좌 및 긴장	9	11,319	128,152	198,209	20,688,120	15,389,964
	206	기 타 배 병 증	10	11,191	164,380	305,777	35,466,745	27,486,499
	281	명시된 상세불명 및 다발성 신체부위의 기타 손상	11	10,723	96,145	156,805	22,824,651	17,599,923
	168	인 플 루 엔 자	12	10,083	44,150	78,470	8,951,269	7,800,834
	207	연 부 조 직 장 애	13	9,555	94,702	186,023	24,373,836	18,486,618
	268	원 인 미 상 열	14	8,913	34,487	57,561	6,954,538	5,633,530
	290	검사 및 조사를 위해 보건서비스와 접하고 있는 사람	15	8,824	53,105	75,863	2,370,217	1,834,505
전 남 Jeonnam	270	기타 달리 분류되지 않은 증상·정후와 임상 및 검사상 이상소견	1	22,476	106,015	221,640	32,359,512	25,163,457
	169	폐 렴	2	20,070	285,079	418,390	71,517,898	58,572,602
	206	기 타 배 병 증	3	19,121	286,283	584,482	56,045,593	42,827,358
	133	백 내 장 및 수 정 체 의 기 타 장 애	4	18,801	30,660	40,708	33,004,144	26,542,085
	005	감염성 기 원 이 라고 추 정 되는 설 사 와 위 장 염	5	17,990	110,381	226,825	24,358,116	19,170,151
	168	인 플 루 엔 자	6	17,808	91,145	168,971	18,827,299	16,510,383
	274	기 타 사 지 뼈 의 골 절	7	16,366	260,391	452,959	58,230,392	43,959,363
	205	요 추 및 기 타 추 간 판 장 애	8	15,779	186,803	412,098	33,301,258	25,005,348
	112	치 매	9	15,666	2,865,085	2,905,881	242,592,670	193,194,158
	207	연 부 조 직 장 애	10	15,173	178,686	368,053	41,133,403	30,960,540
	272	목 · 흉 관 또 는 골 반 의 골 절	11	14,154	260,312	470,246	47,007,535	35,550,991
	276	명시된 다발성 신체부위의 탈구· 염좌 및 긴장	12	14,069	173,918	306,907	28,998,521	21,503,271
	170	급 성 기 관 지 염 및 급 성 세 기 관 지 염	13	14,047	111,590	194,035	17,917,842	14,596,135
	201	관 절 증	14	13,297	306,136	557,879	78,124,679	59,710,657
	192	기 타 장 및 복 막 의 질 환	15	11,512	52,256	149,927	20,794,895	16,085,362

주 : 진료일 기준(한의분류 제외)이며, 의료급여 포함

# 상병 급여현황 (입원) <계속>

## Diseases by Province (Hospitalization) <Cont'd>

(단위 : 명, 일, 천원)  
Unit : Person, Day, 1,000Won

구 분 Division	연번 No	질 병 명 Diseases	순위 Rank	진료실인원수 Patients	입내원일수 Visit	요양급여일수 Reimbursed Days	진료비 Medical Expense	급여비 Benefit
경 북 Gyeongbuk	270	기타 달리 분류되지 않은 증상·징후와 임상 및 검사상 이상소견	1	30,780	148,822	289,174	41,244,643	32,420,781
	133	백 내 장 및 수 정 체 의 기 타 장 애	2	24,222	37,792	51,249	40,111,760	32,393,837
	169	폐 렴	3	22,263	306,953	445,282	86,810,690	71,711,514
	274	기 타 사 지 뼈 의 골 절	4	17,918	215,156	371,341	61,010,792	46,738,324
	112	치 매	5	16,557	2,837,435	2,876,864	239,689,846	192,849,161
	005	감염성 기 원 이 라고 추정 되는 설사와 위장염	6	15,436	61,943	131,565	16,565,334	13,268,175
	281	명시된 상세불명 및 다발성 신체부위의 기타 손상	7	13,472	94,717	173,084	25,764,601	19,979,038
	290	검사 및 조사를 위해 보건서비스와 접하고 있는 사람	8	13,454	59,068	85,104	4,252,477	3,341,192
	205	요 추 및 기 타 추 간 판 장 애	9	13,084	112,901	326,268	32,246,709	24,279,667
	272	목 · 흉 관 또 는 골 반 의 골 절	10	12,496	241,367	405,787	49,142,711	37,675,663
	268	원 인 미 상 열	11	11,061	38,218	67,005	6,302,611	5,167,035
	206	기 타 배 병 증	12	10,956	148,226	348,538	40,569,617	31,428,627
	207	연 부 조 직 장 애	13	10,580	95,735	201,143	30,656,027	23,228,943
	192	기 타 장 및 복 막 의 질 환	14	10,011	45,757	92,890	20,435,169	16,286,982
	292	기타 전염성 질환과 관련되어 건강위험의 가능성이 있는 사람	15	9,715	23,932	30,609	852,929	724,323
경 남 Gyeongnam	169	폐 렴	1	38,397	429,751	644,616	101,876,057	84,078,263
	270	기타 달리 분류되지 않은 증상·징후와 임상 및 검사상 이상소견	2	33,023	145,635	320,917	47,971,825	36,943,624
	133	백 내 장 및 수 정 체 의 기 타 장 애	3	25,283	42,946	55,425	44,382,743	35,688,146
	168	인 플 루 엔 자	4	25,201	121,469	226,984	26,680,833	23,694,878
	274	기 타 사 지 뼈 의 골 절	5	25,194	340,767	570,196	85,292,904	64,660,812
	005	감염성 기 원 이 라고 추정 되는 설사와 위장염	6	23,943	142,914	288,898	34,176,085	26,819,329
	205	요 추 및 기 타 추 간 판 장 애	7	21,380	182,032	445,357	40,726,612	30,478,997
	290	검사 및 조사를 위해 보건서비스와 접하고 있는 사람	8	20,451	108,552	163,878	4,904,043	3,941,454
	207	연 부 조 직 장 애	9	20,104	188,116	386,411	50,588,621	38,086,569
	112	치 매	10	19,456	3,548,427	3,597,254	297,779,402	237,421,555
	206	기 타 배 병 증	11	18,374	235,227	492,344	53,901,664	41,263,432
	170	급 성 기 관 지 염 및 급 성 세 기 관 지 염	12	16,871	106,290	203,612	17,544,727	14,908,944
	192	기 타 장 및 복 막 의 질 환	13	16,633	69,565	181,566	30,893,393	24,162,565
	272	목 · 흉 관 또 는 골 반 의 골 절	14	16,191	285,750	476,063	51,838,844	39,388,329
	276	명시된 다발성 신체부위의 탈구·염좌 및 긴장	15	14,595	153,673	277,967	33,039,428	24,232,970
제 주 Jeju	270	기타 달리 분류되지 않은 증상·징후와 임상 및 검사상 이상소견	1	10,674	27,232	53,791	10,102,235	7,991,751
	290	검사 및 조사를 위해 보건서비스와 접하고 있는 사람	2	7,660	62,155	69,931	1,218,764	989,691
	133	백 내 장 및 수 정 체 의 기 타 장 애	3	5,347	8,171	39,321	8,698,303	7,000,216
	169	폐 렴	4	5,076	65,743	94,883	16,500,862	13,707,342
	005	감염성 기 원 이 라고 추정 되는 설사와 위장염	5	3,737	11,889	25,989	3,149,961	2,530,321
	274	기 타 사 지 뼈 의 골 절	6	3,606	33,649	65,460	10,294,623	7,954,593
	281	명시된 상세불명 및 다발성 신체부위의 기타 손상	7	3,345	20,001	38,931	5,878,488	4,631,570
	295	출 산 장 소 에 따 른 출 생 영 아	8	2,921	13,773	13,836	1,400,061	1,385,611
	267	복 부 및 골 반 등 통	9	2,867	4,212	11,518	1,388,721	1,064,705
	268	원 인 미 상 열	10	2,765	12,309	18,199	1,210,511	980,282
	192	기 타 장 및 복 막 의 질 환	11	2,073	9,751	19,089	4,387,348	3,518,175
	207	연 부 조 직 장 애	12	1,923	15,056	37,073	5,050,255	3,857,234
	206	기 타 배 병 증	13	1,919	21,131	59,051	6,075,774	4,676,448
	272	목 · 흉 관 또 는 골 반 의 골 절	14	1,816	30,988	53,277	6,588,240	5,100,683
	096	기타 상피내, 양성신생물 및 행동양식 불명 및 미상의 신생물	15	1,685	13,053	29,101	6,584,332	5,477,607

Note : Based on the Treatments(excluding oriental medicine) including medical aid

제 15-2 표  
Table 15-2

# 시도별 다빈도 Benefits For Highly Frequent

구 분 Division	연번 No	질 병 명 Diseases	순위 Rank	진료실인원수 Patients	입내원일수 Visit	요양급여일수 Reimbursed Days	진료비 Medical Expense	급여비 Benefit
계 Total	181	치 아 및 지 지 구 조 의 기 타 장 애	1	23,159,293	69,306,050	124,952,247	5,396,324,282	3,834,369,067
	170	급 성 기 관 지 염 및 급 성 세 기 관 지 염	2	18,001,869	65,084,377	329,986,547	2,227,178,359	1,661,349,892
	167	기 타 급 성 상 기 도 감 염	3	12,905,976	32,618,630	177,440,783	1,153,219,368	855,720,640
	199	기 타 피 부 및 피 하 조 직 의 질 환	4	12,194,422	33,611,640	241,535,263	1,649,484,966	1,209,300,570
	165	급 성 인 두 염 및 급 성 편 도 염	5	9,222,140	19,656,077	98,858,457	688,668,178	507,011,675
	172	기 타 코 및 비 동 의 질 환	6	9,127,244	22,771,104	162,663,286	911,169,250	657,968,422
	207	연 부 조 직 장 애	7	9,113,949	33,888,621	185,883,264	1,592,572,526	1,125,933,629
	270	기타 달리 분류되지 않은 증상·징후와 임상 및 검사상 이상소견	8	8,444,825	19,584,140	243,322,638	1,713,518,852	1,030,056,303
	206	기 타 배 병 증	9	8,400,246	46,990,642	297,339,193	3,231,882,336	2,409,008,925
	276	명시된 다발성 신체부위의 탈구. 염좌 및 긴장	10	8,237,538	23,996,481	97,599,478	1,209,561,131	849,256,196
	145	본 태 성 ( 원 발 성 ) 고 혈 압	11	7,520,686	50,129,430	1,974,861,578	4,544,289,984	3,303,615,873
	180	치 아 우 식 증	12	6,387,818	10,976,911	13,792,147	627,838,783	449,437,226
	185	기 타 식 도 . 위 및 십 이 지 장 질 환	13	5,811,008	11,812,726	197,741,713	860,096,907	597,677,528
	192	기 타 장 및 복 막 의 질 환	14	5,645,085	10,223,558	87,026,621	1,242,221,133	836,997,025
	139	기 타 눈 및 눈 부 속 기 의 질 환	15	5,422,660	12,655,631	121,199,729	1,507,771,040	1,085,564,049
서 울 Seoul	181	치 아 및 지 지 구 조 의 기 타 장 애	1	4,616,426	14,001,841	24,568,492	1,066,070,699	756,316,699
	170	급 성 기 관 지 염 및 급 성 세 기 관 지 염	2	3,127,712	10,507,339	53,899,849	358,569,956	268,139,082
	167	기 타 급 성 상 기 도 감 염	3	2,324,367	5,818,645	30,824,679	210,156,469	155,986,511
	199	기 타 피 부 및 피 하 조 직 의 질 환	4	2,237,863	6,339,936	45,855,096	326,343,692	236,779,801
	172	기 타 코 및 비 동 의 질 환	5	1,750,958	4,282,719	30,440,671	175,891,473	126,612,636
	270	기타 달리 분류되지 않은 증상·징후와 임상 및 검사상 이상소견	6	1,612,230	3,807,063	48,127,320	336,852,411	196,330,134
	165	급 성 인 두 염 및 급 성 편 도 염	7	1,605,339	3,315,494	16,424,242	113,435,375	83,905,916
	276	명시된 다발성 신체부위의 탈구. 염좌 및 긴장	8	1,540,349	5,040,028	18,433,947	256,177,128	181,517,839
	207	연 부 조 직 장 애	9	1,495,022	5,580,080	28,401,433	268,627,514	190,006,251
	206	기 타 배 병 증	10	1,460,200	7,972,224	45,784,864	617,194,407	463,334,265
	145	본 태 성 ( 원 발 성 ) 고 혈 압	11	1,276,252	8,407,667	330,620,054	756,359,066	553,191,965
	180	치 아 우 식 증	12	1,203,926	2,050,693	2,569,332	115,018,245	81,940,062
	185	기 타 식 도 .위 및 십 이 지 장 질 환	13	1,072,832	2,172,974	33,535,796	149,252,398	104,427,852
	139	기 타 눈 및 눈 부 속 기 의 질 환	14	1,041,888	2,331,606	19,848,122	293,550,660	207,190,547
	184	위 염 및 십 이 지 장 염	15	1,031,106	1,767,413	19,230,705	110,562,123	77,981,244
부 산 Busan	181	치 아 및 지 지 구 조 의 기 타 장 애	1	1,472,840	4,769,415	8,054,349	376,910,576	269,504,610
	170	급 성 기 관 지 염 및 급 성 세 기 관 지 염	2	1,116,548	3,877,003	19,845,643	132,667,934	99,002,554
	167	기 타 급 성 상 기 도 감 염	3	822,807	2,144,796	11,833,220	76,264,703	56,907,991
	199	기 타 피 부 및 피 하 조 직 의 질 환	4	796,486	2,363,618	15,935,650	105,304,685	77,708,419
	165	급 성 인 두 염 및 급 성 편 도 염	5	649,687	1,446,095	7,379,945	52,550,045	38,752,583
	207	연 부 조 직 장 애	6	621,990	2,509,282	13,075,001	109,964,487	78,863,461
	206	기 타 배 병 증	7	553,876	3,440,960	21,162,916	221,526,610	166,833,412
	270	기타 달리 분류되지 않은 증상·징후와 임상 및 검사상 이상소견	8	514,444	1,244,089	18,567,295	112,335,710	69,556,635
	172	기 타 코 및 비 동 의 질 환	9	505,722	1,218,457	8,893,250	49,164,819	35,603,280
	276	명시된 다발성 신체부위의 탈구. 염좌 및 긴장	10	485,167	1,412,527	5,868,683	64,542,534	45,579,737
	145	본 태 성 ( 원 발 성 ) 고 혈 압	11	462,723	3,154,034	120,255,011	277,850,819	204,114,072
	185	기 타 식 도 . 위 및 십 이 지 장 질 환	12	408,220	867,999	16,114,421	67,302,924	47,002,423
	192	기 타 장 및 복 막 의 질 환	13	404,993	768,699	7,103,376	93,912,247	63,471,410
	139	기 타 눈 및 눈 부 속 기 의 질 환	14	402,038	1,026,376	10,031,495	117,898,937	87,050,506
	180	치 아 우 식 증	15	385,104	648,876	794,976	37,016,986	26,620,239

주 : 진료일 기준 (한의원 제외, 요양급여일수, 진료비와 급여비는 약국포함)이며, 의료급여 포함



# 상병 급여현황 (외래)

## Diseases by Province (Outpatients)

(단위 : 명, 일, 천원)  
Unit : Person, Day, 1,000Won

구 분 Division	연번 No	질 병 명 Diseases	순위 Rank	진료실인원수 Patients	입내원일수 Visit	요양급여일수 Reimbursed Days	진료비 Medical Expense	급여비 Benefit
대 구 Daegu	181	치 아 및 지 지 구 조 의 기 타 장 애	1	1,021,263	2,975,335	5,321,148	233,886,876	167,738,728
	170	급 성 기 관 지 염 및 급 성 세 기 관 지 염	2	860,773	3,048,911	15,841,430	104,095,436	77,818,064
	199	기 타 피 부 및 피 하 조 직 의 질 환	3	573,274	1,640,977	11,524,482	74,512,884	55,304,494
	167	기 타 급 성 상 기 도 감 염	4	534,364	1,327,564	7,484,501	47,128,842	35,326,919
	207	연 부 조 직 장 애	5	445,857	1,697,427	9,211,316	77,851,940	56,033,274
	270	기타 달리 분류되지 않은 증상·징후와 임상 및 검사상 이상소견	6	412,906	952,949	11,078,107	82,646,770	52,474,317
	165	급 성 인 두 염 및 급 성 편 도 염	7	403,215	872,222	4,339,841	29,847,180	22,119,830
	172	기 타 코 및 비 동 의 질 환	8	400,967	1,018,059	7,374,143	40,042,194	29,238,187
	276	명시된 다발성 신체부위의 탈구, 염좌 및 긴장	9	368,552	1,010,864	4,104,018	48,602,315	34,566,646
	206	기 타 배 병 증	10	362,729	1,978,751	13,023,977	136,208,757	103,371,136
	145	본 태 성 ( 원 발 성 ) 고 혈 압	11	332,608	2,407,206	89,671,088	213,660,032	157,354,721
	180	치 아 우 식 증	12	297,798	532,274	645,817	29,678,169	21,365,728
	185	기 타 식 도 위 십 이 지 장 질 환	13	276,219	586,997	9,941,734	44,426,231	31,370,796
	192	기 타 장 및 복 막 의 질 환	14	271,312	495,021	4,195,391	64,606,563	44,425,623
	139	기 타 눈 및 눈 부 속 기 의 질 환	15	259,400	660,917	7,360,491	80,883,167	59,727,158
인 천 Incheon	181	치 아 및 지 지 구 조 의 기 타 장 애	1	1,334,556	4,228,970	7,634,611	320,572,641	228,520,647
	170	급 성 기 관 지 염 및 급 성 세 기 관 지 염	2	1,087,666	4,125,258	20,642,334	141,863,259	106,385,581
	167	기 타 급 성 상 기 도 감 염	3	719,272	1,850,654	9,987,625	66,114,479	49,170,031
	199	기 타 피 부 및 피 하 조 직 의 질 환	4	678,594	1,952,750	13,966,096	97,464,308	71,792,409
	172	기 타 코 및 비 동 의 질 환	5	581,149	1,519,094	10,163,155	60,574,063	43,865,655
	276	명시된 다발성 신체부위의 탈구, 염좌 및 긴장	6	512,698	1,574,189	6,375,055	86,630,857	61,305,374
	207	연 부 조 직 장 애	7	511,503	1,895,642	9,968,950	93,472,480	66,150,708
	270	기타 달리 분류되지 않은 증상·징후와 임상 및 검사상 이상소견	8	495,990	1,224,212	13,004,532	97,998,486	58,988,781
	165	급 성 인 두 염 및 급 성 편 도 염	9	486,647	1,016,054	5,148,613	35,966,407	26,540,637
	145	본 태 성 ( 원 발 성 ) 고 혈 압	10	449,364	2,984,873	118,326,179	277,008,220	201,433,799
	206	기 타 배 병 증	11	447,615	2,319,168	13,879,599	177,199,482	132,665,911
	180	치 아 우 식 증	12	361,242	623,243	805,195	36,475,656	26,248,544
	185	기 타 식 도 위 및 십 이 지 장 질 환	13	336,807	671,372	10,520,731	50,989,503	35,378,592
	184	위 염 및 십 이 지 장 염	14	317,739	538,768	6,241,061	35,735,878	25,156,722
	192	기 타 장 및 복 막 의 질 환	15	316,661	554,687	4,512,549	71,987,802	48,338,699
광 주 Gwangju	181	치 아 및 지 지 구 조 의 기 타 장 애	1	655,496	1,954,325	3,315,852	141,145,606	101,020,044
	170	급 성 기 관 지 염 및 급 성 세 기 관 지 염	2	457,779	1,642,385	8,301,930	56,825,480	42,240,122
	167	기 타 급 성 상 기 도 감 염	3	402,957	1,088,382	6,145,810	40,591,765	29,758,524
	199	기 타 피 부 및 피 하 조 직 의 질 환	4	354,162	971,031	6,774,619	47,781,139	35,197,884
	165	급 성 인 두 염 및 급 성 편 도 염	5	287,090	623,101	3,241,213	23,277,802	16,917,059
	207	연 부 조 직 장 애	6	240,890	857,880	5,262,726	44,094,208	30,999,803
	206	기 타 배 병 증	7	224,440	1,190,630	7,149,487	79,850,007	60,957,728
	172	기 타 코 및 비 동 의 질 환	8	223,909	536,498	4,140,256	21,660,350	15,618,382
	270	기타 달리 분류되지않은 증상·징후와 임상 및 검사상 이상소견	9	222,748	435,832	5,061,746	40,733,388	24,707,618
	276	명시된 다발성 신체부위의 탈구, 염좌 및 긴장	10	209,712	535,687	2,302,044	29,274,031	20,082,181
	180	치 아 우 식 증	11	198,106	352,313	423,217	21,957,320	15,931,843
	145	본 태 성 ( 원 발 성 ) 고 혈 압	12	171,342	1,352,046	44,161,304	114,688,496	84,485,019
	131	결 막 염 및 기 타 결 막 의 장 애	13	149,963	243,287	990,733	12,599,646	9,280,763
	005	감염성 기원이라고 추정되는 설사와 위장염	14	148,068	234,782	1,267,189	12,602,953	8,251,413
	281	명시된 상세불명 및 다발성 신체부위의 기타 손상	15	144,530	364,481	1,222,307	17,910,777	11,440,967

Note : Based on the Treatments(excluding oriental medicine, including pharmacy in Treatment Days/Medical Expense/Benefit Amount) including medical aid

제 15-2 표  
Table 15-2

# 시도별 다빈도 Benefits For Highly Frequent

구 분 Division	연번 No	질 병 명 Diseases	순위 Rank	진료실인원수 Patients	입내원일수 Visit	요양급여일수 Reimbursed Days	진료비 Medical Expense	급여비 Benefit
대 전 Daejeon	181	치 아 및 지 지 구 조 의 기 타 장 애	1	653,667	1,841,166	3,530,698	141,524,796	100,802,043
	170	급 성 기 관 지 염 및 급 성 세 기 관 지 염	2	567,016	2,299,608	11,848,325	78,759,118	58,721,945
	167	기 타 급 성 상 기 도 감 염	3	392,919	973,049	5,029,925	34,515,296	25,623,173
	199	기 타 피 부 및 피 하 조 직 의 질 환	4	344,379	973,589	7,504,293	51,674,091	38,160,398
	165	급 성 인 두 염 및 급 성 편 도 염	5	288,313	586,388	2,840,842	20,341,108	15,018,786
	207	연 부 조 직 장 애	6	276,828	1,087,722	6,285,679	49,395,367	35,048,903
	172	기 타 코 및 비 동 의 질 환	7	254,779	614,752	4,585,654	23,823,079	17,216,625
	276	명 시 된 다 발 성 신 체 부 위 의 탈 구 . 염 좌 및 긴 장	8	247,218	719,830	2,928,270	34,182,441	24,253,034
	206	기 타 배 병 증	9	237,390	1,277,988	8,345,283	82,858,125	62,381,908
	270	기타 달리 분류되지 않은 증상·징후와 임상 및 검사상 이상소견	10	233,518	517,602	5,842,167	43,868,106	27,016,102
	145	본 태 성 ( 원 발 성 ) 고 혈 압	11	198,324	1,424,244	52,829,506	120,203,969	88,345,478
	184	위 염 및 십 이 지 장 염	12	185,153	336,671	3,489,617	20,032,005	14,345,010
	180	치 아 우 식 증	13	177,447	298,958	370,152	17,285,311	12,404,608
	192	기 타 장 및 복 막 의 질 환	14	167,158	302,481	2,609,687	32,665,363	22,404,665
	139	기 타 눈 및 눈 부 속 기 의 질 환	15	150,349	371,180	3,555,746	47,866,289	35,310,506
울 산 Ulsan	181	치 아 및 지 지 구 조 의 기 타 장 애	1	470,807	1,382,096	2,458,262	99,437,467	70,219,021
	170	급 성 기 관 지 염 및 급 성 세 기 관 지 염	2	410,736	1,553,812	7,478,021	51,852,239	38,405,934
	167	기 타 급 성 상 기 도 감 염	3	278,830	668,421	3,543,537	22,127,839	16,255,333
	199	기 타 피 부 및 피 하 조 직 의 질 환	4	256,864	726,173	4,476,180	30,632,464	22,079,785
	165	급 성 인 두 염 및 급 성 편 도 염	5	228,675	505,782	2,577,710	17,841,814	13,007,603
	207	연 부 조 직 장 애	6	202,433	841,301	4,080,786	34,945,286	24,214,943
	172	기 타 코 및 비 동 의 질 환	7	199,033	492,211	3,119,029	19,611,366	14,028,132
	270	기타 달리 분류되지 않은 증상·징후와 임상 및 검사상 이상소견	8	188,005	450,086	7,051,552	45,052,646	26,890,136
	276	명 시 된 다 발 성 신 체 부 위 의 탈 구 . 염 좌 및 긴 장	9	165,451	502,426	1,896,600	21,120,842	14,429,554
	206	기 타 배 병 증	10	151,790	786,247	4,645,512	45,717,569	33,157,736
	145	본 태 성 ( 원 발 성 ) 고 혈 압	11	146,227	922,336	39,164,522	81,719,402	58,625,983
	180	치 아 우 식 증	12	135,629	241,296	295,459	13,576,581	9,625,755
	192	기 타 장 및 복 막 의 질 환	13	127,363	221,219	1,660,589	30,287,888	19,619,796
	185	기 타 식 도 . 위 및 십 이 지 장 질 환	14	121,655	235,317	3,848,755	17,662,284	11,817,532
	184	위 염 및 십 이 지 장 염	15	110,003	182,358	2,184,120	12,156,088	8,251,027
세 종 Sejong	181	치 아 및 지 지 구 조 의 기 타 장 애	1	179,580	462,507	798,399	32,101,685	22,580,638
	170	급 성 기 관 지 염 및 급 성 세 기 관 지 염	2	162,245	841,398	4,082,892	28,610,762	21,565,718
	167	기 타 급 성 상 기 도 감 염	3	115,821	310,502	1,620,533	10,698,187	7,924,299
	199	기 타 피 부 및 피 하 조 직 의 질 환	4	93,142	244,658	1,852,161	12,581,752	9,232,504
	172	기 타 코 및 비 동 의 질 환	5	90,061	243,655	1,661,827	9,645,185	7,024,637
	165	급 성 인 두 염 및 급 성 편 도 염	6	87,499	190,474	870,178	6,619,975	4,894,279
	276	명 시 된 다 발 성 신 체 부 위 의 탈 구 . 염 좌 및 긴 장	7	79,305	238,949	828,629	10,785,492	7,550,562
	180	치 아 우 식 증	8	63,274	110,977	126,680	6,331,136	4,526,538
	270	기타 달리 분류되지 않은 증상·징후와 임상 및 검사상 이상소견	9	59,656	137,254	1,301,834	11,056,056	6,657,281
	207	연 부 조 직 장 애	10	58,767	209,929	1,082,166	9,276,779	6,471,631
	206	기 타 배 병 증	11	50,635	234,278	1,477,075	14,634,470	10,711,354
	005	감 염 성 기 원 이 라 고 추 정 되 는 설 사 와 위 장 염	12	45,245	78,476	445,907	3,378,438	2,420,293
	184	위 염 및 십 이 지 장 염	13	44,754	73,911	702,242	4,583,498	3,214,617
	185	기 타 식 도 .위 및 십 이 지 장 질 환	14	44,196	84,492	1,350,473	6,135,712	4,257,399
	192	기 타 장 및 복 막 의 질 환	15	43,672	79,244	616,377	9,949,081	6,862,552

주 : 진료일 기준 (한의분류 제외, 요양급여일수, 진료비와 급여비는 약국포함)이며, 의료급여 포함

# 상병 급여현황 (외래) <계속>

## Diseases by Province (Outpatients) <Cont'd>

(단위 : 명, 일, 천원)  
Unit : Person, Day, 1,000Won

구 분 Division	연번 No	질 병 명 Diseases	순위 Rank	진료실인원수 Patients	입내원일수 Visit	요양급여일수 Reimbursed Days	진료비 Medical Expense	급여비 Benefit
경 기 Gyeonggi	181	치 아 및 지 지 구 조 의 기 타 장 애	1	6,310,265	18,663,855	33,405,544	1,398,346,503	988,360,977
	170	급 성 기 관 지 염 및 급 성 세 기 관 지 염	2	4,941,096	18,803,116	94,357,354	643,064,922	479,681,952
	167	기 타 급 성 상 기 도 감 염	3	3,572,561	9,334,304	50,179,828	334,545,213	247,691,474
	199	기 타 피 부 및 피 하 조 직 의 질 환	4	3,176,833	8,445,990	63,649,519	442,781,450	323,105,331
	172	기 타 코 및 비 동 의 질 환	5	2,705,794	7,054,671	49,073,865	280,465,300	202,414,782
	165	급 성 인 두 염 및 급 성 편 도 염	6	2,606,176	5,598,720	28,083,225	194,652,173	143,138,822
	276	명 시 된 다 발 성 신 체 부 위 의 탈 구 . 염 좌 및 긴 장	7	2,275,498	6,634,572	27,276,926	356,514,495	249,330,523
	207	연 부 조 직 장 애	8	2,262,715	8,011,834	44,800,867	397,054,108	277,121,434
	270	기타 달리 분류되지 않은 증상·징후와 임상 및 검사상 이상소견	9	2,230,618	5,367,771	63,254,913	448,632,155	267,523,562
	206	기 타 배 병 증	10	1,983,727	9,472,945	61,263,276	757,778,492	555,032,330
	145	본 태 성 ( 원 발 성 ) 고 혈 압	11	1,911,662	11,727,157	500,285,937	1,121,267,039	807,766,188
	180	치 아 우 식 증	12	1,732,271	2,947,408	3,698,439	171,169,216	122,155,867
	185	기 타 식 도 . 위 및 십 이 지 장 질 환	13	1,487,956	2,874,657	46,050,447	205,601,301	141,976,702
	192	기 타 장 및 복 막 의 질 환	14	1,479,423	2,649,029	21,918,955	335,961,552	226,921,643
	184	위 염 및 십 이 지 장 염	15	1,465,679	2,459,644	27,259,630	156,738,815	109,637,801
강 원 Gangwon	181	치 아 및 지 지 구 조 의 기 타 장 애	1	629,458	1,860,435	3,636,531	160,882,461	114,732,508
	170	급 성 기 관 지 염 및 급 성 세 기 관 지 염	2	431,455	1,398,914	7,380,253	47,096,904	35,325,288
	167	기 타 급 성 상 기 도 감 염	3	371,236	931,223	5,058,254	30,770,635	22,975,106
	199	기 타 피 부 및 피 하 조 직 의 질 환	4	337,299	867,508	6,575,892	42,624,347	31,458,445
	145	본 태 성 ( 원 발 성 ) 고 혈 압	5	279,521	1,804,335	74,020,596	170,516,922	123,794,692
	206	기 타 배 병 증	6	262,841	1,334,833	10,682,525	98,096,345	71,966,753
	207	연 부 조 직 장 애	7	261,088	901,046	5,630,530	42,170,939	29,552,184
	270	기타 달리 분류되지 않은 증상·징후와 임상 및 검사상 이상소견	8	242,874	542,665	7,476,592	49,983,896	29,696,847
	172	기 타 코 및 비 동 의 질 환	9	228,453	541,701	3,990,138	22,601,783	16,266,426
	165	급 성 인 두 염 및 급 성 편 도 염	10	227,783	449,853	2,249,068	15,346,426	11,299,545
	276	명 시 된 다 발 성 신 체 부 위 의 탈 구 . 염 좌 및 긴 장	11	220,446	557,662	2,571,700	27,140,726	18,770,535
	180	치 아 우 식 증	12	170,632	296,309	392,424	16,567,111	11,949,510
	185	기 타 식 도 .위 및 십 이 지 장 질 환	13	161,837	333,468	5,842,410	23,388,800	16,405,586
	201	관 절 증	14	151,977	716,080	9,137,905	49,454,303	33,883,592
	139	기 타 눈 및 눈 부 속 기 의 질 환	15	151,958	346,843	3,891,817	47,047,436	33,851,978
충 북 Chungbuk	181	치 아 및 지 지 구 조 의 기 타 장 애	1	693,333	2,061,702	3,982,076	170,124,774	120,882,694
	170	급 성 기 관 지 염 및 급 성 세 기 관 지 염	2	594,860	2,230,612	11,084,808	76,962,290	57,410,380
	167	기 타 급 성 상 기 도 감 염	3	375,695	894,660	4,859,224	30,886,004	23,078,187
	199	기 타 피 부 및 피 하 조 직 의 질 환	4	375,028	1,015,733	7,908,178	47,611,444	34,903,862
	207	연 부 조 직 장 애	5	309,609	1,126,587	6,576,022	49,978,281	35,461,499
	206	기 타 배 병 증	6	297,818	1,652,063	11,245,273	105,957,138	78,260,656
	172	기 타 코 및 비 동 의 질 환	7	279,286	686,155	4,804,718	28,447,632	20,480,614
	145	본 태 성 ( 원 발 성 ) 고 혈 압	8	267,054	1,809,374	72,692,382	162,315,613	117,555,987
	165	급 성 인 두 염 및 급 성 편 도 염	9	252,048	499,681	2,595,635	18,201,984	13,479,218
	276	명 시 된 다 발 성 신 체 부 위 의 탈 구 . 염 좌 및 긴 장	10	251,211	715,130	3,043,305	32,595,444	22,954,774
	270	기타 달리 분류되지 않은 증상·징후와 임상 및 검사상 이상소견	11	251,072	561,261	6,402,547	48,905,588	29,600,183
	192	기 타 장 및 복 막 의 질 환	12	187,450	345,098	2,942,007	42,337,902	28,767,255
	180	치 아 우 식 증	13	187,370	321,348	417,459	18,209,654	13,059,477
	185	기 타 식 도 .위 및 십 이 지 장 질 환	14	187,194	397,427	6,259,099	27,842,155	19,572,582
	139	기 타 눈 및 눈 부 속 기 의 질 환	15	181,401	423,575	3,719,639	48,145,156	35,313,636

Note : Based on the Treatments(excluding oriental medicine, including pharmacy in Treatment Days/Medical Expense/Benefit Amount) including medical aid

제 15-2 표  
Table 15-2

# 시도별 다빈도 Benefits For Highly Frequent

구 분 Division	연번 No	질 병 명 Diseases	순위 Rank	진료실인원수 Patients	입내원일수 Visit	요양급여일수 Reimbursed Days	진료비 Medical Expense	급여비 Benefit
충 남 Chungnam	181	치 아 및 지 지 구 조 의 기 타 장 애	1	922,266	2,674,790	5,179,674	219,918,523	155,772,558
	170	급 성 기 관 지 염 및 급 성 세 기 관 지 염	2	790,832	2,902,336	14,653,597	99,629,379	74,073,130
	167	기 타 급 성 상 기 도 감 염	3	534,588	1,272,264	7,498,526	44,580,538	33,127,578
	199	기 타 피 부 및 피 하 조 직 의 질 환	4	508,225	1,366,280	9,675,519	65,906,127	48,463,578
	207	연 부 조 직 장 애	5	416,091	1,468,895	9,098,436	69,598,353	49,100,560
	206	기 타 배 병 증	6	412,999	2,513,205	17,801,845	155,144,791	114,908,902
	145	본 태 성 ( 원 발 성 ) 고 혈 압	7	368,950	2,425,685	99,148,408	219,711,071	158,331,924
	172	기 타 코 및 비 동 의 질 환	8	350,208	864,342	6,387,599	34,714,511	24,979,546
	270	기타 달리 분류되지 않은 증상·징후와 임상 및 검사상 이상소견	9	347,818	787,990	10,051,156	68,226,374	40,513,951
	165	급 성 인 두 염 및 급 성 편 도 염	10	335,675	733,120	3,822,825	26,744,267	19,768,288
	276	명시된 다발성 신체부위의 탈구 . 염좌 및 긴장	11	325,039	843,250	3,969,056	40,534,619	28,162,652
	180	치 아 우 식 증	12	266,525	471,985	614,694	26,090,957	18,607,014
	192	기 타 장 및 복 막 의 질 환	13	255,169	465,919	4,010,466	55,491,379	37,121,192
	185	기 타 식 도 . 위 및 십 이 지 장 질 환	14	247,389	510,439	8,562,118	34,687,051	24,042,518
	184	위 염 및 십 이 지 장 염	15	239,174	438,464	5,116,337	26,258,527	18,527,343
전 북 Jeonbuk	181	치 아 및 지 지 구 조 의 기 타 장 애	1	764,514	2,344,632	4,428,769	195,868,318	140,830,830
	170	급 성 기 관 지 염 및 급 성 세 기 관 지 염	2	591,549	1,943,739	10,408,972	67,089,455	50,435,714
	167	기 타 급 성 상 기 도 감 염	3	468,151	1,234,038	6,673,367	40,774,162	30,644,388
	199	기 타 피 부 및 피 하 조 직 의 질 환	4	438,436	1,191,024	8,287,721	55,086,014	41,366,724
	206	기 타 배 병 증	5	382,575	2,798,005	17,126,581	148,942,292	114,183,019
	207	연 부 조 직 장 애	6	348,164	1,364,575	7,874,688	60,458,632	43,977,513
	165	급 성 인 두 염 및 급 성 편 도 염	7	334,703	803,206	3,978,456	27,407,105	20,346,215
	270	기타 달리 분류되지 않은 증상·징후와 임상 및 검사상 이상소견	8	308,783	662,178	8,709,436	63,867,487	39,733,220
	145	본 태 성 ( 원 발 성 ) 고 혈 압	9	300,056	2,317,711	78,971,218	201,597,064	148,560,116
	172	기 타 코 및 비 동 의 질 환	10	279,058	676,228	5,340,022	25,915,895	18,947,678
	276	명시된 다발성 신체부위의 탈구 . 염좌 및 긴장	11	277,080	776,514	3,217,231	36,686,912	26,102,851
	180	치 아 우 식 증	12	224,172	399,222	513,909	24,117,770	17,534,782
	185	기 타 식 도 .위 및 십 이 지 장 질 환	13	214,847	474,062	8,438,935	34,243,471	24,280,879
	192	기 타 장 및 복 막 의 질 환	14	209,118	392,854	3,451,217	41,801,978	28,576,575
	201	관 절 증	15	200,156	1,178,290	12,008,998	70,333,429	50,036,939
전 남 Jeonnam	181	치 아 및 지 지 구 조 의 기 타 장 애	1	755,394	2,298,242	4,370,354	195,410,982	139,386,647
	170	급 성 기 관 지 염 및 급 성 세 기 관 지 염	2	612,983	2,126,674	10,738,504	74,497,538	55,300,369
	199	기 타 피 부 및 피 하 조 직 의 질 환	3	464,934	1,242,202	8,530,306	55,993,610	41,463,084
	167	기 타 급 성 상 기 도 감 염	4	444,610	1,088,978	6,228,137	37,721,420	27,820,360
	206	기 타 배 병 증	5	424,396	3,343,769	20,184,813	176,203,981	133,636,019
	207	연 부 조 직 장 애	6	381,653	1,527,497	8,691,255	68,970,681	49,339,328
	145	본 태 성 ( 원 발 성 ) 고 혈 압	7	321,680	2,358,849	83,524,586	209,610,322	153,045,890
	165	급 성 인 두 염 및 급 성 편 도 염	8	312,657	645,451	3,360,163	23,885,596	17,370,403
	270	기타 달리 분류되지 않은 증상·징후와 임상 및 검사상 이상소견	9	275,619	562,662	7,849,383	54,351,755	33,271,572
	276	명시된 다발성 신체부위의 탈구 . 염좌 및 긴장	10	268,955	699,637	3,237,190	34,288,829	23,664,904
	172	기 타 코 및 비 동 의 질 환	11	261,552	610,640	4,450,776	23,382,317	16,885,059
	201	관 절 증	12	214,656	1,232,214	11,311,487	74,559,300	51,829,755
	180	치 아 우 식 증	13	214,610	368,697	479,502	21,510,174	15,356,306
	192	기 타 장 및 복 막 의 질 환	14	213,997	384,171	3,313,227	43,860,878	29,015,611
	185	기 타 식 도 . 위 및 십 이 지 장 질 환	15	210,886	467,012	8,760,076	36,126,200	24,932,654

주 : 진료일 기준 (한의원분류 제외, 요양급여일수, 진료비와 급여비는 약국포함)이며, 의료급여 포함

# 상병 급여현황 (외래) <계속>

## Diseases by Province (Outpatients) <Cont'd>

(단위 : 명, 일, 천원)  
Unit : Person, Day, 1,000Won

구 분 Division	연번 No	질 병 명 Diseases	순위 Rank	진료실인원수 Patients	입내원일수 Visit	요양급여일수 Reimbursed Days	진료비 Medical Expense	급여비 Benefit
경 북 Gyeongbuk	181	치 아 및 지 지 구 조 의 기 타 장 애	1	1,029,047	2,964,429	5,567,391	261,604,729	186,152,180
	170	급 성 기 관 지 염 및 급 성 세 기 관 지 염	2	846,489	2,849,216	15,364,399	98,687,436	73,576,668
	199	기 타 피 부 및 피 하 조 직 의 질 환	3	605,074	1,666,540	11,259,399	72,239,742	53,492,925
	167	기 타 급 성 상 기 도 감 염	4	562,325	1,281,414	7,113,071	41,621,242	31,052,281
	207	연 부 조 직 장 애	5	491,433	1,777,831	10,693,570	82,327,679	58,418,954
	206	기 타 배 병 증	6	441,425	2,379,957	17,960,788	156,741,329	115,880,304
	270	기타 달리 분류되지 않은 증상·징후와 임상 및 검사상 이상소견	7	439,496	989,988	13,807,104	93,800,706	57,462,552
	145	본 태 성 ( 원 발 성 ) 고 혈 압	8	426,771	3,029,061	114,337,885	264,353,153	191,961,618
	165	급 성 인 두 염 및 급 성 편 도 염	9	420,612	931,582	4,708,377	31,861,505	23,492,037
	276	명시된 다발성 신체부위의 탈구 . 염좌 및 긴장	10	402,311	1,067,537	4,772,473	51,899,820	36,346,156
	172	기 타 코 및 비 동 의 질 환	11	373,432	912,837	6,802,025	35,344,134	25,546,800
	185	기 타 식 도 . 위 및 십 이 지 장 질 환	12	313,704	673,157	11,987,238	51,406,910	35,690,610
	180	치 아 우 식 증	13	297,067	506,160	638,921	27,838,601	19,909,445
	192	기 타 장 및 복 막 의 질 환	14	294,560	545,548	4,690,843	68,149,740	45,793,798
	201	관 절 증	15	278,506	1,437,375	16,355,608	95,490,548	65,822,169
경 남 Gyeongnam	181	치 아 및 지 지 구 조 의 기 타 장 애	1	1,364,026	3,989,662	7,236,500	321,899,405	228,224,415
	170	급 성 기 관 지 염 및 급 성 세 기 관 지 염	2	1,166,011	4,148,878	20,063,780	140,047,051	102,989,517
	167	기 타 급 성 상 기 도 감 염	3	805,098	1,942,148	10,814,491	68,199,085	50,012,885
	199	기 타 피 부 및 피 하 조 직 의 질 환	4	786,322	2,156,603	14,675,976	98,597,961	71,836,911
	207	연 부 조 직 장 애	5	668,254	2,571,930	13,079,394	114,898,161	81,252,350
	206	기 타 배 병 증	6	590,287	3,492,710	21,219,725	216,415,726	160,677,846
	165	급 성 인 두 염 및 급 성 편 도 염	7	584,498	1,220,785	6,129,290	43,029,938	31,263,231
	172	기 타 코 및 비 동 의 질 환	8	518,549	1,195,807	9,139,961	47,330,473	34,102,112
	270	기타 달리 분류되지 않은 증상·징후와 임상 및 검사상 이상소견	9	500,208	1,112,558	13,551,874	96,513,611	58,021,404
	276	명시된 다발성 신체부위의 탈구 . 염좌 및 긴장	10	496,559	1,356,150	5,762,464	64,564,729	44,764,317
	145	본 태 성 ( 원 발 성 ) 고 혈 압	11	475,562	3,162,838	124,170,449	280,756,421	202,451,685
	180	치 아 우 식 증	12	380,447	641,827	808,175	35,799,766	25,580,640
	185	기 타 식 도 .위 및 십 이 지 장 질 환	13	375,453	754,802	14,286,587	59,370,808	40,536,401
	192	기 타 장 및 복 막 의 질 환	14	352,343	633,787	5,386,566	72,936,221	48,307,451
	139	기 타 눈 및 눈 부 속 기 의 질 환	15	344,134	856,851	8,308,338	93,398,694	67,894,219
제 주 Jeju	181	치 아 및 지 지 구 조 의 기 타 장 애	1	286,355	832,648	1,463,597	60,618,241	43,323,829
	170	급 성 기 관 지 염 및 급 성 세 기 관 지 염	2	236,119	785,178	3,994,456	26,859,198	20,277,874
	167	기 타 급 성 상 기 도 감 염	3	180,375	457,588	2,546,055	16,523,489	12,365,598
	199	기 타 피 부 및 피 하 조 직 의 질 환	4	167,507	447,028	3,084,176	22,349,255	16,954,017
	172	기 타 코 및 비 동 의 질 환	5	124,334	303,278	2,296,197	12,554,677	9,137,871
	207	연 부 조 직 장 애	6	121,652	459,163	2,070,445	19,487,631	13,920,834
	206	기 타 배 병 증	7	115,503	802,909	4,385,654	41,412,816	31,049,646
	276	명시된 다발성 신체부위의 탈구 . 염좌 및 긴장	8	111,987	311,529	1,011,887	14,019,916	9,874,556
	165	급 성 인 두 염 및 급 성 편 도 염	9	111,523	218,069	1,108,834	7,659,478	5,697,221
	270	기타 달리 분류되지 않은 증상·징후와 임상 및 검사상 이상소견	10	108,840	227,980	2,185,080	18,693,706	11,612,009
	180	치 아 우 식 증	11	92,198	165,325	197,796	9,196,131	6,620,868
	145	본 태 성 ( 원 발 성 ) 고 혈 압	12	91,420	591,747	22,169,701	49,333,529	35,780,340
	281	명시된 상체불명 및 다발성 신체부위의 기타 손상	13	73,450	202,028	580,249	9,207,894	6,068,736
	131	결 막 염 및 기 타 결 막 의 장 애	14	71,250	124,874	731,545	6,888,868	5,062,011
	174	기 타 상 기 도 의 질 환	15	68,537	150,530	782,763	6,991,138	5,070,210

Note : Based on the Treatments(excluding oriental medicine, including pharmacy in Treatment Days/Medical Expense/Benefit Amount) including medical aid

제 15-3 표  
Table 15-3

# 시도별 다빈도 Benefits For Highly Frequent

구 분 Division	연번 No	질 병 명 Diseases	순위 Rank	진료실인원수 Patients	입내원일수 Visit	요양급여일수 Reimbursed Days	진료비 Medical Expense	급여비 Benefit
계 Total	167	기 타 급 성 상 기 도 감 염	1	370,861	898,213	3,601,086	9,861,299	8,513,568
	145	본 태 성 ( 원 발 성 ) 고 혈 압	2	277,830	1,462,673	33,647,669	63,339,054	46,052,746
	199	기 타 피 부 및 피 하 조 직 의 질 환	3	119,944	230,140	934,022	2,691,323	2,306,256
	207	연 부 조 직 장 애	4	96,580	332,489	1,428,455	3,717,734	3,115,971
	203	관 절 의 기 타 장 애	5	91,376	415,210	1,673,824	4,170,552	3,388,468
	270	기타 달리 분류되지 않은 증상·징후와 임상 및 검사상 이상소견	6	77,414	163,621	849,843	2,630,110	2,142,622
	281	명시된 상세불명 및 다발성 신체부위의 기타 손상	7	70,517	122,929	292,470	2,094,817	1,636,466
	185	기 타 식 도 · 위 및 십 이 지 장 질 환	8	67,428	133,242	742,117	1,915,974	1,589,271
	290	검사 및 조사를 위해 보건서비스와 접하고 있는 사람	9	66,682	96,897	102,138	557,905	454,406
	111	기 타 내 분 비 · 영 양 및 대 사 질 환	10	55,996	176,042	2,380,163	4,997,553	3,685,831
	206	기 타 배 병 증	11	55,413	235,513	727,077	2,268,029	1,868,874
	184	위 염 및 십 이 지 장 염	12	51,338	123,777	826,195	1,916,276	1,574,542
	104	당 뇨 병	13	47,247	188,536	2,149,610	5,254,691	3,923,516
	192	기 타 장 및 복 막 의 질 환	14	43,579	91,251	525,229	1,478,615	1,209,813
	181	치 아 및 지 지 구 조 의 기 타 장 애	15	40,318	61,931	134,544	565,526	477,116
서 울 Seoul	145	본 태 성 ( 원 발 성 ) 고 혈 압	1	17,878	62,017	114,094	447,975	386,084
	290	검사 및 조사를 위해 보건서비스와 접하고 있는 사람	2	13,659	15,119	15,121	87,050	72,052
	111	기 타 내 분 비 · 영 양 및 대 사 질 환	3	9,516	27,061	32,436	165,119	144,171
	298	기타 이유로 보건서비스와 접하고 있는 사람	4	7,909	9,564	9,564	54,523	44,485
	104	당 뇨 병	5	5,277	19,858	28,327	128,884	111,782
	181	치 아 및 지 지 구 조 의 기 타 장 애	6	3,734	6,443	6,521	37,259	31,891
	203	관 절 의 기 타 장 애	7	2,903	39,340	40,151	153,760	118,841
	292	기타 전염성 질환과 관련하여 건강위험의 가능성이 있는 사람	8	2,902	3,414	3,503	19,856	16,508
	208	뼈 밀 도 및 구 조 장 애	9	2,227	2,304	2,304	13,175	10,744
	206	기 타 배 병 증	10	1,870	23,480	24,283	90,747	71,483
	167	기 타 급 성 상 기 도 감 염	11	1,335	2,114	2,208	12,269	11,271
	270	기타 달리 분류되지 않은 증상·징후와 임상 및 검사상 이상소견	12	1,322	2,251	3,352	14,516	11,995
	200	류마티오이드 관절염 및 기타 염증성 다발성 관절병증	13	876	11,029	11,429	32,329	24,467
	201	관 절 증	14	823	11,188	11,415	33,702	25,823
	207	연 부 조 직 장 애	15	662	6,126	6,516	22,762	18,599
부 산 Busan	145	본 태 성 ( 원 발 성 ) 고 혈 압	1	6,267	31,073	121,970	328,853	270,423
	181	치 아 및 지 지 구 조 의 기 타 장 애	2	3,397	5,087	5,234	29,563	25,540
	167	기 타 급 성 상 기 도 감 염	3	2,647	5,612	17,049	52,358	47,117
	203	관 절 의 기 타 장 애	4	1,181	12,963	15,453	40,117	31,716
	104	당 뇨 병	5	1,148	6,113	13,796	48,069	41,424
	207	연 부 조 직 장 애	6	1,079	6,622	10,923	26,362	20,898
	298	기타 이유로 보건서비스와 접하고 있는 사람	7	990	1,363	1,387	7,797	7,504
	175	기관지염·폐기종 및 기타 만성 폐쇄성 폐질환	8	980	2,188	2,257	12,728	11,748
	180	치 아 우 식 증	9	967	1,121	1,121	6,468	5,484
	206	기 타 배 병 증	10	853	6,249	9,305	28,548	23,691
	290	검사 및 조사를 위해 보건서비스와 접하고 있는 사람	11	809	915	915	5,169	4,375
	111	기 타 내 분 비 · 영 양 및 대 사 질 환	12	736	2,213	7,140	20,537	16,895
	170	급 성 기관지염 및 급 성 세 기관지염	13	648	874	876	5,057	4,659
	199	기 타 피 부 및 피 하 조 직 의 질 환	14	607	1,007	2,801	8,577	7,805
	201	관 절 증	15	510	2,973	3,465	13,003	10,987

주 : 1) 진료일 기준(한의원류 제외)이며, 의료급여 포함  
2) 보건기관 소재지 기준

# 상병 급여현황 (보건기관)

## Diseases by Province (Health Centers)

(단위 : 명, 일, 천원)  
Unit : Person, Day, 1,000Won

구 분 Division	연번 No	질 병 명 Diseases	순위 Rank	진료실인원수 Patients	입내원일수 Visit	요양급여일수 Reimbursed Days	진료비 Medical Expense	급여비 Benefit
대 구 Daegu	167	기 타 급 성 상 기 도 감 염	1	4,503	10,227	43,524	114,429	97,529
	145	본 태 성 ( 원 발 성 ) 고 혈 압	2	3,832	18,046	366,789	700,928	508,624
	199	기 타 피 부 및 피 하 조 직 의 질 환	3	1,651	2,967	12,295	32,508	27,924
	298	기 타 이유로 보건서비스와 접하고 있는 사람	4	1,479	2,519	3,159	15,381	13,229
	290	검사 및 조사를 위해 보건서비스와 접하고 있는 사람	5	1,410	2,026	2,053	10,954	9,015
	207	연 부 조 직 장 애	6	1,232	5,174	20,559	46,697	38,589
	184	위 염 및 십 이 지 장 염	7	1,045	2,995	31,860	68,248	51,733
	203	관 절 의 기 타 장 애	8	1,031	7,806	15,502	38,428	28,931
	104	당 뇨 병	9	962	2,969	37,487	77,961	57,547
	270	기타 달리 분류되지 않은 증상·징후와 임상 및 검사상 이상소견	10	950	2,673	8,124	20,854	17,027
	206	기 타 배 병 증	11	811	4,940	7,004	20,844	16,715
	111	기 타 내 분 비 · 영 양 및 대 사 질 환	12	801	2,810	45,450	90,536	65,713
	119	기 타 정 신 및 행 동 장 애	13	652	1,724	54,294	102,841	73,222
	281	명시된 상세불명 및 다발성 신체부위의 기타 손상	14	651	987	2,344	7,521	6,577
	005	감염성 기 원 이 라고 추 정 되는 설 사 와 위 장 염	15	584	818	3,504	9,936	8,132
인 천 Incheon	145	본 태 성 ( 원 발 성 ) 고 혈 압	1	11,492	51,414	1,508,464	2,785,306	2,003,743
	167	기 타 급 성 상 기 도 감 염	2	9,020	19,483	101,216	253,329	205,891
	208	뼈 밀 도 및 구 조 장 애	3	4,238	8,193	13,319	55,714	47,791
	203	관 절 의 기 타 장 애	4	3,642	15,592	79,974	197,767	150,124
	199	기 타 피 부 및 피 하 조 직 의 질 환	5	2,408	3,912	19,185	47,947	38,697
	207	연 부 조 직 장 애	6	2,124	9,760	25,474	86,514	67,882
	111	기 타 내 분 비 · 영 양 및 대 사 질 환	7	2,120	6,388	165,782	309,088	221,574
	281	명시된 상세불명 및 다발성 신체부위의 기타 손상	8	2,117	3,861	11,481	35,740	29,084
	290	검사 및 조사를 위해 보건서비스와 접하고 있는 사람	9	2,085	2,581	2,657	13,736	11,247
	104	당 뇨 병	10	1,836	7,618	96,643	198,593	147,853
	206	기 타 배 병 증	11	1,769	14,430	37,234	113,587	89,303
	185	기 타 식 도 · 위 및 십 이 지 장 질 환	12	1,750	3,141	27,396	59,436	46,099
	270	기타 달리 분류되지 않은 증상·징후와 임상 및 검사상 이상소견	13	1,747	3,604	35,320	72,001	55,500
	181	치 아 및 지 지 구 조 의 기 타 장 애	14	1,574	2,502	7,734	21,794	18,645
	287	기 타 및 상 세 불 명 외 인 의 영 향	15	1,423	2,198	8,989	26,147	22,198
광 주 Gwangju	167	기 타 급 성 상 기 도 감 염	1	2,444	7,351	22,810	63,014	56,940
	203	관 절 의 기 타 장 애	2	965	3,941	14,315	38,757	34,511
	145	본 태 성 ( 원 발 성 ) 고 혈 압	3	728	2,831	17,523	38,933	31,744
	199	기 타 피 부 및 피 하 조 직 의 질 환	4	636	1,201	3,937	10,653	9,703
	206	기 타 배 병 증	5	564	2,624	4,913	17,345	14,576
	207	연 부 조 직 장 애	6	561	2,320	7,735	20,708	18,873
	290	검사 및 조사를 위해 보건서비스와 접하고 있는 사람	7	561	581	581	3,352	2,869
	270	기타 달리 분류되지 않은 증상·징후와 임상 및 검사상 이상소견	8	368	646	1,850	5,325	4,807
	185	기 타 식 도 ·위 및 십 이 지 장 질 환	9	343	657	1,999	5,632	5,169
	170	급 성 기 관 지 염 및 급 성 세 기 관 지 염	10	310	459	511	2,725	2,496
	172	기 타 코 및 비 동 의 질 환	11	280	507	1,276	4,016	3,680
	184	위 염 및 십 이 지 장 염	12	277	669	2,678	6,730	6,124
	175	기관지염, 폐기종 및 기타 만성 폐쇄성 폐질환	13	250	559	2,065	5,379	4,948
	192	기 타 장 및 복 막 의 질 환	14	238	454	1,439	3,961	3,630
	201	관 절 증	15	198	1,316	1,447	5,749	4,668

Note : 1) Based on the Treatments(excluding oriental medicine) including medical aid  
2) Location of health center

제 15-3 표  
Table 15-3

# 시도별 다빈도 Benefits For Highly Frequent

구 분 Division	연번 No	질 병 명 Diseases	순위 Rank	진료실인원수 Patients	입내원일수 Visit	요양급여일수 Reimbursed Days	진료비 Medical Expense	급여비 Benefit
대 전 Daejeon	201	관 절 증	1	2,714	6,153	6,268	32,678	29,126
	145	본 태 성 ( 원 발 성 ) 고 혈 압	2	1,620	6,991	71,133	138,286	103,020
	167	기 타 급 성 상 기 도 감 염	3	1,249	3,389	10,660	29,355	26,561
	294	출 산 전 선 별 검 사 및 기 타 임 신 의 관 리	4	795	804	804	4,639	3,760
	170	급 성 기 관 지 염 및 급 성 세 기 관 지 염	5	713	1,624	1,624	8,469	7,655
	119	기 타 정 신 및 행 동 장 애	6	704	1,664	1,759	8,618	7,821
	199	기 타 피 부 및 피 하 조 직 의 질 환	7	484	1,083	3,898	10,143	9,147
	203	관 절 의 기 타 장 애	8	433	1,674	6,312	16,082	14,498
	142	기 타 귀 및 유 양 돌 기 질 환	9	387	512	519	2,609	2,368
	292	기타 전염성 질환과 관련되어 건강위험의 가능성이 있는 사람	10	382	479	479	2,764	2,248
	207	연 부 조 직 장 애	11	349	969	4,085	9,978	9,078
	104	당 뇨 병	12	348	1,158	1,797	7,453	6,440
	111	기 타 내 분 비 · 영 양 및 대 사 질 환	13	329	858	5,565	12,182	9,319
	185	기 타 식 도 · 위 및 십 이 지 장 질 환	14	300	621	2,725	6,610	5,663
	184	위 염 및 십 이 지 장 염	15	275	741	2,886	7,305	6,405
울 산 Ulsan	145	본 태 성 ( 원 발 성 ) 고 혈 압	1	4,462	18,056	176,437	357,447	269,571
	167	기 타 급 성 상 기 도 감 염	2	2,793	5,882	22,163	57,861	51,188
	270	기타 달리 분류되지 않은 증상·징후와 임상 및 검사상 이상소견	3	1,419	2,210	7,913	21,155	18,277
	104	당 뇨 병	4	1,390	5,307	9,276	37,519	32,627
	207	연 부 조 직 장 애	5	970	3,462	19,246	40,423	32,663
	199	기 타 피 부 및 피 하 조 직 의 질 환	6	914	1,972	9,181	21,756	18,540
	111	기 타 내 분 비 · 영 양 및 대 사 질 환	7	763	2,114	11,629	27,614	21,495
	175	기 관 지 염 . 폐 기 중 및 기 타 만 성 폐 쇄 성 폐 질 환	8	676	1,789	8,275	19,685	17,438
	181	치 아 및 지 지 구 조 의 기 타 장 애	9	650	1,148	2,124	8,041	7,282
	180	치 아 우 식 증	10	558	1,021	1,021	5,891	5,265
	172	기 타 코 및 비 등 의 질 환	11	491	1,077	7,582	16,071	13,206
	185	기 타 식 도 . 위 및 십 이 지 장 질 환	12	467	864	4,433	10,253	8,787
	203	관 절 의 기 타 장 애	13	429	1,382	8,577	18,457	14,864
	184	위 염 및 십 이 지 장 염	14	406	1,044	10,292	20,079	15,486
	298	기 타 이 유 로 보 건 서 비 스 와 접 하 고 있 는 사 람	15	387	662	670	3,754	3,663
세 종 Sejong	167	기 타 급 성 상 기 도 감 염	1	1,103	2,536	8,084	22,092	19,793
	145	본 태 성 ( 원 발 성 ) 고 혈 압	2	788	4,424	188,418	330,051	232,765
	199	기 타 피 부 및 피 하 조 직 의 질 환	3	338	602	2,228	5,793	5,078
	270	기타 달리 분류되지 않은 증상·징후와 임상 및 검사상 이상소견	4	316	885	3,770	9,191	7,979
	207	연 부 조 직 장 애	5	210	656	4,118	9,166	7,760
	184	위 염 및 십 이 지 장 염	6	207	588	2,668	6,391	5,690
	185	기 타 식 도 · 위 및 십 이 지 장 질 환	7	198	400	1,417	3,710	3,374
	203	관 절 의 기 타 장 애	8	177	543	3,417	7,436	6,052
	281	명 시 된 상 세 불 명 및 다 발 성 신 체 부 위 의 기 타 손 상	9	148	289	739	2,154	1,800
	192	기 타 장 및 복 막 의 질 환	10	144	276	1,080	2,713	2,417
	170	급 성 기 관 지 염 및 급 성 세 기 관 지 염	11	133	394	1,180	3,299	2,946
	111	기 타 내 분 비 · 영 양 및 대 사 질 환	12	121	348	11,788	21,112	14,895
	181	치 아 및 지 지 구 조 의 기 타 장 애	13	117	179	380	1,305	1,161
	206	기 타 배 병 증	14	87	204	1,195	2,784	2,379
	104	당 뇨 병	15	86	296	9,588	17,148	12,296

주 : 1) 진료일 기준(한의분류 제외)이며, 의료급여 포함  
2) 보건기관 소재지 기준



# 상병 급여현황 (보건기관) <계속>

## Diseases by Province (Health Centers) <Cont'd>

(단위 : 명, 일, 천원)  
Unit : Person, Day, 1,000Won

구 분 Division	연번 No	질 병 명 Diseases	순위 Rank	진료실인원수 Patients	입내원일수 Visit	요양급여일수 Reimbursed Days	진료비 Medical Expense	급여비 Benefit
경 기 Gyeonggi	145	본 태 성 ( 원 발 성 ) 고 혈 압	1	44,549	202,601	2,993,047	6,178,436	4,543,146
	167	기 타 급 성 상 기 도 감 염	2	24,037	54,032	197,077	564,615	492,484
	270	기타 달리 분류되지 않은 증상·징후와 임상 및 검사상 이상소견	3	7,676	16,137	73,915	432,609	335,903
	111	기 타 내 분 비 · 영 양 및 대 사 질 환	4	7,359	20,768	132,330	338,309	259,979
	298	기 타 이 유로 보 건 서 비 스와 접 하고 있 는 사 람	5	6,805	7,709	8,236	49,813	40,383
	199	기 타 피 부 및 피 하 조 직 의 질 환	6	6,555	11,749	42,474	170,793	140,136
	104	당 뇨 병	7	6,465	22,602	124,772	376,014	290,954
	207	연 부 조 직 장 애	8	6,036	21,800	83,107	215,753	179,129
	203	관 절 의 기 타 장 애	9	5,879	28,876	118,925	294,493	236,855
	185	기 타 식 도 · 위 및 십 이 지 장 질 환	10	5,784	12,186	63,775	167,451	140,550
	290	검사 및 조사를 위해 보건서비스와 접하고 있는 사람	11	4,800	5,572	5,610	43,328	35,262
	181	치 아 및 지 지 구 조 의 기 타 장 애	12	4,613	6,409	11,030	54,350	44,806
	206	기 타 배 병 증	13	4,568	21,695	44,873	147,712	120,616
	281	명시된 상세불명 및 다발성 신체부위의 기타 손상	14	4,254	6,509	12,274	185,735	139,821
	184	위 염 및 십 이 지 장 염	15	4,222	9,638	58,168	141,323	115,811
강 원 Gangwon	167	기 타 급 성 상 기 도 감 염	1	29,756	63,178	245,302	713,255	604,037
	145	본 태 성 ( 원 발 성 ) 고 혈 압	2	25,333	124,002	3,443,676	6,394,039	4,612,435
	199	기 타 피 부 및 피 하 조 직 의 질 환	3	10,761	19,331	79,104	234,933	198,911
	290	검사 및 조사를 위해 보건서비스와 접하고 있는 사람	4	8,783	13,016	13,677	71,474	59,176
	203	관 절 의 기 타 장 애	5	8,149	37,189	117,456	307,116	246,475
	281	명시된 상세불명 및 다발성 신체부위의 기타 손상	6	7,363	11,067	24,182	232,161	176,962
	185	기 타 식 도 ·위 및 십 이 지 장 질 환	7	6,696	12,596	68,943	173,969	144,744
	270	기타 달리 분류되지 않은 증상·징후와 임상 및 검사상 이상소견	8	6,080	11,960	62,449	186,736	153,597
	207	연 부 조 직 장 애	9	5,685	17,406	58,381	161,691	137,819
	184	위 염 및 십 이 지 장 염	10	5,035	11,734	80,082	183,668	151,829
	111	기 타 내 분 비 · 영 양 및 대 사 질 환	11	4,609	14,014	220,176	458,600	336,022
	104	당 뇨 병	12	4,348	18,021	268,519	594,797	439,909
	206	기 타 배 병 증	13	3,758	13,517	43,766	126,864	103,930
	192	기 타 장 및 복 막 의 질 환	14	3,356	6,757	37,704	96,239	80,055
	172	기 타 코 및 비 동 의 질 환	15	3,348	6,572	29,617	88,201	72,151
충 북 Chungbuk	167	기 타 급 성 상 기 도 감 염	1	22,123	52,835	235,779	581,363	506,536
	145	본 태 성 ( 원 발 성 ) 고 혈 압	2	18,695	104,430	3,680,232	6,581,474	4,700,772
	199	기 타 피 부 및 피 하 조 직 의 질 환	3	7,586	14,615	75,405	174,355	150,825
	207	연 부 조 직 장 애	4	5,861	15,240	112,994	234,941	188,758
	203	관 절 의 기 타 장 애	5	5,581	18,944	143,118	300,565	235,714
	185	기 타 식 도 · 위 및 십 이 지 장 질 환	6	5,548	10,837	70,768	156,148	130,020
	270	기타 달리 분류되지 않은 증상·징후와 임상 및 검사상 이상소견	7	5,155	11,111	78,351	167,890	139,979
	184	위 염 및 십 이 지 장 염	8	4,862	12,319	99,717	205,169	164,767
	281	명시된 상세불명 및 다발성 신체부위의 기타 손상	9	3,535	5,679	19,709	51,437	45,503
	111	기 타 내 분 비 · 영 양 및 대 사 질 환	10	3,043	11,291	316,473	583,212	418,246
	206	기 타 배 병 증	11	2,592	13,280	47,338	129,752	102,359
	200	류마티오이드 관절염 및 기타 염증성 다발성 관절병증	12	2,482	15,017	49,362	135,541	103,116
	290	검사 및 조사를 위해 보건서비스와 접하고 있는 사람	13	2,452	3,459	3,467	17,621	14,368
	192	기 타 장 및 복 막 의 질 환	14	2,342	4,838	34,988	74,496	60,336
	104	당 뇨 병	15	1,962	7,010	189,717	359,152	258,486

Note : 1) Based on the Treatments(excluding oriental medicine) including medical aid  
2) Location of health center

제 15-3 표  
Table 15-3

# 시도별 다빈도 Benefits For Highly Frequent

구 분 Division	연번 No	질 병 명 Diseases	순위 Rank	진료실인원수 Patients	입내원일수 Visit	요양급여일수 Reimbursed Days	진료비 Medical Expense	급여비 Benefit
충 남 Chungnam	167	기 타 급 성 상 기 도 감 염	1	46,806	111,052	485,555	1,301,749	1,088,349
	145	본 태 성 ( 원 발 성 ) 고 혈 압	2	38,317	200,138	7,664,227	13,934,034	9,920,461
	199	기 타 피 부 및 피 하 조 직 의 질 환	3	14,915	28,387	120,972	347,192	292,554
	185	기 타 식 도 · 위 및 십 이 지 장 질 환	4	12,226	24,726	162,665	444,056	355,394
	203	관 절 의 기 타 장 애	5	11,716	40,573	342,658	734,006	581,442
	207	연 부 조 직 장 애	6	9,801	25,217	146,827	388,784	319,962
	270	기타 달리 분류되지 않은 증상·징후와 임상 및 검사상 이상소견	7	9,244	19,133	127,590	340,413	272,994
	281	명시된 상세불명 및 다발성 신체부위의 기타 손상	8	8,596	13,637	35,554	279,573	213,651
	184	위 염 및 십 이 지 장 염	9	7,787	19,065	133,721	333,882	270,814
	192	기 타 장 및 복 막 의 질 환	10	7,428	16,233	110,323	345,677	271,765
	206	기 타 배 병 증	11	7,277	20,024	114,057	348,088	281,421
	111	기 타 내 분 비 · 영 양 및 대 사 질 환	12	7,162	22,771	698,825	1,351,288	962,233
	104	당 뇨 병	13	6,227	25,553	486,766	1,190,476	870,269
	175	기관지염 · 폐기종 및 기타 만성 폐쇄성 폐질환	14	5,268	11,579	55,907	178,747	149,514
	290	검사 및 조사를 위해 보건서비스와 접하고 있는 사람	15	5,168	10,547	11,209	43,210	33,710
전 북 Jeonbuk	167	기 타 급 성 상 기 도 감 염	1	49,135	126,497	498,471	1,462,912	1,269,726
	199	기 타 피 부 및 피 하 조 직 의 질 환	2	15,237	30,290	115,534	384,904	326,669
	145	본 태 성 ( 원 발 성 ) 고 혈 압	3	14,971	123,151	1,962,895	3,863,758	2,932,672
	207	연 부 조 직 장 애	4	11,926	40,510	168,319	520,988	440,651
	281	명시된 상세불명 및 다발성 신체부위의 기타 손상	5	11,349	21,530	43,196	634,390	477,583
	270	기타 달리 분류되지 않은 증상·징후와 임상 및 검사상 이상소견	6	10,216	22,109	107,579	447,255	359,227
	203	관 절 의 기 타 장 애	7	9,735	41,536	144,860	415,265	346,328
	185	기 타 식 도 ·위 및 십 이 지 장 질 환	8	7,707	17,032	79,357	218,298	187,805
	206	기 타 배 병 증	9	6,980	26,012	94,718	374,602	310,087
	290	검사 및 조사를 위해 보건서비스와 접하고 있는 사람	10	5,474	9,291	9,672	70,702	57,071
	005	감염성 기원이라고 추정되는 설사와 위장염	11	4,642	5,973	14,153	192,249	143,948
	192	기 타 장 및 복 막 의 질 환	12	4,410	9,801	53,830	141,560	118,773
	184	위 염 및 십 이 지 장 염	13	4,200	9,987	55,390	147,826	122,578
	172	기 타 코 및 비 동 의 질 환	14	3,770	9,175	47,101	116,846	101,337
	201	관 절 증	15	3,677	13,558	25,751	354,925	269,657
전 남 Jeonnam	167	기 타 급 성 상 기 도 감 염	1	62,318	162,512	605,686	1,638,629	1,444,805
	199	기 타 피 부 및 피 하 조 직 의 질 환	2	18,996	38,390	136,866	369,909	328,330
	203	관 절 의 기 타 장 애	3	18,338	80,309	261,821	691,383	597,108
	145	본 태 성 ( 원 발 성 ) 고 혈 압	4	17,427	84,693	1,813,020	3,439,541	2,521,746
	207	연 부 조 직 장 애	5	14,579	49,457	176,862	471,350	415,119
	281	명시된 상세불명 및 다발성 신체부위의 기타 손상	6	10,262	18,475	40,006	136,243	118,770
	270	기타 달리 분류되지 않은 증상·징후와 임상 및 검사상 이상소견	7	10,014	22,561	100,704	255,793	225,143
	206	기 타 배 병 증	8	9,637	33,158	120,307	310,343	274,929
	185	기 타 식 도 ·위 및 십 이 지 장 질 환	9	6,499	11,951	55,670	138,872	119,638
	192	기 타 장 및 복 막 의 질 환	10	6,392	13,098	58,921	146,283	128,560
	184	위 염 및 십 이 지 장 염	11	5,119	11,261	55,316	132,432	115,742
	005	감염성 기원이라고 추정되는 설사와 위장염	12	5,064	7,269	23,248	67,976	60,648
	181	치 아 및 지 지 구 조 의 기 타 장 애	13	5,061	7,096	16,546	65,187	55,700
	172	기 타 코 및 비 동 의 질 환	14	4,356	10,269	47,293	116,664	103,803
	290	검사 및 조사를 위해 보건서비스와 접하고 있는 사람	15	3,574	6,246	6,411	36,838	30,064

주 : 1) 진료일 기준(한의분류 제외)이며, 의료급여 포함  
2) 보건기관 소재지 기준

# 상병 급여현황 (보건기관) <계속>

## Diseases by Province (Health Centers) <Cont'd>

(단위 : 명, 일, 천원)  
Unit : Person, Day, 1,000Won

구 분 Division	연번 No	질 병 명 Diseases	순위 Rank	진료실인원수 Patients	입내원일수 Visit	요양급여일수 Reimbursed Days	진료비 Medical Expense	급여비 Benefit
경 북 Gyeongbuk	167	기 타 급 성 상 기 도 감 염	1	63,661	156,395	642,863	1,743,731	1,521,517
	145	본 태 성 ( 원 발 성 ) 고 혈 압	2	37,585	228,794	4,301,290	8,228,077	6,105,769
	199	기 타 피 부 및 피 하 조 직 의 질 환	3	20,465	38,363	164,874	471,303	408,269
	207	연 부 조 직 장 애	4	19,580	62,599	304,552	794,011	676,308
	270	기타 달리 분류되지 않은 증상·징후와 임상 및 검사상 이상소견	5	11,965	23,337	117,198	349,618	291,371
	281	명시된 상세불명 및 다발성 신체부위의 기타 손상	6	11,531	21,294	58,865	325,690	260,525
	185	기 타 식 도 · 위 및 십 이 지 장 질 환	7	10,156	19,238	99,285	275,027	229,104
	184	위 염 및 십 이 지 장 염	8	9,710	24,580	155,063	362,073	306,653
	203	관 절 의 기 타 장 애	9	9,179	28,656	149,015	389,614	319,772
	290	검사 및 조사를 위해 보건서비스와 접하고 있는 사람	10	8,740	12,121	12,614	77,774	63,944
	170	급 성 기 관 지 염 및 급 성 세 기 관 지 염	11	8,421	15,132	21,124	223,631	180,844
	111	기 타 내 분 비 · 영 양 및 대 사 질 환	12	7,722	26,265	267,568	603,445	457,321
	206	기 타 배 병 증	13	7,506	21,859	82,909	298,719	247,167
	104	당 뇨 병	14	7,256	31,345	427,979	1,110,543	825,516
	192	기 타 장 및 복 막 의 질 환	15	7,184	14,592	76,820	190,239	164,628
경 남 Gyeongnam	167	기 타 급 성 상 기 도 감 염	1	41,445	97,610	399,013	1,076,990	920,567
	145	본 태 성 ( 원 발 성 ) 고 혈 압	2	31,870	181,926	4,853,316	8,915,617	6,421,505
	199	기 타 피 부 및 피 하 조 직 의 질 환	3	15,961	31,359	124,072	348,485	296,450
	207	연 부 조 직 장 애	4	14,642	59,512	260,692	621,659	504,808
	203	관 절 의 기 타 장 애	5	10,188	44,289	192,571	467,318	377,001
	270	기타 달리 분류되지 않은 증상·징후와 임상 및 검사상 이상소견	6	8,303	16,830	99,602	245,835	196,747
	185	기 타 식 도 · 위 및 십 이 지 장 질 환	7	7,990	15,697	88,061	217,033	179,350
	290	검사 및 조사를 위해 보건서비스와 접하고 있는 사람	8	7,311	11,474	13,902	60,131	48,217
	281	명시된 상세불명 및 다발성 신체부위의 기타 손상	9	7,094	11,831	25,354	151,001	119,989
	206	기 타 배 병 증	10	5,849	28,899	79,180	218,532	177,441
	184	위 염 및 십 이 지 장 염	11	5,549	13,438	101,725	218,440	173,757
	111	기 타 내 분 비 · 영 양 및 대 사 질 환	12	5,038	17,377	244,613	499,579	366,039
	104	당 뇨 병	13	4,729	19,792	279,531	584,053	430,353
	192	기 타 장 및 복 막 의 질 환	14	4,640	9,708	59,160	137,436	112,819
	181	치 아 및 지 지 구 조 의 기 타 장 애	15	4,037	6,807	13,886	51,907	44,799
제 주 Jeju	167	기 타 급 성 상 기 도 감 염	1	7,064	17,508	63,626	173,350	149,256
	145	본 태 성 ( 원 발 성 ) 고 혈 압	2	3,574	18,086	371,138	676,297	488,264
	281	명시된 상세불명 및 다발성 신체부위의 기타 손상	3	2,580	4,305	13,297	36,806	32,472
	199	기 타 피 부 및 피 하 조 직 의 질 환	4	2,411	4,726	21,010	50,998	46,247
	270	기타 달리 분류되지 않은 증상·징후와 임상 및 검사상 이상소견	5	1,932	6,501	16,616	47,173	40,530
	203	관 절 의 기 타 장 애	6	1,879	11,597	19,699	59,988	48,236
	290	검사 및 조사를 위해 보건서비스와 접하고 있는 사람	7	1,397	2,844	3,139	12,297	9,671
	181	치 아 및 지 지 구 조 의 기 타 장 애	8	1,379	1,620	2,762	10,887	9,268
	207	연 부 조 직 장 애	9	1,317	5,659	18,065	45,946	39,074
	184	위 염 및 십 이 지 장 염	10	937	2,380	13,514	30,994	26,994
	192	기 타 장 및 복 막 의 질 환	11	911	2,015	8,924	22,039	19,127
	042	진 균 증	12	871	1,546	7,475	17,647	15,765
	111	기 타 내 분 비 · 영 양 및 대 사 질 환	13	803	2,491	19,913	43,734	33,125
	185	기 타 식 도 · 위 및 십 이 지 장 질 환	14	801	1,261	7,020	16,958	14,165
	206	기 타 배 병 증	15	672	2,561	7,232	19,519	16,065

Note : 1) Based on the Treatments(excluding oriental medicine) including medical aid  
2) Location of health center



제1장	일반현황 .....	81
제2장	진료실적 현황 .....	151
제3장	관내 및 관외 진료실적 현황 .....	169
제4장	연령별 성별 진료실적 현황 .....	195
제5장	주요 암질환 급여현황 .....	257
제6장	만성질환 급여현황 .....	271



Chapter 1 General Status ..... 81

Chapter 2 Medical Treatment Activities ..... 151

Chapter 3 Internal and External Benefits ..... 169

Chapter 4 Medical Treatment Activities by Age and Gender ... 195

Chapter 5 Benefits for Major Cancer Diseases ..... 257

Chapter 6 Benefits for Chronic Diseases ..... 271



## 제1장

# 일반 현황



제 1-1 표  
Table 1-1

시·군·구별  
Beneficiaries

구 분	의료보장 적용인구 Medical Security	근로자 C.E.				공·교		
		사업장수 Establishments	적용인구 Population under	가입자 Insured	피부양자 Dependents	사업장수 Establishments	적용인구 Population under	가입자 Insured
서울	9,726,643	480,463	6,181,773	3,666,657	2,515,116	2,270	514,565	255,974
종로구	152,428	20,075	87,423	53,505	33,918	96	9,032	4,336
중구	136,105	26,651	82,232	53,568	28,664	73	5,086	2,773
용산구	222,838	14,188	136,797	88,091	48,706	79	12,926	6,769
성동구	288,231	18,890	187,597	112,965	74,632	70	12,851	6,585
광진구	351,292	12,412	219,546	135,182	84,364	71	15,465	7,633
동대문구	358,692	13,345	216,126	122,780	93,346	79	16,913	7,713
충랑구	387,686	8,839	231,502	135,748	95,754	69	13,743	6,367
성북구	437,686	9,659	270,262	147,054	123,208	102	24,587	11,458
강북구	292,490	6,131	166,074	92,731	73,343	60	10,180	4,499
도봉구	309,753	6,279	187,344	103,084	84,260	81	15,526	7,241
노원구	504,312	9,734	312,649	167,316	145,333	152	41,766	20,118
은평구	471,627	8,844	295,645	169,793	125,852	100	23,338	11,438
서대문구	318,800	8,203	198,578	112,792	85,786	78	18,271	8,743
마포구	376,259	26,094	245,832	149,355	96,477	69	19,167	10,039
양천구	442,394	10,869	292,442	161,822	130,620	100	28,499	14,355
강서구	573,992	22,983	377,788	229,652	148,136	135	23,669	12,453
구로구	421,384	20,974	267,775	158,303	109,472	88	17,049	8,598
금천구	247,629	23,850	150,764	96,406	54,358	50	7,202	3,576
영등포구	408,001	29,800	263,492	168,575	94,917	90	21,444	11,376
동작구	391,230	8,762	251,465	149,862	101,603	93	23,191	11,394
관악구	498,296	10,638	306,751	198,315	108,436	85	21,164	9,513
서초구	425,312	42,573	290,542	174,610	115,932	103	28,167	14,535
강남구	575,450	70,473	385,069	236,355	148,714	118	38,808	20,359
송파구	667,897	37,117	450,544	271,337	179,207	138	40,975	21,291
강동구	466,859	13,080	307,534	177,456	130,078	91	25,546	12,812
인천	3,100,888	102,049	1,952,512	1,107,290	845,222	870	163,964	80,749
중구	165,210	6,666	104,722	63,795	40,927	72	10,639	5,560
동구	60,832	3,561	37,651	20,476	17,175	24	2,283	962
미추홀구	418,137	10,269	249,343	140,623	108,720	97	16,137	7,607
연수구	412,766	13,213	276,628	152,796	123,832	112	31,562	15,773
남동구	510,904	21,125	318,216	181,389	136,827	133	25,216	11,954
부평구	511,100	13,469	314,121	178,929	135,192	134	24,521	11,890
계양구	284,786	7,919	179,244	103,302	75,942	82	10,397	5,101
서구	646,050	23,154	427,986	243,443	184,543	151	34,232	17,169
강화군	70,321	2,183	36,354	17,819	18,535	45	5,148	1,981
옹진군	20,782	490	8,247	4,718	3,529	20	3,829	2,752
경기	14,198,708	542,761	9,290,912	5,272,707	4,018,205	3,915	771,638	384,917
수원시장안구	291,829	5,531	182,157	99,552	82,605	82	17,223	8,172
수원시권선구	372,969	10,569	248,172	144,191	103,981	95	19,681	10,003
수원시팔달구	204,814	7,459	129,225	77,705	51,520	49	10,844	5,708
수원시영통구	371,814	13,102	275,532	156,250	119,282	109	25,546	13,979
성남시수정구	257,356	8,274	152,891	91,978	60,913	54	12,421	6,191
성남시중원구	209,512	8,960	140,449	85,080	55,369	44	8,244	4,121
성남시분당구	478,688	22,936	345,972	196,415	149,557	153	32,087	16,973
의정부시	470,451	11,067	280,296	155,955	124,341	119	28,505	13,639
안양시만안구	240,552	6,864	153,166	88,479	64,687	60	13,020	6,240
안양시동안구	316,956	17,332	226,930	127,607	99,323	87	23,619	12,350
부천시	812,424	29,567	512,654	294,841	217,813	212	37,247	18,605

주 : 1) 연도말 기준

2) 주민등록 실거주지 기준

3) 의료급여의 경우, 공백이 있는 지역은 구 단위까지 자료가 없는 지역으로서 해당 시의 첫번째 행에 시 단위 자료 수록



## 적용인구 현황 by District

(단위 : 개소, 명, 세대)  
Unit : Each, Person, Households

G. & T.	지역	S.E.	의료급여 1종	Medical Aid Class1	의료급여 2종	Medical Aid Class2			
피부양자 Dependents	가입자 Insured	세대수 Households	적용인구 Population under	세대수 Households	부양가족 Dependents	적용인구 Population under	세대수 Households	부양가족 Dependents	Division
<b>258,591</b>	<b>2,771,765</b>	<b>1,814,620</b>	<b>191,769</b>	<b>168,445</b>	<b>23,324</b>	<b>66,771</b>	<b>40,547</b>	<b>26,224</b>	<b>Seoul</b>
4,696	52,038	35,280	3,138	2,939	199	797	614	183	Jongno-gu
2,313	44,847	30,095	3,157	2,901	256	783	569	214	Jung-gu
6,157	66,683	44,184	4,625	4,230	395	1,807	1,229	578	Yongsan-gu
6,266	81,367	53,240	4,736	4,203	533	1,680	1,037	643	Seongdong-gu
7,832	109,121	74,594	5,045	4,574	471	2,115	1,335	780	Gwangjin-gu
9,200	114,955	77,820	8,120	7,398	722	2,578	1,637	941	Dongdaemun-gu
7,376	126,887	81,468	11,929	10,598	1,331	3,625	2,155	1,470	Jungnang-gu
13,129	131,742	83,280	7,904	7,012	892	3,191	1,893	1,298	Seongbuk-gu
5,681	101,072	64,881	10,936	9,558	1,378	4,228	2,465	1,763	Gangbuk-gu
8,285	96,952	59,278	7,132	6,306	826	2,799	1,620	1,179	Dobong-gu
21,648	128,626	79,601	16,488	13,668	2,820	4,783	2,611	2,172	Nowon-gu
11,900	137,027	86,436	11,217	9,933	1,284	4,400	2,544	1,856	Eunpyeong-gu
9,528	95,096	63,627	5,261	4,765	496	1,594	966	628	Seodaemun-gu
9,128	103,904	70,451	5,375	4,555	820	1,981	1,192	789	Mapo-gu
14,144	110,920	68,743	8,013	6,900	1,113	2,520	1,419	1,101	Yangcheon-gu
11,216	151,417	98,443	16,525	13,983	2,542	4,593	2,628	1,965	Gangseo-gu
8,451	127,205	84,275	7,079	6,148	931	2,276	1,336	940	Guro-gu
3,626	80,506	55,666	6,660	5,893	767	2,497	1,528	969	Geumcheon-gu
10,068	114,736	79,513	6,324	5,872	452	2,005	1,495	510	Yeongdeungpo-gu
11,797	108,614	72,755	6,129	5,487	642	1,831	1,185	646	Dongjak-gu
11,651	155,719	112,731	10,095	9,037	1,058	4,567	3,154	1,413	Gwanak-gu
13,632	101,915	63,798	3,405	2,956	449	1,283	688	595	Secho-gu
18,449	140,843	92,178	7,807	6,610	1,197	2,923	1,665	1,258	Gangnam-gu
19,684	166,513	105,138	6,857	5,990	867	3,008	1,799	1,209	Songpa-gu
12,734	123,060	77,145	7,812	6,929	883	2,907	1,783	1,124	Gangdong-gu
<b>83,215</b>	<b>882,539</b>	<b>552,625</b>	<b>74,914</b>	<b>64,022</b>	<b>10,892</b>	<b>26,959</b>	<b>14,749</b>	<b>12,210</b>	<b>Incheon</b>
5,079	44,909	29,133	3,810	3,319	491	1,130	633	497	Jung-gu
1,321	18,303	11,475	2,047	1,804	243	548	322	226	Dong-gu
8,530	134,990	87,090	12,663	10,805	1,858	5,004	2,825	2,179	Michuhol-gu
15,789	96,671	59,540	6,089	5,261	828	1,816	921	895	Yeonsu-gu
13,262	146,048	91,549	16,412	13,497	2,915	5,012	2,701	2,311	Namdong-gu
12,631	152,598	96,313	14,474	12,494	1,980	5,386	2,906	2,480	Bupyeong-gu
5,296	86,232	53,472	6,285	5,480	805	2,628	1,413	1,215	Gyeongang-gu
17,063	168,504	102,666	10,411	8,892	1,519	4,917	2,757	2,160	Seo-gu
3,167	26,032	15,717	2,310	2,092	218	477	250	227	Ganghwa-gun
1,077	8,252	5,670	413	378	35	41	21	20	Ongjin-gun
<b>386,721</b>	<b>3,877,855</b>	<b>2,406,315</b>	<b>208,907</b>	<b>181,957</b>	<b>26,950</b>	<b>49,396</b>	<b>27,580</b>	<b>21,816</b>	<b>Gyeonggi</b>
9,051	74,101	47,499	14,706	13,058	1,648	3,642	2,212	1,430	Jangan-gu
9,678	105,116	67,362	-	-	-	-	-	-	Gwonseon-gu
5,136	64,745	44,167	-	-	-	-	-	-	Paldal-gu
11,567	70,736	45,518	-	-	-	-	-	-	Yongtong-gu
6,230	73,732	50,604	14,822	12,945	1,877	3,490	2,003	1,487	Sujeong-gu
4,123	60,819	39,255	-	-	-	-	-	-	Jungwon-gu
15,114	100,629	60,811	-	-	-	-	-	-	Bundang-gu
14,866	148,191	91,263	10,819	9,517	1,302	2,640	1,484	1,156	Uijeongbu-si
6,780	66,483	42,067	6,376	5,601	775	1,507	864	643	Manan-gu
11,269	66,407	40,535	-	-	-	-	-	-	Dongan-gu
18,642	244,855	153,632	14,228	12,438	1,790	3,440	1,949	1,491	Bucheon-si

Note : 1) As of the end of the Year  
2) Based on the resident place

제 1-1 표  
Table 1-1

시 · 군 · 구별  
Beneficiaries

구 분	의료보장 적용인구 Medical Security	근로자 C.E.				공 · 교		
		사업장수 Establishments	적용인구 Population under	가입자 Insured	피부양자 Dependents	사업장수 Establishments	적용인구 Population under	가입자 Insured
광 명 시	287,102	10,615	199,689	110,377	89,312	73	15,385	7,727
평택 시	622,886	19,917	409,907	242,578	167,329	189	32,152	16,392
동두천 시	90,852	2,084	48,633	27,054	21,579	33	6,547	3,000
안산시상록구	360,129	8,352	212,583	121,730	90,853	81	10,083	4,881
안산시단원구	340,047	18,927	220,440	131,413	89,027	83	9,202	4,952
고양시덕양구	504,567	14,645	322,632	182,291	140,341	143	32,609	16,179
고양시일산동구	299,227	16,507	192,834	110,085	82,749	76	16,271	8,201
고양시일산서구	291,691	8,444	194,302	103,838	90,464	76	16,342	7,940
과천시	83,105	3,075	57,440	31,899	25,541	41	9,005	4,734
구리 시	189,800	6,792	119,968	66,987	52,981	49	10,687	5,092
남양주 시	743,836	26,606	458,519	247,586	210,933	178	39,741	18,707
오산 시	243,741	6,169	164,798	94,057	70,741	71	7,273	3,641
시흥 시	567,651	27,282	373,163	215,853	157,310	139	20,002	10,362
군포 시	269,317	9,554	183,186	103,873	79,313	71	13,936	6,885
의왕 시	162,758	5,449	113,284	64,270	49,014	38	10,224	5,226
하남 시	334,917	16,114	227,999	128,553	99,446	70	21,502	10,979
용인시처인구	281,110	13,302	175,257	102,584	72,673	80	13,722	6,353
용인시기흥구	440,835	15,799	312,986	167,231	145,755	112	22,444	11,042
용인시수지구	381,281	8,973	281,276	146,297	134,979	77	20,303	10,054
파주 시	515,699	20,273	326,581	184,081	142,500	154	34,133	16,475
이천 시	232,170	7,896	148,924	88,091	60,833	93	14,759	7,385
안성 시	207,652	8,349	128,522	74,100	54,422	78	8,836	3,908
김포 시	513,448	25,920	340,808	189,860	150,948	143	26,491	12,943
화성 시	1,011,914	49,711	738,294	423,561	314,733	280	48,581	25,442
광주 시	408,126	17,055	264,320	156,002	108,318	82	13,816	6,807
양주 시	277,609	10,526	161,731	90,991	70,740	89	23,390	11,459
포천 시	157,001	10,675	84,220	52,287	31,933	77	13,059	6,826
여주 시	118,640	4,371	67,111	36,775	30,336	59	7,642	3,495
연천 군	42,705	1,429	18,047	9,747	8,300	30	8,093	4,163
가평 군	63,991	2,429	30,842	17,077	13,765	36	6,460	3,194
양평 군	127,536	3,860	65,172	33,526	31,646	50	10,511	4,492
<b>강원</b>	<b>1,553,457</b>	<b>55,549</b>	<b>811,143</b>	<b>441,879</b>	<b>369,264</b>	<b>422</b>	<b>199,878</b>	<b>94,001</b>
춘천 시	291,274	10,116	152,975	85,850	67,125	74	45,346	21,009
원주 시	367,431	12,781	212,098	118,407	93,691	86	35,791	17,062
강릉 시	213,001	8,090	113,657	62,405	51,252	43	23,134	10,507
동해 시	89,660	2,881	48,009	25,608	22,401	27	13,090	5,869
태백 시	39,071	1,382	23,085	12,379	10,706	15	3,344	1,619
속초 시	83,693	3,049	40,676	24,144	16,532	14	11,262	5,447
삼척 시	63,575	2,264	35,274	17,740	17,534	19	6,434	2,758
홍천 군	68,418	2,556	31,922	15,983	15,939	21	8,922	4,192
횡성 군	47,584	1,701	24,587	11,754	12,833	18	4,236	1,466
영월 군	37,683	1,453	19,444	9,682	9,762	15	3,651	1,563
평창 군	41,425	1,590	20,312	10,191	10,121	10	3,328	1,435
정선 군	34,674	1,120	18,212	9,657	8,555	14	2,928	1,263
철원 군	41,995	1,361	17,404	8,833	8,571	12	9,151	4,488
화천 군	23,301	817	8,755	4,697	4,058	13	6,654	3,595
양구 군	21,375	732	7,890	4,197	3,693	10	5,841	2,929
인제 군	32,358	1,313	11,706	6,734	4,972	15	9,542	5,309
고성 군	28,730	1,159	11,875	6,540	5,335	10	4,283	2,199
양양 군	28,209	1,184	13,262	7,078	6,184	6	2,941	1,291

주 : 1) 연도말 기준

2) 주민등록 실거주지 기준

3) 의료급여의 경우, 공백이 있는 지역은 구 단위까지 자료가 없는 지역으로서 해당 시의 첫번째 행에 시 단위 자료 수록

# 적용인구 현황 <계속> by District <Cont'd>

(단위 : 개소, 명, 세대)  
Unit : Each, Person, Households

G. & T.	지역 S.E.		의료급여 1종 Medical Aid Class1			의료급여 2종 Medical Aid Class2			Division
피부양자 Dependents	가입자 Insured	세대수 Households	적용인구 Population under	세대수 Households	부양가족 Dependents	적용인구 Population under	세대수 Households	부양가족 Dependents	
7,658	67,144	40,824	3,908	3,369	539	976	531	445	Gwangmyeong-si
15,760	169,844	109,076	8,876	7,583	1,293	2,107	1,091	1,016	Pyeongtaek-si
3,547	31,188	19,917	3,881	3,384	497	603	314	289	Dongducheon-si
5,202	119,803	76,329	13,650	11,708	1,942	4,010	2,201	1,809	Sangnok-gu
4,250	110,405	73,183	-	-	-	-	-	-	Danwon-gu
16,430	137,724	85,656	9,304	8,200	1,104	2,298	1,263	1,035	Deogyang-gu
8,070	84,966	52,413	4,197	3,679	518	959	513	446	Ilsandong-gu
8,402	77,585	45,244	2,730	2,413	317	732	414	318	Ilsanseo-gu
4,271	15,987	9,431	526	450	76	147	75	72	Gwacheon-si
5,595	54,833	33,472	3,321	2,961	360	991	588	403	Guri-si
21,034	231,053	133,055	11,853	10,158	1,695	2,670	1,487	1,183	Namyangju-si
3,632	68,038	44,410	2,912	2,572	340	720	421	299	Osan-si
9,640	163,800	105,194	8,224	7,060	1,164	2,462	1,429	1,033	Siheung-si
7,051	66,585	42,102	4,420	3,891	529	1,190	707	483	Gunpo-si
4,998	37,440	22,411	1,502	1,324	178	308	173	135	Uiwang-si
10,523	81,208	50,454	3,423	2,966	457	785	461	324	Hanam-si
7,369	82,672	50,639	7,922	6,933	989	1,537	862	675	Cheoin-gu
11,402	105,405	61,909	-	-	-	-	-	-	Giheung-gu
10,249	79,702	45,987	-	-	-	-	-	-	Suji-gu
17,658	143,419	86,588	9,362	7,997	1,365	2,204	1,177	1,027	Paju-si
7,374	63,972	39,718	3,576	3,108	468	939	503	436	Icheon-si
4,928	65,071	41,723	4,200	3,783	417	1,023	574	449	Anseong-si
13,548	138,051	82,119	6,450	5,462	988	1,648	863	785	Gimpo-si
23,139	215,797	133,649	7,673	6,599	1,074	1,569	921	648	Hwaseong-si
7,009	124,511	74,277	4,527	3,884	643	952	497	455	Gwangju-si
11,931	85,061	50,049	6,089	5,277	812	1,338	672	666	Yangju-si
6,233	53,931	35,068	4,853	4,206	647	938	481	457	Pocheon-si
4,147	39,829	24,672	3,349	2,939	410	709	380	329	Yeoju-si
3,930	14,759	9,448	1,631	1,439	192	175	88	87	Yeoncheon-gun
3,266	23,856	15,363	2,554	2,322	232	279	153	126	Gapyeong-gun
6,019	48,402	29,222	3,043	2,731	312	408	229	179	Yangpyeong-gun
<b>105,877</b>	<b>489,005</b>	<b>315,659</b>	<b>43,180</b>	<b>37,767</b>	<b>5,413</b>	<b>10,251</b>	<b>5,579</b>	<b>4,672</b>	<b>Gangwon</b>
24,337	81,812	52,072	8,790	7,592	1,198	2,351	1,277	1,074	Chuncheon-si
18,729	108,305	68,446	8,734	7,631	1,103	2,503	1,361	1,142	Wonju-si
12,627	68,749	44,247	5,990	5,368	622	1,471	800	671	Gangneung-si
7,221	25,359	16,593	2,615	2,263	352	587	303	284	Donghae-si
1,725	10,937	7,698	1,397	1,228	169	308	162	146	Taebaek-si
5,815	28,192	18,266	2,823	2,457	366	740	438	302	Sokcho-si
3,676	19,268	13,228	2,122	1,839	283	477	260	217	Samcheok-si
4,730	25,659	16,041	1,574	1,398	176	341	176	165	Hongcheon-gun
2,770	17,394	11,034	1,125	999	126	242	127	115	Hoengseong-gun
2,088	13,399	9,085	1,050	919	131	139	79	60	Yeongwol-gun
1,893	16,798	10,743	848	747	101	139	74	65	Pyeongchang-gun
1,665	12,480	8,655	935	837	98	119	61	58	Jeongseon-gun
4,663	14,200	8,779	1,092	936	156	148	83	65	Cheorwon-gun
3,059	7,181	4,747	629	562	67	82	48	34	Hwacheon-gun
2,912	6,766	4,262	728	619	109	150	81	69	Yanggu-gun
4,233	10,207	6,649	783	664	119	120	61	59	Inje-gun
2,084	11,549	8,120	852	739	113	171	98	73	Goseong-gun
1,650	10,750	6,994	1,093	969	124	163	90	73	Yangyang-gun

Note : 1) As of the end of the Year  
2) Based on the resident place

제 1-2 표  
Table 1-2

시·군·구별 연령별 성별 의료보장  
Health Insurance & Medical Aid

구 분	계 T	0-4세	5-9세	10-14세	15-19세	20-24세	25-29세	30-34세	35-39세
서울	9,726,643	217,427	305,141	358,021	384,336	593,777	836,824	810,131	681,604
종로구	152,428	2,509	3,709	4,639	5,591	12,164	14,323	12,183	9,551
중구	136,105	2,996	3,298	3,152	3,521	8,305	12,674	13,419	11,253
용산구	222,838	5,247	6,193	6,505	7,382	12,240	19,395	21,873	17,766
성동구	288,231	7,995	9,165	8,427	9,759	18,780	25,460	25,035	22,886
광진구	351,292	6,482	9,100	11,416	13,198	26,413	38,339	32,862	24,442
동대문구	358,692	8,095	10,510	10,912	12,516	31,817	34,758	27,994	23,746
중랑구	387,686	8,675	10,719	11,633	12,528	19,967	31,185	32,385	26,541
성북구	437,686	9,903	14,400	16,570	19,102	35,356	35,256	30,356	27,652
강북구	292,490	4,600	7,063	9,033	10,292	17,795	22,072	19,424	16,297
도봉구	309,753	5,600	8,699	10,585	11,870	16,960	21,177	20,289	17,785
노원구	504,312	10,665	15,812	21,420	25,918	34,314	33,831	32,478	29,515
은평구	471,627	10,213	14,192	16,846	18,827	25,926	36,367	36,541	30,887
서대문구	318,800	7,417	10,251	10,712	11,809	25,944	29,359	25,140	21,715
마포구	376,259	8,759	12,070	12,754	14,063	25,625	37,770	36,308	30,222
양천구	442,394	9,044	16,436	23,454	24,354	24,242	28,770	27,948	26,203
강서구	573,992	13,551	18,039	20,577	21,395	29,695	50,591	54,989	44,175
구로구	421,384	10,497	12,974	14,429	14,534	20,607	31,920	34,773	30,973
금천구	247,629	4,856	5,856	6,432	7,021	12,021	24,431	24,142	17,692
영등포구	408,001	10,852	12,503	11,826	12,041	20,509	39,279	42,593	34,142
동작구	391,230	8,539	11,723	12,536	13,954	27,951	39,745	34,266	27,264
관악구	498,296	7,261	9,606	11,322	14,228	37,422	74,155	56,918	34,289
서초구	425,312	10,621	17,581	22,749	22,154	22,469	28,912	30,810	29,882
강남구	575,450	12,432	21,262	30,954	30,969	29,801	41,657	45,128	41,401
송파구	667,897	17,614	25,925	29,207	28,259	34,414	51,371	56,239	51,241
강동구	466,859	13,004	18,055	19,931	19,051	23,040	34,027	36,038	34,084
인천	3,100,888	85,643	122,551	139,460	136,668	166,517	213,114	227,394	211,482
중구	165,210	5,223	7,106	7,810	6,991	8,409	12,699	13,837	12,353
동구	60,832	1,172	1,766	2,168	2,485	2,815	3,408	3,534	3,319
미추홀구	418,137	10,233	13,921	15,703	16,169	24,472	30,132	30,650	27,183
연수구	412,766	14,001	21,392	24,003	22,320	24,066	26,214	28,582	30,434
남동구	510,904	11,248	19,285	23,771	23,025	27,461	35,720	34,992	31,551
부평구	511,100	12,734	16,984	19,338	20,662	26,667	36,848	40,686	34,939
계양구	284,786	5,665	8,296	10,708	12,209	16,025	20,796	20,225	16,479
서구	646,050	23,718	31,910	33,372	30,039	32,971	43,451	51,153	51,830
강화군	70,321	1,322	1,517	2,123	2,229	2,342	2,502	2,683	2,572
옹진군	20,782	327	374	464	539	1,289	1,344	1,052	822
경기	14,198,708	412,187	598,857	676,657	658,586	789,629	987,096	1,031,404	989,784
수원시장안구	291,829	6,244	9,553	12,657	14,728	20,538	22,537	19,254	16,202
수원시권선구	372,969	10,782	15,158	16,594	15,656	20,603	29,984	31,858	27,944
수원시팔달구	204,814	5,623	6,588	6,470	7,654	12,531	18,513	19,026	15,472
수원시영통구	371,814	12,504	18,058	20,826	20,114	25,521	32,204	33,387	29,746
성남시수정구	257,356	6,709	7,999	8,413	9,156	15,218	19,083	19,904	17,897
성남시중원구	209,512	5,563	6,470	6,917	7,597	10,982	16,294	17,432	15,305
성남시분당구	478,688	12,934	20,771	26,140	25,332	26,142	33,402	34,932	33,626
의정부시	470,451	12,790	17,658	19,924	20,755	27,847	33,185	32,155	29,320
안양시만안구	240,552	6,257	7,371	7,879	9,106	13,265	16,880	17,907	16,031
안양시동안구	316,956	9,327	12,916	15,626	16,047	17,743	21,317	24,034	23,012
부천시	812,424	19,662	27,450	31,749	33,835	43,880	57,776	59,021	54,762

주 : 1) 연도말 기준

2) 주민등록 실거주지 기준

# 적용인구 현황 (계) by District, Age (Total)

(단위 : 명)  
Unit : Person

40-44세	45-49세	50-54세	55-59세	60-64세	65-69세	70-74세	75-79세	80세 이상 and over	Division
<b>764,325</b>	<b>706,240</b>	<b>824,793</b>	<b>735,238</b>	<b>740,137</b>	<b>631,757</b>	<b>426,064</b>	<b>323,267</b>	<b>387,561</b>	<b>Seoul</b>
10,716	10,100	13,181	12,318	12,091	9,897	6,424	5,343	7,689	Jongno-gu
10,512	8,545	10,726	10,387	10,753	9,205	6,086	4,761	6,512	Jung-gu
17,909	15,308	19,128	17,003	16,810	13,815	8,924	7,000	10,340	Yongsan-gu
23,107	19,372	24,004	22,168	22,155	17,695	11,513	9,086	11,624	Seongdong-gu
25,748	23,869	28,621	26,822	26,245	21,290	13,635	10,373	12,437	Gwangjin-gu
26,524	23,512	28,112	25,938	26,697	23,263	15,852	12,712	15,734	Dongdaemun-gu
28,659	25,252	32,457	33,345	35,082	29,096	19,058	14,366	16,738	Jungnang-gu
32,945	31,667	39,191	32,926	31,584	27,305	18,665	15,104	19,704	Seongbuk-gu
20,136	20,223	26,035	24,701	25,957	22,544	16,327	13,547	16,444	Gangbuk-gu
21,671	21,214	27,780	27,057	28,497	25,078	16,273	12,704	16,514	Dobong-gu
37,159	39,135	47,504	40,103	39,691	34,302	22,694	17,131	22,640	Nowon-gu
36,545	34,619	41,959	36,914	37,695	32,069	22,201	17,771	22,055	Eunpyeong-gu
23,629	21,731	26,457	23,470	23,010	19,197	13,032	10,817	15,110	Seodaemun-gu
30,827	27,857	31,777	25,887	24,124	19,412	13,125	10,808	14,871	Mapo-gu
36,319	37,532	41,264	35,169	34,669	29,370	19,375	13,297	14,948	Yangcheon-gu
47,118	41,171	44,989	40,478	44,142	38,436	25,769	18,200	20,677	Gangseo-gu
32,926	29,877	35,296	33,815	35,362	30,691	21,028	15,106	16,576	Guro-gu
17,003	15,484	20,661	21,618	22,778	18,014	11,704	8,448	9,468	Geumcheon-gu
32,068	27,203	32,313	30,802	30,985	25,729	16,897	12,575	15,684	Yeongdeungpo-gu
29,155	26,706	31,253	28,149	28,313	24,479	17,236	13,679	16,282	Dongjak-gu
33,415	30,047	35,895	32,904	34,106	29,414	21,584	16,818	18,912	Gwanak-gu
38,340	37,845	39,775	29,797	26,914	23,912	16,813	12,918	13,820	Seocho-gu
52,609	52,269	53,020	39,389	35,307	32,013	22,722	17,013	17,504	Gangnam-gu
58,716	50,509	55,442	49,171	49,729	42,893	27,926	19,123	20,118	Songpa-gu
40,569	35,193	37,953	34,907	37,441	32,638	21,201	14,567	15,160	Gangdong-gu
<b>259,699</b>	<b>238,354</b>	<b>273,278</b>	<b>260,197</b>	<b>260,599</b>	<b>195,037</b>	<b>115,930</b>	<b>84,676</b>	<b>110,289</b>	<b>Incheon</b>
15,161	13,684	13,933	11,459	10,976	9,341	6,005	4,589	5,634	Jung-gu
4,622	4,580	5,246	4,898	5,442	5,010	3,576	3,004	3,787	Dong-gu
33,669	30,527	35,961	33,408	35,159	29,133	18,780	14,664	18,373	Michuhol-gu
38,518	34,860	37,005	32,033	30,600	20,362	10,600	7,461	10,315	Yeonsu-gu
42,398	40,705	45,953	43,848	43,903	33,805	20,549	14,747	17,943	Namdong-gu
39,335	36,627	44,923	45,534	46,186	34,771	20,731	14,733	19,402	Bupyeong-gu
20,152	20,358	27,153	29,272	29,950	19,645	10,404	7,224	10,225	Gyeyang-gu
61,311	52,073	56,476	51,585	47,326	32,760	18,236	12,330	15,509	Seo-gu
3,483	3,781	5,185	6,265	8,499	7,918	5,593	4,805	7,502	Ganghwa-gun
1,050	1,159	1,443	1,895	2,558	2,292	1,456	1,119	1,599	Ongjin-gun
<b>1,217,927</b>	<b>1,132,927</b>	<b>1,286,690</b>	<b>1,153,119</b>	<b>1,092,394</b>	<b>818,368</b>	<b>493,983</b>	<b>368,583</b>	<b>490,517</b>	<b>Gyeonggi</b>
20,744	22,377	27,854	25,931	23,861	17,460	11,038	8,518	12,333	Jangan-gu
32,582	28,640	32,679	31,657	29,662	20,173	11,447	7,991	9,559	Gwonseon-gu
15,551	14,878	17,947	16,809	16,188	12,006	7,480	5,452	6,626	Paldal-gu
35,136	32,082	33,011	25,730	21,332	13,054	7,317	5,123	6,669	Yongtong-gu
19,723	17,647	21,963	21,511	22,453	18,662	11,923	8,769	10,326	Sujeong-gu
16,516	14,752	17,875	17,770	18,596	14,557	9,098	6,498	7,290	Jungwon-gu
41,723	41,030	45,674	35,737	32,611	24,940	15,160	11,822	16,712	Bundang-gu
37,144	34,881	43,592	39,967	38,645	29,762	18,407	14,986	19,433	Uijeongbu-si
17,418	16,234	21,077	21,848	22,767	17,759	10,942	7,827	9,984	Manan-gu
25,983	25,512	29,511	25,852	25,071	18,429	10,271	6,976	9,329	Dongan-gu
63,804	59,401	72,979	72,932	76,179	57,453	32,558	21,628	27,355	Bucheon-si

Note : 1) As of the end of the Year  
2) Based on the resident place

제 1-2 표  
Table 1-2

시·군·구별 연령별 성별 의료보장  
Health Insurance & Medical Aid

구 분	계 T	0-4세	5-9세	10-14세	15-19세	20-24세	25-29세	30-34세	35-39세
광 명 시	287,102	7,584	11,248	13,742	14,575	15,844	17,734	19,179	18,822
평 택 시	622,886	21,553	28,368	29,915	27,145	33,433	48,179	52,709	48,396
동 두 천 시	90,852	1,734	2,890	3,881	3,984	4,849	5,349	4,860	4,532
안산시상록구	360,129	7,640	11,620	14,705	17,076	26,160	28,653	25,161	20,454
안산시단원구	340,047	9,134	11,521	13,196	14,645	20,700	27,604	28,192	25,128
고양시덕양구	504,567	15,548	20,548	21,414	20,111	26,247	33,490	38,165	36,528
고양시일산동구	299,227	6,556	10,665	13,289	14,185	17,628	22,303	20,661	18,036
고양시일산서구	291,691	6,666	10,842	14,332	15,890	17,922	19,330	18,083	16,526
과 천 시	83,105	3,444	4,590	4,161	3,717	4,459	5,156	5,979	6,444
구 리 시	189,800	4,680	7,205	8,349	8,405	10,458	13,107	12,627	11,887
남 양 주 시	743,836	20,737	33,749	40,661	38,738	40,299	43,572	42,783	45,222
오 산 시	243,741	7,120	11,719	13,584	12,262	13,206	16,750	18,815	19,564
시 흥 시	567,651	19,241	27,089	27,395	25,719	31,140	38,812	43,939	45,145
군 포 시	269,317	6,487	9,283	11,605	12,516	15,383	18,805	19,833	17,568
의 왕 시	162,758	5,153	6,593	6,678	6,783	8,956	11,113	12,316	11,476
하 남 시	334,917	12,214	18,503	17,681	14,021	15,208	21,349	25,497	27,242
용인시처인구	281,110	6,953	10,937	12,763	12,742	16,815	19,454	18,564	17,647
용인시기흥구	440,835	12,436	20,248	24,941	24,813	27,579	28,920	26,553	27,269
용인시수지구	381,281	11,763	19,421	23,085	22,191	22,477	23,184	23,522	25,750
파 주 시	515,699	16,054	24,368	27,119	24,997	27,080	33,542	36,678	37,795
이 천 시	232,170	6,257	9,437	10,836	11,201	12,984	18,670	17,610	15,565
안 성 시	207,652	4,813	7,315	9,038	9,089	12,272	14,091	13,454	13,173
김 포 시	513,448	18,026	28,548	29,875	23,657	24,110	31,378	35,742	40,114
화 성 시	1,011,914	40,475	57,051	60,861	50,679	51,521	73,145	87,510	88,323
광 주 시	408,126	12,311	17,942	18,265	17,035	19,458	25,513	27,693	29,168
양 주 시	277,609	9,210	12,648	13,884	13,273	14,952	16,965	18,464	18,416
포 천 시	157,001	2,854	4,015	5,080	5,684	8,994	11,614	10,480	8,067
여 주 시	118,640	2,576	3,703	4,646	4,715	5,599	6,794	6,455	6,096
연 천 군	42,705	895	1,187	1,392	1,459	2,142	2,651	2,487	1,819
가 평 군	63,991	1,128	1,671	2,114	2,273	2,721	3,207	3,000	2,779
양 평 군	127,536	2,550	3,941	4,975	5,026	4,763	5,487	5,483	5,516
<b>강 원</b>	<b>1,553,457</b>	<b>38,725</b>	<b>52,487</b>	<b>63,447</b>	<b>66,370</b>	<b>82,968</b>	<b>87,910</b>	<b>84,279</b>	<b>79,891</b>
춘 천 시	291,274	8,053	10,985	13,165	12,991	18,754	19,519	18,374	16,936
원 주 시	367,431	11,133	14,569	17,439	17,434	20,424	23,523	24,095	22,665
강 릉 시	213,001	4,744	6,721	8,455	9,173	11,558	11,977	10,684	10,384
동 해 시	89,660	2,132	3,312	4,147	4,140	4,214	4,506	4,173	4,331
태 백 시	39,071	681	1,155	1,654	1,751	1,672	1,439	1,378	1,564
속 초 시	83,693	2,045	3,034	3,465	3,383	4,057	4,701	4,783	4,527
삼 척 시	63,575	1,479	1,717	2,198	2,616	4,083	2,730	2,508	2,593
홍 천 군	68,418	1,355	1,839	2,224	2,328	2,768	3,227	3,112	2,744
횡 성 군	47,584	790	1,091	1,366	2,006	1,741	1,752	1,650	1,648
영 월 군	37,683	564	860	1,099	1,476	1,559	1,283	1,202	1,255
평 창 군	41,425	554	862	1,224	1,408	1,646	1,544	1,395	1,437
정 선 군	34,674	549	772	1,108	1,141	1,314	1,072	1,061	1,346
철 원 군	41,995	1,246	1,417	1,535	1,751	2,235	2,575	2,485	1,956
화 천 군	23,301	644	812	802	818	1,315	1,669	1,536	1,149
양 구 군	21,375	652	804	814	1,033	1,086	1,380	1,282	1,125
인 제 군	32,358	1,108	1,187	1,158	1,128	1,710	2,268	2,192	1,808
고 성 군	28,730	563	715	772	921	1,770	1,600	1,293	1,291
양 양 군	28,209	433	635	822	872	1,062	1,145	1,076	1,132

주 : 1) 연도말 기준  
2) 주민등록 실거주지 기준

# 적용인구 현황 (계) <계속> by District, Age (Total) <Cont'd>

(단위 : 명)  
Unit : Person

40-44세	45-49세	50-54세	55-59세	60-64세	65-69세	70-74세	75-79세	80세 이상 and over	Division
23,949	23,668	26,738	23,668	22,729	18,697	11,178	7,833	9,914	Gwangmyeong-si
56,404	50,224	55,671	48,206	42,410	29,695	17,985	13,507	19,086	Pyeongtaek-si
6,124	6,423	8,381	8,004	8,318	6,890	4,571	4,078	5,984	Dongducheon-si
25,409	27,513	36,306	35,631	31,402	20,388	11,250	8,408	12,353	Sangnok-gu
26,798	26,781	33,645	32,499	29,142	18,387	9,491	5,669	7,515	Danwon-gu
42,276	38,235	45,622	42,160	40,610	30,105	17,946	14,642	20,920	Deogyang-gu
22,781	24,053	30,999	27,058	25,122	17,052	9,309	7,391	12,139	Ilсандong-gu
21,722	23,458	30,735	26,955	23,808	16,363	8,877	7,575	12,607	Ilsanseo-gu
7,034	5,844	7,137	6,793	6,389	4,641	2,618	1,858	2,841	Gwacheon-si
15,534	14,671	18,025	17,136	16,529	11,981	7,161	5,391	6,654	Guri-si
66,284	64,218	69,866	59,686	55,217	44,688	28,794	21,951	27,371	Namyangju-si
25,154	22,048	21,733	17,752	15,667	11,173	6,502	4,782	5,910	Osan-si
54,412	47,723	52,687	48,571	41,650	26,920	14,356	9,744	13,108	Siheung-si
20,370	20,295	25,335	23,534	23,823	17,383	9,587	7,180	10,330	Gunpo-si
12,382	11,058	14,414	14,565	14,454	10,976	6,001	4,165	5,675	Uiwang-si
34,744	27,584	26,621	22,802	23,404	19,152	12,074	8,120	8,701	Hanam-si
22,906	22,241	25,430	23,764	22,881	17,423	11,147	8,196	11,247	Cheoin-gu
39,288	39,573	43,543	33,256	27,484	21,006	14,980	12,892	16,054	Giheung-gu
35,480	35,194	36,258	26,538	21,574	17,066	12,866	11,305	13,607	Suji-gu
45,678	41,097	46,436	39,186	36,238	27,595	17,249	14,121	20,466	Paju-si
18,072	17,576	19,577	18,370	18,417	13,931	8,531	6,206	8,930	Icheon-si
16,579	15,647	18,334	16,975	17,552	13,970	8,911	6,617	9,822	Anseong-si
53,890	44,480	41,358	35,059	33,791	27,416	17,578	12,805	15,621	Gimpo-si
106,092	88,437	83,162	65,841	57,492	40,204	23,733	16,275	21,113	Hwaseong-si
38,089	33,029	36,912	33,913	33,319	26,210	15,720	10,852	12,697	Gwangju-si
23,460	21,932	25,014	21,870	20,852	16,951	10,414	8,451	10,853	Yangju-si
8,895	9,794	13,608	15,644	16,796	13,413	7,349	5,936	8,778	Pocheon-si
7,881	8,048	10,133	10,851	11,922	10,322	6,665	4,911	7,323	Yeoju-si
2,208	2,261	3,076	3,642	4,522	4,297	2,584	2,382	3,701	Yeoncheon-gun
3,661	4,024	5,262	6,032	7,223	6,702	4,214	3,264	4,716	Gapyeong-gun
8,047	8,364	10,510	11,414	14,292	13,116	8,701	6,486	8,865	Yangpyeong-gun
<b>104,385</b>	<b>107,910</b>	<b>133,137</b>	<b>133,665</b>	<b>149,859</b>	<b>128,864</b>	<b>78,192</b>	<b>64,180</b>	<b>97,188</b>	<b>Gangwon</b>
21,111	20,396	24,411	23,283	24,293	20,782	11,837	10,249	16,135	Chuncheon-si
28,505	28,055	32,858	30,699	31,133	24,279	13,703	10,359	16,558	Wonju-si
14,412	15,683	18,963	18,197	20,115	17,534	11,450	9,482	13,469	Gangneung-si
6,370	7,023	8,464	7,661	8,256	7,215	4,726	3,829	5,161	Donghae-si
2,621	2,960	3,459	3,454	3,944	3,762	2,729	2,153	2,695	Taebaek-si
5,974	5,892	7,660	7,492	8,101	6,899	3,998	3,271	4,411	Sokcho-si
3,632	4,330	5,387	5,570	6,644	5,674	3,990	3,240	5,184	Samcheok-si
3,572	3,915	5,150	6,440	8,348	7,796	4,443	3,464	5,693	Hongcheon-gun
2,310	2,530	3,753	4,602	6,212	5,708	3,407	2,716	4,302	Hoengseong-gun
1,916	2,168	3,148	3,736	4,698	4,259	2,820	2,182	3,458	Yeongwol-gun
2,094	2,509	3,590	4,182	5,373	4,832	2,945	2,401	3,429	Pyeongchang-gun
1,946	2,303	3,041	3,406	4,331	3,875	2,482	1,980	2,947	Jeongseon-gun
2,361	2,491	3,218	3,418	4,152	3,625	2,214	2,189	3,127	Cheorwon-gun
1,180	1,206	1,668	2,002	2,340	2,052	1,135	1,063	1,910	Hwacheon-gun
1,247	1,182	1,519	1,780	2,164	1,851	990	918	1,548	Yanggu-gun
2,038	1,911	2,287	2,616	3,301	2,857	1,524	1,248	2,017	Inje-gun
1,470	1,569	2,246	2,494	3,232	2,815	1,804	1,655	2,520	Goseong-gun
1,626	1,787	2,315	2,633	3,222	3,049	1,995	1,781	2,624	Yangyang-gun

Note : 1) As of the end of the Year  
2) Based on the resident place

제 1-2 표  
Table 1-2

시·군·구별 연령별 성별 의료보장  
Health Insurance & Medical Aid

구 분	계 T	0-4세	5-9세	10-14세	15-19세	20-24세	25-29세	30-34세	35-39세
서울	4,697,969	111,910	156,186	183,869	195,233	271,746	395,290	404,735	340,476
중로구	72,538	1,279	1,850	2,275	2,665	4,929	6,640	6,056	4,736
중구	65,144	1,539	1,679	1,605	1,726	3,583	5,587	6,602	5,662
용산구	107,622	2,693	3,136	3,358	3,707	5,415	8,947	10,900	8,917
성동구	139,821	4,159	4,672	4,250	4,822	8,630	12,398	12,234	11,364
광진구	168,228	3,281	4,688	5,831	6,494	11,672	17,718	16,472	12,141
동대문구	173,915	4,089	5,355	5,636	6,106	13,112	16,883	14,336	12,204
중랑구	189,437	4,366	5,521	5,992	6,388	9,438	14,974	16,274	13,658
성북구	208,972	5,106	7,369	8,430	9,535	15,274	16,990	15,361	13,648
강북구	140,912	2,357	3,634	4,699	5,113	7,937	10,772	10,117	8,577
도봉구	149,738	2,892	4,501	5,456	6,151	8,240	10,595	10,447	9,068
노원구	241,721	5,591	8,059	11,112	13,392	17,152	17,158	16,215	14,841
은평구	224,062	5,282	7,179	8,607	9,651	12,409	16,585	17,751	15,146
서대문구	149,618	3,824	5,187	5,420	5,724	10,416	13,685	12,332	10,579
마포구	175,120	4,484	6,145	6,442	6,901	10,705	16,323	17,070	14,313
양천구	215,984	4,706	8,373	12,169	12,739	12,285	14,278	14,158	12,765
강서구	275,053	6,901	9,203	10,643	10,895	13,736	22,461	26,980	22,465
구로구	206,850	5,432	6,615	7,266	7,452	9,900	15,381	17,450	16,094
금천구	124,285	2,517	2,976	3,281	3,540	5,601	11,908	13,122	9,666
영등포구	200,033	5,554	6,376	5,975	6,328	9,134	17,873	21,256	17,670
동작구	188,297	4,399	5,947	6,416	7,065	12,663	19,366	17,419	13,850
관악구	249,325	3,712	5,008	5,806	7,107	16,422	36,843	31,697	19,033
서초구	204,426	5,563	8,911	11,596	11,124	10,738	13,567	14,563	13,704
강남구	276,337	6,413	10,943	16,235	16,090	14,337	18,701	21,310	18,877
송파구	321,975	9,075	13,465	14,883	14,392	16,633	23,580	26,863	24,558
강동구	228,556	6,696	9,394	10,486	10,126	11,385	16,077	17,750	16,940
인천	1,554,710	43,951	62,738	71,576	70,024	86,301	111,799	120,243	110,713
중구	85,547	2,726	3,649	3,942	3,591	4,138	6,579	7,625	6,577
동구	30,464	592	956	1,133	1,286	1,489	1,826	1,913	1,800
미추홀구	210,113	5,176	7,103	8,105	8,368	12,719	15,970	16,487	14,577
연수구	205,280	7,206	10,835	12,278	11,291	12,277	13,638	14,506	15,142
남동구	255,101	5,761	9,987	12,288	11,780	14,191	19,112	19,067	16,661
부평구	251,087	6,580	8,635	9,931	10,755	13,568	18,564	21,014	18,276
계양구	141,464	2,849	4,219	5,424	6,230	8,325	11,000	10,711	8,721
서구	328,266	12,210	16,375	17,123	15,275	17,311	22,599	26,703	27,075
강화군	35,419	693	790	1,101	1,140	1,338	1,503	1,491	1,357
옹진군	11,969	158	189	251	308	945	1,008	726	527
경기도	7,184,016	210,885	306,342	346,068	336,934	413,795	533,973	554,651	517,470
수원시장안구	146,161	3,112	4,929	6,528	7,547	10,865	12,475	10,406	8,476
수원시권선구	188,452	5,591	7,842	8,465	8,092	10,542	15,595	17,192	14,821
수원시팔달구	102,619	2,948	3,335	3,351	3,933	6,134	9,480	10,211	8,396
수원시영통구	186,624	6,433	9,360	10,825	10,232	12,666	16,777	17,540	15,053
성남시수정구	129,958	3,369	3,997	4,237	4,700	7,818	10,234	10,565	9,601
성남시중원구	105,389	2,746	3,299	3,610	3,877	5,629	8,510	9,432	8,182
성남시분당구	233,448	6,647	10,639	13,423	12,825	13,078	16,756	17,669	16,236
의정부시	230,864	6,581	9,168	10,125	10,708	13,997	16,609	16,539	14,965
안양시만안구	119,858	3,095	3,719	4,103	4,732	6,747	8,912	9,478	8,477
안양시동안구	155,799	4,842	6,582	8,046	8,264	9,195	10,902	12,229	11,680
부천시	400,936	10,047	14,095	16,272	17,236	22,350	29,735	30,566	28,220

주 : 1) 연도말 기준  
2) 주민등록 실거주지 기준



# 적용인구 현황 (남자) by District, Age (Male)

(단위 : 명)  
Unit : Person

40-44세	45-49세	50-54세	55-59세	60-64세	65-69세	70-74세	75-79세	80세 이상 and over	Division
<b>380,704</b>	<b>351,107</b>	<b>408,903</b>	<b>359,547</b>	<b>354,387</b>	<b>295,048</b>	<b>195,549</b>	<b>143,644</b>	<b>149,635</b>	<b>Seoul</b>
5,277	4,934	6,535	6,065	6,065	4,882	3,024	2,309	3,017	Jongno-gu
5,332	4,398	5,242	5,158	5,341	4,477	2,851	2,033	2,329	Jung-gu
9,055	7,565	9,369	8,511	8,318	6,760	4,146	2,976	3,849	Yongsan-gu
11,795	9,626	11,792	11,010	11,005	8,510	5,333	3,897	4,324	Seongdong-gu
12,594	11,817	13,927	13,113	12,640	10,030	6,293	4,652	4,865	Gwangjin-gu
13,619	12,196	14,196	13,106	13,093	11,094	7,344	5,471	6,075	Dongdaemun-gu
14,993	13,027	16,135	16,149	16,972	13,927	8,882	6,334	6,407	Jungnang-gu
16,363	15,492	19,366	16,275	14,960	12,625	8,336	6,341	7,501	Seongbuk-gu
10,520	10,271	13,022	12,013	12,280	10,474	7,131	5,644	6,351	Gangbuk-gu
11,024	10,485	13,354	12,732	13,362	11,783	7,626	5,681	6,341	Dobong-gu
17,916	18,554	22,907	19,316	18,452	15,671	10,272	7,211	7,902	Nowon-gu
18,284	16,968	20,408	17,691	17,656	14,539	9,780	7,579	8,547	Eunpyeong-gu
11,799	10,685	12,783	11,356	10,966	8,926	5,777	4,516	5,643	Seodaemun-gu
14,998	13,487	15,511	12,561	11,631	8,900	5,653	4,400	5,596	Mapo-gu
17,304	18,154	20,511	17,281	16,702	13,749	9,233	6,114	5,463	Yangcheon-gu
23,904	20,545	22,365	19,226	20,524	17,404	11,868	8,426	7,507	Gangseo-gu
16,970	15,341	17,744	16,631	16,961	14,370	9,730	7,010	6,503	Guro-gu
9,285	8,118	10,532	10,759	11,302	8,682	5,487	3,822	3,687	Geumcheon-gu
16,628	14,053	16,287	15,494	15,382	12,400	7,822	5,635	6,166	Yeongdeungpo-gu
14,749	13,305	15,326	13,467	13,234	11,155	7,566	5,885	6,485	Dongjak-gu
18,176	15,869	18,695	16,346	16,228	13,490	9,779	7,390	7,724	Gwanak-gu
17,808	18,124	20,031	14,870	12,861	11,223	7,704	6,032	6,007	Seocho-gu
23,943	25,169	26,953	19,673	17,128	14,630	10,354	8,126	7,455	Gangnam-gu
28,361	24,964	26,986	23,798	23,575	20,151	13,475	9,214	8,002	Songpa-gu
20,007	17,960	18,926	16,946	17,749	15,196	10,083	6,946	5,889	Gangdong-gu
<b>134,482</b>	<b>122,540</b>	<b>137,396</b>	<b>128,170</b>	<b>129,527</b>	<b>94,860</b>	<b>55,099</b>	<b>37,757</b>	<b>37,534</b>	<b>Incheon</b>
8,052	7,518	7,738	6,204	5,670	4,538	2,890	2,109	2,001	Jung-gu
2,430	2,465	2,776	2,542	2,679	2,389	1,551	1,323	1,314	Dong-gu
18,094	16,036	18,532	16,600	17,042	13,678	8,603	6,450	6,573	Michuhol-gu
19,030	17,367	18,268	15,650	15,514	10,349	5,165	3,331	3,433	Yeonsu-gu
21,647	20,893	22,856	21,335	21,393	16,022	9,599	6,512	5,997	Namdong-gu
20,283	18,352	21,883	21,644	22,510	16,402	9,705	6,483	6,502	Bupyeong-gu
10,306	10,228	13,126	13,972	14,839	9,996	5,062	3,205	3,251	Gyeyang-gu
32,189	26,862	28,537	25,953	24,209	16,296	8,900	5,578	5,071	Seo-gu
1,802	2,070	2,795	3,192	4,270	3,961	2,840	2,243	2,833	Ganghwa-gun
649	749	885	1,078	1,401	1,229	784	523	559	Ongjin-gun
<b>626,902</b>	<b>578,929</b>	<b>652,217</b>	<b>580,410</b>	<b>549,557</b>	<b>402,787</b>	<b>233,299</b>	<b>164,279</b>	<b>175,518</b>	<b>Gyeonggi</b>
10,274	11,148	13,811	12,982	12,135	8,578	5,073	3,624	4,198	Jangan-gu
17,015	14,804	16,273	15,341	14,722	9,816	5,422	3,545	3,374	Gwonseon-gu
8,314	7,565	9,066	8,306	7,818	5,592	3,390	2,409	2,371	Paldal-gu
17,418	15,891	16,455	12,674	10,884	6,465	3,420	2,214	2,317	Yongtong-gu
10,445	9,332	11,308	11,002	11,265	9,155	5,542	3,843	3,545	Sujeong-gu
8,756	7,687	9,137	8,723	8,973	7,007	4,232	2,883	2,706	Jungwon-gu
19,741	19,475	22,304	17,537	15,711	12,383	7,190	5,246	6,588	Bundang-gu
19,164	17,505	21,362	19,410	18,805	14,152	8,387	6,365	7,022	Uijeongbu-si
9,210	8,344	10,317	10,715	11,115	8,629	5,297	3,479	3,489	Manan-gu
12,810	12,186	14,230	12,518	11,970	9,079	5,001	3,066	3,199	Dongan-gu
32,586	29,887	35,907	34,695	36,853	27,853	15,684	9,803	9,147	Bucheon-si

Note : 1) As of the end of the Year  
2) Based on the resident place

제 1-2 표  
Table 1-2

시·군·구별 연령별 성별 의료보장  
Health Insurance & Medical Aid

구 분	계 T	0-4세	5-9세	10-14세	15-19세	20-24세	25-29세	30-34세	35-39세
광 명 시	141,302	3,861	5,716	7,073	7,382	8,222	9,123	9,951	9,619
평 택 시	329,131	10,857	14,487	15,225	13,919	18,177	28,309	30,538	27,043
동 두 천 시	45,371	876	1,540	1,954	1,993	2,594	2,971	2,697	2,335
안산시상록구	182,651	3,905	5,961	7,509	8,670	13,387	15,489	13,927	10,960
안산시단원구	177,341	4,698	5,836	6,791	7,574	11,067	15,585	16,090	13,993
고양시덕양구	248,258	7,930	10,435	10,950	10,143	13,423	16,841	19,024	18,510
고양시일산동구	145,849	3,302	5,514	6,809	7,226	8,890	11,193	10,399	8,963
고양시일산서구	141,420	3,389	5,504	7,327	8,054	9,215	9,937	9,173	8,173
과 천 시	41,180	1,772	2,361	2,125	1,882	2,271	2,661	2,914	3,221
구 리 시	94,022	2,402	3,688	4,302	4,367	5,229	6,747	6,484	6,080
남 양 주 시	369,931	10,656	17,341	20,830	19,895	21,048	22,665	22,116	22,363
오 산 시	127,032	3,650	5,943	6,952	6,350	6,944	9,390	10,706	10,490
시 흥 시	298,122	9,820	13,703	13,996	13,144	17,283	21,547	24,584	24,400
군 포 시	133,403	3,336	4,763	5,975	6,476	8,017	9,842	10,538	9,203
의 왕 시	81,199	2,707	3,387	3,435	3,466	4,672	5,871	6,396	5,914
하 남 시	167,028	6,331	9,425	8,924	7,075	7,671	10,526	12,647	13,556
용인시처인구	145,857	3,559	5,621	6,505	6,650	9,150	11,251	10,716	9,630
용인시기흥구	217,708	6,315	10,406	12,692	12,718	14,083	15,209	13,656	13,456
용인시수지구	186,095	6,025	9,793	11,809	11,207	11,286	11,651	11,417	12,231
파 주 시	264,425	8,191	12,495	13,728	12,740	14,845	19,280	19,523	20,493
이 천 시	121,794	3,255	4,862	5,555	5,797	7,110	11,283	10,367	8,258
안 성 시	108,967	2,504	3,756	4,636	4,745	6,656	8,392	8,006	7,458
김 포 시	262,291	9,377	14,528	15,208	11,993	13,106	17,576	19,464	20,693
화 성 시	535,578	20,774	29,058	31,002	25,693	27,956	42,984	49,703	47,609
광 주 시	210,415	6,292	9,216	9,352	8,690	10,558	14,304	15,189	15,531
양 주 시	141,956	4,675	6,446	6,994	6,834	8,064	9,503	10,025	9,722
포 천 시	85,443	1,456	2,118	2,632	3,033	5,238	7,429	6,746	4,859
여 주 시	60,827	1,276	1,935	2,446	2,472	3,064	3,840	3,676	3,285
연 천 군	22,523	436	628	711	775	1,310	1,783	1,547	1,068
가 평 군	32,916	569	863	1,055	1,178	1,567	1,842	1,692	1,486
양 평 군	63,873	1,278	2,048	2,581	2,647	2,671	2,964	2,913	2,761
<b>강 원</b>	<b>782,325</b>	<b>19,782</b>	<b>26,855</b>	<b>32,657</b>	<b>34,686</b>	<b>46,079</b>	<b>49,737</b>	<b>45,995</b>	<b>41,930</b>
춘 천 시	143,692	4,091	5,626	6,804	6,748	9,782	10,510	9,747	8,610
원 주 시	182,330	5,710	7,437	8,888	9,013	11,049	12,365	12,459	11,576
강 릉 시	105,735	2,462	3,455	4,417	4,863	6,296	6,616	5,827	5,495
동 해 시	45,598	1,078	1,707	2,130	2,206	2,446	2,667	2,390	2,323
태 백 시	19,637	370	596	837	927	981	814	734	832
속 초 시	41,630	1,060	1,554	1,747	1,740	2,336	2,706	2,708	2,441
삼 척 시	32,330	729	899	1,139	1,348	2,272	1,617	1,383	1,388
홍 천 군	35,270	670	955	1,126	1,179	1,622	1,952	1,829	1,463
횡 성 군	24,555	418	579	711	1,065	1,007	1,045	955	879
영 월 군	19,508	290	460	583	858	863	753	679	661
평 창 군	21,458	266	406	649	759	957	965	807	759
정 선 군	18,021	255	400	569	577	723	636	598	740
철 원 군	21,797	648	698	805	921	1,352	1,716	1,460	1,090
화 천 군	12,483	349	415	390	417	842	1,133	974	645
양 구 군	11,200	333	392	432	508	699	895	743	610
인 제 군	17,586	554	619	589	572	1,138	1,572	1,303	1,055
고 성 군	14,991	286	350	404	493	1,099	1,064	779	716
양 양 군	14,504	213	307	437	492	615	711	620	647

주 : 1) 연도말 기준

2) 주민등록 실거주지 기준

# 적용인구 현황 (남자) <계속> by District, Age (Male) <Cont'd>

(단위 : 명)  
Unit : Person

40-44세	45-49세	50-54세	55-59세	60-64세	65-69세	70-74세	75-79세	80세 이상 and over	Division
11,772	11,697	13,248	11,837	10,915	8,881	5,167	3,504	3,334	Gwangmyeong-si
30,929	27,181	29,554	25,359	21,986	14,795	8,330	5,835	6,607	Pyeongtaek-si
3,125	3,324	4,320	4,224	4,225	3,380	2,026	1,673	2,114	Dongducheon-si
13,209	14,061	17,889	17,980	16,486	10,418	5,312	3,593	3,895	Sangnok-gu
14,591	13,861	16,856	16,436	15,147	9,261	4,600	2,497	2,458	Danwon-gu
21,542	19,229	22,681	20,618	20,346	14,787	8,335	6,137	7,327	Deogyang-gu
11,003	11,533	15,005	13,062	12,603	8,690	4,408	3,079	4,170	Ilсандong-gu
10,309	11,043	14,568	13,052	11,844	8,278	4,012	3,127	4,415	Ilсанseo-gu
3,485	2,905	3,489	3,376	3,205	2,367	1,297	807	1,042	Gwacheon-si
7,906	7,325	8,765	8,376	8,292	5,895	3,397	2,327	2,440	Guri-si
32,741	32,145	35,619	30,144	27,613	21,365	13,397	9,833	10,160	Namyangju-si
13,615	11,811	11,524	9,219	7,909	5,407	2,969	2,066	2,087	Osan-si
29,423	26,100	27,462	25,340	22,266	13,620	6,990	4,245	4,199	Siheung-si
10,269	9,847	12,426	11,404	11,514	8,427	4,637	3,114	3,615	Gunpo-si
6,407	5,569	6,846	7,122	7,038	5,462	3,006	1,914	1,987	Uiwang-si
17,657	14,520	13,683	11,396	11,267	9,249	5,869	4,053	3,179	Hanam-si
12,045	11,794	13,180	12,262	11,905	8,681	5,354	3,677	3,877	Cheoin-gu
19,196	19,289	21,588	16,773	13,604	9,749	6,538	5,673	6,763	Giheung-gu
16,918	17,032	18,019	13,337	10,865	7,877	5,590	4,979	6,059	Suji-gu
24,017	20,971	24,145	20,416	18,551	13,617	7,945	6,153	7,315	Paju-si
9,791	8,937	10,367	9,399	9,451	7,162	4,131	2,875	3,194	Icheon-si
9,031	8,411	9,838	8,879	8,956	7,009	4,356	2,998	3,336	Anseong-si
27,561	23,378	21,443	17,736	17,069	13,150	8,220	5,997	5,792	Gimpo-si
56,180	47,444	44,851	35,322	30,385	20,266	11,453	7,524	7,374	Hwaseong-si
20,173	17,493	19,125	17,098	16,659	13,070	7,655	5,238	4,772	Gwangju-si
12,222	11,226	12,969	11,408	10,685	8,416	4,886	3,943	3,938	Yangju-si
4,979	5,218	7,375	8,473	9,128	7,283	3,741	2,744	2,991	Pocheon-si
4,061	4,093	5,316	5,636	6,160	5,236	3,367	2,302	2,662	Yeoju-si
1,162	1,245	1,681	1,945	2,354	2,238	1,266	1,088	1,286	Yeoncheon-gun
1,901	2,156	2,820	3,162	3,703	3,485	2,096	1,551	1,790	Gapyeong-gun
3,949	4,267	5,395	5,716	7,175	6,557	4,311	3,256	3,384	Yangpyeong-gun
<b>53,086</b>	<b>55,183</b>	<b>69,193</b>	<b>68,443</b>	<b>74,946</b>	<b>64,676</b>	<b>37,081</b>	<b>28,594</b>	<b>33,402</b>	<b>Gangwon</b>
10,517	9,994	12,294	11,670	11,747	10,098	5,436	4,404	5,614	Chuncheon-si
14,208	13,852	16,317	15,298	15,432	12,071	6,413	4,618	5,624	Wonju-si
7,216	7,961	9,823	9,172	9,683	8,408	5,201	4,205	4,635	Gangneung-si
3,253	3,643	4,490	3,999	4,081	3,428	2,234	1,700	1,823	Donghae-si
1,313	1,605	1,869	1,847	2,004	1,871	1,224	893	920	Taebaek-si
3,005	2,945	3,805	3,662	3,835	3,384	1,829	1,379	1,494	Sokcho-si
1,940	2,334	3,057	2,983	3,399	2,847	1,936	1,441	1,618	Samcheok-si
1,885	2,129	2,750	3,383	4,274	4,137	2,339	1,618	1,959	Hongcheon-gun
1,231	1,390	2,038	2,408	3,205	2,992	1,793	1,319	1,520	Hoengseong-gun
1,012	1,165	1,761	2,031	2,522	2,281	1,398	1,010	1,181	Yeongwol-gun
1,136	1,354	1,957	2,213	2,820	2,578	1,467	1,122	1,243	Pyeongchang-gun
1,084	1,319	1,787	1,867	2,297	2,084	1,190	886	1,009	Jeongseon-gun
1,251	1,304	1,753	1,786	2,152	1,812	995	980	1,074	Cheorwon-gun
629	647	882	1,067	1,286	1,112	539	485	671	Hwacheon-gun
644	630	816	940	1,135	1,006	479	412	526	Yanggu-gun
1,089	1,049	1,282	1,372	1,735	1,570	768	615	704	Inje-gun
807	876	1,247	1,356	1,655	1,444	875	698	842	Goseong-gun
866	986	1,265	1,389	1,684	1,553	965	809	945	Yangyang-gun

Note : 1) As of the end of the Year  
2) Based on the resident place

제 1-2 표  
Table 1-2

시·군·구별 연령별 성별 의료보장  
Health Insurance & Medical Aid

구 분	계 T	0-4세	5-9세	10-14세	15-19세	20-24세	25-29세	30-34세	35-39세
서 울	5,028,674	105,517	148,955	174,152	189,103	322,031	441,534	405,396	341,128
종 로 구	79,890	1,230	1,859	2,364	2,926	7,235	7,683	6,127	4,815
중 구	70,961	1,457	1,619	1,547	1,795	4,722	7,087	6,817	5,591
용 산 구	115,216	2,554	3,057	3,147	3,675	6,825	10,448	10,973	8,849
성 동 구	148,410	3,836	4,493	4,177	4,937	10,150	13,062	12,801	11,522
광 진 구	183,064	3,201	4,412	5,585	6,704	14,741	20,621	16,390	12,301
동 대 문 구	184,777	4,006	5,155	5,276	6,410	18,705	17,875	13,658	11,542
중 랑 구	198,249	4,309	5,198	5,641	6,140	10,529	16,211	16,111	12,883
성 북 구	228,714	4,797	7,031	8,140	9,567	20,082	18,266	14,995	14,004
강 북 구	151,578	2,243	3,429	4,334	5,179	9,858	11,300	9,307	7,720
도 봉 구	160,015	2,708	4,198	5,129	5,719	8,720	10,582	9,842	8,717
노 원 구	262,591	5,074	7,753	10,308	12,526	17,162	16,673	16,263	14,674
은 평 구	247,565	4,931	7,013	8,239	9,176	13,517	19,782	18,790	15,741
서 대 문 구	169,182	3,593	5,064	5,292	6,085	15,528	15,674	12,808	11,136
마 포 구	201,139	4,275	5,925	6,312	7,162	14,920	21,447	19,238	15,909
양 천 구	226,410	4,338	8,063	11,285	11,615	11,957	14,492	13,790	13,438
강 서 구	298,939	6,650	8,836	9,934	10,500	15,959	28,130	28,009	21,710
구 로 구	214,534	5,065	6,359	7,163	7,082	10,707	16,539	17,323	14,879
금 천 구	123,344	2,339	2,880	3,151	3,481	6,420	12,523	11,020	8,026
영 등 포 구	207,968	5,298	6,127	5,851	5,713	11,375	21,406	21,337	16,472
동 작 구	202,933	4,140	5,776	6,120	6,889	15,288	20,379	16,847	13,414
관 악 구	248,971	3,549	4,598	5,516	7,121	21,000	37,312	25,221	15,256
서 초 구	220,886	5,058	8,670	11,153	11,030	11,731	15,345	16,247	16,178
강 남 구	299,113	6,019	10,319	14,719	14,879	15,464	22,956	23,818	22,524
송 파 구	345,922	8,539	12,460	14,324	13,867	17,781	27,791	29,376	26,683
강 동 구	238,303	6,308	8,661	9,445	8,925	11,655	17,950	18,288	17,144
인 천	1,546,178	41,692	59,813	67,884	66,644	80,216	101,315	107,151	100,769
중 구	79,663	2,497	3,457	3,868	3,400	4,271	6,120	6,212	5,776
동 구	30,368	580	810	1,035	1,199	1,326	1,582	1,621	1,519
미 추 홀 구	208,024	5,057	6,818	7,598	7,801	11,753	14,162	14,163	12,606
연 수 구	207,486	6,795	10,557	11,725	11,029	11,789	12,576	14,076	15,292
남 동 구	255,803	5,487	9,298	11,483	11,245	13,270	16,608	15,925	14,890
부 평 구	260,013	6,154	8,349	9,407	9,907	13,099	18,284	19,672	16,663
계 양 구	143,322	2,816	4,077	5,284	5,979	7,700	9,796	9,514	7,758
서 구	317,784	11,508	15,535	16,249	14,764	15,660	20,852	24,450	24,755
강 화 군	34,902	629	727	1,022	1,089	1,004	999	1,192	1,215
용 진 군	8,813	169	185	213	231	344	336	326	295
경 기	7,014,692	201,302	292,515	330,589	321,652	375,834	453,123	476,753	472,314
수원시장안구	145,668	3,132	4,624	6,129	7,181	9,673	10,062	8,848	7,726
수원시권선구	184,517	5,191	7,316	8,129	7,564	10,061	14,389	14,666	13,123
수원시팔달구	102,195	2,675	3,253	3,119	3,721	6,397	9,033	8,815	7,076
수원시영통구	185,190	6,071	8,698	10,001	9,882	12,855	15,427	15,847	14,693
성남시수정구	127,398	3,340	4,002	4,176	4,456	7,400	8,849	9,339	8,296
성남시중원구	104,123	2,817	3,171	3,307	3,720	5,353	7,784	8,000	7,123
성남시분당구	245,240	6,287	10,132	12,717	12,507	13,064	16,646	17,263	17,390
의 정 부 시	239,587	6,209	8,490	9,799	10,047	13,850	16,576	15,616	14,355
안양시만안구	120,694	3,162	3,652	3,776	4,374	6,518	7,968	8,429	7,554
안양시동안구	161,157	4,485	6,334	7,580	7,783	8,548	10,415	11,805	11,332
부 천 시	411,488	9,615	13,355	15,477	16,599	21,530	28,041	28,455	26,542

주: 1) 연도말 기준  
2) 주민등록 실거주지 기준

# 적용인구 현황 (여자) by District, Age (Female)

(단위 : 명)  
Unit : Person

40-44세	45-49세	50-54세	55-59세	60-64세	65-69세	70-74세	75-79세	80세 이상 and over	Division
<b>383,621</b>	<b>355,133</b>	<b>415,890</b>	<b>375,691</b>	<b>385,750</b>	<b>336,709</b>	<b>230,515</b>	<b>179,623</b>	<b>237,926</b>	<b>Seoul</b>
5,439	5,166	6,646	6,253	6,026	5,015	3,400	3,034	4,672	Jongno-gu
5,180	4,147	5,484	5,229	5,412	4,728	3,235	2,728	4,183	Jung-gu
8,854	7,743	9,759	8,492	8,492	7,055	4,778	4,024	6,491	Yongsan-gu
11,312	9,746	12,212	11,158	11,150	9,185	6,180	5,189	7,300	Seongdong-gu
13,154	12,052	14,694	13,709	13,605	11,260	7,342	5,721	7,572	Gwangjin-gu
12,905	11,316	13,916	12,832	13,604	12,169	8,508	7,241	9,659	Dongdaemun-gu
13,666	12,225	16,322	17,196	18,110	15,169	10,176	8,032	10,331	Jungnang-gu
16,582	16,175	19,825	16,651	16,624	14,680	10,329	8,763	12,203	Seongbuk-gu
9,616	9,952	13,013	12,688	13,677	12,070	9,196	7,903	10,093	Gangbuk-gu
10,647	10,729	14,426	14,325	15,135	13,295	8,647	7,023	10,173	Dobong-gu
19,243	20,581	24,597	20,787	21,239	18,631	12,422	9,920	14,738	Nowon-gu
18,261	17,651	21,551	19,223	20,039	17,530	12,421	10,192	13,508	Eunpyeong-gu
11,830	11,046	13,674	12,114	12,044	10,271	7,255	6,301	9,467	Seodaemun-gu
15,829	14,370	16,266	13,326	12,493	10,512	7,472	6,408	9,275	Mapo-gu
19,015	19,378	20,753	17,888	17,967	15,621	10,142	7,183	9,485	Yangcheon-gu
23,214	20,626	22,624	21,252	23,618	21,032	13,901	9,774	13,170	Gangseo-gu
15,956	14,536	17,552	17,184	18,401	16,321	11,298	8,096	10,073	Guro-gu
7,718	7,366	10,129	10,859	11,476	9,332	6,217	4,626	5,781	Geumcheon-gu
15,440	13,150	16,026	15,308	15,603	13,329	9,075	6,940	9,518	Yeongdeungpo-gu
14,406	13,401	15,927	14,682	15,079	13,324	9,670	7,794	9,797	Dongjak-gu
15,239	14,178	17,200	16,558	17,878	15,924	11,805	9,428	11,188	Gwanak-gu
20,532	19,721	19,744	14,927	14,053	12,689	9,109	6,886	7,813	Seocho-gu
28,666	27,100	26,067	19,716	18,179	17,383	12,368	8,887	10,049	Gangnam-gu
30,355	25,545	28,456	25,373	26,154	22,742	14,451	9,909	12,116	Songpa-gu
20,562	17,233	19,027	17,961	19,692	17,442	11,118	7,621	9,271	Gangdong-gu
<b>125,217</b>	<b>115,814</b>	<b>135,882</b>	<b>132,027</b>	<b>131,072</b>	<b>100,177</b>	<b>60,831</b>	<b>46,919</b>	<b>72,755</b>	<b>Incheon</b>
7,109	6,166	6,195	5,255	5,306	4,803	3,115	2,480	3,633	Jung-gu
2,192	2,115	2,470	2,356	2,763	2,621	2,025	1,681	2,473	Dong-gu
15,575	14,491	17,429	16,808	18,117	15,455	10,177	8,214	11,800	Michuhol-gu
19,488	17,493	18,737	16,383	15,086	10,013	5,435	4,130	6,882	Yeonsu-gu
20,751	19,812	23,097	22,513	22,510	17,783	10,950	8,235	11,946	Namdong-gu
19,052	18,275	23,040	23,890	23,676	18,369	11,026	8,250	12,900	Bupyeong-gu
9,846	10,130	14,027	15,300	15,111	9,649	5,342	4,019	6,974	Gyeyang-gu
29,122	25,211	27,939	25,632	23,117	16,464	9,336	6,752	10,438	Seo-gu
1,681	1,711	2,390	3,073	4,229	3,957	2,753	2,562	4,669	Ganghwa-gun
401	410	558	817	1,157	1,063	672	596	1,040	Ongjin-gun
<b>591,025</b>	<b>553,998</b>	<b>634,473</b>	<b>572,709</b>	<b>542,837</b>	<b>415,581</b>	<b>260,684</b>	<b>204,304</b>	<b>314,999</b>	<b>Gyeonggi</b>
10,470	11,229	14,043	12,949	11,726	8,882	5,965	4,894	8,135	Jangan-gu
15,567	13,836	16,406	16,316	14,940	10,357	6,025	4,446	6,185	Gwonseon-gu
7,237	7,313	8,881	8,503	8,370	6,414	4,090	3,043	4,255	Paldal-gu
17,718	16,191	16,556	13,056	10,448	6,589	3,897	2,909	4,352	Yongtong-gu
9,278	8,315	10,655	10,509	11,188	9,507	6,381	4,926	6,781	Sujeong-gu
7,760	7,065	8,738	9,047	9,623	7,550	4,866	3,615	4,584	Jungwon-gu
21,982	21,555	23,370	18,200	16,900	12,557	7,970	6,576	10,124	Bundang-gu
17,980	17,376	22,230	20,557	19,840	15,610	10,020	8,621	12,411	Uijeongbu-si
8,208	7,890	10,760	11,133	11,652	9,130	5,645	4,348	6,495	Manan-gu
13,173	13,326	15,281	13,334	13,101	9,350	5,270	3,910	6,130	Dongan-gu
31,218	29,514	37,072	38,237	39,326	29,600	16,874	11,825	18,208	Bucheon-si

Note : 1) As of the end of the Year  
2) Based on the resident place

제 1-2 표  
Table 1-2

시·군·구별 연령별 성별 의료보장  
Health Insurance & Medical Aid

구 분	계 T	0-4세	5-9세	10-14세	15-19세	20-24세	25-29세	30-34세	35-39세
광 명 시	145,800	3,723	5,532	6,669	7,193	7,622	8,611	9,228	9,203
평택 시	293,755	10,696	13,881	14,690	13,226	15,256	19,870	22,171	21,353
동두천 시	45,481	858	1,350	1,927	1,991	2,255	2,378	2,163	2,197
안산시상록구	177,478	3,735	5,659	7,196	8,406	12,773	13,164	11,234	9,494
안산시단원구	162,706	4,436	5,685	6,405	7,071	9,633	12,019	12,102	11,135
고양시덕양구	256,309	7,618	10,113	10,464	9,968	12,824	16,649	19,141	18,018
고양시일산동구	153,378	3,254	5,151	6,480	6,959	8,738	11,110	10,262	9,073
고양시일산서구	150,271	3,277	5,338	7,005	7,836	8,707	9,393	8,910	8,353
과천 시	41,925	1,672	2,229	2,036	1,835	2,188	2,495	3,065	3,223
구리 시	95,778	2,278	3,517	4,047	4,038	5,229	6,360	6,143	5,807
남양주 시	373,905	10,081	16,408	19,831	18,843	19,251	20,907	20,667	22,859
오산 시	116,709	3,470	5,776	6,632	5,912	6,262	7,360	8,109	9,074
시흥 시	269,529	9,421	13,386	13,399	12,575	13,857	17,265	19,355	20,745
군포 시	135,914	3,151	4,520	5,630	6,040	7,366	8,963	9,295	8,365
의왕 시	81,559	2,446	3,206	3,243	3,317	4,284	5,242	5,920	5,562
하남 시	167,889	5,883	9,078	8,757	6,946	7,537	10,823	12,850	13,686
용인시처인구	135,253	3,394	5,316	6,258	6,092	7,665	8,203	7,848	8,017
용인시기흥구	223,127	6,121	9,842	12,249	12,095	13,496	13,711	12,897	13,813
용인시수지구	195,186	5,738	9,628	11,276	10,984	11,191	11,533	12,105	13,519
파주 시	251,274	7,863	11,873	13,391	12,257	12,235	14,262	17,155	17,302
이천 시	110,376	3,002	4,575	5,281	5,404	5,874	7,387	7,243	7,307
안성 시	98,685	2,309	3,559	4,402	4,344	5,616	5,699	5,448	5,715
김포 시	215,517	8,649	14,020	14,667	11,664	11,004	13,802	16,278	19,421
화성 시	476,336	19,701	27,993	29,859	24,986	23,565	30,161	37,807	40,714
광주 시	197,117	6,019	8,726	8,913	8,345	8,900	11,209	12,504	13,637
양주 시	135,653	4,535	6,202	6,890	6,439	6,888	7,462	8,439	8,694
포천 시	71,558	1,398	1,897	2,448	2,651	3,756	4,185	3,734	3,208
여주 시	57,813	1,300	1,768	2,200	2,243	2,535	2,954	2,779	2,811
연천 군	20,182	459	559	681	684	832	868	940	751
가평 군	31,075	559	808	1,059	1,095	1,154	1,365	1,308	1,293
양평 군	63,663	1,272	1,893	2,394	2,379	2,092	2,523	2,570	2,755
<b>강원</b>	<b>771,132</b>	<b>18,943</b>	<b>25,632</b>	<b>30,790</b>	<b>31,684</b>	<b>36,889</b>	<b>38,173</b>	<b>38,284</b>	<b>38,961</b>
춘천 시	147,582	3,962	5,359	6,361	6,243	8,972	9,009	8,627	8,326
원주 시	185,101	5,423	7,132	8,551	8,421	9,375	11,158	11,636	11,089
강릉 시	107,266	2,282	3,266	4,038	4,310	5,262	5,361	4,857	4,889
동해 시	44,062	1,054	1,605	2,017	1,934	1,768	1,839	1,783	2,008
태백 시	19,434	311	559	817	824	691	625	644	732
속초 시	42,063	985	1,480	1,718	1,643	1,721	1,995	2,075	2,086
삼척 시	31,245	750	818	1,059	1,268	1,811	1,113	1,125	1,205
홍천 군	33,148	685	884	1,098	1,149	1,146	1,275	1,283	1,281
횡성 군	23,029	372	512	655	941	734	707	695	769
영월 군	18,175	274	400	516	618	696	530	523	594
평창 군	19,967	288	456	575	649	689	579	588	678
정선 군	16,653	294	372	539	564	591	436	463	606
철원 군	20,198	598	719	730	830	883	859	1,025	859
화천 군	10,818	296	397	412	401	473	536	562	504
양구 군	10,175	319	412	382	525	387	485	539	515
인제 군	14,772	554	568	569	556	572	696	889	753
고성 군	13,739	277	365	368	428	671	536	514	575
양양 군	13,705	220	328	385	380	447	434	456	485

주 : 1) 연도말 기준  
2) 주민등록 실거주지 기준

# 적용인구 현황 (여자) <계속> by District, Age (Female) <Cont'd>

(단위 : 명)  
Unit : Person

40-44세	45-49세	50-54세	55-59세	60-64세	65-69세	70-74세	75-79세	80세 이상 and over	Division
12,177	11,971	13,490	11,831	11,814	9,816	6,011	4,329	6,580	Gwangmyeong-si
25,475	23,043	26,117	22,847	20,424	14,900	9,655	7,672	12,479	Pyeongtaek-si
2,999	3,099	4,061	3,780	4,093	3,510	2,545	2,405	3,870	Dongducheon-si
12,200	13,452	18,417	17,651	14,916	9,970	5,938	4,815	8,458	Sangnok-gu
12,207	12,920	16,789	16,063	13,995	9,126	4,891	3,172	5,057	Danwon-gu
20,734	19,006	22,941	21,542	20,264	15,318	9,611	8,505	13,593	Deogyang-gu
11,788	12,520	15,994	13,996	12,519	8,362	4,901	4,312	7,969	Ilsandong-gu
11,413	12,415	16,167	13,903	11,964	8,085	4,865	4,448	8,192	Ilsanseo-gu
3,549	2,939	3,648	3,417	3,184	2,274	1,321	1,051	1,799	Gwacheon-si
7,628	7,346	9,260	8,760	8,237	6,086	3,764	3,064	4,214	Guri-si
33,543	32,073	34,247	29,542	27,604	23,323	15,397	12,118	17,211	Namyangju-si
11,539	10,237	10,209	8,533	7,758	5,766	3,533	2,716	3,823	Osan-si
24,989	21,623	25,225	23,231	19,384	13,300	7,366	5,499	8,909	Siheung-si
10,101	10,448	12,909	12,130	12,309	8,956	4,950	4,066	6,715	Gunpo-si
5,975	5,489	7,568	7,443	7,416	5,514	2,995	2,251	3,688	Uiwang-si
17,078	13,064	12,938	11,406	12,137	9,903	6,205	4,067	5,522	Hanam-si
10,861	10,447	12,250	11,502	10,976	8,742	5,793	4,519	7,370	Cheoin-gu
20,092	20,284	21,955	16,483	13,880	11,257	8,442	7,219	9,291	Giheung-gu
18,562	18,162	18,239	13,201	10,709	9,189	7,276	6,326	7,548	Suji-gu
21,661	20,126	22,291	18,770	17,687	13,978	9,304	7,968	13,151	Paju-si
8,281	8,639	9,210	8,971	8,966	6,769	4,400	3,331	5,736	Icheon-si
7,548	7,236	8,496	8,096	8,596	6,961	4,555	3,619	6,486	Anseong-si
26,329	21,102	19,915	17,323	16,722	14,266	9,358	6,808	9,829	Gimpo-si
49,912	40,993	38,311	30,519	27,107	19,938	12,280	8,751	13,739	Hwaseong-si
17,916	15,536	17,787	16,815	16,660	13,140	8,065	5,614	7,925	Gwangju-si
11,238	10,706	12,045	10,462	10,167	8,535	5,528	4,508	6,915	Yangju-si
3,916	4,576	6,233	7,171	7,668	6,130	3,608	3,192	5,787	Pocheon-si
3,820	3,955	4,817	5,215	5,762	5,086	3,298	2,609	4,661	Yeoju-si
1,046	1,016	1,395	1,697	2,168	2,059	1,318	1,294	2,415	Yeoncheon-gun
1,760	1,868	2,442	2,870	3,520	3,217	2,118	1,713	2,926	Gapyeong-gun
4,098	4,097	5,115	5,698	7,117	6,559	4,390	3,230	5,481	Yangpyeong-gun
<b>51,229</b>	<b>52,727</b>	<b>63,944</b>	<b>65,222</b>	<b>74,931</b>	<b>64,188</b>	<b>41,111</b>	<b>35,586</b>	<b>63,786</b>	<b>Gangwon</b>
10,594	10,402	12,117	11,613	12,546	10,684	6,401	5,845	10,521	Chuncheon-si
14,297	14,203	16,541	15,401	15,701	12,208	7,290	5,747	10,934	Wonju-si
7,196	7,722	9,140	9,025	10,432	9,126	6,249	5,277	8,834	Gangneung-si
3,117	3,380	3,974	3,662	4,175	3,787	2,492	2,129	3,338	Donghae-si
1,308	1,335	1,590	1,607	1,940	1,891	1,505	1,260	1,775	Taebaek-si
2,969	2,947	3,855	3,830	4,226	3,515	2,169	1,892	2,917	Sokcho-si
1,692	1,996	2,330	2,587	3,245	2,827	2,054	1,799	3,566	Samcheok-si
1,687	1,786	2,400	3,057	4,074	3,659	2,104	1,846	3,734	Hongcheon-gun
1,079	1,140	1,715	2,194	3,007	2,716	1,614	1,397	2,782	Hoengseong-gun
904	1,003	1,387	1,705	2,176	1,978	1,422	1,172	2,277	Yeongwol-gun
958	1,155	1,633	1,969	2,553	2,254	1,478	1,279	2,186	Pyeongchang-gun
862	984	1,254	1,539	2,034	1,791	1,292	1,094	1,938	Jeongseon-gun
1,110	1,187	1,465	1,632	2,000	1,813	1,219	1,209	1,938	Cheorwon-gun
551	559	786	935	1,054	940	596	578	1,239	Hwacheon-gun
603	559	703	840	1,029	845	511	506	1,022	Yanggu-gun
949	862	1,005	1,244	1,566	1,287	756	633	1,313	Inje-gun
663	693	999	1,138	1,577	1,371	929	957	1,678	Goseong-gun
760	801	1,050	1,244	1,538	1,496	1,030	972	1,679	Yangyang-gun

Note : 1) As of the end of the Year  
2) Based on the resident place

제 1-3 표  
Table 1-3

시·군·구별  
Medical Care Institutions

구 분	계 Total	상급종합병원 Tertiary hospital	종합병원 General hospital	병원 Hospital	요양병원 Healthcare institute	정신병원 Psychiatric hospital	의원 Clinic	치과병원 Dental hospital	치과의원 Dental clinic
서 울	24,364	14	42	230	110	12	9,715	60	4,879
종 로 구	677	2	2	3	1	-	208	1	150
중 구	773	-	1	3	-	-	281	6	205
용 산 구	452	-	1	1	-	-	159	-	102
성 동 구	627	1	-	5	3	-	245	1	127
광 진 구	767	1	1	4	2	1	294	2	150
동 대 문 구	847	1	3	13	7	2	268	4	162
중 랑 구	743	-	3	13	2	1	261	-	163
성 북 구	742	1	-	6	8	-	256	1	149
강 북 구	638	-	1	9	4	-	231	1	126
도 봉 구	504	-	1	4	6	2	176	1	106
노 원 구	996	-	3	5	6	-	383	3	200
은 평 구	940	c	2	10	5	1	334	1	197
서 대 문 구	599	1	1	5	5	-	207	2	129
마 포 구	983	-	-	5	3	-	405	3	198
양 천 구	869	1	2	5	3	-	317	3	184
강 서 구	1,213	-	4	18	5	1	460	3	242
구 로 구	792	1	1	8	8	1	290	1	173
금 천 구	503	-	1	4	4	1	172	-	106
영 등 포 구	1,069	-	7	9	9	1	384	-	234
동 작 구	786	1	1	4	2	-	278	2	171
관 악 구	945	-	1	12	2	-	347	1	203
서 초 구	1,710	1	-	14	4	-	823	5	309
강 남 구	3,389	2	2	35	7	-	1,897	13	527
송 파 구	1,651	1	1	20	9	1	623	3	332
강 동 구	1,149	-	3	15	5	-	416	3	234
인 천	4,971	3	18	57	62	18	1,772	11	991
중 구	205	1	1	2	4	-	70	1	37
동 구	127	-	2	-	-	-	43	-	25
미 추 홀 구	686	-	2	12	13	4	222	1	133
연 수 구	598	-	2	4	3	-	241	2	126
남 동 구	990	1	1	12	15	4	370	1	191
부 평 구	909	1	2	7	6	1	331	5	181
계 양 구	501	-	2	7	6	4	173	-	106
서 구	813	-	5	11	11	3	298	1	174
강 화 군	112	-	1	1	4	2	21	-	15
웅 진 군	30	-	-	1	-	-	3	-	3
경 기	23,007	5	66	286	302	50	8,086	43	4,698
수원시장안구	459	-	1	3	8	2	148	-	104
수원시권선구	521	-	1	7	4	1	167	-	112
수원시팔달구	654	-	3	11	4	1	251	2	121
수원시영통구	670	1	-	11	4	-	249	1	145
성남시수정구	619	-	2	7	6	1	238	1	132
성남시중원구	421	-	1	2	3	-	155	1	86
성남시분당구	1,296	1	3	9	6	-	521	5	266
의 정 부 시	809	-	5	12	8	4	295	1	171
안양시만안구	413	-	2	3	7	-	133	-	92
안양시동안구	764	1	-	10	-	1	279	1	175
부 천 시	1,525	1	5	20	18	5	550	4	298

주: 1) 연도말 기준

2) 요양기관소재지 기준

※ 자료출처: 건강보험심사평가원



# 요양기관 현황 by District

(단위 : 기관)  
Unit : Each

한방병원 Oriental health hospital	한의원 Oriental healthclinic	보건소 Health center	보건지소 Health subcenter	보건진료소 Primary health carepost	보건의료원 Hospitalized healthcenter	조산원 Midwifery clinic	약국 Pharmacy	Division
<b>85</b>	<b>3,628</b>	<b>25</b>	<b>10</b>	-	-	-	<b>3</b>	<b>5,551</b>
								<b>Seoul</b>
2	114	1	-	-	-	-	-	193 Jongno-gu
1	98	1	-	-	-	-	-	177 Jung-gu
-	63	1	-	-	-	-	1	124 Yongsan-gu
-	96	1	-	-	-	-	-	148 Seongdong-gu
2	122	1	-	-	-	-	-	187 Gwangjin-gu
2	146	1	-	-	-	-	1	237 Dongdaemun-gu
1	113	1	-	-	-	-	-	185 Jungnang-gu
2	119	1	2	-	-	-	-	197 Seongbuk-gu
1	94	1	-	-	-	-	-	170 Gangbuk-gu
4	81	1	-	-	-	-	-	122 Dobong-gu
4	149	1	1	-	-	-	-	241 Nowon-gu
2	157	1	2	-	-	-	-	228 Eunpyeong-gu
2	89	1	1	-	-	-	1	155 Seodaemun-gu
3	153	1	-	-	-	-	-	212 Mapo-gu
4	156	1	-	-	-	-	-	193 Yangcheon-gu
8	193	1	-	-	-	-	-	278 Gangseo-gu
1	112	1	1	-	-	-	-	194 Guro-gu
4	73	1	-	-	-	-	-	137 Geumcheon-gu
4	149	1	-	-	-	-	-	271 Yeongdeungpo-gu
1	134	1	-	-	-	-	-	191 Dongjak-gu
4	142	1	-	-	-	-	-	232 Gwanak-gu
6	254	1	2	-	-	-	-	291 Seocho-gu
9	374	1	-	-	-	-	-	522 Gangnam-gu
9	257	1	1	-	-	-	-	393 Songpa-gu
9	190	1	-	-	-	-	-	273 Gangdong-gu
<b>48</b>	<b>682</b>	<b>10</b>	<b>27</b>	<b>25</b>	-	<b>1</b>	<b>1,246</b>	<b>Incheon</b>
2	21	1	2	1	-	-	-	62 Jung-gu
-	20	1	-	-	-	-	-	36 Dong-gu
8	93	2	1	-	-	-	-	195 Michuhol-gu
6	84	1	1	-	-	-	-	128 Yeonsu-gu
10	150	1	-	-	-	-	-	234 Namdong-gu
7	122	1	1	-	-	-	1	243 Bupyeong-gu
6	72	1	1	-	-	-	-	123 Gyeyang-gu
9	103	1	-	-	-	-	-	197 Seo-gu
-	16	1	13	13	-	-	-	25 Ganghwa-gun
-	1	-	8	11	-	-	-	3 Ongjin-gun
<b>139</b>	<b>3,306</b>	<b>48</b>	<b>119</b>	<b>158</b>	<b>1</b>	<b>5</b>	<b>5,695</b>	<b>Gyeonggi</b>
1	78	1	-	-	-	-	-	113 Jangan-gu
3	84	1	-	-	-	-	-	141 Gwonseon-gu
6	102	1	-	-	-	-	-	152 Paldal-gu
2	106	1	-	-	-	-	-	150 Yongtong-gu
2	85	1	-	-	-	-	-	144 Sujeong-gu
2	69	1	-	-	-	-	-	101 Jungwon-gu
3	212	1	1	-	-	-	-	268 Bundang-gu
7	100	1	-	-	-	-	-	205 Uijeongbu-si
2	62	1	-	-	-	-	-	111 Manan-gu
6	123	1	-	-	-	-	2	165 Dongan-gu
13	219	3	-	-	-	-	1	388 Bucheon-si

Note : 1) As of the end of the year

2) Location of medical care institute

※ Source : Health Insurance Review & Assessment Service

제 1-3 표  
Table 1-3

시·군·구별  
Medical Care Institutions

구 분	계 Total	상급종합병원 Tertiary hospital	종합병원 General hospital	병원 Hospital	요양병원 Healthcare institute	정신병원 Psychiatric hospital	의원 Clinic	치과병원 Dental hospital	치과의원 Dental clinic
광 명 시	583	-	2	5	4	-	226	-	121
평택 시	888	-	4	12	10	-	300	-	177
동두천 시	134	-	-	1	8	1	42	-	27
안산시상록구	414	-	2	5	7	2	123	-	83
안산시단원구	654	1	2	13	10	1	234	4	118
고양시덕양구	776	-	1	9	8	3	288	2	137
고양시일산동구	528	-	4	9	16	3	179	2	100
고양시일산서구	525	-	1	5	5	-	191	2	97
과천 시	122	-	-	-	-	-	50	1	24
구리 시	447	-	1	8	4	1	160	-	100
남양주 시	1,073	-	2	16	16	4	373	-	220
오산 시	326	-	2	8	5	-	102	1	75
시흥 시	756	-	3	7	13	-	288	2	157
군포 시	434	-	2	3	5	1	142	2	97
의왕 시	212	-	-	1	3	2	69	1	51
하남 시	556	-	-	7	7	-	229	-	103
용인시처인구	347	-	2	5	6	1	102	1	80
용인시기흥구	647	-	2	6	11	2	228	1	144
용인시수지구	597	-	-	5	4	-	216	1	132
파주 시	647	-	2	13	20	1	208	3	135
이천 시	352	-	1	4	6	1	113	1	59
안성 시	298	-	2	2	7	1	84	1	58
김포 시	725	-	2	15	6	3	250	-	158
화성 시	1,242	-	3	16	11	3	442	1	256
광주 시	458	-	1	2	6	-	154	1	90
양주 시	324	-	-	6	13	1	105	-	61
포천 시	216	-	2	2	4	1	64	-	41
여주 시	193	-	-	2	5	2	51	-	34
연천 군	72	-	-	-	1	-	15	-	11
가평 군	116	-	-	2	5	1	25	-	21
양평 군	194	-	-	2	8	-	47	-	29
강원	2,657	2	14	36	31	9	796	3	430
춘천 시	512	-	2	3	8	5	177	-	90
원주 시	684	1	1	18	7	2	221	1	109
강릉 시	368	1	3	1	2	2	121	1	65
동해 시	141	-	2	1	3	-	49	-	26
태백 시	62	-	1	1	-	-	22	-	10
속초 시	169	-	2	-	2	-	65	1	34
삼척 시	92	-	1	1	1	-	24	-	13
홍천 군	121	-	1	2	2	-	30	-	18
횡성 군	68	-	-	1	1	-	12	-	8
영월 군	54	-	1	1	1	-	10	-	6
평창 군	79	-	-	-	2	-	14	-	12
정선 군	53	-	-	2	-	-	8	-	5
철원 군	68	-	-	1	1	-	16	-	8
화천 군	34	-	-	-	-	-	6	-	5
양구 군	33	-	-	3	-	-	5	-	5
인제 군	42	-	-	1	1	-	4	-	7
고성 군	40	-	-	-	-	-	6	-	5
양양 군	37	-	-	-	-	-	6	-	4

주: 1) 연도말 기준

2) 요양기관소재지 기준

※ 자료출처: 건강보험심사평가원

# 요양기관 현황 <계속> by District <Cont'd>

(단위 : 기관)  
Unit : Each

한방병원 Oriental health hospital	한의원 Oriental health clinic	보건소 Health center	보건지소 Health subcenter	보건진료소 Primary health carepost	보건의료원 Hospitalized healthcenter	조산원 Midwifery clinic	약국 Pharmacy	Division
1	92	1	-	-	-	-	131	Gwangmyeong-si
6	112	2	9	11	-	1	244	Pyeongtaek-si
-	17	1	-	-	-	-	37	Dongducheon-si
7	64	1	1	-	-	-	119	Sangnok-gu
10	85	1	2	2	-	-	171	Danwon-gu
4	123	1	-	-	-	-	200	Deogyang-gu
2	71	1	-	-	-	-	141	Ilсандong-gu
1	90	1	-	-	-	-	132	Ilсанseo-gu
-	17	1	-	-	-	-	29	Gwacheon-si
2	68	1	1	-	-	-	101	Guri-si
4	151	2	7	1	-	-	277	Namyangju-si
1	42	1	-	-	-	-	89	Osan-si
15	73	1	1	4	-	-	192	Siheung-si
-	71	1	1	-	-	-	109	Gunpo-si
-	31	1	1	-	-	1	51	Uiwang-si
3	82	1	1	-	-	-	123	Hanam-si
2	45	1	6	7	-	-	89	Cheoin-gu
4	90	1	-	2	-	-	156	Giheung-gu
2	98	1	-	-	-	-	138	Suji-gu
4	86	2	6	7	-	-	160	Paju-si
-	48	1	6	15	-	-	97	Icheon-si
-	34	1	9	15	-	-	84	Anseong-si
10	100	1	6	7	-	-	167	Gimpo-si
10	167	3	12	12	-	-	306	Hwaseong-si
1	69	1	3	11	-	-	119	Gwangju-si
1	37	1	2	3	-	-	94	Yangju-si
-	21	1	13	9	-	-	58	Pocheon-si
1	27	1	9	13	-	-	48	Yeoju-si
-	7	-	7	7	1	-	23	Yeoncheon-gun
-	15	1	5	15	-	-	26	Gapyeong-gun
1	33	1	10	17	-	-	46	Yangpyeong-gun
<b>6</b>	<b>379</b>	<b>16</b>	<b>97</b>	<b>129</b>	<b>2</b>	<b>-</b>	<b>707</b>	<b>Gangwon</b>
1	68	1	10	13	-	-	134	Chuncheon-si
4	113	1	9	8	-	-	189	Wonju-si
1	60	1	7	9	-	-	94	Gangneung-si
-	19	1	1	-	-	-	39	Donghae-si
-	7	1	1	1	-	-	18	Taebaek-si
-	23	1	-	-	-	-	41	Sokcho-si
-	11	1	8	6	-	-	26	Samcheok-si
-	13	1	8	18	-	-	28	Hongcheon-gun
-	12	1	8	8	-	-	17	Hoengseong-gun
-	5	1	7	5	-	-	17	Yeongwol-gun
-	9	-	6	15	1	-	20	Pyeongchang-gun
-	5	1	7	11	-	-	14	Jeongseon-gun
-	10	1	4	7	-	-	20	Cheorwon-gun
-	4	-	4	6	1	-	8	Hwacheon-gun
-	4	1	4	3	-	-	8	Yanggu-gun
-	6	1	5	5	-	-	12	Inje-gun
-	6	1	3	9	-	-	10	Goseong-gun
-	4	1	5	5	-	-	12	Yangyang-gun

Note : 1) As of the end of the year

2) Location of medical care institute

※ Source : Health Insurance Review & Assessment Service

제 1-4 표  
Table 1-4

시·군·구별  
Medical Personnel

구 분	계 Total	의사 Medical physicians					치 과 의 사 Dentist	소계 Subtotal
		소계 Subtotal	일반의 Gen. practitioners	인턴 Interns	레지던트 Residents	전문의 Specialists		
서 울	131,833	33,868	1,506	1,380	4,382	26,600	7,484	5,272
종 로 구	9,076	2,524	48	213	694	1,569	443	156
중 구	2,890	846	58	27	75	686	263	137
용 산 구	2,235	608	16	37	110	445	135	79
성 동 구	3,147	797	22	49	124	602	168	113
광 진 구	3,640	935	27	37	154	717	201	157
동 대 문 구	5,460	1,190	44	79	191	876	360	325
중 랑 구	3,631	740	21	21	57	641	210	152
성 북 구	4,226	996	35	38	154	769	213	164
강 북 구	2,018	453	19	-	12	422	177	124
도 봉 구	2,142	433	14	7	27	385	133	127
노 원 구	4,972	1,270	52	103	154	961	267	206
은 평 구	4,375	887	33	14	57	783	251	199
서 대 문 구	7,024	1,850	21	147	464	1,218	383	131
마 포 구	2,282	664	91	-	-	573	262	201
양 천 구	4,154	958	43	42	126	747	272	227
강 서 구	6,053	1,224	74	2	4	1,144	323	277
구 로 구	4,861	1,123	28	35	156	904	249	159
금 천 구	1,676	345	13	-	-	332	136	115
영 등 포 구	6,256	1,465	50	51	181	1,183	296	211
동 작 구	4,414	1,035	13	43	147	832	228	171
관 악 구	2,921	685	44	5	13	623	249	195
서 초 구	8,486	2,534	183	57	228	2,066	516	356
강 남 구	17,302	5,819	414	157	543	4,705	878	606
송 파 구	11,499	2,900	91	144	475	2,190	480	361
강 동 구	7,093	1,587	52	72	236	1,227	391	323
인 천	28,397	5,661	295	177	346	4,843	1,377	1,149
중 구	2,681	566	12	39	122	393	54	50
동 구	709	119	6	-	-	113	34	22
미 추 홀 구	3,470	659	30	-	5	624	166	151
연 수 구	2,097	521	36	-	-	485	165	130
남 동 구	6,359	1,267	79	84	114	990	282	258
부 평 구	4,871	1,001	47	27	73	854	266	173
계 양 구	3,165	498	16	7	1	474	132	143
서 구	4,578	921	42	19	31	829	242	180
강 화 군	372	73	15	-	-	58	23	34
웅 진 군	95	36	12	1	-	23	13	8
경 기	115,329	24,515	1,088	447	1,610	21,370	6,632	5,162
수원시장안구	1,516	329	11	-	-	318	143	98
수원시권선구	1,948	414	20	-	-	394	143	125
수원시팔달구	4,536	996	47	32	89	828	181	185
수원시영통구	5,525	1,191	47	58	166	920	219	155
성남시수정구	2,334	475	12	-	-	463	176	127
성남시중원구	1,046	248	19	-	-	229	110	95
성남시분당구	10,978	2,595	68	55	407	2,065	422	316
의 정 부 시	5,378	1,051	53	32	68	898	239	174
안양시만안구	1,691	346	18	5	6	317	115	83
안양시동안구	3,735	881	31	34	118	698	239	171
부 천 시	8,815	1,804	73	58	181	1,492	440	370

주 : 1) 연도말 기준

2) 요양기관소재지 기준

※ 자료출처 : 건강보험심사평가원

# 의료인력 현황 by District

(단위 : 명)  
Unit : Person

한의사 Oriental medical physicians				간호사 Nurse	약사 Pharmacists	한약사 Korean Medicine Pharmacists	물리치료사 physical- therapist	작업치료사 Occupational- therapist	사회복지사 social welfare	Division
일반의 Gen. practitioners	일반수련의 Interns	전문수련의 Residents	전문의 Specialists							
<b>4,238</b>	<b>67</b>	<b>130</b>	<b>837</b>	<b>63,480</b>	<b>9,790</b>	<b>334</b>	<b>9,723</b>	<b>1,272</b>	<b>610</b>	<b>Seoul</b>
134	-	-	22	5,052	519	18	276	58	30	Jongno-gu
107	3	3	24	1,100	272	6	253	1	12	Jung-gu
66	-	-	13	1,098	189	2	110	7	7	Yongsan-gu
91	-	-	22	1,571	254	6	211	17	10	Seongdong-gu
139	-	-	18	1,667	313	7	291	33	36	Gwangjin-gu
182	20	57	66	2,634	346	35	455	76	39	Dongdaemun-gu
142	-	-	10	1,706	298	3	421	60	41	Jungnang-gu
142	-	-	22	2,149	321	7	310	45	21	Seongbuk-gu
107	-	-	17	591	239	9	339	66	20	Gangbuk-gu
117	-	-	10	883	210	4	270	62	20	Dobong-gu
176	-	-	30	2,390	420	11	374	16	18	Nowon-gu
176	-	-	23	2,101	373	3	462	63	36	Eunpyeong-gu
98	3	8	22	4,001	386	5	213	32	23	Seodaemun-gu
166	-	-	35	470	291	20	323	42	9	Mapo-gu
173	5	5	44	1,868	337	12	391	71	18	Yangcheon-gu
241	-	-	36	3,035	464	13	602	93	22	Gangseo-gu
138	-	-	21	2,467	345	11	409	70	28	Guro-gu
107	-	-	8	559	190	7	277	30	17	Geumcheon-gu
181	-	-	30	3,094	471	13	555	109	42	Yeongdeungpo-gu
150	-	-	21	2,354	369	8	223	11	15	Dongjak-gu
173	-	-	22	996	330	14	396	48	8	Gwanak-gu
281	4	1	70	3,960	558	22	484	34	22	Seocho-gu
444	15	30	117	7,960	963	54	881	97	44	Gangnam-gu
284	8	2	67	6,190	794	20	657	63	34	Songpa-gu
223	9	24	67	3,584	538	24	540	68	38	Gangdong-gu
<b>997</b>	<b>6</b>	<b>-</b>	<b>146</b>	<b>14,194</b>	<b>2,088</b>	<b>73</b>	<b>2,961</b>	<b>604</b>	<b>290</b>	<b>Incheon</b>
35	1	-	14	1,769	144	2	79	7	10	Jung-gu
21	-	-	1	400	52	1	68	2	11	Dong-gu
139	-	-	12	1,585	303	12	460	90	44	Michuhol-gu
116	-	-	14	701	215	7	295	53	10	Yeosu-gu
218	5	-	35	3,279	400	13	657	146	57	Namdong-gu
155	-	-	18	2,381	377	17	509	98	49	Bupyeong-gu
131	-	-	12	1,570	205	9	414	158	36	Gyeyang-gu
148	-	-	32	2,324	352	11	431	50	67	Seo-gu
30	-	-	4	161	37	1	37	-	6	Ganghwa-gun
4	-	-	4	24	3	-	11	-	-	Ongjin-gun
<b>4,320</b>	<b>42</b>	<b>63</b>	<b>737</b>	<b>54,316</b>	<b>9,827</b>	<b>307</b>	<b>11,422</b>	<b>2,163</b>	<b>985</b>	<b>Gyeonggi</b>
87	-	-	11	578	167	6	160	13	22	Jangan-gu
109	-	-	16	746	205	8	244	49	14	Gwonseon-gu
126	6	11	42	2,457	294	15	331	56	21	Paldal-gu
126	-	-	29	3,073	335	10	404	110	28	Yongtong-gu
102	-	-	25	977	233	7	252	57	30	Sujeong-gu
84	1	-	10	279	154	-	148	8	4	Jungwon-gu
215	6	19	76	6,041	642	11	728	182	41	Bundang-gu
148	2	-	24	2,850	383	8	466	154	53	Uijeongbu-si
70	-	-	13	745	167	10	170	41	14	Manan-gu
141	-	-	30	1,680	294	13	361	79	17	Dongan-gu
303	5	17	45	4,476	689	20	781	149	86	Bucheon-si

Note : 1) As of the end of the year  
 2) Location of medical care institute  
 ※ Source : Health Insurance Review & Assessment Service

제 1-4 표  
Table 1-4

시·군·구별  
Medical Personnel

구 분	계 Total	의사 Medical physicians					치 과 의 사 Dentist	소계 Subtotal
		소계 Subtotal	일반의 Gen. practitioners	인턴 Interns	레지던트 Residents	전문의 Specialists		
광 명 시	2,985	664	25	5	23	611	167	129
평택 시	3,524	762	34	-	-	728	264	187
동두천 시	529	112	5	-	-	107	38	35
안산시상록구	1,926	302	15	-	-	287	106	102
안산시단원구	4,765	965	43	27	108	787	180	163
고양시덕양구	3,374	782	22	22	55	683	194	170
고양시일산동구	6,680	1,232	55	32	117	1,028	177	151
고양시일산서구	2,692	590	12	24	92	462	142	117
과천시	211	66	7	-	-	59	29	18
구리시	2,422	536	20	15	65	436	128	89
남양주시	3,523	827	44	-	-	783	286	215
오산시	1,481	275	8	4	2	261	99	76
시흥시	3,443	662	36	-	-	626	208	144
군포시	1,814	416	13	10	16	377	143	97
의왕시	609	130	6	-	4	120	62	37
하남시	1,700	407	22	-	-	385	144	131
용인시처인구	1,655	283	19	-	-	264	109	73
용인시기흥구	3,722	810	43	-	15	752	179	135
용인시수지구	1,669	351	15	-	-	336	192	123
파주시	2,728	532	46	-	-	486	191	140
이천시	1,106	262	24	-	-	238	93	75
안성시	1,088	216	15	-	-	201	82	58
김포시	3,195	639	26	3	9	601	215	174
화성시	5,254	1,239	60	30	67	1,082	358	271
광주시	1,723	322	19	-	-	303	145	103
양주시	1,303	264	8	-	-	256	96	75
포천시	823	194	5	1	-	188	60	27
여주시	628	132	14	-	-	118	37	59
연천군	168	42	8	-	-	34	19	11
가평군	344	59	8	-	-	51	25	28
양평군	743	112	12	-	2	98	37	50
<b>강원</b>	<b>13,987</b>	<b>2,776</b>	<b>196</b>	<b>80</b>	<b>258</b>	<b>2,242</b>	<b>749</b>	<b>573</b>
춘천시	3,417	780	25	38	115	602	132	99
원주시	4,304	841	43	42	108	648	186	171
강릉시	2,681	476	15	-	35	426	189	83
동해시	664	109	9	-	-	100	32	23
태백시	332	52	8	-	-	44	12	10
속초시	586	116	7	-	-	109	44	27
삼척시	362	68	12	-	-	56	24	16
홍천군	392	94	12	-	-	82	27	18
횡성군	153	30	7	-	-	23	13	20
영월군	230	41	6	-	-	35	14	11
평창군	139	32	7	-	-	25	16	15
정선군	180	29	13	-	-	16	8	12
철원군	158	33	6	-	-	27	14	15
화천군	75	19	2	-	-	17	8	11
양구군	85	18	7	-	-	11	8	10
인제군	80	16	7	-	-	9	9	12
고성군	69	10	4	-	-	6	7	10
양양군	80	12	6	-	-	6	6	10

주 : 1) 연도말 기준

2) 요양기관소재지 기준

※ 자료출처 : 건강보험심사평가원

# 의료인력 현황 <계속> by District <Cont'd>

(단위 : 명)  
Unit : Person

한의사 Oriental medical physicians				간호사 Nurse	약사 Pharmacists	한약사 Korean Medicine Pharmacists	물리치료사 physical- therapist	작업치료사 Occupational- therapist	사회복지사 social welfare	Division
일반의 Gen. practitioners	일반수련의 Interns	전문수련의 Residents	전문의 Specialists							
116	-	-	13	1,453	234	9	290	28	11	Gwangmyeong-si
152	4	5	26	1,415	403	10	425	37	21	Pyeongtaek-si
31	-	-	4	187	62	-	67	16	12	Dongducheon-si
96	-	-	6	946	173	14	208	48	27	Sangnok-gu
131	4	-	28	2,563	299	17	445	95	38	Danwon-gu
151	-	-	19	1,418	327	12	386	60	25	Deogyang-gu
95	8	11	37	4,212	324	10	385	123	66	Ilsandong-gu
104	-	-	13	1,291	207	6	264	55	20	Ilsanseo-gu
17	-	-	1	19	39	-	40	-	-	Gwacheon-si
80	-	-	9	1,138	186	2	259	67	17	Guri-si
191	2	-	22	1,216	421	10	476	38	34	Namyangju-si
64	-	-	12	631	148	1	183	58	10	Osan-si
128	-	-	16	1,516	332	17	467	65	32	Siheung-si
89	-	-	8	784	166	6	173	16	13	Gunpo-si
33	1	-	3	222	78	-	51	-	29	Uiwang-si
103	-	-	28	439	174	7	313	72	13	Hanam-si
64	-	-	9	836	156	3	159	15	21	Cheoin-gu
115	-	-	20	1,907	285	10	276	74	46	Giheung-gu
103	-	-	20	476	193	8	241	72	13	Suji-gu
126	-	-	14	1,096	284	9	374	65	37	Paju-si
71	-	-	4	380	157	1	115	6	17	Icheon-si
56	-	-	2	468	122	4	109	10	19	Anseong-si
155	-	-	19	1,395	306	13	367	58	28	Gimpo-si
211	3	-	57	2,233	537	20	532	28	36	Hwaseong-si
95	-	-	8	602	194	4	266	73	14	Gwangju-si
62	-	-	13	506	148	1	165	24	24	Yangju-si
27	-	-	-	352	88	2	81	7	12	Pocheon-si
58	-	-	1	224	78	-	79	10	9	Yeoju-si
11	-	-	-	50	26	1	18	-	1	Yeoncheon-gun
26	-	-	2	155	41	-	34	-	2	Gapyeong-gun
48	-	-	2	284	76	2	129	45	8	Yangpyeong-gun
<b>497</b>	<b>4</b>	<b>5</b>	<b>67</b>	<b>7,434</b>	<b>1,066</b>	<b>20</b>	<b>1,088</b>	<b>171</b>	<b>110</b>	<b>Gangwon</b>
90	-	-	9	1,832	228	2	262	50	32	Chuncheon-si
126	2	5	38	2,319	289	12	365	87	34	Wonju-si
77	-	-	6	1,599	174	3	126	16	15	Gangneung-si
23	-	-	-	354	58	-	70	12	6	Donghae-si
8	1	-	1	201	27	-	25	2	3	Taebaek-si
26	-	-	1	277	56	2	54	2	8	Sokcho-si
15	-	-	1	181	34	-	36	1	2	Samcheok-si
17	-	-	1	173	39	1	37	-	3	Hongcheon-gun
16	-	-	4	43	20	-	26	1	-	Hoengseong-gun
11	-	-	-	123	22	-	16	-	3	Yeongwol-gun
14	-	-	1	45	23	-	8	-	-	Pyeongchang-gun
11	-	-	1	102	16	-	11	-	2	Jeongseon-gun
13	-	-	2	55	25	-	14	-	2	Cheorwon-gun
11	-	-	-	25	8	-	4	-	-	Hwacheon-gun
9	-	-	1	34	8	-	7	-	-	Yanggu-gun
12	-	-	-	18	14	-	11	-	-	Inje-gun
9	-	-	1	22	11	-	9	-	-	Goseong-gun
9	1	-	-	31	14	-	7	-	-	Yangyang-gun

Note : 1) As of the end of the year

2) Location of medical care institute

※ Source : Health Insurance Review & Assessment Service

제 1-5 표  
Table 1-5

시·군·구별  
Major Medical

구 분	계 Total		일반입원실 Inpatient room								정신과개방 Psychiatric opened	
			소계 Subtotal		상급 Hospital bed less than 6 beds		일반 General		외국인 Foreigner			
	병실 Ward	병상 Bed	병실 Ward	병상 Bed	병실 Ward	병상 Bed	병실 Ward	병상 Bed	병실 Ward	병상 Bed	병실 Ward	병상 Bed
서울	27,556	90,338	25,649	82,322	7,422	9,199	18,213	73,023	14	100	194	713
종로구	1,135	3,741	1,058	3,364	265	306	793	3,058	-	-	10	22
중구	319	992	297	900	99	120	198	780	-	-	-	-
용산구	234	863	216	796	73	84	143	712	-	-	-	-
성동구	511	1,830	465	1,611	101	122	364	1,489	-	-	5	17
광진구	781	2,580	648	2,136	188	242	460	1,894	-	-	12	41
동대문구	1,428	5,349	1,211	4,389	278	354	933	4,035	-	-	58	241
중랑구	932	3,349	824	2,922	172	216	652	2,706	-	-	6	19
성북구	988	3,604	960	3,442	233	296	727	3,146	-	-	-	-
강북구	665	2,310	660	2,282	178	212	482	2,070	-	-	-	-
도봉구	653	2,564	552	2,100	112	149	440	1,951	-	-	25	102
노원구	973	3,461	868	2,913	224	310	644	2,603	-	-	5	21
은평구	961	3,546	829	3,006	191	240	638	2,766	-	-	4	20
서대문구	1,335	4,114	1,234	3,707	416	479	818	3,228	-	-	12	27
마포구	341	1,032	341	1,032	99	109	242	923	-	-	-	-
양천구	843	2,888	798	2,767	201	252	597	2,515	-	-	-	-
강서구	1,821	5,152	1,679	4,868	437	559	1,242	4,309	-	-	13	35
구로구	1,318	4,776	1,246	4,434	311	404	935	4,030	-	-	7	26
금천구	567	2,125	518	1,878	81	126	437	1,752	-	-	5	22
영등포구	1,434	5,520	1,346	5,085	334	450	1,012	4,635	-	-	4	18
동작구	702	2,483	639	2,239	167	233	472	2,006	-	-	4	20
관악구	727	2,280	719	2,248	202	265	517	1,983	-	-	-	-
서초구	1,380	3,834	1,323	3,585	546	660	777	2,925	-	-	-	-
강남구	3,337	8,559	3,240	8,139	1,377	1,636	1,863	6,503	-	-	6	12
송파구	2,438	7,179	2,316	6,616	771	896	1,531	5,620	14	100	12	44
강동구	1,733	6,207	1,662	5,863	366	479	1,296	5,384	-	-	6	26
인천	9,390	35,717	8,328	30,893	1,689	2,145	6,639	28,748	-	-	136	625
중구	516	2,143	487	1,967	72	88	415	1,879	-	-	1	5
동구	190	683	157	549	29	44	128	505	-	-	-	-
미추홀구	1,660	6,431	1,505	5,662	313	374	1,192	5,288	-	-	22	110
연수구	680	2,053	668	1,994	214	242	454	1,752	-	-	-	-
남동구	1,965	7,816	1,743	6,782	273	339	1,470	6,443	-	-	39	196
부평구	1,096	4,271	976	3,770	165	225	811	3,545	-	-	11	50
계양구	1,146	4,341	913	3,400	130	174	783	3,226	-	-	23	98
서구	1,850	6,833	1,650	5,883	435	555	1,215	5,328	-	-	21	84
강화군	270	1,060	212	800	58	104	154	696	-	-	19	82
옹진군	17	86	17	86	-	-	17	86	-	-	-	-
경기	38,577	140,056	35,050	124,101	8,883	11,643	26,167	112,458	-	-	347	1,542
수원시장안구	599	2,339	515	1,964	126	157	389	1,807	-	-	-	-
수원시권선구	723	2,525	679	2,253	186	253	493	2,000	-	-	2	8
수원시팔달구	1,206	4,105	1,116	3,680	262	332	854	3,348	-	-	8	29
수원시영통구	989	3,819	932	3,578	224	264	708	3,314	-	-	-	-
성남시수정구	876	3,142	778	2,687	216	278	562	2,409	-	-	4	18
성남시중원구	349	1,230	342	1,217	67	98	275	1,119	-	-	-	-
성남시분당구	1,823	6,221	1,721	5,785	593	710	1,128	5,075	-	-	16	46
의정부시	1,574	6,096	1,328	4,935	255	308	1,073	4,627	-	-	35	147
안양시만안구	512	2,005	506	1,972	103	149	403	1,823	-	-	-	-
안양시동안구	693	2,530	660	2,358	149	185	511	2,173	-	-	2	7
부천시	2,865	11,015	2,621	9,824	542	719	2,079	9,105	-	-	28	120

주: 1) 연도말 기준

2) 요양기관소재지 기준

※ 자료출처: 건강보험심사평가원



## 주요시설 현황

### Facilities by District

(단위 : 병실, 병상)  
Unit : Ward, Bed

정신과폐쇄 Psychiatric closed		중환자실 Intensive Care Unit								격리병실 Isolation room		무균치료실 Aseptic room		Division
		소계 Subtotal		성인소아 Adult or pediatric		신생아 Neonatal								
병실 Ward	병상 Bed	병실 Ward	병상 Bed	병실 Ward	병상 Bed	병실 Ward	병상 Bed	병실 Ward	병상 Bed	병실 Ward	병상 Bed	병실 Ward	병상 Bed	
697	2,954	278	2,786	230	2,202	48	584	593	1,325	145	238	Seoul		
23	59	14	249	12	195	2	54	17	25	13	22	Jongno-gu		
-	-	6	55	6	55	-	-	16	37	-	-	Jung-gu		
6	21	2	36	1	28	1	8	4	4	6	6	Yongsan-gu		
4	16	6	82	5	62	1	20	27	94	4	10	Seongdong-gu		
78	252	5	91	4	75	1	16	35	53	3	7	Gwangjin-gu		
117	539	9	118	7	98	2	20	31	60	2	2	Dongdaemun-gu		
70	320	12	67	11	64	1	3	20	21	-	-	Jungnang-gu		
8	34	5	93	4	73	1	20	8	16	7	19	Seongbuk-gu		
-	-	2	24	2	24	-	-	3	4	-	-	Gangbuk-gu		
66	327	2	27	1	24	1	3	8	8	-	-	Dobong-gu		
21	75	7	113	5	94	2	19	70	337	2	2	Nowon-gu		
33	173	7	84	6	67	1	17	80	249	8	14	Eunpyeong-gu		
21	71	12	238	11	186	1	52	40	51	16	20	Seodaemun-gu		
-	-	-	-	-	-	-	-	-	-	-	-	Mapo-gu		
2	10	27	95	16	84	11	11	13	13	3	3	Yangcheon-gu		
34	128	84	110	78	91	6	19	7	7	4	4	Gangseo-gu		
39	171	7	111	6	91	1	20	8	8	11	26	Guro-gu		
40	194	2	27	2	27	-	-	2	4	-	-	Geumcheon-gu		
48	211	12	156	8	127	4	29	16	42	8	8	Yeongdeungpo-gu		
9	40	8	123	6	92	2	31	40	59	2	2	Dongjak-gu		
-	-	2	26	2	26	-	-	6	6	-	-	Gwanak-gu		
11	35	8	139	6	89	2	50	16	28	22	47	Seocho-gu		
5	17	16	289	12	179	4	110	53	77	17	25	Gangnam-gu		
50	201	14	268	12	206	2	62	31	31	15	19	Songpa-gu		
12	60	9	165	7	145	2	20	42	91	2	2	Gangdong-gu		
680	3,154	51	622	46	547	5	75	178	406	17	17	Incheon		
5	15	6	114	5	88	1	26	15	40	2	2	Jung-gu		
6	36	2	29	2	29	-	-	25	69	-	-	Dong-gu		
124	603	4	44	3	37	1	7	5	12	-	-	Michuhol-gu		
-	-	2	24	2	24	-	-	10	35	-	-	Yeonsu-gu		
113	550	12	156	11	126	1	30	43	117	15	15	Namdong-gu		
66	273	7	105	6	94	1	11	36	73	-	-	Bupyeong-gu		
177	770	2	38	2	38	-	-	31	35	-	-	Gyeyang-gu		
152	749	14	92	14	92	-	-	13	25	-	-	Seo-gu		
37	158	2	20	1	19	1	1	-	-	-	-	Ganghwa-gun		
-	-	-	-	-	-	-	-	-	-	-	-	Ongjin-gun		
2,376	10,880	267	2,406	232	2,048	35	358	497	1,059	40	68	Gyeonggi		
60	304	1	9	1	9	-	-	23	62	-	-	Jangan-gu		
38	243	1	18	1	18	-	-	3	3	-	-	Gwonseon-gu		
41	227	23	133	21	115	2	18	15	32	3	4	Paldal-gu		
5	20	12	160	10	124	2	36	38	59	2	2	Yongtong-gu		
78	368	2	40	2	40	-	-	14	29	-	-	Sujeong-gu		
-	-	-	-	-	-	-	-	7	13	-	-	Jungwon-gu		
16	52	28	278	21	200	7	78	30	35	12	25	Bundang-gu		
182	810	12	180	10	161	2	19	13	20	4	4	Uijeongbu-si		
-	-	3	28	3	28	-	-	3	5	-	-	Manan-gu		
16	71	5	81	4	69	1	12	8	11	2	2	Dongan-gu		
174	806	15	225	13	191	2	34	22	31	5	9	Bucheon-si		

Note : 1) As of the end of the year

2) Location of medical care institute

※ Source : Health Insurance Review & Assessment Service

제 1-5 표  
Table 1-5

시·군·구별  
Major Medical

구 분	계 Total		일반입원실 Inpatient room								정신과개방 Psychiatric opened	
			소계 Subtotal		상급 Hospital bed less than 6 beds		일반 General		외국인 Foreigner			
	병실Ward	병상Bed	병실Ward	병상Bed	병실Ward	병상Bed	병실Ward	병상Bed	병실Ward	병상Bed	병실Ward	병상Bed
광 명 시	780	2,514	722	2,407	212	249	510	2,158	-	-	-	-
평택 시	1,438	4,805	1,393	4,529	439	558	954	3,971	-	-	-	-
동두천 시	454	2,070	389	1,777	84	140	305	1,637	-	-	8	37
안산시상록구	886	3,367	781	2,947	105	165	676	2,782	-	-	17	92
안산시단원구	1,659	6,323	1,542	5,817	320	444	1,222	5,373	-	-	12	51
고양시덕양구	1,049	4,109	914	3,414	238	305	676	3,109	-	-	13	58
고양시일산동구	1,839	6,451	1,653	5,549	487	593	1,166	4,956	-	-	33	156
고양시일산서구	658	2,592	615	2,356	98	116	517	2,240	-	-	3	15
과천시	-	-	-	-	-	-	-	-	-	-	-	-
구리시	708	2,711	652	2,480	116	139	536	2,341	-	-	-	-
남양주시	1,667	6,180	1,549	5,566	382	476	1,167	5,090	-	-	16	81
오산시	638	2,277	608	2,119	168	203	440	1,916	-	-	2	12
시흥시	1,426	5,122	1,396	4,966	269	364	1,127	4,602	-	-	2	10
군포시	543	1,986	510	1,847	123	159	387	1,688	-	-	-	-
의왕시	447	1,865	173	799	21	35	152	764	-	-	36	138
하남시	663	2,186	663	2,186	169	220	494	1,966	-	-	-	-
용인시처인구	653	2,420	570	2,025	105	180	465	1,845	-	-	14	67
용인시기흥구	1,394	5,085	1,115	4,088	273	397	842	3,691	-	-	25	106
용인시수지구	557	1,834	555	1,832	209	322	346	1,510	-	-	-	-
파주시	1,635	5,710	1,551	5,382	439	633	1,112	4,749	-	-	14	52
이천시	499	1,901	444	1,647	126	172	318	1,475	-	-	8	24
안성시	441	1,866	367	1,524	82	127	285	1,397	-	-	8	40
김포시	1,387	4,584	1,183	3,706	358	382	825	3,324	-	-	11	62
화성시	1,775	5,952	1,619	5,189	462	541	1,157	4,648	-	-	7	37
광주시	626	1,991	623	1,969	214	302	409	1,667	-	-	-	-
양주시	824	3,173	750	2,835	159	238	591	2,597	-	-	6	27
포천시	373	1,429	313	1,120	83	134	230	986	-	-	5	30
여주시	424	1,921	331	1,389	70	93	261	1,296	-	-	12	72
연천군	101	328	100	323	48	86	52	237	-	-	-	-
가평군	348	880	297	665	154	209	143	456	-	-	-	-
양평군	476	1,397	474	1,395	147	208	327	1,187	-	-	-	-
강원 원	4,709	16,534	4,134	13,935	1,017	1,304	3,117	12,631	-	-	93	384
춘천시	994	3,871	760	2,821	206	253	554	2,568	-	-	56	257
원주시	1,681	5,396	1,548	4,811	346	447	1,202	4,364	-	-	12	47
강릉시	690	2,376	566	1,737	170	186	396	1,551	-	-	18	58
동해시	305	1,268	265	1,110	66	96	199	1,014	-	-	4	14
태백시	116	371	115	361	15	15	100	346	-	-	-	-
속초시	213	827	192	726	33	46	159	680	-	-	3	8
삼척시	126	420	121	410	45	67	76	343	-	-	-	-
홍천군	159	527	149	506	52	72	97	434	-	-	-	-
횡성군	73	200	72	199	20	30	52	169	-	-	-	-
영월군	84	308	81	295	6	6	75	289	-	-	-	-
평창군	58	144	58	144	13	19	45	125	-	-	-	-
정선군	59	195	57	189	9	9	48	180	-	-	-	-
철원군	72	306	72	306	16	30	56	276	-	-	-	-
화천군	12	42	12	42	5	7	7	35	-	-	-	-
양구군	37	159	36	154	6	6	30	148	-	-	-	-
인제군	30	124	30	124	9	15	21	109	-	-	-	-
고성군	-	-	-	-	-	-	-	-	-	-	-	-
양양군	-	-	-	-	-	-	-	-	-	-	-	-

주 : 1) 연도말 기준

2) 요양기관소재지 기준

※ 자료출처 : 건강보험심사평가원

# 주요시설 현황 <계속> Facilities by District <Cont'd>

(단위 : 병실, 병상)  
Unit : Ward, Bed

정신과폐쇄 Psychiatric closed		중환자실 Intensive Care Unit						격리병실 Isolation room		무균치료실 Aseptic room		Division
		소계 Subtotal		성인소아 Adult or pediatric		신생아 Neonatal						
병실Ward	병상Bed	병실Ward	병상Bed	병실Ward	병상Bed	병실Ward	병상Bed	병실Ward	병상Bed	병실Ward	병상Bed	
20	46	35	58	31	42	4	16	3	3	-	-	Gwangmyeong-si
35	187	4	67	4	67	-	-	6	22	-	-	Pyeongtaek-si
57	256	-	-	-	-	-	-	-	-	-	-	Dongducheon-si
58	268	4	34	4	34	-	-	26	26	-	-	Sangnok-gu
77	309	6	120	5	95	1	25	18	18	4	8	Danwon-gu
110	560	5	61	4	58	1	3	7	16	-	-	Deogyang-gu
114	518	15	185	9	124	6	61	16	29	8	14	Ilсандong-gu
27	114	3	75	2	62	1	13	10	32	-	-	Ilsanseo-gu
-	-	-	-	-	-	-	-	-	-	-	-	Gwacheon-si
50	187	3	41	2	31	1	10	3	3	-	-	Guri-si
83	419	8	94	8	94	-	-	11	20	-	-	Namyangju-si
20	108	3	32	3	32	-	-	5	6	-	-	Osan-si
13	50	4	60	4	60	-	-	11	36	-	-	Siheung-si
20	76	4	29	4	29	-	-	9	34	-	-	Gunpo-si
238	928	-	-	-	-	-	-	-	-	-	-	Uiwang-si
-	-	-	-	-	-	-	-	-	-	-	-	Hanam-si
44	225	3	41	3	41	-	-	22	62	-	-	Cheoin-gu
206	782	35	82	32	68	3	14	13	27	-	-	Giheung-gu
-	-	-	-	-	-	-	-	2	2	-	-	Suji-gu
40	188	2	19	2	19	-	-	28	69	-	-	Paju-si
40	214	1	10	1	10	-	-	6	6	-	-	Icheon-si
56	259	2	35	2	35	-	-	8	8	-	-	Anseong-si
130	584	14	52	14	52	-	-	49	180	-	-	Gimpo-si
106	534	9	110	7	91	2	19	34	82	-	-	Hwaseong-si
-	-	2	20	2	20	-	-	1	2	-	-	Gwangju-si
57	274	1	9	1	9	-	-	10	28	-	-	Yangju-si
37	222	2	20	2	20	-	-	16	37	-	-	Pocheon-si
79	458	-	-	-	-	-	-	2	2	-	-	Yeoju-si
-	-	-	-	-	-	-	-	1	5	-	-	Yeoncheon-gun
49	213	-	-	-	-	-	-	2	2	-	-	Gapyeong-gun
-	-	-	-	-	-	-	-	2	2	-	-	Yangpyeong-gun
335	1,583	53	423	47	376	6	47	91	205	3	4	Gangwon
138	645	22	108	19	93	3	15	18	40	-	-	Chuncheon-si
73	327	14	119	12	100	2	19	31	88	3	4	Wonju-si
80	431	7	109	6	96	1	13	19	41	-	-	Gangneung-si
30	110	3	28	3	28	-	-	3	6	-	-	Donghae-si
-	-	1	10	1	10	-	-	-	-	-	-	Taebaek-si
14	70	2	21	2	21	-	-	2	2	-	-	Sokcho-si
-	-	1	6	1	6	-	-	4	4	-	-	Samcheok-si
-	-	1	7	1	7	-	-	9	14	-	-	Hongcheon-gun
-	-	-	-	-	-	-	-	1	1	-	-	Hoengseong-gun
-	-	1	11	1	11	-	-	2	2	-	-	Yeongwol-gun
-	-	-	-	-	-	-	-	-	-	-	-	Pyeongchang-gun
-	-	1	4	1	4	-	-	1	2	-	-	Jeongseon-gun
-	-	-	-	-	-	-	-	-	-	-	-	Cheorwon-gun
-	-	-	-	-	-	-	-	-	-	-	-	Hwacheon-gun
-	-	-	-	-	-	-	-	1	5	-	-	Yanggu-gun
-	-	-	-	-	-	-	-	-	-	-	-	Inje-gun
-	-	-	-	-	-	-	-	-	-	-	-	Goseong-gun
-	-	-	-	-	-	-	-	-	-	-	-	Yangyang-gun

Note : 1) As of the end of the year  
2) Location of medical care institute  
※ Source : Health Insurance Review & Assessment Service

제 1-6 표  
Table 1-6

시·군·구별  
Major Medical

구 분	계 Total	자기공명영상기 Magnetic resonance imaging	전산화단층촬영장치 Computed Tomography	유 방 촬영용장치 Mammography	양전자 방사 단층촬영 PET
서 울	12,741	478	476	866	61
종 로 구	678	30	30	26	5
중 구	400	15	17	26	5
용 산 구	212	3	6	17	1
성 등 구	282	5	8	21	1
광 진 구	378	14	12	33	1
동 대 문 구	460	17	19	27	2
중 랑 구	400	16	17	31	1
성 북 구	384	13	14	28	1
강 북 구	320	6	11	29	-
도 봉 구	218	6	8	20	-
노 원 구	527	16	20	46	6
은 평 구	470	11	12	43	1
서 대 문 구	380	18	20	13	6
마 포 구	352	8	7	27	-
양 천 구	404	13	12	30	1
강 서 구	680	30	30	50	2
구 로 구	477	16	18	29	1
금 천 구	217	8	8	18	-
영 등 포 구	657	29	28	52	3
동 작 구	455	11	12	27	2
관 악 구	369	11	9	29	-
서 초 구	776	34	25	47	4
강 남 구	1,683	83	72	98	9
송 파 구	973	45	41	56	5
강 등 구	589	20	20	43	4
인 천	2,778	99	117	243	6
중 구	164	6	9	9	1
동 구	67	4	3	5	-
미 추 홀 구	388	18	16	36	-
연 수 구	287	9	12	31	-
남 등 구	609	22	18	48	2
부 평 구	448	16	15	40	1
계 양 구	278	8	13	23	1
서 구	494	15	25	48	1
강 화 군	35	1	3	2	-
웅 진 군	8	-	3	1	-
경 기	11,573	446	491	973	31
수원시장안구	184	7	6	20	-
수원시권선구	282	12	12	30	1
수원시팔달구	437	21	20	25	1
수원시영통구	413	13	19	30	2
성남시수정구	294	10	8	26	-
성남시중원구	145	6	4	10	-
성남시분당구	883	47	46	50	6
의 정 부 시	501	19	24	41	2
안양시만안구	203	8	8	17	1
안양시동안구	407	13	14	31	1
부 천 시	816	35	36	68	2

주 : 1) 연도말 기준

2) 요양기관소재지 기준

※ 자료출처 : 건강보험심사평가원

## 주요 의료장비 현황

### Equipments by District

(단위 : 대)  
Unit : Each

체외충격파쇄석기 Extracorporeal shockwavelithotripsy	초음파 영상진단기 Ultrasonic imaging	혈관조영장치 Angiography apparatus (Single)	혈관조영장치 Angiography apparatus (Bi-plane)	Division
<b>195</b>	<b>10,367</b>	<b>221</b>	<b>77</b>	<b>Seoul</b>
11	549	21	6	Jongno-gu
7	324	3	3	Jung-gu
3	176	5	1	Yongsan-gu
3	235	7	2	Seongdong-gu
6	305	5	2	Gwangjin-gu
10	371	10	4	Dongdaemun-gu
7	320	6	2	Jungnang-gu
4	313	9	2	Seongbuk-gu
7	266	1	-	Gangbuk-gu
2	179	2	1	Dobong-gu
9	421	6	3	Nowon-gu
9	386	5	3	Eunpyeong-gu
7	290	20	6	Seodaemun-gu
7	303	-	-	Mapo-gu
6	330	7	5	Yangcheon-gu
11	545	7	5	Gangseo-gu
7	395	8	3	Guro-gu
4	177	1	1	Geumcheon-gu
13	517	10	5	Yeongdeungpo-gu
3	388	9	3	Dongjak-gu
9	307	3	1	Gwanak-gu
10	643	10	3	Seocho-gu
20	1,368	26	7	Gangnam-gu
8	789	26	3	Songpa-gu
12	470	14	6	Gangdong-gu
<b>49</b>	<b>2,219</b>	<b>28</b>	<b>17</b>	<b>Incheon</b>
3	130	4	2	Jung-gu
1	54	-	-	Dong-gu
5	308	3	2	Michuhol-gu
6	228	-	1	Yeonsu-gu
9	496	12	2	Namdong-gu
9	360	4	3	Bupyeong-gu
4	224	2	3	Gyeyang-gu
11	387	3	4	Seo-gu
1	28	-	-	Ganghwa-gun
-	4	-	-	Ongjin-gun
<b>211</b>	<b>9,253</b>	<b>100</b>	<b>68</b>	<b>Gyeonggi</b>
2	149	-	-	Jangan-gu
4	221	1	1	Gwonseon-gu
9	351	8	2	Paldal-gu
6	334	7	2	Yongtong-gu
6	241	1	2	Sujeong-gu
3	122	-	-	Jungwon-gu
14	697	12	11	Bundang-gu
14	391	5	5	Uijeongbu-si
4	163	1	1	Manan-gu
7	332	6	3	Dongan-gu
11	650	9	5	Bucheon-si

Note : 1) As of the end of the year

2) Location of medical care institute

※ Source : Health Insurance Review & Assessment Service

제 1-6 표  
Table 1-6

시·군·구별  
Major Medical

구 분	계 Total	자기공명영상기 Magnetic resonance imaging	전산화단층촬영장치 Computed Tomography	유 방 촬영용장치 Mammography	양전자 방사 단층촬영 PET
광 명 시	324	12	10	28	1
평택 시	453	22	23	43	1
동두천 시	58	1	1	8	-
안산시상록구	168	7	8	14	-
안산시단원구	427	21	20	25	1
고양시덕양구	352	13	15	36	1
고양시일산동구	513	19	27	24	5
고양시일산서구	252	5	8	25	1
과천 시	33	-	-	5	-
구리 시	233	9	11	18	1
남양주 시	507	16	17	63	-
오산 시	137	9	7	11	-
시흥 시	338	14	15	29	-
군포 시	195	3	9	15	1
의왕 시	65	1	2	5	-
하남 시	220	6	8	29	-
용인시처인구	141	7	9	11	-
용인시기흥구	268	10	10	23	2
용인시수지구	193	4	3	20	-
파주 시	297	11	12	25	-
이천 시	171	4	7	17	-
안성 시	111	5	5	11	-
김포 시	349	13	15	27	-
화성 시	607	23	25	56	1
광주 시	176	5	6	14	-
양주 시	149	4	6	19	-
포천 시	91	5	4	9	-
여주 시	59	3	4	5	-
연천 군	22	-	1	2	-
가평 군	40	1	2	3	-
양평 군	59	2	4	5	-
<b>강원</b>	<b>1,336</b>	<b>46</b>	<b>81</b>	<b>85</b>	<b>4</b>
춘천 시	319	10	17	17	2
원주 시	408	16	23	25	1
강릉 시	242	7	14	19	1
동해 시	65	3	4	4	-
태백 시	26	1	3	3	-
속초 시	82	1	4	4	-
삼척 시	37	2	2	2	-
홍천 군	34	3	5	3	-
횡성 군	21	1	1	2	-
영월 군	26	1	2	2	-
평창 군	11	-	1	1	-
정선 군	14	-	2	2	-
철원 군	17	1	1	1	-
화천 군	9	-	-	-	-
양구 군	9	-	1	-	-
인제 군	6	-	1	-	-
고성 군	8	-	-	-	-
양양 군	2	-	-	-	-

주 : 1) 연도말 기준

2) 요양기관소재지 기준

※ 자료출처 : 건강보험심사평가원

## 주요 의료장비 현황 <계속> Equipments by District <Cont'd>

(단위 : 대)  
Unit : Each

체외충격파쇄석기 Extracorporeal shockwavelithotripsy	초음파 영상진단기 Ultrasonic imaging	혈관조영장치 Angiography apparatus (Single)	혈관조영장치 Angiography apparatus (Bi-plane)	Division
7	259	3	4	Gwangmyeong-si
13	344	4	3	Pyeongtaek-si
1	47	-	-	Dongducheon-si
2	137	-	-	Sangnok-gu
11	341	4	4	Danwon-gu
3	279	4	1	Deogyang-gu
4	420	10	4	Ilсандong-gu
5	203	2	3	Ilseo-gu
2	26	-	-	Gwacheon-si
5	184	3	2	Guri-si
8	399	1	3	Namyangju-si
2	106	1	1	Osan-si
9	269	1	1	Siheung-si
6	157	3	1	Gunpo-si
-	57	-	-	Uiwang-si
4	173	-	-	Hanam-si
4	109	1	-	Cheoin-gu
5	213	4	1	Giheung-gu
2	164	-	-	Suji-gu
6	241	1	1	Paju-si
2	140	1	-	Icheon-si
3	87	-	-	Anseong-si
7	283	2	2	Gimpo-si
13	482	3	4	Hwaseong-si
2	147	1	1	Gwangju-si
1	119	-	-	Yangju-si
3	69	1	-	Pocheon-si
-	47	-	-	Yeoju-si
-	19	-	-	Yeoncheon-gun
-	34	-	-	Gapyeong-gun
1	47	-	-	Yangpyeong-gun
<b>18</b>	<b>1,077</b>	<b>15</b>	<b>10</b>	<b>Gangwon</b>
4	261	3	5	Chuncheon-si
5	329	6	3	Wonju-si
4	189	6	2	Gangneung-si
2	52	-	-	Donghae-si
-	19	-	-	Taebaek-si
3	70	-	-	Sokcho-si
-	31	-	-	Samcheok-si
-	23	-	-	Hongcheon-gun
-	17	-	-	Hoengseong-gun
-	21	-	-	Yeongwol-gun
-	9	-	-	Pyeongchang-gun
-	10	-	-	Jeongseon-gun
-	14	-	-	Cheorwon-gun
-	9	-	-	Hwacheon-gun
-	8	-	-	Yanggu-gun
-	5	-	-	Inje-gun
-	8	-	-	Goseong-gun
-	2	-	-	Yangyang-gun

Note : 1) As of the end of the year

2) Location of medical care institute

※ Source : Health Insurance Review & Assessment Service

제 1-7 표  
Table 1-7

시·군·구별  
Contribution

구 분	계 T	직장 I.W.	소계 Subtotal		지역 S.E.	Division
			근로자 C.E.	공·교 G. &T.		
서울	19,129,918,116	16,676,537,915	15,522,357,754	1,154,180,164	2,453,380,201	Seoul
종로구	322,033,986	273,095,736	251,056,867	22,038,869	48,938,250	Jongno-gu
중구	282,587,866	242,441,725	230,299,844	12,141,881	40,146,141	Jung-gu
용산구	633,421,882	552,959,204	522,226,509	30,732,696	80,462,678	Yongsan-gu
성동구	636,186,416	554,541,783	524,204,167	30,337,616	81,644,633	Seongdong-gu
광진구	635,983,592	545,402,329	511,661,394	33,740,935	90,581,263	Gwangjin-gu
동대문구	540,126,838	452,356,840	421,142,324	31,214,515	87,769,998	Dongdaemun-gu
중랑구	513,147,385	430,973,210	406,333,568	24,639,643	82,174,175	Jungnang-gu
성북구	701,513,137	598,841,440	548,044,662	50,796,778	102,671,697	Seongbuk-gu
강북구	343,960,552	285,306,928	267,563,604	17,743,323	58,653,625	Gangbuk-gu
도봉구	411,330,117	343,988,506	313,978,049	30,010,457	67,341,611	Dobong-gu
노원구	757,230,756	659,602,935	574,268,607	85,334,329	97,627,820	Nowon-gu
은평구	697,593,440	603,922,866	557,682,147	46,240,719	93,670,575	Eunpyeong-gu
서대문구	558,724,065	484,467,711	444,034,109	40,433,603	74,256,354	Seodaemun-gu
마포구	822,006,050	723,918,639	677,965,761	45,952,879	98,087,411	Mapo-gu
양천구	898,547,471	800,722,268	734,036,412	66,685,856	97,825,203	Yangcheon-gu
강서구	987,329,449	877,617,977	827,311,247	50,306,730	109,711,471	Gangseo-gu
구로구	670,807,688	574,114,148	539,666,908	34,447,240	96,693,539	Guro-gu
금천구	359,294,942	303,629,577	291,003,580	12,625,997	55,665,365	Geumcheon-gu
영등포구	876,985,182	766,319,041	722,939,782	43,379,259	110,666,141	Yeongdeungpo-gu
동작구	732,105,079	636,608,269	588,411,459	48,196,810	95,496,810	Dongjak-gu
관악구	768,323,805	662,088,141	623,966,208	38,121,933	106,235,664	Gwanak-gu
서초구	1,476,573,359	1,318,881,166	1,229,577,607	89,303,558	157,692,194	Seocho-gu
강남구	2,048,512,906	1,820,380,995	1,700,676,388	119,704,607	228,131,911	Gangnam-gu
송파구	1,616,772,227	1,428,898,396	1,334,222,710	94,675,686	187,873,831	Songpa-gu
강동구	838,819,926	735,458,085	680,083,841	55,374,245	103,361,841	Gangdong-gu
인천	4,452,292,681	3,895,405,131	3,588,866,452	306,538,679	556,887,550	Incheon
중구	248,683,660	219,916,582	197,647,503	22,269,079	28,767,078	Jung-gu
동구	71,425,910	62,118,828	58,555,061	3,563,768	9,307,082	Dong-gu
미추홀구	502,520,813	429,980,119	401,439,301	28,540,818	72,540,694	Michuhol-gu
연수구	818,538,256	734,278,515	662,649,717	71,628,799	84,259,741	Yeonsu-gu
남동구	709,711,921	620,125,283	572,263,092	47,862,191	89,586,638	Namdong-gu
부평구	673,497,821	579,305,865	538,407,229	40,898,636	94,191,956	Bupyeong-gu
계양구	371,070,653	321,583,887	303,189,748	18,394,139	49,486,766	Gyeyang-gu
서구	961,899,994	852,718,627	790,006,872	62,711,754	109,181,367	Seo-gu
강화군	74,866,376	59,025,579	50,998,746	8,026,833	15,840,797	Ganghwa-gun
옹진군	20,077,276	16,351,845	13,709,183	2,642,662	3,725,431	Ongjin-gun
경기도	23,441,063,113	20,609,459,071	19,249,155,529	1,360,303,542	2,831,604,042	Gyeonggi
수원시장안구	435,485,366	384,622,352	350,434,062	34,188,291	50,863,014	Jangan-gu
수원시권선구	590,638,556	519,754,447	484,577,469	35,176,978	70,884,110	Gwonseon-gu
수원시팔달구	333,722,196	288,771,852	267,235,825	21,536,027	44,950,344	Paldal-gu
수원시영통구	924,307,505	859,407,744	800,183,124	59,224,619	64,899,762	Yongtong-gu
성남시수정구	384,360,312	332,381,346	313,069,891	19,311,455	51,978,966	Sujeong-gu
성남시중원구	314,280,685	275,933,710	261,384,245	14,549,464	38,346,976	Jungwon-gu
성남시분당구	1,408,844,006	1,277,723,299	1,197,169,254	80,554,045	131,120,707	Bundang-gu
의정부시	581,026,802	492,920,839	446,599,481	46,321,357	88,105,964	Uijeongbu-si
안양시만안구	355,401,409	308,530,166	288,475,330	20,054,836	46,871,243	Manan-gu
안양시동안구	635,308,330	572,541,080	521,096,328	51,444,751	62,767,250	Dongan-gu
부천시	1,184,571,608	1,021,286,519	946,981,869	74,304,650	163,285,089	Bucheon-si

주 : 1) 직장은 고지보혐료(정산포함) 기준이며, 지역은 부과보혐료 기준  
2) 국고지원금 제외이며, 직장보험료에는 임의계속가입자 보험료, 소득월액 보험료 포함 3) 주민등록 실거주지 기준



# 보험료 현황 by District

(단위: 천원)  
Unit :1,000won

구 분	계 T	직장 I.W.	소계 Subtotal		지역 S.E.	Division
			근로자 C.E.	공·교 G. &T.		
광 명 시	496,706,734	440,410,065	409,302,507	31,107,559	56,296,668	Gwangmyeong-si
평 택 시	975,871,164	865,066,320	820,470,665	44,595,655	110,804,844	Pyeongtaek-si
동 두 천 시	89,241,263	74,286,720	68,056,482	6,230,238	14,954,543	Dongducheon-si
안산시상록구	470,788,909	397,644,777	379,203,396	18,441,381	73,144,132	Sangnok-gu
안산시단원구	517,426,306	435,249,592	416,853,161	18,396,432	82,176,713	Danwon-gu
고양시덕양구	769,991,003	671,973,070	617,991,948	53,981,121	98,017,933	Deogyang-gu
고양시일산동구	546,822,373	474,958,321	441,027,764	33,930,557	71,864,052	Ilсандong-gu
고양시일산서구	484,704,579	421,765,545	387,614,411	34,151,135	62,939,034	Ilсанseo-gu
과 천 시	217,837,127	196,174,854	175,949,991	20,224,862	21,662,273	Gwacheon-si
구 리 시	287,354,869	244,522,134	223,783,713	20,738,420	42,832,735	Guri-si
남 양 주 시	1,028,028,039	870,901,565	801,524,579	69,376,986	157,126,474	Namyangju-si
오 산 시	378,207,890	333,051,351	320,281,233	12,770,118	45,156,539	Osan-si
시 흥 시	833,595,820	716,879,358	681,349,282	35,530,076	116,716,462	Siheung-si
군 포 시	446,964,637	395,784,593	367,475,855	28,308,738	51,180,044	Gunpo-si
의 왕 시	297,345,224	263,502,085	241,845,030	21,657,055	33,843,140	Uiwang-si
하 남 시	607,647,188	534,722,102	490,870,488	43,851,614	72,925,087	Hanam-si
용인시처인구	387,348,190	333,363,904	317,116,926	16,246,978	53,984,286	Cheoin-gu
용인시기흥구	853,916,307	761,186,495	714,590,638	46,595,856	92,729,812	Giheung-gu
용인시수지구	895,702,312	806,250,239	761,249,665	45,000,575	89,452,072	Suji-gu
파 주 시	731,826,566	644,382,210	603,952,190	40,430,020	87,444,356	Paju-si
이 천 시	391,952,203	351,549,307	333,790,596	17,758,711	40,402,895	Icheon-si
안 성 시	282,136,734	243,367,155	227,557,939	15,809,216	38,769,580	Anseong-si
김 포 시	794,319,212	692,673,268	649,181,390	43,491,878	101,645,944	Gimpo-si
화 성 시	2,006,493,599	1,848,666,899	1,756,478,868	92,188,031	157,826,700	Hwaseong-si
광 주 시	597,403,085	510,795,264	487,179,889	23,615,375	86,607,820	Gwangju-si
양 주 시	314,767,753	267,918,918	246,394,444	21,524,474	46,848,835	Yangju-si
포 천 시	183,178,867	152,245,820	142,118,241	10,127,579	30,933,046	Pocheon-si
여 주 시	142,749,962	119,176,043	106,759,347	12,416,695	23,573,920	Yeoju-si
연 천 군	37,129,865	30,048,968	24,938,863	5,110,105	7,080,897	Yeoncheon-gun
가 평 군	70,375,000	55,772,956	49,207,895	6,565,061	14,602,044	Gapyeong-gun
양 평 군	155,283,559	121,295,820	107,831,253	13,464,567	33,987,738	Yangpyeong-gun
<b>강 원</b>	<b>1,819,038,158</b>	<b>1,564,515,448</b>	<b>1,295,596,063</b>	<b>268,919,388</b>	<b>254,522,708</b>	<b>Gangwon</b>
춘 천 시	370,843,497	322,564,781	249,641,723	72,923,057	48,278,716	Chuncheon-si
원 주 시	481,828,484	423,065,672	364,693,551	58,372,120	58,762,812	Wonju-si
강 릉 시	261,385,661	223,396,760	185,136,604	38,260,156	37,988,901	Gangneung-si
동 해 시	106,264,656	94,366,452	78,346,057	16,020,395	11,898,204	Donghae-si
태 백 시	47,050,330	42,439,338	36,122,246	6,317,093	4,610,992	Taebaek-si
속 초 시	100,962,284	83,672,147	68,645,901	15,026,246	17,290,137	Sokcho-si
삼 척 시	72,110,074	63,959,852	54,180,496	9,779,356	8,150,221	Samcheok-si
홍 천 군	62,314,017	49,525,357	42,975,187	6,550,170	12,788,661	Hongcheon-gun
횡 성 군	45,329,581	36,696,916	31,940,490	4,756,426	8,632,665	Hoengseong-gun
영 월 군	39,682,113	34,265,048	27,981,991	6,283,057	5,417,065	Yeongwol-gun
평 창 군	42,447,693	33,841,972	28,297,786	5,544,186	8,605,721	Pyeongchang-gun
정 선 군	37,738,554	32,969,518	27,892,425	5,077,094	4,769,035	Jeongseon-gun
철 원 군	34,082,618	28,114,459	22,464,103	5,650,356	5,968,159	Cheorwon-gun
화 천 군	17,362,487	14,302,606	11,600,231	2,702,376	3,059,881	Hwacheon-gun
양 구 군	16,424,926	13,809,010	10,412,040	3,396,970	2,615,916	Yanggu-gun
인 제 군	26,971,322	22,027,943	17,812,428	4,215,516	4,943,378	Inje-gun
고 성 군	26,925,472	21,793,346	17,744,795	4,048,551	5,132,126	Goseong-gun
양 양 군	29,314,389	23,704,271	19,708,009	3,996,263	5,610,118	Yangyang-gun

Note : 1) While C.E. is based on estimated contribution S.E. is based on imposed contribution

2) Excluding Government money support. Including contributions of the insured recently retired from the company and contributions imposed on the monthly incomes 3) Based on the resident place

제 1-8 표  
Table 1-8

시·군·구별 보험료  
Distribution of Contributions by decile

구 분	계 Total			직장 계 I.W. Sub_Total			
	세대수 Households	평균보험료 average Contribution	적용인구 Population under	가입자 Insured	평균보험료 average Contribution	적용인구 Population under	가입자 Insured
서울	5,560,723	151,407	9,274,247	3,811,097	165,336	6,580,438	3,586,198
1분위	470,660	32,807	677,836	397,359	36,860	564,973	396,726
2분위	474,126	51,043	653,677	335,222	66,315	490,282	333,232
3분위	472,912	58,251	687,213	327,295	75,508	460,873	322,574
4분위	584,779	60,869	736,192	361,805	86,167	508,939	353,060
5분위	529,531	78,418	760,488	366,341	99,258	530,132	351,831
6분위	544,607	95,038	795,430	355,300	115,458	540,488	334,857
7분위	501,758	123,337	823,176	362,578	138,648	595,754	332,837
8분위	571,830	155,926	996,272	380,696	172,215	698,092	343,170
9분위	611,754	208,620	1,255,371	397,792	225,161	858,600	336,215
10분위	798,766	459,697	1,888,592	526,709	483,306	1,332,305	481,696
충청	90,263	158,588	142,664	56,259	179,127	92,388	52,430
1분위	7,934	31,641	11,183	6,490	36,288	9,024	6,476
2분위	7,800	48,940	10,532	5,210	66,204	7,516	5,191
3분위	7,162	55,966	10,266	4,670	75,465	6,389	4,622
4분위	8,856	58,942	10,864	5,227	86,100	7,156	5,099
5분위	7,812	75,556	10,982	5,073	99,319	7,102	4,858
6분위	11,114	83,795	14,482	4,730	115,214	6,957	4,419
7분위	6,957	120,821	10,948	4,681	138,946	7,220	4,286
8분위	8,992	153,862	14,023	5,529	172,688	8,979	4,983
9분위	9,371	205,966	18,127	5,593	225,468	11,203	4,592
10분위	14,265	496,554	31,257	9,056	527,779	20,842	7,904
경남	84,243	151,715	129,495	55,025	168,500	85,779	52,507
1분위	7,121	32,192	10,190	5,779	37,183	8,049	5,774
2분위	7,772	48,291	10,193	5,088	66,323	7,056	5,060
3분위	6,942	56,237	9,870	4,555	75,474	6,225	4,506
4분위	8,498	60,173	10,345	5,168	86,180	6,961	5,069
5분위	7,564	78,330	10,507	5,225	99,343	7,221	5,041
6분위	8,834	90,574	11,898	4,934	115,401	7,087	4,631
7분위	6,909	123,943	10,410	5,057	138,809	7,511	4,636
8분위	9,066	153,355	13,689	5,449	172,310	8,603	5,018
9분위	9,080	207,083	16,312	5,638	225,436	10,079	5,099
10분위	12,457	461,994	26,081	8,132	483,263	16,987	7,673
충청	133,249	198,122	211,014	91,295	212,887	147,257	86,048
1분위	10,819	32,646	15,410	9,373	35,962	13,174	9,354
2분위	10,079	52,451	13,620	7,396	66,331	10,432	7,361
3분위	9,966	55,892	14,301	6,475	75,534	8,884	6,385
4분위	12,026	60,293	14,747	7,335	86,179	9,980	7,112
5분위	11,434	77,797	15,696	7,787	99,369	10,764	7,428
6분위	11,528	95,768	16,260	7,722	115,459	11,199	7,292
7분위	11,053	123,931	16,736	8,066	138,814	12,182	7,401
8분위	13,030	156,518	20,132	8,802	172,348	13,912	8,078
9분위	15,990	208,389	28,271	10,162	225,361	18,387	8,996
10분위	27,324	567,290	55,841	18,177	599,356	38,343	16,641
경북	167,705	165,528	275,408	116,211	177,557	196,573	110,281
1분위	13,911	32,303	19,867	11,607	36,527	16,377	11,587
2분위	13,560	52,177	18,757	9,871	66,367	14,344	9,838
3분위	13,218	57,140	19,006	8,884	75,511	12,381	8,758
4분위	16,263	61,294	20,365	10,160	86,210	14,158	9,906
5분위	14,300	80,262	20,353	10,277	99,318	14,710	9,889
6분위	15,852	94,818	22,087	10,116	115,552	14,969	9,511
7분위	13,918	125,721	21,849	10,595	138,874	16,638	9,778
8분위	16,571	158,341	27,626	11,747	172,644	20,344	10,754
9분위	20,867	208,587	40,304	13,305	226,170	26,759	11,814
10분위	29,245	460,720	65,194	19,649	473,819	45,893	18,446
광주	211,574	136,149	335,582	139,634	148,872	229,915	132,748
1분위	16,373	33,345	23,238	13,997	37,227	19,628	13,981
2분위	18,296	50,486	24,516	12,709	66,410	18,081	12,614
3분위	18,279	58,926	25,757	12,861	75,534	17,431	12,711
4분위	25,627	58,056	31,231	14,774	86,149	20,227	14,503
5분위	21,610	78,797	29,669	15,080	99,250	20,884	14,613
6분위	25,482	91,038	34,743	14,484	115,393	21,219	13,770
7분위	19,411	123,062	30,833	13,963	138,496	22,067	12,983
8분위	21,113	154,814	35,444	13,655	171,758	24,252	12,470
9분위	20,845	207,225	42,235	13,111	224,392	27,734	11,224
10분위	24,538	438,971	57,916	15,000	452,603	38,392	13,879

주 : 1) 연도말 기준 2) 주민등록주소지 기준  
3) 직장은 산정보험료 기준이며, 지역은 부과보험료 기준.  
4) 직장보험료는 임의계속가입자와 소득월액 대상자를 제외

# 분위별 현황

## of Contribution in each District

(단위 : 명, 원)  
Unit : Person, Won

근로자 C.E.		공·교 G. & T.			지역 S.E.			Division
평균보험료 average Contribution	적용인구 Population under	가입자 Insured	평균보험료 average Contribution	적용인구 Population under	세대수 Households	평균보험료 average Contribution	적용인구 Population under	
<b>163,098</b>	<b>6,123,185</b>	<b>224,899</b>	<b>201,020</b>	<b>457,253</b>	<b>1,749,626</b>	<b>121,065</b>	<b>2,693,809</b>	<b>Seoul</b>
36,854	564,026	633	40,390	947	73,301	10,841	112,863	1 decile
66,316	487,644	1,990	66,236	2,638	138,904	14,185	163,395	2 decile
75,498	455,064	4,721	76,186	5,809	145,617	19,465	226,340	3 decile
86,146	497,884	8,745	87,023	11,055	222,974	19,818	227,253	4 decile
99,235	511,485	14,510	99,804	18,647	163,190	31,634	230,356	5 decile
115,404	512,619	20,443	116,349	27,869	189,307	56,714	254,942	6 decile
138,603	549,316	29,741	139,151	46,438	139,180	83,453	227,422	7 decile
172,101	623,835	37,526	173,260	74,257	191,134	123,481	298,180	8 decile
224,698	704,279	61,577	227,689	154,321	213,962	177,866	396,771	9 decile
496,408	1,217,033	45,013	343,098	115,272	272,057	413,989	556,287	10 decile
175,737	84,479	3,829	225,550	7,909	34,004	124,607	50,276	Jongno-gu
36,300	9,002	14	30,535	22	1,444	10,755	2,159	1 decile
66,204	7,490	19	66,136	26	2,590	14,213	3,016	2 decile
75,463	6,324	48	75,739	65	2,492	19,425	3,877	3 decile
86,068	7,007	128	87,411	149	3,629	19,824	3,708	4 decile
99,264	6,829	215	100,566	273	2,739	31,543	3,880	5 decile
115,130	6,543	311	116,415	414	6,384	60,516	7,525	6 decile
138,882	6,626	395	139,634	594	2,276	83,545	3,728	7 decile
172,590	7,945	546	173,576	1,034	3,463	123,806	5,044	8 decile
224,827	8,776	1,001	228,408	2,427	3,778	177,095	6,924	9 decile
552,738	17,937	1,152	356,538	2,905	5,209	442,268	10,415	10 decile
167,349	81,417	2,518	192,506	4,362	29,218	120,104	43,716	Jung-gu
37,176	8,035	5	45,822	14	1,342	10,697	2,141	1 decile
66,320	7,018	28	66,879	38	2,684	14,108	3,137	2 decile
75,473	6,171	49	75,569	54	2,387	19,528	3,645	3 decile
86,155	6,843	99	87,462	118	3,330	19,811	3,384	4 decile
99,336	6,974	184	99,524	247	2,339	31,391	3,286	5 decile
115,314	6,683	303	116,732	404	3,900	59,164	4,811	6 decile
138,714	6,895	421	139,847	616	1,852	83,349	2,899	7 decile
172,271	7,892	431	172,761	711	3,617	124,801	5,086	8 decile
225,325	8,938	539	226,486	1,141	3,442	177,020	6,233	9 decile
491,166	15,968	459	351,140	1,019	4,325	422,002	9,094	10 decile
212,239	137,507	5,247	223,520	9,750	41,954	165,992	63,757	Yongsan-gu
35,958	13,144	19	37,836	30	1,446	11,154	2,236	1 decile
66,325	10,377	35	67,604	55	2,683	14,187	3,188	2 decile
75,523	8,769	90	76,300	115	3,491	19,460	5,417	3 decile
86,161	9,713	223	86,759	267	4,691	19,818	4,767	4 decile
99,372	10,309	359	99,320	455	3,647	31,737	4,932	5 decile
115,415	10,653	430	116,199	546	3,806	55,817	5,061	6 decile
138,816	11,206	665	138,792	976	2,987	83,744	4,554	7 decile
172,337	12,663	724	172,470	1,249	4,228	123,561	6,220	8 decile
225,199	15,800	1,166	226,606	2,587	5,828	178,797	9,884	9 decile
620,034	34,873	1,536	375,325	3,470	9,147	503,570	17,498	10 decile
176,377	185,153	5,930	199,497	11,420	51,494	138,379	78,835	Seongdong-gu
36,526	16,349	20	36,950	28	2,304	11,029	3,490	1 decile
66,366	14,303	33	66,749	41	3,689	14,206	4,413	2 decile
75,497	12,217	126	76,452	164	4,334	19,483	6,625	3 decile
86,199	13,853	254	86,617	305	6,103	19,817	6,207	4 decile
99,296	14,155	388	99,901	555	4,023	31,581	5,643	5 decile
115,484	14,155	605	116,629	814	5,736	58,253	7,118	6 decile
138,836	15,444	817	139,338	1,194	3,323	83,781	5,211	7 decile
172,563	18,472	993	173,514	1,872	4,824	123,511	7,282	8 decile
225,875	23,203	1,491	228,508	3,556	7,562	177,651	13,545	9 decile
482,369	43,002	1,203	342,706	2,891	9,596	433,900	19,301	10 decile
146,654	216,185	6,886	191,618	13,730	71,940	111,455	105,667	Gwangjin-gu
37,227	19,599	16	37,194	29	2,376	10,475	3,610	1 decile
66,404	17,966	95	67,298	115	5,587	14,261	6,435	2 decile
75,526	17,248	150	76,222	183	5,418	19,502	8,326	3 decile
86,125	19,899	271	87,462	328	10,853	19,814	11,004	4 decile
99,214	20,285	467	100,357	599	6,530	31,566	8,785	5 decile
115,366	20,255	714	115,921	964	10,998	58,963	13,524	6 decile
138,440	20,527	980	139,236	1,540	5,448	83,506	8,766	7 decile
171,612	21,900	1,185	173,292	2,352	7,458	123,790	11,192	8 decile
223,878	23,099	1,887	227,449	4,635	7,734	178,123	14,501	9 decile
462,016	35,407	1,121	336,061	2,985	9,538	417,532	19,524	10 decile

Note : 1) As of the end of the Year 2) Based on the resident place

3) While C.E. is based on estimated contribution S.E. is based on imposed contribution

4) Excluding contributions of the insured recently retired from the company and contributions imposed on the monthly incomes

제 1-8 표  
Table 1-8

시·군·구별 보험료  
Distribution of Contributions by decile

구 분	계 Total			직장 계 I.W. Sub_Total			
	세대수 Households	평균보험료 average Contribution	적용인구 Population under	가입자 Insured	평균보험료 average Contribution	적용인구 Population under	가입자 Insured
통 대 분 구	202,788	126,443	329,619	127,300	140,533	218,000	120,338
1분위	17,052	32,188	24,654	13,862	37,090	19,944	13,848
2분위	18,871	48,927	25,855	12,593	66,242	18,591	12,524
3분위	17,688	56,947	25,398	11,834	75,467	16,686	11,642
4분위	22,593	57,756	28,155	12,921	86,155	18,342	12,513
5분위	18,235	78,643	26,379	12,683	99,252	18,644	12,121
6분위	26,586	86,141	35,517	12,364	115,539	19,122	11,605
7분위	17,886	122,638	29,741	12,723	138,631	21,409	11,672
8분위	20,848	154,262	36,659	13,116	172,237	24,289	11,879
9분위	21,803	204,593	45,877	12,777	224,594	28,391	11,043
10분위	21,226	389,255	51,384	12,427	398,765	32,582	11,491
중 랑 구	218,112	110,423	358,803	138,524	121,794	233,334	132,875
1분위	19,837	32,331	28,554	15,638	38,033	22,268	15,623
2분위	22,396	48,445	30,477	14,722	66,317	21,673	14,618
3분위	24,179	54,742	35,479	15,231	75,480	21,947	15,024
4분위	26,524	60,802	34,159	16,375	86,199	23,744	16,073
5분위	24,604	75,634	36,622	16,004	99,215	24,013	15,545
6분위	23,394	94,734	36,875	15,399	115,439	24,544	14,746
7분위	21,408	119,697	37,546	14,176	138,324	24,998	13,255
8분위	21,238	153,211	40,391	13,339	171,501	26,586	12,305
9분위	19,433	201,163	42,243	10,323	223,340	24,120	8,934
10분위	15,099	372,163	36,457	7,317	385,362	19,441	6,752
성 북 구	234,543	135,817	408,366	153,899	149,285	280,261	143,650
1분위	21,928	32,680	31,955	18,251	37,049	26,376	18,233
2분위	20,619	51,198	29,345	14,633	66,337	22,210	14,562
3분위	21,202	57,277	31,754	14,319	75,455	20,906	14,121
4분위	24,325	60,336	31,345	14,885	86,029	21,693	14,502
5분위	21,340	76,698	32,103	14,232	99,169	21,758	13,575
6분위	25,620	88,993	37,526	13,629	115,505	22,150	12,692
7분위	20,589	121,122	36,038	14,049	138,636	24,846	12,589
8분위	23,905	155,374	45,396	15,724	172,431	31,270	13,818
9분위	26,628	206,779	59,592	16,478	225,535	39,485	13,616
10분위	28,387	414,613	73,312	17,699	429,742	49,567	15,942
강 북 구	158,235	102,785	261,317	95,092	117,494	161,815	91,076
1분위	16,773	31,310	24,477	12,496	38,299	17,803	12,484
2분위	19,155	44,730	25,984	11,244	66,185	16,808	11,199
3분위	17,740	55,679	26,720	11,471	75,482	16,619	11,338
4분위	20,011	58,755	25,767	11,743	86,159	17,176	11,471
5분위	17,815	71,877	27,220	10,652	99,035	16,299	10,298
6분위	16,491	90,365	26,191	9,554	115,425	15,776	9,045
7분위	13,845	116,556	24,808	8,400	138,367	15,186	7,859
8분위	13,744	150,928	26,492	8,016	171,692	16,188	7,359
9분위	12,725	200,863	28,322	6,635	223,850	16,030	5,606
10분위	9,936	372,782	25,336	4,881	387,394	13,930	4,417
도 동 구	164,912	115,770	286,571	107,260	124,502	191,084	100,741
1분위	16,708	33,184	24,482	13,663	38,141	19,787	13,646
2분위	17,972	49,480	25,260	12,193	66,217	18,496	12,115
3분위	17,232	58,010	26,345	11,870	75,438	17,725	11,694
4분위	18,104	64,276	24,435	12,139	86,118	18,266	11,809
5분위	17,439	75,045	27,262	11,207	99,159	17,768	10,753
6분위	16,056	94,433	26,479	10,477	115,545	17,705	9,787
7분위	15,696	118,367	28,697	9,964	138,573	18,464	9,055
8분위	15,784	152,748	31,895	9,774	171,938	20,629	8,689
9분위	16,428	202,870	37,590	9,015	224,232	22,584	7,130
10분위	13,493	374,887	34,126	6,958	385,196	19,660	6,063
노 원 구	258,208	131,168	468,692	181,082	141,736	342,859	163,208
1분위	26,094	32,218	37,832	21,041	37,462	30,690	21,009
2분위	22,975	51,491	33,234	16,434	66,340	25,441	16,276
3분위	22,635	60,996	34,328	16,794	75,458	25,059	16,465
4분위	24,925	66,085	33,954	17,391	86,125	26,245	16,811
5분위	24,175	79,873	37,088	17,249	99,215	27,091	16,222
6분위	24,590	97,413	39,190	17,089	115,613	28,450	15,478
7분위	25,870	122,266	46,209	18,126	138,727	33,111	15,383
8분위	27,635	155,889	56,192	18,709	172,289	40,082	15,379
9분위	31,800	208,334	75,973	20,644	225,568	53,788	15,083
10분위	27,509	377,866	74,692	17,605	394,244	52,902	15,102

주 : 1) 연도말 기준 2) 주민등록주소지 기준  
3) 직장은 산정보험료 기준이며, 지역은 부과보험료 기준.  
4) 직장보험료는 임의계속가입자와 소득월액 대상자를 제외

# 분위별 현황 <계속> of Contribution in each District <Cont'd>

(단위 : 명, 원)  
Unit : Person, Won

근로자 C.E.		공·교 G. & T.			지역 S.E.			Division
평균보험료 average Contribution	적용인구 Population under	가입자 Insured	평균보험료 average Contribution	적용인구 Population under	세대수 Households	평균보험료 average Contribution	적용인구 Population under	
138,207	204,478	6,962	180,748	13,522	75,488	102,682	111,619	Dongdaemun-gu
37,085	19,923	14	41,639	21	3,190	10,888	4,710	1 decile
66,236	18,497	69	67,265	94	6,278	14,195	7,264	2 decile
75,453	16,452	192	76,297	234	5,854	19,509	8,712	3 decile
86,119	17,825	408	87,267	517	9,672	19,817	9,813	4 decile
99,225	17,945	562	99,836	699	5,552	31,564	7,735	5 decile
115,491	18,112	759	116,277	1,010	14,222	60,584	16,395	6 decile
138,610	19,750	1,051	138,861	1,659	5,163	83,229	8,332	7 decile
172,146	21,880	1,237	173,105	2,409	7,732	123,771	12,370	8 decile
224,129	23,953	1,734	227,555	4,438	9,026	176,279	17,486	9 decile
404,802	30,141	936	324,653	2,441	8,799	375,823	18,802	10 decile
119,673	221,906	5,649	171,693	11,428	79,588	90,631	125,469	Jungnang-gu
38,028	22,242	15	43,699	26	4,199	11,095	6,286	1 decile
66,322	21,523	104	65,535	150	7,674	14,159	8,804	2 decile
75,471	21,689	207	76,145	258	8,948	19,443	13,532	3 decile
86,174	23,344	302	87,477	400	10,149	19,827	10,415	4 decile
99,196	23,405	459	99,875	608	8,600	31,753	12,609	5 decile
115,408	23,630	653	116,159	914	7,995	54,854	12,331	6 decile
138,268	23,489	921	139,118	1,509	7,232	83,185	12,548	7 decile
171,321	24,358	1,034	173,644	2,228	7,899	122,327	13,805	8 decile
222,614	20,336	1,389	228,011	3,784	9,110	176,032	18,123	9 decile
391,814	17,890	565	308,255	1,551	7,782	359,752	17,016	10 decile
146,062	258,866	10,249	194,467	21,395	80,644	110,113	128,105	Seongbuk-gu
37,041	26,352	18	45,036	24	3,677	10,995	5,579	1 decile
66,331	22,128	71	67,654	82	5,986	14,190	7,135	2 decile
75,442	20,662	198	76,429	244	6,883	19,460	10,848	3 decile
86,010	21,207	383	86,777	486	9,440	19,823	9,652	4 decile
99,128	20,879	657	100,026	879	7,108	31,704	10,345	5 decile
115,460	20,845	937	116,114	1,305	11,991	58,860	15,376	6 decile
138,561	22,494	1,460	139,287	2,352	6,540	83,500	11,192	7 decile
172,378	27,478	1,906	172,815	3,792	8,181	122,592	14,126	8 decile
224,948	32,000	2,862	228,326	7,485	10,150	176,330	20,107	9 decile
440,825	44,821	1,757	329,184	4,746	10,688	389,559	23,745	10 decile
114,994	153,627	4,016	174,191	8,188	63,143	80,633	99,502	Gangbuk-gu
38,294	17,786	12	43,888	17	4,277	10,889	6,674	1 decile
66,184	16,751	45	66,429	57	7,911	14,236	9,176	2 decile
75,476	16,446	133	76,057	173	6,269	19,444	10,101	3 decile
86,135	16,835	272	87,177	341	8,268	19,832	8,591	4 decile
99,004	15,873	354	99,923	426	7,163	31,491	10,921	5 decile
115,367	15,071	509	116,454	705	6,937	55,851	10,415	6 decile
138,348	14,320	541	138,649	866	5,445	82,908	9,622	7 decile
171,538	14,736	657	173,426	1,452	5,728	121,869	10,304	8 decile
223,074	13,208	1,029	228,076	2,822	6,090	175,818	12,292	9 decile
395,506	12,601	464	310,174	1,329	5,055	358,673	11,406	10 decile
120,776	177,280	6,519	182,086	13,804	57,652	99,525	95,487	Dobong-gu
38,129	19,756	17	47,115	31	3,045	10,942	4,695	1 decile
66,214	18,403	78	66,755	93	5,779	14,168	6,764	2 decile
75,428	17,502	176	76,125	223	5,362	19,430	8,620	3 decile
86,087	17,836	330	87,250	430	5,965	19,827	6,169	4 decile
99,128	17,150	454	99,892	618	6,232	31,681	9,494	5 decile
115,485	16,710	690	116,398	995	5,579	54,785	8,774	6 decile
138,550	16,944	909	138,798	1,520	5,732	83,244	10,233	7 decile
171,817	18,253	1,085	172,910	2,376	6,010	121,540	11,266	8 decile
223,082	17,450	1,885	228,582	5,134	7,413	176,891	15,006	9 decile
397,771	17,276	895	300,004	2,384	6,535	363,911	14,466	10 decile
136,618	303,137	17,874	188,466	39,722	77,126	106,355	125,833	Nowon-gu
37,454	30,643	32	42,511	47	5,053	10,382	7,142	1 decile
66,338	25,242	158	66,545	199	6,541	14,182	7,793	2 decile
75,444	24,650	329	76,158	409	5,841	19,416	9,269	3 decile
86,097	25,510	580	86,926	735	7,534	19,825	7,709	4 decile
99,172	25,716	1,027	99,907	1,375	6,926	31,702	9,997	5 decile
115,497	26,077	1,611	116,736	2,373	7,501	55,947	10,740	6 decile
138,625	28,567	2,743	139,305	4,544	7,744	83,735	13,098	7 decile
172,087	32,938	3,330	173,223	7,144	8,926	121,515	16,110	8 decile
224,751	38,115	5,561	227,782	15,673	11,156	176,443	22,185	9 decile
408,931	45,679	2,503	305,630	7,223	9,904	348,752	21,790	10 decile

Note : 1) As of the end of the Year 2) Based on the resident place

3) While C.E. is based on estimated contribution S.E. is based on imposed contribution

4) Excluding contributions of the insured recently retired from the company and contributions imposed on the monthly incomes

제 1-8 표  
Table 1-8

시·군·구별 보험료  
Distribution of Contributions by decile

구 분	계 Total			직장 계 I.W. Sub_Total			
	세대수 Households	평균보험료 average Contribution	적용인구 Population under	가입자 Insured	평균보험료 average Contribution	적용인구 Population under	가입자 Insured
은 평 구	260,104	122,559	445,068	176,471	134,485	310,781	166,349
1분위	23,368	32,433	34,194	19,089	37,192	27,625	19,072
2분위	25,464	50,780	35,769	17,956	66,101	26,948	17,858
3분위	26,166	57,966	38,761	17,974	75,536	25,907	17,706
4분위	29,913	63,340	39,402	19,625	86,150	28,813	19,126
5분위	28,761	75,939	43,185	18,850	99,159	28,457	18,085
6분위	25,808	95,912	41,298	17,601	115,376	28,416	16,521
7분위	24,866	121,076	43,870	17,025	138,452	30,131	15,633
8분위	24,888	155,907	48,014	16,939	171,824	34,060	15,256
9분위	26,683	206,397	59,449	16,670	224,633	39,685	13,712
10분위	24,187	386,905	61,126	14,742	398,535	40,739	13,380
서 대 문 구	179,270	140,226	299,919	118,216	157,168	208,210	110,433
1분위	15,832	32,275	22,951	13,115	36,713	18,783	13,093
2분위	15,059	50,292	20,838	10,464	66,140	15,436	10,406
3분위	14,876	58,843	22,053	10,450	75,522	14,930	10,271
4분위	18,432	59,370	23,310	10,983	86,197	15,709	10,727
5분위	15,879	76,813	23,122	10,608	99,310	15,582	10,156
6분위	21,457	86,146	29,298	10,177	115,387	15,848	9,556
7분위	15,055	121,732	25,170	10,407	138,799	17,604	9,425
8분위	17,887	156,542	31,694	12,088	172,654	22,462	10,682
9분위	20,557	208,436	42,460	13,419	225,233	29,069	11,174
10분위	24,236	409,087	59,023	16,505	417,364	42,787	14,943
마 포 구	222,607	161,072	364,271	154,816	176,175	263,879	145,772
1분위	17,165	33,045	24,554	14,981	36,300	21,139	14,952
2분위	16,568	53,197	22,688	12,385	66,368	17,728	12,322
3분위	16,418	59,592	23,507	11,755	75,504	16,114	11,584
4분위	22,744	58,725	27,674	13,357	86,072	18,171	13,023
5분위	20,546	76,853	28,192	13,768	99,239	19,252	13,181
6분위	22,425	92,787	30,766	13,617	115,452	19,880	12,773
7분위	19,631	123,334	30,534	14,175	138,734	22,188	12,953
8분위	21,762	158,190	35,674	15,518	172,432	26,446	13,995
9분위	26,874	210,154	51,871	18,142	225,978	36,499	15,681
10분위	38,474	439,828	88,811	27,118	449,563	66,462	25,308
양 천 구	237,387	162,411	432,097	170,974	176,779	323,613	158,450
1분위	20,908	33,185	30,835	18,042	36,744	26,226	18,002
2분위	20,741	51,324	29,305	14,771	66,360	22,244	14,666
3분위	20,038	59,288	30,069	14,247	75,468	20,753	14,035
4분위	21,429	64,885	28,411	14,547	86,201	21,327	14,218
5분위	21,818	78,308	32,953	15,055	99,226	22,915	14,399
6분위	19,684	98,597	31,515	14,309	115,406	23,125	13,479
7분위	20,702	123,419	36,139	14,957	138,691	26,348	13,628
8분위	22,507	158,686	43,078	16,274	172,630	32,426	14,111
9분위	28,980	210,416	63,490	19,582	225,895	45,765	15,225
10분위	40,580	452,039	106,302	29,190	472,761	82,484	26,687
강 서 구	331,261	130,398	551,388	235,887	142,756	403,162	224,864
1분위	27,393	32,767	39,612	23,137	36,784	32,709	23,101
2분위	28,620	52,145	39,601	20,853	66,292	30,384	20,716
3분위	30,543	59,415	44,379	21,774	75,529	30,691	21,502
4분위	37,176	62,719	47,295	24,034	86,172	33,758	23,612
5분위	36,463	77,121	52,558	24,573	99,210	35,354	23,675
6분위	32,873	98,658	49,984	23,921	115,445	36,730	22,725
7분위	33,910	124,045	56,009	24,990	138,561	41,470	23,235
8분위	34,392	158,698	62,467	25,149	171,987	47,197	23,159
9분위	35,469	209,496	74,118	24,346	224,556	53,249	21,411
10분위	34,422	392,462	85,365	23,110	401,160	61,620	21,728
구 로 구	243,350	125,160	402,890	162,978	136,161	279,654	155,322
1분위	19,535	33,446	28,641	16,639	37,356	23,755	16,627
2분위	22,117	50,121	30,609	15,255	66,323	22,468	15,172
3분위	22,659	58,225	33,353	15,673	75,497	22,195	15,494
4분위	27,788	60,819	35,179	17,160	86,213	24,331	16,801
5분위	23,988	80,137	35,115	17,216	99,160	25,225	16,590
6분위	22,618	99,217	35,046	16,612	115,408	25,930	15,752
7분위	23,499	124,461	40,142	17,406	138,678	29,865	16,174
8분위	34,376	149,190	57,506	17,529	171,989	33,828	16,156
9분위	25,201	207,268	54,618	16,261	224,029	37,333	14,167
10분위	21,569	382,189	52,681	13,227	393,086	34,724	12,389

주 : 1) 연도말 기준 2) 주민등록주소지 기준  
3) 직장은 산정보험료 기준이며, 지역은 부과보험료 기준.  
4) 직장보험료는 임의계속가입자와 소득월액 대상자를 제외

# 분위별 현황 <계속> of Contribution in each District <Cont'd>

(단위 : 명, 원)  
Unit : Person, Won

근로자 C.E.		공·교 G. & T.			지역 S.E.			Division
평균보험료 average Contribution	적용인구 Population under	가입자 Insured	평균보험료 average Contribution	적용인구 Population under	세대수 Households	평균보험료 average Contribution	적용인구 Population under	
131,478	289,769	10,122	183,890	21,012	83,633	97,395	134,287	Eunpyeong-gu
37,187	27,596	17	41,922	29	4,279	11,204	6,569	1 decile
66,099	26,821	98	66,401	127	7,508	14,138	8,821	2 decile
75,529	25,608	268	75,949	299	8,192	19,418	12,854	3 decile
86,118	28,162	499	87,357	651	10,288	19,828	10,589	4 decile
99,134	27,443	765	99,749	1,014	9,911	31,775	14,728	5 decile
115,314	26,926	1,080	116,334	1,490	8,207	54,167	12,882	6 decile
138,410	27,924	1,392	138,919	2,207	7,841	83,350	13,739	7 decile
171,673	30,445	1,683	173,197	3,615	7,949	121,987	13,954	8 decile
223,910	31,824	2,958	227,987	7,861	10,013	176,038	19,764	9 decile
407,042	37,020	1,362	314,956	3,719	9,445	368,754	20,387	10 decile
153,772	192,100	7,783	205,362	16,110	61,054	107,422	91,709	Seodaemun-gu
36,719	18,751	22	33,569	32	2,717	10,851	4,168	1 decile
66,138	15,356	58	66,661	80	4,595	14,201	5,402	2 decile
75,511	14,716	179	76,163	214	4,426	19,463	7,123	3 decile
86,180	15,379	256	86,911	330	7,449	19,816	7,601	4 decile
99,281	15,012	452	99,955	570	5,271	31,537	7,540	5 decile
115,333	14,984	621	116,226	864	11,280	59,763	13,450	6 decile
138,742	16,043	982	139,347	1,561	4,648	83,520	7,566	7 decile
172,560	19,677	1,406	173,369	2,785	5,799	122,956	9,232	8 decile
224,842	23,388	2,245	227,180	5,681	7,138	176,858	13,391	9 decile
424,193	38,794	1,562	352,033	3,993	7,731	391,416	16,236	10 decile
174,632	246,337	9,044	201,043	17,542	67,791	126,580	100,392	Mapo-gu
36,298	21,096	29	37,499	43	2,184	10,720	3,415	1 decile
66,370	17,643	63	66,009	85	4,183	14,201	4,960	2 decile
75,491	15,901	171	76,378	213	4,663	19,479	7,393	3 decile
86,045	17,757	334	87,139	414	9,387	19,812	9,503	4 decile
99,216	18,520	587	99,760	732	6,778	31,382	8,940	5 decile
115,379	18,781	844	116,556	1,099	8,808	57,746	10,886	6 decile
138,692	20,361	1,222	139,176	1,827	5,456	83,325	8,346	7 decile
172,388	23,669	1,523	172,833	2,777	6,244	122,794	9,228	8 decile
225,721	30,629	2,461	227,619	5,870	8,732	177,276	15,372	9 decile
457,200	61,980	1,810	342,774	4,482	11,356	416,580	22,349	10 decile
174,312	296,929	12,524	207,991	26,684	66,413	125,421	108,484	Yangcheon-gu
36,735	26,164	40	40,697	62	2,866	10,780	4,609	1 decile
66,366	22,094	105	65,540	150	5,970	14,121	7,061	2 decile
75,458	20,490	212	76,130	263	5,791	19,482	9,316	3 decile
86,184	20,924	329	86,941	403	6,882	19,826	7,084	4 decile
99,207	22,054	656	99,643	861	6,763	31,743	10,038	5 decile
115,362	21,949	830	116,133	1,176	5,375	53,849	8,390	6 decile
138,607	24,183	1,329	139,551	2,165	5,745	83,660	9,791	7 decile
172,368	28,089	2,163	174,344	4,337	6,233	122,277	10,652	8 decile
225,339	35,099	4,357	227,837	10,666	9,398	178,165	17,725	9 decile
485,828	75,883	2,503	333,448	6,601	11,390	398,931	23,818	10 decile
140,957	381,431	11,023	179,454	21,731	95,374	99,833	148,226	Gangseo-gu
36,778	32,656	36	40,386	53	4,256	10,929	6,903	1 decile
66,298	30,201	137	65,335	183	7,767	14,162	9,217	2 decile
75,523	30,362	272	75,999	329	8,769	19,404	13,688	3 decile
86,163	33,236	422	86,675	522	13,142	19,826	13,537	4 decile
99,208	34,219	898	99,248	1,135	11,890	31,469	17,204	5 decile
115,393	35,097	1,196	116,443	1,633	8,952	53,800	13,254	6 decile
138,529	38,751	1,755	138,990	2,719	8,920	83,376	14,539	7 decile
171,945	43,195	1,990	172,469	4,002	9,243	122,540	15,270	8 decile
224,090	45,745	2,935	227,954	7,504	11,123	176,534	20,869	9 decile
407,074	57,969	1,382	308,172	3,651	11,312	374,692	23,745	10 decile
134,162	264,548	7,656	176,712	15,106	80,372	102,853	123,236	Guro-gu
37,354	23,738	12	40,084	17	2,896	10,979	4,886	1 decile
66,321	22,353	83	66,815	115	6,862	14,103	8,141	2 decile
75,491	21,994	179	75,969	201	6,986	19,475	11,158	3 decile
86,194	23,876	359	87,098	455	10,628	19,818	10,848	4 decile
99,148	24,421	626	99,490	804	6,772	31,774	9,890	5 decile
115,353	24,771	860	116,431	1,159	6,006	54,431	9,116	6 decile
138,661	27,923	1,232	138,912	1,942	6,093	83,847	10,277	7 decile
171,905	31,073	1,373	172,989	2,755	16,847	125,467	23,678	8 decile
223,564	31,864	2,094	227,179	5,469	8,940	176,780	17,285	9 decile
399,073	32,535	838	304,577	2,189	8,342	364,912	17,957	10 decile

Note : 1) As of the end of the Year 2) Based on the resident place

3) While C.E. is based on estimated contribution S.E. is based on imposed contribution

4) Excluding contributions of the insured recently retired from the company and contributions imposed on the monthly incomes

제 1-8 표  
Table 1-8

시·군·구별 보험료  
Distribution of Contributions by decile

구 분	계 Total			직장 계 I.W. Sub_Total			
	세대수 Households	평균보험료 average Contribution	적용인구 Population under	가입자 Insured	평균보험료 average Contribution	적용인구 Population under	가입자 Insured
금 천 구	151,783	109,843	232,552	98,116	121,105	153,744	95,067
1분위	12,297	32,303	17,088	9,857	37,453	13,491	9,851
2분위	14,173	50,661	18,924	9,904	66,415	13,942	9,852
3분위	16,331	56,437	22,668	10,777	75,510	14,621	10,665
4분위	20,230	59,720	24,612	12,163	86,188	16,412	11,946
5분위	17,394	78,543	24,286	12,079	99,112	16,773	11,772
6분위	15,733	97,941	23,270	11,263	115,344	16,582	10,870
7분위	15,163	122,918	24,687	10,899	138,439	17,598	10,386
8분위	19,702	147,790	31,734	9,556	171,659	17,473	9,047
9분위	11,917	203,013	24,423	6,962	222,394	14,941	6,288
10분위	8,843	376,030	20,860	4,656	386,488	11,911	4,390
영 등 포 구	249,494	154,370	395,966	174,000	166,958	285,760	164,846
1분위	17,878	33,501	25,393	15,856	36,400	22,062	15,816
2분위	18,261	50,949	24,466	12,889	66,306	18,248	12,769
3분위	18,738	58,658	26,386	13,099	75,506	17,866	12,882
4분위	25,640	59,123	30,955	15,198	86,135	20,408	14,797
5분위	21,921	81,851	29,807	16,273	99,286	22,297	15,611
6분위	22,065	100,254	30,884	16,454	115,602	23,501	15,468
7분위	22,963	126,935	34,995	18,045	138,719	27,543	16,599
8분위	35,258	151,797	53,409	19,805	172,125	32,984	18,112
9분위	30,023	211,337	57,146	21,046	225,372	41,247	18,823
10분위	36,747	428,655	82,525	25,335	440,012	59,604	23,969
동 작 구	225,805	144,272	369,740	155,965	155,903	264,955	146,280
1분위	18,872	32,790	26,614	16,053	36,695	22,367	16,030
2분위	18,409	51,019	24,928	13,010	66,269	18,642	12,912
3분위	18,112	60,515	25,780	13,266	75,508	18,295	13,031
4분위	25,149	59,026	30,794	14,849	86,226	20,378	14,425
5분위	20,715	80,872	29,024	15,087	99,211	21,393	14,383
6분위	23,259	94,730	32,406	14,804	115,531	21,873	13,885
7분위	20,611	124,540	32,631	15,318	138,718	24,130	14,056
8분위	23,085	157,353	39,090	16,049	172,087	28,511	14,476
9분위	25,662	208,933	52,248	16,933	225,081	36,378	14,277
10분위	31,931	407,101	76,225	20,596	421,297	52,988	18,805
관 악 구	312,409	111,762	459,976	203,168	126,212	308,230	194,974
1분위	24,346	33,148	33,571	20,281	37,584	27,565	20,258
2분위	27,608	49,777	35,740	18,831	66,332	25,638	18,735
3분위	32,384	57,430	43,392	21,929	75,548	28,511	21,679
4분위	49,449	53,761	56,903	25,300	86,171	32,574	24,875
5분위	36,094	77,984	47,631	24,827	99,092	32,909	24,097
6분위	34,906	94,765	47,189	22,682	115,341	31,576	21,786
7분위	29,274	123,108	44,283	21,228	138,310	32,011	19,990
8분위	30,099	154,329	48,853	19,208	171,563	32,779	17,892
9분위	25,649	206,155	50,417	16,247	223,676	33,144	14,283
10분위	22,600	378,616	51,997	12,635	384,031	31,523	11,379
서 초 구	243,848	251,894	426,267	183,319	260,941	329,322	170,131
1분위	19,486	33,242	28,451	17,986	35,168	26,036	17,937
2분위	14,959	55,881	21,149	11,918	66,508	17,386	11,864
3분위	12,922	60,979	18,928	9,564	75,516	13,328	9,429
4분위	15,942	65,876	20,334	11,064	86,185	15,380	10,785
5분위	16,640	82,995	23,168	12,531	99,656	17,742	12,032
6분위	17,349	99,956	24,525	12,950	115,511	18,694	12,218
7분위	18,572	126,997	28,304	14,530	138,994	22,207	13,503
8분위	21,883	162,002	35,400	17,180	172,685	28,416	15,486
9분위	30,504	214,521	56,774	22,045	226,456	42,842	18,675
10분위	75,591	562,759	169,234	53,551	597,771	127,291	48,202
강 남 구	337,082	253,776	573,817	248,987	264,577	438,797	230,303
1분위	25,731	32,868	36,669	23,369	35,159	32,983	23,306
2분위	21,086	56,166	29,242	16,919	66,496	24,146	16,838
3분위	18,619	59,361	26,470	13,241	75,519	18,136	13,054
4분위	24,072	63,274	29,816	15,748	86,247	21,380	15,300
5분위	24,252	82,156	32,777	18,011	99,562	24,695	17,207
6분위	25,526	98,375	34,726	18,472	115,424	25,765	17,353
7분위	25,637	125,671	37,298	19,479	138,907	28,698	17,841
8분위	30,100	161,510	47,680	23,308	172,726	38,202	20,826
9분위	40,297	213,936	72,777	28,667	226,305	54,503	23,932
10분위	101,762	586,439	226,362	71,773	618,992	170,289	64,646

주 : 1) 연도말 기준 2) 주민등록주소지 기준  
3) 직장은 산정보험료 기준이며, 지역은 부과보험료 기준.  
4) 직장보험료는 임의계속가입자와 소득월액 대상자를 제외



# 분위별 현황 <계속> of Contribution in each District <Cont'd>

(단위 : 명, 원)  
Unit : Person, Won

근로자 C.E.		공·교 G. & T.			지역 S.E.			Division
평균보험료 average Contribution	적용인구 Population under	가입자 Insured	평균보험료 average Contribution	적용인구 Population under	세대수 Households	평균보험료 average Contribution	적용인구 Population under	
119,747	147,940	3,049	163,440	5,804	53,667	89,253	78,808	Geumcheon-gu
37,452	13,483	6	38,098	8	2,440	11,502	3,597	1 decile
66,418	13,884	52	65,802	58	4,269	14,114	4,982	2 decile
75,504	14,478	112	76,027	143	5,554	19,428	8,047	3 decile
86,170	16,146	217	87,197	266	8,067	19,813	8,200	4 decile
99,115	16,378	307	99,012	395	5,315	31,798	7,513	5 decile
115,304	16,061	393	116,449	521	4,470	54,089	6,688	6 decile
138,430	16,841	513	138,616	757	4,264	83,245	7,089	7 decile
171,586	16,423	509	172,963	1,050	10,146	125,308	14,261	8 decile
221,936	13,107	674	226,667	1,834	4,955	175,782	9,482	9 decile
391,875	11,139	266	297,591	772	4,187	364,401	8,949	10 decile
165,903	268,907	9,154	185,964	16,853	75,494	125,356	110,206	Yeongdeungpo-gu
36,381	22,005	40	43,760	57	2,022	10,769	3,331	1 decile
66,317	18,086	120	65,092	162	5,372	14,104	6,218	2 decile
75,493	17,605	217	76,243	261	5,639	19,523	8,520	3 decile
86,115	19,921	401	86,876	487	10,442	19,808	10,547	4 decile
99,265	21,500	662	99,773	797	5,648	31,616	7,510	5 decile
115,561	22,220	986	116,250	1,281	5,611	55,247	7,383	6 decile
138,647	25,418	1,446	139,548	2,125	4,918	83,699	7,452	7 decile
172,076	29,898	1,693	172,643	3,086	15,453	125,744	20,425	8 decile
225,104	36,033	2,223	227,648	5,214	8,977	178,433	15,899	9 decile
445,873	56,221	1,366	337,163	3,383	11,412	403,443	22,921	10 decile
153,389	246,154	9,685	193,885	18,801	69,840	118,297	104,785	Dongjak-gu
36,687	22,334	23	42,355	33	2,819	10,556	4,247	1 decile
66,270	18,512	98	66,228	130	5,399	14,269	6,286	2 decile
75,490	18,001	235	76,492	294	4,846	19,470	7,485	3 decile
86,210	19,845	424	86,789	533	10,300	19,813	10,416	4 decile
99,187	20,531	704	99,703	862	5,628	31,711	7,631	5 decile
115,486	20,651	919	116,214	1,222	8,455	58,309	10,533	6 decile
138,706	22,197	1,262	138,848	1,933	5,293	83,512	8,501	7 decile
171,973	25,578	1,573	173,139	2,933	7,036	123,745	10,579	8 decile
224,745	29,896	2,656	226,886	6,482	8,729	177,609	15,870	9 decile
430,134	48,609	1,791	328,510	4,379	11,335	381,307	23,237	10 decile
123,881	292,470	8,194	181,662	15,760	109,241	84,889	151,746	Gwanak-gu
37,583	27,537	23	38,291	28	4,065	11,017	6,006	1 decile
66,332	25,515	96	66,243	123	8,777	14,257	10,102	2 decile
75,542	28,223	250	76,066	288	10,455	19,429	14,881	3 decile
86,163	32,039	425	86,633	535	24,149	19,806	24,329	4 decile
99,067	31,999	730	99,914	910	11,267	31,472	14,722	5 decile
115,299	30,391	896	116,361	1,185	12,224	56,586	15,613	6 decile
138,277	30,169	1,238	138,834	1,842	8,046	83,001	12,272	7 decile
171,489	30,215	1,316	172,575	2,564	10,891	123,933	16,074	8 decile
223,198	28,174	1,964	227,150	4,970	9,402	175,877	17,273	9 decile
390,989	28,208	1,256	320,988	3,315	9,965	371,751	20,474	10 decile
261,095	301,419	13,188	258,949	27,903	60,529	224,497	96,945	Seocho-gu
35,159	25,961	49	38,607	75	1,500	10,142	2,415	1 decile
66,510	17,312	54	66,132	74	3,041	14,230	3,763	2 decile
75,510	13,161	135	75,909	167	3,358	19,576	5,600	3 decile
86,168	15,005	279	86,811	375	4,878	19,813	4,954	4 decile
99,649	17,095	499	99,823	647	4,109	32,183	5,426	5 decile
115,474	17,725	732	116,134	969	4,399	54,165	5,831	6 decile
138,939	20,579	1,027	139,725	1,628	4,042	83,871	6,097	7 decile
172,590	25,227	1,694	173,548	3,189	4,703	122,976	6,984	8 decile
226,294	35,198	3,370	227,353	7,644	8,459	183,419	13,932	9 decile
621,854	114,156	5,349	380,744	13,135	22,040	477,690	41,943	10 decile
265,671	399,636	18,684	251,092	39,161	88,095	223,250	135,020	Gangnam-gu
35,151	32,880	63	37,962	103	2,362	10,206	3,686	1 decile
66,498	24,031	81	66,042	115	4,167	14,225	5,096	2 decile
75,509	17,885	187	76,225	251	5,378	19,578	8,334	3 decile
86,225	20,796	448	86,986	584	8,324	19,811	8,436	4 decile
99,547	23,688	804	99,883	1,007	6,241	31,925	8,082	5 decile
115,381	24,242	1,119	116,088	1,523	7,054	53,728	8,961	6 decile
138,874	26,302	1,638	139,265	2,396	6,158	83,805	8,600	7 decile
172,563	33,516	2,482	174,094	4,686	6,792	123,019	9,478	8 decile
225,965	43,841	4,735	228,022	10,662	11,630	183,449	18,274	9 decile
645,772	152,455	7,127	376,081	17,834	29,989	508,529	56,073	10 decile

Note : 1) As of the end of the Year 2) Based on the resident place

3) While C.E. is based on estimated contribution S.E. is based on imposed contribution

4) Excluding contributions of the insured recently retired from the company and contributions imposed on the monthly incomes

제 1-8 표  
Table 1-8

시·군·구별 보험료  
Distribution of Contributions by decile

구 분	계 Total			직장 계 I.W. Sub_Total			
	세대수 Households	평균보험료 average Contribution	적용인구 Population under	가입자 Insured	평균보험료 average Contribution	적용인구 Population under	가입자 Insured
총 파 구	382,976	180,622	658,706	282,088	188,920	497,704	264,334
1분위	30,957	33,775	44,823	27,715	36,478	39,627	27,654
2분위	28,161	54,039	39,770	21,493	66,396	31,750	21,359
3분위	26,669	59,879	38,948	19,201	75,588	26,942	18,847
4분위	32,982	65,062	42,107	22,478	86,204	31,433	21,828
5분위	33,673	80,248	47,436	24,167	99,446	34,509	23,107
6분위	32,124	101,223	47,318	24,648	115,503	36,573	23,183
7분위	34,551	126,155	54,823	26,664	138,733	42,251	24,388
8분위	37,620	161,212	64,898	29,097	172,460	51,278	26,223
9분위	47,695	211,985	93,620	32,909	225,727	67,910	28,094
10분위	78,544	463,124	184,963	53,716	485,311	135,431	49,651
강 동 구	259,515	143,205	454,059	184,531	153,929	333,362	173,171
1분위	22,342	33,266	32,598	19,042	37,146	27,485	19,012
2분위	23,405	50,830	32,875	16,481	66,230	24,674	16,405
3분위	22,194	58,325	33,295	15,381	75,539	22,332	15,129
4분위	26,081	63,530	34,033	17,181	86,171	24,917	16,729
5분위	25,059	79,733	37,353	17,827	99,263	26,775	17,193
6분위	23,233	99,793	35,957	17,292	115,472	26,817	16,312
7분위	23,782	124,321	40,476	17,655	138,592	30,078	16,129
8분위	26,345	158,904	48,836	19,136	172,415	36,896	17,017
9분위	31,273	209,089	67,114	20,882	224,785	47,475	17,336
10분위	35,801	398,908	91,522	23,654	412,487	65,913	21,909
인 천	1,695,535	119,170	2,967,654	1,154,439	132,808	2,089,577	1,086,806
1분위	133,154	31,935	195,783	104,221	37,754	149,520	103,960
2분위	166,617	50,626	233,167	115,726	66,664	172,798	114,418
3분위	179,276	57,045	270,866	120,481	75,425	174,821	118,453
4분위	191,228	63,079	251,570	124,696	86,156	182,892	121,889
5분위	188,239	77,609	289,281	127,760	99,297	196,033	123,346
6분위	183,920	97,052	304,437	128,270	115,496	214,684	121,805
7분위	180,746	121,663	336,983	125,367	138,494	237,429	116,621
8분위	180,364	155,258	365,344	119,695	171,665	260,459	107,160
9분위	162,362	207,778	385,065	107,648	223,990	274,077	87,027
10분위	129,629	392,612	335,158	80,575	401,056	226,864	72,127
중 구	95,550	118,444	162,763	67,188	130,600	118,356	62,248
1분위	6,637	31,723	9,702	5,160	37,587	7,339	5,151
2분위	8,653	48,547	11,599	5,701	66,370	8,202	5,634
3분위	9,522	57,278	13,938	6,426	75,524	8,871	6,287
4분위	11,941	63,495	14,988	7,870	86,089	10,827	7,709
5분위	11,026	80,749	16,155	8,025	99,166	11,528	7,684
6분위	11,304	101,686	17,815	8,733	115,726	13,647	8,103
7분위	10,652	124,534	19,428	7,997	138,246	14,817	7,305
8분위	10,073	157,261	20,376	7,045	171,845	15,450	6,085
9분위	9,028	209,016	21,466	6,251	223,603	16,134	4,803
10분위	6,714	379,165	17,296	3,980	381,711	11,541	3,487
동 구	32,301	101,873	55,335	21,012	116,555	37,050	20,158
1분위	3,040	30,570	4,430	2,178	38,243	2,998	2,174
2분위	3,812	45,425	5,154	2,281	66,459	3,362	2,262
3분위	3,521	57,432	5,364	2,389	75,490	3,529	2,352
4분위	3,592	65,261	4,822	2,463	86,071	3,609	2,409
5분위	4,020	73,409	6,323	2,494	99,163	3,896	2,428
6분위	3,720	95,722	6,480	2,531	115,614	4,426	2,420
7분위	3,539	119,676	6,762	2,330	138,420	4,597	2,198
8분위	3,095	154,383	6,537	2,026	171,261	4,626	1,875
9분위	2,445	204,875	5,746	1,550	222,323	3,951	1,330
10분위	1,517	352,272	3,717	770	347,794	2,056	710
미 추 홀 구	230,436	102,342	385,805	144,990	118,016	251,400	138,232
1분위	19,136	31,650	28,123	14,494	38,057	20,447	14,471
2분위	24,809	47,420	34,016	15,778	66,481	23,453	15,619
3분위	28,084	53,689	42,687	17,178	75,425	25,005	16,904
4분위	28,944	58,242	37,267	16,762	86,160	24,705	16,383
5분위	26,939	74,333	42,074	17,004	99,231	26,570	16,464
6분위	26,898	93,509	43,933	17,029	115,449	28,742	16,267
7분위	24,090	120,205	44,906	16,118	138,520	30,668	15,071
8분위	22,747	153,890	45,226	14,579	171,372	31,055	13,316
9분위	17,575	203,468	40,217	10,493	222,362	25,900	8,837
10분위	11,214	367,199	27,356	5,555	369,599	14,855	4,900

주 : 1) 연도말 기준 2) 주민등록주소지 기준  
3) 직장은 산정보험료 기준이며, 지역은 부과보험료 기준.  
4) 직장보험료는 임의계속가입자와 소득월액 대상자를 제외

# 분위별 현황 <계속>

## of Contribution in each District <Cont'd>

(단위 : 명, 원)

Unit : Person, Won

근로자 C.E.		공·교 G. & T.			지역 S.E.			Division
평균보험료 average Contribution	적용인구 Population under	가입자 Insured	평균보험료 average Contribution	적용인구 Population under	세대수 Households	평균보험료 average Contribution	적용인구 Population under	
187,762	462,304	17,754	206,156	35,400	100,888	157,421	161,002	Songpa-gu
36,466	39,552	61	42,129	75	3,242	10,670	5,196	1 decile
66,399	31,571	134	65,932	179	6,668	14,208	8,020	2 decile
75,575	26,506	354	76,295	436	7,468	19,490	12,006	3 decile
86,179	30,583	650	87,064	850	10,504	19,819	10,674	4 decile
99,422	33,151	1,060	99,986	1,358	9,506	31,441	12,927	5 decile
115,452	34,597	1,465	116,312	1,976	7,476	54,142	10,745	6 decile
138,704	38,801	2,276	139,040	3,450	7,887	83,633	12,572	7 decile
172,365	45,866	2,874	173,322	5,412	8,523	122,812	13,620	8 decile
225,392	56,468	4,815	227,676	11,442	14,786	181,402	25,710	9 decile
497,293	125,209	4,065	338,958	10,222	24,828	415,123	49,532	10 decile
151,544	309,206	11,360	190,292	24,156	74,984	116,815	120,697	Gangdong-gu
37,134	27,442	30	44,394	43	3,300	10,880	5,113	1 decile
66,232	24,567	76	65,790	107	6,924	14,172	8,201	2 decile
75,524	22,004	252	76,461	328	6,813	19,463	10,963	3 decile
86,145	24,343	452	87,141	574	8,900	19,823	9,116	4 decile
99,233	25,954	634	100,072	821	7,232	31,593	10,578	5 decile
115,399	25,490	980	116,693	1,327	5,941	54,156	9,140	6 decile
138,543	27,562	1,526	139,104	2,516	6,127	83,200	10,398	7 decile
172,244	32,449	2,119	173,788	4,447	7,209	123,041	11,940	8 decile
224,224	38,135	3,546	227,529	9,340	10,391	177,544	19,639	9 decile
421,078	61,260	1,745	304,631	4,653	12,147	372,464	25,609	10 decile
<b>129,785</b>	<b>1,944,611</b>	<b>67,633</b>	<b>181,371</b>	<b>144,966</b>	<b>541,096</b>	<b>90,076</b>	<b>878,077</b>	Incheon
37,729	149,143	261	47,946	377	28,933	10,971	46,263	1 decile
66,665	171,176	1,308	66,522	1,622	50,891	14,155	60,369	2 decile
75,414	172,324	2,028	76,016	2,497	58,795	19,381	96,045	3 decile
86,141	179,302	2,807	86,811	3,590	66,532	19,828	68,678	4 decile
99,276	190,228	4,414	99,895	5,805	60,479	31,795	93,248	5 decile
115,465	205,699	6,465	116,080	8,985	55,650	54,538	89,753	6 decile
138,424	222,943	8,746	139,427	14,486	55,379	83,562	99,554	7 decile
171,497	232,798	12,535	173,102	27,661	60,669	122,889	104,885	8 decile
223,349	217,305	20,621	226,693	56,772	54,714	175,882	110,988	9 decile
413,175	203,693	8,448	297,589	23,171	49,054	378,741	108,294	10 decile
126,924	107,597	4,940	176,917	10,759	28,362	89,648	44,407	Jung-gu
37,566	7,329	9	49,593	10	1,477	11,234	2,363	1 decile
66,373	8,112	67	66,069	90	2,952	14,128	3,397	2 decile
75,513	8,693	139	76,032	178	3,096	19,406	5,067	3 decile
86,070	10,620	161	87,014	207	4,071	19,817	4,161	4 decile
99,112	11,115	341	100,387	413	3,001	31,500	4,627	5 decile
115,742	12,797	630	115,517	850	2,571	53,998	4,168	6 decile
138,140	13,652	692	139,368	1,165	2,655	83,233	4,611	7 decile
171,609	13,278	960	173,337	2,172	3,028	123,329	4,926	8 decile
222,805	11,893	1,448	226,249	4,241	2,777	176,181	5,332	9 decile
393,506	10,108	493	298,291	1,433	2,734	375,457	5,755	10 decile
114,554	35,303	854	163,791	1,747	11,289	74,544	18,285	Dong-gu
38,244	2,992	4	37,808	6	862	11,182	1,432	1 decile
66,471	3,337	19	65,097	25	1,531	14,087	1,792	2 decile
75,479	3,482	37	76,213	47	1,132	19,322	1,835	3 decile
86,045	3,539	54	87,245	70	1,129	19,863	1,213	4 decile
99,128	3,801	66	100,447	95	1,526	31,319	2,427	5 decile
115,576	4,260	111	116,446	166	1,189	53,379	2,054	6 decile
138,380	4,379	132	139,095	218	1,209	83,552	2,165	7 decile
171,231	4,300	151	171,633	326	1,069	122,393	1,911	8 decile
221,836	3,342	220	225,268	609	895	174,657	1,795	9 decile
352,442	1,871	60	292,786	185	747	356,888	1,661	10 decile
115,542	237,942	6,758	168,622	13,458	85,446	75,745	134,405	Michuhol-gu
38,038	20,419	23	50,087	28	4,642	11,644	7,676	1 decile
66,482	23,257	159	66,394	196	9,031	14,118	10,563	2 decile
75,415	24,665	274	76,022	340	10,906	19,452	17,682	3 decile
86,141	24,217	379	86,994	488	12,182	19,829	12,562	4 decile
99,217	25,866	540	99,656	704	9,935	31,720	15,504	5 decile
115,420	27,710	762	116,072	1,032	9,869	55,652	15,191	6 decile
138,481	28,990	1,047	139,093	1,678	7,972	83,175	14,238	7 decile
171,310	28,342	1,263	172,025	2,713	8,168	122,685	14,171	8 decile
221,633	21,403	1,656	226,252	4,497	7,082	175,473	14,317	9 decile
379,370	13,073	655	296,498	1,782	5,659	364,844	12,501	10 decile

Note : 1) As of the end of the Year 2) Based on the resident place

3) While C.E. is based on estimated contribution S.E. is based on imposed contribution

4) Excluding contributions of the insured recently retired from the company and contributions imposed on the monthly incomes

제 1-8 표  
Table 1-8

시·군·구별 보험료  
Distribution of Contributions by decile

구 분	계 Total			직장 계 I.W. Sub_Total			
	세대수 Households	평균보험료 average Contribution	적용인구 Population under	가입자 Insured	평균보험료 average Contribution	적용인구 Population under	가입자 Insured
연 수 구	221,658	159,874	413,875	163,715	172,194	318,573	149,430
1분위	14,814	34,128	21,769	13,150	37,087	19,230	13,119
2분위	16,405	55,653	23,941	12,937	66,769	19,854	12,737
3분위	17,321	60,462	26,121	12,678	75,472	18,582	12,441
4분위	18,940	66,189	25,378	13,223	86,235	19,539	12,818
5분위	18,879	81,638	28,555	13,901	99,426	21,403	13,282
6분위	20,832	99,084	33,200	15,061	115,584	24,715	14,132
7분위	21,956	125,013	39,373	16,403	138,891	29,860	14,880
8분위	28,644	155,878	55,652	18,733	172,559	39,457	15,972
9분위	30,653	213,199	71,353	22,858	225,558	55,909	17,765
10분위	33,214	432,576	88,533	24,771	442,156	70,024	22,284
남 동 구	278,377	113,525	482,574	188,612	126,832	337,024	178,463
1분위	22,163	32,510	32,912	17,683	37,910	25,240	17,654
2분위	29,379	49,512	40,539	19,782	66,686	29,244	19,565
3분위	30,914	56,806	46,818	20,633	75,405	29,848	20,312
4분위	33,286	61,908	43,194	21,096	86,225	30,665	20,652
5분위	32,104	77,392	48,642	21,660	99,354	32,722	20,974
6분위	30,144	98,057	50,162	21,611	115,439	36,083	20,728
7분위	29,265	121,763	55,163	20,410	138,455	38,953	19,234
8분위	27,773	155,802	57,761	18,832	171,535	41,986	17,024
9분위	24,823	206,837	59,857	16,065	223,542	41,865	12,775
10분위	18,526	385,709	47,526	10,840	393,308	30,418	9,545
부 평 구	278,790	112,596	479,825	184,929	124,892	328,060	175,571
1분위	21,957	32,416	32,278	17,580	37,688	25,093	17,547
2분위	28,005	50,289	39,116	19,282	66,645	28,826	19,108
3분위	30,544	56,700	46,368	20,325	75,431	29,602	19,961
4분위	32,733	61,972	43,047	20,794	86,171	30,695	20,382
5분위	32,590	76,020	50,086	21,386	99,256	32,831	20,689
6분위	30,192	95,885	50,614	20,573	115,480	34,806	19,587
7분위	29,829	121,108	55,434	20,522	138,291	38,614	19,284
8분위	29,805	153,284	58,651	18,644	171,284	39,792	17,112
9분위	25,008	206,010	58,433	15,805	223,728	39,760	13,056
10분위	18,127	375,394	45,798	10,018	375,094	28,041	8,845
계 양 구	158,389	105,915	270,427	105,995	118,057	184,487	101,798
1분위	13,310	32,408	19,513	10,460	38,114	14,713	10,445
2분위	17,750	49,452	24,663	11,948	66,618	17,890	11,851
3분위	18,892	56,696	28,569	12,575	75,405	18,175	12,368
4분위	19,226	64,418	25,695	12,948	86,037	19,183	12,714
5분위	19,288	76,830	30,182	12,873	99,224	19,996	12,508
6분위	17,519	95,992	29,463	11,982	115,399	20,346	11,506
7분위	16,656	120,695	31,426	11,307	138,341	21,591	10,721
8분위	14,743	155,251	30,513	9,977	171,319	21,753	9,282
9분위	12,485	204,289	29,090	7,476	223,392	18,772	6,385
10분위	8,520	368,977	21,313	4,449	371,543	12,068	4,018
서 구	354,053	124,054	639,959	252,919	135,328	471,365	238,346
1분위	23,805	33,759	35,987	20,244	37,741	29,845	20,132
2분위	33,034	53,506	46,882	24,691	66,816	37,023	24,409
3분위	36,100	58,747	54,939	25,347	75,404	36,866	24,930
4분위	39,478	64,619	52,524	26,670	86,131	39,340	26,037
5분위	39,085	79,954	60,414	27,831	99,358	42,986	26,916
6분위	38,711	99,019	65,303	28,305	115,520	47,879	26,884
7분위	39,452	122,825	74,778	28,156	138,557	54,339	26,072
8분위	39,162	157,426	82,164	27,853	171,635	62,161	24,843
9분위	36,370	209,114	89,835	25,119	224,053	66,644	20,872
10분위	28,856	384,819	77,133	18,703	388,180	54,282	17,251
강 화 군	34,743	105,107	59,402	19,323	118,526	33,641	17,656
1분위	5,638	22,426	7,727	2,657	36,946	3,791	2,653
2분위	3,754	50,553	5,836	2,565	66,892	3,904	2,541
3분위	3,560	55,934	4,972	2,391	75,335	3,600	2,367
4분위	2,475	82,258	3,803	2,327	86,198	3,578	2,283
5분위	3,320	73,523	5,391	2,058	99,113	3,330	1,923
6분위	3,304	88,022	5,510	1,844	115,118	3,108	1,672
7분위	4,042	105,772	7,553	1,518	138,485	2,961	1,339
8분위	3,315	142,984	6,567	1,424	172,149	3,009	1,202
9분위	3,024	198,412	6,944	1,444	224,290	3,723	849
10분위	2,311	387,866	5,099	1,095	405,784	2,637	827

주 : 1) 연도말 기준 2) 주민등록주소지 기준  
3) 직장은 산정보험료 기준이며, 지역은 부과보험료 기준.  
4) 직장보험료는 임의계속가입자와 소득월액 대상자를 제외

# 분위별 현황 <계속> of Contribution in each District <Cont'd>

(단위 : 명, 원)  
Unit : Person, Won

근로자 C.E.		공·교 G. & T.			지역 S.E.			Division
평균보험료 average Contribution	적용인구 Population under	가입자 Insured	평균보험료 average Contribution	적용인구 Population under	세대수 Households	평균보험료 average Contribution	적용인구 Population under	
169,595	286,459	14,285	199,384	32,114	57,943	125,064	95,302	Yeonsu-gu
37,076	19,177	31	41,848	53	1,664	10,741	2,539	1 decile
66,775	19,603	200	66,381	251	3,468	14,187	4,087	2 decile
75,460	18,288	237	76,120	294	4,643	19,475	7,539	3 decile
86,214	19,024	405	86,877	515	5,717	19,823	5,839	4 decile
99,407	20,586	619	99,829	817	4,978	31,965	7,152	5 decile
115,545	23,376	929	116,175	1,339	5,771	56,022	8,485	6 decile
138,773	27,360	1,523	140,044	2,500	5,553	84,018	9,513	7 decile
172,350	33,567	2,761	173,767	5,890	9,911	124,349	16,195	8 decile
225,126	42,334	5,093	227,065	13,575	7,795	176,957	15,444	9 decile
457,344	63,144	2,487	306,062	6,880	8,443	404,471	18,509	10 decile
123,653	315,030	10,149	182,732	21,994	89,765	85,565	145,550	Namdong-gu
37,893	25,201	29	48,567	39	4,480	11,195	7,672	1 decile
66,686	28,989	217	66,631	255	9,597	14,114	11,295	2 decile
75,396	29,448	321	75,996	400	10,281	19,478	16,970	3 decile
86,213	30,114	444	86,770	551	12,190	19,825	12,529	4 decile
99,328	31,857	686	100,151	865	10,444	31,845	15,920	5 decile
115,417	34,883	883	115,957	1,200	8,533	54,034	14,079	6 decile
138,400	37,082	1,176	139,353	1,871	8,855	83,287	16,210	7 decile
171,290	37,940	1,808	173,837	4,046	8,941	122,666	15,775	8 decile
222,637	32,675	3,290	227,054	9,190	8,758	176,195	17,992	9 decile
406,912	26,841	1,295	293,032	3,577	7,686	374,993	17,108	10 decile
122,073	308,810	9,358	177,791	19,250	93,861	88,371	151,765	Bupyeong-gu
37,664	25,054	33	50,365	39	4,377	11,242	7,185	1 decile
66,643	28,618	174	66,874	208	8,723	14,134	10,290	2 decile
75,417	29,181	364	76,184	421	10,219	19,445	16,766	3 decile
86,158	30,179	412	86,807	516	11,939	19,826	12,352	4 decile
99,238	31,886	697	99,790	945	11,204	31,667	17,255	5 decile
115,456	33,453	986	115,966	1,353	9,619	53,974	15,808	6 decile
138,256	36,566	1,238	138,830	2,048	9,307	83,221	16,820	7 decile
171,180	36,458	1,532	172,448	3,334	11,161	123,216	18,859	8 decile
223,035	32,434	2,749	227,022	7,326	9,203	175,581	18,673	9 decile
386,067	24,981	1,173	292,354	3,060	8,109	375,765	17,757	10 decile
115,970	176,019	4,197	168,661	8,468	52,394	81,351	85,940	Gyeyang-gu
38,095	14,686	15	50,743	27	2,850	11,469	4,800	1 decile
66,620	17,770	97	66,417	120	5,802	14,104	6,773	2 decile
75,403	17,916	207	75,542	259	6,317	19,453	10,394	3 decile
86,026	18,881	234	86,642	302	6,278	19,831	6,512	4 decile
99,198	19,502	365	100,110	494	6,415	31,891	10,186	5 decile
115,376	19,678	476	115,948	668	5,537	53,994	9,117	6 decile
138,312	20,658	586	138,876	933	5,349	83,393	9,835	7 decile
171,204	20,224	695	172,864	1,529	4,766	121,613	8,760	8 decile
222,992	15,821	1,091	225,732	2,951	5,009	175,778	10,318	9 decile
380,230	10,883	431	290,558	1,185	4,071	366,173	9,245	10 decile
132,836	439,937	14,573	176,096	31,428	101,134	95,859	168,594	Seo-gu
37,680	29,684	112	48,630	161	3,561	11,122	6,142	1 decile
66,819	36,679	282	66,613	344	8,343	14,116	9,859	2 decile
75,394	36,349	417	76,023	517	10,753	19,483	18,073	3 decile
86,119	38,508	633	86,609	832	12,808	19,825	13,184	4 decile
99,342	41,738	915	99,836	1,248	11,254	31,970	17,428	5 decile
115,483	45,893	1,421	116,221	1,986	10,406	54,136	17,424	6 decile
138,466	50,751	2,084	139,693	3,588	11,296	83,610	20,439	7 decile
171,499	55,356	3,010	172,757	6,805	11,309	122,429	20,003	8 decile
223,685	54,655	4,247	225,865	11,989	11,251	175,760	23,191	9 decile
396,007	50,324	1,452	295,199	3,958	10,153	378,627	22,851	10 decile
111,594	29,707	1,667	191,941	3,934	15,420	88,292	25,761	Ganghwa-gun
36,950	3,778	4	34,210	13	2,981	9,484	3,936	1 decile
66,891	3,858	24	67,088	46	1,189	15,305	1,932	2 decile
75,326	3,570	24	76,212	30	1,169	16,253	1,372	3 decile
86,179	3,521	44	87,185	57	148	20,310	225	4 decile
99,118	3,167	135	99,045	163	1,262	31,793	2,061	5 decile
114,917	2,844	172	117,067	264	1,460	53,800	2,402	6 decile
138,344	2,634	179	139,541	327	2,524	86,098	4,592	7 decile
171,575	2,459	222	175,254	550	1,891	121,023	3,558	8 decile
220,867	1,995	595	229,174	1,728	1,580	174,762	3,221	9 decile
441,994	1,881	268	294,047	756	1,216	371,731	2,462	10 decile

Note : 1) As of the end of the Year 2) Based on the resident place

3) While C.E. is based on estimated contribution S.E. is based on imposed contribution

4) Excluding contributions of the insured recently retired from the company and contributions imposed on the monthly incomes

제 1-8 표  
Table 1-8

시·군·구별 보험료  
Distribution of Contributions by decile

구 분	계 Total			직장 계 I.W. Sub_Total			
	세대수 Households	평균보험료 average Contribution	적용인구 Population under	가입자 Insured	평균보험료 average Contribution	적용인구 Population under	가입자 Insured
용 진 군	11,238	96,683	17,689	5,756	129,169	9,621	4,904
1분위	2,654	16,518	3,342	615	39,819	824	614
2분위	1,016	53,505	1,421	761	66,379	1,040	692
3분위	818	55,170	1,090	539	75,135	743	531
4분위	613	78,573	852	543	86,079	751	502
5분위	988	67,693	1,459	528	99,292	771	478
6분위	1,296	83,689	1,957	601	115,424	932	506
7분위	1,265	110,799	2,160	606	138,784	1,029	517
8분위	1,007	150,873	1,897	582	172,111	1,170	449
9분위	951	203,996	2,124	587	223,994	1,419	355
10분위	630	370,786	1,387	394	364,723	942	260
<b>경 기</b>	<b>7,801,341</b>	<b>133,805</b>	<b>13,867,877</b>	<b>5,456,292</b>	<b>146,357</b>	<b>10,039,348</b>	<b>5,161,146</b>
1분위	654,716	31,207	955,807	504,155	37,458	732,651	503,376
2분위	712,318	52,541	1,022,240	518,951	66,744	775,168	514,459
3분위	740,608	58,216	1,094,030	515,790	75,420	747,120	506,811
4분위	767,795	66,678	1,026,515	541,953	86,198	792,673	528,677
5분위	784,086	79,632	1,193,831	555,742	99,275	845,222	534,133
6분위	786,912	98,233	1,272,129	563,317	115,449	922,733	534,653
7분위	820,354	121,913	1,474,781	563,483	138,686	1,033,543	522,347
8분위	856,284	155,161	1,675,003	563,593	171,792	1,182,218	511,063
9분위	823,795	208,723	1,904,502	550,645	224,662	1,360,275	463,896
10분위	854,473	406,256	2,249,039	578,663	415,690	1,647,745	541,731
수원시장안구	151,132	129,774	269,681	104,952	144,417	196,952	97,627
1분위	12,418	33,290	18,087	10,268	37,960	14,658	10,250
2분위	13,546	50,572	18,828	9,457	66,340	13,989	9,337
3분위	14,882	57,089	21,942	9,990	75,518	14,159	9,745
4분위	15,952	62,124	20,681	10,176	86,133	14,757	9,841
5분위	14,813	78,437	22,258	10,244	99,247	15,514	9,736
6분위	15,960	95,812	25,020	10,637	115,346	17,507	9,994
7분위	14,972	123,025	26,944	10,729	138,752	19,597	9,839
8분위	16,028	155,902	31,459	10,760	171,912	22,707	9,526
9분위	16,375	210,212	38,832	11,343	225,015	28,907	9,030
10분위	16,186	383,041	45,630	11,348	385,479	35,157	10,329
수원시권선구	215,019	122,570	372,179	149,235	136,071	267,826	141,291
1분위	16,528	33,774	23,906	13,801	38,250	19,592	13,777
2분위	19,662	52,171	27,401	14,287	66,464	21,100	14,113
3분위	21,985	56,455	32,521	14,521	75,465	20,529	14,262
4분위	24,395	61,634	31,396	15,359	86,232	22,104	14,916
5분위	22,763	78,804	33,997	15,866	99,286	23,773	15,212
6분위	22,770	98,323	36,590	16,416	115,439	26,658	15,562
7분위	23,233	123,002	41,527	16,610	138,754	29,980	15,383
8분위	24,316	154,924	47,196	15,917	171,587	33,693	14,506
9분위	20,689	208,433	48,361	14,081	223,505	34,930	12,057
10분위	18,678	377,790	49,284	12,377	384,215	35,467	11,503
수원시팔달구	123,826	124,535	202,699	81,064	141,791	139,104	76,033
1분위	8,812	33,300	12,679	7,320	37,906	10,260	7,308
2분위	11,202	48,693	15,001	7,418	66,348	10,652	7,328
3분위	12,020	54,607	17,308	7,543	75,440	10,425	7,397
4분위	14,614	55,499	17,814	7,850	86,248	10,950	7,576
5분위	12,345	77,216	17,700	8,343	99,202	11,879	7,898
6분위	12,396	97,414	18,792	8,724	115,349	13,370	8,089
7분위	12,430	123,532	20,909	9,015	138,799	15,315	8,183
8분위	16,233	150,470	27,203	8,806	171,724	16,681	7,967
9분위	12,188	209,613	26,215	8,336	224,807	18,872	7,135
10분위	11,586	381,561	29,078	7,709	390,069	20,700	7,152
수원시영통구	208,816	184,889	389,136	164,966	200,247	320,687	152,669
1분위	12,666	34,761	18,118	11,660	36,863	16,521	11,618
2분위	12,734	57,084	18,064	10,425	66,576	15,345	10,245
3분위	13,414	62,807	19,415	10,382	75,442	14,378	10,091
4분위	17,226	64,808	21,923	11,660	86,287	16,268	11,171
5분위	16,278	83,804	23,205	12,514	99,342	18,103	11,694
6분위	19,561	97,986	28,222	13,563	115,607	20,592	12,483
7분위	19,397	127,728	32,172	15,378	139,248	25,556	13,776
8분위	22,516	161,645	40,715	17,705	172,228	32,981	15,452
9분위	28,335	215,912	60,494	22,299	226,271	49,314	18,578
10분위	46,689	427,635	126,808	39,380	433,555	111,629	37,561

주 : 1) 연도말 기준 2) 주민등록주소지 기준  
3) 직장은 산정보험료 기준이며, 지역은 부과보험료 기준.  
4) 직장보험료는 임의계속가입자와 소득월액 대상자를 제외

# 분위별 현황 <계속>

## of Contribution in each District <Cont'd>

(단위 : 명, 원)

Unit : Person, Won

근로자 C.E.		공·교 G. & T.			지역 S.E.			Division
평균보험료 average Contribution	적용인구 Population under	가입자 Insured	평균보험료 average Contribution	적용인구 Population under	세대수 Households	평균보험료 average Contribution	적용인구 Population under	
120,476	7,807	852	179,204	1,814	5,482	62,573	8,068	Ongjin-gun
39,799	823	1	52,020	1	2,039	9,489	2,518	1 decile
66,376	953	69	66,410	87	255	15,087	381	2 decile
75,123	732	8	75,955	11	279	16,601	347	3 decile
85,985	699	41	87,240	52	70	20,342	101	4 decile
99,327	710	50	98,958	61	460	31,422	688	5 decile
115,010	805	95	117,632	127	695	56,245	1,025	6 decile
138,543	871	89	140,182	158	659	85,064	1,131	7 decile
171,999	874	133	172,491	296	425	121,789	727	8 decile
220,031	753	232	230,059	666	364	171,745	705	9 decile
402,894	587	134	290,661	355	236	380,907	445	10 decile
<b>144,344</b>	<b>9,413,689</b>	<b>295,146</b>	<b>181,557</b>	<b>625,659</b>	<b>2,345,049</b>	<b>104,601</b>	<b>3,828,529</b>	<b>Gyeonggi</b>
37,449	731,551	779	43,274	1,100	150,561	10,272	223,156	1 decile
66,746	769,536	4,492	66,562	5,632	193,367	14,423	247,072	2 decile
75,407	736,245	8,979	76,116	10,875	224,818	18,745	346,910	3 decile
86,184	775,504	13,276	86,781	17,169	225,842	19,835	233,842	4 decile
99,249	816,755	21,609	99,923	28,467	228,344	31,825	348,609	5 decile
115,406	881,752	28,664	116,251	40,981	223,595	54,861	349,396	6 decile
138,652	964,531	41,136	139,121	69,012	256,871	85,118	441,238	7 decile
171,648	1,066,699	52,530	173,199	115,519	292,691	123,135	492,785	8 decile
224,241	1,122,730	86,749	226,910	237,545	273,150	176,592	544,227	9 decile
422,948	1,548,386	36,932	309,237	99,359	275,810	386,461	601,294	10 decile
141,379	181,179	7,325	184,907	15,773	46,180	96,493	72,729	Jangan-gu
37,946	14,633	18	45,894	25	2,150	10,990	3,429	1 decile
66,323	13,837	120	67,637	152	4,089	14,104	4,839	2 decile
75,490	13,854	245	76,640	305	4,892	19,454	7,783	3 decile
86,130	14,282	335	86,234	475	5,776	19,824	5,924	4 decile
99,225	14,800	508	99,678	714	4,569	31,778	6,744	5 decile
115,286	16,619	643	116,294	888	5,323	56,776	7,513	6 decile
138,731	18,144	890	138,984	1,453	4,243	83,258	7,347	7 decile
171,650	20,070	1,234	173,930	2,637	5,268	123,202	8,752	8 decile
224,353	22,628	2,313	227,601	6,279	5,032	176,843	9,925	9 decile
393,722	32,312	1,019	301,923	2,845	4,838	377,323	10,473	10 decile
134,013	251,494	7,944	172,665	16,332	65,784	91,942	104,353	Gwonseon-gu
38,244	19,559	24	41,993	33	2,727	11,122	4,314	1 decile
66,455	20,894	174	67,259	206	5,375	14,178	6,301	2 decile
75,448	20,226	259	76,360	303	7,464	19,472	11,992	3 decile
86,220	21,523	443	86,633	581	9,036	19,825	9,292	4 decile
99,269	22,879	654	99,689	894	6,897	31,686	10,224	5 decile
115,389	25,439	854	116,356	1,219	6,354	54,104	9,932	6 decile
138,710	27,990	1,227	139,296	1,990	6,623	83,497	11,547	7 decile
171,451	30,497	1,411	172,984	3,196	8,399	123,345	13,503	8 decile
223,041	29,330	2,024	226,270	5,600	6,608	176,314	13,431	9 decile
390,522	33,157	874	301,204	2,310	6,301	365,171	13,817	10 decile
139,807	129,329	5,031	171,782	9,775	42,762	91,823	63,595	Paldal-gu
37,896	10,242	12	44,383	18	1,492	10,699	2,419	1 decile
66,332	10,538	90	67,633	114	3,784	14,083	4,349	2 decile
75,416	10,257	146	76,634	168	4,477	19,507	6,883	3 decile
86,242	10,615	274	86,417	335	6,764	19,814	6,864	4 decile
99,175	11,296	445	99,684	583	4,002	31,381	5,821	5 decile
115,267	12,508	635	116,395	862	3,672	54,804	5,422	6 decile
138,779	14,025	832	138,995	1,290	3,415	83,231	5,594	7 decile
171,672	14,970	839	172,217	1,711	7,427	125,271	10,522	8 decile
224,411	15,676	1,201	227,157	3,196	3,852	176,732	7,343	9 decile
396,464	19,202	557	307,954	1,498	3,877	364,643	8,378	10 decile
201,124	295,731	12,297	189,360	24,956	43,850	127,110	68,449	Yongtong-gu
36,834	16,454	42	44,902	67	1,006	10,398	1,597	1 decile
66,559	15,121	180	67,564	224	2,309	14,228	2,719	2 decile
75,408	14,047	291	76,628	331	3,032	19,544	5,037	3 decile
86,271	15,617	489	86,644	651	5,566	19,813	5,655	4 decile
99,311	17,013	820	99,783	1,090	3,764	32,146	5,102	5 decile
115,533	19,072	1,080	116,467	1,520	5,998	58,141	7,630	6 decile
139,268	22,991	1,602	139,076	2,565	4,019	83,649	6,616	7 decile
172,062	28,415	2,253	173,365	4,566	4,811	122,697	7,734	8 decile
226,292	40,034	3,721	226,167	9,280	6,036	177,642	11,180	9 decile
438,915	106,967	1,819	322,861	4,662	7,309	395,740	15,179	10 decile

Note : 1) As of the end of the Year 2) Based on the resident place

3) While C.E. is based on estimated contribution S.E. is based on imposed contribution

4) Excluding contributions of the insured recently retired from the company and contributions imposed on the monthly incomes

제 1-8 표  
Table 1-8

시·군·구별 보험료  
Distribution of Contributions by decile

구 분	계 Total			직장 계 I.W. Sub_Total			
	세대수 Households	평균보험료 average Contribution	적용인구 Population under	가입자 Insured	평균보험료 average Contribution	적용인구 Population under	가입자 Insured
성남시수정구	143,466	124,308	232,654	94,627	139,728	160,576	90,226
1분위	11,979	32,924	17,041	9,806	37,747	13,477	9,800
2분위	14,146	48,471	19,097	9,348	66,105	13,565	9,303
3분위	14,373	54,671	20,877	9,036	75,449	12,685	8,899
4분위	16,724	58,846	20,908	9,835	86,188	13,923	9,644
5분위	14,651	79,002	21,355	10,263	99,280	15,051	9,886
6분위	15,984	93,900	23,553	9,990	115,481	15,661	9,527
7분위	13,192	123,283	22,110	9,575	138,531	16,163	8,888
8분위	15,383	153,443	26,810	9,421	171,875	18,093	8,654
9분위	13,464	207,267	28,368	8,795	224,106	19,647	7,585
10분위	13,570	408,859	32,535	8,558	422,441	22,311	8,040
성남시중원구	125,261	112,291	205,275	87,030	123,344	145,124	83,600
1분위	10,516	33,930	15,257	8,742	38,524	12,187	8,734
2분위	13,185	50,459	17,900	9,167	66,394	13,211	9,110
3분위	14,026	57,058	20,714	9,418	75,442	13,473	9,293
4분위	15,218	63,242	19,632	9,954	86,203	14,230	9,792
5분위	14,036	79,610	20,997	9,982	99,141	14,874	9,685
6분위	13,253	100,399	20,776	10,011	115,428	15,741	9,554
7분위	13,061	123,054	22,574	9,373	138,564	16,395	8,751
8분위	12,833	156,567	24,299	8,927	171,514	17,569	8,314
9분위	11,132	204,907	23,984	6,918	223,235	15,887	6,092
10분위	8,001	366,878	19,142	4,538	374,901	11,557	4,275
성남시분당구	262,972	220,708	489,394	205,635	228,037	394,149	191,344
1분위	19,340	33,297	28,605	17,539	35,691	25,806	17,504
2분위	15,599	56,793	22,726	12,723	66,406	19,146	12,631
3분위	14,136	63,021	21,295	10,984	75,498	15,788	10,744
4분위	16,753	69,738	22,229	12,585	86,269	17,965	12,216
5분위	19,023	84,652	26,867	14,896	99,296	21,332	14,222
6분위	18,770	104,373	27,730	15,318	115,588	22,884	14,281
7분위	21,251	128,050	33,747	16,994	139,015	27,131	15,391
8분위	26,978	163,064	46,019	21,756	172,804	37,940	19,330
9분위	38,478	213,588	77,039	27,849	226,462	58,574	23,517
10분위	72,644	489,273	183,137	54,991	506,049	147,583	51,508
의 정 부 시	252,659	106,982	442,353	163,213	119,449	294,794	152,458
1분위	23,023	32,172	34,169	18,143	37,924	26,646	18,128
2분위	27,509	49,579	39,247	18,557	66,677	28,749	18,309
3분위	28,830	57,288	44,309	19,482	75,455	29,069	19,125
4분위	30,104	62,259	40,592	19,259	86,151	29,383	18,772
5분위	29,203	73,948	46,657	18,247	99,243	29,322	17,342
6분위	27,948	93,072	47,861	17,656	115,346	31,030	16,428
7분위	25,845	118,430	49,812	16,470	138,466	32,320	14,796
8분위	23,512	153,881	49,444	15,151	171,582	33,654	13,199
9분위	21,771	203,418	52,605	12,653	223,337	33,579	9,751
10분위	14,914	370,880	37,657	7,595	380,183	21,042	6,608
안양시만안구	132,106	121,566	224,701	91,090	131,687	158,875	86,591
1분위	11,172	33,426	15,894	9,303	37,901	13,066	9,296
2분위	12,986	50,654	17,806	9,055	66,519	13,269	8,959
3분위	13,304	58,921	19,418	9,383	75,417	13,294	9,239
4분위	14,165	64,992	18,449	9,640	86,192	13,801	9,440
5분위	13,711	79,316	20,559	9,645	99,342	14,605	9,237
6분위	13,467	98,311	21,418	9,676	115,353	15,555	9,160
7분위	13,714	122,290	24,459	9,617	138,796	17,383	8,922
8분위	14,979	154,295	28,232	9,650	171,564	19,428	8,885
9분위	13,589	206,278	30,462	8,533	223,898	20,257	7,318
10분위	11,019	373,994	28,004	6,588	383,535	18,217	6,135
안양시동안구	174,479	157,134	322,219	135,083	163,496	256,872	124,435
1분위	13,244	34,424	19,146	12,081	36,782	17,319	12,060
2분위	13,187	56,685	18,968	10,701	66,553	15,979	10,546
3분위	12,893	64,395	19,203	10,331	75,532	14,919	10,110
4분위	14,190	70,807	19,019	10,892	86,241	15,621	10,540
5분위	15,050	83,979	22,070	11,595	99,459	17,302	11,003
6분위	15,670	102,523	24,308	12,348	115,608	19,407	11,425
7분위	17,740	126,558	30,369	13,734	138,975	23,901	12,432
8분위	20,778	160,564	40,037	15,865	172,403	31,729	13,872
9분위	25,058	212,190	57,266	18,240	225,445	44,420	14,631
10분위	26,669	397,818	71,833	19,296	407,993	56,275	17,816

주 : 1) 연도말 기준 2) 주민등록주소지 기준  
3) 직장은 산정보험료 기준이며, 지역은 부과보험료 기준.  
4) 직장보험료는 임의계속가입자와 소득월액 대상자를 제외



# 분위별 현황 <계속> of Contribution in each District <Cont'd>

(단위 : 명, 원)  
Unit : Person, Won

근로자 C.E.		공·교 G. & T.			지역 S.E.			Division
평균보험료 average Contribution	적용인구 Population under	가입자 Insured	평균보험료 average Contribution	적용인구 Population under	세대수 Households	평균보험료 average Contribution	적용인구 Population under	
137,822	151,599	4,401	178,803	8,977	48,839	94,432	72,078	Sujeong-gu
37,739	13,471	6	51,393	6	2,173	11,161	3,564	1 decile
66,102	13,516	45	66,766	49	4,798	14,115	5,532	2 decile
75,437	12,524	137	76,218	161	5,337	19,491	8,192	3 decile
86,168	13,667	191	87,176	256	6,889	19,813	6,985	4 decile
99,267	14,558	377	99,623	493	4,388	31,576	6,304	5 decile
115,440	14,980	463	116,338	681	5,994	57,931	7,892	6 decile
138,510	15,070	687	138,805	1,093	3,617	82,919	5,947	7 decile
171,762	16,475	767	173,154	1,618	5,962	124,318	8,717	8 decile
223,458	16,394	1,210	228,172	3,253	4,669	175,547	8,721	9 decile
429,655	20,944	518	310,479	1,367	5,012	385,666	10,224	10 decile
121,614	138,438	3,430	165,529	6,686	38,231	87,128	60,151	Jungwon-gu
38,518	12,178	8	45,603	9	1,774	11,291	3,070	1 decile
66,396	13,139	57	66,095	72	4,018	14,103	4,689	2 decile
75,436	13,327	125	75,892	146	4,608	19,484	7,241	3 decile
86,194	14,025	162	86,745	205	5,264	19,825	5,402	4 decile
99,135	14,476	297	99,348	398	4,054	31,519	6,123	5 decile
115,406	15,088	457	115,889	653	3,242	53,991	5,035	6 decile
138,501	15,365	622	139,445	1,030	3,688	83,637	6,179	7 decile
171,453	16,260	613	172,341	1,309	3,906	122,406	6,730	8 decile
222,663	13,709	826	227,454	2,178	4,214	174,817	8,097	9 decile
379,867	10,871	263	294,177	686	3,463	356,364	7,585	10 decile
228,937	364,329	14,291	215,984	29,820	57,337	194,424	95,245	Bundang-gu
35,690	25,752	35	36,027	54	1,801	9,988	2,799	1 decile
66,405	19,024	92	66,542	122	2,876	14,265	3,580	2 decile
75,484	15,498	240	76,129	290	3,152	19,539	5,507	3 decile
86,242	17,507	369	87,164	458	4,168	19,825	4,264	4 decile
99,262	20,439	674	100,017	893	4,127	31,797	5,535	5 decile
115,545	21,415	1,037	116,184	1,469	3,452	54,607	4,846	6 decile
138,967	24,579	1,603	139,472	2,552	4,257	84,278	6,616	7 decile
172,739	33,288	2,426	173,325	4,652	5,222	122,485	8,079	8 decile
226,316	48,291	4,332	227,254	10,283	10,629	179,857	18,465	9 decile
516,730	138,536	3,483	348,090	9,047	17,653	437,015	35,554	10 decile
115,827	271,908	10,755	170,783	22,886	89,446	84,233	147,559	Uijeongbu-si
37,914	26,628	15	49,448	18	4,880	10,786	7,523	1 decile
66,665	28,429	248	67,597	320	8,952	14,135	10,498	2 decile
75,448	28,636	357	75,787	433	9,348	19,428	15,240	3 decile
86,133	28,756	487	86,867	627	10,845	19,830	11,209	4 decile
99,206	28,133	905	99,955	1,189	10,956	31,819	17,335	5 decile
115,286	29,299	1,228	116,157	1,731	10,292	54,859	16,831	6 decile
138,444	29,448	1,674	138,655	2,872	9,375	83,231	17,492	7 decile
171,360	29,198	1,952	173,087	4,456	8,361	121,805	15,790	8 decile
222,417	25,107	2,902	226,426	8,472	9,118	175,777	19,026	9 decile
393,120	18,274	987	293,562	2,768	7,319	361,227	16,615	10 decile
129,585	149,732	4,499	172,158	9,143	41,016	99,088	65,826	Manan-gu
37,896	13,055	7	44,477	11	1,869	11,149	2,828	1 decile
66,510	13,139	96	67,408	130	3,931	14,109	4,537	2 decile
75,407	13,121	144	76,036	173	3,921	19,445	6,124	3 decile
86,175	13,558	200	86,985	243	4,525	19,829	4,648	4 decile
99,316	14,064	408	99,924	541	4,066	31,812	5,954	5 decile
115,324	14,837	516	115,851	718	3,791	54,814	5,863	6 decile
138,781	16,262	695	138,987	1,121	4,097	83,544	7,076	7 decile
171,531	17,729	765	171,951	1,699	5,329	123,023	8,804	8 decile
223,079	16,934	1,215	228,830	3,323	5,056	176,540	10,205	9 decile
390,226	17,033	453	292,922	1,184	4,431	359,809	9,787	10 decile
161,184	234,452	10,648	190,518	22,420	39,396	135,321	65,347	Dongan-gu
36,771	17,289	21	43,085	30	1,163	9,931	1,827	1 decile
66,536	15,798	155	67,720	181	2,486	14,207	2,989	2 decile
75,515	14,657	221	76,307	262	2,562	19,486	4,284	3 decile
86,214	15,189	352	87,062	432	3,298	19,831	3,398	4 decile
99,428	16,551	592	100,047	751	3,455	32,027	4,768	5 decile
115,549	18,115	923	116,333	1,292	3,322	53,888	4,901	6 decile
138,961	21,788	1,302	139,100	2,113	4,006	83,991	6,468	7 decile
172,263	27,674	1,993	173,372	4,055	4,913	122,337	8,308	8 decile
224,900	35,090	3,609	227,653	9,330	6,818	176,731	12,846	9 decile
416,354	52,301	1,480	307,350	3,974	7,373	371,188	15,558	10 decile

Note : 1) As of the end of the Year 2) Based on the resident place

3) While C.E. is based on estimated contribution S.E. is based on imposed contribution

4) Excluding contributions of the insured recently retired from the company and contributions imposed on the monthly incomes

제 1-8 표  
Table 1-8

시·군·구별 보험료  
Distribution of Contributions by decile

구 분	계 Total			직장 계 I.W. Sub_Total			
	세대수 Households	평균보험료 average Contribution	적용인구 Population under	가입자 Insured	평균보험료 average Contribution	적용인구 Population under	가입자 Insured
부 천 시	455,240	117,933	784,050	305,567	129,566	541,340	289,223
1분위	37,899	32,624	55,945	30,927	37,467	44,176	30,887
2분위	46,661	50,826	65,836	32,519	66,776	48,993	32,347
3분위	48,052	57,712	73,198	32,873	75,378	47,933	32,237
4분위	51,994	62,957	68,701	33,802	86,170	49,893	33,115
5분위	49,914	77,314	76,870	33,699	99,235	51,911	32,434
6분위	47,533	96,510	77,958	32,693	115,451	54,733	31,058
7분위	46,413	121,455	85,715	32,085	138,454	59,954	29,729
8분위	50,116	152,764	96,440	30,414	171,657	63,916	27,425
9분위	42,170	205,865	96,850	26,446	223,603	65,123	21,700
10분위	34,488	394,698	86,537	20,109	406,537	54,708	18,291
광 명 시	154,953	140,044	283,644	115,227	147,448	217,370	108,457
1분위	13,766	33,688	19,966	12,198	36,649	17,434	12,188
2분위	13,420	54,561	19,383	10,409	66,252	15,782	10,310
3분위	13,307	62,008	20,282	10,122	75,399	15,032	9,970
4분위	14,146	68,993	19,220	10,481	86,184	15,438	10,191
5분위	14,506	81,129	22,454	10,619	99,214	16,607	10,194
6분위	13,942	101,315	23,098	10,731	115,420	18,035	10,143
7분위	15,758	124,640	28,551	11,659	138,902	21,599	10,613
8분위	18,305	157,957	35,877	13,058	172,061	27,060	11,736
9분위	19,447	209,971	45,223	13,393	224,903	33,392	11,277
10분위	18,356	390,879	49,590	12,557	399,485	36,991	11,835
평 택 시	352,588	127,009	606,386	245,148	142,719	436,207	234,794
1분위	25,544	29,580	35,973	18,010	37,653	25,112	17,976
2분위	30,297	50,238	42,571	20,680	66,791	29,583	20,534
3분위	33,252	53,617	47,535	20,578	75,400	28,801	20,191
4분위	33,184	64,479	42,756	22,264	86,377	31,457	21,667
5분위	35,762	79,395	52,387	25,181	99,323	36,219	24,200
6분위	37,764	99,685	58,825	27,897	115,770	42,991	26,743
7분위	43,268	123,112	73,780	30,118	138,868	52,098	28,606
8분위	43,823	157,402	83,268	30,972	171,612	62,085	29,101
9분위	37,776	210,101	86,440	27,245	223,488	65,706	24,608
10분위	31,918	370,206	82,851	22,203	366,444	62,155	21,168
동 두 천 시	47,100	89,544	77,716	27,735	105,675	47,001	26,239
1분위	5,991	27,712	8,780	3,908	36,678	5,558	3,904
2분위	6,781	41,494	9,220	3,502	67,108	5,379	3,463
3분위	6,298	54,040	9,836	3,904	75,275	5,743	3,854
4분위	5,589	60,858	7,556	3,460	86,098	5,328	3,368
5분위	5,578	71,740	9,134	3,304	99,458	5,431	3,134
6분위	4,821	93,026	8,288	3,059	115,337	5,282	2,865
7분위	4,071	118,344	7,727	2,598	138,274	5,047	2,393
8분위	3,373	149,718	6,685	1,904	170,693	4,062	1,671
9분위	2,794	198,561	6,224	1,348	222,586	3,281	949
10분위	1,804	387,721	4,266	748	394,486	1,890	638
안산시상록구	198,569	110,087	337,141	124,005	124,715	218,292	119,840
1분위	14,887	32,042	22,244	11,596	37,970	16,632	11,585
2분위	19,582	49,262	27,632	13,065	66,789	19,884	12,943
3분위	23,533	51,928	36,226	13,652	75,407	19,784	13,487
4분위	24,302	58,516	30,999	14,182	86,128	20,628	13,965
5분위	21,826	76,024	34,086	14,340	99,252	22,094	13,940
6분위	22,470	93,831	35,806	14,226	115,393	23,630	13,784
7분위	20,084	121,763	37,686	13,994	138,561	26,441	13,387
8분위	22,928	150,516	44,278	12,705	171,341	27,630	12,043
9분위	16,519	204,241	37,961	9,901	222,723	24,655	8,821
10분위	12,438	380,770	30,223	6,344	396,520	16,914	5,885
안산시단원구	204,681	117,701	339,445	133,189	127,527	230,021	128,880
1분위	12,608	33,188	18,412	10,268	38,236	14,583	10,255
2분위	17,011	52,304	23,529	12,277	67,019	17,953	12,156
3분위	20,465	55,411	30,158	13,149	75,416	18,529	12,959
4분위	23,632	61,547	30,163	14,829	86,320	21,189	14,601
5분위	21,777	81,657	32,402	16,087	99,350	23,690	15,668
6분위	22,800	101,507	36,301	17,530	115,542	28,235	17,004
7분위	22,449	125,644	40,463	17,193	138,400	31,364	16,537
8분위	34,547	144,973	59,006	14,487	171,113	30,483	13,791
9분위	17,051	205,562	38,980	10,789	222,481	26,522	9,689
10분위	12,341	386,358	30,031	6,580	397,526	17,473	6,220

주 : 1) 연도말 기준 2) 주민등록주소지 기준  
3) 직장은 산정보험료 기준이며, 지역은 부과보험료 기준.  
4) 직장보험료는 임의계속가입자와 소득월액 대상자를 제외

## 분위별 현황 <계속>

### of Contribution in each District <Cont'd>

(단위 : 명, 원)

Unit : Person, Won

근로자 C.E.		공·교 G. & T.			지역 S.E.			Division
평균보험료 average Contribution	적용인구 Population under	가입자 Insured	평균보험료 average Contribution	적용인구 Population under	세대수 Households	평균보험료 average Contribution	적용인구 Population under	
126,819	507,173	16,344	178,177	34,167	149,673	94,184	242,710	Bucheon-si
37,463	44,125	40	41,034	51	6,972	11,137	11,769	1 decile
66,777	48,768	172	66,482	225	14,142	14,149	16,843	2 decile
75,375	47,153	636	75,527	780	15,179	19,454	25,265	3 decile
86,151	49,063	687	87,052	830	18,192	19,827	18,808	4 decile
99,209	50,249	1,265	99,915	1,662	16,215	31,755	24,959	5 decile
115,418	52,439	1,635	116,091	2,294	14,840	54,783	23,225	6 decile
138,395	55,966	2,356	139,197	3,988	14,328	83,390	25,761	7 decile
171,507	57,338	2,989	173,031	6,578	19,702	123,599	32,524	8 decile
222,883	52,231	4,746	226,899	12,892	15,724	176,031	31,727	9 decile
416,710	49,841	1,818	304,185	4,867	14,379	378,142	31,829	10 decile
145,348	202,977	6,770	181,087	14,393	39,726	118,569	66,274	Gwangmyeong-si
36,641	17,424	10	45,775	10	1,568	10,657	2,532	1 decile
66,254	15,652	99	66,056	130	3,011	14,146	3,601	2 decile
75,389	14,853	152	76,058	179	3,185	19,452	5,250	3 decile
86,161	15,071	290	86,991	367	3,665	19,828	3,782	4 decile
99,198	16,045	425	99,607	562	3,887	31,721	5,847	5 decile
115,355	17,197	588	116,541	838	3,211	54,177	5,063	6 decile
138,839	19,836	1,046	139,544	1,763	4,099	84,076	6,952	7 decile
171,902	24,338	1,322	173,473	2,722	5,247	122,857	8,817	8 decile
224,585	27,531	2,116	226,601	5,861	6,054	176,936	11,831	9 decile
405,560	35,030	722	299,911	1,961	5,799	372,244	12,599	10 decile
141,524	415,542	10,354	169,832	20,665	107,440	91,161	170,179	Pyeongtaek-si
37,639	25,068	34	44,738	44	7,534	10,281	10,861	1 decile
66,801	29,406	146	65,281	177	9,617	14,643	12,988	2 decile
75,386	28,349	387	76,159	452	12,674	18,250	18,734	3 decile
86,370	30,741	597	86,628	716	10,920	19,833	11,299	4 decile
99,280	34,994	981	100,376	1,225	10,581	31,969	16,168	5 decile
115,756	41,422	1,154	116,072	1,569	9,867	54,210	15,834	6 decile
138,881	49,626	1,512	138,619	2,472	13,150	87,027	21,682	7 decile
171,517	58,004	1,871	173,086	4,081	12,851	123,157	21,183	8 decile
223,262	58,447	2,637	225,596	7,259	10,531	175,467	20,734	9 decile
369,931	59,485	1,035	295,119	2,670	9,715	378,804	20,696	10 decile
102,383	43,956	1,496	163,422	3,045	19,365	66,441	30,715	Dongducheon-si
36,668	5,554	4	47,090	4	2,083	10,890	3,222	1 decile
67,105	5,323	39	67,367	56	3,279	14,139	3,841	2 decile
75,271	5,681	50	75,534	62	2,394	19,413	4,093	3 decile
86,057	5,223	92	87,572	105	2,129	19,840	2,228	4 decile
99,380	5,206	170	100,899	225	2,274	31,468	3,703	5 decile
115,294	5,003	194	115,974	279	1,762	54,292	3,006	6 decile
138,247	4,686	205	138,584	361	1,473	83,193	2,680	7 decile
170,379	3,534	233	172,947	528	1,469	122,532	2,623	8 decile
221,359	2,146	399	225,505	1,135	1,446	176,165	2,943	9 decile
413,135	1,600	110	286,322	290	1,056	382,930	2,376	10 decile
123,109	209,866	4,165	170,931	8,426	74,564	85,758	118,849	Sangnok-gu
37,964	16,620	11	44,924	12	3,291	11,153	5,612	1 decile
66,796	19,741	122	66,136	143	6,517	14,123	7,748	2 decile
75,398	19,583	165	76,106	201	9,881	19,488	16,442	3 decile
86,123	20,341	217	86,493	287	10,120	19,819	10,371	4 decile
99,234	21,563	400	99,885	531	7,486	31,529	11,992	5 decile
115,360	23,015	442	116,420	615	8,244	56,625	12,176	6 decile
138,544	25,469	607	138,937	972	6,090	83,162	11,245	7 decile
171,260	26,210	662	172,818	1,420	10,223	124,634	16,648	8 decile
222,050	21,676	1,080	228,217	2,979	6,618	176,591	13,306	9 decile
404,437	15,648	459	295,014	1,266	6,094	364,374	13,309	10 decile
126,262	221,750	4,309	165,385	8,271	71,492	99,396	109,424	Danwon-gu
38,230	14,565	13	42,315	18	2,340	11,037	3,829	1 decile
67,031	17,818	121	65,848	135	4,734	14,141	5,576	2 decile
75,410	18,289	190	75,867	240	7,316	19,455	11,629	3 decile
86,311	20,891	228	86,894	298	8,803	19,816	8,974	4 decile
99,334	23,167	419	99,952	523	5,690	31,635	8,712	5 decile
115,528	27,530	526	116,002	705	5,270	54,821	8,066	6 decile
138,386	30,335	656	138,756	1,029	5,256	83,920	9,099	7 decile
171,074	28,988	696	171,893	1,495	20,060	126,094	28,523	8 decile
221,923	23,613	1,100	227,395	2,909	6,262	176,411	12,458	9 decile
403,458	16,554	360	295,021	919	5,761	373,603	12,558	10 decile

Note : 1) As of the end of the Year 2) Based on the resident place

3) While C.E. is based on estimated contribution S.E. is based on imposed contribution

4) Excluding contributions of the insured recently retired from the company and contributions imposed on the monthly incomes

제 1-8 표  
Table 1-8

시·군·구별 보험료  
Distribution of Contributions by decile

구 분	계 Total			직장 계 I.W. Sub_Total			
	세대수 Households	평균보험료 average Contribution	적용인구 Population under	가입자 Insured	평균보험료 average Contribution	적용인구 Population under	가입자 Insured
고양시덕양구	273,025	127,337	485,447	189,731	138,455	349,777	177,949
1분위	24,339	32,443	35,875	19,813	37,367	28,874	19,782
2분위	25,975	51,157	36,776	18,368	66,469	27,803	18,248
3분위	26,106	59,903	39,315	18,839	75,505	27,409	18,558
4분위	28,690	65,259	38,420	19,660	86,125	29,119	19,140
5분위	28,422	77,698	43,199	19,362	99,222	29,981	18,584
6분위	26,845	97,175	43,862	18,854	115,340	31,346	17,758
7분위	27,065	120,977	48,720	18,384	138,687	33,820	16,648
8분위	28,487	156,181	56,689	19,490	171,903	40,788	17,225
9분위	30,006	208,324	70,407	19,614	224,791	49,680	16,091
10분위	27,090	384,656	72,184	17,347	391,274	50,957	15,915
고양시일산동구	164,902	146,579	292,907	114,183	157,472	209,637	107,545
1분위	13,582	33,717	20,629	11,859	37,069	17,792	11,837
2분위	14,703	55,138	21,218	11,457	66,745	17,344	11,415
3분위	15,103	58,895	22,837	10,641	75,407	15,653	10,498
4분위	17,047	63,463	22,331	11,221	86,122	16,401	10,933
5분위	16,457	76,887	24,440	10,987	99,347	16,566	10,579
6분위	15,656	96,985	24,808	10,968	115,311	17,666	10,454
7분위	15,395	120,234	26,882	10,208	138,844	18,036	9,469
8분위	16,392	155,344	31,025	10,850	172,131	21,644	9,815
9분위	17,993	207,358	40,121	11,298	224,982	27,074	9,094
10분위	22,574	443,832	58,616	14,694	464,445	41,461	13,451
고양시일산서구	151,678	141,891	287,005	108,179	149,419	211,277	101,325
1분위	12,851	34,266	19,743	11,493	37,101	17,572	11,479
2분위	13,474	57,182	20,408	11,057	66,579	17,482	10,976
3분위	13,435	61,814	20,849	10,170	75,400	15,329	10,006
4분위	14,263	68,597	19,815	10,494	86,108	15,900	10,191
5분위	14,484	79,729	22,630	10,263	99,330	16,295	9,840
6분위	14,363	96,821	24,279	10,011	115,270	17,230	9,497
7분위	15,253	119,664	28,459	9,924	138,825	18,934	9,110
8분위	15,856	154,522	32,239	10,340	171,843	22,270	9,256
9분위	17,980	207,581	43,426	11,363	225,380	29,787	9,049
10분위	19,719	403,110	55,157	13,064	416,565	40,478	11,921
과 천 시	43,940	209,650	84,029	34,765	210,796	68,345	30,873
1분위	3,522	34,158	5,089	3,307	35,747	4,755	3,297
2분위	2,615	58,440	3,832	2,208	66,596	3,333	2,165
3분위	2,357	65,821	3,570	1,948	75,567	2,885	1,898
4분위	2,559	73,661	3,551	2,073	86,286	3,057	1,970
5분위	2,903	86,505	4,228	2,343	99,461	3,455	2,123
6분위	2,920	103,995	4,579	2,373	115,550	3,764	2,100
7분위	3,651	128,631	6,099	2,965	138,856	5,002	2,516
8분위	4,689	163,471	8,705	3,795	172,778	7,292	3,109
9분위	6,886	215,820	14,482	5,194	227,018	11,501	3,940
10분위	11,838	449,246	29,894	8,559	465,386	23,301	7,755
구 리 시	102,766	128,160	184,308	69,917	135,340	129,835	65,461
1분위	8,827	33,884	13,277	7,586	37,669	11,294	7,566
2분위	9,628	51,781	13,886	6,905	66,628	10,683	6,861
3분위	10,132	58,371	15,245	7,033	75,501	10,440	6,922
4분위	11,008	64,951	14,649	7,471	86,313	11,042	7,249
5분위	10,566	78,592	16,096	7,329	99,213	11,412	7,003
6분위	9,705	97,986	15,810	6,937	115,408	11,616	6,560
7분위	9,732	121,814	17,710	6,758	138,526	12,697	6,119
8분위	10,879	154,016	22,251	6,953	172,194	15,169	6,202
9분위	11,992	205,545	28,743	7,202	224,803	19,011	5,807
10분위	10,297	384,500	26,641	5,743	393,645	16,471	5,172
남 양 주 시	387,895	121,330	721,344	257,656	130,542	491,777	242,634
1분위	41,903	28,632	62,551	28,282	37,661	43,151	28,239
2분위	40,844	51,966	63,780	29,173	66,798	46,356	29,033
3분위	41,105	58,068	61,268	28,850	75,373	44,372	28,342
4분위	34,381	74,149	51,114	28,171	86,105	44,295	27,561
5분위	40,275	76,757	66,438	26,825	99,214	44,285	25,838
6분위	38,467	94,742	68,302	25,504	115,438	45,884	24,043
7분위	39,936	117,447	78,032	24,285	138,627	49,015	22,196
8분위	37,328	154,332	81,731	24,268	171,924	55,849	21,635
9분위	39,483	205,322	98,583	23,616	224,689	64,732	18,848
10분위	34,173	395,375	89,545	18,682	405,213	53,838	16,899

주 : 1) 연도말 기준 2) 주민등록주소지 기준  
3) 직장은 산정보험료 기준이며, 지역은 부과보험료 기준.  
4) 직장보험료는 임의계속가입자와 소득월액 대상자를 제외

# 분위별 현황 <계속>

## of Contribution in each District <Cont'd>

(단위 : 명, 원)

Unit : Person, Won

근로자 C.E.		공·교 G. & T.			지역 S.E.			Division
평균보험료 average Contribution	적용인구 Population under	가입자 Insured	평균보험료 average Contribution	적용인구 Population under	세대수 Households	평균보험료 average Contribution	적용인구 Population under	
135,547	324,396	11,782	182,365	25,381	83,294	102,013	135,670	Deogyang-gu
37,365	28,830	31	39,034	44	4,526	10,889	7,001	1 decile
66,469	27,652	120	66,585	151	7,607	14,185	8,973	2 decile
75,497	27,060	281	75,971	349	7,267	19,456	11,906	3 decile
86,095	28,454	520	87,222	665	9,030	19,831	9,301	4 decile
99,207	28,979	778	99,595	1,002	9,060	31,700	13,218	5 decile
115,283	29,771	1,096	116,251	1,575	7,991	54,318	12,516	6 decile
138,657	30,926	1,736	138,976	2,894	8,681	83,473	14,900	7 decile
171,800	35,853	2,265	172,686	4,935	8,997	122,123	15,901	8 decile
224,412	39,976	3,523	226,526	9,704	10,392	177,243	20,727	9 decile
398,998	46,895	1,432	305,433	4,062	9,743	372,873	21,227	10 decile
154,845	195,467	6,638	200,043	14,170	50,719	122,055	83,270	Ilsandong-gu
37,063	17,753	22	40,244	39	1,723	10,644	2,837	1 decile
66,747	17,295	42	66,329	49	3,246	14,171	3,874	2 decile
75,401	15,476	143	75,840	177	4,462	19,518	7,184	3 decile
86,083	16,041	288	87,595	360	5,826	19,822	5,930	4 decile
99,339	16,020	408	99,545	546	5,470	31,775	7,874	5 decile
115,264	16,956	514	116,266	710	4,688	54,111	7,142	6 decile
138,789	16,838	739	139,550	1,198	5,187	83,609	8,846	7 decile
172,028	19,516	1,035	173,111	2,128	5,542	122,478	9,381	8 decile
224,524	21,421	2,204	226,868	5,653	6,695	177,617	13,047	9 decile
477,222	38,151	1,243	326,187	3,310	7,880	405,394	17,155	10 decile
146,384	196,175	6,854	194,277	15,102	43,499	123,169	75,728	Ilsanseo-gu
37,097	17,552	14	40,356	20	1,358	10,277	2,171	1 decile
66,582	17,375	81	66,209	107	2,417	14,194	2,926	2 decile
75,399	15,131	164	75,465	198	3,265	19,497	5,520	3 decile
86,071	15,519	303	87,365	381	3,769	19,840	3,915	4 decile
99,302	15,747	423	99,980	548	4,221	32,072	6,335	5 decile
115,215	16,507	514	116,292	723	4,352	54,382	7,049	6 decile
138,811	17,611	814	138,989	1,323	5,329	83,981	9,525	7 decile
171,711	19,922	1,084	172,967	2,348	5,516	122,052	9,969	8 decile
224,594	23,499	2,314	228,450	6,288	6,617	177,017	13,639	9 decile
426,688	37,312	1,143	310,994	3,166	6,655	376,695	14,679	10 decile
211,464	60,018	3,892	205,500	8,327	9,175	205,304	15,684	Gwacheon-si
35,725	4,737	10	43,002	18	215	9,724	334	1 decile
66,553	3,280	43	68,762	53	407	14,193	499	2 decile
75,526	2,825	50	77,097	60	409	19,406	685	3 decile
86,251	2,919	103	86,945	138	486	19,809	494	4 decile
99,474	3,161	220	99,336	294	560	32,300	773	5 decile
115,488	3,327	273	116,026	437	547	53,866	815	6 decile
138,793	4,259	449	139,208	743	686	84,438	1,097	7 decile
172,599	5,838	686	173,588	1,454	894	123,966	1,413	8 decile
227,196	8,508	1,254	226,457	2,993	1,692	181,444	2,981	9 decile
479,525	21,164	804	329,002	2,137	3,279	407,115	6,593	10 decile
132,106	119,849	4,456	182,844	9,986	32,849	112,879	54,473	Guri-si
37,648	11,260	20	45,533	34	1,241	10,749	1,983	1 decile
66,622	10,627	44	67,535	56	2,723	14,133	3,203	2 decile
75,482	10,306	111	76,718	134	3,099	19,493	4,805	3 decile
86,296	10,703	222	86,891	339	3,537	19,827	3,607	4 decile
99,191	10,962	326	99,685	450	3,237	31,903	4,684	5 decile
115,366	11,092	377	116,129	524	2,768	54,325	4,194	6 decile
138,518	11,583	639	138,598	1,114	2,974	83,840	5,013	7 decile
171,957	13,408	751	174,148	1,761	3,926	121,823	7,082	8 decile
223,964	15,011	1,395	228,296	4,000	4,790	176,589	9,732	9 decile
404,435	14,897	571	295,913	1,574	4,554	372,966	10,170	10 decile
127,339	457,431	15,022	182,271	34,346	130,239	103,107	229,567	Namyangju-si
37,648	43,077	43	46,370	74	13,621	9,885	19,400	1 decile
66,796	46,168	140	67,170	188	11,671	14,891	17,424	2 decile
75,356	43,765	508	76,372	607	12,255	17,330	16,896	3 decile
86,092	43,398	610	86,697	897	6,210	19,910	6,819	4 decile
99,181	42,882	987	100,075	1,403	13,450	31,969	22,153	5 decile
115,368	43,667	1,461	116,585	2,217	12,963	54,024	22,418	6 decile
138,584	45,210	2,089	139,084	3,805	15,651	84,582	29,017	7 decile
171,744	49,620	2,633	173,407	6,229	13,060	121,641	25,882	8 decile
223,878	50,736	4,768	227,891	13,996	15,867	176,497	33,851	9 decile
416,474	48,908	1,783	298,477	4,930	15,491	383,510	35,707	10 decile

Note : 1) As of the end of the Year 2) Based on the resident place

3) While C.E. is based on estimated contribution S.E. is based on imposed contribution

4) Excluding contributions of the insured recently retired from the company and contributions imposed on the monthly incomes

제 1-8 표  
Table 1-8

시·군·구별 보험료  
Distribution of Contributions by decile

구 분	계 Total			직장 계 I.W. Sub_Total			
	세대수 Households	평균보험료 average Contribution	적용인구 Population under	가입자 Insured	평균보험료 average Contribution	적용인구 Population under	가입자 Insured
오 산 시	139,117	121,922	245,138	95,508	136,766	177,420	92,436
1분위	8,608	33,742	12,583	7,019	38,912	10,069	7,006
2분위	12,171	50,873	16,950	8,536	66,486	12,670	8,471
3분위	13,593	56,905	20,370	9,084	75,491	13,020	8,941
4분위	16,294	59,648	20,849	9,780	86,179	14,194	9,539
5분위	15,419	78,361	22,991	10,648	99,268	15,971	10,390
6분위	15,340	99,357	24,943	11,271	115,547	18,478	10,876
7분위	16,023	124,625	29,555	11,940	138,746	22,224	11,514
8분위	18,123	153,101	35,214	10,958	171,551	24,527	10,430
9분위	12,714	208,618	31,336	8,957	222,463	23,781	8,251
10분위	10,832	383,137	30,347	7,315	383,405	22,486	7,018
시 흥 시	323,033	118,612	563,461	220,520	128,108	401,158	212,025
1분위	21,746	33,613	32,268	18,283	37,876	26,550	18,258
2분위	30,036	52,544	42,154	21,793	67,032	32,429	21,671
3분위	30,952	57,910	46,572	21,282	75,382	30,775	20,972
4분위	35,993	62,782	47,060	23,298	86,193	34,010	22,824
5분위	34,744	80,583	52,904	25,097	99,322	38,005	24,294
6분위	35,810	99,757	59,033	26,498	115,554	44,463	25,575
7분위	36,833	124,770	70,073	27,527	138,569	53,539	26,105
8분위	46,636	150,904	89,385	26,013	171,426	59,156	24,380
9분위	29,603	206,203	72,153	19,482	222,020	51,498	17,353
10분위	20,680	379,343	51,859	11,247	385,070	30,733	10,593
군 포 시	148,595	131,069	263,684	107,849	140,482	198,290	101,770
1분위	11,612	34,272	16,982	10,281	37,356	14,803	10,265
2분위	13,302	53,217	18,792	9,895	66,682	14,817	9,808
3분위	13,689	60,817	20,390	10,109	75,453	14,511	9,953
4분위	15,525	65,932	20,387	10,797	86,123	15,574	10,485
5분위	15,223	80,731	22,802	11,040	99,253	16,758	10,595
6분위	15,458	99,749	24,560	11,507	115,360	18,607	10,918
7분위	15,898	124,138	28,591	11,659	138,788	21,362	10,874
8분위	16,712	156,601	32,809	11,472	171,807	24,213	10,431
9분위	16,336	209,752	38,287	11,178	224,872	28,311	9,253
10분위	14,840	385,862	40,084	9,911	392,330	29,334	9,188
의 왕 시	89,105	146,093	161,482	67,245	150,991	124,480	62,663
1분위	7,455	34,404	11,015	6,736	36,941	9,839	6,716
2분위	7,499	56,270	10,732	6,019	66,628	8,948	5,934
3분위	7,174	64,358	10,817	5,748	75,490	8,409	5,563
4분위	8,020	70,243	10,860	6,096	86,154	8,877	5,904
5분위	8,281	83,427	12,478	6,320	99,317	9,628	5,985
6분위	8,573	103,190	13,700	6,838	115,581	11,030	6,376
7분위	9,152	124,586	16,264	6,797	138,806	12,288	6,198
8분위	10,017	158,623	19,920	7,328	171,880	15,315	6,582
9분위	11,315	209,317	25,794	7,589	224,691	18,497	6,309
10분위	11,619	399,433	29,902	7,774	413,973	21,649	7,096
하 남 시	183,965	146,238	336,557	134,878	152,475	256,640	125,409
1분위	15,278	33,031	22,745	13,022	36,837	19,351	13,004
2분위	15,705	54,338	22,826	12,108	66,270	18,489	12,014
3분위	15,309	61,146	23,064	11,371	75,578	16,744	11,187
4분위	18,344	65,802	24,453	12,721	86,128	18,737	12,312
5분위	17,315	82,621	25,917	13,046	99,253	19,872	12,466
6분위	16,500	101,745	26,334	12,822	115,436	20,853	11,966
7분위	17,634	125,449	31,133	13,342	138,742	24,253	11,911
8분위	19,783	158,734	39,465	14,382	172,309	30,391	12,582
9분위	23,307	209,454	55,166	15,701	225,484	40,518	12,658
10분위	24,790	405,727	65,454	16,363	408,471	47,432	15,309
용인시적외구	154,469	116,557	263,590	104,919	125,519	181,790	101,244
1분위	14,281	29,062	20,473	9,740	37,954	13,857	9,728
2분위	15,404	52,172	22,449	11,043	66,895	16,093	10,978
3분위	16,435	57,490	23,117	11,352	75,444	16,352	11,200
4분위	15,113	72,728	20,677	12,043	86,200	17,389	11,856
5분위	17,637	80,570	27,058	12,753	99,157	19,233	12,460
6분위	17,529	97,296	28,137	12,236	115,387	19,848	11,852
7분위	17,975	119,801	32,512	11,564	138,453	21,464	11,036
8분위	15,916	153,462	31,626	10,105	171,371	21,562	9,443
9분위	13,356	204,319	30,876	8,137	222,886	20,305	7,176
10분위	10,823	396,425	26,665	5,946	394,147	15,687	5,515

주 : 1) 연도말 기준 2) 주민등록주소지 기준  
3) 직장은 산정보험료 기준이며, 지역은 부과보험료 기준.  
4) 직장보험료는 임의계속가입자와 소득월액 대상자를 제외

# 분위별 현황 <계속> of Contribution in each District <Cont'd>

(단위 : 명, 원)  
Unit : Person, Won

근로자 C.E.		공·교 G. & T.			지역 S.E.			Division
평균보험료 average Contribution	적용인구 Population under	가입자 Insured	평균보험료 average Contribution	적용인구 Population under	세대수 Households	평균보험료 average Contribution	적용인구 Population under	
135,848	171,113	3,072	164,391	6,307	43,609	89,412	67,718	Osan-si
38,899	10,051	13	45,881	18	1,589	10,903	2,514	1 decile
66,486	12,590	65	66,554	80	3,635	14,209	4,280	2 decile
75,474	12,853	143	76,503	167	4,509	19,461	7,350	3 decile
86,175	13,874	241	86,333	320	6,514	19,814	6,655	4 decile
99,242	15,647	258	100,317	324	4,771	31,700	7,020	5 decile
115,525	17,902	395	116,159	576	4,069	54,512	6,465	6 decile
138,741	21,512	426	138,878	712	4,083	83,330	7,331	7 decile
171,512	23,276	528	172,309	1,251	7,165	124,884	10,687	8 decile
222,258	21,715	706	224,860	2,066	3,757	175,611	7,555	9 decile
387,137	21,693	297	295,232	793	3,517	382,578	7,861	10 decile
126,568	383,447	8,495	166,541	17,711	102,513	98,186	162,303	Siheung-si
37,866	26,512	25	45,376	38	3,463	11,103	5,718	1 decile
67,039	32,262	122	65,697	167	8,243	14,240	9,725	2 decile
75,372	30,381	310	76,056	394	9,670	19,459	15,797	3 decile
86,191	33,392	474	86,265	618	12,695	19,817	13,050	4 decile
99,303	36,957	803	99,894	1,048	9,647	31,832	14,899	5 decile
115,522	43,174	923	116,429	1,289	9,312	54,805	14,570	6 decile
138,530	51,087	1,422	139,278	2,452	9,306	83,955	16,534	7 decile
171,325	55,405	1,633	172,925	3,751	20,623	125,019	30,229	8 decile
221,634	45,269	2,129	225,166	6,229	10,121	175,757	20,655	9 decile
390,562	29,008	654	296,105	1,725	9,433	372,515	21,126	10 decile
138,002	185,486	6,079	182,001	12,804	40,746	106,155	65,394	Gunpo-si
37,347	14,783	16	43,262	20	1,331	10,445	2,179	1 decile
66,670	14,714	87	68,117	103	3,407	14,111	3,975	2 decile
75,441	14,325	156	76,196	186	3,580	19,488	5,879	3 decile
86,115	15,198	312	86,397	376	4,728	19,824	4,813	4 decile
99,226	16,188	445	99,890	570	4,183	31,846	6,044	5 decile
115,297	17,775	589	116,542	832	3,951	54,283	5,953	6 decile
138,721	20,087	785	139,727	1,275	4,239	83,842	7,229	7 decile
171,618	21,944	1,041	173,694	2,269	5,240	123,310	8,596	8 decile
224,144	23,140	1,925	228,372	5,171	5,158	176,985	9,976	9 decile
399,507	27,332	723	301,122	2,002	4,929	372,857	10,750	10 decile
148,695	114,876	4,582	182,398	9,604	21,860	131,024	37,002	Uiwang-si
36,906	9,814	20	48,635	25	719	10,633	1,176	1 decile
66,614	8,846	85	67,586	102	1,480	14,147	1,784	2 decile
75,423	8,169	185	77,501	240	1,426	19,489	2,408	3 decile
86,144	8,638	192	86,463	239	1,924	19,831	1,983	4 decile
99,300	9,158	335	99,621	470	1,961	32,216	2,850	5 decile
115,525	10,335	462	116,353	695	1,735	54,353	2,670	6 decile
138,763	11,304	599	139,247	984	2,355	83,546	3,976	7 decile
171,747	13,631	746	173,050	1,684	2,689	122,495	4,605	8 decile
224,020	15,123	1,280	227,994	3,374	3,726	178,006	7,297	9 decile
424,408	19,858	678	304,759	1,791	3,845	370,036	8,253	10 decile
150,134	235,713	9,469	183,475	20,927	49,087	129,102	79,917	Hanam-si
36,833	19,325	18	39,777	26	2,256	11,063	3,394	1 decile
66,275	18,371	94	65,540	118	3,597	14,175	4,337	2 decile
75,570	16,526	184	76,068	218	3,938	19,474	6,320	3 decile
86,116	18,210	409	86,488	527	5,623	19,819	5,716	4 decile
99,217	19,119	580	100,023	753	4,269	31,794	6,045	5 decile
115,358	19,612	856	116,522	1,241	3,678	54,018	5,481	6 decile
138,659	21,817	1,431	139,435	2,436	4,292	84,128	6,880	7 decile
172,134	26,341	1,800	173,534	4,050	5,401	122,586	9,074	8 decile
225,182	31,883	3,043	226,740	8,635	7,606	176,362	14,648	9 decile
415,596	44,509	1,054	304,994	2,923	8,427	400,399	18,022	10 decile
123,727	174,055	3,675	174,884	7,735	49,550	97,581	81,800	Cheoin-gu
37,944	13,844	12	45,803	13	4,541	9,990	6,616	1 decile
66,895	16,019	65	66,857	74	4,361	14,892	6,356	2 decile
75,436	16,174	152	76,005	178	5,083	17,393	6,765	3 decile
86,196	17,163	187	86,435	226	3,070	19,879	3,288	4 decile
99,135	18,837	293	100,115	396	4,884	32,037	7,825	5 decile
115,375	19,285	384	115,739	563	5,293	55,476	8,289	6 decile
138,399	20,577	528	139,595	887	6,411	86,155	11,048	7 decile
171,189	19,972	662	173,975	1,590	5,811	122,319	10,064	8 decile
222,394	17,624	961	226,561	2,681	5,219	175,370	10,571	9 decile
401,431	14,560	431	300,941	1,127	4,877	399,202	10,978	10 decile

Note : 1) As of the end of the Year 2) Based on the resident place

3) While C.E. is based on estimated contribution S.E. is based on imposed contribution

4) Excluding contributions of the insured recently retired from the company and contributions imposed on the monthly incomes

제 1-8 표  
Table 1-8

시·군·구별 보험료  
Distribution of Contributions by decile

구 분	계 Total			직장 계 I.W. Sub_Total			
	세대수 Households	평균보험료 average Contribution	적용인구 Population under	가입자 Insured	평균보험료 average Contribution	적용인구 Population under	가입자 Insured
용인시·기흥구	232,282	159,611	446,795	173,008	168,149	344,839	163,463
1분위	19,192	33,766	29,016	16,982	36,769	25,279	16,952
2분위	17,658	56,008	26,226	14,124	66,469	21,805	14,006
3분위	17,586	62,025	27,065	13,371	75,425	19,713	13,137
4분위	20,075	68,363	27,253	14,672	86,238	21,711	14,289
5분위	19,775	82,250	30,198	14,780	99,273	22,816	14,199
6분위	21,177	98,950	33,857	15,231	115,587	25,159	14,451
7분위	22,459	123,641	40,959	16,186	138,995	29,981	14,968
8분위	25,056	158,098	50,924	18,033	172,328	38,225	16,326
9분위	30,400	211,643	71,985	21,450	225,752	54,181	18,457
10분위	38,904	413,338	109,312	28,179	419,695	85,969	26,678
용인시수지구	194,586	194,965	391,366	151,017	201,098	315,573	142,303
1분위	14,890	34,071	22,741	13,865	35,851	21,051	13,844
2분위	12,000	58,494	18,073	10,165	66,474	15,767	10,087
3분위	11,020	64,553	16,879	8,879	75,394	13,044	8,699
4분위	13,362	69,451	18,129	9,970	86,337	14,677	9,679
5분위	12,880	86,009	19,091	10,318	99,403	15,568	9,852
6분위	14,448	101,109	21,978	10,885	115,473	17,359	10,282
7분위	16,174	126,447	27,403	12,470	138,972	21,460	11,445
8분위	21,250	160,062	40,749	15,904	172,765	31,446	14,309
9분위	29,807	213,703	67,993	21,642	226,925	52,581	18,861
10분위	48,755	424,651	138,330	36,919	433,161	112,620	35,245
파주시	274,058	119,727	494,270	189,260	132,737	352,024	180,413
1분위	26,778	28,379	39,016	17,620	37,986	26,289	17,598
2분위	27,630	53,247	40,640	20,391	66,948	30,724	20,238
3분위	29,384	58,800	43,448	20,870	75,444	30,687	20,601
4분위	27,202	70,468	38,110	20,777	86,116	31,319	20,324
5분위	29,069	78,105	46,038	19,948	99,264	31,530	19,360
6분위	28,405	96,773	48,346	19,876	115,175	34,125	19,106
7분위	28,584	118,485	53,434	17,889	138,533	34,288	16,804
8분위	26,484	155,723	54,519	17,945	171,849	38,546	16,323
9분위	28,800	209,866	70,037	19,962	224,901	51,437	17,062
10분위	21,722	384,957	60,682	13,982	386,399	43,079	12,997
이천시	129,996	131,159	222,410	90,827	147,489	158,698	86,691
1분위	10,976	26,728	15,314	6,537	38,250	9,083	6,522
2분위	11,359	51,158	16,344	7,909	66,974	11,397	7,807
3분위	12,980	56,779	17,800	8,808	75,482	12,407	8,568
4분위	12,148	74,224	16,439	9,937	86,316	14,062	9,659
5분위	13,393	81,964	20,234	9,969	99,147	14,772	9,582
6분위	13,781	99,924	22,165	10,319	115,264	16,485	9,868
7분위	15,401	118,320	26,222	9,219	138,360	16,332	8,664
8분위	12,149	153,918	23,649	7,867	171,216	15,940	7,317
9분위	12,296	210,101	25,563	8,193	227,644	17,195	7,103
10분위	15,513	373,015	38,680	12,069	366,911	31,025	11,601
안성시	117,538	111,039	196,303	76,416	125,531	131,582	72,946
1분위	11,527	24,567	15,744	6,132	37,555	8,562	6,130
2분위	11,416	48,821	16,313	7,419	67,033	10,404	7,390
3분위	12,467	54,813	16,931	8,070	75,468	11,496	7,916
4분위	10,680	76,310	14,601	9,086	86,204	12,820	8,924
5분위	12,853	80,650	19,420	9,309	99,229	13,887	8,969
6분위	13,645	96,810	21,279	9,345	115,548	14,852	9,021
7분위	16,020	118,472	27,592	9,426	138,332	17,082	9,040
8분위	12,911	152,372	25,716	7,830	170,918	16,948	7,323
9분위	9,423	205,758	22,692	5,994	223,162	15,604	4,887
10분위	6,596	386,722	16,015	3,805	391,415	9,927	3,346
김포시	275,089	129,021	505,098	194,992	137,008	368,771	185,381
1분위	23,814	30,225	35,420	17,592	37,425	26,564	17,571
2분위	26,709	55,770	38,850	20,932	67,091	30,760	20,707
3분위	26,474	60,413	38,287	19,606	75,328	28,299	19,317
4분위	26,388	70,884	36,421	20,289	86,224	30,033	19,915
5분위	28,311	82,013	43,586	21,036	99,255	32,345	20,408
6분위	28,372	99,445	47,716	20,981	115,408	35,422	20,089
7분위	31,161	119,672	58,264	19,762	138,477	38,883	18,389
8분위	28,527	156,073	61,853	19,505	171,822	45,234	17,617
9분위	28,799	207,885	72,095	18,765	224,430	51,379	15,828
10분위	26,534	395,774	72,606	16,524	400,494	49,852	15,540

주 : 1) 연도말 기준 2) 주민등록주소지 기준  
3) 직장은 산정보험료 기준이며, 지역은 부과보험료 기준.  
4) 직장보험료는 임의계속가입자와 소득월액 대상자를 제외



# 분위별 현황 <계속> of Contribution in each District <Cont'd>

(단위 : 명, 원)  
Unit : Person, Won

근로자 C.E.		공·교 G. & T.			지역 S.E.			Division
평균보험료 average Contribution	적용인구 Population under	가입자 Insured	평균보험료 average Contribution	적용인구 Population under	세대수 Households	평균보험료 average Contribution	적용인구 Population under	
166,794	324,088	9,545	191,356	20,751	59,274	134,691	101,956	Giheung-gu
36,760	25,237	30	42,329	42	2,210	10,688	3,737	1 decile
66,472	21,649	118	66,124	156	3,534	14,202	4,421	2 decile
75,411	19,432	234	76,246	281	4,215	19,516	7,352	3 decile
86,223	21,207	383	86,803	504	5,403	19,822	5,542	4 decile
99,256	22,031	581	99,693	785	4,995	31,881	7,382	5 decile
115,547	24,059	780	116,320	1,100	5,946	56,334	8,698	6 decile
138,953	27,876	1,218	139,516	2,105	6,273	84,021	10,978	7 decile
172,174	34,479	1,707	173,803	3,746	7,023	121,557	12,699	8 decile
225,558	46,132	2,993	226,948	8,049	8,950	177,828	17,804	9 decile
425,623	81,986	1,501	314,334	3,983	10,725	396,638	23,343	10 decile
201,030	296,288	8,714	202,198	19,285	43,569	173,706	75,793	Suji-gu
35,848	21,024	21	38,036	27	1,025	9,988	1,690	1 decile
66,475	15,661	78	66,333	106	1,835	14,286	2,306	2 decile
75,380	12,821	180	76,085	223	2,141	19,593	3,835	3 decile
86,326	14,283	291	86,690	394	3,392	19,821	3,452	4 decile
99,363	14,937	466	100,248	631	2,562	32,067	3,523	5 decile
115,415	16,485	603	116,464	874	3,563	57,226	4,619	6 decile
138,941	19,664	1,025	139,326	1,796	3,704	84,280	5,943	7 decile
172,655	28,057	1,595	173,755	3,389	5,346	122,272	9,303	8 decile
226,921	45,453	2,781	226,954	7,128	8,165	178,656	15,412	9 decile
438,158	107,903	1,674	327,963	4,717	11,836	398,105	25,710	10 decile
130,380	332,102	8,847	180,782	19,922	84,798	90,692	142,246	Paju-si
37,985	26,253	22	38,987	36	9,158	9,896	12,727	1 decile
66,960	30,518	153	65,425	206	7,239	14,654	9,916	2 decile
75,439	30,365	269	75,859	322	8,514	18,000	12,761	3 decile
86,103	30,722	453	86,680	597	6,425	19,867	6,791	4 decile
99,235	30,770	588	100,230	760	9,121	31,829	14,508	5 decile
115,128	32,944	770	116,351	1,181	8,529	53,888	14,221	6 decile
138,479	32,448	1,085	139,374	1,840	10,695	84,951	19,146	7 decile
171,670	34,765	1,622	173,653	3,781	8,539	121,835	15,973	8 decile
224,603	42,970	2,900	226,657	8,467	8,838	175,908	18,600	9 decile
393,360	40,347	985	294,542	2,732	7,740	382,353	17,603	10 decile
146,467	150,409	4,136	168,905	8,289	39,169	93,293	63,712	Icheon-si
38,236	9,065	15	44,121	18	4,439	9,762	6,231	1 decile
67,002	11,268	102	64,793	129	3,450	14,902	4,947	2 decile
75,477	12,110	240	75,663	297	4,172	17,293	5,393	3 decile
86,301	13,698	278	86,828	364	2,211	19,878	2,377	4 decile
99,095	14,279	387	100,444	493	3,424	31,934	5,462	5 decile
115,219	15,859	451	116,248	626	3,462	54,201	5,680	6 decile
138,300	15,410	555	139,308	922	6,182	88,436	9,890	7 decile
171,051	14,700	550	173,407	1,240	4,282	122,136	7,709	8 decile
227,653	14,207	1,090	227,584	2,988	4,103	175,072	8,368	9 decile
369,906	29,813	468	292,667	1,212	3,444	394,405	7,655	10 decile
122,916	124,092	3,470	180,501	7,490	41,122	84,109	64,721	Anseong-si
37,558	8,558	2	26,590	4	5,395	9,805	7,182	1 decile
67,038	10,370	29	65,762	34	3,997	15,015	5,909	2 decile
75,464	11,300	154	75,661	196	4,397	16,906	5,435	3 decile
86,191	12,631	162	86,912	189	1,594	19,913	1,781	4 decile
99,186	13,475	340	100,344	412	3,544	31,848	5,533	5 decile
115,559	14,411	324	115,255	441	4,300	56,087	6,427	6 decile
138,353	16,455	386	137,856	627	6,594	90,083	10,510	7 decile
170,674	15,718	507	174,443	1,230	5,081	123,792	8,768	8 decile
222,309	12,429	1,107	226,927	3,175	3,429	175,334	7,088	9 decile
404,965	8,745	459	292,643	1,182	2,791	380,324	6,088	10 decile
134,859	347,385	9,611	178,462	21,386	80,097	109,577	136,327	Gimpo-si
37,422	26,535	21	40,007	29	6,222	9,867	8,856	1 decile
67,113	30,481	225	65,066	279	5,777	14,748	8,090	2 decile
75,325	27,949	289	75,517	350	6,868	17,836	9,988	3 decile
86,208	29,529	374	87,048	504	6,099	19,856	6,388	4 decile
99,246	31,506	628	99,561	839	7,275	32,154	11,241	5 decile
115,347	34,085	892	116,788	1,337	7,391	54,132	12,294	6 decile
138,429	36,475	1,373	139,124	2,408	11,399	87,070	19,381	7 decile
171,663	40,912	1,888	173,296	4,322	9,022	122,027	16,619	8 decile
224,018	42,793	2,937	226,655	8,586	10,034	176,944	20,716	9 decile
406,886	47,120	984	299,541	2,732	10,010	387,981	22,754	10 decile

Note : 1) As of the end of the Year 2) Based on the resident place

3) While C.E. is based on estimated contribution S.E. is based on imposed contribution

4) Excluding contributions of the insured recently retired from the company and contributions imposed on the monthly incomes

제 1-8 표  
Table 1-8

시·군·구별 보험료  
Distribution of Contributions by decile

구 분	계 Total			직장 계 I.W. Sub_Total			
	세대수 Households	평균보험료 average Contribution	적용인구 Population under	가입자 Insured	평균보험료 average Contribution	적용인구 Population under	가입자 Insured
화 성 시	567,071	151,745	1,043,625	435,239	165,847	828,995	414,267
1분위	39,755	30,399	56,801	29,102	37,910	42,219	29,056
2분위	46,097	55,438	65,509	35,802	67,085	50,852	35,507
3분위	46,834	59,044	64,899	33,676	75,323	47,031	33,046
4분위	45,700	73,558	61,106	36,948	86,278	51,997	36,166
5분위	53,135	84,451	77,672	41,337	99,377	59,809	39,823
6분위	57,094	102,377	89,602	44,836	115,519	70,175	42,647
7분위	67,645	124,253	117,711	48,074	138,841	86,510	44,763
8분위	63,337	159,502	129,060	47,854	171,517	101,778	43,505
9분위	63,321	213,944	147,991	48,290	225,590	117,917	42,318
10분위	84,153	401,319	233,274	69,320	402,341	200,707	67,436
광 주 시	231,612	118,093	401,412	158,923	124,676	277,716	153,440
1분위	20,001	31,283	29,456	15,391	37,564	22,182	15,371
2분위	23,473	54,452	34,275	17,877	66,927	26,704	17,692
3분위	25,078	58,807	37,164	17,779	75,392	25,834	17,560
4분위	24,080	70,955	33,179	18,554	86,173	27,278	18,196
5분위	26,497	78,466	41,359	18,354	99,185	28,387	17,920
6분위	25,370	97,403	42,682	17,964	115,326	30,349	17,419
7분위	26,210	119,393	48,093	16,755	138,570	31,673	15,911
8분위	23,168	154,560	47,393	15,250	171,414	32,950	14,367
9분위	20,711	203,660	47,321	12,214	222,770	30,059	10,761
10분위	17,024	398,622	40,490	8,785	404,223	22,300	8,243
양 주 시	143,874	106,073	255,079	94,719	116,567	170,235	89,347
1분위	15,043	28,196	22,157	9,845	37,691	14,653	9,837
2분위	16,276	52,014	24,042	11,600	67,142	17,931	11,492
3분위	17,177	58,426	26,642	12,068	75,331	18,167	11,852
4분위	15,301	69,159	21,876	11,382	86,133	17,662	11,170
5분위	16,816	76,348	27,811	11,102	99,311	18,167	10,624
6분위	15,559	96,061	27,338	10,616	115,452	18,632	9,969
7분위	15,133	118,037	29,897	9,389	138,530	18,992	8,542
8분위	13,273	153,450	28,536	8,508	171,145	19,373	7,479
9분위	11,570	201,876	27,903	6,548	222,638	17,206	5,120
10분위	7,726	387,186	18,877	3,661	398,497	9,452	3,262
포 천 시	88,895	97,354	138,115	54,287	108,933	84,320	51,733
1분위	11,737	21,784	15,822	4,965	38,302	6,938	4,936
2분위	11,968	51,467	16,611	8,275	67,741	11,274	8,159
3분위	12,199	57,614	16,293	8,508	75,237	11,620	8,309
4분위	8,990	77,431	12,457	7,823	86,001	11,130	7,576
5분위	9,901	79,292	15,074	6,974	99,196	10,354	6,688
6분위	9,025	94,384	14,391	5,890	115,186	9,411	5,572
7분위	9,665	112,150	16,188	4,532	138,110	8,162	4,167
8분위	6,377	148,021	12,152	3,409	171,000	6,783	3,106
9분위	4,831	196,765	10,268	2,183	222,767	4,929	1,694
10분위	4,202	420,846	8,859	1,728	454,059	3,719	1,526
여 주 시	63,234	107,893	107,508	39,082	120,814	67,945	36,315
1분위	7,076	25,571	9,954	3,981	37,835	5,647	3,980
2분위	6,597	49,790	9,581	4,432	66,933	6,637	4,395
3분위	6,906	54,550	9,948	4,385	75,521	6,375	4,317
4분위	6,539	71,006	8,894	5,036	86,270	7,297	4,907
5분위	6,933	78,401	10,845	4,801	99,218	7,405	4,565
6분위	6,798	95,998	11,565	4,653	115,198	7,900	4,349
7분위	7,371	113,306	13,192	3,781	138,137	7,132	3,459
8분위	5,724	148,847	11,653	3,142	171,357	6,832	2,732
9분위	5,377	201,808	12,527	2,886	224,752	7,515	1,969
10분위	3,913	384,254	9,349	1,985	396,506	5,205	1,642
연 천 군	20,219	89,938	32,474	11,105	108,356	18,073	9,859
1분위	4,182	19,504	5,513	1,564	36,447	2,148	1,564
2분위	2,128	50,248	3,131	1,442	66,853	2,063	1,402
3분위	2,421	55,347	3,252	1,599	75,500	2,289	1,544
4분위	1,445	81,363	2,105	1,347	85,802	1,962	1,280
5분위	2,142	72,547	3,375	1,296	99,370	2,041	1,146
6분위	1,908	90,073	3,106	1,119	115,251	1,783	982
7분위	2,216	107,409	3,987	898	138,749	1,620	712
8분위	1,668	145,178	3,319	804	171,610	1,668	605
9분위	1,306	199,223	2,914	673	223,422	1,632	357
10분위	803	387,023	1,772	363	393,685	867	267

주 : 1) 연도말 기준 2) 주민등록주소지 기준  
3) 직장은 산정보험료 기준이며, 지역은 부과보험료 기준.  
4) 직장보험료는 임의계속가입자와 소득월액 대상자를 제외

# 분위별 현황 <계속> of Contribution in each District <Cont'd>

(단위 : 명, 원)  
Unit : Person, Won

근로자 C.E.		공·교 G. & T.			지역 S.E.			Division
평균보험료 average Contribution	적용인구 Population under	가입자 Insured	평균보험료 average Contribution	적용인구 Population under	세대수 Households	평균보험료 average Contribution	적용인구 Population under	
165,394	784,943	20,972	174,799	44,052	131,832	105,186	214,630	Hwaseong-si
37,898	42,155	46	45,493	64	10,653	9,880	14,582	1 decile
67,095	50,495	295	65,934	357	10,295	14,933	14,657	2 decile
75,301	46,275	630	76,470	756	13,158	17,380	17,868	3 decile
86,272	51,000	782	86,533	997	8,752	19,859	9,109	4 decile
99,353	57,837	1,514	99,998	1,972	11,798	32,158	17,863	5 decile
115,481	67,087	2,189	116,271	3,088	12,258	54,307	19,427	6 decile
138,817	80,948	3,311	139,163	5,562	19,571	88,418	31,201	7 decile
171,371	92,215	4,349	172,976	9,563	15,483	122,366	27,282	8 decile
225,672	101,318	5,972	225,004	16,599	15,031	176,530	30,074	9 decile
405,191	195,613	1,884	300,328	5,094	14,833	396,541	32,567	10 decile
123,090	266,307	5,483	169,059	11,409	72,689	103,700	123,696	Gwangju-si
37,551	22,159	20	48,025	23	4,610	10,312	7,274	1 decile
66,937	26,479	185	65,933	225	5,596	14,601	7,571	2 decile
75,390	25,558	219	75,554	276	7,299	18,410	11,330	3 decile
86,163	26,796	358	86,681	482	5,526	19,860	5,901	4 decile
99,170	27,795	434	99,814	592	8,143	31,764	12,972	5 decile
115,304	29,528	545	116,017	821	7,406	53,930	12,333	6 decile
138,525	30,158	844	139,422	1,515	9,455	85,410	16,420	7 decile
171,336	30,998	883	172,684	1,952	7,918	122,099	14,443	8 decile
222,250	25,965	1,453	226,624	4,094	8,497	176,190	17,262	9 decile
411,364	20,871	542	295,626	1,429	8,239	392,648	18,190	10 decile
113,477	158,512	5,372	167,951	11,723	49,155	85,852	84,844	Yangju-si
37,685	14,641	8	45,814	12	5,198	10,210	7,504	1 decile
67,142	17,802	108	67,147	129	4,676	14,486	6,111	2 decile
75,319	17,903	216	75,988	264	5,109	18,495	8,475	3 decile
86,109	17,369	212	87,371	293	3,919	19,861	4,214	4 decile
99,258	17,548	478	100,497	619	5,714	31,733	9,644	5 decile
115,390	17,661	647	116,419	971	4,943	54,415	8,706	6 decile
138,473	17,534	847	139,100	1,458	5,744	84,541	10,905	7 decile
170,883	16,848	1,029	173,052	2,525	4,765	121,854	9,163	8 decile
221,704	12,862	1,428	225,986	4,344	5,022	174,805	10,697	9 decile
411,152	8,344	399	295,035	1,108	4,065	376,999	9,425	10 decile
106,873	79,577	2,554	150,647	4,743	34,608	79,191	53,795	Pocheon-si
38,280	6,899	29	42,070	39	6,772	9,673	8,884	1 decile
67,744	11,137	116	67,546	137	3,693	15,002	5,337	2 decile
75,217	11,370	199	76,058	250	3,691	16,993	4,673	3 decile
86,015	10,818	247	85,591	312	1,167	19,978	1,327	4 decile
99,177	9,999	286	99,631	355	2,927	31,870	4,720	5 decile
115,170	8,946	318	115,463	465	3,135	55,301	4,980	6 decile
138,083	7,572	365	138,418	590	5,133	89,230	8,026	7 decile
170,828	6,095	303	172,767	688	2,968	121,627	5,369	8 decile
221,020	3,547	489	228,817	1,382	2,648	175,330	5,339	9 decile
475,209	3,194	202	294,284	525	2,474	397,648	5,140	10 decile
116,168	61,804	2,767	181,788	6,141	24,152	86,984	39,563	Yeoju-si
37,834	5,646	1	40,340	1	3,095	9,796	4,307	1 decile
66,934	6,591	37	66,814	46	2,165	14,697	2,944	2 decile
75,507	6,292	68	76,421	83	2,521	18,074	3,573	3 decile
86,253	7,152	129	86,920	145	1,503	19,863	1,597	4 decile
99,173	7,112	236	100,094	293	2,132	31,524	3,440	5 decile
115,168	7,467	304	115,617	433	2,145	54,350	3,665	6 decile
138,113	6,550	322	138,393	582	3,590	87,154	6,060	7 decile
171,028	5,877	410	173,547	955	2,582	121,456	4,821	8 decile
222,499	4,818	917	229,589	2,697	2,491	175,226	5,012	9 decile
419,001	4,299	343	288,819	906	1,928	371,640	4,144	10 decile
101,502	15,496	1,246	162,594	2,577	9,114	67,496	14,401	Yeoncheon-gun
36,447	2,148	-	-	-	2,618	9,382	3,365	1 decile
66,921	2,011	40	64,464	52	686	15,344	1,068	2 decile
75,441	2,227	55	77,141	62	822	16,144	963	3 decile
85,717	1,849	67	87,441	113	98	20,340	143	4 decile
99,309	1,820	150	99,833	221	846	31,456	1,334	5 decile
115,185	1,575	137	115,725	208	789	54,365	1,323	6 decile
138,677	1,290	186	139,023	330	1,318	86,057	2,367	7 decile
171,298	1,203	199	172,560	465	864	120,582	1,651	8 decile
220,972	757	316	226,189	875	633	173,496	1,282	9 decile
432,578	616	96	285,516	251	440	381,526	905	10 decile

Note : 1) As of the end of the Year 2) Based on the resident place

3) While C.E. is based on estimated contribution S.E. is based on imposed contribution

4) Excluding contributions of the insured recently retired from the company and contributions imposed on the monthly incomes

제 1-8 표  
Table 1-8

시·군·구별 보험료  
Distribution of Contributions by decile

구 분	계 Total			직장 계 I.W. Sub_Total			
	세대수 Households	평균보험료 average Contribution	적용인구 Population under	가입자 Insured	평균보험료 average Contribution	적용인구 Population under	가입자 Insured
가 평 군	33,427	103,670	54,102	18,485	117,207	30,708	16,887
1분위	5,636	21,349	7,572	2,387	37,457	3,382	2,383
2분위	3,611	46,964	5,405	2,225	66,643	3,311	2,213
3분위	3,766	53,281	5,069	2,358	75,456	3,471	2,329
4분위	2,539	82,409	3,637	2,389	86,310	3,435	2,236
5분위	3,463	74,308	5,362	2,196	99,035	3,399	2,048
6분위	3,265	91,807	5,385	2,003	115,377	3,378	1,730
7분위	3,619	108,751	6,298	1,572	138,202	2,837	1,377
8분위	2,730	144,256	5,239	1,248	171,447	2,583	1,031
9분위	2,645	197,435	5,630	1,174	223,902	2,804	761
10분위	2,153	417,500	4,505	933	430,981	2,108	779
양 평 군	64,103	119,402	111,695	35,816	130,615	64,253	33,060
1분위	9,712	23,951	13,829	5,201	36,397	7,720	5,185
2분위	6,532	48,279	10,228	4,206	66,500	6,513	4,156
3분위	6,156	55,097	8,702	4,038	75,489	6,247	3,973
4분위	3,921	82,316	6,104	3,690	86,196	5,760	3,577
5분위	5,956	70,980	9,587	3,484	99,076	5,574	3,307
6분위	5,790	89,007	9,826	3,305	115,192	5,607	3,093
7분위	7,271	108,389	12,966	3,035	138,337	5,713	2,784
8분위	6,164	144,719	12,214	2,842	171,831	6,025	2,461
9분위	6,702	198,976	14,905	3,171	225,238	8,075	2,151
10분위	5,899	422,497	13,334	2,844	435,261	7,019	2,373
강 원	805,514	104,749	1,362,785	497,201	124,531	879,753	438,666
1분위	108,845	23,933	149,972	55,350	37,743	77,922	55,262
2분위	94,659	47,184	134,963	59,054	66,847	88,976	58,137
3분위	94,446	56,033	138,627	62,541	75,367	92,925	61,026
4분위	77,219	67,805	106,040	55,877	86,116	83,315	53,378
5분위	81,935	73,663	129,001	50,984	99,223	79,575	47,088
6분위	78,022	92,358	128,967	48,245	115,352	80,940	42,559
7분위	79,347	116,029	144,373	46,090	138,588	85,697	37,967
8분위	69,458	153,284	139,728	43,856	171,895	93,311	33,119
9분위	71,445	206,812	168,727	45,890	224,335	118,786	27,825
10분위	50,138	377,090	122,387	29,314	392,642	78,306	22,305
춘 천 시	150,860	112,469	259,205	99,961	127,363	178,534	84,655
1분위	16,423	29,216	23,362	11,447	37,600	16,291	11,440
2분위	17,132	49,585	24,369	11,462	67,002	17,400	11,230
3분위	17,613	58,595	26,303	12,389	75,409	18,320	12,003
4분위	15,895	64,531	21,560	10,719	86,112	16,185	10,208
5분위	14,801	75,566	23,011	9,608	99,301	14,883	8,740
6분위	14,872	94,250	23,942	9,598	115,280	15,764	8,266
7분위	13,941	119,202	25,162	8,964	138,548	16,413	6,905
8분위	13,949	155,005	27,881	9,192	172,180	19,381	6,370
9분위	15,170	207,397	36,096	9,929	224,073	25,925	5,100
10분위	11,064	369,637	27,519	6,653	385,637	17,972	4,393
원 주 시	195,815	111,700	342,342	128,427	129,955	234,300	116,085
1분위	19,472	27,477	27,783	12,277	37,616	17,544	12,238
2분위	22,148	47,154	31,905	13,817	66,880	21,250	13,684
3분위	23,414	55,464	35,516	15,193	75,399	22,915	14,963
4분위	20,512	65,264	27,899	14,067	86,077	21,206	13,558
5분위	20,304	75,369	32,170	13,160	99,154	20,594	12,468
6분위	19,808	94,851	32,963	13,053	115,386	22,211	11,868
7분위	20,032	121,184	37,394	13,644	138,532	25,852	11,795
8분위	18,317	156,263	37,732	12,666	171,739	27,298	10,189
9분위	18,330	207,654	44,481	12,181	223,714	32,045	8,524
10분위	13,478	382,140	34,499	8,369	399,814	23,385	6,798
강 릉 시	113,436	107,855	192,522	70,073	126,336	124,311	61,670
1분위	14,190	25,470	20,127	7,883	37,941	11,355	7,860
2분위	13,681	46,042	19,134	8,296	66,589	12,550	8,206
3분위	13,149	57,333	19,684	8,979	75,250	13,317	8,668
4분위	11,838	65,389	15,963	8,131	86,150	12,072	7,720
5분위	11,682	72,726	18,332	7,099	99,236	11,120	6,567
6분위	10,566	92,075	17,625	6,489	115,240	11,083	5,657
7분위	10,569	116,744	19,496	6,311	138,792	11,836	5,074
8분위	9,534	153,672	19,139	6,047	172,020	12,849	4,559
9분위	10,071	205,791	23,307	6,223	224,165	15,891	3,769
10분위	8,156	382,716	19,715	4,615	403,405	12,238	3,590

주 : 1) 연도말 기준 2) 주민등록주소지 기준  
3) 직장은 산정보험료 기준이며, 지역은 부과보험료 기준.  
4) 직장보험료는 임의계속가입자와 소득월액 대상자를 제외

# 분위별 현황 <계속> of Contribution in each District <Cont'd>

(단위 : 명, 원)  
Unit : Person, Won

근로자 C.E.		공·교 G. & T.			지역 S.E.			Division
평균보험료 average Contribution	적용인구 Population under	가입자 Insured	평균보험료 average Contribution	적용인구 Population under	세대수 Households	평균보험료 average Contribution	적용인구 Population under	
112,519	27,411	1,598	166,754	3,297	14,942	86,922	23,394	Gapyeong-gun
37,452	3,377	4	40,175	5	3,249	9,514	4,190	1 decile
66,626	3,282	12	69,818	29	1,386	15,371	2,094	2 decile
75,460	3,433	29	75,087	38	1,408	16,145	1,598	3 decile
86,210	3,254	153	87,769	181	150	20,291	202	4 decile
99,000	3,212	148	99,511	187	1,267	31,451	1,963	5 decile
115,314	2,967	273	115,775	411	1,262	54,398	2,007	6 decile
138,262	2,473	195	137,779	364	2,047	86,135	3,461	7 decile
171,045	2,050	217	173,353	533	1,482	121,358	2,656	8 decile
222,453	1,655	413	226,571	1,149	1,471	176,313	2,826	9 decile
457,805	1,708	154	295,294	400	1,220	407,190	2,397	10 decile
125,245	57,794	2,756	195,021	6,459	28,287	105,204	47,442	Yangpyeong-gun
36,367	7,699	16	45,937	21	4,511	9,601	6,109	1 decile
66,487	6,450	50	67,555	63	2,326	15,330	3,715	2 decile
75,460	6,164	65	77,252	83	2,118	16,218	2,455	3 decile
86,169	5,618	113	87,070	142	231	20,337	344	4 decile
99,033	5,344	177	99,880	230	2,472	31,381	4,013	5 decile
115,174	5,297	212	115,456	310	2,485	54,182	4,219	6 decile
138,301	5,287	251	138,739	426	4,236	86,932	7,253	7 decile
171,641	5,068	381	173,059	957	3,322	121,524	6,189	8 decile
223,466	5,082	1,020	228,975	2,993	3,531	175,392	6,830	9 decile
461,798	5,785	471	301,566	1,234	3,055	410,615	6,315	10 decile
<b>116,876</b>	<b>753,541</b>	<b>58,535</b>	<b>181,893</b>	<b>126,212</b>	<b>308,313</b>	<b>72,847</b>	<b>483,032</b>	<b>Gangwon</b>
37,739	77,798	88	40,257	124	53,495	9,645	72,050	1 decile
66,846	87,801	917	66,923	1,175	35,605	14,571	45,987	2 decile
75,359	91,089	1,515	75,676	1,836	31,905	18,135	45,702	3 decile
86,081	80,210	2,499	86,865	3,105	21,342	19,865	22,725	4 decile
99,169	74,496	3,896	99,887	5,079	30,951	31,559	49,426	5 decile
115,270	72,773	5,686	115,971	8,167	29,777	55,102	48,027	6 decile
138,421	71,795	8,123	139,367	13,902	33,257	84,765	58,676	7 decile
171,447	69,192	10,737	173,278	24,119	25,602	121,404	46,417	8 decile
223,230	68,359	18,065	226,037	50,427	25,555	175,345	49,941	9 decile
420,709	60,028	7,009	303,322	18,278	20,824	355,198	44,081	10 decile
116,241	145,057	15,306	188,874	33,477	50,899	83,218	80,671	Chuncheon-si
37,594	16,283	7	47,969	8	4,976	9,929	7,071	1 decile
67,006	17,131	232	66,824	269	5,670	14,376	6,969	2 decile
75,403	17,870	386	75,598	450	5,224	18,719	7,983	3 decile
86,076	15,550	511	86,827	635	5,176	19,837	5,375	4 decile
99,229	13,760	868	100,031	1,123	5,193	31,652	8,128	5 decile
115,173	13,876	1,332	115,945	1,888	5,274	55,978	8,178	6 decile
138,304	12,924	2,059	139,366	3,489	4,977	84,360	8,749	7 decile
171,464	13,163	2,822	173,796	6,218	4,757	121,817	8,500	8 decile
222,369	12,516	4,829	225,874	13,409	5,241	175,803	10,171	9 decile
426,484	11,984	2,260	306,239	5,988	4,411	345,504	9,547	10 decile
123,995	207,657	12,342	186,012	26,643	67,388	76,908	108,042	Wonju-si
37,610	17,489	39	39,629	55	7,195	10,175	10,239	1 decile
66,883	21,076	133	66,637	174	8,331	14,438	10,655	2 decile
75,398	22,641	230	75,491	274	8,221	18,623	12,601	3 decile
86,047	20,555	509	86,865	651	6,445	19,838	6,693	4 decile
99,123	19,685	692	99,712	909	7,144	31,555	11,576	5 decile
115,287	20,550	1,185	116,375	1,661	6,755	55,172	10,752	6 decile
138,349	22,716	1,849	139,700	3,136	6,388	84,130	11,542	7 decile
171,546	21,840	2,477	172,535	5,458	5,651	121,576	10,434	8 decile
222,665	21,863	3,657	226,157	10,182	6,149	175,841	12,436	9 decile
418,049	19,242	1,571	320,906	4,143	5,109	353,188	11,114	10 decile
119,193	106,084	8,403	178,762	18,227	43,363	77,990	68,211	Gangneung-si
37,942	11,320	23	37,354	35	6,307	9,883	8,772	1 decile
66,606	12,418	90	65,055	132	5,385	14,387	6,584	2 decile
75,248	12,923	311	75,309	394	4,170	18,753	6,367	3 decile
86,100	11,580	411	87,082	492	3,707	19,851	3,891	4 decile
99,184	10,431	532	99,883	689	4,583	31,663	7,212	5 decile
115,109	9,796	832	116,131	1,287	4,077	55,204	6,542	6 decile
138,800	9,605	1,237	138,760	2,231	4,258	84,065	7,660	7 decile
171,643	9,374	1,488	173,176	3,475	3,487	121,853	6,290	8 decile
223,170	8,998	2,454	225,693	6,893	3,848	176,076	7,416	9 decile
434,108	9,639	1,025	295,869	2,599	3,541	355,751	7,477	10 decile

Note : 1) As of the end of the Year 2) Based on the resident place

3) While C.E. is based on estimated contribution S.E. is based on imposed contribution

4) Excluding contributions of the insured recently retired from the company and contributions imposed on the monthly incomes

제 1-8 표  
Table 1-8

시·군·구별 보험료  
Distribution of Contributions by decile

구 분	계 Total			직장 계 I.W. Sub_Total			
	세대수 Households	평균보험료 average Contribution	적용인구 Population under	가입자 Insured	평균보험료 average Contribution	적용인구 Population under	가입자 Insured
통 해 시	45,293	105,923	77,890	29,065	129,117	52,774	25,539
1분위	5,399	28,053	7,850	3,382	38,228	4,781	3,376
2분위	5,905	42,742	7,950	3,223	66,507	4,741	3,169
3분위	5,337	54,252	8,131	3,321	75,391	4,914	3,218
4분위	4,330	61,002	5,679	2,683	86,271	3,961	2,580
5분위	4,677	71,553	7,323	2,758	99,474	4,206	2,499
6분위	3,925	96,254	6,470	2,696	115,650	4,422	2,370
7분위	4,090	120,894	7,363	2,764	138,948	5,083	2,224
8분위	4,480	156,818	9,203	3,170	171,369	6,909	2,514
9분위	4,386	212,129	10,948	3,215	224,884	8,674	2,153
10분위	2,764	361,857	6,973	1,853	372,844	5,083	1,436
태 백 시	21,194	99,531	35,107	13,657	123,117	24,264	12,182
1분위	3,251	23,769	4,285	1,722	35,703	2,232	1,719
2분위	2,888	41,423	3,788	1,488	67,068	2,193	1,409
3분위	2,127	54,736	3,078	1,345	75,298	1,896	1,325
4분위	2,170	64,551	2,807	1,453	86,616	2,058	1,389
5분위	2,201	74,473	3,434	1,395	99,470	2,193	1,280
6분위	1,969	98,791	3,264	1,438	115,652	2,399	1,271
7분위	1,802	122,567	3,192	1,299	137,859	2,322	1,122
8분위	1,575	157,869	3,123	1,146	171,532	2,437	873
9분위	2,142	216,798	5,342	1,684	228,266	4,496	1,210
10분위	1,069	340,263	2,794	687	331,701	2,038	584
속 초 시	45,225	107,199	73,828	27,268	120,807	45,823	23,859
1분위	4,766	29,817	6,806	3,249	38,679	4,474	3,245
2분위	6,164	43,535	8,082	3,447	66,708	4,973	3,411
3분위	5,629	54,233	8,331	3,495	75,472	5,024	3,411
4분위	5,376	64,430	7,119	3,612	86,214	5,299	3,475
5분위	4,766	74,603	7,342	3,029	99,242	4,674	2,781
6분위	4,146	93,530	6,748	2,655	115,447	4,419	2,285
7분위	3,859	117,064	7,022	2,356	138,571	4,361	1,843
8분위	3,542	150,641	6,796	2,017	172,132	4,209	1,337
9분위	3,864	201,328	8,627	2,044	223,783	5,138	1,057
10분위	3,113	410,974	6,955	1,364	458,339	3,252	1,014
삼 척 시	32,880	100,296	54,652	19,972	128,570	35,773	17,780
1분위	5,473	20,575	7,279	2,179	37,404	3,029	2,178
2분위	3,953	45,274	5,365	2,371	65,778	3,403	2,313
3분위	3,667	50,703	5,203	2,100	75,384	3,093	2,072
4분위	2,867	66,828	3,823	2,044	85,726	2,921	1,955
5분위	3,198	71,173	4,960	1,861	99,544	2,867	1,673
6분위	2,973	93,865	4,893	1,919	115,420	3,167	1,682
7분위	2,992	119,257	5,369	1,922	138,636	3,611	1,624
8분위	2,799	157,503	5,697	2,008	171,946	4,345	1,656
9분위	3,045	211,497	7,372	2,268	224,184	5,903	1,558
10분위	1,913	355,618	4,691	1,300	361,448	3,434	1,069
홍 천 군	33,224	92,135	55,134	17,689	110,046	29,963	16,195
1분위	6,277	19,953	8,508	2,395	37,159	3,336	2,393
2분위	3,814	49,731	5,876	2,533	67,127	3,887	2,487
3분위	3,977	57,193	5,595	2,758	75,345	4,191	2,676
4분위	2,350	81,043	3,600	2,174	85,956	3,325	2,120
5분위	3,378	70,847	5,508	1,964	98,981	3,117	1,843
6분위	2,975	85,169	5,120	1,512	114,962	2,540	1,341
7분위	3,884	103,798	6,888	1,308	138,226	2,376	1,140
8분위	2,672	143,111	5,285	1,174	172,133	2,496	921
9분위	2,296	197,903	5,122	1,073	225,939	2,721	614
10분위	1,601	372,050	3,632	798	375,142	1,974	660
횡 성 군	23,589	93,777	39,336	12,849	113,822	22,240	11,777
1분위	4,273	19,127	5,697	1,493	37,689	2,120	1,493
2분위	2,463	50,176	3,790	1,650	67,344	2,512	1,604
3분위	2,726	56,815	3,813	1,868	75,447	2,841	1,831
4분위	1,761	81,370	2,674	1,634	86,115	2,501	1,587
5분위	2,488	73,569	4,051	1,552	99,144	2,496	1,486
6분위	2,442	86,716	4,227	1,300	114,945	2,319	1,197
7분위	2,714	106,185	4,977	1,057	138,423	2,045	924
8분위	1,963	142,995	3,921	876	170,181	1,864	692
9분위	1,690	199,479	3,803	885	224,020	2,234	530
10분위	1,069	381,500	2,383	534	405,458	1,308	433

주 : 1) 연도말 기준 2) 주민등록주소지 기준  
3) 직장은 산정보험료 기준이며, 지역은 부과보험료 기준.  
4) 직장보험료는 임의계속가입자와 소득월액 대상자를 제외

# 분위별 현황 <계속>

## of Contribution in each District <Cont'd>

(단위 : 명, 원)

Unit : Person, Won

근로자 C.E.		공·교 G. & T.			지역 S.E.			Division
평균보험료 average Contribution	적용인구 Population under	가입자 Insured	평균보험료 average Contribution	적용인구 Population under	세대수 Households	평균보험료 average Contribution	적용인구 Population under	
122,043	45,082	3,526	180,354	7,692	16,228	64,380	25,116	Donghae-si
38,219	4,775	6	43,252	6	2,017	10,991	3,069	1 decile
66,500	4,666	54	66,947	75	2,682	14,182	3,209	2 decile
75,383	4,789	103	75,643	125	2,016	19,431	3,217	3 decile
86,230	3,820	103	87,296	141	1,647	19,838	1,718	4 decile
99,383	3,860	259	100,352	346	1,919	31,426	3,117	5 decile
115,559	3,962	326	116,311	460	1,229	53,706	2,048	6 decile
138,806	4,182	540	139,530	901	1,326	83,263	2,280	7 decile
171,310	5,487	656	171,597	1,422	1,310	121,606	2,294	8 decile
223,640	5,541	1,062	227,405	3,133	1,171	177,110	2,274	9 decile
396,196	4,000	417	292,429	1,083	911	339,509	1,890	10 decile
117,364	21,265	1,475	170,629	2,999	7,537	56,795	10,843	Taebaek-si
35,698	2,227	3	38,220	5	1,529	10,330	2,053	1 decile
66,875	2,096	79	70,521	97	1,400	14,166	1,595	2 decile
75,259	1,874	20	77,833	22	782	19,371	1,182	3 decile
86,605	1,982	64	86,849	76	717	19,837	749	4 decile
99,326	2,052	115	101,071	141	806	31,208	1,241	5 decile
115,726	2,168	167	115,095	231	531	53,127	865	6 decile
137,821	2,030	177	138,099	292	503	83,076	870	7 decile
170,718	1,841	273	174,135	596	429	121,370	686	8 decile
229,544	3,209	474	225,002	1,287	458	174,634	846	9 decile
339,862	1,786	103	285,429	252	382	355,661	756	10 decile
112,838	38,771	3,409	176,577	7,052	17,957	86,535	28,005	Sokcho-si
38,681	4,468	4	36,748	6	1,517	10,837	2,332	1 decile
66,675	4,930	36	69,822	43	2,717	14,137	3,109	2 decile
75,455	4,922	84	76,195	102	2,134	19,448	3,307	3 decile
86,172	5,127	137	87,289	172	1,764	19,825	1,820	4 decile
99,186	4,378	248	99,870	296	1,737	31,638	2,668	5 decile
115,421	3,914	370	115,606	505	1,491	54,503	2,329	6 decile
138,395	3,525	513	139,201	836	1,503	83,351	2,661	7 decile
171,644	2,735	680	173,090	1,474	1,525	122,217	2,587	8 decile
221,334	2,436	987	226,406	2,702	1,820	176,110	3,489	9 decile
517,121	2,336	350	288,039	916	1,749	374,034	3,703	10 decile
122,394	31,104	2,192	178,666	4,669	12,908	56,550	18,879	Samcheok-si
37,395	3,028	1	55,720	1	3,294	9,443	4,250	1 decile
65,791	3,331	58	65,278	72	1,582	14,544	1,962	2 decile
75,379	3,065	28	75,786	28	1,567	17,626	2,110	3 decile
85,660	2,818	89	87,175	103	823	19,894	902	4 decile
99,437	2,644	188	100,504	223	1,337	31,683	2,093	5 decile
115,265	2,843	237	116,517	324	1,054	54,622	1,726	6 decile
138,492	3,113	298	139,419	498	1,070	84,447	1,758	7 decile
171,669	3,540	352	173,254	805	791	120,837	1,352	8 decile
222,720	3,872	710	227,396	2,031	777	174,466	1,469	9 decile
376,484	2,850	231	291,869	584	613	343,254	1,257	10 decile
104,290	26,801	1,494	172,437	3,162	15,535	71,742	25,171	Hongcheon-gun
37,154	3,332	2	43,315	4	3,882	9,337	5,172	1 decile
67,160	3,832	46	65,345	55	1,281	15,334	1,989	2 decile
75,335	4,092	82	75,677	99	1,219	16,122	1,404	3 decile
85,939	3,259	54	86,622	66	176	20,367	275	4 decile
98,912	2,949	121	100,033	168	1,414	31,769	2,391	5 decile
114,943	2,299	171	115,116	241	1,463	54,377	2,580	6 decile
138,255	2,088	168	138,028	288	2,576	86,316	4,512	7 decile
171,728	1,908	253	173,608	588	1,498	120,366	2,789	8 decile
224,184	1,412	459	228,286	1,309	1,223	173,306	2,401	9 decile
393,031	1,630	138	289,582	344	803	368,978	1,658	10 decile
108,122	19,792	1,072	176,444	2,448	10,740	69,796	17,096	Hoengseong-gun
37,689	2,120	-	-	-	2,780	9,158	3,577	1 decile
67,375	2,451	46	66,280	61	813	15,333	1,278	2 decile
75,467	2,788	37	74,476	53	858	16,249	972	3 decile
86,089	2,441	47	86,994	60	127	20,318	173	4 decile
99,138	2,404	66	99,292	92	936	31,162	1,555	5 decile
114,880	2,155	103	115,697	164	1,142	54,581	1,908	6 decile
138,349	1,798	133	138,934	247	1,657	85,621	2,932	7 decile
169,608	1,399	184	172,335	465	1,087	121,087	2,057	8 decile
221,840	1,195	355	227,275	1,039	805	172,498	1,569	9 decile
430,946	1,041	101	296,183	267	535	357,586	1,075	10 decile

Note : 1) As of the end of the Year 2) Based on the resident place

3) While C.E. is based on estimated contribution S.E. is based on imposed contribution

4) Excluding contributions of the insured recently retired from the company and contributions imposed on the monthly incomes

제 1-8 표  
Table 1-8

시·군·구별 보험료  
Distribution of Contributions by decile

구 분	계 Total			직장 계 I.W. Sub_Total			
	세대수 Households	평균보험료 average Contribution	적용인구 Population under	가입자 Insured	평균보험료 average Contribution	적용인구 Population under	가입자 Insured
영 월 군	19,972	91,019	32,259	11,171	120,831	19,153	9,798
1분위	4,321	17,351	5,582	1,252	37,602	1,743	1,251
2분위	2,261	49,029	3,306	1,470	67,162	2,115	1,458
3분위	2,318	53,832	3,107	1,479	75,205	2,180	1,420
4분위	1,279	80,471	1,858	1,166	86,294	1,695	1,095
5분위	1,929	69,753	2,990	1,096	98,919	1,687	1,000
6분위	1,803	89,136	2,994	1,035	115,472	1,676	895
7분위	2,095	112,309	3,719	1,068	138,539	1,893	926
8분위	1,471	151,508	2,922	881	172,194	1,841	651
9분위	1,619	210,309	3,764	1,155	225,704	2,895	666
10분위	876	354,332	2,017	569	358,299	1,428	436
평 창 군	21,942	94,959	36,077	11,515	116,616	19,600	10,272
1분위	4,046	18,164	5,399	1,313	36,621	1,835	1,313
2분위	2,538	48,624	3,867	1,635	66,998	2,525	1,626
3분위	2,375	54,579	3,263	1,538	75,442	2,300	1,517
4분위	1,585	81,994	2,338	1,480	86,373	2,185	1,367
5분위	2,161	72,164	3,430	1,298	99,169	2,034	1,178
6분위	2,178	86,123	3,689	1,130	115,179	1,879	989
7분위	2,470	104,992	4,479	910	138,169	1,720	779
8분위	1,826	143,958	3,587	807	172,775	1,722	634
9분위	1,671	198,699	3,666	849	223,142	2,112	443
10분위	1,092	393,189	2,359	555	410,560	1,288	426
정 선 군	19,348	88,577	30,799	10,866	119,283	18,419	9,676
1분위	4,186	15,566	5,351	980	36,843	1,296	980
2분위	2,257	47,754	3,299	1,407	67,340	2,086	1,390
3분위	1,963	51,637	2,643	1,176	75,316	1,747	1,140
4분위	1,329	80,957	1,912	1,228	85,938	1,744	1,176
5분위	1,901	72,617	2,953	1,157	99,263	1,780	1,064
6분위	2,048	93,523	3,326	1,294	116,360	2,128	1,145
7분위	2,141	116,657	3,765	1,276	138,562	2,289	1,095
8분위	1,298	152,090	2,543	811	171,286	1,647	621
9분위	1,574	213,687	3,494	1,160	227,222	2,722	777
10분위	651	336,094	1,513	377	335,441	980	288
철 원 군	18,757	87,647	31,748	10,202	109,763	17,778	8,898
1분위	3,565	18,819	4,708	1,174	38,414	1,619	1,174
2분위	2,106	48,299	3,411	1,340	67,127	2,146	1,329
3분위	2,533	57,774	3,587	1,784	75,282	2,715	1,751
4분위	1,406	81,604	2,199	1,313	85,936	2,062	1,231
5분위	1,906	73,427	3,235	1,182	98,960	2,020	1,068
6분위	1,710	86,741	2,991	908	115,228	1,527	769
7분위	2,231	103,736	4,044	705	138,995	1,308	542
8분위	1,446	146,153	3,009	728	172,114	1,562	510
9분위	1,247	203,949	3,099	748	224,320	2,001	296
10분위	607	376,837	1,465	320	390,414	818	228
화 천 군	10,064	83,366	16,173	5,498	104,137	9,182	4,878
1분위	2,223	18,899	2,883	783	37,041	1,057	781
2분위	1,247	52,872	1,829	899	67,402	1,330	874
3분위	1,311	56,547	1,760	899	74,967	1,275	891
4분위	691	80,017	1,060	630	85,810	966	590
5분위	1,027	71,573	1,698	613	98,921	1,058	564
6분위	927	83,980	1,589	453	114,823	804	405
7분위	926	103,961	1,661	316	139,179	587	256
8분위	700	146,198	1,373	342	172,242	698	226
9분위	679	202,353	1,554	397	222,649	989	182
10분위	333	343,136	766	166	346,737	418	109
양 구 군	9,197	85,638	15,204	5,126	109,077	8,627	4,362
1분위	1,874	20,564	2,525	690	40,079	935	690
2분위	1,144	50,146	1,753	769	67,127	1,154	735
3분위	1,130	56,458	1,578	770	75,327	1,156	751
4분위	688	81,858	1,003	645	85,957	935	619
5분위	977	69,438	1,606	550	98,977	865	483
6분위	841	83,918	1,476	411	115,102	697	356
7분위	957	104,728	1,797	345	138,622	693	257
8분위	651	149,015	1,325	352	172,892	764	196
9분위	631	206,436	1,438	414	224,386	992	173
10분위	304	347,621	703	180	350,488	436	102

주 : 1) 연도말 기준 2) 주민등록주소지 기준  
3) 직장은 산정보험료 기준이며, 지역은 부과보험료 기준.  
4) 직장보험료는 임의계속가입자와 소득월액 대상자를 제외



# 분위별 현황 <계속> of Contribution in each District <Cont'd>

(단위 : 명, 원)  
Unit : Person, Won

근로자 C.E.		공·교 G. & T.			지역 S.E.			Division
평균보험료 average Contribution	적용인구 Population under	가입자 Insured	평균보험료 average Contribution	적용인구 Population under	세대수 Households	평균보험료 average Contribution	적용인구 Population under	
112,666	16,210	1,373	179,100	2,943	8,801	53,179	13,106	Yeongwol-gun
37,589	1,741	1	53,760	2	3,069	9,089	3,839	1 decile
67,143	2,100	12	69,399	15	791	15,330	1,191	2 decile
75,182	2,114	59	75,772	66	839	16,155	927	3 decile
86,269	1,604	71	86,689	91	113	20,382	163	4 decile
98,802	1,548	96	100,131	139	833	31,380	1,303	5 decile
115,591	1,469	140	114,713	207	768	53,643	1,318	6 decile
138,311	1,657	142	140,027	236	1,027	85,032	1,826	7 decile
171,320	1,294	230	174,666	547	590	120,619	1,081	8 decile
225,700	1,599	489	225,711	1,296	464	171,985	869	9 decile
379,775	1,084	133	287,899	344	307	346,980	589	10 decile
109,430	16,944	1,243	176,000	2,656	10,427	71,042	16,477	Pyeongchang-gun
36,621	1,835	-	-	-	2,733	9,297	3,564	1 decile
66,984	2,511	9	69,693	14	903	15,356	1,342	2 decile
75,427	2,276	21	76,578	24	837	16,242	963	3 decile
86,450	2,045	113	85,445	140	105	20,260	153	4 decile
99,167	1,877	120	99,186	157	863	31,547	1,396	5 decile
115,137	1,659	141	115,472	220	1,048	54,795	1,810	6 decile
137,960	1,491	131	139,413	229	1,560	85,638	2,759	7 decile
171,958	1,300	173	175,769	422	1,019	121,135	1,865	8 decile
221,791	980	406	224,617	1,132	822	173,453	1,554	9 decile
443,741	970	129	300,985	318	537	375,236	1,071	10 decile
112,795	15,925	1,190	172,038	2,494	8,482	49,241	12,380	Jeongseon-gun
36,843	1,296	-	-	-	3,206	9,062	4,055	1 decile
67,339	2,065	17	67,393	21	850	15,334	1,213	2 decile
75,266	1,697	36	76,921	50	787	16,253	896	3 decile
85,843	1,687	52	88,086	57	101	20,397	168	4 decile
99,306	1,659	93	98,776	121	744	31,179	1,173	5 decile
116,331	1,914	149	116,582	214	754	54,331	1,198	6 decile
138,011	1,956	181	141,897	333	865	84,345	1,476	7 decile
170,962	1,220	190	172,344	427	487	120,124	896	8 decile
228,493	1,676	383	224,645	1,046	414	175,761	772	9 decile
351,585	755	89	283,201	225	274	336,992	533	10 decile
100,357	14,953	1,304	173,942	2,825	8,555	61,274	13,970	Cheorwon-gun
38,414	1,619	-	-	-	2,391	9,198	3,089	1 decile
67,137	2,130	11	65,984	16	766	15,361	1,265	2 decile
75,264	2,675	33	76,274	40	749	16,072	872	3 decile
85,979	1,954	82	85,296	108	93	20,438	137	4 decile
98,919	1,863	114	99,339	157	724	31,742	1,215	5 decile
115,190	1,335	139	115,434	192	802	54,489	1,464	6 decile
138,855	1,015	163	139,462	293	1,526	87,447	2,736	7 decile
171,378	1,060	218	173,837	502	718	119,830	1,447	8 decile
222,507	729	452	225,507	1,272	499	173,414	1,098	9 decile
431,038	573	92	289,738	245	287	361,699	647	10 decile
94,884	7,757	620	176,936	1,425	4,566	58,355	6,991	Hwacheon-gun
37,027	1,055	2	42,420	2	1,440	9,035	1,826	1 decile
67,520	1,289	25	63,264	41	348	15,336	499	2 decile
74,961	1,264	8	75,608	11	412	16,356	485	3 decile
85,759	916	40	86,564	50	61	20,186	94	4 decile
98,836	983	49	99,902	75	414	31,079	640	5 decile
114,781	727	48	115,174	77	474	54,503	785	6 decile
139,309	489	60	138,625	98	610	85,717	1,074	7 decile
170,396	409	116	175,839	289	358	121,319	675	8 decile
219,776	362	215	225,082	627	282	173,781	565	9 decile
377,275	263	57	288,341	155	167	339,556	348	10 decile
97,111	6,985	764	177,396	1,642	4,071	56,124	6,577	Yanggu-gun
40,079	935	-	-	-	1,184	9,192	1,590	1 decile
67,000	1,113	34	69,864	41	375	15,326	599	2 decile
75,314	1,136	19	75,860	20	360	16,100	422	3 decile
85,904	907	26	87,240	28	43	20,372	68	4 decile
98,895	773	67	99,568	92	427	31,391	741	5 decile
115,061	626	55	115,371	71	430	54,112	779	6 decile
138,275	530	88	139,635	163	612	85,621	1,104	7 decile
172,347	387	156	173,577	377	299	120,906	561	8 decile
223,185	353	241	225,248	639	217	172,192	446	9 decile
395,189	225	78	292,033	211	124	343,459	267	10 decile

Note : 1) As of the end of the Year 2) Based on the resident place

3) While C.E. is based on estimated contribution S.E. is based on imposed contribution

4) Excluding contributions of the insured recently retired from the company and contributions imposed on the monthly incomes

제 1-8 표  
Table 1-8

시·군·구별 보험료  
Distribution of Contributions by decile

구 분	계 Total			직장 계 I.W. Sub_Total			
	세대수 Households	평균보험료 average Contribution	적용인구 Population under	가입자 Insured	평균보험료 average Contribution	적용인구 Population under	가입자 Insured
인 제 군	14,347	90,744	22,834	8,050	108,990	13,049	7,059
1분위	2,823	20,481	3,606	1,095	38,173	1,467	1,095
2분위	1,617	50,576	2,275	1,101	67,094	1,556	1,086
3분위	1,802	57,005	2,473	1,243	75,362	1,838	1,218
4분위	1,108	81,659	1,603	1,030	86,305	1,495	950
5분위	1,490	73,304	2,282	926	98,760	1,360	839
6분위	1,359	86,692	2,251	725	115,055	1,189	619
7분위	1,489	104,793	2,644	550	138,565	979	411
8분위	1,077	147,047	2,153	555	171,935	1,128	379
9분위	982	202,919	2,228	551	224,902	1,404	269
10분위	600	380,653	1,319	274	396,758	633	193
고 성 군	15,501	86,544	23,706	7,736	112,935	12,541	6,806
1분위	3,436	18,727	4,510	1,038	40,394	1,436	1,038
2분위	1,720	47,284	2,520	1,075	66,459	1,583	1,069
3분위	1,732	54,072	2,321	1,110	75,327	1,600	1,095
4분위	1,024	79,137	1,492	918	85,938	1,339	859
5분위	1,496	69,403	2,282	835	99,418	1,250	736
6분위	2,019	80,876	2,950	792	114,981	1,324	700
7분위	1,543	107,407	2,552	607	138,927	1,041	472
8분위	983	147,941	1,800	517	172,661	994	357
9분위	908	203,546	1,958	539	223,577	1,286	246
10분위	640	403,213	1,321	305	424,948	688	234
양 양 군	14,870	97,315	23,969	8,076	117,194	13,422	7,175
1분위	2,847	19,287	3,711	998	37,869	1,372	998
2분위	1,621	49,246	2,444	1,071	66,652	1,572	1,057
3분위	1,643	55,771	2,241	1,094	75,652	1,603	1,076
4분위	1,010	82,282	1,451	950	86,202	1,366	899
5분위	1,553	71,001	2,394	901	99,492	1,371	819
6분위	1,461	89,406	2,449	837	115,628	1,392	744
7분위	1,612	107,955	2,849	688	138,837	1,288	578
8분위	1,175	145,484	2,239	567	171,541	1,167	434
9분위	1,140	199,547	2,428	575	223,815	1,358	258
10분위	808	401,309	1,763	395	417,019	933	312

주 : 1) 연도말 기준 2) 주민등록주소지 기준  
3) 직장은 산정보험료 기준이며, 지역은 부과보험료 기준.  
4) 직장보험료는 임의계속가입자와 소득월액 대상자를 제외

## 분위별 현황 <계속> of Contribution in each District <Cont'd>

(단위 : 명, 원)  
Unit : Person, Won

근로자 C.E.		공·교 G. & T.			지역 S.E.			Division
평균보험료 average Contribution	적용인구 Population under	가입자 Insured	평균보험료 average Contribution	적용인구 Population under	세대수 Households	평균보험료 average Contribution	적용인구 Population under	
100,488	11,051	991	169,550	1,998	6,297	67,418	9,785	Inje-gun
38,173	1,467	-	-	-	1,728	9,269	2,139	1 decile
67,129	1,538	15	64,604	18	516	15,330	719	2 decile
75,345	1,808	25	76,155	30	559	16,186	635	3 decile
86,284	1,400	80	86,555	95	78	20,305	108	4 decile
98,680	1,246	87	99,528	114	564	31,511	922	5 decile
114,833	1,026	106	116,352	163	634	54,259	1,062	6 decile
138,434	746	139	138,952	233	939	85,012	1,665	7 decile
171,262	745	176	173,385	383	522	120,584	1,025	8 decile
223,215	636	282	226,511	768	431	174,817	824	9 decile
441,365	439	81	290,470	194	326	367,117	686	10 decile
104,690	10,598	930	173,279	1,943	7,765	60,251	11,165	Goseong-gun
40,394	1,436	-	-	-	2,398	9,349	3,074	1 decile
66,452	1,576	6	67,652	7	645	15,326	937	2 decile
75,336	1,571	15	74,683	29	622	16,140	721	3 decile
85,795	1,271	59	88,023	68	106	20,242	153	4 decile
99,443	1,126	99	99,235	124	661	31,487	1,032	5 decile
114,942	1,194	92	115,274	130	1,227	58,863	1,626	6 decile
138,810	837	135	139,339	204	936	86,966	1,511	7 decile
171,188	631	160	175,948	363	466	120,515	806	8 decile
222,638	462	293	224,366	824	369	174,285	672	9 decile
462,863	494	71	299,989	194	335	383,425	633	10 decile
109,649	11,505	901	177,275	1,917	6,794	73,685	10,547	Yangyang-gun
37,869	1,372	-	-	-	1,849	9,258	2,339	1 decile
66,642	1,548	14	67,357	24	550	15,352	872	2 decile
75,599	1,584	18	78,784	19	549	16,156	638	3 decile
86,158	1,294	51	86,975	72	60	20,224	85	4 decile
99,461	1,258	82	99,805	113	652	31,628	1,023	5 decile
115,638	1,260	93	115,551	132	624	54,232	1,057	6 decile
138,498	1,093	110	140,618	195	924	84,960	1,561	7 decile
170,687	859	133	174,329	308	608	121,184	1,072	8 decile
222,303	520	317	225,046	838	565	174,850	1,070	9 decile
451,021	717	83	289,205	216	413	386,283	830	10 decile

Note : 1) As of the end of the Year 2) Based on the resident place

3) While C.E. is based on estimated contribution S.E. is based on imposed contribution

4) Excluding contributions of the insured recently retired from the company and contributions imposed on the monthly incomes



## 제2장

# 진료실적 현황



제 2-1 표  
Table 2-1

시·군·구별  
Medical Treatment

구 분		진료실인원수 Patients	입내원일수 Visit	요양급여일수 Reimbursed Days	진료비 Medical Expense	급여비 Benefit
서 울		9,162,153	206,362,316	2,208,747,943	21,226,017,969	16,240,579,754
종 로 구		139,408	2,953,848	33,407,319	329,402,937	250,977,422
중 구		126,591	2,840,908	30,950,678	312,227,165	240,184,277
용 산 구		206,155	4,454,044	48,969,101	476,846,380	364,434,058
성 동 구		270,989	6,201,110	65,017,408	632,963,937	480,653,967
광 진 구		328,752	7,067,468	74,445,731	713,677,277	539,314,590
동 대 문 구		335,364	7,705,830	83,543,718	819,704,064	631,102,308
중 랑 구		367,724	9,202,105	98,492,370	958,650,957	746,783,859
성 북 구		411,709	9,194,810	101,429,204	954,214,185	729,061,628
강 북 구		275,853	7,000,151	78,616,112	743,875,767	583,264,430
도 봉 구		293,570	7,013,096	80,126,000	725,897,549	560,855,956
노 원 구		479,285	11,231,925	123,329,740	1,145,995,961	896,575,678
은 평 구		447,549	10,800,953	115,274,156	1,114,282,631	859,700,115
서 대 문 구		298,615	6,752,488	72,159,696	689,699,046	524,064,253
마 포 구		354,035	7,492,522	77,469,136	750,888,536	568,037,397
양 천 구		419,352	9,453,729	100,327,530	959,971,542	732,177,464
강 서 구		545,029	12,556,164	131,666,317	1,300,201,101	1,005,317,466
구 로 구		399,864	9,252,159	98,817,927	987,537,510	755,209,560
금 천 구		234,547	5,396,068	60,191,425	594,105,789	462,180,849
영 등 포 구		385,950	8,455,738	88,999,274	891,006,953	679,320,790
동 작 구		367,431	8,115,525	86,547,796	841,600,249	639,172,017
관 악 구		467,242	10,121,865	105,993,683	1,053,949,851	812,780,664
서 초 구		395,554	8,199,531	87,357,243	813,716,061	604,467,388
강 남 구		535,345	10,939,916	117,483,404	1,090,337,251	816,039,450
송 파 구		632,018	13,686,401	141,839,054	1,317,749,680	989,587,152
강 동 구		444,222	10,273,962	106,293,921	1,007,515,590	769,317,013
인 천		2,939,526	66,490,575	698,758,592	6,982,893,423	5,404,441,534
중 구		156,115	3,228,472	33,373,865	346,802,265	268,598,384
동 구		57,806	1,562,567	17,181,295	173,588,248	135,064,127
미 추 홀 구		394,856	9,484,189	101,651,492	1,038,440,700	810,790,376
연 수 구		389,988	7,924,171	79,552,642	788,051,069	599,318,858
남 동 구		484,436	11,524,095	119,925,022	1,206,147,942	938,439,793
부 평 구		486,110	11,327,579	120,540,764	1,187,821,143	921,411,796
계 양 구		269,968	6,401,757	67,634,553	662,276,123	514,209,678
서 구		613,652	12,908,773	130,175,149	1,307,876,605	1,006,305,401
강 화 군		66,856	1,694,875	22,696,419	213,786,034	165,723,747
용 진 군		19,739	434,097	6,027,391	58,103,295	44,579,373
경 기		13,455,871	285,502,619	3,074,217,912	29,289,773,984	22,357,667,243
수 원 시 장 안 구		264,417	5,746,441	60,814,528	572,358,671	438,084,908
수 원 시 권 선 구		360,825	7,690,422	79,956,414	766,224,549	583,891,059
수 원 시 팔 달 구		198,883	4,433,362	45,666,499	455,273,526	350,844,424
수 원 시 영 통 구		356,700	6,951,256	67,634,958	619,043,233	461,641,252
성 남 시 수 정 구		232,588	5,478,166	58,187,486	549,045,151	424,205,263
성 남 시 중 원 구		204,335	4,932,881	52,592,973	498,508,877	384,131,985
성 남 시 분 당 구		458,067	9,265,338	101,931,017	900,834,467	675,873,397
의 정 부 시		447,884	9,868,969	111,081,503	1,038,658,787	802,523,325
안 양 시 만 안 구		225,757	5,146,011	56,808,849	556,718,743	428,800,401
안 양 시 동 안 구		305,572	6,498,071	67,547,045	629,319,178	472,753,638
부 천 시		771,599	17,580,512	189,651,440	1,844,203,422	1,411,559,736

주 : 진료일 기준(의료이용은 약국제외, 요양급여일수, 진료비와 급여비는 약국포함)이며, 의료급여 포함

# 진료실적 현황 (계)

## Activities by District (Total)

(단위 : 명, 일, 천원, 원)  
Unit : Person, Day, 1,000Won, WON

진료실인원수당		Per Patient		입내원1일당		요양급여1일당		Division
진료비 Medical Expense	급여비 Benefit	입내원일수 Visit	요양급여일수 Reimbursed Days	진료비 Medical Expense	급여비 Benefit	진료비 Medical Expense	급여비 Benefit	
<b>2,316,706</b>	<b>1,772,572</b>	<b>22.52</b>	<b>241.07</b>	<b>102,858</b>	<b>78,699</b>	<b>9,610</b>	<b>7,353</b>	<b>Seoul</b>
2,362,870	1,800,309	21.19	239.64	111,517	84,966	9,860	7,513	Jongno-gu
2,466,425	1,897,325	22.44	244.49	109,904	84,545	10,088	7,760	Jung-gu
2,313,048	1,767,767	21.61	237.54	107,059	81,821	9,738	7,442	Yongsan-gu
2,335,755	1,773,703	22.88	239.93	102,073	77,511	9,735	7,393	Seongdong-gu
2,170,868	1,640,491	21.50	226.45	100,981	76,309	9,587	7,244	Gwangjin-gu
2,444,222	1,881,843	22.98	249.11	106,375	81,899	9,812	7,554	Dongdaemun-gu
2,606,985	2,030,827	25.02	267.84	104,177	81,154	9,733	7,582	Jungnang-gu
2,317,691	1,770,818	22.33	246.36	103,777	79,291	9,408	7,188	Seongbuk-gu
2,696,638	2,114,403	25.38	284.99	106,266	83,322	9,462	7,419	Gangbuk-gu
2,472,656	1,910,468	23.89	272.94	103,506	79,973	9,059	7,000	Dobong-gu
2,391,053	1,870,652	23.43	257.32	102,030	79,824	9,292	7,270	Nowon-gu
2,489,744	1,920,907	24.13	257.57	103,165	79,595	9,666	7,458	Eunpyeong-gu
2,309,660	1,754,983	22.61	241.65	102,140	77,611	9,558	7,263	Seodaemun-gu
2,120,944	1,604,467	21.16	218.82	100,218	75,814	9,693	7,332	Mapo-gu
2,289,178	1,745,973	22.54	239.24	101,544	77,449	9,568	7,298	Yangcheon-gu
2,385,563	1,844,521	23.04	241.58	103,551	80,066	9,875	7,635	Gangseo-gu
2,469,683	1,888,666	23.14	247.13	106,736	81,625	9,994	7,642	Guro-gu
2,532,992	1,970,526	23.01	256.63	110,100	85,651	9,870	7,679	Geumcheon-gu
2,308,607	1,760,126	21.91	230.60	105,373	80,338	10,011	7,633	Yeongdeungpo-gu
2,290,499	1,739,570	22.09	235.55	103,703	78,759	9,724	7,385	Dongjak-gu
2,255,683	1,739,528	21.66	226.85	104,126	80,299	9,944	7,668	Gwanak-gu
2,057,155	1,528,154	20.73	220.85	99,239	73,720	9,315	6,919	Seocho-gu
2,036,700	1,524,324	20.44	219.45	99,666	74,593	9,281	6,946	Gangnam-gu
2,084,988	1,565,758	21.66	224.42	96,282	72,304	9,290	6,977	Songpa-gu
2,268,045	1,731,830	23.13	239.28	98,065	74,880	9,479	7,238	Gangdong-gu
<b>2,375,517</b>	<b>1,838,542</b>	<b>22.62</b>	<b>237.71</b>	<b>105,021</b>	<b>81,281</b>	<b>9,993</b>	<b>7,734</b>	<b>Incheon</b>
2,221,454	1,720,516	20.68	213.78	107,420	83,197	10,391	8,048	Jung-gu
3,002,945	2,336,507	27.03	297.22	111,092	86,437	10,103	7,861	Dong-gu
2,629,923	2,053,382	24.02	257.44	109,492	85,489	10,216	7,976	Michuhol-gu
2,020,706	1,536,762	20.32	203.99	99,449	75,632	9,906	7,534	Yeonsu-gu
2,489,798	1,937,180	23.79	247.56	104,663	81,433	10,058	7,825	Namdong-gu
2,443,523	1,895,480	23.30	247.97	104,861	81,342	9,854	7,644	Bupyeong-gu
2,453,165	1,904,706	23.71	250.53	103,452	80,323	9,792	7,603	Gyeyang-gu
2,131,300	1,639,863	21.04	212.13	101,317	77,955	10,047	7,730	Seo-gu
3,197,709	2,478,816	25.35	339.48	126,137	97,779	9,419	7,302	Ganghwa-gun
2,943,578	2,258,441	21.99	305.35	133,849	102,694	9,640	7,396	Ongjin-gun
<b>2,176,728</b>	<b>1,661,555</b>	<b>21.22</b>	<b>228.47</b>	<b>102,590</b>	<b>78,310</b>	<b>9,528</b>	<b>7,273</b>	<b>Gyeonggi</b>
2,164,606	1,656,796	21.73	229.99	99,602	76,236	9,412	7,204	Jangan-gu
2,123,535	1,618,211	21.31	221.59	99,634	75,924	9,583	7,303	Gwonseon-gu
2,289,153	1,764,074	22.29	229.61	102,693	79,137	9,970	7,683	Paldal-gu
1,735,473	1,294,200	19.49	189.61	89,055	66,411	9,153	6,825	Yongtong-gu
2,360,591	1,823,848	23.55	250.17	100,224	77,436	9,436	7,290	Sujeong-gu
2,439,665	1,879,913	24.14	257.39	101,058	77,872	9,479	7,304	Jungwon-gu
1,966,600	1,475,490	20.23	222.52	97,226	72,946	8,838	6,631	Bundang-gu
2,319,035	1,791,811	22.03	248.01	105,245	81,318	9,350	7,225	Uijeongbu-si
2,466,009	1,899,389	22.79	251.64	108,185	83,327	9,800	7,548	Manan-gu
2,059,479	1,547,110	21.27	221.05	96,847	72,753	9,317	6,999	Dongan-gu
2,390,106	1,829,395	22.78	245.79	104,900	80,291	9,724	7,443	Bucheon-si

Note : Based on the Treatments(excluding pharmacy from Medical Service Use, including pharmacy in Treatment Days/Medical Expense /Benefit Amount) including Medical aid

제 2-1 표  
Table 2-1

시·군·구별  
Medical Treatment

구 분	진료실인원수 Patients	입내원일수 Visit	요양급여일수 Reimbursed Days	진료비 Medical Expense	급여비 Benefit
광 명 시	274,429	6,292,608	65,458,324	638,724,733	485,958,356
평 택 시	590,085	11,813,084	125,330,747	1,211,228,763	921,183,692
동 두 천 시	85,411	2,139,383	23,866,113	235,608,802	186,003,255
안 산 시 상 록 구	330,893	6,910,749	73,609,122	732,682,884	562,296,533
안 산 시 단 원 구	326,151	6,792,524	68,794,201	712,490,297	544,348,962
고 양 시 덕 양 구	479,906	10,680,607	115,373,268	1,108,152,520	853,332,266
고 양 시 일 산 동 구	281,304	5,802,301	65,985,612	607,937,038	465,169,408
고 양 시 일 산 서 구	275,945	5,859,784	65,335,910	588,103,536	447,239,571
과 천 시	79,167	1,620,200	15,748,151	149,379,854	111,587,114
구 리 시	180,657	4,105,480	44,584,246	418,025,445	320,362,082
남 양 주 시	707,424	15,268,038	167,688,178	1,603,400,664	1,227,951,997
오 산 시	231,192	4,496,731	46,762,647	451,546,605	343,989,876
시 흥 시	536,380	10,977,950	110,661,285	1,149,159,159	876,980,074
군 포 시	256,318	5,626,247	60,298,786	573,923,868	440,496,609
의 왕 시	155,134	3,330,515	35,970,624	337,065,018	255,138,424
하 남 시	321,075	7,181,488	71,021,157	687,727,559	520,319,620
용 인 시 처 인 구	259,863	5,309,519	60,811,089	587,964,259	446,075,646
용 인 시 기 흥 구	422,449	8,420,710	94,877,123	850,669,380	640,296,602
용 인 시 수 지 구	364,675	7,423,507	79,446,913	696,911,391	519,313,572
파 주 시	488,326	10,336,642	112,211,014	1,094,275,016	845,435,072
이 천 시	218,524	4,423,864	50,139,203	461,014,188	353,316,505
안 성 시	194,233	4,151,736	47,412,123	450,763,560	344,516,641
김 포 시	483,726	10,106,435	105,329,122	1,054,608,397	807,044,165
화 성 시	959,796	18,307,872	184,661,946	1,780,347,262	1,345,046,636
광 주 시	384,314	7,813,893	90,927,390	822,603,807	622,757,891
양 주 시	263,380	5,646,081	62,228,855	588,886,893	454,751,717
포 천 시	145,021	3,138,992	40,227,262	368,272,858	285,772,515
여 주 시	111,849	2,640,148	30,405,069	282,924,384	218,745,341
연 천 군	40,581	981,896	12,667,514	114,325,593	89,380,974
가 평 군	60,752	1,490,029	18,567,607	173,043,017	135,834,172
양 평 군	120,284	2,822,177	35,944,599	327,818,630	252,712,569
<b>강 원</b>	<b>1,475,707</b>	<b>32,409,771</b>	<b>401,481,746</b>	<b>3,637,982,586</b>	<b>2,815,468,693</b>
춘 천 시	276,655	6,025,600	71,288,527	660,112,428	517,552,004
원 주 시	348,852	7,290,930	83,682,268	779,703,236	599,235,122
강 릉 시	201,376	4,120,266	54,764,771	478,178,379	369,008,985
동 해 시	85,578	1,991,854	23,375,255	209,429,237	161,949,314
태 백 시	37,317	950,055	11,741,347	105,364,740	81,598,493
속 초 시	78,591	1,759,273	20,751,934	191,765,248	149,368,183
삼 척 시	60,847	1,453,759	17,954,787	169,172,750	131,108,300
흥 천 군	65,211	1,537,708	20,300,536	181,020,152	139,956,892
횡 성 군	45,300	1,080,246	14,438,277	131,646,046	100,755,187
영 월 군	36,123	860,369	11,874,592	106,264,920	81,869,416
평 창 군	39,399	855,228	12,560,198	105,682,021	80,648,348
정 선 군	32,831	721,715	10,181,644	88,843,600	68,018,318
철 원 군	40,098	921,450	11,394,145	102,139,849	79,145,974
화 천 군	22,279	486,749	6,411,392	56,559,986	44,066,501
양 구 군	20,473	444,027	5,701,276	50,420,339	39,358,381
인 제 군	30,946	645,484	8,126,774	72,753,070	56,261,176
고 성 군	26,847	653,566	8,372,698	75,046,311	58,211,400
양 양 군	26,984	611,492	8,561,325	73,880,274	57,356,699

주 : 진료일 기준(의료이용은 약국제외, 요양급여일수, 진료비와 급여비는 약국포함)이며, 의료급여 포함



# 진료실적 현황 (계) <계속> Activities by District (Total) <Cont'd>

(단위 : 명, 일, 천원, 원)  
Unit : Person, Day, 1,000Won, WON

진료실인원수당 Per Patient				입내원1일당 Per Visit		요양급여1일당 Per reimbursed day		Division
진료비 Medical Expense	급여비 Benefit	입내원일수 Visit	요양급여일수 Reimbursed Days	진료비 Medical Expense	급여비 Benefit	진료비 Medical Expense	급여비 Benefit	
2,327,468	1,770,798	22.93	238.53	101,504	77,227	9,758	7,424	Gwangmyeong-si
2,052,634	1,561,103	20.02	212.39	102,533	77,980	9,664	7,350	Pyeongtaek-si
2,758,530	2,177,744	25.05	279.43	110,129	86,942	9,872	7,794	Dongducheon-si
2,214,259	1,699,330	20.89	222.46	106,021	81,365	9,954	7,639	Sangnok-gu
2,184,541	1,669,009	20.83	210.93	104,893	80,139	10,357	7,913	Danwon-gu
2,309,103	1,778,124	22.26	240.41	103,754	79,895	9,605	7,396	Deogyang-gu
2,161,139	1,653,618	20.63	234.57	104,775	80,170	9,213	7,050	Ilсандong-gu
2,131,235	1,620,756	21.24	236.77	100,363	76,324	9,001	6,845	Ilсанseo-gu
1,886,895	1,409,516	20.47	198.92	92,198	68,872	9,486	7,086	Gwacheon-si
2,313,918	1,773,317	22.73	246.79	101,821	78,033	9,376	7,186	Guri-si
2,266,534	1,735,808	21.58	237.04	105,017	80,426	9,562	7,323	Namyangju-si
1,953,124	1,487,897	19.45	202.27	100,417	76,498	9,656	7,356	Osan-si
2,142,435	1,634,998	20.47	206.31	104,679	79,886	10,384	7,925	Siheung-si
2,239,109	1,718,555	21.95	235.25	102,008	78,293	9,518	7,305	Gunpo-si
2,172,735	1,644,633	21.47	231.87	101,205	76,606	9,371	7,093	Uiwang-si
2,141,953	1,620,555	22.37	221.20	95,764	72,453	9,683	7,326	Hanam-si
2,262,593	1,716,580	20.43	234.01	110,738	84,014	9,669	7,335	Cheoin-gu
2,013,662	1,515,678	19.93	224.59	101,021	76,038	8,966	6,749	Giheung-gu
1,911,048	1,424,045	20.36	217.86	93,879	69,955	8,772	6,537	Suji-gu
2,240,870	1,731,292	21.17	229.79	105,864	81,790	9,752	7,534	Paju-si
2,109,673	1,616,832	20.24	229.44	104,211	79,866	9,195	7,047	Icheon-si
2,320,736	1,773,729	21.38	244.10	108,572	82,981	9,507	7,266	Anseong-si
2,180,177	1,668,391	20.89	217.75	104,350	79,854	10,013	7,662	Gimpo-si
1,854,923	1,401,388	19.07	192.40	97,245	73,468	9,641	7,284	Hwaseong-si
2,140,447	1,620,440	20.33	236.60	105,275	79,699	9,047	6,849	Gwangju-si
2,235,883	1,726,599	21.44	236.27	104,300	80,543	9,463	7,308	Yangju-si
2,539,445	1,970,560	21.65	277.39	117,322	91,040	9,155	7,104	Pocheon-si
2,529,521	1,955,720	23.60	271.84	107,162	82,853	9,305	7,194	Yeoju-si
2,817,220	2,202,533	24.20	312.15	116,434	91,029	9,025	7,056	Yeoncheon-gun
2,848,351	2,235,880	24.53	305.63	116,134	91,162	9,320	7,316	Gapyeong-gun
2,725,372	2,100,966	23.46	298.83	116,158	89,545	9,120	7,031	Yangpyeong-gun
<b>2,465,247</b>	<b>1,907,878</b>	<b>21.96</b>	<b>272.06</b>	<b>112,250</b>	<b>86,871</b>	<b>9,061</b>	<b>7,013</b>	<b>Gangwon</b>
2,386,049	1,870,749	21.78	257.68	109,551	85,892	9,260	7,260	Chuncheon-si
2,235,055	1,717,735	20.90	239.88	106,942	82,189	9,317	7,161	Wonju-si
2,374,555	1,832,438	20.46	271.95	116,055	89,560	8,731	6,738	Gangneung-si
2,447,232	1,892,418	23.28	273.15	105,143	81,306	8,959	6,928	Donghae-si
2,823,505	2,186,631	25.46	314.64	110,904	85,888	8,974	6,950	Taebaek-si
2,440,041	1,900,576	22.39	264.05	109,003	84,903	9,241	7,198	Sokcho-si
2,780,297	2,154,721	23.89	295.08	116,369	90,186	9,422	7,302	Samcheok-si
2,775,914	2,146,216	23.58	311.31	117,721	91,017	8,917	6,894	Hongcheon-gun
2,906,094	2,224,176	23.85	318.73	121,867	93,271	9,118	6,978	Hoengseong-gun
2,941,752	2,266,407	23.82	328.73	123,511	95,156	8,949	6,895	Yeongwol-gun
2,682,353	2,046,964	21.71	318.79	123,572	94,300	8,414	6,421	Pyeongchang-gun
2,706,089	2,071,771	21.98	310.12	123,101	94,245	8,726	6,680	Jeongseon-gun
2,547,255	1,973,813	22.98	284.16	110,847	85,893	8,964	6,946	Cheorwon-gun
2,538,713	1,977,939	21.85	287.78	116,199	90,532	8,822	6,873	Hwacheon-gun
2,462,772	1,922,453	21.69	278.48	113,552	88,640	8,844	6,903	Yanggu-gun
2,350,968	1,818,044	20.86	262.61	112,711	87,161	8,952	6,923	Inje-gun
2,795,333	2,168,265	24.34	311.87	114,826	89,067	8,963	6,953	Goseong-gun
2,737,929	2,125,582	22.66	317.27	120,820	93,798	8,630	6,700	Yangyang-gun

Note : Based on the Treatments(excluding pharmacy from Medical Service Use, including pharmacy in Treatment Days/Medical Expense /Benefit Amount) including Medical aid

제 2-2 표  
Table 2-2

시·군·구별  
Medical Treatment

구 분		진료실인원수 Patients	입내원일수 Visit	요양급여일수 Reimbursed Days	진료비 Medical Expense	급여비 Benefit
서 울		8,913,135	192,672,613	2,070,712,300	19,580,478,579	14,640,529,914
종 로 구		135,987	2,781,154	31,599,234	307,881,829	230,054,923
중 구		122,776	2,623,236	28,800,301	283,794,789	212,587,049
용 산 구		200,210	4,125,212	45,840,641	436,096,532	325,017,726
성 동 구		264,754	5,859,686	61,569,771	589,934,136	438,748,454
광 진 구		321,786	6,698,688	70,799,069	670,622,869	497,514,784
동 대 문 구		324,857	7,100,224	77,540,352	746,756,315	560,203,477
중 랑 구		352,528	8,316,785	89,668,268	852,657,466	643,542,569
성 북 구		400,870	8,640,855	95,554,227	887,309,587	664,071,328
강 북 구		261,097	6,176,696	70,220,381	648,855,483	490,833,863
도 봉 구		283,925	6,494,573	74,948,815	664,523,119	501,294,241
노 원 구		458,807	10,114,793	111,037,997	1,011,859,441	765,517,010
은 평 구		432,462	9,962,604	106,857,891	1,014,054,640	762,226,850
서 대 문 구		291,996	6,372,543	68,529,290	644,866,579	480,484,504
마 포 구		346,806	7,114,055	73,669,019	706,265,945	524,688,574
양 천 구		409,224	8,904,684	94,771,561	893,129,017	667,256,852
강 서 구		524,510	11,357,774	119,585,465	1,154,677,195	863,781,483
구 로 구		390,867	8,755,993	94,063,906	927,353,905	696,739,650
금 천 구		225,608	4,904,271	55,151,760	533,376,427	403,077,370
영 등 포 구		378,264	8,021,307	84,918,921	836,913,151	626,787,409
동 작 구		360,303	7,736,220	82,614,964	795,842,215	594,660,920
관 악 구		453,066	9,392,709	98,529,973	965,002,278	726,472,130
서 초 구		390,978	7,974,192	85,005,779	786,102,266	577,606,608
강 남 구		525,209	10,360,363	111,782,960	1,023,884,629	751,330,939
송 파 구		622,461	13,175,116	136,941,735	1,258,677,358	932,302,906
강 동 구		433,784	9,708,880	100,710,020	940,041,407	703,728,295
인 천		2,840,606	60,845,201	646,434,318	6,306,873,163	4,748,398,301
중 구		151,374	2,971,485	30,914,857	314,096,608	236,962,335
동 구		55,321	1,403,985	15,703,851	155,075,144	117,081,964
미 추 홀 구		377,443	8,511,263	92,663,121	919,969,383	695,922,047
연 수 구		382,434	7,511,880	75,486,810	737,571,941	550,160,643
남 동 구		463,775	10,312,555	108,753,309	1,060,859,297	797,224,272
부 평 구		466,836	10,255,242	110,096,906	1,062,603,629	799,732,598
계 양 구		261,344	5,860,807	63,034,122	598,879,647	452,730,838
서 구		598,655	12,070,418	122,694,174	1,207,062,268	908,706,898
강 화 군		64,132	1,539,973	21,292,840	196,151,196	148,652,911
웅 진 군		19,292	407,593	5,794,328	54,604,050	41,223,795
경 기		13,202,761	270,792,218	2,937,162,146	27,489,978,989	20,610,803,217
수 원 시 장 안 구		259,587	5,443,342	58,159,817	537,694,397	404,331,517
수 원 시 권 선 구		354,916	7,335,012	76,795,997	723,653,419	542,511,194
수 원 시 팔 달 구		193,804	4,101,507	42,966,003	416,146,014	312,804,588
수 원 시 영 통 구		354,509	6,822,748	66,520,659	603,881,433	446,920,887
성 남 시 수 정 구		225,286	5,042,218	53,966,678	496,757,159	373,452,924
성 남 시 중 원 구		199,097	4,611,986	49,675,971	460,397,121	347,229,152
성 남 시 분 당 구		452,815	8,967,318	98,662,998	865,159,361	641,111,427
의 정 부 시		434,695	9,159,593	103,781,580	949,573,467	715,843,579
안 양 시 만 안 구		220,921	4,865,854	54,182,464	522,355,015	395,382,907
안 양 시 동 안 구		302,686	6,327,596	65,998,456	609,269,157	453,283,343
부 천 시		754,343	16,479,197	179,605,207	1,706,675,668	1,277,891,423

주 : 진료일 기준(의료이용은 약국제외, 요양급여일수, 진료비와 급여비는 약국포함)이며, 의료급여 포함

# 진료실적 현황 (건강보험)

## Activities by District (Health Insurance)

(단위 : 명, 일, 천원, 원)  
Unit : Person, Day, 1,000Won, WON

진료실인원수당		Per Patient		입내원1일당		요양급여1일당		Division
진료비 Medical Expense	급여비 Benefit	입내원일수 Visit	요양급여일수 Reimbursed Days	진료비 Medical Expense	급여비 Benefit	진료비 Medical Expense	급여비 Benefit	
<b>2,196,812</b>	<b>1,642,579</b>	<b>21.62</b>	<b>232.32</b>	<b>101,626</b>	<b>75,987</b>	<b>9,456</b>	<b>7,070</b>	<b>Seoul</b>
2,264,053	1,691,742	20.45	232.37	110,703	82,719	9,743	7,280	Jongno-gu
2,311,484	1,731,503	21.37	234.58	108,185	81,040	9,854	7,381	Jung-gu
2,178,196	1,623,384	20.60	228.96	105,715	78,788	9,513	7,090	Yongsan-gu
2,228,235	1,657,193	22.13	232.55	100,677	74,876	9,582	7,126	Seongdong-gu
2,084,065	1,546,105	20.82	220.02	100,113	74,270	9,472	7,027	Gwangjin-gu
2,298,723	1,724,462	21.86	238.69	105,174	78,899	9,631	7,225	Dongdaemun-gu
2,418,694	1,825,508	23.59	254.36	102,522	77,379	9,509	7,177	Jungnang-gu
2,213,460	1,656,575	21.56	238.37	102,688	76,853	9,286	6,950	Seongbuk-gu
2,485,113	1,879,891	23.66	268.94	105,049	79,465	9,240	6,990	Gangbuk-gu
2,340,488	1,765,587	22.87	263.97	102,320	77,187	8,866	6,688	Dobong-gu
2,205,414	1,668,495	22.05	242.01	100,038	75,683	9,113	6,894	Nowon-gu
2,344,841	1,762,529	23.04	247.09	101,786	76,509	9,490	7,133	Eunpyeong-gu
2,208,477	1,645,517	21.82	234.69	101,195	75,399	9,410	7,011	Seodaemun-gu
2,036,487	1,512,917	20.51	212.42	99,278	73,754	9,587	7,122	Mapo-gu
2,182,494	1,630,542	21.76	231.59	100,299	74,933	9,424	7,041	Yangcheon-gu
2,201,440	1,646,835	21.65	227.99	101,664	76,052	9,656	7,223	Gangseo-gu
2,372,556	1,782,549	22.40	240.65	105,911	79,573	9,859	7,407	Guro-gu
2,364,173	1,786,627	21.74	244.46	108,758	82,189	9,671	7,309	Geumcheon-gu
2,212,511	1,657,010	21.21	224.50	104,336	78,140	9,855	7,381	Yeongdeungpo-gu
2,208,814	1,650,447	21.47	229.29	102,872	76,867	9,633	7,198	Dongjak-gu
2,129,938	1,603,458	20.73	217.47	102,740	77,344	9,794	7,373	Gwanak-gu
2,010,605	1,477,338	20.40	217.42	98,581	72,434	9,248	6,795	Seocho-gu
1,949,480	1,430,537	19.73	212.84	98,827	72,520	9,160	6,721	Gangnam-gu
2,022,098	1,497,769	21.17	220.00	95,534	70,762	9,191	6,808	Songpa-gu
2,167,073	1,622,301	22.38	232.17	96,823	72,483	9,334	6,988	Gangdong-gu
<b>2,220,256</b>	<b>1,671,615</b>	<b>21.42</b>	<b>227.57</b>	<b>103,654</b>	<b>78,041</b>	<b>9,756</b>	<b>7,346</b>	<b>Incheon</b>
2,074,971	1,565,410	19.63	204.23	105,704	79,745	10,160	7,665	Jung-gu
2,803,188	2,116,411	25.38	283.87	110,454	83,393	9,875	7,456	Dong-gu
2,437,373	1,843,781	22.55	245.50	108,088	81,765	9,928	7,510	Michuhol-gu
1,928,625	1,438,577	19.64	197.39	98,187	73,239	9,771	7,288	Yeonsu-gu
2,287,444	1,718,989	22.24	234.50	102,871	77,306	9,755	7,331	Namdong-gu
2,276,182	1,713,091	21.97	235.84	103,616	77,983	9,652	7,264	Bupyeong-gu
2,291,538	1,732,318	22.43	241.19	102,184	77,247	9,501	7,182	Gyeyang-gu
2,016,290	1,517,914	20.16	204.95	100,002	75,284	9,838	7,406	Seo-gu
3,058,554	2,317,921	24.01	332.02	127,373	96,530	9,212	6,981	Ganghwa-gun
2,830,399	2,136,834	21.13	300.35	133,967	101,140	9,424	7,115	Onjin-gun
<b>2,082,139</b>	<b>1,561,098</b>	<b>20.51</b>	<b>222.47</b>	<b>101,517</b>	<b>76,113</b>	<b>9,359</b>	<b>7,017</b>	<b>Gyeonggi</b>
2,071,346	1,557,595	20.97	224.05	98,780	74,280	9,245	6,952	Jangan-gu
2,038,943	1,528,562	20.67	216.38	98,657	73,962	9,423	7,064	Gwonseon-gu
2,147,252	1,614,025	21.16	221.70	101,462	76,266	9,685	7,280	Paldal-gu
1,703,430	1,260,676	19.25	187.64	88,510	65,505	9,078	6,719	Yongtong-gu
2,205,007	1,657,684	22.38	239.55	98,520	74,065	9,205	6,920	Sujeong-gu
2,312,426	1,744,020	23.16	249.51	99,826	75,288	9,268	6,990	Jungwon-gu
1,910,624	1,415,835	19.80	217.89	96,479	71,494	8,769	6,498	Bundang-gu
2,184,459	1,646,772	21.07	238.75	103,670	78,152	9,150	6,898	Uijeongbu-si
2,364,443	1,789,703	22.03	245.26	107,351	81,257	9,641	7,297	Manan-gu
2,012,875	1,497,537	20.90	218.04	96,288	71,636	9,232	6,868	Dongan-gu
2,262,466	1,694,046	21.85	238.09	103,565	77,546	9,502	7,115	Bucheon-si

Note : Based on the Treatments(excluding pharmacy from Medical Service Use, including pharmacy in Treatment Days/Medical Expense /Benefit Amount) including Medical aid

제 2-2 표  
Table 2-2

시·군·구별  
Medical Treatment

구 분	진료실인원수 Patients	입내원일수 Visit	요양급여일수 Reimbursed Days	진료비 Medical Expense	급여비 Benefit
광 명 시	269,732	6,012,364	62,770,069	603,915,331	452,207,627
평 택 시	579,352	11,203,525	119,629,827	1,139,143,098	851,258,962
동 두 천 시	81,041	1,851,524	21,440,280	203,565,667	154,903,123
안 산 시 상 록 구	320,682	6,346,275	68,513,776	664,034,049	495,833,522
안 산 시 단 원 구	319,124	6,322,625	65,097,799	656,176,595	489,714,663
고 양 시 덕 양 구	468,662	10,099,955	109,206,374	1,032,726,148	779,987,204
고 양 시 일 산 동 구	276,299	5,506,464	63,238,126	571,807,585	430,094,040
고 양 시 일 산 서 구	272,546	5,652,850	63,488,266	562,234,830	422,092,582
과 천 시	78,513	1,588,641	15,451,014	145,681,004	107,989,211
구 리 시	176,476	3,873,391	42,175,616	389,187,789	292,375,363
남 양 주 시	693,152	14,443,215	159,722,923	1,500,120,009	1,127,580,971
오 산 시	227,662	4,300,584	44,936,291	426,779,772	320,004,691
시 흥 시	526,053	10,378,541	105,421,277	1,069,522,955	799,926,396
군 포 시	250,823	5,289,704	57,217,418	533,779,070	401,475,916
의 왕 시	153,372	3,222,488	35,077,295	323,594,859	242,102,534
하 남 시	316,963	6,939,043	68,666,750	657,805,187	491,170,706
용 인 시 처 인 구	255,455	5,062,074	58,476,538	557,160,515	416,316,639
용 인 시 기 흥 구	418,255	8,176,009	92,712,976	820,883,128	611,489,172
용 인 시 수 지 구	363,409	7,353,869	78,860,950	688,603,922	511,290,036
파 주 시	477,011	9,682,520	106,037,230	1,011,231,569	764,840,976
이 천 시	214,069	4,155,253	47,873,235	431,855,357	325,026,730
안 성 시	189,175	3,857,053	44,801,588	417,779,726	312,599,410
김 포 시	475,847	9,682,653	101,249,562	998,420,118	752,477,075
화 성 시	950,663	17,806,305	180,197,618	1,717,217,715	1,283,883,576
광 주 시	379,014	7,535,773	88,132,329	786,865,379	588,266,650
양 주 시	255,864	5,234,718	58,213,899	539,407,653	406,668,704
포 천 시	139,396	2,833,879	37,189,869	331,486,241	250,141,636
여 주 시	107,812	2,401,165	28,404,495	256,345,346	193,015,529
연 천 군	38,821	888,210	11,613,425	103,111,980	78,421,173
가 평 군	57,951	1,310,148	16,816,426	153,033,622	116,316,934
양 평 군	116,908	2,625,029	34,213,075	304,940,557	230,568,523
<b>강 원</b>	<b>1,423,526</b>	<b>29,692,509</b>	<b>373,726,298</b>	<b>3,314,306,850</b>	<b>2,501,486,576</b>
춘 천 시	265,759	5,446,511	65,271,668	590,379,223	449,593,759
원 주 시	337,853	6,732,054	77,900,213	712,328,306	534,052,946
강 릉 시	194,110	3,773,150	50,872,563	435,096,140	327,210,527
동 해 시	82,474	1,815,391	21,651,702	189,778,890	142,883,320
태 백 시	35,677	858,539	10,898,215	95,083,795	71,648,242
속 초 시	75,163	1,579,424	18,930,386	170,987,581	129,278,995
삼 척 시	58,322	1,313,476	16,644,094	152,532,072	114,990,724
흥 천 군	63,359	1,438,222	19,365,382	169,387,875	128,698,074
횡 성 군	43,972	1,014,005	13,757,879	123,898,144	93,256,743
영 월 군	34,955	793,757	11,271,331	98,249,746	74,086,189
평 창 군	38,445	804,294	12,093,041	99,673,861	74,827,418
정 선 군	31,821	675,237	9,701,352	83,068,126	62,455,683
철 원 군	38,695	831,587	10,652,672	92,492,683	69,803,562
화 천 군	21,594	451,080	6,017,951	52,417,964	40,027,819
양 구 군	19,625	404,435	5,243,931	45,074,874	34,141,876
인 제 군	30,078	605,938	7,704,217	67,921,423	51,569,024
고 성 군	25,848	603,617	7,861,580	68,940,082	52,296,667
양 양 군	25,776	551,792	7,888,121	66,996,064	50,665,010

주 : 진료일 기준(의료이용은 약국제외, 요양급여일수, 진료비와 급여비는 약국포함)

## 진료실적 현황 (건강보험) <계속>

## Activities by District (Health Insurance) <Cont'd>

(단위 : 명, 일, 천원, 원)

Unit : Person, Day, 1,000Won, WON

진료실인원수당 Per Patient				입내원1일당 Per Visit		요양급여1일당 Per reimbursed day		Division
진료비 Medical Expense	급여비 Benefit	입내원일수 Visit	요양급여일수 Reimbursed Days	진료비 Medical Expense	급여비 Benefit	진료비 Medical Expense	급여비 Benefit	
2,238,946	1,676,507	22.29	232.71	100,446	75,213	9,621	7,204	Gwangmyeong-si
1,966,237	1,469,329	19.34	206.49	101,677	75,981	9,522	7,116	Pyeongtaek-si
2,511,885	1,911,417	22.85	264.56	109,945	83,662	9,495	7,225	Dongducheon-si
2,070,693	1,546,184	19.79	213.65	104,634	78,130	9,692	7,237	Sangnok-gu
2,056,181	1,534,559	19.81	203.99	103,782	77,454	10,080	7,523	Danwon-gu
2,203,563	1,664,285	21.55	233.02	102,251	77,227	9,457	7,142	Deogyang-gu
2,069,525	1,556,625	19.93	228.88	103,843	78,107	9,042	6,801	Ilсандong-gu
2,062,899	1,548,702	20.74	232.95	99,460	74,669	8,856	6,648	Ilсанseo-gu
1,855,502	1,375,431	20.23	196.80	91,702	67,976	9,429	6,989	Gwacheon-si
2,205,330	1,656,743	21.95	238.99	100,477	75,483	9,228	6,932	Guri-si
2,164,201	1,626,744	20.84	230.43	103,863	78,070	9,392	7,060	Namyangju-si
1,874,620	1,405,613	18.89	197.38	99,238	74,410	9,497	7,121	Osan-si
2,033,109	1,520,619	19.73	200.40	103,051	77,075	10,145	7,588	Siheung-si
2,128,111	1,600,634	21.09	228.12	100,909	75,898	9,329	7,017	Gunpo-si
2,109,869	1,578,532	21.01	228.71	100,418	75,129	9,225	6,902	Uiwang-si
2,075,337	1,549,615	21.89	216.64	94,798	70,784	9,580	7,153	Hanam-si
2,181,052	1,629,706	19.82	228.91	110,066	82,242	9,528	7,119	Cheoin-gu
1,962,638	1,462,001	19.55	221.67	100,401	74,791	8,854	6,596	Giheung-gu
1,894,846	1,406,927	20.24	217.00	93,638	69,527	8,732	6,483	Suji-gu
2,119,933	1,603,403	20.30	222.30	104,439	78,992	9,537	7,213	Paju-si
2,017,365	1,518,327	19.41	223.63	103,930	78,221	9,021	6,789	Icheon-si
2,208,430	1,652,435	20.39	236.83	108,316	81,046	9,325	6,977	Anseong-si
2,098,196	1,581,342	20.35	212.78	103,114	77,714	9,861	7,432	Gimpo-si
1,806,337	1,350,514	18.73	189.55	96,439	72,103	9,530	7,125	Hwaseong-si
2,076,085	1,552,097	19.88	232.53	104,417	78,063	8,928	6,675	Gwangju-si
2,108,181	1,589,394	20.46	227.52	103,044	77,687	9,266	6,986	Yangju-si
2,378,018	1,794,468	20.33	266.79	116,973	88,268	8,913	6,726	Pocheon-si
2,377,707	1,790,297	22.27	263.46	106,759	80,384	9,025	6,795	Yeoju-si
2,656,088	2,020,071	22.88	299.15	116,090	88,291	8,879	6,753	Yeoncheon-gun
2,640,742	2,007,160	22.61	290.18	116,806	88,782	9,100	6,917	Gapyeong-gun
2,608,381	1,972,222	22.45	292.65	116,167	87,835	8,913	6,739	Yangpyeong-gun
<b>2,328,238</b>	<b>1,757,247</b>	<b>20.86</b>	<b>262.54</b>	<b>111,621</b>	<b>84,246</b>	<b>8,868</b>	<b>6,693</b>	<b>Gangwon</b>
2,221,483	1,691,735	20.49	245.60	108,396	82,547	9,045	6,888	Chuncheon-si
2,108,397	1,580,726	19.93	230.57	105,811	79,330	9,144	6,856	Wonju-si
2,241,493	1,685,696	19.44	262.08	115,314	86,721	8,553	6,432	Gangneung-si
2,301,075	1,732,465	22.01	262.53	104,539	78,707	8,765	6,599	Donghae-si
2,665,129	2,008,247	24.06	305.47	110,751	83,454	8,725	6,574	Taebaek-si
2,274,890	1,719,982	21.01	251.86	108,259	81,852	9,032	6,829	Sokcho-si
2,615,344	1,971,653	22.52	285.38	116,129	87,547	9,164	6,909	Samcheok-si
2,673,462	2,031,252	22.70	305.65	117,776	89,484	8,747	6,646	Hongcheon-gun
2,817,660	2,120,821	23.06	312.88	122,187	91,969	9,006	6,778	Hoengseong-gun
2,810,749	2,119,473	22.71	322.45	123,778	93,336	8,717	6,573	Yeongwol-gun
2,592,635	1,946,350	20.92	314.55	123,927	93,035	8,242	6,188	Pyeongchang-gun
2,610,481	1,962,719	21.22	304.87	123,021	92,494	8,563	6,438	Jeongseon-gun
2,390,301	1,803,943	21.49	275.30	111,224	83,940	8,683	6,553	Cheorwon-gun
2,427,432	1,853,655	20.89	278.69	116,205	88,738	8,710	6,651	Hwacheon-gun
2,296,809	1,739,713	20.61	267.21	111,451	84,419	8,596	6,511	Yanggu-gun
2,258,176	1,714,510	20.15	256.14	112,093	85,106	8,816	6,694	Inje-gun
2,667,134	2,023,238	23.35	304.15	114,212	86,639	8,769	6,652	Goseong-gun
2,599,164	1,965,589	21.41	306.03	121,415	91,819	8,493	6,423	Yangyang-gun

Note : Based on the Treatments(excluding pharmacy from Medical Service Use, including pharmacy in Treatment Days/Medical Expense /Benefit Amount) including Medical aid

제 2-3 표  
Table 2-3

시·군·구별  
Medical Treatment

구 분		진료실인원수 Patients	입내원일수 Visit	요양급여일수 Reimbursed Days	진료비 Medical Expense	급여비 Benefit
서 울		185,097	11,805,311	120,536,009	1,476,014,317	1,441,817,927
종 로 구		2,654	152,598	1,612,737	19,494,797	19,049,215
중 구		3,040	194,352	1,943,506	26,218,149	25,564,142
용 산 구		4,300	278,134	2,695,807	36,162,779	35,219,275
성 동 구		4,631	296,942	3,012,796	38,775,304	37,930,302
광 진 구		4,870	309,121	3,103,758	38,048,919	37,114,628
동 대 문 구		7,900	532,434	5,336,557	66,268,211	64,656,608
중 랑 구		11,713	780,138	7,851,920	96,602,462	94,447,446
성 북 구		7,711	467,969	5,007,742	59,028,715	57,621,228
강 북 구		10,731	702,993	7,264,672	84,526,136	82,641,351
도 봉 구		7,003	445,646	4,489,682	55,157,347	53,773,846
노 원 구		16,035	983,199	10,950,335	122,126,755	119,777,737
은 평 구		10,869	707,518	7,242,219	88,041,638	86,066,961
서 대 문 구		5,038	334,002	3,217,175	41,109,417	40,076,792
마 포 구		5,263	319,800	3,251,577	39,302,546	38,389,518
양 천 구		7,752	479,369	4,923,136	61,184,928	59,626,924
강 서 구		16,129	1,056,234	10,781,692	132,822,266	129,643,828
구 로 구		6,834	436,810	4,208,074	54,736,946	53,406,433
금 천 구		6,587	422,386	4,379,065	54,253,052	53,059,650
영 등 포 구		5,851	382,192	3,604,622	49,233,297	48,034,185
동 작 구		5,377	327,360	3,457,921	40,955,497	40,035,418
관 악 구		9,754	597,133	6,266,928	76,511,679	74,750,655
서 초 구		3,338	192,876	2,052,694	24,615,486	24,053,738
강 남 구		7,429	502,268	4,965,823	59,652,412	58,366,360
송 파 구		6,648	425,557	4,132,738	51,558,124	50,249,279
강 동 구		7,640	478,280	4,782,833	59,627,455	58,262,408
인 천		73,482	4,922,701	46,122,631	611,491,563	596,277,907
중 구		3,650	225,608	2,171,142	29,513,976	28,684,464
동 구		1,996	143,753	1,342,327	17,133,533	16,694,836
미 추 홀 구		12,505	840,882	7,856,534	106,342,981	103,702,493
연 수 구		5,912	371,086	3,714,320	46,968,560	45,877,168
남 동 구		16,004	1,073,095	10,046,235	133,053,793	129,903,385
부 평 구		14,217	930,199	9,205,410	113,081,588	110,371,497
계 양 구		6,146	460,095	3,950,302	56,672,728	55,241,894
서 구		10,366	709,922	6,330,075	88,863,061	86,563,927
강 화 군		2,277	142,297	1,281,969	16,422,209	15,939,598
웅 진 군		409	25,764	224,317	3,439,132	3,298,644
경 기		205,821	13,393,902	125,253,258	1,680,147,222	1,636,007,902
수 원 시 장 안 구		3,883	278,426	2,443,033	32,623,187	31,836,832
수 원 시 권 선 구		4,719	322,250	2,861,405	39,666,734	38,672,626
수 원 시 팔 달 구		4,058	300,668	2,456,267	36,212,134	35,347,086
수 원 시 영 통 구		1,677	115,678	1,001,346	14,188,822	13,811,860
성 남 시 수 정 구		5,794	392,574	3,821,175	48,331,421	47,085,953
성 남 시 중 원 구		4,279	292,979	2,685,991	35,637,673	34,600,556
성 남 시 분 당 구		4,446	273,804	3,035,378	33,354,673	32,619,829
의 정 부 시		10,634	644,372	6,690,271	83,240,706	81,246,970
안 양 시 만 안 구		3,925	255,811	2,397,911	32,152,000	31,360,015
안 양 시 동 안 구		2,342	154,387	1,433,973	18,668,085	18,185,589
부 천 시		13,972	1,001,303	9,172,490	128,626,749	125,439,642

주 : 진료일 기준(의료이용은 약국제외, 요양급여일수, 진료비와 급여비는 약국포함)

# 진료실적 현황 (계) (의료급여 1종)

## Activities by District (Total) (Medical Aid Class 1)

(단위 : 명, 일, 천원, 원)  
Unit : Person, Day, 1,000Won, WON

진료실인원수당 Per Patient				입내원1일당 Per Visit		요양급여1일당 Per reimbursed day		Division
진료비 Medical Expense	급여비 Benefit	입내원일수 Visit	요양급여일수 Reimbursed Days	진료비 Medical Expense	급여비 Benefit	진료비 Medical Expense	급여비 Benefit	
<b>7,974,275</b>	<b>7,789,526</b>	<b>63.78</b>	<b>651.20</b>	<b>125,030</b>	<b>122,133</b>	<b>12,245</b>	<b>11,962</b>	<b>Seoul</b>
7,345,440	7,177,549	57.50	607.66	127,753	124,833	12,088	11,812	Jongno-gu
8,624,391	8,409,257	63.93	639.31	134,900	131,535	13,490	13,154	Jung-gu
8,409,949	8,190,529	64.68	626.93	130,019	126,627	13,414	13,064	Yongsan-gu
8,372,987	8,190,521	64.12	650.57	130,582	127,736	12,870	12,590	Seongdong-gu
7,812,920	7,621,073	63.47	637.32	123,087	120,065	12,259	11,958	Gwangjin-gu
8,388,381	8,184,381	67.40	675.51	124,463	121,436	12,418	12,116	Dongdaemun-gu
8,247,457	8,063,472	66.60	670.36	123,827	121,065	12,303	12,029	Jungnang-gu
7,655,131	7,472,601	60.69	649.43	126,138	123,130	11,787	11,506	Seongbuk-gu
7,876,818	7,701,179	65.51	676.98	120,238	117,556	11,635	11,376	Gangbuk-gu
7,876,245	7,678,687	63.64	641.11	123,769	120,665	12,285	11,977	Dobong-gu
7,616,262	7,469,768	61.32	682.90	124,214	121,825	11,153	10,938	Nowon-gu
8,100,252	7,918,572	65.10	666.32	124,437	121,646	12,157	11,884	Eunpyeong-gu
8,159,868	7,954,901	66.30	638.58	123,081	119,990	12,778	12,457	Seodaemun-gu
7,467,708	7,294,227	60.76	617.82	122,897	120,042	12,087	11,806	Mapo-gu
7,892,793	7,691,812	61.84	635.08	127,636	124,386	12,428	12,112	Yangcheon-gu
8,234,997	8,037,933	65.49	668.47	125,751	122,742	12,319	12,024	Gangseo-gu
8,009,503	7,814,813	63.92	615.76	125,311	122,265	13,008	12,691	Guro-gu
8,236,383	8,055,207	64.12	664.80	128,444	125,619	12,389	12,117	Geumcheon-gu
8,414,510	8,209,568	65.32	616.07	128,818	125,681	13,658	13,326	Yeongdeungpo-gu
7,616,793	7,445,679	60.88	643.09	125,108	122,298	11,844	11,578	Dongjak-gu
7,844,134	7,663,590	61.22	642.50	128,132	125,183	12,209	11,928	Gwanak-gu
7,374,322	7,206,033	57.78	614.95	127,623	124,711	11,992	11,718	Seocho-gu
8,029,669	7,856,557	67.61	668.44	118,766	116,206	12,013	11,754	Gangnam-gu
7,755,434	7,558,556	64.01	621.65	121,154	118,079	12,476	12,159	Songpa-gu
7,804,641	7,625,970	62.60	626.03	124,671	121,817	12,467	12,182	Gangdong-gu
<b>8,321,651</b>	<b>8,114,612</b>	<b>66.99</b>	<b>627.67</b>	<b>124,219</b>	<b>121,128</b>	<b>13,258</b>	<b>12,928</b>	<b>Incheon</b>
8,086,021	7,858,757	61.81	594.83	130,820	127,143	13,594	13,212	Jung-gu
8,583,934	8,364,147	72.02	672.51	119,187	116,136	12,764	12,437	Dong-gu
8,504,037	8,292,882	67.24	628.27	126,466	123,326	13,536	13,200	Michuhol-gu
7,944,614	7,760,008	62.77	628.27	126,571	123,629	12,645	12,351	Yeonsu-gu
8,313,784	8,116,932	67.05	627.73	123,991	121,055	13,244	12,931	Namdong-gu
7,953,970	7,763,346	65.43	647.49	121,567	118,654	12,284	11,990	Bupyeong-gu
9,221,075	8,988,268	74.86	642.74	123,176	120,066	14,346	13,984	Gyeyang-gu
8,572,551	8,350,755	68.49	610.66	125,173	121,934	14,038	13,675	Seo-gu
7,212,213	7,000,263	62.49	563.01	115,408	112,016	12,810	12,434	Ganghwa-gun
8,408,636	8,065,145	62.99	548.45	133,486	128,033	15,332	14,705	Ongjin-gun
<b>8,163,148</b>	<b>7,948,693</b>	<b>65.08</b>	<b>608.55</b>	<b>125,441</b>	<b>122,146</b>	<b>13,414</b>	<b>13,062</b>	<b>Gyeonggi</b>
8,401,542	8,199,030	71.70	629.16	117,170	114,346	13,354	13,032	Jangan-gu
8,405,750	8,195,089	68.29	606.36	123,093	120,008	13,863	13,515	Gwonseon-gu
8,923,641	8,710,470	74.09	605.29	120,439	117,562	14,743	14,391	Paldal-gu
8,460,836	8,236,052	68.98	597.11	122,658	119,399	14,170	13,793	Yongtong-gu
8,341,633	8,126,675	67.76	659.51	123,114	119,942	12,648	12,322	Sujeong-gu
8,328,505	8,086,131	68.47	627.71	121,639	118,099	13,268	12,882	Jungwon-gu
7,502,176	7,336,894	61.58	682.72	121,820	119,136	10,989	10,747	Bundang-gu
7,827,789	7,640,302	60.60	629.14	129,181	126,087	12,442	12,144	Uijeongbu-si
8,191,592	7,989,813	65.17	610.93	125,687	122,591	13,408	13,078	Manan-gu
7,971,001	7,764,982	65.92	612.29	120,917	117,792	13,018	12,682	Dongan-gu
9,206,037	8,977,930	71.66	656.49	128,459	125,276	14,023	13,676	Bucheon-si

Note : Based on the Treatments(excluding pharmacy from Medical Service Use, including pharmacy in Treatment Days/Medical Expense /Benefit Amount) including Medical aid

제 2-3 표  
Table 2-3

시·군·구별  
Medical Treatment

구 분	진료실인원수 Patients	입내원일수 Visit	요양급여일수 Reimbursed Days	진료비 Medical Expense	급여비 Benefit
광 명 시	3,769	252,190	2,431,695	32,092,705	31,253,901
평 택 시	8,728	555,283	5,236,238	67,256,662	65,414,730
동 두 천 시	3,786	271,097	2,281,889	30,592,283	29,755,454
안 산 시 상 록 구	7,846	503,930	4,575,497	63,742,192	61,968,326
안 산 시 단 원 구	5,590	431,354	3,379,787	52,990,781	51,566,237
고 양 시 덕 양 구	9,082	526,228	5,633,497	70,426,261	68,666,900
고 양 시 일 산 동 구	4,112	268,954	2,519,093	33,703,568	32,849,706
고 양 시 일 산 서 구	2,692	183,900	1,647,280	23,664,192	23,097,540
과 천 시	514	28,289	267,146	3,460,989	3,375,234
구 리 시	3,244	207,184	2,154,900	26,526,282	25,831,467
남 양 주 시	11,707	753,678	7,273,937	96,403,231	93,898,925
오 산 시	2,857	178,230	1,680,575	23,368,120	22,683,312
시 흥 시	7,986	528,203	4,622,492	72,661,664	70,649,429
군 포 시	4,363	299,961	2,757,533	36,954,775	36,082,947
의 왕 시	1,462	99,133	818,840	12,717,949	12,329,489
하 남 시	3,354	219,765	2,142,209	27,939,619	27,286,103
용 인 시 처 인 구	3,810	232,293	2,199,797	29,439,861	28,501,203
용 인 시 기 흥 구	3,428	224,907	1,992,913	27,959,228	27,141,034
용 인 시 수 지 구	1,072	64,974	541,842	7,943,748	7,685,463
파 주 시	9,242	595,523	5,607,402	77,508,667	75,460,112
이 천 시	3,583	247,777	2,051,226	27,361,357	26,618,205
안 성 시	4,075	269,383	2,357,501	30,723,329	29,832,032
김 포 시	6,312	381,648	3,708,727	52,049,210	50,743,362
화 성 시	7,582	457,346	4,098,906	58,679,865	57,077,804
광 주 시	4,424	253,735	2,584,267	33,174,188	32,167,502
양 주 시	6,205	376,657	3,715,070	46,508,504	45,313,831
포 천 시	4,749	280,576	2,828,679	34,526,763	33,541,006
여 주 시	3,377	220,872	1,828,324	24,912,543	24,190,703
연 천 군	1,601	89,896	1,007,125	10,889,101	10,650,665
가 평 군	2,549	172,552	1,681,780	19,350,923	18,905,967
양 평 군	2,991	186,132	1,627,851	21,916,477	21,262,354
<b>강 원</b>	<b>42,480</b>	<b>2,478,716</b>	<b>25,318,222</b>	<b>302,055,893</b>	<b>293,979,891</b>
춘 천 시	8,621	524,920	5,439,402	64,707,901	63,247,492
원 주 시	8,597	499,386	5,220,630	61,999,987	60,239,004
강 릉 시	5,884	313,489	3,546,971	40,110,003	39,043,372
동 해 시	2,570	163,444	1,590,374	18,559,901	18,052,186
태 백 시	1,358	84,090	771,096	9,657,961	9,380,758
속 초 시	2,748	161,670	1,648,044	19,104,532	18,575,158
삼 척 시	2,073	129,287	1,198,737	15,531,436	15,088,682
흥 천 군	1,541	92,189	843,853	10,957,986	10,633,106
횡 성 군	1,101	60,472	625,458	7,204,847	6,999,849
영 월 군	1,027	64,162	577,189	7,774,497	7,561,237
평 창 군	826	48,563	436,433	5,803,306	5,629,227
정 선 군	900	44,254	457,951	5,553,650	5,364,388
철 원 군	1,260	85,656	697,205	9,299,285	9,018,819
화 천 군	607	33,440	364,174	3,962,474	3,870,169
양 구 군	707	35,946	408,859	5,050,487	4,941,528
인 제 군	763	37,501	399,799	4,688,467	4,560,785
고 성 군	835	45,057	461,296	5,571,423	5,420,646
양 양 군	1,062	55,190	630,751	6,517,751	6,353,486

주 : 진료일 기준(의료이용은 약국제외, 요양급여일수, 진료비와 급여비는 약국포함)



# 진료실적 현황 (계) (의료급여 1종) <계속>

## Activities by District (Total) (Medical Aid Class 1) <Cont'd>

(단위 : 명, 일, 천원, 원)

Unit : Person, Day, 1,000Won, WON

진료실인원수당 Per Patient				입내원1일당 Per Visit		요양급여1일당 Per reimbursed day		Division
진료비 Medical Expense	급여비 Benefit	입내원일수 Visit	요양급여일수 Reimbursed Days	진료비 Medical Expense	급여비 Benefit	진료비 Medical Expense	급여비 Benefit	
8,514,912	8,292,359	66.91	645.18	127,256	123,930	13,198	12,853	Gwangmyeong-si
7,705,850	7,494,813	63.62	599.94	121,121	117,804	12,844	12,493	Pyeongtaek-si
8,080,371	7,859,338	71.61	602.72	112,846	109,759	13,407	13,040	Dongducheon-si
8,124,164	7,898,079	64.23	583.16	126,490	122,970	13,931	13,544	Sangnok-gu
9,479,567	9,224,729	77.17	604.61	122,848	119,545	15,679	15,257	Danwon-gu
7,754,488	7,560,769	57.94	620.29	133,832	130,489	12,501	12,189	Deogyang-gu
8,196,393	7,988,742	65.41	612.62	125,314	122,139	13,379	13,040	Ilсандong-gu
8,790,562	8,580,067	68.31	611.92	128,680	125,598	14,366	14,022	Ilсанseo-gu
6,733,442	6,566,604	55.04	519.74	122,344	119,313	12,955	12,634	Gwacheon-si
8,177,029	7,962,844	63.87	664.27	128,032	124,679	12,310	11,987	Guri-si
8,234,666	8,020,750	64.38	621.33	127,910	124,588	13,253	12,909	Namyangju-si
8,179,251	7,939,556	62.38	588.23	131,112	127,270	13,905	13,497	Osan-si
9,098,631	8,846,660	66.14	578.82	137,564	133,754	15,719	15,284	Siheung-si
8,470,038	8,270,215	68.75	632.03	123,199	120,292	13,401	13,085	Gunpo-si
8,699,008	8,433,303	67.81	560.08	128,292	124,373	15,532	15,057	Uiwang-si
8,330,238	8,135,392	65.52	638.70	127,134	124,160	13,042	12,737	Hanam-si
7,726,998	7,480,631	60.97	577.37	126,736	122,695	13,383	12,956	Cheoin-gu
8,156,134	7,917,455	65.61	581.36	124,315	120,677	14,029	13,619	Giheung-gu
7,410,213	7,169,276	60.61	505.45	122,260	118,285	14,661	14,184	Suji-gu
8,386,569	8,164,912	64.44	606.73	130,152	126,712	13,823	13,457	Paju-si
7,636,438	7,429,027	69.15	572.49	110,427	107,428	13,339	12,977	Icheon-si
7,539,467	7,320,744	66.11	578.53	114,051	110,742	13,032	12,654	Anseong-si
8,246,073	8,039,189	60.46	587.57	136,380	132,959	14,034	13,682	Gimpo-si
7,739,365	7,528,067	60.32	540.61	128,305	124,802	14,316	13,925	Hwaseong-si
7,498,686	7,271,135	57.35	584.15	130,743	126,776	12,837	12,447	Gwangju-si
7,495,327	7,302,793	60.70	598.72	123,477	120,305	12,519	12,197	Yangju-si
7,270,323	7,062,751	59.08	595.64	123,057	119,543	12,206	11,857	Pocheon-si
7,377,123	7,163,371	65.40	541.40	112,792	109,524	13,626	13,231	Yeoju-si
6,801,437	6,652,508	56.15	629.06	121,130	118,478	10,812	10,575	Yeoncheon-gun
7,591,575	7,417,013	67.69	659.78	112,145	109,567	11,506	11,242	Gapyeong-gun
7,327,475	7,108,778	62.23	544.25	117,747	114,233	13,463	13,062	Yangpyeong-gun
<b>7,110,544</b>	<b>6,920,431</b>	<b>58.35</b>	<b>596.00</b>	<b>121,860</b>	<b>118,602</b>	<b>11,930</b>	<b>11,611</b>	<b>Gangwon</b>
7,505,846	7,336,445	60.89	630.95	123,272	120,490	11,896	11,628	Chuncheon-si
7,211,817	7,006,980	58.09	607.26	124,152	120,626	11,876	11,539	Wonju-si
6,816,792	6,635,515	53.28	602.82	127,947	124,545	11,308	11,008	Gangneung-si
7,221,751	7,024,197	63.60	618.82	113,555	110,449	11,670	11,351	Donghae-si
7,111,900	6,907,775	61.92	567.82	114,853	111,556	12,525	12,165	Taebaek-si
6,952,159	6,759,519	58.83	599.72	118,170	114,896	11,592	11,271	Sokcho-si
7,492,251	7,278,669	62.37	578.26	120,131	116,707	12,957	12,587	Samcheok-si
7,110,958	6,900,133	59.82	547.60	118,864	115,340	12,986	12,601	Hongcheon-gun
6,543,912	6,357,719	54.92	568.08	119,144	115,754	11,519	11,192	Hoengseong-gun
7,570,104	7,362,451	62.48	562.01	121,170	117,846	13,470	13,100	Yeongwol-gun
7,025,794	6,815,045	58.79	528.37	119,501	115,916	13,297	12,898	Pyeongchang-gun
6,170,722	5,960,431	49.17	508.83	125,495	121,218	12,127	11,714	Jeongseon-gun
7,380,385	7,157,793	67.98	553.34	108,565	105,291	13,338	12,936	Cheorwon-gun
6,527,963	6,375,896	55.09	599.96	118,495	115,735	10,881	10,627	Hwacheon-gun
7,143,545	6,989,431	50.84	578.30	140,502	137,471	12,353	12,086	Yanggu-gun
6,144,780	5,977,438	49.15	523.98	125,022	121,618	11,727	11,408	Inje-gun
6,672,363	6,491,792	53.96	552.45	123,653	120,306	12,078	11,751	Goseong-gun
6,137,242	5,982,566	51.97	593.93	118,097	115,120	10,333	10,073	Yangyang-gun

Note : Based on the Treatments(excluding pharmacy from Medical Service Use, including pharmacy in Treatment Days/Medical Expense /Benefit Amount) including Medical aid

제 2-4 표  
Table 2-4

시·군·구별  
Medical Treatment

구 분		진료실인원수 Patients	임내원일수 Visit	요양급여일수 ReimbursedDays	진료비 Medical Expense	급여비 Benefit
서울		63,921	1,884,392	17,499,634	169,525,072	158,231,912
종로구		767	20,096	195,348	2,026,311	1,873,284
중구		775	23,320	206,871	2,214,227	2,033,086
용산구		1,645	50,698	432,653	4,587,069	4,197,058
성동구		1,604	44,482	434,841	4,254,497	3,975,212
광진구		2,096	59,659	542,904	5,005,489	4,685,178
동대문구		2,607	73,172	666,809	6,679,539	6,242,223
중랑구		3,483	105,182	972,182	9,391,029	8,793,844
성북구		3,128	85,986	867,235	7,875,883	7,369,072
강북구		4,025	120,462	1,131,059	10,494,147	9,789,216
도봉구		2,642	72,877	687,503	6,217,083	5,787,869
노원구		4,443	133,933	1,341,408	12,009,764	11,280,930
은평구		4,218	130,831	1,174,046	12,186,353	11,406,305
서대문구		1,581	45,943	413,231	3,723,050	3,502,957
마포구		1,966	58,667	548,540	5,320,045	4,959,305
양천구		2,376	69,676	632,833	5,657,597	5,293,688
강서구		4,390	142,156	1,299,160	12,701,639	11,892,155
구로구		2,163	59,356	545,947	5,446,659	5,063,477
금천구		2,352	69,411	660,600	6,476,310	6,043,829
영등포구		1,835	52,239	475,731	4,860,505	4,499,196
동작구		1,751	51,945	474,911	4,802,537	4,475,680
관악구		4,422	132,023	1,196,782	12,435,894	11,557,878
서초구		1,238	32,463	298,770	2,998,309	2,807,042
강남구		2,707	77,285	734,621	6,800,210	6,342,151
송파구		2,909	85,728	764,581	7,514,198	7,034,967
강동구		2,798	86,802	801,068	7,846,729	7,326,310
인천		25,438	722,673	6,201,643	64,528,698	59,765,326
중구		1,091	31,379	287,866	3,191,681	2,951,585
동구		489	14,829	135,117	1,379,571	1,287,327
미추홀구		4,908	132,044	1,131,837	12,128,335	11,165,836
연수구		1,642	41,205	351,512	3,510,568	3,281,046
남동구		4,657	138,445	1,125,478	12,234,852	11,312,136
부평구		5,057	142,138	1,238,448	12,135,926	11,307,702
계양구		2,478	80,855	650,129	6,723,749	6,236,945
서구		4,631	128,433	1,150,900	11,951,275	11,034,576
강화군		447	12,605	121,610	1,212,629	1,131,238
옹진군		38	740	8,746	60,113	56,934
경기도		47,289	1,316,499	11,802,508	119,647,772	110,856,123
수원시 장안구		947	24,673	211,678	2,041,086	1,916,559
수원시 권선구		1,190	33,160	299,012	2,904,395	2,707,239
수원시 팔달구		1,021	31,187	244,229	2,915,378	2,692,750
수원시 영통구		514	12,830	112,953	972,978	908,505
성남시 수정구		1,508	43,374	399,633	3,956,570	3,666,385
성남시 중원구		959	27,916	231,011	2,474,082	2,302,277
성남시 분당구		806	24,216	232,641	2,320,433	2,142,141
의정부시		2,555	65,004	609,652	5,844,615	5,432,776
안양시 만안구		911	24,346	228,474	2,211,728	2,057,480
안양시 동안구		544	16,088	114,616	1,381,935	1,284,707
부천시		3,284	100,012	873,743	8,901,005	8,228,670

주 : 진료일 기준(의료이용은 약국제외, 요양급여일수, 진료비와 급여비는 약국포함)이며, 의료급여 포함

# 진료실적 현황 (의료급여 2종)

## Activities by District (Medical Aid Class 2)

(단위 : 명, 일, 천원, 원)  
Unit : Person, Day, 1,000Won, WON

진료실인원수당		Per Patient		입내원1일당		요양급여1일당		Division
진료비 Medical Expense	급여비 Benefit	입내원일수 Visit	요양급여일수 Reimbursed Days	진료비 Medical Expense	급여비 Benefit	진료비 Medical Expense	급여비 Benefit	
<b>2,652,103</b>	<b>2,475,429</b>	<b>29.48</b>	<b>273.77</b>	<b>89,963</b>	<b>83,970</b>	<b>9,687</b>	<b>9,042</b>	<b>Seoul</b>
2,641,866	2,442,352	26.20	254.69	100,832	93,217	10,373	9,589	Jongno-gu
2,857,067	2,623,337	30.09	266.93	94,950	87,182	10,703	9,828	Jung-gu
2,788,492	2,551,403	30.82	263.01	90,478	82,785	10,602	9,701	Yongsan-gu
2,652,430	2,478,312	27.73	271.10	95,645	89,367	9,784	9,142	Seongdong-gu
2,388,115	2,235,295	28.46	259.02	83,902	78,533	9,220	8,630	Gwangjin-gu
2,562,155	2,394,408	28.07	255.78	91,285	85,309	10,017	9,361	Dongdaemun-gu
2,696,247	2,524,790	30.20	279.12	89,284	83,606	9,660	9,045	Jungnang-gu
2,517,865	2,355,841	27.49	277.25	91,595	85,701	9,082	8,497	Seongbuk-gu
2,607,242	2,432,103	29.93	281.01	87,116	81,264	9,278	8,655	Gangbuk-gu
2,353,173	2,190,715	27.58	260.22	85,309	79,420	9,043	8,419	Dobong-gu
2,703,075	2,539,035	30.14	301.91	89,670	84,228	8,953	8,410	Nowon-gu
2,889,131	2,704,197	31.02	278.34	93,146	87,184	10,380	9,715	Eunpyeong-gu
2,354,871	2,215,659	29.06	261.37	81,036	76,246	9,010	8,477	Seodaemun-gu
2,706,025	2,522,536	29.84	279.01	90,682	84,533	9,699	9,041	Mapo-gu
2,381,144	2,227,983	29.32	266.34	81,199	75,976	8,940	8,365	Yangcheon-gu
2,893,312	2,708,919	32.38	295.94	89,350	83,656	9,777	9,154	Gangseo-gu
2,518,104	2,340,951	27.44	252.40	91,763	85,307	9,977	9,275	Guro-gu
2,753,533	2,569,655	29.51	280.87	93,304	87,073	9,804	9,149	Geumcheon-gu
2,648,776	2,451,878	28.47	259.25	93,044	86,127	10,217	9,457	Yeongdeungpo-gu
2,742,740	2,556,071	29.67	271.22	92,454	86,162	10,112	9,424	Dongjak-gu
2,812,278	2,613,722	29.86	270.64	94,195	87,544	10,391	9,657	Gwanak-gu
2,421,897	2,267,400	26.22	241.33	92,361	86,469	10,036	9,395	Seocho-gu
2,512,083	2,342,871	28.55	271.38	87,989	82,062	9,257	8,633	Gangnam-gu
2,583,086	2,418,346	29.47	262.83	87,652	82,061	9,828	9,201	Songpa-gu
2,804,406	2,618,410	31.02	286.30	90,398	84,403	9,795	9,146	Gangdong-gu
<b>2,536,705</b>	<b>2,349,451</b>	<b>28.41</b>	<b>243.79</b>	<b>89,292</b>	<b>82,700</b>	<b>10,405</b>	<b>9,637</b>	<b>Incheon</b>
2,925,464	2,705,394	28.76	263.86	101,714	94,062	11,087	10,253	Jung-gu
2,821,209	2,632,570	30.33	276.31	93,032	86,811	10,210	9,527	Dong-gu
2,471,136	2,275,028	26.90	230.61	91,851	84,561	10,716	9,865	Michuhol-gu
2,137,983	1,998,201	25.09	214.08	85,198	79,627	9,987	9,334	Yeonsu-gu
2,627,196	2,429,061	29.73	241.67	88,373	81,709	10,871	10,051	Namdong-gu
2,399,827	2,236,049	28.11	244.90	85,381	79,554	9,799	9,131	Bupyeong-gu
2,713,377	2,516,927	32.63	262.36	83,158	77,137	10,342	9,593	Gyeyang-gu
2,580,712	2,382,763	27.73	248.52	93,055	85,917	10,384	9,588	Seo-gu
2,712,817	2,530,735	28.20	272.06	96,202	89,745	9,971	9,302	Ganghwa-gun
1,581,914	1,498,265	19.47	230.16	81,233	76,938	6,873	6,510	Ongjin-gun
<b>2,530,140</b>	<b>2,344,226</b>	<b>27.84</b>	<b>249.58</b>	<b>90,883</b>	<b>84,205</b>	<b>10,137</b>	<b>9,393</b>	<b>Gyeonggi</b>
2,155,318	2,023,821	26.05	223.52	82,726	77,678	9,642	9,054	Jangan-gu
2,440,668	2,274,991	27.87	251.27	87,587	81,642	9,713	9,054	Gwonseon-gu
2,855,415	2,637,365	30.55	239.21	93,481	86,342	11,937	11,026	Paldal-gu
1,892,953	1,767,519	24.96	219.75	75,836	70,811	8,614	8,043	Yongtong-gu
2,623,720	2,431,290	28.76	265.01	91,220	84,530	9,901	9,174	Sujeong-gu
2,579,857	2,400,706	29.11	240.89	88,626	82,472	10,710	9,966	Jungwon-gu
2,878,950	2,657,743	30.04	288.64	95,822	88,460	9,974	9,208	Bundang-gu
2,287,520	2,126,331	25.44	238.61	89,912	83,576	9,587	8,911	Uijeongbu-si
2,427,803	2,258,485	26.72	250.79	90,846	84,510	9,680	9,005	Manan-gu
2,540,322	2,361,593	29.57	210.69	85,898	79,855	12,057	11,209	Dongan-gu
2,710,416	2,505,685	30.45	266.06	88,999	82,277	10,187	9,418	Bucheon-si

Note : Based on the Treatments(excluding pharmacy from Medical Service Use, including pharmacy in Treatment Days/Medical Expense /Benefit Amount) including Medical aid

제 2-4 표  
Table 2-4

시·군·구별  
Medical Treatment

구 분	진료실인원수 Patients	입내원일수 Visit	요양급여일수 ReimbursedDays	진료비 Medical Expense	급여비 Benefit
광 명 시	928	28,054	256,560	2,716,696	2,496,829
평 택 시	2,005	54,276	464,682	4,829,004	4,510,001
동 두 천 시	584	16,762	143,944	1,450,852	1,344,678
안 산 시 상 록 구	2,365	60,544	519,849	4,906,642	4,494,685
안 산 시 단 원 구	1,437	38,545	316,615	3,322,920	3,068,062
고 양 시 덕 양 구	2,162	54,424	533,397	5,000,112	4,678,162
고 양 시 일 산 동 구	893	26,883	228,393	2,425,885	2,225,661
고 양 시 일 산 서 구	707	23,034	200,364	2,204,514	2,049,449
과 천 시	140	3,270	29,991	237,860	222,669
구 리 시	937	24,905	253,730	2,311,374	2,155,251
남 양 주 시	2,565	71,145	691,318	6,877,423	6,472,101
오 산 시	673	17,917	145,781	1,398,713	1,301,872
시 흥 시	2,341	71,206	617,516	6,974,540	6,404,248
군 포 시	1,132	36,582	323,835	3,190,024	2,937,747
의 왕 시	300	8,894	74,489	752,210	706,401
하 남 시	758	22,680	212,198	1,982,753	1,862,811
용 인 시 처 인 구	598	15,152	134,754	1,363,883	1,257,804
용 인 시 기 흥 구	766	19,794	171,234	1,827,025	1,666,396
용 인 시 수 지 구	194	4,664	44,121	363,720	338,072
파 주 시	2,073	58,599	566,382	5,534,780	5,133,983
이 천 시	872	20,834	214,742	1,797,474	1,671,570
안 성 시	983	25,300	253,034	2,260,504	2,085,199
김 포 시	1,567	42,134	370,833	4,139,069	3,823,728
화 성 시	1,551	44,221	365,422	4,449,682	4,085,256
광 주 시	876	24,385	210,794	2,564,240	2,323,739
양 주 시	1,311	34,706	299,886	2,970,736	2,769,182
포 천 시	876	24,537	208,714	2,259,854	2,089,872
여 주 시	660	18,111	172,250	1,666,495	1,539,109
연 천 군	159	3,790	46,964	324,513	309,135
가 평 군	252	7,329	69,401	658,472	611,271
양 평 군	385	11,016	103,673	961,596	881,691
<b>강 원</b>	<b>9,701</b>	<b>238,546</b>	<b>2,437,226</b>	<b>21,619,843</b>	<b>20,002,226</b>
춘 천 시	2,275	54,169	577,457	5,025,304	4,710,753
원 주 시	2,402	59,490	561,425	5,374,942	4,943,172
강 릉 시	1,382	33,627	345,237	2,972,236	2,755,086
동 해 시	534	13,019	133,179	1,090,446	1,013,808
태 백 시	282	7,426	72,036	622,984	569,493
속 초 시	680	18,179	173,504	1,673,136	1,514,031
삼 척 시	452	10,996	111,956	1,109,242	1,028,895
흥 천 군	311	7,297	91,301	674,290	625,711
횡 성 군	227	5,769	54,940	543,055	498,596
영 월 군	141	2,450	26,072	240,677	221,990
평 창 군	128	2,371	30,724	204,854	191,703
정 선 군	110	2,224	22,341	221,825	198,247
철 원 군	143	4,207	44,268	347,881	323,593
화 천 군	78	2,229	29,267	179,548	168,514
양 구 군	141	3,646	48,486	294,978	274,977
인 제 군	105	2,045	22,758	143,180	131,367
고 성 군	164	4,892	49,822	534,806	494,088
양 양 군	146	4,510	42,453	366,459	338,203

주 : 진료일 기준(의료이용은 약국제외, 요양급여일수, 진료비와 급여비는 약국포함)이며, 의료급여 포함

# 진료실적 현황 (의료급여 2종) <계속>

## Activities by District (Medical Aid Class 2) <Cont'd>

(단위 : 명, 일, 천원, 원)

Unit : Person, Day, 1,000Won, WON

진료실인원수당 Per Patient				입내원1일당 Per Visit		요양급여1일당 Per reimbursed day		Division
진료비 Medical Expense	급여비 Benefit	입내원일수 Visit	요양급여일수 Reimbursed Days	진료비 Medical Expense	급여비 Benefit	진료비 Medical Expense	급여비 Benefit	
2,927,474	2,690,548	30.23	276.47	96,838	89,001	10,589	9,732	Gwangmyeong-si
2,408,481	2,249,377	27.07	231.76	88,971	83,094	10,392	9,706	Pyeongtaek-si
2,484,335	2,302,530	28.70	246.48	86,556	80,222	10,079	9,342	Dongducheon-si
2,074,690	1,900,501	25.60	219.81	81,043	74,238	9,439	8,646	Sangnok-gu
2,312,401	2,135,046	26.82	220.33	86,209	79,597	10,495	9,690	Danwon-gu
2,312,725	2,163,812	25.17	246.71	91,873	85,958	9,374	8,771	Deogyang-gu
2,716,556	2,492,342	30.10	255.76	90,239	82,791	10,622	9,745	Ilsandong-gu
3,118,125	2,898,796	32.58	283.40	95,707	88,975	11,003	10,229	Ilsanseo-gu
1,699,003	1,590,496	23.36	214.22	72,740	68,095	7,931	7,425	Gwacheon-si
2,466,781	2,300,161	26.58	270.79	92,808	86,539	9,110	8,494	Guri-si
2,681,257	2,523,236	27.74	269.52	96,668	90,971	9,948	9,362	Namyangju-si
2,078,325	1,934,431	26.62	216.61	78,066	72,661	9,595	8,930	Osan-si
2,979,299	2,735,689	30.42	263.78	97,949	89,940	11,295	10,371	Siheung-si
2,818,042	2,595,182	32.32	286.07	87,202	80,306	9,851	9,072	Gunpo-si
2,507,368	2,354,671	29.65	248.30	84,575	79,424	10,098	9,483	Uiwang-si
2,615,769	2,457,534	29.92	279.94	87,423	82,135	9,344	8,779	Hanam-si
2,280,741	2,103,351	25.34	225.34	90,013	83,012	10,121	9,334	Cheoin-gu
2,385,150	2,175,452	25.84	223.54	92,302	84,187	10,670	9,732	Giheung-gu
1,874,846	1,742,641	24.04	227.43	77,985	72,486	8,244	7,662	Suji-gu
2,669,937	2,476,596	28.27	273.22	94,452	87,612	9,772	9,065	Paju-si
2,061,324	1,916,938	23.89	246.26	86,276	80,233	8,370	7,784	Icheon-si
2,299,598	2,121,260	25.74	257.41	89,348	82,419	8,934	8,241	Anseong-si
2,641,397	2,440,159	26.89	236.65	98,236	90,752	11,162	10,311	Gimpo-si
2,868,911	2,633,950	28.51	235.60	100,624	92,383	12,177	11,180	Hwaseong-si
2,927,215	2,652,670	27.84	240.63	105,156	95,294	12,165	11,024	Gwangju-si
2,266,008	2,112,267	26.47	228.75	85,597	79,790	9,906	9,234	Yangju-si
2,579,742	2,385,699	28.01	238.26	92,100	85,172	10,828	10,013	Pocheon-si
2,524,992	2,331,984	27.44	260.98	92,016	84,982	9,675	8,935	Yeoju-si
2,040,960	1,944,248	23.84	295.37	85,623	81,566	6,910	6,582	Yeoncheon-gun
2,612,983	2,425,680	29.08	275.40	89,845	83,404	9,488	8,808	Gapyeong-gun
2,497,653	2,290,108	28.61	269.28	87,291	80,037	9,275	8,505	Yangpyeong-gun
<b>2,228,620</b>	<b>2,061,873</b>	<b>24.59</b>	<b>251.23</b>	<b>90,632</b>	<b>83,851</b>	<b>8,871</b>	<b>8,207</b>	<b>Gangwon</b>
2,208,925	2,070,661	23.81	253.83	92,771	86,964	8,702	8,158	Chuncheon-si
2,237,695	2,057,940	24.77	233.73	90,350	83,092	9,574	8,805	Wonju-si
2,150,677	1,993,550	24.33	249.81	88,388	81,931	8,609	7,980	Gangneung-si
2,042,033	1,898,517	24.38	249.40	83,758	77,871	8,188	7,612	Donghae-si
2,209,163	2,019,480	26.33	255.45	83,892	76,689	8,648	7,906	Taebaek-si
2,460,494	2,226,515	26.73	255.15	92,037	83,285	9,643	8,726	Sokcho-si
2,454,074	2,276,315	24.33	247.69	100,877	93,570	9,908	9,190	Samcheok-si
2,168,136	2,011,934	23.46	293.57	92,407	85,749	7,385	6,853	Hongcheon-gun
2,392,313	2,196,457	25.41	242.03	94,133	86,427	9,885	9,075	Hoengseong-gun
1,706,932	1,574,400	17.38	184.91	98,236	90,608	9,231	8,515	Yeongwol-gun
1,600,423	1,497,683	18.52	240.03	86,400	80,853	6,668	6,240	Pyeongchang-gun
2,016,588	1,802,246	20.22	203.10	99,741	89,140	9,929	8,874	Jeongseon-gun
2,432,731	2,262,886	29.42	309.57	82,691	76,918	7,859	7,310	Cheorwon-gun
2,301,900	2,160,431	28.58	375.22	80,551	75,601	6,135	5,758	Hwacheon-gun
2,092,046	1,950,190	25.86	343.87	80,905	75,419	6,084	5,671	Yanggu-gun
1,363,621	1,251,112	19.48	216.74	70,015	64,238	6,291	5,772	Inje-gun
3,261,010	3,012,730	29.83	303.79	109,322	100,999	10,734	9,917	Goseong-gun
2,509,992	2,316,458	30.89	290.77	81,255	74,990	8,632	7,967	Yangyang-gun

Note : Based on the Treatments(excluding pharmacy from Medical Service Use, including pharmacy in Treatment Days/Medical Expense /Benefit Amount) including Medical aid



## 제 3 장

# 관내 및 관외 진료실적 현황



제 3-1 표  
Table 3-1

시·군·구별  
Medical Treatment

구 분		진료실인원수 Patients	입내원일수 Visit	요양급여일수 Reimbursed Days	진료비 Medical Expense	급여비 Benefit
서 울		8,869,972	185,634,564	2,035,929,774	19,075,362,831	14,574,520,484
종 로 구		110,723	1,394,478	17,862,104	138,047,289	103,640,378
중 구		97,634	1,299,025	14,806,729	105,119,346	80,131,124
용 산 구		159,221	1,918,858	21,463,972	149,124,901	114,030,844
성 동 구		222,510	3,289,621	32,612,946	251,812,582	189,207,340
광 진 구		287,420	4,438,312	47,113,954	372,429,055	279,386,450
동 대 문 구		284,205	4,666,573	49,299,512	394,375,264	300,957,149
중 랑 구		321,647	5,789,017	56,568,824	432,781,163	333,191,931
성 북 구		346,798	5,074,783	53,311,614	424,327,984	323,003,358
강 북 구		239,501	4,102,478	42,255,214	280,556,053	215,550,629
도 봉 구		250,466	3,879,234	41,023,806	273,743,207	208,315,167
노 원 구		427,086	7,362,504	79,028,846	616,086,979	480,049,932
은 평 구		396,553	7,272,860	74,298,299	602,183,569	462,213,667
서 대 문 구		244,160	3,571,354	39,044,450	311,930,943	237,132,524
마 포 구		301,961	4,014,570	37,464,300	249,146,052	185,909,891
양 천 구		363,138	5,392,483	55,612,514	411,953,651	309,807,730
강 서 구		484,931	8,261,861	82,140,129	700,091,871	533,799,767
구 로 구		343,280	5,582,968	58,482,975	503,272,666	383,199,107
금 천 구		194,951	3,006,634	30,312,465	219,251,934	167,696,716
영 등 포 구		329,438	4,987,139	52,090,170	422,102,976	318,320,920
동 작 구		300,676	4,235,125	46,603,925	358,714,474	271,083,689
관 악 구		393,999	5,825,628	54,730,368	417,948,395	317,298,647
서 초 구		333,004	4,351,984	44,028,792	348,005,616	256,834,704
강 남 구		462,442	6,391,507	68,300,846	562,581,473	417,160,002
송 파 구		560,755	8,669,491	87,027,084	686,185,676	511,726,649
강 동 구		400,916	7,256,594	73,793,735	605,495,727	459,743,755
인 천		2,779,248	56,577,181	583,445,133	5,467,159,364	4,210,223,916
중 구		129,460	1,756,541	17,161,020	147,022,119	112,913,276
동 구		46,839	757,134	7,598,238	50,872,035	38,671,489
미 추 홀 구		339,275	5,727,521	57,537,465	453,615,295	349,038,577
연 수 구		349,057	4,989,199	43,648,196	334,977,400	248,571,088
남 동 구		435,742	7,957,737	78,827,018	703,830,996	544,335,169
부 평 구		429,144	7,236,175	76,493,694	630,238,213	482,920,579
계 양 구		241,985	4,446,450	44,336,024	351,852,054	268,541,136
서 구		548,245	8,693,107	83,008,232	692,283,665	526,057,202
강 화 군		53,472	922,638	11,805,883	79,095,046	60,109,964
웅 진 군		12,248	89,396	1,324,911	3,273,317	2,376,241
경 기		12,870,957	242,951,395	2,526,028,715	22,406,511,484	17,008,504,966
수 원 시 장 안 구		230,023	3,243,476	30,804,350	201,538,295	150,817,967
수 원 시 권 선 구		302,600	4,011,028	36,657,764	252,860,371	187,092,781
수 원 시 팔 달 구		166,159	2,428,084	25,477,187	226,849,876	173,992,895
수 원 시 영 통 구		313,783	4,116,214	37,524,438	294,069,503	215,394,027
성 남 시 수 정 구		185,933	2,879,053	28,354,365	202,842,078	154,738,090
성 남 시 중 원 구		163,234	2,296,719	23,497,613	142,186,645	106,385,617
성 남 시 분 당 구		420,845	6,584,020	73,858,628	591,004,137	439,776,037
의 정 부 시		410,246	7,371,955	80,253,198	668,773,972	511,702,803
안 양 시 만 안 구		191,124	2,845,171	30,907,181	224,337,021	169,902,428
안 양 시 동 안 구		277,066	4,311,928	43,328,841	347,154,048	255,844,548
부 천 시		713,371	13,751,697	148,479,614	1,317,671,036	1,001,532,836

주 : 진료일 기준(의료이용은 약국제외, 요양급여일수, 진료비와 급여비는 약국포함)이며, 의료급여 포함



# 진료실적 현황 (관내-계)

## Activities by District (Internal-Total)

(단위 : 명, 일, 천원, 원)  
Unit : Person, Day, 1,000Won, WON

진료실인원수당 Per Patient		입내원1일당 Per Visit		요양급여1일당 Per reimbursed day				Division
진료비 Medical Expense	급여비 Benefit	입내원일수 Visit	요양급여일수 Reimbursed Days	진료비 Medical Expense	급여비 Benefit	진료비 Medical Expense	급여비 Benefit	
<b>2,150,555</b>	<b>1,643,130</b>	<b>20.93</b>	<b>229.53</b>	<b>102,758</b>	<b>78,512</b>	<b>9,369</b>	<b>7,159</b>	<b>Seoul</b>
1,246,781	936,033	12.59	161.32	98,996	74,322	7,729	5,802	Jongno-gu
1,076,667	820,730	13.31	151.66	80,922	61,686	7,099	5,412	Jung-gu
936,591	716,180	12.05	134.81	77,715	59,426	6,948	5,313	Yongsan-gu
1,131,691	850,332	14.78	146.57	76,548	57,516	7,721	5,802	Seongdong-gu
1,295,766	972,049	15.44	163.92	83,912	62,949	7,905	5,930	Gwangjin-gu
1,387,644	1,058,944	16.42	173.46	84,511	64,492	8,000	6,105	Dongdaemun-gu
1,345,516	1,035,893	18.00	175.87	74,759	57,556	7,651	5,890	Jungnang-gu
1,223,559	931,388	14.63	153.73	83,615	63,649	7,959	6,059	Seongbuk-gu
1,171,419	899,999	17.13	176.43	68,387	52,542	6,640	5,101	Gangbuk-gu
1,092,936	831,710	15.49	163.79	70,566	53,700	6,673	5,078	Dobong-gu
1,442,536	1,124,012	17.24	185.04	83,679	65,202	7,796	6,074	Nowon-gu
1,518,545	1,165,579	18.34	187.36	82,799	63,553	8,105	6,221	Eunpyeong-gu
1,277,568	971,218	14.63	159.91	87,342	66,398	7,989	6,073	Seodaemun-gu
825,093	615,675	13.29	124.07	62,060	46,309	6,650	4,962	Mapo-gu
1,134,427	853,140	14.85	153.14	76,394	57,452	7,408	5,571	Yangcheon-gu
1,443,694	1,100,775	17.04	169.39	84,738	64,610	8,523	6,499	Gangseo-gu
1,466,070	1,116,287	16.26	170.37	90,144	68,637	8,605	6,552	Guro-gu
1,124,651	860,199	15.42	155.49	72,923	55,776	7,233	5,532	Geumcheon-gu
1,281,282	966,254	15.14	158.12	84,638	63,828	8,103	6,111	Yeongdeungpo-gu
1,193,027	901,581	14.09	155.00	84,700	64,008	7,697	5,817	Dongjak-gu
1,060,785	805,329	14.79	138.91	71,743	54,466	7,636	5,797	Gwanak-gu
1,045,049	771,266	13.07	132.22	79,965	59,016	7,904	5,833	Seocho-gu
1,216,545	902,081	13.82	147.70	88,020	65,268	8,237	6,108	Gangnam-gu
1,223,682	912,567	15.46	155.20	79,149	59,026	7,885	5,880	Songpa-gu
1,510,281	1,146,733	18.10	184.06	83,441	63,355	8,205	6,230	Gangdong-gu
<b>1,967,136</b>	<b>1,514,879</b>	<b>20.36</b>	<b>209.93</b>	<b>96,632</b>	<b>74,416</b>	<b>9,370</b>	<b>7,216</b>	<b>Incheon</b>
1,135,657	872,187	13.57	132.56	83,700	64,282	8,567	6,580	Jung-gu
1,086,104	825,626	16.16	162.22	67,190	51,076	6,695	5,090	Dong-gu
1,337,014	1,028,778	16.88	169.59	79,199	60,941	7,884	6,066	Michuhol-gu
959,664	712,122	14.29	125.05	67,141	49,822	7,674	5,695	Yeonsu-gu
1,615,247	1,249,214	18.26	180.90	88,446	68,403	8,929	6,905	Namdong-gu
1,468,594	1,125,311	16.86	178.25	87,095	66,737	8,239	6,313	Bupyeong-gu
1,454,024	1,109,743	18.37	183.22	79,131	60,395	7,936	6,057	Gyeyang-gu
1,262,727	959,529	15.86	151.41	79,636	60,514	8,340	6,337	Seo-gu
1,479,186	1,124,139	17.25	220.79	85,727	65,150	6,700	5,092	Ganghwa-gun
267,253	194,011	7.30	108.17	36,616	26,581	2,471	1,794	Ongjin-gun
<b>1,740,858</b>	<b>1,321,464</b>	<b>18.88</b>	<b>196.26</b>	<b>92,226</b>	<b>70,008</b>	<b>8,870</b>	<b>6,733</b>	<b>Gyeonggi</b>
876,166	655,665	14.10	133.92	62,137	46,499	6,543	4,896	Jangan-gu
835,626	618,284	13.26	121.14	63,041	46,645	6,898	5,104	Gwonseon-gu
1,365,258	1,047,147	14.61	153.33	93,428	71,659	8,904	6,829	Paldal-gu
937,175	686,443	13.12	119.59	71,442	52,328	7,837	5,740	Yongtong-gu
1,090,942	832,225	15.48	152.50	70,454	53,746	7,154	5,457	Sujeong-gu
871,060	651,737	14.07	143.95	61,909	46,321	6,051	4,528	Jungwon-gu
1,404,327	1,044,983	15.64	175.50	89,763	66,794	8,002	5,954	Bundang-gu
1,630,178	1,247,307	17.97	195.62	90,719	69,412	8,333	6,376	Uijeongbu-si
1,173,777	888,964	14.89	161.71	78,848	59,716	7,258	5,497	Manan-gu
1,252,965	923,407	15.56	156.38	80,510	59,334	8,012	5,905	Dongan-gu
1,847,105	1,403,944	19.28	208.14	95,819	72,830	8,874	6,745	Bucheon-si

Note : Based on the Treatments(excluding pharmacy from Medical Service Use, including pharmacy in Treatment Days/Medical Expense /Benefit Amount) including Medical aid

제 3-1 표  
Table 3-1

시·군·구별  
Medical Treatment

구 분	진료실인원수 Patients	입내원일수 Visit	요양급여일수 Reimbursed Days	진료비 Medical Expense	급여비 Benefit
광 명 시	249,254	4,427,715	42,733,871	346,051,894	259,548,173
평 택 시	538,013	8,801,720	89,416,039	720,120,528	535,928,039
동 두 천 시	76,211	1,426,036	13,756,503	99,964,725	78,164,452
안 산 시 상 록 구	273,127	3,508,566	36,413,558	247,143,333	185,192,760
안 산 시 단 원 구	291,523	4,892,902	48,713,053	456,922,500	346,005,885
고 양 시 덕 양 구	419,401	6,528,607	63,533,518	495,088,325	376,239,086
고 양 시 일 산 동 구	240,179	3,400,528	38,448,613	336,026,282	256,958,873
고 양 시 일 산 서 구	242,775	3,443,281	35,894,199	252,086,156	188,811,522
과 천 시	64,337	747,744	6,303,855	37,467,900	27,487,629
구 리 시	160,913	2,734,672	28,059,534	219,944,550	167,477,598
남 양 주 시	636,260	9,890,411	95,595,583	732,243,157	550,078,404
오 산 시	203,889	2,942,150	26,350,289	209,888,779	155,948,054
시 흥 시	481,368	7,419,587	66,425,016	560,662,324	418,127,489
군 포 시	230,116	3,686,017	36,132,931	270,379,461	203,299,931
의 왕 시	119,577	1,324,293	12,795,812	76,133,353	56,486,085
하 남 시	265,238	4,149,567	34,268,064	266,896,319	198,757,959
용 인 시 처 인 구	219,408	3,181,223	30,828,096	247,784,920	184,033,182
용 인 시 기 흥 구	358,746	4,740,074	50,385,064	366,710,674	272,902,883
용 인 시 수 지 구	308,840	3,910,843	36,564,367	225,168,905	165,328,368
파 주 시	438,366	6,924,712	63,764,918	499,904,082	375,676,302
이 천 시	198,038	3,090,826	33,003,479	222,165,833	165,968,502
안 성 시	168,349	2,669,355	27,354,500	188,788,063	141,043,110
김 포 시	439,848	7,069,391	66,299,801	554,387,685	415,687,023
화 성 시	848,123	11,875,849	106,576,009	862,567,302	640,859,479
광 주 시	323,834	4,412,155	46,936,757	315,613,120	231,848,036
양 주 시	219,096	3,083,210	28,999,299	197,276,182	149,090,499
포 천 시	123,392	1,859,899	22,649,837	146,396,655	110,658,939
여 주 시	93,080	1,655,362	16,605,429	112,720,584	85,367,145
연 천 군	32,102	464,086	5,852,516	31,011,484	23,994,169
가 평 군	49,112	754,067	9,243,540	51,813,836	40,425,546
양 평 군	95,714	1,509,934	17,711,984	108,372,218	81,828,291
<b>강 원</b>	<b>1,393,726</b>	<b>27,487,499</b>	<b>341,431,824</b>	<b>2,720,276,128</b>	<b>2,087,088,987</b>
춘 천 시	264,154	5,292,163	63,030,757	522,324,544	406,780,931
원 주 시	331,888	6,342,066	72,802,312	623,000,596	474,786,511
강 릉 시	191,117	3,553,092	48,580,217	370,954,137	283,190,719
동 해 시	79,813	1,516,426	17,212,318	107,213,834	80,719,053
태 백 시	33,823	612,595	7,842,789	38,611,318	28,588,102
속 초 시	72,732	1,337,523	14,689,056	96,575,127	73,010,002
삼 척 시	53,648	916,501	11,653,375	72,675,603	54,766,416
흥 천 군	54,871	910,616	10,913,699	62,029,296	46,484,885
횡 성 군	36,119	516,304	6,584,330	36,565,957	27,397,526
영 월 군	28,718	386,456	5,795,984	28,938,665	21,684,836
평 창 군	30,697	363,054	5,546,912	20,251,784	15,172,265
정 선 군	25,203	281,068	4,003,127	14,662,239	10,837,043
철 원 군	34,717	521,874	6,094,924	33,274,054	25,475,035
화 천 군	17,091	189,512	2,424,457	9,025,315	6,875,690
양 구 군	17,287	227,407	2,700,778	13,249,877	10,127,228
인 제 군	24,898	298,617	3,686,179	15,786,539	11,679,511
고 성 군	16,723	224,568	3,025,366	11,618,047	8,867,883
양 양 군	18,946	209,258	3,155,548	11,112,748	8,422,638

주 : 진료일 기준(의료이용은 약국제외, 요양급여일수, 진료비와 급여비는 약국포함)이며, 의료급여 포함

# 진료실적 현황 (관내-계) <계속> Activities by District (Internal-Total) <Cont'd>

(단위 : 명, 일, 천원, 원)  
Unit : Person, Day, 1,000Won, WON

진료실인원수당 Per Patient				입내원1일당 Per Visit		요양급여1일당 Per reimbursed day		Division
진료비 Medical Expense	급여비 Benefit	입내원일수 Visit	요양급여일수 Reimbursed Days	진료비 Medical Expense	급여비 Benefit	진료비 Medical Expense	급여비 Benefit	
1,388,350	1,041,300	17.76	171.45	78,156	58,619	8,098	6,074	Gwangmyeong-si
1,338,482	996,125	16.36	166.20	81,816	60,889	8,054	5,994	Pyeongtaek-si
1,311,684	1,025,632	18.71	180.51	70,100	54,812	7,267	5,682	Dongducheon-si
904,866	678,046	12.85	133.32	70,440	52,783	6,787	5,086	Sangnok-gu
1,567,363	1,186,891	16.78	167.10	93,385	70,716	9,380	7,103	Danwon-gu
1,180,465	897,087	15.57	151.49	75,834	57,629	7,793	5,922	Deogyang-gu
1,399,066	1,069,864	14.16	160.08	98,816	75,564	8,740	6,683	Ilсандong-gu
1,038,353	777,722	14.18	147.85	73,211	54,835	7,023	5,260	Ilсанseo-gu
582,369	427,244	11.62	97.98	50,108	36,761	5,944	4,360	Gwacheon-si
1,366,854	1,040,796	16.99	174.38	80,428	61,242	7,838	5,969	Guri-si
1,150,855	864,550	15.54	150.25	74,036	55,617	7,660	5,754	Namyangju-si
1,029,427	764,867	14.43	129.24	71,339	53,005	7,965	5,918	Osan-si
1,164,727	868,623	15.41	137.99	75,565	56,355	8,441	6,295	Siheung-si
1,174,970	883,467	16.02	157.02	73,353	55,154	7,483	5,626	Gunpo-si
636,689	472,383	11.07	107.01	57,490	42,654	5,950	4,414	Uiwang-si
1,006,252	749,357	15.64	129.20	64,319	47,898	7,788	5,800	Hanam-si
1,129,334	838,772	14.50	140.51	77,890	57,850	8,038	5,970	Cheoin-gu
1,022,201	760,713	13.21	140.45	77,364	57,574	7,278	5,416	Giheung-gu
729,079	535,320	12.66	118.39	57,576	42,274	6,158	4,522	Suji-gu
1,140,381	856,992	15.80	145.46	72,191	54,252	7,840	5,892	Paju-si
1,121,834	838,064	15.61	166.65	71,879	53,697	6,732	5,029	Icheon-si
1,121,409	837,802	15.86	162.49	70,724	52,838	6,902	5,156	Anseong-si
1,260,407	945,070	16.07	150.73	78,421	58,801	8,362	6,270	Gimpo-si
1,017,031	755,621	14.00	125.66	72,632	53,963	8,093	6,013	Hwaseong-si
974,614	715,947	13.62	144.94	71,533	52,548	6,724	4,940	Gwangju-si
900,410	680,480	14.07	132.36	63,984	48,356	6,803	5,141	Yangju-si
1,186,436	896,808	15.07	183.56	78,712	59,497	6,463	4,886	Pocheon-si
1,211,008	917,137	17.78	178.40	68,094	51,570	6,788	5,141	Yeoju-si
966,030	747,435	14.46	182.31	66,823	51,702	5,299	4,100	Yeoncheon-gun
1,055,014	823,130	15.35	188.21	68,713	53,610	5,605	4,373	Gapyeong-gun
1,132,250	854,925	15.78	185.05	71,773	54,193	6,119	4,620	Yangpyeong-gun
<b>1,951,801</b>	<b>1,497,489</b>	<b>19.72</b>	<b>244.98</b>	<b>98,964</b>	<b>75,929</b>	<b>7,967</b>	<b>6,113</b>	<b>Gangwon</b>
1,977,349	1,539,939	20.03	238.61	98,698	76,865	8,287	6,454	Chuncheon-si
1,877,141	1,430,562	19.11	219.36	98,233	74,863	8,557	6,522	Wonju-si
1,940,979	1,481,766	18.59	254.19	104,403	79,703	7,636	5,829	Gangneung-si
1,343,313	1,011,352	19.00	215.66	70,702	53,230	6,229	4,690	Donghae-si
1,141,570	845,227	18.11	231.88	63,029	46,667	4,923	3,645	Taebaek-si
1,327,822	1,003,822	18.39	201.96	72,204	54,586	6,575	4,970	Sokcho-si
1,354,675	1,020,847	17.08	217.22	79,297	59,756	6,236	4,700	Samcheok-si
1,130,457	847,167	16.60	198.90	68,118	51,048	5,684	4,259	Hongcheon-gun
1,012,375	758,535	14.29	182.30	70,823	53,065	5,553	4,161	Hoengseong-gun
1,007,684	755,096	13.46	201.82	74,882	56,112	4,993	3,741	Yeongwol-gun
659,732	494,259	11.83	180.70	55,782	41,791	3,651	2,735	Pyeongchang-gun
581,766	429,990	11.15	158.84	52,166	38,557	3,663	2,707	Jeongseon-gun
958,437	733,791	15.03	175.56	63,759	48,815	5,459	4,180	Cheorwon-gun
528,074	402,299	11.09	141.86	47,624	36,281	3,723	2,836	Hwacheon-gun
766,465	585,829	13.15	156.23	58,265	44,533	4,906	3,750	Yanggu-gun
634,048	469,094	11.99	148.05	52,866	39,112	4,283	3,168	Inje-gun
694,735	530,281	13.43	180.91	51,735	39,489	3,840	2,931	Goseong-gun
586,548	444,560	11.04	166.55	53,105	40,250	3,522	2,669	Yangyang-gun

Note : Based on the Treatments(excluding pharmacy from Medical Service Use, including pharmacy in Treatment Days/Medical Expense /Benefit Amount) including Medical aid

제 3-1-1 표  
Table 3-1-1

시·군·구별  
Medical Treatment

구 분			진료실인원수 Patients	입내원일수 Visit	요양급여일수 Reimbursed Days	진료비 Medical Expense	급여비 Benefit
서 울			1,048,831	14,445,562	26,824,703	5,676,315,052	4,750,670,435
종 로 구			5,471	52,170	116,733	32,289,978	27,034,258
중 구			4,076	31,585	70,025	15,445,877	13,260,959
용 산 구			6,526	45,525	106,642	27,585,322	23,881,329
성 동 구			12,562	109,044	223,101	51,581,763	42,388,955
광 진 구			17,531	186,559	345,569	82,325,242	67,720,548
동 대 문 구			19,888	306,996	517,998	97,182,106	80,862,252
중 랑 구			22,533	252,038	449,438	80,600,935	67,702,664
성 북 구			24,195	301,418	559,798	108,449,571	90,267,731
강 북 구			11,286	169,398	244,700	31,451,833	25,212,459
도 봉 구			15,061	220,590	317,941	54,016,576	44,396,626
노 원 구			33,319	373,312	651,938	139,802,662	120,369,943
은 평 구			32,155	408,999	665,888	138,329,698	115,031,071
서 대 문 구			12,669	185,800	341,389	70,765,496	59,229,407
마 포 구			5,177	69,034	90,165	12,377,658	9,709,584
양 천 구			20,630	227,025	406,699	89,520,386	74,203,037
강 서 구			40,232	455,767	799,600	161,865,213	131,331,879
구 로 구			25,031	394,088	673,594	143,188,241	119,279,262
금 천 구			9,583	196,874	296,688	38,392,432	31,394,524
영 등 포 구			24,279	341,211	555,202	105,358,452	87,334,686
동 작 구			15,836	156,544	326,379	83,966,732	70,956,078
관 악 구			21,639	220,340	347,365	62,717,225	51,672,156
서 초 구			16,572	141,628	269,660	64,605,777	53,899,054
강 남 구			27,447	225,027	551,531	107,109,766	88,220,935
송 파 구			28,784	328,303	621,575	117,968,475	96,794,783
강 동 구			35,892	407,902	739,688	144,516,813	121,875,345
인 천			356,852	6,162,991	9,493,384	1,826,322,714	1,526,601,069
중 구			8,402	131,129	203,067	40,983,351	34,643,376
동 구			2,447	32,243	49,851	9,470,558	7,645,374
미 추 홀 구			27,613	568,774	749,348	119,267,114	99,558,921
연 수 구			19,666	201,912	309,464	51,726,201	41,704,213
남 동 구			35,938	662,013	1,012,180	198,031,808	165,423,869
부 평 구			31,072	485,882	779,542	158,995,860	133,112,937
계 양 구			22,495	394,681	586,423	100,236,856	83,160,700
서 구			59,087	675,011	1,096,388	183,847,213	153,742,154
강 화 군			3,969	94,001	119,204	16,577,360	13,369,017
웅 진 군			31	51	93	10,888	8,648
경 기			1,474,381	22,982,298	36,444,250	6,682,554,206	5,541,537,759
수 원 시 장 안 구			5,655	167,001	192,202	25,911,723	21,527,244
수 원 시 권 선 구			14,906	162,407	251,057	38,632,961	30,939,486
수 원 시 팔 달 구			14,194	190,068	312,005	61,765,460	51,264,474
수 원 시 영 통 구			17,206	157,753	317,330	58,220,518	47,546,920
성 남 시 수 정 구			9,859	193,516	254,693	37,091,740	30,500,596
성 남 시 중 원 구			3,847	76,009	102,134	13,302,265	10,534,084
성 남 시 분 당 구			34,461	324,831	636,258	139,219,931	115,572,786
의 정 부 시			44,903	561,211	923,408	176,521,936	145,971,267
안 양 시 만 안 구			12,042	177,560	252,213	46,086,925	38,519,411
안 양 시 동 안 구			23,377	150,966	324,831	78,964,232	64,675,186
부 천 시			84,502	1,360,205	2,175,444	412,874,156	341,442,242

주 : 진료일 기준이며, 의료급여 포함

# 진료실적 현황 (관내-입원)

## Activities by District (Internal-Hospitalization)

(단위 : 명, 일, 천원, 원)

Unit : Person, Day, 1,000Won, WON

진료실인원수당		Per Patient		입내원1일당		요양급여1일당		Division
진료비 Medical Expense	급여비 Benefit	입내원일수 Visit	요양급여일수 Reimbursed Days	진료비 Medical Expense	급여비 Benefit	진료비 Medical Expense	급여비 Benefit	
<b>5,412,040</b>	<b>4,529,491</b>	<b>13.77</b>	<b>25.58</b>	<b>392,945</b>	<b>328,867</b>	<b>211,608</b>	<b>177,101</b>	<b>Seoul</b>
5,902,025	4,941,374	9.54	21.34	618,938	518,195	276,614	231,591	Jongno-gu
3,789,469	3,253,425	7.75	17.18	489,026	419,850	220,577	189,375	Jung-gu
4,226,988	3,659,413	6.98	16.34	605,938	524,576	258,672	223,939	Yongsan-gu
4,106,174	3,374,380	8.68	17.76	473,036	388,733	231,204	189,999	Seongdong-gu
4,695,981	3,862,903	10.64	19.71	441,283	362,998	238,231	195,968	Gwangjin-gu
4,886,470	4,065,882	15.44	26.05	316,558	263,398	187,611	156,105	Dongdaemun-gu
3,577,017	3,004,601	11.19	19.95	319,797	268,621	179,337	150,638	Jungnang-gu
4,482,313	3,730,842	12.46	23.14	359,798	299,477	193,730	161,251	Seongbuk-gu
2,786,801	2,233,959	15.01	21.68	185,668	148,836	128,532	103,034	Gangbuk-gu
3,586,520	2,947,787	14.65	21.11	244,873	201,263	169,895	139,638	Dobong-gu
4,195,884	3,612,652	11.20	19.57	374,493	322,438	214,442	184,634	Nowon-gu
4,301,965	3,577,393	12.72	20.71	338,215	281,250	207,737	172,748	Eunpyeong-gu
5,585,721	4,675,145	14.67	26.95	380,869	318,780	207,287	173,495	Seodaemun-gu
2,390,894	1,875,523	13.33	17.42	179,298	140,649	137,278	107,687	Mapo-gu
4,339,330	3,596,851	11.00	19.71	394,320	326,850	220,115	182,452	Yangcheon-gu
4,023,295	3,264,364	11.33	19.87	355,149	288,156	202,433	164,247	Gangseo-gu
5,720,436	4,765,262	15.74	26.91	363,341	302,672	212,574	177,079	Guro-gu
4,006,306	3,276,064	20.54	30.96	195,010	159,465	129,403	105,817	Geumcheon-gu
4,339,489	3,597,129	14.05	22.87	308,778	255,955	189,766	157,303	Yeongdeungpo-gu
5,302,269	4,480,682	9.89	20.61	536,378	453,266	257,268	217,404	Dongjak-gu
2,898,342	2,387,918	10.18	16.05	284,638	234,511	180,551	148,755	Gwanak-gu
3,898,490	3,252,417	8.55	16.27	456,165	380,568	239,582	199,878	Seocho-gu
3,902,422	3,214,229	8.20	20.09	475,986	392,046	194,204	159,956	Gangnam-gu
4,098,404	3,362,798	11.41	21.59	359,328	294,834	189,790	155,725	Songpa-gu
4,026,435	3,395,613	11.36	20.61	354,293	298,786	195,375	164,766	Gangdong-gu
<b>5,117,872</b>	<b>4,277,967</b>	<b>17.27</b>	<b>26.60</b>	<b>296,337</b>	<b>247,705</b>	<b>192,378</b>	<b>160,807</b>	<b>Incheon</b>
4,877,809	4,123,230	15.61	24.17	312,542	264,193	201,822	170,601	Jung-gu
3,870,273	3,124,387	13.18	20.37	293,724	237,117	189,977	153,365	Dong-gu
4,319,238	3,605,509	20.60	27.14	209,692	175,041	159,161	132,861	Michuhol-gu
2,630,235	2,120,625	10.27	15.74	256,182	206,546	167,148	134,763	Yeonsu-gu
5,510,374	4,603,035	18.42	28.16	299,136	249,880	195,649	163,433	Namdong-gu
5,117,014	4,284,016	15.64	25.09	327,231	273,961	203,961	170,758	Bupyeong-gu
4,455,962	3,696,853	17.55	26.07	253,969	210,704	170,929	141,810	Gyeyang-gu
3,111,466	2,601,962	11.42	18.56	272,362	227,762	167,684	140,226	Seo-gu
4,176,709	3,368,359	23.68	30.03	176,353	142,222	139,067	112,152	Ganghwa-gun
351,216	278,967	1.65	3.00	213,484	169,568	117,072	92,989	Ongjin-gun
<b>4,532,447</b>	<b>3,758,552</b>	<b>15.59</b>	<b>24.72</b>	<b>290,770</b>	<b>241,122</b>	<b>183,364</b>	<b>152,055</b>	<b>Gyeonggi</b>
4,582,091	3,806,763	29.53	33.99	155,159	128,905	134,815	112,003	Jangan-gu
2,591,773	2,075,640	10.90	16.84	237,877	190,506	153,881	123,237	Gwonseon-gu
4,351,519	3,611,700	13.39	21.98	324,965	269,716	197,963	164,307	Paldal-gu
3,383,733	2,763,392	9.17	18.44	369,061	301,401	183,470	149,834	Yongtong-gu
3,762,221	3,093,680	19.63	25.83	191,673	157,613	145,633	119,754	Sujeong-gu
3,457,828	2,738,259	19.76	26.55	175,009	138,590	130,243	103,140	Jungwon-gu
4,039,927	3,353,727	9.43	18.46	428,592	355,794	218,810	181,645	Bundang-gu
3,931,184	3,250,813	12.50	20.56	314,538	260,101	191,164	158,079	Uijeongbu-si
3,827,182	3,198,755	14.75	20.94	259,557	216,937	182,730	152,726	Manan-gu
3,377,860	2,766,616	6.46	13.90	523,060	428,409	243,093	199,104	Dongan-gu
4,885,969	4,040,641	16.10	25.74	303,538	251,023	189,788	156,953	Bucheon-si

Note : Based on the Treatments including medical aid

제 3-1-1 표  
Table 3-1-1

시·군·구별  
Medical Treatment

구 분	진료실인원수 Patients	입내원일수 Visit	요양급여일수 Reimbursed Days	진료비 Medical Expense	급여비 Benefit
광 명 시	24,177	272,242	420,078	76,660,942	63,420,434
평택 시	57,385	616,890	1,007,766	170,541,791	137,175,493
동 두 천 시	2,722	166,197	176,952	17,745,096	15,171,747
안 산 시 상 록 구	14,392	276,015	421,966	56,829,806	45,004,980
안 산 시 단 원 구	35,698	560,860	890,450	153,099,196	126,221,175
고 양 시 덕 양 구	25,196	358,444	530,936	103,635,287	87,847,531
고 양 시 일 산 동 구	22,093	338,357	540,994	105,694,095	89,671,185
고 양 시 일 산 서 구	11,519	177,704	266,792	51,825,394	43,558,604
과 천 시	-	-	-	-	-
구 리 시	12,474	191,326	295,670	51,822,708	43,404,263
남 양 주 시	44,528	650,366	962,719	136,966,341	110,508,684
오 산 시	15,382	182,672	312,739	47,300,754	38,938,802
시 흥 시	36,543	554,493	786,513	132,958,966	107,009,506
군 포 시	15,426	199,769	293,353	56,287,638	47,489,204
의 왕 시	1,898	63,627	81,124	8,085,464	6,450,542
하 남 시	9,357	152,384	202,093	27,397,218	21,925,155
용 인 시 처 인 구	19,615	258,802	404,520	62,797,555	50,369,059
용 인 시 기 흥 구	18,135	310,200	480,588	83,461,784	68,258,156
용 인 시 수 지 구	5,615	86,412	113,983	16,810,719	13,353,259
파 주 시	29,844	612,510	837,870	103,689,833	85,264,512
이 천 시	13,209	187,653	270,791	35,865,062	29,190,137
안 성 시	7,891	223,008	297,371	37,500,352	30,544,221
김 포 시	44,179	463,448	729,380	136,137,902	112,745,960
화 성 시	63,245	520,261	882,547	165,502,465	137,008,871
광 주 시	20,333	237,323	357,199	56,465,029	44,616,041
양 주 시	6,861	172,004	204,862	24,006,318	20,022,627
포 천 시	7,764	133,617	188,791	26,342,602	21,852,888
여 주 시	6,714	175,459	214,052	23,178,903	18,560,929
연 천 군	992	25,072	27,610	2,234,785	1,839,668
가 평 군	1,053	24,614	39,560	3,674,930	3,247,449
양 평 군	3,776	132,346	159,776	17,183,088	13,921,999
<b>강 원</b>	<b>174,947</b>	<b>2,882,204</b>	<b>4,890,944</b>	<b>851,429,182</b>	<b>711,049,394</b>
춘 천 시	34,777	509,425	781,933	159,587,109	136,470,696
원 주 시	41,249	656,685	1,092,021	199,272,036	165,313,922
강 릉 시	23,353	294,752	564,986	101,570,556	84,166,086
동 해 시	5,061	127,314	188,471	16,908,628	13,720,217
태 백 시	1,848	20,730	82,782	4,032,293	3,140,856
속 초 시	4,507	109,051	150,148	18,179,908	14,744,987
삼 척 시	6,325	68,273	100,078	15,016,139	12,476,401
홍 천 군	3,101	71,107	89,815	11,284,060	9,060,251
횡 성 군	1,716	25,565	43,435	4,879,757	3,735,508
영 월 군	1,230	15,620	38,602	4,512,252	3,800,400
평 창 군	95	18,652	18,764	1,512,937	1,246,803
정 선 군	269	965	28,145	185,863	153,300
철 원 군	1,581	55,125	64,069	5,586,366	4,685,251
화 천 군	6	70	70	3,208	2,376
양 구 군	686	10,661	14,480	1,477,668	1,244,380
인 제 군	576	4,843	6,049	558,993	446,067
고 성 군	-	-	-	-	-
양 양 군	-	-	-	-	-

주 : 진료일 기준이며, 의료급여 포함

# 진료실적 현황 (관내-입원) <계속>

## Activities by District (Internal-Hospitalization) <Cont'd>

(단위 : 명, 일, 천원, 원)

Unit : Person, Day, 1,000Won, WON

진료실인원수당		Per Patient		입내원1일당		요양급여1일당		Division
진료비 Medical Expense	급여비 Benefit	입내원일수 Visit	요양급여일수 Reimbursed Days	진료비 Medical Expense	급여비 Benefit	진료비 Medical Expense	급여비 Benefit	
3,170,821	2,623,172	11.26	17.38	281,591	232,956	182,492	150,973	Gwangmyeong-si
2,971,888	2,390,442	10.75	17.56	276,454	222,366	169,228	136,118	Pyeongtaek-si
6,519,139	5,573,750	61.06	65.01	106,771	91,288	100,282	85,739	Dongducheon-si
3,948,708	3,127,083	19.18	29.32	205,894	163,053	134,679	106,655	Sangnok-gu
4,288,733	3,535,805	15.71	24.94	272,972	225,049	171,935	141,750	Danwon-gu
4,113,164	3,486,567	14.23	21.07	289,125	245,080	195,194	165,458	Deogyang-gu
4,784,054	4,058,805	15.32	24.49	312,374	265,019	195,370	165,753	Ilсандong-gu
4,499,123	3,781,457	15.43	23.16	291,639	245,119	194,254	163,268	Ilсанseo-gu
-	-	-	-	-	-	-	-	Gwacheon-si
4,154,458	3,479,579	15.34	23.70	270,861	226,860	175,272	146,800	Guri-si
3,075,960	2,481,780	14.61	21.62	210,599	169,918	142,270	114,788	Namyangju-si
3,075,072	2,531,452	11.88	20.33	258,938	213,162	151,247	124,509	Osan-si
3,638,425	2,928,317	15.17	21.52	239,785	192,986	169,049	136,056	Siheung-si
3,648,881	3,078,517	12.95	19.02	281,764	237,721	191,877	161,884	Gunpo-si
4,259,992	3,398,600	33.52	42.74	127,076	101,381	99,668	79,515	Uiwang-si
2,927,992	2,343,182	16.29	21.60	179,791	143,881	135,567	108,490	Hanam-si
3,201,507	2,567,885	13.19	20.62	242,647	194,624	155,240	124,516	Cheoin-gu
4,602,249	3,763,891	17.11	26.50	269,058	220,046	173,666	142,031	Giheung-gu
2,993,895	2,378,140	15.39	20.30	194,541	154,530	147,484	117,151	Suji-gu
3,474,395	2,857,007	20.52	28.07	169,287	139,205	123,754	101,763	Paju-si
2,715,199	2,209,867	14.21	20.50	191,124	155,554	132,446	107,796	Icheon-si
4,752,294	3,870,767	28.26	37.68	168,157	136,965	126,106	102,714	Anseong-si
3,081,507	2,552,026	10.49	16.51	293,750	243,276	186,649	154,578	Gimpo-si
2,616,847	2,166,319	8.23	13.95	318,114	263,346	187,528	155,243	Hwaseong-si
2,777,014	2,194,267	11.67	17.57	237,925	187,997	158,077	124,905	Gwangju-si
3,498,953	2,918,325	25.07	29.86	139,568	116,408	117,183	97,737	Yangju-si
3,392,916	2,814,643	17.21	24.32	197,150	163,549	139,533	115,752	Pocheon-si
3,452,324	2,764,511	26.13	31.88	132,104	105,785	108,286	86,712	Yeoju-si
2,252,808	1,854,504	25.27	27.83	89,135	73,375	80,941	66,631	Yeoncheon-gun
3,489,962	3,083,997	23.38	37.57	149,302	131,935	92,895	82,089	Gapyeong-gun
4,550,606	3,686,970	35.05	42.31	129,835	105,194	107,545	87,134	Yangpyeong-gun
<b>4,866,784</b>	<b>4,064,370</b>	<b>16.47</b>	<b>27.96</b>	<b>295,409</b>	<b>246,703</b>	<b>174,083</b>	<b>145,381</b>	<b>Gangwon</b>
4,588,869	3,924,165	14.65	22.48	313,269	267,892	204,093	174,530	Chuncheon-si
4,830,954	4,007,707	15.92	26.47	303,451	251,740	182,480	151,383	Wonju-si
4,349,358	3,604,080	12.62	24.19	344,597	285,549	179,775	148,970	Gangneung-si
3,340,966	2,710,970	25.16	37.24	132,810	107,767	89,715	72,797	Donghae-si
2,181,976	1,699,597	11.22	44.80	194,515	151,513	48,710	37,941	Taebaek-si
4,033,705	3,271,575	24.20	33.31	166,710	135,212	121,080	98,203	Sokcho-si
2,374,093	1,972,553	10.79	15.82	219,943	182,743	150,044	124,667	Samcheok-si
3,638,846	2,921,719	22.93	28.96	158,691	127,417	125,637	100,877	Hongcheon-gun
2,843,681	2,176,869	14.90	25.31	190,876	146,118	112,346	86,002	Hoengseong-gun
3,668,497	3,089,756	12.70	31.38	288,877	243,303	116,892	98,451	Yeongwol-gun
15,925,654	13,124,239	196.34	197.52	81,114	66,846	80,630	66,447	Pyeongchang-gun
690,940	569,888	3.59	104.63	192,604	158,860	6,604	5,447	Jeongseon-gun
3,533,439	2,963,473	34.87	40.52	101,340	84,993	87,193	73,128	Cheorwon-gun
534,722	396,030	11.67	11.67	45,833	33,945	45,833	33,945	Hwacheon-gun
2,154,035	1,813,965	15.54	21.11	138,605	116,723	102,049	85,938	Yanggu-gun
970,475	774,422	8.41	10.50	115,423	92,106	92,411	73,742	Inje-gun
-	-	-	-	-	-	-	-	Goseong-gun
-	-	-	-	-	-	-	-	Yangyang-gun

Note : Based on the Treatments including medical aid

제 3-1-2 표  
Table 3-1-2

시·군·구별  
Medical Treatment

구 분			진료실인원수 Patients	입내원일수 Visit	요양급여일수 Reimbursed Days	진료비 Medical Expense	급여비 Benefit
서 울			8,848,053	171,189,002	2,009,105,071	13,399,047,779	9,823,850,050
종 로 구			110,545	1,342,308	17,745,371	105,757,311	76,606,121
중 구			97,483	1,267,440	14,736,704	89,673,469	66,870,165
용 산 구			158,979	1,873,333	21,357,330	121,539,579	90,149,515
성 동 구			221,971	3,180,577	32,389,845	200,230,819	146,818,385
광 진 구			286,915	4,251,753	46,768,385	290,103,813	211,665,902
동 대 문 구			283,452	4,359,577	48,781,514	297,193,158	220,094,897
중 랑 구			321,028	5,536,979	56,119,386	352,180,228	265,489,266
성 북 구			345,799	4,773,365	52,751,816	315,878,413	232,735,627
강 북 구			238,995	3,933,080	42,010,514	249,104,220	190,338,170
도 봉 구			249,585	3,658,644	40,705,865	219,726,631	163,918,541
노 원 구			426,127	6,989,192	78,376,908	476,284,317	359,679,989
은 평 구			395,549	6,863,861	73,632,411	463,853,871	347,182,595
서 대 문 구			243,672	3,385,554	38,703,061	241,165,446	177,903,118
마 포 구			301,775	3,945,536	37,374,135	236,768,393	176,200,307
양 천 구			362,440	5,165,458	55,205,815	322,433,265	235,604,693
강 서 구			483,752	7,806,094	81,340,529	538,226,658	402,467,888
구 로 구			342,259	5,188,880	57,809,381	360,084,426	263,919,844
금 천 구			194,369	2,809,760	30,015,777	180,859,502	136,302,192
영 등 포 구			328,484	4,645,928	51,534,968	316,744,524	230,986,234
동 작 구			300,176	4,078,581	46,277,546	274,747,743	200,127,610
관 악 구			393,235	5,605,288	54,383,003	355,231,170	265,626,491
서 초 구			332,593	4,210,356	43,759,132	283,399,839	202,935,650
강 남 구			461,766	6,166,480	67,749,315	455,471,707	328,939,067
송 파 구			559,943	8,341,188	86,405,509	568,217,201	414,931,866
강 동 구			399,953	6,848,692	73,054,047	460,978,914	337,868,410
인 천			2,769,488	50,414,190	573,951,749	3,640,836,650	2,683,622,847
중 구			128,908	1,625,412	16,957,953	106,038,768	78,269,900
동 구			46,791	724,891	7,548,387	41,401,477	31,026,115
미 추 홀 구			337,714	5,158,747	56,788,117	334,348,181	249,479,656
연 수 구			348,484	4,787,287	43,338,732	283,251,199	206,866,875
남 동 구			434,340	7,295,724	77,814,838	505,799,188	378,911,300
부 평 구			428,221	6,750,293	75,714,152	471,242,352	349,807,641
계 양 구			241,179	4,051,769	43,749,601	251,615,198	185,380,436
서 구			546,313	8,018,096	81,911,844	508,436,452	372,315,048
강 화 군			53,242	828,637	11,686,679	62,517,686	46,740,946
용 진 군			12,246	89,345	1,324,818	3,262,429	2,367,593
경 기			12,831,234	219,969,097	2,489,584,465	15,723,957,279	11,466,967,207
수 원 시 장 안 구			229,516	3,076,475	30,612,148	175,626,572	129,290,723
수 원 시 권 선 구			301,914	3,848,621	36,406,707	214,227,410	156,153,295
수 원 시 팔 달 구			165,602	2,238,016	25,165,182	165,084,417	122,728,421
수 원 시 영 통 구			313,245	3,958,461	37,207,108	235,848,985	167,847,106
성 남 시 수 정 구			185,384	2,685,537	28,099,672	165,750,338	124,237,494
성 남 시 중 원 구			162,982	2,220,710	23,395,479	128,884,380	95,851,534
성 남 시 분 당 구			419,951	6,259,189	73,222,370	451,784,206	324,203,251
의 정 부 시			409,142	6,810,744	79,329,790	492,252,036	365,731,536
안 양 시 만 안 구			190,638	2,667,611	30,654,968	178,250,096	131,383,017
안 양 시 동 안 구			276,569	4,160,962	43,004,010	268,189,816	191,169,362
부 천 시			710,989	12,391,407	146,304,017	904,774,332	660,072,696

주 : 진료일 기준(의료이용은 약국제외, 요양급여일수, 진료비와 급여비는 약국포함)이며, 의료급여 포함



# 진료실적 현황 (관내-외래)

## Activities by District (Internal-Outpatients)

(단위 : 명, 일, 천원, 원)

Unit : Person, Day, 1,000Won, WON

진료실인원수당		Per Patient		입내원1일당		요양급여1일당		Division
진료비 Medical Expense	급여비 Benefit	입내원일수 Visit	요양급여일수 Reimbursed Days	진료비 Medical Expense	급여비 Benefit	진료비 Medical Expense	급여비 Benefit	
<b>1,514,350</b>	<b>1,110,284</b>	<b>19.35</b>	<b>227.07</b>	<b>78,270</b>	<b>57,386</b>	<b>6,669</b>	<b>4,890</b>	<b>Seoul</b>
956,690	692,986	12.14	160.53	78,788	57,070	5,960	4,317	Jongno-gu
919,888	685,967	13.00	151.17	70,752	52,760	6,085	4,538	Jung-gu
764,501	567,053	11.78	134.34	64,879	48,123	5,691	4,221	Yongsan-gu
902,058	661,430	14.33	145.92	62,954	46,161	6,182	4,533	Seongdong-gu
1,011,114	737,730	14.82	163.00	68,232	49,783	6,203	4,526	Gwangjin-gu
1,048,478	776,480	15.38	172.10	68,170	50,485	6,092	4,512	Dongdaemun-gu
1,097,039	826,997	17.25	174.81	63,605	47,948	6,276	4,731	Jungnang-gu
913,474	673,037	13.80	152.55	66,175	48,757	5,988	4,412	Seongbuk-gu
1,042,299	796,411	16.46	175.78	63,336	48,394	5,930	4,531	Gangbuk-gu
880,368	656,764	14.66	163.09	60,057	44,803	5,398	4,027	Dobong-gu
1,117,705	844,068	16.40	183.93	68,146	51,462	6,077	4,589	Nowon-gu
1,172,684	877,723	17.35	186.15	67,579	50,581	6,300	4,715	Eunpyeong-gu
989,713	730,093	13.89	158.83	71,234	52,548	6,231	4,597	Seodaemun-gu
784,586	583,880	13.07	123.85	60,009	44,658	6,335	4,714	Mapo-gu
889,618	650,052	14.25	152.32	62,421	45,612	5,841	4,268	Yangcheon-gu
1,112,609	831,972	16.14	168.15	68,950	51,558	6,617	4,948	Gangseo-gu
1,052,082	771,111	15.16	168.91	69,395	50,863	6,229	4,565	Guro-gu
930,496	701,255	14.46	154.43	64,368	48,510	6,025	4,541	Geumcheon-gu
964,262	703,189	14.14	156.89	68,177	49,718	6,146	4,482	Yeongdeungpo-gu
915,289	666,701	13.59	154.17	67,364	49,068	5,937	4,325	Dongjak-gu
903,356	675,490	14.25	138.30	63,374	47,389	6,532	4,884	Gwanak-gu
852,092	610,162	12.66	131.57	67,310	48,199	6,476	4,638	Seocho-gu
986,369	712,350	13.35	146.72	73,863	53,343	6,723	4,855	Gangnam-gu
1,014,777	741,025	14.90	154.31	68,122	49,745	6,576	4,802	Songpa-gu
1,152,583	844,770	17.12	182.66	67,309	49,333	6,310	4,625	Gangdong-gu
<b>1,314,624</b>	<b>968,996</b>	<b>18.20</b>	<b>207.24</b>	<b>72,218</b>	<b>53,231</b>	<b>6,343</b>	<b>4,676</b>	<b>Incheon</b>
822,593	607,176	12.61	131.55	65,238	48,154	6,253	4,616	Jung-gu
884,817	663,079	15.49	161.32	57,114	42,801	5,485	4,110	Dong-gu
990,034	738,731	15.28	168.15	64,812	48,361	5,888	4,393	Michuhol-gu
812,810	593,619	13.74	124.36	59,167	43,212	6,536	4,773	Yeonsu-gu
1,164,524	872,384	16.80	179.16	69,328	51,936	6,500	4,869	Namdong-gu
1,100,465	816,886	15.76	176.81	69,811	51,821	6,224	4,620	Bupyeong-gu
1,043,272	768,643	16.80	181.40	62,100	45,753	5,751	4,237	Gyeyang-gu
930,669	681,505	14.68	149.94	63,411	46,434	6,207	4,545	Seo-gu
1,174,217	877,896	15.56	219.50	75,446	56,407	5,349	4,000	Ganghwa-gun
266,408	193,336	7.30	108.18	36,515	26,499	2,463	1,787	Ongjin-gun
<b>1,225,444</b>	<b>893,676</b>	<b>17.14</b>	<b>194.03</b>	<b>71,483</b>	<b>52,130</b>	<b>6,316</b>	<b>4,606</b>	<b>Gyeonggi</b>
765,204	563,319	13.40	133.38	57,087	42,026	5,737	4,224	Jangan-gu
709,564	517,211	12.75	120.59	55,663	40,574	5,884	4,289	Gwonseon-gu
996,875	741,105	13.51	151.96	73,764	54,838	6,560	4,877	Paldal-gu
752,922	535,833	12.64	118.78	59,581	42,402	6,339	4,511	Yongtong-gu
894,092	670,163	14.49	151.58	61,720	46,262	5,899	4,421	Sujeong-gu
790,789	588,111	13.63	143.55	58,037	43,163	5,509	4,097	Jungwon-gu
1,075,802	772,003	14.90	174.36	72,179	51,796	6,170	4,428	Bundang-gu
1,203,132	893,899	16.65	193.89	72,276	53,699	6,205	4,610	Uijeongbu-si
935,019	689,175	13.99	160.80	66,820	49,251	5,815	4,286	Manan-gu
969,703	691,218	15.04	155.49	64,454	45,944	6,236	4,445	Dongan-gu
<b>1,272,720</b>	<b>928,505</b>	<b>17.43</b>	<b>205.80</b>	<b>73,016</b>	<b>53,269</b>	<b>6,184</b>	<b>4,512</b>	<b>Bucheon-si</b>

Note : Based on the Treatments(excluding pharmacy from Medical Service Use, including pharmacy in Treatment Days/Medical Expense /Benefit Amount) including Medical aid

제 3-1-2 표  
Table 3-1-2

시·군·구별  
Medical Treatment

구 분	진료실인원수 Patients	입내원일수 Visit	요양급여일수 Reimbursed Days	진료비 Medical Expense	급여비 Benefit
광 명 시	248,478	4,155,473	42,313,793	269,390,953	196,127,739
평 택 시	536,718	8,184,830	88,408,273	549,578,738	398,752,546
동 두 천 시	75,791	1,259,839	13,579,551	82,219,629	62,992,705
안 산 시 상 록 구	272,396	3,232,551	35,991,592	190,313,527	140,187,780
안 산 시 단 원 구	290,225	4,332,042	47,822,603	303,823,303	219,784,710
고 양 시 덕 양 구	418,434	6,170,163	63,002,582	391,453,037	288,391,555
고 양 시 일 산 동 구	239,239	3,062,171	37,907,619	230,332,186	167,287,688
고 양 시 일 산 서 구	242,199	3,265,577	35,627,407	200,260,762	145,252,918
과 천 시	64,337	747,744	6,303,855	37,467,900	27,487,629
구 리 시	160,474	2,543,346	27,763,864	168,121,842	124,073,335
남 양 주 시	634,760	9,240,045	94,632,864	595,276,816	439,569,721
오 산 시	203,538	2,759,478	26,037,550	162,588,025	117,009,252
시 흥 시	480,167	6,865,094	65,638,503	427,703,357	311,117,983
군 포 시	229,532	3,486,248	35,839,578	214,091,823	155,810,728
의 왕 시	119,357	1,260,666	12,714,688	68,047,889	50,035,543
하 남 시	264,795	3,997,183	34,065,971	239,499,100	176,832,803
용 인 시 처 인 구	218,624	2,922,421	30,423,576	184,987,365	133,664,124
용 인 시 기 흥 구	357,888	4,429,874	49,904,476	283,248,890	204,644,726
용 인 시 수 지 구	308,535	3,824,431	36,450,384	208,358,186	151,975,110
파 주 시	436,956	6,312,202	62,927,048	396,214,249	290,411,790
이 천 시	197,498	2,903,173	32,732,688	186,300,772	136,778,365
안 성 시	167,993	2,446,347	27,057,129	151,287,711	110,498,890
김 포 시	438,587	6,605,943	65,570,421	418,249,783	302,941,063
화 성 시	846,344	11,355,588	105,693,462	697,064,838	503,850,609
광 주 시	323,029	4,174,832	46,579,558	259,148,091	187,231,995
양 주 시	218,622	2,911,206	28,794,437	173,269,863	129,067,872
포 천 시	122,986	1,726,282	22,461,046	120,054,053	88,806,051
여 주 시	92,662	1,479,903	16,391,377	89,541,680	66,806,216
연 천 군	32,045	439,014	5,824,906	28,776,699	22,154,501
가 평 군	49,083	729,453	9,203,980	48,138,906	37,178,097
양 평 군	95,403	1,377,588	17,552,208	91,189,131	67,906,292
<b>강 원</b>	<b>1,389,474</b>	<b>24,605,295</b>	<b>336,540,880</b>	<b>1,868,846,947</b>	<b>1,376,039,593</b>
춘 천 시	263,298	4,782,738	62,248,824	362,737,435	270,310,234
원 주 시	330,992	5,685,381	71,710,291	423,728,560	309,472,589
강 릉 시	190,666	3,258,340	48,015,231	269,383,581	199,024,634
동 해 시	79,536	1,389,112	17,023,847	90,305,207	66,998,836
태 백 시	33,769	591,865	7,760,007	34,579,026	25,447,246
속 초 시	72,544	1,228,472	14,538,908	78,395,219	58,265,015
삼 척 시	53,498	848,228	11,553,297	57,659,464	42,290,015
흥 천 군	54,717	839,509	10,823,884	50,745,236	37,424,634
횡 성 군	36,074	490,739	6,540,895	31,686,200	23,662,018
영 월 군	28,682	370,836	5,757,382	24,426,414	17,884,435
평 창 군	30,635	344,402	5,528,148	18,738,847	13,925,462
정 선 군	25,174	280,103	3,974,982	14,476,377	10,683,743
철 원 군	34,565	466,749	6,030,855	27,687,688	20,789,784
화 천 군	17,091	189,442	2,424,387	9,022,107	6,873,314
양 구 군	17,270	216,746	2,686,298	11,772,208	8,882,848
인 제 군	24,888	293,774	3,680,130	15,227,546	11,233,444
고 성 군	16,723	224,568	3,025,366	11,618,047	8,867,883
양 양 군	18,946	209,258	3,155,548	11,112,748	8,422,638

주 : 진료일 기준(의료이용은 약국제외, 요양급여일수, 진료비와 급여비는 약국포함)이며, 의료급여 포함

# 진료실적 현황 (관내-외래) <계속>

## Activities by District (Internal-Outpatients) <Cont'd>

(단위 : 명, 일, 천원, 원)  
Unit : Person, Day, 1,000Won, WON

진료실인원수당 Per Patient				입내원1일당 Per Visit		요양급여1일당 Per reimbursed day		Division
진료비 Medical Expense	급여비 Benefit	입내원일수 Visit	요양급여일수 Reimbursed Days	진료비 Medical Expense	급여비 Benefit	진료비 Medical Expense	급여비 Benefit	
1,084,164	789,316	16.72	170.29	64,828	47,197	6,367	4,635	Gwangmyeong-si
1,023,962	742,946	15.25	164.72	67,146	48,718	6,216	4,510	Pyeongtaek-si
1,084,820	831,137	16.62	179.17	65,262	50,001	6,055	4,639	Dongducheon-si
698,665	514,647	11.87	132.13	58,874	43,368	5,288	3,895	Sangnok-gu
1,046,854	757,291	14.93	164.78	70,134	50,735	6,353	4,596	Danwon-gu
935,519	689,216	14.75	150.57	63,443	46,740	6,213	4,577	Deogyang-gu
962,770	699,249	12.80	158.45	75,219	54,630	6,076	4,413	Isandong-gu
826,844	599,726	13.48	147.10	61,325	44,480	5,621	4,077	Isanseong-gu
582,369	427,244	11.62	97.98	50,108	36,761	5,944	4,360	Gwacheon-si
1,047,658	773,168	15.85	173.01	66,103	48,784	6,055	4,469	Guri-si
937,798	692,498	14.56	149.08	64,424	47,572	6,290	4,645	Namyangju-si
798,809	574,877	13.56	127.92	58,920	42,403	6,244	4,494	Osan-si
890,739	647,937	14.30	136.70	62,301	45,319	6,516	4,740	Siheung-si
932,732	678,819	15.19	156.14	61,410	44,693	5,974	4,347	Gunpo-si
570,121	419,209	10.56	106.53	53,978	39,690	5,352	3,935	Uiwang-si
904,470	667,810	15.10	128.65	59,917	44,239	7,030	5,191	Hanam-si
846,144	611,388	13.37	139.16	63,299	45,737	6,080	4,393	Cheoin-gu
791,446	571,812	12.38	139.44	63,941	46,197	5,676	4,101	Giheung-gu
675,315	492,570	12.40	118.14	54,481	39,738	5,716	4,169	Suji-gu
906,760	664,625	14.45	144.01	62,770	46,008	6,296	4,615	Paju-si
943,305	692,556	14.70	165.74	64,171	47,113	5,692	4,179	Icheon-si
900,560	657,759	14.56	161.06	61,842	45,169	5,591	4,084	Anseong-si
953,630	690,721	15.06	149.50	63,314	45,859	6,379	4,620	Gimpo-si
823,619	595,326	13.42	124.88	61,385	44,370	6,595	4,767	Hwaseong-si
802,244	579,614	12.92	144.20	62,074	44,848	5,564	4,020	Gwangju-si
792,555	590,370	13.32	131.71	59,518	44,335	6,017	4,482	Yangju-si
976,160	722,083	14.04	182.63	69,545	51,444	5,345	3,954	Pocheon-si
966,326	720,967	15.97	176.89	60,505	45,142	5,463	4,076	Yeoju-si
898,009	691,356	13.70	181.77	65,548	50,464	4,940	3,803	Yeoncheon-gun
980,765	757,454	14.86	187.52	65,993	50,967	5,230	4,039	Gapyeong-gun
955,831	711,784	14.44	183.98	66,195	49,294	5,195	3,869	Yangpyeong-gun
<b>1,345,003</b>	<b>990,331</b>	<b>17.71</b>	<b>242.21</b>	<b>75,953</b>	<b>55,925</b>	<b>5,553</b>	<b>4,089</b>	<b>Gangwon</b>
1,377,669	1,026,632	18.16	236.42	75,843	56,518	5,827	4,342	Chuncheon-si
1,280,178	934,985	17.18	216.65	74,529	54,433	5,909	4,316	Wonju-si
1,412,856	1,043,839	17.09	251.83	82,675	61,082	5,610	4,145	Gangneung-si
1,135,400	842,371	17.47	214.04	65,009	48,231	5,305	3,936	Donghae-si
1,023,987	753,568	17.53	229.80	58,424	42,995	4,456	3,279	Taebaek-si
1,080,658	803,168	16.93	200.42	63,815	47,429	5,392	4,008	Sokcho-si
1,077,787	790,497	15.86	215.96	67,976	49,857	4,991	3,660	Samcheok-si
927,413	683,967	15.34	197.82	60,446	44,579	4,688	3,458	Hongcheon-gun
878,367	655,930	13.60	181.32	64,568	48,217	4,844	3,618	Hoengseong-gun
851,629	623,542	12.93	200.73	65,869	48,227	4,243	3,106	Yeonwol-gun
611,681	454,561	11.24	180.45	54,410	40,434	3,390	2,519	Pyeongchang-gun
575,053	424,396	11.13	157.90	51,682	38,142	3,642	2,688	Jeongseon-gun
801,032	601,469	13.50	174.48	59,320	44,542	4,591	3,447	Cheorwon-gun
527,886	402,160	11.08	141.85	47,625	36,282	3,721	2,835	Hwacheon-gun
681,657	514,351	12.55	155.55	54,313	40,983	4,382	3,307	Yanggu-gun
611,843	451,360	11.80	147.87	51,834	38,238	4,138	3,052	Inje-gun
694,735	530,281	13.43	180.91	51,735	39,489	3,840	2,931	Goseong-gun
586,549	444,560	11.04	166.55	53,105	40,250	3,522	2,669	Yangyang-gun

Note : Based on the Treatments(excluding pharmacy from Medical Service Use, including pharmacy in Treatment Days/Medical Expense /Benefit Amount) including Medical aid

제 3-2 표  
Table 3-2

시·군·구별  
Medical Treatment

구 분		진료실인원수 Patients	입내원일수 Visit	요양급여일수 Reimbursed Days	진료비 Medical Expense	급여비 Benefit
서 울		2,385,043	20,727,752	172,818,169	2,150,655,138	1,666,059,269
종 로 구		114,749	1,559,370	15,545,215	191,355,647	147,337,044
중 구		104,852	1,541,883	16,143,949	207,107,819	160,053,153
용 산 구		175,216	2,535,186	27,505,129	327,721,479	250,403,214
성 동 구		218,715	2,911,489	32,404,462	381,151,355	291,446,627
광 진 구		235,168	2,629,156	27,331,777	341,248,223	259,928,140
동 대 문 구		248,677	3,039,257	34,244,206	425,328,801	330,145,159
중 랑 구		268,619	3,413,088	41,923,546	525,869,794	413,591,929
성 북 구		325,238	4,120,027	48,117,590	529,886,200	406,058,270
강 북 구		210,245	2,897,673	36,360,898	463,319,714	367,713,801
도 봉 구		230,631	3,133,862	39,102,194	452,154,342	352,540,790
노 원 구		317,041	3,869,421	44,300,894	529,908,982	416,525,746
은 평 구		302,763	3,528,093	40,975,857	512,099,062	397,486,449
서 대 문 구		244,081	3,181,134	33,115,246	377,768,103	286,931,729
마 포 구		282,672	3,477,952	40,004,836	501,742,484	382,127,506
양 천 구		324,441	4,061,246	44,715,016	548,017,891	422,369,734
강 서 구		372,883	4,294,303	49,526,188	600,109,230	471,517,699
구 로 구		300,257	3,669,191	40,334,952	484,264,844	372,010,454
금 천 구		180,442	2,389,434	29,878,960	374,853,856	294,484,133
영 등 포 구		293,760	3,468,599	36,909,104	468,903,977	360,999,871
동 작 구		299,269	3,880,400	39,943,871	482,885,774	368,088,328
관 악 구		360,863	4,296,237	51,263,315	636,001,456	495,482,017
서 초 구		319,849	3,847,547	43,328,451	465,710,445	347,632,684
강 남 구		396,096	4,548,409	49,182,558	527,755,778	398,879,448
송 파 구		450,623	5,016,910	54,811,970	631,564,004	477,860,503
강 동 구		289,135	3,017,368	32,500,186	402,019,863	309,573,258
인 천		1,116,885	9,913,394	115,313,459	1,515,734,059	1,194,217,618
중 구		114,244	1,471,931	16,212,845	199,780,146	155,685,108
동 구		48,620	805,433	9,583,057	122,716,213	96,392,638
미 추 홀 구		293,876	3,756,668	44,114,027	584,825,405	461,751,799
연 수 구		260,549	2,934,972	35,904,446	453,073,669	350,747,769
남 동 구		310,190	3,566,358	41,098,004	502,316,946	394,104,624
부 평 구		329,191	4,091,404	44,047,070	557,582,930	438,491,218
계 양 구		174,827	1,955,307	23,298,529	310,424,069	245,668,542
서 구		389,305	4,215,666	47,166,917	615,592,940	480,248,199
강 화 군		50,900	772,237	10,890,536	134,690,988	105,613,783
웅 진 군		18,522	344,701	4,702,480	54,829,978	42,203,133
경 기		5,064,030	42,551,224	548,189,197	6,883,262,499	5,349,162,277
수 원 시 장 안 구		200,909	2,502,965	30,010,178	370,820,376	287,266,941
수 원 시 권 선 구		286,520	3,679,394	43,298,650	513,364,178	396,798,279
수 원 시 팔 달 구		160,521	2,005,278	20,189,312	228,423,649	176,851,528
수 원 시 영 통 구		268,952	2,835,042	30,110,520	324,973,730	246,247,225
성 남 시 수 정 구		188,453	2,599,113	29,833,121	346,203,073	269,467,173
성 남 시 중 원 구		176,722	2,636,162	29,095,360	356,322,232	277,746,368
성 남 시 분 당 구		275,161	2,681,318	28,072,389	309,830,331	236,097,360
의 정 부 시		243,436	2,497,014	30,828,305	369,884,815	290,820,522
안 양 시 만 안 구		176,194	2,300,840	25,901,668	332,381,723	258,897,974
안 양 시 동 안 구		206,476	2,186,143	24,218,204	282,165,129	216,909,091
부 천 시		396,248	3,828,815	41,171,826	526,532,386	410,026,900

주 : 진료일 기준(의료이용은 약국제외, 요양급여일수, 진료비와 급여비는 약국포함)이며, 의료급여 포함

# 진료실적 현황 (관외-계)

## Activities by District (External-Total)

(단위 : 명, 일, 천원, 원)  
Unit : Person, Day, 1,000Won, WON

진료실인원수당		Per Patient		입내원1일당		요양급여1일당		Division
진료비 Medical Expense	급여비 Benefit	입내원일수 Visit	요양급여일수 Reimbursed Days	진료비 Medical Expense	급여비 Benefit	진료비 Medical Expense	급여비 Benefit	
<b>901,726</b>	<b>698,545</b>	<b>8.69</b>	<b>72.46</b>	<b>103,757</b>	<b>80,378</b>	<b>12,445</b>	<b>9,641</b>	<b>Seoul</b>
1,667,602	1,283,994	13.59	135.47	122,713	94,485	12,310	9,478	Jongno-gu
1,975,240	1,526,467	14.71	153.97	134,321	103,804	12,829	9,914	Jung-gu
1,870,386	1,429,112	14.47	156.98	129,269	98,771	11,915	9,104	Yongsan-gu
1,742,685	1,332,541	13.31	148.16	130,913	100,102	11,762	8,994	Seongdong-gu
1,451,083	1,105,287	11.18	116.22	129,794	98,864	12,485	9,510	Gwangjin-gu
1,710,366	1,327,606	12.22	137.71	139,945	108,627	12,420	9,641	Dongdaemun-gu
1,957,679	1,539,697	12.71	156.07	154,074	121,178	12,544	9,865	Jungnang-gu
1,629,226	1,248,496	12.67	147.95	128,612	98,557	11,012	8,439	Seongbuk-gu
2,203,713	1,748,978	13.78	172.95	159,894	126,900	12,742	10,113	Gangbuk-gu
1,960,510	1,528,592	13.59	169.54	144,280	112,494	11,563	9,016	Dobong-gu
1,671,421	1,313,791	12.20	139.73	136,948	107,645	11,962	9,402	Nowon-gu
1,691,419	1,312,863	11.65	135.34	145,149	112,663	12,498	9,701	Eunpyeong-gu
1,547,716	1,175,559	13.03	135.67	118,753	90,198	11,408	8,665	Seodaemun-gu
1,774,999	1,351,841	12.30	141.52	144,264	109,871	12,542	9,552	Mapo-gu
1,689,114	1,301,838	12.52	137.82	134,938	104,000	12,256	9,446	Yangcheon-gu
1,609,377	1,264,519	11.52	132.82	139,745	109,801	12,117	9,521	Gangseo-gu
1,612,834	1,238,973	12.22	134.33	131,981	101,388	12,006	9,223	Guro-gu
2,077,420	1,632,015	13.24	165.59	156,880	123,244	12,546	9,856	Geumcheon-gu
1,596,215	1,228,894	11.81	125.64	135,185	104,077	12,704	9,781	Yeongdeungpo-gu
1,613,551	1,229,958	12.97	133.47	124,442	94,858	12,089	9,215	Dongjak-gu
1,762,446	1,373,047	11.91	142.06	148,037	115,329	12,407	9,665	Gwanak-gu
1,456,032	1,086,865	12.03	135.47	121,041	90,352	10,748	8,023	Seocho-gu
1,332,394	1,007,027	11.48	124.17	116,031	87,696	10,731	8,110	Gangnam-gu
1,401,535	1,060,444	11.13	121.64	125,887	95,250	11,522	8,718	Songpa-gu
1,390,423	1,070,688	10.44	112.40	133,235	102,597	12,370	9,525	Gangdong-gu
<b>1,357,108</b>	<b>1,069,240</b>	<b>8.88</b>	<b>103.25</b>	<b>152,898</b>	<b>120,465</b>	<b>13,144</b>	<b>10,356</b>	<b>Incheon</b>
1,748,715	1,362,742	12.88	141.91	135,727	105,769	12,322	9,603	Jung-gu
2,523,986	1,982,572	16.57	197.10	152,361	119,678	12,806	10,059	Dong-gu
1,990,041	1,571,247	12.78	150.11	155,677	122,915	13,257	10,467	Michuhol-gu
1,738,919	1,346,187	11.26	137.80	154,371	119,506	12,619	9,769	Yeonsu-gu
1,619,385	1,270,527	11.50	132.49	140,849	110,506	12,222	9,589	Namdong-gu
1,693,798	1,332,027	12.43	133.80	136,282	107,174	12,659	9,955	Bupyeong-gu
1,775,607	1,405,209	11.18	133.27	158,760	125,642	13,324	10,544	Gyeyang-gu
1,581,261	1,233,604	10.83	121.16	146,025	113,920	13,051	10,182	Seo-gu
2,646,188	2,074,927	15.17	213.96	174,417	136,763	12,368	9,698	Ganghwa-gun
2,960,262	2,278,541	18.61	253.89	159,065	122,434	11,660	8,975	Ongjin-gun
<b>1,359,246</b>	<b>1,056,305</b>	<b>8.40</b>	<b>108.25</b>	<b>161,764</b>	<b>125,711</b>	<b>12,556</b>	<b>9,758</b>	<b>Gyeonggi</b>
1,845,713	1,429,836	12.46	149.37	148,152	114,771	12,356	9,572	Jangan-gu
1,791,722	1,384,889	12.84	151.12	139,524	107,843	11,856	9,164	Gwonseon-gu
1,423,014	1,101,735	12.49	125.77	113,911	88,193	11,314	8,760	Paldal-gu
1,208,296	915,581	10.54	111.95	114,627	86,858	10,793	8,178	Yongtong-gu
1,837,079	1,429,891	13.79	158.31	133,200	103,677	11,605	9,032	Sujeong-gu
2,016,287	1,571,657	14.92	164.64	135,167	105,360	12,247	9,546	Jungwon-gu
1,125,997	858,034	9.74	102.02	115,552	88,053	11,037	8,410	Bundang-gu
1,519,434	1,194,649	10.26	126.64	148,131	116,467	11,998	9,434	Uijeongbu-si
1,886,453	1,469,392	13.06	147.01	144,461	112,523	12,832	9,995	Manan-gu
1,366,576	1,050,529	10.59	117.29	129,070	99,220	11,651	8,956	Dongan-gu
1,328,795	1,034,773	9.66	103.90	137,518	107,090	12,789	9,959	Bucheon-si

Note : Based on the Treatments(excluding pharmacy from Medical Service Use, including pharmacy in Treatment Days/Medical Expense /Benefit Amount) including Medical aid

제 3-2 표  
Table 3-2

시·군·구별  
Medical Treatment

구 분	진료실인원수 Patients	입내원일수 Visit	요양급여일수 Reimbursed Days	진료비 Medical Expense	급여비 Benefit
광 명 시	173,660	1,864,893	22,724,453	292,672,838	226,410,184
평 택 시	309,906	3,011,364	35,914,708	491,108,235	385,255,653
동 두 천 시	58,377	713,347	10,109,610	135,644,077	107,838,803
안 산 시 상 록 구	261,263	3,402,183	37,195,564	485,539,551	377,103,773
안 산 시 단 원 구	187,869	1,899,622	20,081,148	255,567,797	198,343,077
고 양 시 덕 양 구	348,365	4,152,000	51,839,750	613,064,196	477,093,180
고 양 시 일 산 동 구	209,304	2,401,773	27,536,999	271,910,756	208,210,535
고 양 시 일 산 서 구	212,273	2,416,503	29,441,711	336,017,380	258,428,049
과 천 시	67,480	872,456	9,444,296	111,911,954	84,099,485
구 리 시	122,470	1,370,808	16,524,712	198,080,896	152,884,483
남 양 주 시	469,966	5,377,627	72,092,595	871,157,507	677,873,592
오 산 시	148,300	1,554,581	20,412,358	241,657,826	188,041,822
시 흥 시	333,677	3,558,363	44,236,269	588,496,836	458,852,585
군 포 시	171,473	1,940,230	24,165,855	303,544,408	237,196,678
의 왕 시	138,313	2,006,222	23,174,812	260,931,665	198,652,339
하 남 시	241,229	3,031,921	36,753,093	420,831,240	321,561,661
용 인 시 처 인 구	179,512	2,128,296	29,982,993	340,179,339	262,042,463
용 인 시 기 흥 구	325,152	3,680,636	44,492,059	483,958,706	367,393,720
용 인 시 수 지 구	297,431	3,512,664	42,882,546	471,742,486	353,985,203
파 주 시	306,943	3,411,930	48,446,096	594,370,934	469,758,770
이 천 시	123,742	1,333,038	17,135,724	238,848,354	187,348,003
안 성 시	128,268	1,482,381	20,057,623	261,975,497	203,473,531
김 포 시	292,558	3,037,044	39,029,321	500,220,712	391,357,143
화 성 시	622,466	6,432,023	78,085,937	917,779,960	704,187,156
광 주 시	274,863	3,401,738	43,990,633	506,990,687	390,909,855
양 주 시	196,706	2,562,871	33,229,556	391,610,711	305,661,219
포 천 시	95,321	1,279,093	17,577,425	221,876,204	175,113,575
여 주 시	77,061	984,786	13,799,640	170,203,800	133,378,196
연 천 군	32,324	517,810	6,814,998	83,314,109	65,386,804
가 평 군	48,949	735,962	9,324,067	121,229,181	95,408,626
양 평 군	89,826	1,312,243	18,232,615	219,446,412	170,884,278
<b>강 원</b>	<b>476,217</b>	<b>4,922,272</b>	<b>60,049,922</b>	<b>917,706,458</b>	<b>728,379,706</b>
춘 천 시	85,205	733,437	8,257,770	137,787,884	110,771,073
원 주 시	113,996	948,864	10,879,956	156,702,640	124,448,611
강 릉 시	59,836	567,174	6,184,554	107,224,242	85,818,266
동 해 시	47,925	475,428	6,162,937	102,215,403	81,230,260
태 백 시	25,324	337,460	3,898,558	66,753,422	53,010,391
속 초 시	41,922	421,750	6,062,878	95,190,122	76,358,181
삼 척 시	41,153	537,258	6,301,412	96,497,147	76,341,885
흥 천 군	46,364	627,092	9,386,837	118,990,855	93,472,007
횡 성 군	37,726	563,942	7,853,947	95,080,089	73,357,661
영 월 군	29,369	473,913	6,078,608	77,326,255	60,184,581
평 창 군	34,149	492,174	7,013,286	85,430,237	65,476,083
정 선 군	28,237	440,647	6,178,517	74,181,360	57,181,275
철 원 군	31,074	399,576	5,299,221	68,865,794	53,670,939
화 천 군	19,718	297,237	3,986,935	47,534,670	37,190,811
양 구 군	17,009	216,620	3,000,498	37,170,463	29,231,153
인 제 군	26,140	346,867	4,440,595	56,966,531	44,581,665
고 성 군	24,313	428,998	5,347,332	63,428,264	49,343,517
양 양 군	24,001	402,234	5,405,777	62,767,527	48,934,061

주 : 진료일 기준(의료이용은 약국제외, 요양급여일수, 진료비와 급여비는 약국포함)이며, 의료급여 포함

# 진료실적 현황 (관외-계) <계속> Activities by District (External-Total) <Cont'd>

(단위 : 명, 일, 천원, 원)  
Unit : Person, Day, 1,000Won, WON

진료실인원수당 Per Patient		입내원1일당 Per Visit		요양급여1일당 Per reimbursed day		Division	
진료비 Medical Expense	급여비 Benefit	입내원일수 Visit	요양급여일수 Reimbursed Days	진료비 Medical Expense	급여비 Benefit		
1,685,321	1,303,756	10.74	130.86	156,938	121,407	12,879	9,963
1,584,701	1,243,137	9.72	115.89	163,085	127,934	13,674	10,727
2,323,588	1,847,282	12.22	173.18	190,152	151,173	13,417	10,667
1,858,432	1,443,388	13.02	142.37	142,714	110,842	13,054	10,138
1,360,351	1,055,752	10.11	106.89	134,536	104,412	12,727	9,877
1,759,833	1,369,521	11.92	148.81	147,655	114,907	11,826	9,203
1,299,119	994,776	11.48	131.56	113,213	86,690	9,874	7,561
1,582,949	1,217,432	11.38	138.70	139,051	106,943	11,413	8,778
1,658,446	1,246,288	12.93	139.96	128,272	96,394	11,850	8,905
1,617,383	1,248,342	11.19	134.93	144,499	111,529	11,987	9,252
1,853,661	1,442,389	11.44	153.40	161,997	126,054	12,084	9,403
1,629,520	1,267,983	10.48	137.64	155,449	120,960	11,839	9,212
1,763,672	1,375,140	10.66	132.57	165,384	128,950	13,303	10,373
1,770,217	1,383,289	11.32	140.93	156,448	122,252	12,561	9,815
1,886,530	1,436,252	14.50	167.55	130,061	99,018	11,259	8,572
1,744,530	1,333,014	12.57	152.36	138,800	106,059	11,450	8,749
1,895,023	1,459,749	11.86	167.03	159,836	123,123	11,346	8,740
1,488,408	1,129,914	11.32	136.83	131,488	99,818	10,877	8,258
1,586,057	1,190,142	11.81	144.18	134,298	100,774	11,001	8,255
1,936,421	1,530,443	11.12	157.83	174,204	137,681	12,269	9,697
1,930,212	1,514,021	10.77	138.48	179,176	140,542	13,939	10,933
2,042,407	1,586,316	11.56	156.37	176,726	137,261	13,061	10,144
1,709,817	1,337,708	10.38	133.41	164,706	128,861	12,817	10,027
1,474,426	1,131,286	10.33	125.45	142,689	109,481	11,753	9,018
1,844,521	1,422,199	12.38	160.05	149,039	114,915	11,525	8,886
1,990,843	1,553,899	13.03	168.93	152,802	119,265	11,785	9,198
2,327,674	1,837,093	13.42	184.40	173,464	136,904	12,623	9,962
2,208,689	1,730,813	12.78	179.07	172,833	135,439	12,334	9,665
2,577,469	2,022,856	16.02	210.83	160,897	126,276	12,225	9,595
2,476,643	1,949,144	15.04	190.49	164,722	129,638	13,002	10,233
2,443,017	1,902,392	14.61	202.98	167,230	130,223	12,036	9,372
<b>1,927,076</b>	<b>1,529,512</b>	<b>10.34</b>	<b>126.10</b>	<b>186,440</b>	<b>147,976</b>	<b>15,282</b>	<b>12,130</b>
1,617,134	1,300,054	8.61	96.92	187,866	151,030	16,686	13,414
1,374,633	1,091,693	8.32	95.44	165,148	131,155	14,403	11,438
1,791,969	1,434,225	9.48	103.36	189,050	151,309	17,337	13,876
2,132,820	1,694,945	9.92	128.60	214,997	170,857	16,586	13,180
2,635,975	2,093,287	13.33	153.95	197,811	157,086	17,123	13,597
2,270,648	1,821,435	10.06	144.62	225,703	181,051	15,700	12,594
2,344,839	1,855,075	13.06	153.12	179,610	142,095	15,314	12,115
2,566,449	2,016,047	13.53	202.46	189,750	149,056	12,676	9,958
2,520,280	1,944,486	14.95	208.18	168,599	130,080	12,106	9,340
2,632,921	2,049,255	16.14	206.97	163,166	126,995	12,721	9,901
2,501,691	1,917,365	14.41	205.37	173,577	133,034	12,181	9,336
2,627,098	2,025,048	15.61	218.81	168,346	129,767	12,006	9,255
2,216,187	1,727,198	12.86	170.54	172,347	134,320	12,995	10,128
2,410,725	1,886,135	15.07	202.20	159,922	125,122	11,923	9,328
2,185,341	1,718,570	12.74	176.41	171,593	134,942	12,388	9,742
2,179,286	1,705,496	13.27	169.88	164,232	128,527	12,829	10,040
2,608,821	2,029,512	17.64	219.94	147,852	115,020	11,862	9,228
2,615,205	2,038,834	16.76	225.23	156,047	121,656	11,611	9,052

Note : Based on the Treatments(excluding pharmacy from Medical Service Use, including pharmacy in Treatment Days/Medical Expense /Benefit Amount) including Medical aid

제 3-2-1 표  
Table 3-2-1

시·군·구별  
Medical Treatment

구 분		진료실인원수 Patients	입내원일수 Visit	요양급여일수 Reimbursed Days	진료비 Medical Expense	급여비 Benefit
서 울		158,816	5,206,878	6,603,330	979,422,440	806,931,676
종 로 구		12,528	275,969	425,302	79,378,023	66,061,249
중 구		13,771	280,548	451,556	87,601,230	73,319,560
용 산 구		20,450	412,134	658,796	128,079,388	107,104,538
성 동 구		26,017	448,410	749,754	144,932,897	121,029,903
광 진 구		23,587	411,788	708,662	132,282,303	109,521,381
동 대 문 구		29,971	510,878	883,492	181,420,283	152,697,296
중 랑 구		36,684	701,851	1,189,573	234,558,980	198,333,694
성 북 구		34,711	587,541	992,780	199,153,857	165,915,935
강 북 구		32,702	615,887	1,050,394	216,921,332	183,926,732
도 봉 구		28,935	491,706	861,272	180,514,861	152,003,608
노 원 구		34,181	722,955	1,153,524	221,790,557	187,268,894
은 평 구		31,163	626,167	1,060,371	209,165,116	175,714,081
서 대 문 구		24,882	479,311	752,900	144,370,512	119,174,270
마 포 구		34,357	594,935	1,027,772	209,306,469	173,639,947
양 천 구		35,723	638,452	1,081,352	216,639,727	180,226,006
강 서 구		37,579	738,125	1,203,380	241,816,252	205,214,296
구 로 구		35,906	572,506	989,650	192,533,274	159,573,453
금 천 구		27,862	436,239	786,675	166,383,336	140,886,170
영 등 포 구		33,414	538,190	919,653	192,620,194	161,725,153
동 작 구		32,520	582,520	937,286	184,390,176	153,140,858
관 악 구		43,289	768,146	1,306,991	274,731,709	231,973,925
서 초 구		29,746	526,968	883,392	168,436,942	138,046,086
강 남 구		33,083	658,033	1,011,346	191,743,250	158,953,193
송 파 구		43,949	747,213	1,252,325	241,541,317	199,454,469
강 동 구		24,998	478,791	800,529	154,011,283	128,667,889
인 천		109,914	1,693,126	3,071,185	633,086,927	533,979,318
중 구		16,365	275,205	442,653	86,710,224	72,591,038
동 구		8,369	191,197	294,766	59,522,285	49,765,145
미 추 홀 구		43,524	712,090	1,220,746	272,004,287	228,886,303
연 수 구		36,167	554,757	953,827	202,622,523	169,349,520
남 동 구		40,103	687,195	1,119,682	217,060,605	183,033,142
부 평 구		44,196	818,638	1,278,454	246,660,153	207,564,447
계 양 구		21,670	372,482	640,600	135,715,704	115,225,877
서 구		48,083	733,045	1,265,182	267,146,432	224,394,142
강 화 군		9,427	183,480	307,268	65,879,143	55,232,424
웅 진 군		3,699	82,331	135,831	26,941,077	22,169,140
경 기		486,438	6,560,734	13,107,969	2,830,166,059	2,381,027,146
수 원 시 장 안 구		29,293	411,291	753,908	157,795,181	130,953,062
수 원 시 권 선 구		37,684	577,921	1,023,130	206,711,382	172,102,653
수 원 시 팔 달 구		15,844	299,709	477,560	86,618,503	72,650,565
수 원 시 영 통 구		26,466	352,127	584,207	115,038,388	94,916,030
성 남 시 수 정 구		23,819	369,160	653,531	136,444,926	115,632,426
성 남 시 중 원 구		26,065	445,457	737,468	150,576,985	126,939,256
성 남 시 분 당 구		18,860	438,185	652,949	117,570,193	97,404,092
의 정 부 시		24,634	427,020	744,249	153,399,154	130,074,443
안 양 시 만 안 구		25,133	372,148	673,733	145,820,181	122,928,284
안 양 시 동 안 구		19,316	385,908	593,810	112,225,630	93,617,452
부 천 시		36,252	632,993	1,093,856	212,218,112	177,243,949

주 : 진료일 기준이며, 의료급여 포함



# 진료실적 현황 (관외-입원)

## Activities by District (External-Hospitalization)

(단위 : 명, 일, 천원, 원)  
Unit : Person, Day, 1,000Won, WON

진료실인원수당		Per Patient		입내원1일당		요양급여1일당		Division
진료비 Medical Expense	급여비 Benefit	입내원일수 Visit	요양급여일수 Reimbursed Days	진료비 Medical Expense	급여비 Benefit	진료비 Medical Expense	급여비 Benefit	
<b>6,167,026</b>	<b>5,080,922</b>	<b>32.79</b>	<b>41.58</b>	<b>188,102</b>	<b>154,974</b>	<b>148,323</b>	<b>122,201</b>	<b>Seoul</b>
6,336,049	5,273,088	22.03	33.95	287,634	239,379	186,639	155,328	Jongno-gu
6,361,283	5,324,200	20.37	32.79	312,250	261,344	193,999	162,371	Jung-gu
6,263,051	5,237,386	20.15	32.21	310,771	259,878	194,414	162,576	Yongsan-gu
5,570,700	4,651,955	17.24	28.82	323,215	269,909	193,307	161,426	Seongdong-gu
5,608,272	4,643,294	17.46	30.04	321,239	265,965	186,665	154,547	Gwangjin-gu
6,053,194	5,094,835	17.05	29.48	355,115	298,892	205,345	172,834	Dongdaemun-gu
6,394,040	5,406,545	19.13	32.43	334,201	282,587	197,179	166,727	Jungnang-gu
5,737,485	4,779,924	16.93	28.60	338,962	282,390	200,602	167,123	Seongbuk-gu
6,633,274	5,624,327	18.83	32.12	352,210	298,637	206,514	175,103	Gangbuk-gu
6,238,634	5,253,278	16.99	29.77	367,119	309,135	209,591	176,487	Dobong-gu
6,488,709	5,478,742	21.15	33.75	306,783	259,033	192,272	162,345	Nowon-gu
6,711,970	5,638,548	20.09	34.03	334,040	280,619	197,257	165,710	Eunpyeong-gu
5,802,207	4,789,578	19.26	30.26	301,204	248,637	191,753	158,287	Seodaemun-gu
6,092,106	5,053,990	17.32	29.91	351,814	291,864	203,651	168,948	Mapo-gu
6,064,433	5,045,097	17.87	30.27	339,320	282,286	200,342	166,667	Yangcheon-gu
6,434,877	5,460,877	19.64	32.02	327,609	278,021	200,948	170,532	Gangseo-gu
5,362,148	4,444,200	15.94	27.56	336,299	278,728	194,547	161,242	Guro-gu
5,971,694	5,056,571	15.66	28.23	381,404	322,956	211,502	179,091	Geumcheon-gu
5,764,655	4,840,042	16.11	27.52	357,904	300,498	209,449	175,855	Yeongdeungpo-gu
5,670,055	4,709,128	17.91	28.82	316,539	262,894	196,728	163,388	Dongjak-gu
6,346,455	5,358,727	17.74	30.19	357,656	301,992	210,202	177,487	Gwanak-gu
5,662,507	4,640,829	17.72	29.70	319,634	261,963	190,671	156,268	Seocho-gu
5,795,824	4,804,679	19.89	30.57	291,389	241,558	189,592	157,170	Gangnam-gu
5,495,946	4,538,316	17.00	28.49	323,256	266,931	192,874	159,267	Songpa-gu
6,160,944	5,147,127	19.15	32.02	321,667	268,735	192,387	160,729	Gangdong-gu
<b>5,759,839</b>	<b>4,858,156</b>	<b>15.40</b>	<b>27.94</b>	<b>373,916</b>	<b>315,381</b>	<b>206,138</b>	<b>173,868</b>	<b>Incheon</b>
5,298,517	4,435,749	16.82	27.05	315,075	263,771	195,888	163,991	Jung-gu
7,112,234	5,946,367	22.85	35.22	311,314	260,282	201,931	168,829	Dong-gu
6,249,524	5,258,853	16.36	28.05	381,980	321,429	222,818	187,497	Michuhol-gu
5,602,414	4,682,432	15.34	26.37	365,246	305,268	212,431	177,547	Yeonsu-gu
5,412,578	4,564,076	17.14	27.92	315,865	266,348	193,859	163,469	Namdong-gu
5,581,052	4,696,453	18.52	28.93	301,306	253,549	192,936	162,356	Bupyeong-gu
6,262,838	5,317,299	17.19	29.56	364,355	309,346	211,857	179,872	Gyeyang-gu
5,555,944	4,666,808	15.25	26.31	364,434	306,112	211,153	177,361	Seo-gu
6,988,347	5,858,961	19.46	32.59	359,054	301,027	214,403	179,753	Ganghwa-gun
7,283,341	5,993,279	22.26	36.72	327,229	269,268	198,343	163,211	Ongjin-gun
<b>5,818,143</b>	<b>4,894,821</b>	<b>13.49</b>	<b>26.95</b>	<b>431,379</b>	<b>362,921</b>	<b>215,912</b>	<b>181,647</b>	<b>Gyeonggi</b>
5,386,788	4,470,456	14.04	25.74	383,658	318,395	209,303	173,699	Jangan-gu
5,485,389	4,566,995	15.34	27.15	357,681	297,796	202,038	168,212	Gwonseon-gu
5,466,959	4,585,368	18.92	30.14	289,009	242,404	181,377	152,129	Paldal-gu
4,346,648	3,586,338	13.30	22.07	326,696	269,551	196,914	162,470	Yongtong-gu
5,728,407	4,854,630	15.50	27.44	369,609	313,231	208,781	176,935	Sujeong-gu
5,776,980	4,870,104	17.09	28.29	338,028	284,964	204,181	172,128	Jungwon-gu
6,233,838	5,164,586	23.23	34.62	268,312	222,290	180,060	149,176	Bundang-gu
6,227,131	5,280,281	17.33	30.21	359,232	304,610	206,113	174,773	Uijeongbu-si
5,801,941	4,891,111	14.81	26.81	391,834	330,321	216,436	182,458	Manan-gu
5,809,983	4,846,627	19.98	30.74	290,809	242,590	188,992	157,656	Dongan-gu
5,853,970	4,889,218	17.46	30.17	335,261	280,009	194,009	162,036	Bucheon-si

Note : Based on the Treatments including medical aid

제 3-2-1 표  
Table 3-2-1

시·군·구별  
Medical Treatment

구 분	진료실인원수 Patients	임내원일수 Visit	요양급여일수 Reimbursed Days	진료비 Medical Expense	급여비 Benefit
광 명 시	19,932	353,148	622,282	128,101,937	107,058,401
평택 시	37,961	616,130	1,129,359	227,277,155	191,049,816
동 두 천 시	11,788	159,749	302,824	66,166,135	55,738,023
안 산 시 상 록 구	38,462	631,572	1,094,742	213,527,549	178,188,031
안 산 시 단 원 구	19,377	363,051	603,911	113,290,229	93,847,724
고 양 시 덕 양 구	46,124	682,389	1,188,314	252,475,341	213,578,264
고 양 시 일 산 동 구	16,543	292,815	467,382	94,196,810	78,930,902
고 양 시 일 산 서 구	24,976	396,289	664,577	132,096,846	110,528,711
과 천 시	9,152	117,954	208,771	42,632,233	35,366,014
구 리 시	14,049	224,505	408,361	80,752,907	67,648,781
남 양 주 시	65,448	944,368	1,789,455	370,826,980	312,621,349
오 산 시	19,614	249,728	473,214	102,059,780	86,105,182
시 흥 시	49,567	686,709	1,259,556	266,704,147	223,634,603
군 포 시	21,303	359,200	632,340	133,833,185	112,986,524
의 왕 시	20,149	256,434	464,500	102,694,427	85,551,571
하 남 시	32,800	413,912	802,902	163,324,090	136,925,410
용 인 시 처 인 구	23,839	387,478	704,400	141,678,605	117,977,372
용 인 시 기 흥 구	35,268	470,917	863,572	176,278,243	146,561,658
용 인 시 수 지 구	33,658	462,914	849,254	174,739,699	143,750,642
파 주 시	44,701	639,332	1,175,480	273,270,996	233,381,714
이 천 시	17,962	342,709	588,984	118,637,874	99,259,150
안 성 시	21,729	307,037	572,766	122,433,677	101,765,551
김 포 시	35,353	544,516	979,725	213,159,792	180,128,341
화 성 시	74,509	1,042,273	1,900,381	378,271,554	313,870,353
광 주 시	38,360	530,274	980,005	203,607,634	170,708,354
양 주 시	33,841	440,766	808,400	166,316,101	139,215,316
포 천 시	16,320	292,058	508,895	104,844,156	88,198,916
여 주 시	12,017	198,359	374,375	78,295,091	65,804,606
연 천 군	6,651	129,166	216,821	40,059,059	33,276,851
가 평 군	9,161	174,196	289,677	57,382,001	48,150,546
양 평 군	14,731	275,478	497,820	99,050,984	83,189,344
<b>강 원</b>	<b>66,123</b>	<b>1,331,606</b>	<b>2,458,309</b>	<b>465,100,401</b>	<b>388,802,204</b>
춘 천 시	9,348	177,778	332,223	68,868,359	58,267,846
원 주 시	11,594	196,071	378,895	70,143,502	58,971,709
강 릉 시	7,486	163,794	307,006	57,261,429	47,907,265
동 해 시	8,725	144,029	294,189	56,516,818	47,471,005
태 백 시	5,221	133,970	232,001	39,167,942	32,718,286
속 초 시	7,579	121,166	252,726	51,527,282	43,681,086
삼 척 시	7,404	175,852	315,376	52,404,869	43,672,096
홍 천 군	8,600	151,899	274,603	59,576,640	50,082,059
횡 성 군	6,797	127,407	228,759	44,971,534	37,029,874
영 월 군	5,472	125,205	206,479	38,101,295	31,643,674
평 창 군	6,325	114,597	217,312	39,682,035	32,602,955
정 선 군	5,368	116,600	209,808	36,561,111	30,153,242
철 원 군	5,687	99,614	175,398	33,953,551	28,254,460
화 천 군	3,736	64,799	107,212	21,643,938	18,217,800
양 구 군	3,075	47,551	85,047	17,535,890	14,949,699
인 제 군	4,937	82,106	143,827	27,467,234	23,025,113
고 성 군	4,258	96,106	167,721	28,868,031	23,846,467
양 양 군	4,279	86,428	156,823	27,710,349	22,949,465

주 : 진료일 기준이며, 의료급여 포함

# 진료실적 현황 (관외-입원) <계속>

## Activities by District (External-Hospitalization) <Cont'd>

(단위 : 명, 일, 천원, 원)

Unit : Person, Day, 1,000Won, WON

진료실인원수당		Per Patient		입내원1일당		요양급여1일당		Division
진료비 Medical Expense	급여비 Benefit	입내원일수 Visit	요양급여일수 Reimbursed Days	진료비 Medical Expense	급여비 Benefit	진료비 Medical Expense	급여비 Benefit	
6,426,948	5,371,182	17.72	31.22	362,743	303,154	205,858	172,042	Gwangmyeong-si
5,987,122	5,032,792	16.23	29.75	368,879	310,080	201,244	169,167	Pyeongtaek-si
5,613,008	4,728,370	13.55	25.69	414,188	348,910	218,497	184,061	Dongducheon-si
5,551,650	4,632,833	16.42	28.46	338,089	282,134	195,048	162,767	Sangnok-gu
5,846,634	4,843,254	18.74	31.17	312,050	258,497	187,594	155,400	Danwon-gu
5,473,839	4,630,523	14.79	25.76	369,987	312,986	212,465	179,732	Deogyang-gu
5,694,059	4,771,257	17.70	28.25	321,694	269,559	201,541	168,879	Ilсандong-gu
5,288,951	4,425,397	15.87	26.61	333,335	278,909	198,768	166,314	Ilsanseo-gu
4,658,242	3,864,293	12.89	22.81	361,431	299,829	204,206	169,401	Gwacheon-si
5,747,947	4,815,203	15.98	29.07	359,693	301,324	197,749	165,659	Guri-si
5,665,979	4,776,637	14.43	27.34	392,672	331,038	207,229	174,702	Namyangju-si
5,203,415	4,389,986	12.73	24.13	408,684	344,796	215,674	181,958	Osan-si
5,380,680	4,511,764	13.85	25.41	388,380	325,661	211,745	177,550	Siheung-si
6,282,363	5,303,785	16.86	29.68	372,587	314,550	211,648	178,680	Gunpo-si
5,096,751	4,245,946	12.73	23.05	400,471	333,620	221,086	184,180	Uiwang-si
4,979,393	4,174,555	12.62	24.48	394,587	330,808	203,417	170,538	Hanam-si
5,943,144	4,948,923	16.25	29.55	365,643	304,475	201,134	167,486	Cheoin-gu
4,998,249	4,155,655	13.35	24.49	374,330	311,226	204,127	169,716	Giheung-gu
5,191,625	4,270,920	13.75	25.23	377,478	310,534	205,757	169,267	Suji-gu
6,113,308	5,220,951	14.30	26.30	427,432	365,040	232,476	198,542	Paju-si
6,604,937	5,526,063	19.08	32.79	346,177	289,631	201,428	168,526	Icheon-si
5,634,575	4,683,398	14.13	26.36	398,759	331,444	213,759	177,674	Anseong-si
6,029,468	5,095,136	15.40	27.71	391,467	330,804	217,571	183,856	Gimpo-si
5,076,857	4,212,516	13.99	25.51	362,929	301,140	199,050	165,162	Hwaseong-si
5,307,811	4,450,166	13.82	25.55	383,967	321,925	207,762	174,191	Gwangju-si
4,914,633	4,113,806	13.02	23.89	377,334	315,849	205,735	172,211	Yangju-si
6,424,274	5,404,345	17.90	31.18	358,984	301,991	206,023	173,315	Pocheon-si
6,515,361	5,475,960	16.51	31.15	394,714	331,745	209,135	175,772	Yeoju-si
6,023,013	5,003,285	19.42	32.60	310,136	257,629	184,756	153,476	Yeoncheon-gun
6,263,727	5,256,036	19.01	31.62	329,411	276,416	198,090	166,222	Gapyeong-gun
6,723,982	5,647,230	18.70	33.79	359,560	301,982	198,969	167,107	Yangpyeong-gun
<b>7,033,867</b>	<b>5,879,984</b>	<b>20.14</b>	<b>37.18</b>	<b>349,278</b>	<b>291,980</b>	<b>189,195</b>	<b>158,158</b>	<b>Gangwon</b>
7,367,176	6,233,188	19.02	35.54	387,384	327,756	207,296	175,388	Chuncheon-si
6,049,983	5,086,399	16.91	32.68	357,745	300,767	185,126	155,641	Wonju-si
7,649,136	6,399,581	21.88	41.01	349,594	292,485	186,516	156,047	Gangneung-si
6,477,572	5,440,803	16.51	33.72	392,399	329,593	192,111	161,362	Donghae-si
7,502,000	6,266,670	25.66	44.44	292,364	244,221	168,827	141,026	Taebaek-si
6,798,691	5,763,437	15.99	33.35	425,262	360,506	203,886	172,840	Sokcho-si
7,077,913	5,898,446	23.75	42.60	298,006	248,346	166,166	138,476	Samcheok-si
6,927,516	5,823,495	17.66	31.93	392,212	329,706	216,956	182,380	Hongcheon-gun
6,616,380	5,447,973	18.74	33.66	352,975	290,642	196,589	161,873	Hoengseong-gun
6,962,956	5,782,835	22.88	37.73	304,311	252,735	184,529	153,254	Yeongwol-gun
6,273,840	5,154,617	18.12	34.36	346,275	284,501	182,604	150,028	Pyeongchang-gun
6,810,937	5,617,221	21.72	39.08	313,560	258,604	174,260	143,718	Jeongseon-gun
5,970,380	4,968,254	17.52	30.84	340,851	283,639	193,580	161,088	Cheorwon-gun
5,793,345	4,876,285	17.34	28.70	334,017	281,143	201,880	169,923	Hwacheon-gun
5,702,728	4,861,691	15.46	27.66	368,781	314,393	206,191	175,782	Yanggu-gun
5,563,548	4,663,786	16.63	29.13	334,534	280,432	190,974	160,089	Inje-gun
6,779,716	5,600,391	22.57	39.39	300,377	248,127	172,119	142,179	Goseong-gun
6,475,894	5,363,278	20.20	36.65	320,618	265,533	176,698	146,340	Yangyang-gun

Note : Based on the Treatments including medical aid

제 3-2-2 표  
Table 3-2-2

시·군·구별  
Medical Treatment

구 분		진료실인원수 Patients	입내원일수 Visit	요양급여일수 Reimbursed Days	진료비 Medical Expense	급여비 Benefit
서 울		2,355,181	15,520,874	166,214,839	1,171,232,698	859,127,593
종 로 구		113,941	1,283,401	15,119,913	111,977,624	81,275,794
중 구		104,079	1,261,335	15,692,393	119,506,589	86,733,593
용 산 구		174,180	2,123,052	26,846,333	199,642,091	143,298,676
성 동 구		217,419	2,463,079	31,654,708	236,218,458	170,416,723
광 진 구		233,821	2,217,368	26,623,115	208,965,920	150,406,759
동 대 문 구		246,698	2,528,379	33,360,714	243,908,518	177,447,862
중 랑 구		266,398	2,711,237	40,733,973	291,310,814	215,258,235
성 북 구		323,455	3,532,486	47,124,810	330,732,343	240,142,336
강 북 구		208,066	2,281,786	35,310,504	246,398,383	183,787,069
도 봉 구		229,426	2,642,156	38,240,922	271,639,481	200,537,182
노 원 구		314,372	3,146,466	43,147,370	308,118,425	229,256,852
은 평 구		300,963	2,901,926	39,915,486	302,933,946	221,772,368
서 대 문 구		242,736	2,701,823	32,362,346	233,397,591	167,757,459
마 포 구		281,045	2,883,017	38,977,064	292,436,015	208,487,559
양 천 구		322,691	3,422,794	43,633,664	331,378,164	242,143,729
강 서 구		370,436	3,556,178	48,322,808	358,292,978	266,303,403
구 로 구		298,296	3,096,685	39,345,302	291,731,570	212,437,000
금 천 구		179,005	1,953,195	29,092,285	208,470,520	153,597,963
영 등 포 구		291,843	2,930,409	35,989,451	276,283,783	199,274,718
동 작 구		297,560	3,297,880	39,006,585	298,495,599	214,947,470
관 악 구		358,629	3,528,091	49,956,324	361,269,747	263,508,092
서 초 구		318,340	3,320,579	42,445,059	297,273,503	209,586,598
강 남 구		393,951	3,890,376	48,171,212	336,012,528	239,926,255
송 파 구		447,789	4,269,697	53,559,645	390,022,687	278,406,034
강 동 구		287,511	2,538,577	31,699,657	248,008,581	180,905,370
인 천		1,107,998	8,220,268	112,242,274	882,647,132	660,238,300
중 구		113,088	1,196,726	15,770,192	113,069,922	83,094,070
동 구		48,217	614,236	9,288,291	63,193,928	46,627,493
미 추 홀 구		291,084	3,044,578	42,893,281	312,821,118	232,865,496
연 수 구		257,846	2,380,215	34,950,619	250,451,146	181,398,250
남 동 구		307,439	2,879,163	39,978,322	285,256,341	211,071,482
부 평 구		325,863	3,272,766	42,768,616	310,922,777	230,926,771
계 양 구		173,421	1,582,825	22,657,929	174,708,366	130,442,665
서 구		386,288	3,482,621	45,901,735	348,446,508	255,854,058
강 화 군		50,391	588,757	10,583,268	68,811,844	50,381,359
웅 진 군		18,370	262,370	4,566,649	27,888,901	20,033,992
경 기		5,026,895	35,990,490	535,081,228	4,053,096,440	2,968,135,131
수 원 시 장 안 구		199,543	2,091,674	29,256,270	213,025,195	156,313,879
수 원 시 권 선 구		284,964	3,101,473	42,275,520	306,652,796	224,695,626
수 원 시 팔 달 구		159,567	1,705,569	19,711,752	141,805,147	104,200,963
수 원 시 영 통 구		267,620	2,482,915	29,526,313	209,935,342	151,331,195
성 남 시 수 정 구		187,319	2,229,953	29,179,590	209,758,148	153,834,747
성 남 시 중 원 구		175,623	2,190,705	28,357,892	205,745,247	150,807,113
성 남 시 분 당 구		273,515	2,243,133	27,419,440	192,260,138	138,693,268
의 정 부 시		241,460	2,069,994	30,084,056	216,485,662	160,746,079
안 양 시 만 안 구		175,046	1,928,692	25,227,935	186,561,542	135,969,690
안 양 시 동 안 구		205,158	1,800,235	23,624,394	169,939,499	123,291,639
부 천 시		393,394	3,195,822	40,077,970	314,314,274	232,782,951

주 : 진료일 기준(의료이용은 약국제외, 요양급여일수, 진료비와 급여비는 약국포함)이며, 의료급여 포함

# 진료실적 현황 (관외-외래)

## Activities by District (External-Outpatients)

(단위 : 명, 일, 천원, 원)  
Unit : Person, Day, 1,000Won, WON

진료실인원수당 Per Patient				입내원1일당 Per Visit		요양급여1일당 Per reimbursed day		Division
진료비 Medical Expense	급여비 Benefit	입내원일수 Visit	요양급여일수 Reimbursed Days	진료비 Medical Expense	급여비 Benefit	진료비 Medical Expense	급여비 Benefit	
<b>497,301</b>	<b>364,782</b>	<b>6.59</b>	<b>70.57</b>	<b>75,462</b>	<b>55,353</b>	<b>7,046</b>	<b>5,169</b>	<b>Seoul</b>
982,768	713,315	11.26	132.70	87,251	63,328	7,406	5,375	Jongno-gu
1,148,230	833,344	12.12	150.77	94,746	68,763	7,616	5,527	Jung-gu
1,146,183	822,705	12.19	154.13	94,035	67,497	7,436	5,338	Yongsan-gu
1,086,466	783,817	11.33	145.59	95,904	69,188	7,462	5,384	Seongdong-gu
893,700	643,256	9.48	113.86	94,241	67,831	7,849	5,649	Gwangjin-gu
988,693	719,292	10.25	135.23	96,468	70,182	7,311	5,319	Dongdaemun-gu
1,093,517	808,032	10.18	152.91	107,446	79,395	7,152	5,284	Jungnang-gu
1,022,499	742,429	10.92	145.69	93,626	67,981	7,018	5,096	Seongbuk-gu
1,184,232	883,311	10.97	169.71	107,985	80,545	6,978	5,205	Gangbuk-gu
1,183,996	874,082	11.52	166.68	102,810	75,899	7,103	5,244	Dobong-gu
980,108	729,253	10.01	137.25	97,925	72,862	7,141	5,313	Nowon-gu
1,006,549	736,876	9.64	132.63	104,391	76,422	7,589	5,556	Eunpyeong-gu
961,529	691,111	11.13	133.32	86,385	62,090	7,212	5,184	Seodaemun-gu
1,040,531	741,830	10.26	138.69	101,434	72,316	7,503	5,349	Mapo-gu
1,026,921	750,389	10.61	135.22	96,815	70,744	7,595	5,549	Yangcheon-gu
967,220	718,892	9.60	130.45	100,752	74,885	7,415	5,511	Gangseo-gu
977,994	712,168	10.38	131.90	94,208	68,601	7,415	5,399	Guro-gu
1,164,607	858,065	10.91	162.52	106,733	78,639	7,166	5,280	Geumcheon-gu
946,686	682,815	10.04	123.32	94,282	68,002	7,677	5,537	Yeongdeungpo-gu
1,003,144	722,367	11.08	131.09	90,511	65,177	7,652	5,511	Dongjak-gu
1,007,363	734,765	9.84	139.30	102,398	74,689	7,232	5,275	Gwanak-gu
933,824	658,373	10.43	133.33	89,525	63,117	7,004	4,938	Seocho-gu
852,930	609,026	9.88	122.28	86,370	61,672	6,975	4,981	Gangnam-gu
870,997	621,735	9.54	119.61	91,347	65,205	7,282	5,198	Songpa-gu
862,606	629,212	8.83	110.26	97,696	71,263	7,824	5,707	Gangdong-gu
<b>796,614</b>	<b>595,884</b>	<b>7.42</b>	<b>101.30</b>	<b>107,374</b>	<b>80,318</b>	<b>7,864</b>	<b>5,882</b>	<b>Incheon</b>
999,840	734,774	10.58	139.45	94,483	69,434	7,170	5,269	Jung-gu
1,310,615	967,034	12.74	192.64	102,882	75,911	6,804	5,020	Dong-gu
1,074,676	799,994	10.46	147.36	102,747	76,485	7,293	5,429	Michuhol-gu
971,321	703,514	9.23	135.55	105,222	76,211	7,166	5,190	Yeonsu-gu
927,847	686,548	9.36	130.04	99,076	73,310	7,135	5,280	Namdong-gu
954,152	708,662	10.04	131.25	95,003	70,560	7,270	5,399	Bupyeong-gu
1,007,423	752,173	9.13	130.65	110,378	82,411	7,711	5,757	Gyeyang-gu
902,038	662,340	9.02	118.83	100,053	73,466	7,591	5,574	Seo-gu
1,365,558	999,809	11.68	210.02	116,876	85,572	6,502	4,760	Ganghwa-gun
1,518,176	1,090,582	14.28	248.59	106,296	76,358	6,107	4,387	Ongjin-gun
<b>806,282</b>	<b>590,451</b>	<b>7.16</b>	<b>106.44</b>	<b>112,616</b>	<b>82,470</b>	<b>7,575</b>	<b>5,547</b>	<b>Gyeonggi</b>
1,067,565	783,359	10.48	146.62	101,844	74,731	7,281	5,343	Jangan-gu
1,076,111	788,505	10.88	148.35	98,873	72,448	7,254	5,315	Gwonseon-gu
888,687	653,023	10.69	123.53	83,142	61,095	7,194	5,286	Paldal-gu
784,453	565,470	9.28	110.33	84,552	60,949	7,110	5,125	Yongtong-gu
1,119,791	821,245	11.90	155.77	94,064	68,986	7,189	5,272	Sujeong-gu
1,171,517	858,698	12.47	161.47	93,917	68,840	7,255	5,318	Jungwon-gu
702,924	507,077	8.20	100.25	85,711	61,830	7,012	5,058	Bundang-gu
896,569	665,725	8.57	124.59	104,583	77,655	7,196	5,343	Uijeongbu-si
1,065,786	776,765	11.02	144.12	96,730	70,498	7,395	5,390	Manan-gu
828,335	600,959	8.77	115.15	94,399	68,486	7,193	5,219	Dongan-gu
798,981	591,730	8.12	101.88	98,352	72,840	7,843	5,808	Bucheon-si

Note : Based on the Treatments(excluding pharmacy from Medical Service Use, including pharmacy in Treatment Days/Medical Expense /Benefit Amount) including Medical aid

제 3-2-2 표  
Table 3-2-2

시·군·구별  
Medical Treatment

구 분	진료실인원수 Patients	입내원일수 Visit	요양급여일수 Reimbursed Days	진료비 Medical Expense	급여비 Benefit
광 명 시	172,255	1,511,745	22,102,171	164,570,902	119,351,782
평택 시	307,214	2,395,234	34,785,349	263,831,080	194,205,836
동 두 천 시	57,620	553,598	9,806,786	69,477,942	52,100,780
안 산 시 상 록 구	259,452	2,770,611	36,100,822	272,012,002	198,915,742
안 산 시 단 원 구	186,366	1,536,571	19,477,237	142,277,568	104,495,353
고 양 시 덕 양 구	345,730	3,469,611	50,651,436	360,588,854	263,514,916
고 양 시 일 산 동 구	208,312	2,108,958	27,069,617	177,713,946	129,279,633
고 양 시 일 산 서 구	211,111	2,020,214	28,777,134	203,920,534	147,899,338
과 천 시	67,041	754,502	9,235,525	69,279,721	48,733,471
구 리 시	121,645	1,146,303	16,116,351	117,327,989	85,235,702
남 양 주 시	466,209	4,433,259	70,303,140	500,330,527	365,252,243
오 산 시	147,226	1,304,853	19,939,144	139,598,046	101,936,640
시 흥 시	330,505	2,871,654	42,976,713	321,792,689	235,217,981
군 포 시	170,228	1,581,030	23,533,515	169,711,223	124,210,154
의 왕 시	137,660	1,749,788	22,710,312	158,237,238	113,100,768
하 남 시	239,423	2,618,009	35,950,191	257,507,151	184,636,252
용 인 시 처 인 구	178,350	1,740,818	29,278,593	198,500,734	144,065,091
용 인 시 기 흥 구	323,546	3,209,719	43,628,487	307,680,463	220,832,062
용 인 시 수 지 구	295,890	3,049,750	42,033,292	297,002,787	210,234,561
파 주 시	304,081	2,772,598	47,270,616	321,099,939	236,377,056
이 천 시	122,501	990,329	16,546,740	120,210,481	88,088,854
안 성 시	127,079	1,175,344	19,484,857	139,541,820	101,707,980
김 포 시	290,394	2,492,528	38,049,596	287,060,921	211,228,802
화 성 시	618,394	5,389,750	76,185,556	539,508,406	390,316,803
광 주 시	272,969	2,871,464	43,010,628	303,383,053	220,201,502
양 주 시	194,747	2,122,105	32,421,156	225,294,610	166,445,903
포 천 시	94,408	987,035	17,068,530	117,032,048	86,914,659
여 주 시	76,441	786,427	13,425,265	91,908,709	67,573,590
연 천 군	31,980	388,644	6,598,177	43,255,049	32,109,953
가 평 군	48,461	561,766	9,034,390	63,847,180	47,258,079
양 평 군	89,051	1,036,765	17,734,795	120,395,427	87,694,935
강 원	<b>470,957</b>	<b>3,590,666</b>	<b>57,591,613</b>	<b>452,606,056</b>	<b>339,577,502</b>
춘 천 시	84,395	555,659	7,925,547	68,919,525	52,503,227
원 주 시	113,029	752,793	10,501,061	86,559,137	65,476,903
강 릉 시	59,055	403,380	5,877,548	49,962,813	37,911,001
동 해 시	47,150	331,399	5,868,748	45,698,585	33,759,256
태 백 시	24,857	203,490	3,666,557	27,585,480	20,292,105
속 초 시	41,351	300,584	5,810,152	43,662,839	32,677,096
삼척 시	40,486	361,406	5,986,036	44,092,278	32,669,788
흥 천 군	45,974	475,193	9,112,234	59,414,215	43,389,948
횡 성 군	37,485	436,535	7,625,188	50,108,555	36,327,787
영 월 군	29,083	348,708	5,872,129	39,224,960	28,540,907
평 창 군	33,898	377,577	6,795,974	45,748,202	32,873,128
정 선 군	27,985	324,047	5,968,709	37,620,250	27,028,033
철 원 군	30,809	299,962	5,123,823	34,912,244	25,416,478
화 천 군	19,583	232,438	3,879,723	25,890,732	18,973,011
양 구 군	16,880	169,069	2,915,451	19,634,573	14,281,454
인 제 군	25,950	264,761	4,296,768	29,499,297	21,556,553
고 성 군	24,142	332,892	5,179,611	34,560,233	25,497,050
양 양 군	23,824	315,806	5,248,954	35,057,177	25,984,596

주 : 진료일 기준(의료이용은 약국제외, 요양급여일수, 진료비와 급여비는 약국포함)이며, 의료급여 포함

# 진료실적 현황 (관외-외래) <계속>

## Activities by District (External-Outpatients) <Cont'd>

(단위 : 명, 일, 천원, 원)  
Unit : Person, Day, 1,000Won, WON

진료실인원수당 Per Patient				입내원1일당 Per Visit		요양급여1일당 Per reimbursed day		Division
진료비 Medical Expense	급여비 Benefit	입내원일수 Visit	요양급여일수 Reimbursed Days	진료비 Medical Expense	급여비 Benefit	진료비 Medical Expense	급여비 Benefit	
955,391	692,878	8.78	128.31	108,862	78,950	7,446	5,400	Gwangmyeong-si
858,786	632,152	7.80	113.23	110,148	81,080	7,585	5,583	Pyeongtaek-si
1,205,796	904,213	9.61	170.20	125,503	94,113	7,085	5,313	Dongducheon-si
1,048,410	766,676	10.68	139.14	98,178	71,795	7,535	5,510	Sangnok-gu
763,431	560,700	8.24	104.51	92,594	68,006	7,305	5,365	Danwon-gu
1,042,978	762,199	10.04	146.51	103,928	75,949	7,119	5,203	Deogyang-gu
853,114	620,606	10.12	129.95	84,266	61,300	6,565	4,776	Ilсандong-gu
965,940	700,576	9.57	136.31	100,940	73,210	7,086	5,139	Ilсанseo-gu
1,033,393	726,920	11.25	137.76	91,822	64,590	7,501	5,277	Gwacheon-si
964,511	700,692	9.42	132.49	102,353	74,357	7,280	5,289	Guri-si
1,073,189	783,452	9.51	150.80	112,858	82,389	7,117	5,195	Namyangju-si
948,189	692,382	8.86	135.43	106,984	78,121	7,001	5,112	Osan-si
973,639	711,693	8.69	130.03	112,058	81,910	7,488	5,473	Siheung-si
996,964	729,669	9.29	138.25	107,342	78,563	7,211	5,278	Gunpo-si
1,149,479	821,595	12.71	164.97	90,432	64,637	6,968	4,980	Uiwang-si
1,075,532	771,172	10.93	150.15	98,360	70,525	7,163	5,136	Hanam-si
1,112,984	807,766	9.76	164.16	114,027	82,757	6,780	4,920	Cheoin-gu
950,964	682,537	9.92	134.84	95,859	68,801	7,052	5,062	Giheung-gu
1,003,761	710,516	10.31	142.06	97,386	68,935	7,066	5,002	Suji-gu
1,055,968	777,349	9.12	155.45	115,812	85,255	6,793	5,001	Paju-si
981,302	719,087	8.08	135.07	121,384	88,949	7,265	5,324	Icheon-si
1,098,071	800,352	9.25	153.33	118,724	86,535	7,162	5,220	Anseong-si
988,522	727,387	8.58	131.03	115,169	84,745	7,544	5,551	Gimpo-si
872,435	631,178	8.72	123.20	100,099	72,418	7,082	5,123	Hwaseong-si
1,111,419	806,691	10.52	157.57	105,654	76,686	7,054	5,120	Gwangju-si
1,156,858	854,678	10.90	166.48	106,166	78,434	6,949	5,134	Yangju-si
1,239,641	920,628	10.45	180.80	118,569	88,056	6,857	5,092	Pocheon-si
1,202,348	883,997	10.29	175.63	116,869	85,925	6,846	5,033	Yeoju-si
1,352,566	1,004,064	12.15	206.32	111,297	82,620	6,556	4,866	Yeoncheon-gun
1,317,496	975,178	11.59	186.43	113,654	84,124	7,067	5,231	Gapyeong-gun
1,351,983	984,772	11.64	199.15	116,126	84,585	6,789	4,945	Yangpyeong-gun
<b>961,035</b>	<b>721,037</b>	<b>7.62</b>	<b>122.29</b>	<b>126,051</b>	<b>94,572</b>	<b>7,859</b>	<b>5,896</b>	<b>Gangwon</b>
816,630	622,113	6.58	93.91	124,032	94,488	8,696	6,625	Chuncheon-si
765,814	579,293	6.66	92.91	114,984	86,979	8,243	6,235	Wonju-si
846,039	641,961	6.83	99.53	123,860	93,983	8,501	6,450	Gangneung-si
969,217	715,997	7.03	124.47	137,896	101,869	7,787	5,752	Donghae-si
1,109,767	816,354	8.19	147.51	135,562	99,720	7,524	5,534	Taebaek-si
1,055,908	790,237	7.27	140.51	145,260	108,712	7,515	5,624	Sokcho-si
1,089,075	806,940	8.93	147.85	122,002	90,396	7,366	5,458	Samcheok-si
1,292,344	943,793	10.34	198.20	125,032	91,310	6,520	4,762	Hongcheon-gun
1,336,763	969,129	11.65	203.42	114,787	83,218	6,571	4,764	Hoengseong-gun
1,348,725	981,360	11.99	201.91	112,487	81,848	6,680	4,860	Yeongwol-gun
1,349,584	969,766	11.14	200.48	121,163	87,063	6,732	4,837	Pyeongchang-gun
1,344,301	965,804	11.58	213.28	116,095	83,408	6,303	4,528	Jeongseon-gun
1,133,183	824,969	9.74	166.31	116,389	84,732	6,814	4,960	Cheorwon-gun
1,322,102	968,851	11.87	198.12	111,388	81,626	6,673	4,890	Hwacheon-gun
1,163,186	846,058	10.02	172.72	116,133	84,471	6,735	4,899	Yanggu-gun
1,136,774	830,696	10.20	165.58	111,419	81,419	6,865	5,017	Inje-gun
1,431,540	1,056,128	13.79	214.55	103,818	76,593	6,672	4,923	Goseong-gun
1,471,507	1,090,690	13.26	220.32	111,009	82,280	6,679	4,950	Yangyang-gun

Note : Based on the Treatments(excluding pharmacy from Medical Service Use, including pharmacy in Treatment Days/Medical Expense /Benefit Amount) including Medical aid





## 제4장

# 연령별 성별 진료실적 현황



제 4-1 표  
Table 4-1

시·군·구별 연령별  
Medical Treatment Activities by

구 분	계				
	진료실인원수 Patients	입내원일수 Visit	요양급여일수 Reimbursed Days	진료비 Medical Expense	급여비 Benefit
서울	9,162,153	206,362,316	2,208,747,943	21,226,017,969	16,240,579,754
종로구	139,408	2,953,848	33,407,319	329,402,937	250,977,422
중구	126,591	2,840,908	30,950,678	312,227,165	240,184,277
용산구	206,155	4,454,044	48,969,101	476,846,380	364,434,058
성동구	270,989	6,201,110	65,017,408	632,963,937	480,653,967
광진구	328,752	7,067,468	74,445,731	713,677,277	539,314,590
동대문구	335,364	7,705,830	83,543,718	819,704,064	631,102,308
중랑구	367,724	9,202,105	98,492,370	958,650,957	746,783,859
성북구	411,709	9,194,810	101,429,204	954,214,185	729,061,628
강북구	275,853	7,000,151	78,616,112	743,875,767	583,264,430
도봉구	293,570	7,013,096	80,126,000	725,897,549	560,855,956
노원구	479,285	11,231,925	123,329,740	1,145,995,961	896,575,678
은평구	447,549	10,800,953	115,274,156	1,114,282,631	859,700,115
서대문구	298,615	6,752,488	72,159,696	689,699,046	524,064,253
마포구	354,035	7,492,522	77,469,136	750,888,536	568,037,397
양천구	419,352	9,453,729	100,327,530	959,971,542	732,177,464
강서구	545,029	12,556,164	131,666,317	1,300,201,101	1,005,317,466
구로구	399,864	9,252,159	98,817,927	987,537,510	755,209,560
금천구	234,547	5,396,068	60,191,425	594,105,789	462,180,849
영등포구	385,950	8,455,738	88,999,274	891,006,953	679,320,790
동작구	367,431	8,115,525	86,547,796	841,600,249	639,172,017
관악구	467,242	10,121,865	105,993,683	1,053,949,851	812,780,664
서초구	395,554	8,199,531	87,357,243	813,716,061	604,467,388
강남구	535,345	10,939,916	117,483,404	1,090,337,251	816,039,450
송파구	632,018	13,686,401	141,839,054	1,317,749,680	989,587,152
강동구	444,222	10,273,962	106,293,921	1,007,515,590	769,317,013
인천	2,939,526	66,490,575	698,758,592	6,982,893,423	5,404,441,534
중구	156,115	3,228,472	33,373,865	346,802,265	268,598,384
동구	57,806	1,562,567	17,181,295	173,588,248	135,064,127
미추홀구	394,856	9,484,189	101,651,492	1,038,440,700	810,790,376
연수구	389,988	7,924,171	79,552,642	788,051,069	599,318,858
남동구	484,436	11,524,095	119,925,022	1,206,147,942	938,439,793
부평구	486,110	11,327,579	120,540,764	1,187,821,143	921,411,796
계양구	269,968	6,401,757	67,634,553	662,276,123	514,209,678
서구	613,652	12,908,773	130,175,149	1,307,876,605	1,006,305,401
강화군	66,856	1,694,875	22,696,419	213,786,034	165,723,747
옹진군	19,739	434,097	6,027,391	58,103,295	44,579,373
경기	13,455,871	285,502,619	3,074,217,912	29,289,773,984	22,357,667,243
수원시 장안구	264,417	5,746,441	60,814,528	572,358,671	438,084,908
수원시 권선구	360,825	7,690,422	79,956,414	766,224,549	583,891,059
수원시 팔달구	198,883	4,433,362	45,666,499	455,273,526	350,844,424
수원시 영통구	356,700	6,951,256	67,634,958	619,043,233	461,641,252
성남시 수정구	232,588	5,478,166	58,187,486	549,045,151	424,205,263
성남시 중원구	204,335	4,932,881	52,592,973	498,508,877	384,131,985
성남시 분당구	458,067	9,265,338	101,931,017	900,834,467	675,873,397
의정부시	447,884	9,868,969	111,081,503	1,038,658,787	802,523,325
안양시 만안구	225,757	5,146,011	56,808,849	556,718,743	428,800,401
안양시 동안구	305,572	6,498,071	67,547,045	629,319,178	472,753,638
부천시	771,599	17,580,512	189,651,440	1,844,203,422	1,411,559,736

주 : 진료일 기준(의료이용은 약국제외, 요양급여일수, 진료비와 급여비는 약국포함)이며, 의료급여 포함

# 진료실적 현황 (계)

## Age and District (Total)

(단위 : 명, 일, 천원)  
Unit : Person, Day, 1,000Won

0 ~ 9세					Division
진료실인원수 Patients	입내원일수 Visit	요양급여일수 Reimbursed Days	진료비 Medical Expense	급여비 Benefit	
<b>508,015</b>	<b>15,349,581</b>	<b>66,355,650</b>	<b>789,581,515</b>	<b>637,193,975</b>	<b>Seoul</b>
5,939	148,091	670,782	9,554,680	7,922,077	Jongno-gu
6,103	173,258	768,852	9,194,834	7,437,583	Jung-gu
10,954	283,002	1,291,355	16,105,030	13,211,727	Yongsan-gu
16,753	524,954	2,244,815	25,686,365	20,571,338	Seongdong-gu
15,140	463,219	1,951,993	23,555,581	19,035,809	Gwangjin-gu
18,247	563,278	2,425,203	29,505,819	23,996,315	Dongdaemun-gu
18,961	610,093	2,583,990	31,042,274	25,387,580	Jungnang-gu
23,672	707,003	3,157,244	36,993,209	29,742,547	Seongbuk-gu
11,323	335,363	1,450,277	17,182,815	13,916,453	Gangbuk-gu
13,862	399,173	1,770,189	19,177,978	15,365,362	Dobong-gu
25,941	818,426	3,567,823	40,658,621	32,958,044	Nowon-gu
23,759	773,033	3,311,806	39,938,254	32,672,444	Eunpyeong-gu
17,294	516,929	2,338,217	26,557,130	21,373,240	Seodaemun-gu
20,241	594,105	2,644,013	29,457,473	23,400,887	Mapo-gu
24,747	746,432	3,137,596	37,943,394	30,174,431	Yangcheon-gu
30,767	979,006	4,103,704	50,161,639	40,636,281	Gangseo-gu
23,019	736,511	3,045,100	38,258,703	31,106,544	Guro-gu
10,508	336,916	1,395,479	17,400,612	14,335,594	Geumcheon-gu
22,781	718,628	3,010,574	38,119,839	30,943,054	Yeongdeungpo-gu
19,553	575,734	2,476,781	31,742,407	25,814,791	Dongjak-gu
16,322	521,596	2,194,653	28,936,938	23,930,851	Gwanak-gu
27,067	736,716	3,218,571	38,671,255	30,672,639	Seocho-gu
32,508	849,940	3,853,805	47,112,958	37,598,727	Gangnam-gu
42,239	1,274,388	5,573,737	60,991,556	48,469,920	Songpa-gu
30,315	963,787	4,169,091	45,632,149	36,519,737	Gangdong-gu
<b>205,038</b>	<b>6,289,774</b>	<b>26,884,714</b>	<b>323,754,315</b>	<b>261,622,911</b>	<b>Incheon</b>
12,100	356,547	1,508,167	19,194,015	15,759,760	Jung-gu
2,873	76,610	379,158	4,454,305	3,569,157	Dong-gu
23,834	748,755	3,177,063	39,962,808	32,566,223	Michuhol-gu
34,818	1,004,579	4,352,473	49,941,544	39,830,510	Yeonsu-gu
30,029	960,396	3,872,803	46,816,057	37,603,442	Namdong-gu
29,249	891,190	3,831,585	46,131,667	37,139,652	Bupyeong-gu
13,681	437,864	1,843,761	22,561,104	18,287,390	Gyeyang-gu
55,067	1,725,666	7,494,619	89,256,528	72,325,479	Seo-gu
2,706	73,444	356,319	4,447,620	3,705,458	Ganghwa-gun
681	14,723	68,766	988,667	835,839	Ongjin-gun
<b>995,105</b>	<b>30,650,581</b>	<b>132,330,546</b>	<b>1,557,997,743</b>	<b>1,257,218,371</b>	<b>Gyeonggi</b>
15,205	479,290	2,065,338	22,379,151	17,874,024	Jangan-gu
25,784	864,251	3,556,249	42,002,025	33,789,425	Gwonseon-gu
12,120	401,105	1,681,463	20,113,348	16,426,980	Paldal-gu
30,324	946,373	4,075,875	45,299,821	36,132,005	Yongtong-gu
14,263	470,303	2,027,391	23,452,470	19,068,644	Sujeong-gu
11,956	408,523	1,766,996	20,032,499	16,301,666	Jungwon-gu
32,907	885,192	4,032,501	45,504,772	36,251,783	Bundang-gu
29,962	871,614	4,000,284	47,031,303	38,426,799	Uijeongbu-si
13,283	430,393	1,791,350	24,347,563	20,190,686	Manan-gu
21,930	709,557	2,943,709	33,840,499	27,069,921	Dongan-gu
46,288	1,455,675	6,120,615	71,551,823	57,822,812	Bucheon-si

Note : Based on the Treatments(excluding pharmacy from Medical Service Use, including pharmacy in Treatment Days/Medical Expense /Benefit Amount) including Medical aid

제 4-1 표  
Table 4-1

시·군·구별 연령별  
Medical Treatment Activities by

구 분	계				
	진료실인원수 Patients	입내원일수 Visit	요양급여일수 Reimbursed Days	진료비 Medical Expense	급여비 Benefit
광 명 시	274,429	6,292,608	65,458,324	638,724,733	485,958,356
평택 시	590,085	11,813,084	125,330,747	1,211,228,763	921,183,692
동두천 시	85,411	2,139,383	23,866,113	235,608,802	186,003,255
안산시상록구	330,893	6,910,749	73,609,122	732,682,884	562,296,533
안산시단원구	326,151	6,792,524	68,794,201	712,490,297	544,348,962
고양시덕양구	479,906	10,680,607	115,373,268	1,108,152,520	853,332,266
고양시일산동구	281,304	5,802,301	65,985,612	607,937,038	465,169,408
고양시일산서구	275,945	5,859,784	65,335,910	588,103,536	447,239,571
과천시	79,167	1,620,200	15,748,151	149,379,854	111,587,114
구리시	180,657	4,105,480	44,584,246	418,025,445	320,362,082
남양주시	707,424	15,268,038	167,688,178	1,603,400,664	1,227,951,997
오산시	231,192	4,496,731	46,762,647	451,546,605	343,989,876
시흥시	536,380	10,977,950	110,661,285	1,149,159,159	876,980,074
군포시	256,318	5,626,247	60,298,786	573,923,868	440,496,609
의왕시	155,134	3,330,515	35,970,624	337,065,018	255,138,424
하남시	321,075	7,181,488	71,021,157	687,727,559	520,319,620
용인시처인구	259,863	5,309,519	60,811,089	587,964,259	446,075,646
용인시기흥구	422,449	8,420,710	94,877,123	850,669,380	640,296,602
용인시수지구	364,675	7,423,507	79,446,913	696,911,391	519,313,572
파주시	488,326	10,336,642	112,211,014	1,094,275,016	845,435,072
이천시	218,524	4,423,864	50,139,203	461,014,188	353,316,505
안성시	194,233	4,151,736	47,412,123	450,763,560	344,516,641
김포시	483,726	10,106,435	105,329,122	1,054,608,397	807,044,165
화성시	959,796	18,307,872	184,661,946	1,780,347,262	1,345,046,636
광주시	384,314	7,813,893	90,927,390	822,603,807	622,757,891
양주시	263,380	5,646,081	62,228,855	588,886,893	454,751,717
포천시	145,021	3,138,992	40,227,262	368,272,858	285,772,515
여주시	111,849	2,640,148	30,405,069	282,924,384	218,745,341
연천군	40,581	981,896	12,667,514	114,325,593	89,380,974
가평군	60,752	1,490,029	18,567,607	173,043,017	135,834,172
양평군	120,284	2,822,177	35,944,599	327,818,630	252,712,569
<b>강원</b>	<b>1,475,707</b>	<b>32,409,771</b>	<b>401,481,746</b>	<b>3,637,982,586</b>	<b>2,815,468,693</b>
춘천시	276,655	6,025,600	71,288,527	660,112,428	517,552,004
원주시	348,852	7,290,930	83,682,268	779,703,236	599,235,122
강릉시	201,376	4,120,266	54,764,771	478,178,379	369,008,985
동해시	85,578	1,991,854	23,375,255	209,429,237	161,949,314
태백시	37,317	950,055	11,741,347	105,364,740	81,598,493
속초시	78,591	1,759,273	20,751,934	191,765,248	149,368,183
삼척시	60,847	1,453,759	17,954,787	169,172,750	131,108,300
홍천군	65,211	1,537,708	20,300,536	181,020,152	139,956,892
횡성군	45,300	1,080,246	14,438,277	131,646,046	100,755,187
영월군	36,123	860,369	11,874,592	106,264,920	81,869,416
평창군	39,399	855,228	12,560,198	105,682,021	80,648,348
정선군	32,831	721,715	10,181,644	88,843,600	68,018,318
철원군	40,098	921,450	11,394,145	102,139,849	79,145,974
화천군	22,279	486,749	6,411,392	56,559,986	44,066,501
양구군	20,473	444,027	5,701,276	50,420,339	39,358,381
인제군	30,946	645,484	8,126,774	72,753,070	56,261,176
고성군	26,847	653,566	8,372,698	75,046,311	58,211,400
양양군	26,984	611,492	8,561,325	73,880,274	57,356,699

주 : 진료일 기준(의료이용은 약국제외, 요양급여일수, 진료비와 급여비는 약국포함)이며, 의료급여 포함

# 진료실적 현황 (계) <계속> Age and District (Total) <Cont'd>

(단위 : 명, 일, 천원)  
Unit : Person, Day, 1,000Won

0 ~ 9세					Division
진료실인원수 Patients	입내원일수 Visit	요양급여일수 Reimbursed Days	진료비 Medical Expense	급여비 Benefit	
18,552	602,948	2,529,733	30,397,479	24,359,239	Gwangmyeong-si
49,330	1,495,058	6,555,704	80,474,019	65,114,084	Pyeongtaek-si
4,496	136,687	572,003	6,706,711	5,386,447	Dongducheon-si
18,728	533,392	2,284,693	26,644,336	21,304,748	Sangnok-gu
20,755	632,990	2,677,242	32,550,355	26,427,797	Danwon-gu
35,473	1,164,076	4,915,755	60,432,146	49,479,323	Deogyang-gu
16,732	491,190	2,134,677	25,924,178	21,026,968	Ilsandong-gu
17,038	509,815	2,172,488	24,870,672	19,855,299	Ilsanseo-gu
7,868	227,042	942,062	11,795,768	9,588,182	Gwacheon-si
11,693	387,084	1,644,643	18,528,594	14,959,922	Guri-si
53,585	1,590,011	6,867,011	77,336,666	61,969,420	Namyangju-si
18,703	611,537	2,640,469	33,436,654	26,706,422	Osan-si
45,964	1,487,669	6,191,740	72,870,016	58,659,363	Siheung-si
15,454	487,000	1,993,743	24,360,631	19,748,848	Gunpo-si
11,457	350,264	1,492,062	17,338,653	14,026,352	Uiwang-si
30,300	978,597	4,223,798	44,729,716	35,594,083	Hanam-si
17,363	515,447	2,326,579	29,243,975	23,636,286	Cheoin-gu
32,043	922,446	4,071,578	48,381,386	39,021,305	Giheung-gu
30,536	900,846	4,010,852	42,041,784	33,170,025	Suji-gu
39,923	1,203,302	5,164,237	64,051,801	51,840,000	Paju-si
15,477	415,873	1,886,594	21,125,537	17,128,430	Icheon-si
11,905	350,387	1,473,373	19,094,759	15,539,041	Anseong-si
45,851	1,517,221	6,583,889	82,913,019	67,646,100	Gimpo-si
96,792	3,031,961	13,196,968	152,930,065	122,881,681	Hwaseong-si
29,711	862,254	3,877,282	46,536,335	37,710,463	Gwangju-si
21,594	670,793	2,850,656	34,330,788	27,944,335	Yangju-si
6,730	176,922	792,665	10,433,608	8,617,193	Pocheon-si
6,119	200,909	923,680	9,433,210	7,611,226	Yeoju-si
2,040	56,005	252,450	2,803,410	2,260,496	Yeoncheon-gun
2,673	62,559	286,461	3,165,565	2,560,695	Gapyeong-gun
6,198	156,020	733,688	7,560,633	6,089,852	Yangpyeong-gun
<b>89,704</b>	<b>2,388,142</b>	<b>10,682,595</b>	<b>126,327,876</b>	<b>102,996,525</b>	<b>Gangwon</b>
18,744	504,676	2,372,988	28,494,642	23,464,299	Chuncheon-si
25,372	744,928	3,215,325	36,771,142	29,699,909	Wonju-si
11,261	260,940	1,161,078	14,071,032	11,515,511	Gangneung-si
5,368	130,623	587,445	6,872,493	5,549,955	Donghae-si
1,802	46,196	186,791	2,419,596	1,950,381	Taebaek-si
4,981	145,762	579,404	6,536,912	5,253,047	Sokcho-si
3,156	86,173	417,395	4,913,791	4,030,570	Samcheok-si
3,103	75,160	363,736	4,511,449	3,740,318	Hongcheon-gun
1,826	45,005	201,018	2,785,468	2,333,599	Hoengseong-gun
1,384	31,644	145,044	1,974,234	1,614,604	Yeongwol-gun
1,362	27,251	128,432	1,534,730	1,247,616	Pyeongchang-gun
1,298	27,166	118,596	1,774,682	1,490,414	Jeongseon-gun
2,621	66,747	332,533	3,595,114	2,923,869	Cheorwon-gun
1,433	36,584	175,552	2,003,609	1,645,693	Hwacheon-gun
1,439	44,137	196,529	2,361,851	1,929,513	Yanggu-gun
2,268	56,770	254,673	3,042,062	2,493,508	Inje-gun
1,251	34,324	143,059	1,548,998	1,224,411	Goseong-gun
1,035	24,056	102,997	1,116,070	889,308	Yangyang-gun

Note : Based on the Treatments(excluding pharmacy from Medical Service Use, including pharmacy in Treatment Days/Medical Expense /Benefit Amount) including Medical aid

제 4-1 표  
Table 4-1

시·군·구별 연령별  
Medical Treatment Activities by

구 분	10 ~ 19세				
	진료실인원수 Patients	입내원일수 Visit	요양급여일수 Reimbursed Days	진료비 Medical Expense	급여비 Benefit
서울	703,622	10,324,677	49,448,597	627,621,920	454,255,388
종로구	9,324	124,353	630,515	7,797,093	5,621,860
중구	6,040	83,409	395,964	5,958,358	4,431,616
용산구	12,767	172,439	844,274	10,783,977	7,812,025
성동구	16,956	249,645	1,186,362	15,656,664	11,272,505
광진구	22,893	336,066	1,574,758	19,013,719	13,556,949
동대문구	21,796	310,572	1,462,453	19,007,517	13,728,496
중랑구	22,997	343,356	1,595,135	21,842,516	16,352,402
성북구	33,643	472,844	2,298,317	28,879,087	21,004,659
강북구	18,311	265,835	1,261,905	15,530,425	11,513,813
도봉구	21,286	300,748	1,426,236	16,676,626	12,226,560
노원구	45,512	654,214	3,196,588	38,104,332	27,809,386
은평구	34,108	515,727	2,429,327	31,712,268	23,384,983
서대문구	21,144	310,402	1,498,787	19,235,857	13,829,513
마포구	25,356	362,766	1,757,516	21,421,347	15,196,991
양천구	46,166	698,525	3,237,919	40,689,077	29,098,352
강서구	40,126	587,082	2,725,032	34,450,250	24,832,066
구로구	27,567	396,657	1,813,554	23,537,846	17,151,674
금천구	12,777	178,214	860,540	12,980,995	9,969,768
영등포구	22,408	325,041	1,521,242	20,552,617	15,091,940
동작구	24,697	355,996	1,703,192	23,147,328	16,671,257
관악구	23,817	340,958	1,615,694	20,723,959	15,174,306
서초구	42,409	635,590	3,120,679	38,859,036	27,536,545
강남구	59,157	891,833	4,507,324	56,001,548	39,601,119
송파구	54,928	842,647	4,099,353	51,955,731	37,506,808
강동구	37,437	569,758	2,685,931	33,103,748	23,879,797
인천	265,979	3,759,638	17,036,634	220,708,122	161,345,660
중구	14,161	180,636	832,104	10,757,882	7,786,563
동구	4,436	59,235	288,267	3,931,223	2,926,440
미추홀구	30,444	431,768	1,960,334	25,248,574	18,641,927
연수구	44,525	623,676	2,833,272	37,602,252	27,180,963
남동구	45,278	663,900	2,877,381	36,937,799	26,995,952
부평구	38,560	561,728	2,574,493	33,052,237	24,188,702
계양구	22,112	324,095	1,496,604	18,777,029	13,847,641
서구	61,464	855,441	3,878,361	50,604,177	36,978,255
강화군	4,059	49,617	247,020	3,100,465	2,286,691
옹진군	940	9,542	48,798	696,485	512,527
경기	1,287,040	18,633,222	85,214,557	1,078,211,778	781,060,960
수원시 장안구	25,543	382,523	1,710,191	20,908,214	15,078,536
수원시 권선구	31,635	473,256	2,085,900	26,799,071	19,346,229
수원시 팔달구	13,833	208,292	940,041	12,249,155	8,924,588
수원시 영통구	39,858	619,181	2,825,631	33,611,702	23,828,996
성남시 수정구	15,926	242,358	1,110,965	13,793,164	9,966,418
성남시 중원구	14,316	217,881	1,010,168	12,404,464	9,057,159
성남시 분당구	49,815	752,251	3,831,767	43,978,369	31,189,564
의정부시	39,125	549,262	2,548,365	31,064,312	22,836,735
안양시 만안구	16,064	225,663	1,055,951	13,710,163	10,085,927
안양시 동안구	30,985	469,963	2,120,056	26,708,902	18,971,733
부천시	63,043	932,403	4,120,325	54,164,659	39,499,348

주 : 진료일 기준(의료이용은 약국제외, 요양급여일수, 진료비와 급여비는 약국포함)이며, 의료급여 포함

# 진료실적 현황 (계) <계속> Age and District (Total) <Cont'd>

(단위 : 명, 일, 천원)  
Unit : Person, Day, 1,000Won

20 ~ 29세					Division
진료실인원수 Patients	입내원일수 Visit	요양급여일수 Reimbursed Days	진료비 Medical Expense	급여비 Benefit	
<b>1,315,402</b>	<b>15,159,413</b>	<b>89,126,673</b>	<b>1,192,480,762</b>	<b>858,921,475</b>	<b>Seoul</b>
22,842	246,184	1,501,443	19,453,069	13,852,796	Jongno-gu
18,616	207,337	1,197,487	17,151,477	12,421,234	Jung-gu
28,946	329,814	1,998,542	26,825,254	19,393,125	Yongsan-gu
40,293	464,981	2,736,519	37,620,005	26,988,334	Seongdong-gu
58,542	659,034	3,768,607	50,756,521	36,207,560	Gwangjin-gu
58,698	636,124	3,715,689	49,950,363	35,641,757	Dongdaemun-gu
47,400	564,132	3,289,015	43,805,539	31,669,068	Jungnang-gu
63,711	698,141	4,099,174	53,622,267	38,482,817	Seongbuk-gu
36,427	413,350	2,431,161	32,499,296	23,765,408	Gangbuk-gu
35,098	397,923	2,384,372	29,230,201	21,126,817	Dobong-gu
62,751	703,621	4,227,103	53,879,266	39,153,811	Nowon-gu
58,001	688,746	4,041,600	53,526,827	38,735,816	Eunpyeong-gu
49,097	552,294	3,280,773	41,926,406	29,879,530	Seodaemun-gu
58,151	675,133	3,946,279	52,127,397	37,349,889	Mapo-gu
49,346	579,106	3,401,780	45,479,057	32,816,967	Yangcheon-gu
75,143	895,755	5,122,879	71,025,158	51,405,978	Gangseo-gu
48,647	550,710	3,173,565	43,953,653	31,731,459	Guro-gu
33,865	378,222	2,245,041	30,503,601	22,037,437	Geumcheon-gu
55,924	648,875	3,735,044	51,785,604	37,295,005	Yeongdeungpo-gu
61,954	710,999	4,161,982	55,146,146	39,413,034	Dongjak-gu
103,932	1,193,156	6,888,140	96,259,586	69,639,505	Gwanak-gu
47,690	577,697	3,505,682	46,090,557	33,117,075	Seocho-gu
66,358	792,738	4,856,749	63,196,045	45,050,272	Gangnam-gu
80,584	955,328	5,702,574	75,353,867	54,375,707	Songpa-gu
53,386	640,013	3,715,473	51,313,599	37,371,074	Gangdong-gu
<b>346,488</b>	<b>3,768,806</b>	<b>21,904,327</b>	<b>308,789,422</b>	<b>224,694,281</b>	<b>Incheon</b>
19,354	200,066	1,162,194	16,245,582	11,741,951	Jung-gu
5,682	61,511	367,383	5,123,887	3,694,022	Dong-gu
49,244	533,586	3,084,958	44,044,944	32,101,173	Michuhol-gu
45,876	487,664	2,793,698	39,552,274	28,498,928	Yeonsu-gu
57,638	638,380	3,634,994	53,368,610	39,121,186	Namdong-gu
58,673	655,174	3,833,855	52,503,401	38,053,610	Bupyeong-gu
33,763	373,970	2,199,133	29,706,021	21,709,715	Gyeyang-gu
69,771	755,751	4,443,476	62,780,828	45,784,800	Seo-gu
4,234	43,736	278,390	3,819,463	2,806,347	Ganghwa-gun
2,253	18,968	106,246	1,644,414	1,182,549	Ongjin-gun
<b>1,616,541</b>	<b>17,426,024</b>	<b>103,628,647</b>	<b>1,417,907,087</b>	<b>1,029,794,477</b>	<b>Gyeonggi</b>
38,934	414,424	2,437,537	31,396,946	22,603,722	Jangan-gu
47,331	526,879	3,114,588	44,746,973	32,838,037	Gwonseon-gu
28,888	324,073	1,907,876	26,236,709	18,932,925	Paldal-gu
53,354	589,261	3,548,823	44,980,194	32,378,421	Yongtong-gu
29,988	341,062	1,979,795	26,837,605	19,567,482	Sujeong-gu
25,597	293,864	1,711,271	23,245,937	17,019,960	Jungwon-gu
55,691	629,649	3,948,244	48,093,472	34,323,242	Bundang-gu
56,081	618,685	3,641,901	49,196,305	35,658,666	Uijeongbu-si
27,619	304,314	1,813,859	25,224,777	18,323,272	Manan-gu
36,621	415,636	2,396,294	32,585,026	23,523,306	Dongan-gu
93,521	1,038,352	6,121,275	83,166,413	60,190,226	Bucheon-si

Note : Based on the Treatments(excluding pharmacy from Medical Service Use, including pharmacy in Treatment Days/Medical Expense /Benefit Amount) including Medical aid

제 4-1 표  
Table 4-1

시·군·구별 연령별  
Medical Treatment Activities by

구 분	10 ~ 19세				
	진료실인원수 Patients	입내원일수 Visit	요양급여일수 Reimbursed Days	진료비 Medical Expense	급여비 Benefit
광 명 시	27,432	414,477	1,807,713	24,441,993	17,615,359
평택 시	55,120	758,368	3,396,795	44,310,404	32,151,192
동 두 천 시	7,468	104,035	471,986	5,976,769	4,451,259
안 산 시 상 록 구	29,759	409,166	1,823,136	22,533,127	16,264,754
안 산 시 단 원 구	27,276	373,268	1,652,328	22,030,786	16,038,086
고 양 시 덕 양 구	39,858	594,807	2,755,259	34,397,365	24,895,185
고 양 시 일 산 동 구	26,323	387,821	1,815,578	21,777,524	15,689,401
고 양 시 일 산 서 구	29,189	445,528	2,068,967	25,977,847	19,121,867
과 천 시	7,612	109,951	487,138	6,656,762	4,780,904
구 리 시	16,160	247,961	1,125,329	14,290,939	10,421,455
남 양 주 시	76,735	1,074,653	4,906,963	62,641,423	45,709,043
오 산 시	25,234	366,886	1,656,507	21,058,625	15,270,932
시 흥 시	51,407	723,856	3,171,418	42,965,472	31,168,763
군 포 시	23,290	333,086	1,488,255	18,862,108	13,707,632
의 왕 시	12,946	184,639	852,510	9,971,085	7,016,671
하 남 시	30,792	478,153	2,153,801	26,808,250	19,133,944
용 인 시 처 인 구	24,029	326,762	1,509,178	21,880,064	16,072,340
용 인 시 기 흥 구	48,198	694,381	3,327,074	39,900,733	28,454,666
용 인 시 수 지 구	43,846	686,003	3,234,886	38,273,895	27,168,668
파 주 시	50,275	719,250	3,294,815	42,098,966	30,862,568
이 천 시	21,212	266,548	1,253,602	15,754,975	11,503,084
안 성 시	17,370	236,839	1,071,617	12,951,108	9,256,300
김 포 시	51,720	784,326	3,486,556	48,081,792	35,500,973
화 성 시	108,518	1,552,709	7,109,470	90,308,230	65,072,885
광 주 시	33,842	468,259	2,199,432	27,728,274	20,160,222
양 주 시	26,075	369,715	1,657,078	21,348,836	15,743,572
포 천 시	10,171	125,661	581,094	7,520,324	5,594,553
여 주 시	8,923	124,402	548,098	6,807,832	5,053,227
연 천 군	2,708	33,400	161,395	1,760,740	1,275,265
가 평 군	4,083	50,447	229,493	2,865,979	2,110,467
양 평 군	9,326	114,832	557,726	6,837,377	5,010,489
<b>강 원</b>	<b>123,622</b>	<b>1,437,468</b>	<b>7,029,989</b>	<b>85,839,031</b>	<b>62,113,943</b>
춘 천 시	25,049	299,414	1,542,201	18,277,346	13,344,642
원 주 시	33,499	420,295	2,027,283	25,382,724	18,235,813
강 릉 시	16,624	181,933	869,248	10,499,432	7,573,833
동 해 시	7,961	93,482	418,919	5,741,365	4,232,252
태 백 시	3,239	36,076	159,859	2,025,795	1,478,299
속 초 시	6,441	70,653	326,211	4,083,282	2,952,513
삼 척 시	4,580	47,385	236,886	2,968,783	2,164,656
흥 천 군	4,308	49,339	248,697	2,878,224	2,073,081
횡 성 군	3,174	36,939	182,474	2,245,632	1,592,969
영 월 군	2,433	25,148	139,340	1,711,777	1,241,531
평 창 군	2,470	23,925	126,502	1,421,922	1,012,170
정 선 군	2,107	19,515	97,280	1,148,638	809,262
철 원 군	3,117	35,837	174,196	1,991,575	1,445,475
화 천 군	1,545	17,368	92,165	942,502	682,356
양 구 군	1,762	22,003	108,312	1,190,923	850,489
인 제 군	2,206	23,875	118,861	1,392,971	1,001,909
고 성 군	1,528	16,660	79,535	859,895	614,705
양 양 군	1,579	17,621	82,020	1,076,245	807,988

주 : 진료일 기준(의료이용은 약국제외, 요양급여일수, 진료비와 급여비는 약국포함)이며, 의료급여 포함



# 진료실적 현황 (계) <계속> Age and District (Total) <Cont'd>

(단위 : 명, 일, 천원)  
Unit : Person, Day, 1,000Won

20 ~ 29세						Division
진료실인원수 Patients	입내원일수 Visit	요양급여일수 Reimbursed Days	진료비 Medical Expense	급여비 Benefit		
31,317	359,384	2,063,132	28,159,618	20,339,910		Gwangmyeong-si
74,336	767,939	4,471,295	64,211,094	46,566,241		Pyeongtaek-si
9,083	98,898	572,616	8,984,801	6,765,103		Dongducheon-si
48,631	502,802	3,006,664	42,103,427	30,546,348		Sangnok-gu
43,572	447,529	2,572,223	38,220,716	27,723,418		Danwon-gu
55,132	612,992	3,617,233	49,702,836	36,220,948		Deogyang-gu
36,506	387,076	2,402,854	31,070,936	22,549,497		Ilsandong-gu
34,121	375,766	2,274,082	29,619,607	21,500,468		Ilsanseo-gu
8,962	101,650	583,607	7,568,873	5,382,995		Gwacheon-si
21,817	241,554	1,411,199	18,667,128	13,498,703		Guri-si
76,600	828,987	4,891,335	67,948,906	49,616,216		Namyangju-si
27,460	282,821	1,665,903	23,553,235	17,168,068		Osan-si
63,221	668,528	3,832,930	57,392,459	41,903,229		Siheung-si
31,623	356,933	2,048,658	27,643,255	20,093,575		Gunpo-si
18,582	206,345	1,227,762	16,067,730	11,550,397		Uiwang-si
34,273	410,370	2,342,545	33,086,019	24,142,671		Hanam-si
31,978	324,400	1,945,385	28,045,558	20,222,897		Cheoin-gu
52,059	549,987	3,487,825	45,197,560	32,818,275		Giheung-gu
42,292	457,251	2,830,229	34,556,409	24,793,478		Suji-gu
54,567	578,924	3,468,492	48,810,046	35,659,185		Paju-si
27,961	279,992	1,674,428	23,476,154	17,324,334		Icheon-si
22,862	229,926	1,346,846	18,756,849	13,503,914		Anseong-si
48,867	516,777	3,044,575	43,986,620	32,080,508		Gimpo-si
112,032	1,147,257	7,137,368	95,583,960	69,473,460		Hwaseong-si
40,207	428,598	2,594,593	35,745,513	26,082,931		Gwangju-si
28,587	303,892	1,743,772	24,945,669	18,131,508		Yangju-si
16,915	157,337	949,445	14,081,417	10,385,871		Pocheon-si
10,778	113,547	663,486	9,136,030	6,767,710		Yeoju-si
4,245	42,116	246,596	3,576,730	2,629,222		Yeoncheon-gun
5,276	52,449	310,977	4,238,304	3,072,003		Gapyeong-gun
9,054	97,798	579,129	8,059,271	5,922,134		Yangpyeong-gun
<b>152,698</b>	<b>1,493,976</b>	<b>9,005,326</b>	<b>127,647,785</b>	<b>94,004,625</b>		<b>Gangwon</b>
34,747	346,391	2,115,067	28,122,680	20,712,676		Chuncheon-si
39,637	403,278	2,467,144	35,036,726	25,707,775		Wonju-si
20,999	198,568	1,198,044	16,949,642	12,471,319		Gangneung-si
7,811	74,722	447,922	5,945,382	4,316,668		Donghae-si
2,817	28,532	173,988	2,483,526	1,816,621		Taebaek-si
7,596	74,067	441,182	6,548,924	4,794,981		Sokcho-si
6,137	58,460	339,660	5,003,634	3,688,240		Samcheok-si
5,318	52,935	317,379	4,963,621	3,750,496		Hongcheon-gun
3,024	30,390	189,017	2,792,370	2,065,268		Hoengseong-gun
2,565	25,401	155,244	2,200,348	1,631,504		Yeongwol-gun
2,749	24,340	156,283	2,271,473	1,714,055		Pyeongchang-gun
2,076	18,275	100,547	1,530,540	1,113,548		Jeongseon-gun
4,203	38,608	214,584	3,332,948	2,437,525		Cheorwon-gun
2,705	24,493	142,110	2,067,165	1,520,371		Hwacheon-gun
2,216	21,985	118,823	2,360,624	1,871,866		Yanggu-gun
3,547	31,286	174,686	2,454,134	1,769,509		Inje-gun
2,601	24,053	137,186	2,019,245	1,477,600		Goseong-gun
1,950	18,192	116,460	1,564,804	1,144,604		Yangyang-gun

Note : Based on the Treatments(excluding pharmacy from Medical Service Use, including pharmacy in Treatment Days/Medical Expense /Benefit Amount) including Medical aid

제 4-1 표  
Table 4-1

시·군·구별 연령별  
Medical Treatment Activities by

구 분	30 ~ 39세				
	진료실인원수 Patients	입내원일수 Visit	요양급여일수 Reimbursed Days	진료비 Medical Expense	급여비 Benefit
서울	1,381,752	19,995,978	132,322,342	1,795,817,652	1,314,699,305
종로구	19,560	264,173	1,802,253	23,978,924	17,424,022
중구	22,595	317,822	2,047,875	28,539,508	20,813,987
용산구	36,369	512,803	3,392,938	48,378,102	35,644,231
성동구	44,502	674,700	4,329,168	61,462,765	44,944,197
광진구	53,087	750,345	4,936,204	66,843,788	48,798,225
동대문구	47,808	679,697	4,574,379	61,168,825	44,775,980
중랑구	54,763	798,990	5,288,582	74,105,493	55,000,333
성북구	53,554	755,147	5,088,989	67,628,715	49,531,966
강북구	32,650	450,306	3,215,050	40,616,301	30,103,924
도봉구	35,084	486,888	3,372,715	42,516,139	31,225,466
노원구	57,476	843,574	5,717,980	75,536,905	56,136,708
은평구	62,704	928,960	6,106,825	82,341,067	60,536,189
서대문구	43,315	637,040	4,179,332	56,314,361	41,015,528
마포구	62,083	899,986	5,832,062	79,820,547	58,157,164
양천구	50,084	731,193	4,857,728	66,112,719	48,475,740
강서구	92,880	1,357,884	8,970,501	123,170,908	89,897,593
구로구	61,152	879,499	5,825,212	81,046,678	59,450,639
금천구	38,670	525,722	3,616,016	48,287,136	35,542,295
영등포구	71,575	1,034,438	6,602,311	93,909,525	68,733,775
동작구	57,114	833,696	5,452,924	74,690,394	54,562,358
관악구	84,109	1,156,054	7,787,042	102,987,240	75,470,798
서초구	55,508	839,600	5,488,537	74,646,434	54,177,414
강남구	79,519	1,175,691	7,896,284	104,174,756	75,413,004
송파구	100,135	1,483,361	9,634,832	129,513,425	94,361,024
강동구	65,456	978,409	6,306,603	88,026,994	64,506,747
인천	404,541	5,617,792	38,533,034	520,572,168	384,832,003
중구	24,241	321,196	2,160,986	29,609,765	21,885,557
동구	6,306	85,028	629,910	7,967,967	5,825,510
미추홀구	53,113	736,388	5,256,738	69,234,150	51,244,401
연수구	54,431	764,946	5,110,202	69,669,713	51,119,617
남동구	60,780	846,751	5,868,975	79,323,235	58,884,589
부평구	70,063	976,764	6,666,610	90,344,524	66,823,403
계양구	33,663	478,299	3,250,668	42,267,438	31,314,664
서구	95,698	1,324,029	8,917,590	123,243,743	91,004,730
강화군	4,581	64,939	506,251	6,983,552	5,288,385
옹진군	1,665	19,452	165,104	1,928,081	1,441,147
경기도	1,865,584	25,743,425	178,978,193	2,374,215,974	1,749,336,707
수원시 장안구	32,331	447,431	3,074,660	39,859,303	29,347,884
수원시 권선구	55,879	779,118	5,476,735	70,333,414	51,621,302
수원시 팔달구	32,294	454,912	3,131,755	42,738,533	31,641,557
수원시 영통구	59,925	867,494	6,096,297	74,779,605	54,464,702
성남시 수정구	34,687	497,328	3,379,876	43,969,955	32,248,523
성남시 중원구	30,776	441,975	3,019,690	40,600,197	30,147,810
성남시 분당구	63,680	916,717	6,293,778	80,607,755	58,739,817
의정부시	57,046	784,240	5,450,938	71,855,141	52,942,171
안양시 만안구	31,402	446,103	3,075,124	40,752,943	30,043,459
안양시 동안구	44,324	653,005	4,279,795	59,108,530	43,211,509
부천시	105,179	1,469,386	10,004,156	133,471,219	98,022,555

주 : 진료일 기준(의료이용은 약국제외, 요양급여일수, 진료비와 급여비는 약국포함)이며, 의료급여 포함

# 진료실적 현황 (계) <계속> Age and District (Total) <Cont'd>

(단위 : 명, 일, 천원)  
Unit : Person, Day, 1,000Won

40 ~ 49세					Division
진료실인원수 Patients	입내원일수 Visit	요양급여일수 Reimbursed Days	진료비 Medical Expense	급여비 Benefit	
<b>1,339,640</b>	<b>21,836,546</b>	<b>210,379,174</b>	<b>2,119,800,297</b>	<b>1,562,866,746</b>	<b>Seoul</b>
18,416	290,745	2,774,579	29,435,445	21,784,188	Jongno-gu
17,120	278,955	2,596,477	28,348,936	20,892,250	Jung-gu
29,506	470,061	4,435,814	46,147,720	33,930,315	Yongsan-gu
38,740	654,339	6,101,082	62,852,002	45,753,533	Seongdong-gu
45,121	731,731	7,002,621	71,243,696	52,325,146	Gwangjin-gu
45,708	748,486	7,351,100	74,003,719	54,640,738	Dongdaemun-gu
49,171	849,735	8,200,902	83,426,698	62,578,690	Jungnang-gu
59,277	955,122	9,547,244	93,717,490	68,989,016	Seongbuk-gu
36,387	616,806	6,191,334	62,132,215	47,072,590	Gangbuk-gu
39,062	636,407	6,405,179	60,988,109	45,773,084	Dobong-gu
70,420	1,150,695	11,410,014	111,158,768	83,471,600	Nowon-gu
65,118	1,089,509	10,464,923	103,985,620	76,891,255	Eunpyeong-gu
41,464	681,005	6,543,798	65,009,692	47,412,792	Seodaemun-gu
53,791	857,667	8,065,733	81,159,976	59,146,438	Mapo-gu
67,983	1,098,415	10,590,511	107,471,330	79,273,222	Yangcheon-gu
81,176	1,350,859	12,991,498	134,158,856	99,540,101	Gangseo-gu
57,418	918,947	8,955,609	93,380,968	69,130,247	Guro-gu
29,373	480,250	4,788,376	50,156,059	37,909,736	Geumcheon-gu
54,088	878,028	8,262,334	86,331,738	63,274,462	Yeongdeungpo-gu
50,933	816,102	7,845,992	80,025,851	58,655,086	Dongjak-gu
56,782	928,312	9,059,598	93,116,462	69,854,981	Gwanak-gu
68,555	1,092,142	10,332,259	100,988,660	72,666,637	Seocho-gu
94,104	1,489,109	14,570,833	139,731,606	100,813,567	Gangnam-gu
100,042	1,613,765	15,107,238	150,223,781	109,605,702	Songpa-gu
69,885	1,159,354	10,784,126	110,604,900	81,481,370	Gangdong-gu
<b>459,041</b>	<b>7,367,371</b>	<b>74,094,166</b>	<b>747,650,494</b>	<b>558,602,952</b>	<b>Incheon</b>
26,525	397,838	4,019,958	40,555,995	30,035,540	Jung-gu
8,429	136,165	1,448,936	14,006,036	10,368,594	Dong-gu
58,528	974,213	10,001,238	102,113,757	77,073,227	Michuhol-gu
67,690	1,029,021	10,179,480	101,640,921	74,519,420	Yeonsu-gu
76,663	1,291,560	12,712,015	132,600,264	99,815,518	Namdong-gu
69,991	1,153,245	11,519,855	115,507,815	86,657,168	Bupyeong-gu
37,273	629,579	6,225,537	62,071,754	46,783,152	Gyeyang-gu
105,460	1,618,624	16,493,914	164,455,772	122,215,783	Seo-gu
6,459	104,334	1,134,281	11,061,720	8,384,733	Ganghwa-gun
2,023	32,792	358,952	3,636,460	2,749,816	Ongjin-gun
<b>2,173,483</b>	<b>33,701,844</b>	<b>346,733,290</b>	<b>3,344,445,405</b>	<b>2,467,073,370</b>	<b>Gyeonggi</b>
38,944	617,385	6,298,094	60,825,099	45,182,043	Jangan-gu
57,226	902,468	9,303,638	88,354,845	65,133,641	Gwonseon-gu
28,081	461,672	4,591,324	46,546,362	34,768,759	Paldal-gu
63,439	989,274	10,377,175	89,781,066	65,152,289	Yongtong-gu
33,524	559,443	5,418,659	53,946,158	40,217,787	Sujeong-gu
29,095	481,469	4,817,363	46,453,466	34,642,890	Jungwon-gu
76,861	1,173,544	11,884,851	108,764,389	79,355,604	Bundang-gu
66,721	1,062,157	10,972,533	107,498,875	80,315,064	Uijeongbu-si
30,676	491,289	4,995,915	50,337,971	37,584,599	Manan-gu
48,306	756,155	7,437,054	71,684,915	52,224,749	Dongan-gu
113,478	1,833,907	18,307,276	183,539,833	136,229,735	Bucheon-si

Note : Based on the Treatments(excluding pharmacy from Medical Service Use, including pharmacy in Treatment Days/Medical Expense /Benefit Amount) including Medical aid

제 4-1 표  
Table 4-1

시·군·구별 연령별  
Medical Treatment Activities by

구 분	30 ~ 39세				
	진료실인원수 Patients	입내원일수 Visit	요양급여일수 Reimbursed Days	진료비 Medical Expense	급여비 Benefit
광 명 시	35,576	528,838	3,428,461	47,893,564	35,272,515
평택 시	93,532	1,222,046	8,680,397	115,889,278	85,481,517
동두천 시	8,372	114,093	793,316	10,912,521	8,107,112
안산시상록구	41,164	549,492	3,821,604	51,322,621	37,820,831
안산시단원구	48,092	625,527	4,189,061	59,169,454	43,504,860
고양시덕양구	69,709	1,006,632	6,764,899	93,931,141	69,165,677
고양시일산동구	35,257	480,596	3,410,431	44,426,582	32,579,466
고양시일산서구	31,841	437,727	3,044,067	39,442,250	28,922,688
과천시	11,671	174,150	1,052,990	15,198,062	11,061,534
구리시	22,692	324,233	2,169,181	29,757,146	22,014,835
남양주시	81,341	1,150,135	7,970,209	107,963,948	80,048,989
오산시	35,429	455,973	3,363,046	42,307,028	31,166,093
시흥시	81,764	1,116,164	7,606,099	106,045,277	78,134,123
군포시	34,755	494,745	3,362,197	44,299,635	32,786,295
의왕시	22,240	313,017	2,103,976	27,625,782	20,190,227
하남시	49,740	760,054	4,902,225	67,768,621	49,960,574
용인시처인구	32,632	411,140	3,017,633	40,725,523	29,932,378
용인시기흥구	50,301	689,906	4,944,461	62,923,438	46,122,432
용인시수지구	46,376	662,977	4,490,115	58,372,035	42,934,568
파주시	68,540	930,133	6,607,193	87,176,418	64,287,333
이천시	30,123	383,249	2,825,609	34,951,613	26,018,661
안성시	23,576	294,514	2,135,874	28,532,898	21,091,739
김포시	68,991	946,132	6,483,749	90,271,907	66,634,617
화성시	162,982	2,187,170	16,120,737	206,162,542	152,380,634
광주시	51,941	694,474	5,031,877	67,049,259	49,856,269
양주시	33,782	457,317	3,126,366	42,471,176	31,371,079
포천시	15,715	175,281	1,321,688	16,177,739	11,928,661
여주시	11,109	146,858	1,082,992	13,301,756	9,976,151
연천군	3,884	50,448	364,917	4,305,577	3,193,726
가평군	5,187	69,472	498,796	6,323,720	4,715,944
양평군	9,747	133,223	981,223	13,440,867	10,243,888
<b>강원</b>	<b>149,997</b>	<b>1,942,984</b>	<b>14,233,682</b>	<b>186,875,468</b>	<b>140,341,999</b>
춘천시	32,602	429,746	3,153,051	41,145,684	30,984,394
원주시	43,212	576,595	4,099,769	54,972,108	41,212,948
강릉시	19,035	233,699	1,782,367	23,813,493	17,886,779
동해시	7,837	103,098	749,928	9,609,372	7,238,204
태백시	2,668	36,721	271,250	3,193,266	2,416,486
속초시	8,377	103,878	732,064	9,459,457	6,950,753
삼척시	4,655	58,059	455,748	5,824,846	4,368,579
홍천군	5,215	67,077	486,777	6,402,243	4,830,907
횡성군	2,883	36,542	270,518	3,772,342	2,850,850
영월군	2,207	30,082	214,663	3,222,073	2,476,903
평창군	2,479	30,398	231,496	3,392,680	2,570,538
정선군	2,153	25,387	225,134	2,632,346	1,970,911
철원군	4,051	53,633	370,503	5,023,231	3,820,401
화천군	2,460	30,697	232,231	2,918,158	2,219,342
양구군	2,224	28,979	209,899	2,504,570	1,847,309
인제군	3,695	44,240	324,368	4,014,592	2,984,474
고성군	2,290	30,322	224,863	2,853,659	2,149,355
양양군	1,954	23,831	199,053	2,121,347	1,562,867

주 : 진료일 기준(의료이용은 약국제외, 요양급여일수, 진료비와 급여비는 약국포함)이며, 의료급여 포함

# 진료실적 현황 (계) <계속> Age and District (Total) <Cont'd>

(단위 : 명, 일, 천원)  
Unit : Person, Day, 1,000Won

40 ~ 49세						Division
진료실인원수 Patients	입내원일수 Visit	요양급여일수 Reimbursed Days	진료비 Medical Expense	급여비 Benefit		
44,394	726,568	7,041,150	70,691,790	51,988,332		Gwangmyeong-si
98,499	1,490,045	15,677,612	149,847,155	109,892,409		Pyeongtaek-si
11,275	189,666	1,958,149	19,567,620	14,927,369		Dongducheon-si
47,773	758,721	7,742,198	78,408,666	58,467,316		Sangnok-gu
49,376	765,781	7,595,860	77,425,031	57,073,976		Danwon-gu
74,534	1,196,433	11,875,055	118,508,932	87,454,222		Deogyang-gu
42,730	658,045	6,763,176	66,476,349	49,185,947		Ilсандong-gu
41,733	656,885	6,652,751	65,347,387	48,571,997		Ilсанseo-gu
12,028	179,134	1,631,881	15,974,201	11,463,781		Gwacheon-si
27,964	456,194	4,495,613	43,512,729	32,049,802		Guri-si
120,984	1,886,743	19,489,908	189,892,266	140,097,592		Namyangju-si
43,655	634,947	6,777,236	62,716,503	46,128,428		Osan-si
94,280	1,455,731	14,884,056	153,396,841	113,321,743		Siheung-si
37,658	599,218	5,908,391	57,188,926	42,192,157		Gunpo-si
21,733	335,502	3,289,906	32,122,694	23,497,486		Uiwang-si
58,387	960,930	9,033,260	92,465,001	67,839,032		Hanam-si
40,966	607,103	6,606,660	63,833,331	46,840,927		Cheoin-gu
73,414	1,086,785	11,621,682	105,064,361	76,437,636		Giheung-gu
66,179	994,407	10,133,868	92,461,499	67,213,175		Suji-gu
80,319	1,233,962	12,836,348	125,286,919	92,991,793		Paju-si
32,719	486,752	5,329,644	47,348,093	35,224,244		Icheon-si
29,121	444,798	4,671,737	44,567,425	32,864,758		Anseong-si
91,174	1,373,953	14,060,144	141,959,485	104,551,929		Gimpo-si
182,000	2,687,475	29,478,270	267,195,574	195,737,824		Hwaseong-si
65,264	972,252	10,563,032	98,697,299	72,727,726		Gwangju-si
42,065	649,718	6,790,537	65,747,703	48,784,971		Yangju-si
16,743	254,118	2,808,324	26,295,195	19,657,205		Pocheon-si
14,492	226,925	2,339,338	22,848,068	17,257,465		Yeoju-si
4,059	62,590	684,351	6,634,248	5,050,920		Yeoncheon-gun
6,918	111,084	1,197,996	11,391,012	8,726,030		Gapyeong-gun
14,696	230,616	2,391,275	23,840,124	18,048,022		Yangpyeong-gun
<b>194,193</b>	<b>2,928,154</b>	<b>31,855,753</b>	<b>297,965,161</b>	<b>224,012,353</b>		<b>Gangwon</b>
38,105	588,200	6,270,029	59,408,200	44,971,342		Chuncheon-si
52,170	790,572	8,304,373	79,884,215	59,767,655		Wonju-si
27,242	382,985	4,437,158	39,944,907	29,891,590		Gangneung-si
12,373	191,064	2,055,779	18,445,934	13,738,736		Donghae-si
5,079	77,737	873,671	8,687,685	6,660,534		Taebaek-si
10,702	167,045	1,752,962	18,274,138	13,949,844		Sokcho-si
7,293	103,331	1,207,337	10,427,689	7,674,860		Samcheok-si
6,755	106,687	1,114,762	10,937,723	8,333,555		Hongcheon-gun
4,301	64,059	696,903	6,038,597	4,468,884		Hoengseong-gun
3,713	55,336	623,614	6,180,629	4,689,644		Yeongwol-gun
4,182	60,750	696,347	6,145,655	4,575,119		Pyeongchang-gun
3,821	54,744	629,976	6,030,840	4,590,169		Jeongseon-gun
4,519	74,366	802,618	7,395,219	5,665,244		Cheorwon-gun
2,206	34,158	392,884	3,177,177	2,365,873		Hwacheon-gun
2,244	35,854	399,832	3,382,928	2,543,621		Yanggu-gun
3,655	54,493	610,469	5,230,062	3,888,123		Inje-gun
2,728	41,193	471,750	3,986,677	2,964,056		Goseong-gun
3,105	45,580	515,289	4,386,888	3,273,504		Yangyang-gun

Note : Based on the Treatments(excluding pharmacy from Medical Service Use, including pharmacy in Treatment Days/Medical Expense /Benefit Amount) including Medical aid

제 4-1 표  
Table 4-1

시·군·구별 연령별  
Medical Treatment Activities by

구 분	50 ~ 59세				
	진료실인원수 Patients	입내원일수 Visit	요양급여일수 Reimbursed Days	진료비 Medical Expense	급여비 Benefit
서울	1,445,209	30,576,518	387,802,729	3,224,408,147	2,443,174,644
종로구	23,150	467,738	5,975,766	51,894,992	39,289,098
중구	19,392	410,005	5,155,173	45,230,812	34,444,597
용산구	32,658	688,294	8,737,144	72,994,825	55,319,095
성동구	42,855	925,537	11,648,564	96,460,174	72,255,125
광진구	51,428	1,088,932	13,687,336	114,090,928	85,875,269
동대문구	49,969	1,094,551	13,854,506	119,849,194	91,711,878
중랑구	61,363	1,444,609	17,688,049	152,106,286	117,464,820
성북구	66,851	1,386,001	18,323,741	147,195,710	111,011,990
강북구	46,887	1,080,619	13,503,714	115,298,633	90,068,022
도봉구	51,144	1,102,767	14,026,461	115,714,301	88,902,394
노원구	82,094	1,769,733	22,664,872	186,506,317	144,211,343
은평구	73,584	1,624,625	20,326,890	172,634,774	132,003,151
서대문구	46,250	972,640	12,361,777	101,420,298	76,363,163
마포구	53,336	1,090,553	13,719,708	114,368,863	85,854,050
양천구	71,372	1,489,311	19,025,304	155,784,692	117,247,106
강서구	79,643	1,731,764	21,788,522	187,887,114	144,288,116
구로구	64,435	1,347,361	17,011,792	148,066,067	111,625,776
금천구	39,503	871,909	11,112,914	97,484,662	75,241,087
영등포구	58,647	1,213,569	15,357,098	129,169,231	97,073,671
동작구	55,023	1,139,615	14,467,563	119,818,032	89,575,186
관악구	63,172	1,356,407	16,790,832	146,203,301	112,453,363
서초구	63,168	1,212,013	16,040,202	120,177,467	87,427,554
강남구	83,674	1,628,021	21,489,760	166,977,299	123,461,190
송파구	97,407	1,967,567	24,895,763	195,071,502	144,626,493
강동구	68,204	1,472,377	18,149,278	152,002,674	115,381,105
인천	499,666	10,792,220	138,385,227	1,186,469,689	906,845,828
중구	23,603	461,213	6,050,157	52,792,971	40,375,334
동구	9,388	222,356	2,758,070	24,258,394	18,607,015
미추홀구	64,602	1,450,894	18,289,828	165,194,693	128,081,116
연수구	64,594	1,278,770	16,942,367	140,153,361	105,225,459
남동구	84,328	1,923,337	24,030,046	208,641,510	160,163,045
부평구	84,976	1,888,680	23,908,405	204,855,812	157,061,508
계양구	52,969	1,203,878	14,773,916	127,176,264	97,399,052
서구	101,475	2,085,365	27,770,709	229,106,908	173,454,018
강화군	10,570	217,900	2,964,223	26,601,033	20,605,520
옹진군	3,161	59,827	897,506	7,688,742	5,873,761
경기	2,286,388	45,912,329	614,999,227	4,994,841,434	3,762,205,204
수원시 장안구	48,228	989,054	12,855,255	102,618,130	77,488,898
수원시 권선구	61,584	1,271,689	16,866,771	137,394,079	103,773,096
수원시 팔달구	33,439	711,298	8,874,768	75,751,525	57,755,496
수원시 영통구	55,883	1,093,310	14,937,564	107,938,111	79,308,282
성남시 수정구	38,890	854,674	10,731,330	89,606,179	68,819,699
성남시 중원구	34,250	768,564	9,690,765	79,702,899	60,889,869
성남시 분당구	76,693	1,455,682	19,946,974	143,299,440	105,339,562
의정부시	78,478	1,637,131	21,860,947	179,941,202	137,383,146
안양시 만안구	39,671	837,749	10,861,468	95,194,290	72,743,189
안양시 동안구	52,628	1,046,663	13,735,046	106,337,903	78,636,864
부천시	136,952	2,956,615	38,212,888	326,383,864	246,923,498

주 : 진료일 기준(의료이용은 약국제외, 요양급여일수, 진료비와 급여비는 약국포함)이며, 의료급여 포함

# 진료실적 현황 (계) <계속> Age and District (Total) <Cont'd>

(단위 : 명, 일, 천원)  
Unit : Person, Day, 1,000Won

60 ~ 69세					Division
진료실인원수 Patients	입내원일수 Visit	요양급여일수 Reimbursed Days	진료비 Medical Expense	급여비 Benefit	
<b>1,319,663</b>	<b>40,464,073</b>	<b>558,735,152</b>	<b>4,673,192,177</b>	<b>3,609,769,798</b>	<b>Seoul</b>
20,747	591,332	8,336,434	72,497,618	55,711,666	Jongno-gu
19,161	572,583	7,935,673	69,765,031	54,116,120	Jung-gu
28,766	844,631	11,949,525	98,879,917	76,343,013	Yongsan-gu
38,237	1,181,363	16,272,969	137,626,344	105,903,065	Seongdong-gu
45,731	1,382,298	18,986,131	155,621,083	118,804,439	Gwangjin-gu
48,063	1,543,191	21,167,628	184,938,105	144,187,330	Dongdaemun-gu
62,090	2,076,398	27,449,969	237,598,774	186,439,905	Jungnang-gu
56,814	1,743,395	24,642,556	204,251,241	157,385,905	Seongbuk-gu
46,762	1,566,735	20,806,824	178,501,881	140,821,505	Gangbuk-gu
51,707	1,591,949	22,051,807	179,667,883	138,833,479	Dobong-gu
71,537	2,272,695	31,585,867	256,845,644	202,475,175	Nowon-gu
67,305	2,169,189	29,199,636	248,803,439	193,293,856	Eunpyeong-gu
40,616	1,231,921	17,193,818	141,552,197	108,363,840	Seodaemun-gu
41,796	1,235,916	17,304,584	141,179,132	108,186,110	Mapo-gu
61,562	1,892,106	26,366,200	218,808,522	168,248,054	Yangcheon-gu
79,792	2,580,128	34,959,805	302,613,148	237,241,773	Gangseo-gu
64,240	1,961,772	26,830,727	236,574,843	181,515,694	Guro-gu
39,792	1,246,382	17,383,076	153,377,744	120,011,122	Geumcheon-gu
54,972	1,597,057	22,472,900	192,019,620	147,436,769	Yeongdeungpo-gu
50,625	1,510,641	20,966,242	174,370,006	133,294,269	Dongjak-gu
61,056	1,937,306	25,870,538	224,207,436	174,950,735	Gwanak-gu
48,012	1,287,624	19,122,944	150,050,837	112,694,775	Seocho-gu
63,413	1,760,604	25,531,596	197,017,259	149,496,369	Gangnam-gu
88,996	2,589,238	35,897,837	283,033,553	214,105,930	Songpa-gu
67,871	2,097,619	28,449,866	233,390,921	179,908,900	Gangdong-gu
<b>440,706</b>	<b>13,873,816</b>	<b>188,055,844</b>	<b>1,670,305,102</b>	<b>1,301,698,492</b>	<b>Incheon</b>
19,651	575,886	7,986,487	74,393,701	58,243,427	Jung-gu
10,099	357,426	4,566,273	41,994,698	32,779,301	Dong-gu
62,045	2,056,892	27,087,735	249,884,466	196,621,366	Michuhol-gu
49,154	1,399,395	20,043,080	167,812,585	128,746,121	Yeonsu-gu
75,286	2,503,304	33,079,717	297,538,567	233,051,404	Namdong-gu
78,333	2,501,565	33,674,958	295,966,442	231,143,449	Bupyeong-gu
47,985	1,557,181	20,304,559	180,237,848	140,404,942	Gyeyang-gu
77,538	2,362,503	32,732,140	288,861,625	224,195,199	Seo-gu
15,884	435,887	6,640,385	56,574,977	43,520,193	Ganghwa-gun
4,731	123,777	1,940,510	17,040,195	12,993,089	Ongjin-gun
<b>1,849,460</b>	<b>53,284,757</b>	<b>773,625,767</b>	<b>6,455,961,928</b>	<b>4,960,229,081</b>	<b>Gyeonggi</b>
36,936	1,089,602	15,243,583	124,311,523	95,741,568	Jangan-gu
49,655	1,446,255	20,548,195	170,646,598	130,859,797	Gwonseon-gu
28,670	882,318	11,806,098	104,240,110	81,189,401	Paldal-gu
33,758	938,710	13,690,744	105,221,113	79,394,261	Yongtong-gu
37,229	1,184,832	16,005,574	134,598,213	105,120,198	Sujeong-gu
33,477	1,104,673	14,907,923	126,307,465	98,000,938	Jungwon-gu
56,342	1,505,849	22,977,430	170,231,668	128,876,420	Bundang-gu
66,214	1,995,196	28,757,838	239,897,731	186,600,834	Uijeongbu-si
38,538	1,154,366	16,094,570	140,433,442	108,519,108	Manan-gu
42,828	1,215,846	17,582,095	138,726,539	104,774,138	Dongan-gu
129,885	4,024,307	55,951,171	485,184,613	372,960,292	Bucheon-si

Note : Based on the Treatments(excluding pharmacy from Medical Service Use, including pharmacy in Treatment Days/Medical Expense /Benefit Amount) including Medical aid

제 4-1 표  
Table 4-1

시·군·구별 연령별  
Medical Treatment Activities by

구 분	50 ~ 59세				
	진료실인원수 Patients	입내원일수 Visit	요양급여일수 Reimbursed Days	진료비 Medical Expense	급여비 Benefit
광 명 시	47,434	998,221	12,655,922	105,885,498	79,378,269
평택 시	97,463	1,912,932	26,188,473	209,739,538	156,363,207
동두천 시	15,093	343,205	4,347,865	39,605,560	31,081,320
안산시상록구	65,787	1,357,718	17,728,907	154,073,390	116,805,287
안산시단원구	63,478	1,318,733	16,631,014	146,638,370	110,693,084
고양시덕양구	82,254	1,686,587	22,545,132	182,617,185	138,357,240
고양시일산동구	53,903	1,041,348	14,444,136	111,975,187	84,458,054
고양시일산서구	53,798	1,056,108	14,372,973	108,190,535	80,826,521
과천시	13,074	241,478	3,032,878	23,607,370	17,180,333
구리시	33,037	709,670	9,199,386	74,793,663	56,541,510
남양주시	121,453	2,427,826	32,774,902	271,462,222	204,783,609
오산시	37,047	706,952	9,685,370	79,306,156	60,054,938
시흥시	95,043	1,921,064	25,607,751	225,724,718	170,740,665
군포시	45,832	944,062	12,205,497	100,454,032	75,996,848
의왕시	27,299	548,504	7,207,697	58,443,413	43,744,112
하남시	46,778	970,155	12,339,742	101,316,674	75,389,040
용인시처인구	45,187	866,773	12,077,792	100,339,218	75,184,282
용인시기흥구	72,695	1,335,929	18,993,847	143,560,872	106,500,362
용인시수지구	59,252	1,107,419	15,193,721	111,442,881	81,908,335
파주시	80,046	1,588,720	21,791,070	178,412,660	135,697,995
이천시	35,532	693,635	9,697,284	74,600,843	56,515,987
안성시	32,924	656,535	8,738,589	73,020,512	55,217,249
김포시	71,381	1,392,135	19,041,376	158,182,425	118,942,630
화성시	140,294	2,625,763	36,755,938	289,259,524	215,407,657
광주시	66,131	1,255,896	18,010,241	138,851,819	103,748,926
양주시	43,935	876,545	12,017,224	98,478,903	75,031,595
포천시	27,037	538,103	7,628,320	61,915,460	47,535,846
여주시	19,483	395,379	5,165,992	42,550,968	32,488,850
연천군	6,244	129,385	1,823,482	14,639,156	11,262,642
가평군	10,500	230,808	3,033,007	25,206,019	19,761,238
양평군	20,278	412,312	5,489,923	46,379,040	35,545,973
<b>강원</b>	<b>248,750</b>	<b>4,912,241</b>	<b>67,655,272</b>	<b>545,388,125</b>	<b>418,453,029</b>
춘천시	44,559	914,995	12,306,768	98,760,651	76,712,474
원주시	59,457	1,173,180	15,717,176	128,611,402	97,766,577
강릉시	34,382	644,149	9,349,374	72,654,056	55,589,257
동해시	15,074	306,277	4,116,897	31,721,856	24,095,079
태백시	6,431	132,678	1,813,321	14,828,486	11,440,871
속초시	13,993	280,132	3,800,339	31,215,067	24,025,394
삼척시	10,283	206,146	2,832,913	23,161,944	17,854,967
홍천군	10,804	220,569	3,001,337	25,453,539	19,795,549
횡성군	7,766	154,140	2,109,640	18,012,598	13,637,516
영월군	6,435	125,145	1,744,227	14,429,203	11,045,190
평창군	7,261	127,179	1,912,151	14,656,399	11,085,308
정선군	5,845	101,158	1,526,547	11,780,194	8,996,002
철원군	6,265	129,670	1,738,349	14,535,443	11,275,104
화천군	3,434	69,229	1,002,998	8,269,796	6,424,404
양구군	3,084	59,762	866,374	7,150,788	5,536,215
인제군	4,628	91,671	1,323,805	10,270,897	7,858,955
고성군	4,398	90,891	1,196,514	9,943,796	7,641,537
양양군	4,651	85,270	1,296,542	9,932,008	7,672,632

주 : 진료일 기준(의료이용은 약국제외, 요양급여일수, 진료비와 급여비는 약국포함)이며, 의료급여 포함



# 진료실적 현황 (계) <계속> Age and District (Total) <Cont'd>

(단위 : 명, 일, 천원)  
Unit : Person, Day, 1,000Won

60 ~ 69세						Division
진료실인원수 Patients	입내원일수 Visit	요양급여일수 Reimbursed Days	진료비 Medical Expense	급여비 Benefit		
40,236	1,249,768	17,360,750	147,414,680	112,516,003		Gwangmyeong-si
69,919	1,965,054	29,139,758	248,219,612	191,184,517		Pyeongtaek-si
14,630	473,060	6,368,098	57,688,410	45,818,973		Dongducheon-si
48,462	1,393,782	19,467,900	170,765,626	131,742,903		Sangnok-gu
47,926	1,404,152	19,034,412	173,569,515	133,140,420		Danwon-gu
68,294	1,982,157	28,793,560	238,689,922	185,045,309		Deogyang-gu
40,418	1,094,835	16,727,884	130,006,932	100,083,620		Ilсандong-gu
38,618	1,064,315	16,012,182	123,522,165	94,525,329		Ilсанseo-gu
10,579	272,183	3,804,253	29,130,891	21,749,921		Gwacheon-si
27,650	827,141	11,954,539	99,170,960	76,762,588		Guri-si
96,862	2,851,461	41,637,874	355,449,001	273,888,598		Namyangju-si
26,107	721,824	10,645,045	90,053,888	69,420,870		Osan-si
66,598	1,901,989	27,219,858	248,295,435	190,629,687		Siheung-si
39,986	1,189,429	16,587,065	139,989,508	108,369,074		Gunpo-si
24,711	694,706	10,026,318	81,437,893	61,696,820		Uiwang-si
41,401	1,267,553	17,568,814	145,291,762	110,578,744		Hanam-si
38,206	1,044,847	15,912,218	133,622,929	101,716,386		Cheoin-gu
47,587	1,269,051	19,408,401	151,048,053	114,423,838		Giheung-gu
37,440	993,351	15,035,132	111,608,266	83,401,944		Suji-gu
61,630	1,767,887	26,499,156	225,107,228	175,325,947		Paju-si
31,273	881,869	13,199,982	106,192,788	81,659,531		Icheon-si
30,413	847,721	12,637,063	104,620,547	80,099,719		Anseong-si
58,986	1,640,357	24,532,057	210,577,887	161,660,447		Gimpo-si
94,697	2,538,867	38,608,714	322,354,522	245,354,176		Hwaseong-si
57,425	1,555,296	24,519,350	192,373,459	145,428,848		Gwangju-si
36,711	1,066,648	15,741,099	131,256,887	101,713,597		Yangju-si
29,036	807,971	12,486,147	104,104,016	80,701,963		Pocheon-si
21,546	613,189	8,763,237	73,445,242	56,747,789		Yeoju-si
8,507	242,845	3,703,269	31,462,685	24,576,613		Yeoncheon-gun
13,565	399,458	5,769,265	50,032,249	39,337,222		Gapyeong-gun
26,509	720,037	10,897,146	89,659,953	68,890,731		Yangpyeong-gun
<b>270,369</b>	<b>7,521,263</b>	<b>115,097,253</b>	<b>929,855,999</b>	<b>719,408,832</b>		<b>Gangwon</b>
43,548	1,265,823	19,023,788	152,724,899	120,125,202		Chuncheon-si
53,656	1,519,260	22,587,519	187,577,436	145,062,802		Wonju-si
36,473	952,770	15,333,509	120,518,762	92,918,590		Gangneung-si
15,038	464,792	6,607,172	53,617,605	41,587,739		Donghae-si
7,509	243,134	3,401,080	28,278,860	21,846,585		Taebaek-si
14,517	413,861	6,077,906	50,218,002	39,226,560		Sokcho-si
12,003	352,266	5,196,453	42,222,399	32,534,572		Samcheok-si
15,747	430,248	6,735,499	53,354,107	40,897,531		Hongcheon-gun
11,601	308,025	4,790,260	39,786,314	30,314,531		Hoengseong-gun
8,683	228,498	3,715,449	29,148,902	22,230,307		Yeongwol-gun
9,900	244,119	4,127,290	32,302,789	24,530,289		Pyeongchang-gun
7,922	197,354	3,245,041	25,573,589	19,385,089		Jeongseon-gun
7,583	203,414	3,186,590	25,403,894	19,569,760		Cheorwon-gun
4,264	111,271	1,812,101	14,193,928	10,979,272		Hwacheon-gun
3,921	102,838	1,732,341	13,032,095	10,130,133		Yanggu-gun
6,015	158,553	2,524,654	20,357,978	15,747,602		Inje-gun
5,881	163,469	2,474,402	20,623,216	15,980,310		Goseong-gun
6,108	161,568	2,526,199	20,921,223	16,341,957		Yangyang-gun

Note : Based on the Treatments(excluding pharmacy from Medical Service Use, including pharmacy in Treatment Days/Medical Expense /Benefit Amount) including Medical aid

제 4-1 표  
Table 4-1

시·군·구별 연령별  
Medical Treatment Activities by

구 분	70 ~ 79세				
	진료실인원수 Patients	입내원일수 Visit	요양급여일수 Reimbursed Days	진료비 Medical Expense	급여비 Benefit
서울	744,022	32,333,277	446,766,671	3,962,525,519	3,107,858,787
종로구	11,467	452,008	6,586,944	60,025,434	46,712,854
중구	10,763	463,389	6,447,324	58,656,069	46,323,334
용산구	15,493	629,560	9,147,766	79,378,754	61,885,601
성동구	20,511	911,264	12,479,987	109,148,499	84,884,900
광진구	23,791	1,011,987	13,978,692	121,931,513	94,189,357
동대문구	28,496	1,288,527	17,799,129	160,791,498	126,804,180
중랑구	33,398	1,592,402	20,684,991	189,598,342	150,763,370
성북구	33,558	1,471,084	20,625,230	181,920,206	142,401,009
강북구	29,800	1,386,755	18,324,736	164,003,750	130,696,798
도봉구	28,977	1,253,580	17,411,117	148,990,486	117,235,075
노원구	39,757	1,815,797	24,898,363	219,356,805	176,744,557
은평구	39,825	1,838,594	24,210,150	220,016,931	173,668,073
서대문구	23,727	1,044,256	14,308,852	127,374,356	99,084,454
마포구	23,796	1,022,616	14,093,213	125,229,879	97,770,822
양천구	32,451	1,418,032	19,453,105	175,823,051	137,940,679
강서구	43,818	1,945,840	26,692,364	242,302,782	192,778,517
구로구	36,107	1,579,221	21,109,379	198,284,077	154,996,261
금천구	20,172	880,101	12,320,439	113,106,139	89,750,758
영등포구	29,278	1,235,114	17,232,678	159,925,742	125,601,163
동작구	30,612	1,328,202	18,270,610	161,790,586	125,997,416
관악구	38,237	1,694,250	22,879,318	205,316,768	162,102,759
서초구	28,955	1,108,673	16,767,926	138,180,751	104,660,304
강남구	38,679	1,473,284	22,393,730	186,709,241	143,823,309
송파구	46,644	1,912,741	27,115,887	228,744,150	175,828,505
강동구	35,710	1,576,000	21,534,741	185,919,709	145,214,729
인천	200,940	9,078,832	120,144,446	1,165,654,647	927,433,430
중구	10,567	441,259	6,057,495	60,363,782	48,158,852
동구	6,594	341,738	4,117,123	42,472,975	33,742,505
미추홀구	33,559	1,548,754	20,379,500	198,459,475	157,826,386
연수구	18,003	769,215	10,444,391	99,734,758	78,558,599
남동구	35,336	1,677,460	21,634,133	211,506,620	169,235,178
부평구	35,630	1,647,229	21,462,142	205,571,425	163,990,846
계양구	17,645	833,039	10,599,383	102,150,072	81,601,010
서구	30,649	1,344,915	18,119,239	178,215,254	142,106,626
강화군	10,372	384,981	5,843,656	52,887,928	41,175,352
옹진군	2,585	90,242	1,487,384	14,292,358	11,038,077
경기도	862,335	35,438,323	510,612,770	4,577,878,779	3,585,875,558
수원시 장안구	17,193	759,936	10,109,394	94,318,234	74,503,538
수원시 권선구	20,642	880,375	12,126,547	111,225,727	87,457,072
수원시 팔달구	13,832	600,995	7,966,043	74,934,646	59,454,519
수원시 영통구	12,743	527,445	7,377,028	65,370,889	50,405,665
성남시 수정구	18,783	850,712	11,507,506	99,548,441	78,541,851
성남시 중원구	16,472	771,714	10,227,957	91,668,960	71,987,712
성남시 분당구	27,609	1,042,345	16,271,361	132,030,468	101,978,179
의정부시	33,565	1,416,764	20,521,552	181,219,213	143,600,340
안양시 만안구	18,337	768,476	10,710,871	98,477,670	77,240,481
안양시 동안구	17,665	729,498	10,372,964	90,470,474	70,029,265
부천시	54,326	2,369,958	32,471,482	298,892,285	234,435,480

주 : 진료일 기준(의료이용은 약국제외, 요양급여일수, 진료비와 급여비는 약국포함)이며, 의료급여 포함

# 진료실적 현황 (계) <계속> Age and District (Total) <Cont'd>

(단위 : 명, 일, 천원)  
Unit : Person, Day, 1,000Won

80세이상					Division
진료실인원수 Patients	입내원일수 Visit	요양급여일수 Reimbursed Days	진료비 Medical Expense	급여비 Benefit	
<b>404,828</b>	<b>20,322,253</b>	<b>267,810,955</b>	<b>2,840,589,980</b>	<b>2,251,839,636</b>	<b>Seoul</b>
7,963	369,224	5,128,603	54,765,682	42,658,860	Jongno-gu
6,801	334,150	4,405,853	49,382,139	39,303,556	Jung-gu
10,696	523,440	7,171,743	77,352,801	60,894,925	Yongsan-gu
12,142	614,327	8,017,942	86,451,119	68,080,970	Seongdong-gu
13,019	643,856	8,559,389	90,620,448	70,521,837	Gwangjin-gu
16,579	841,404	11,193,631	120,489,024	95,615,634	Dongdaemun-gu
17,581	922,390	11,711,737	125,125,036	101,127,691	Jungnang-gu
20,629	1,006,073	13,646,709	140,006,259	110,511,718	Seongbuk-gu
17,306	884,382	11,431,111	118,110,449	95,305,916	Gangbuk-gu
17,350	843,661	11,277,924	112,935,824	90,167,721	Dobong-gu
23,797	1,203,170	16,061,130	163,949,302	133,615,053	Nowon-gu
23,145	1,172,570	15,182,999	161,323,451	128,514,349	Eunpyeong-gu
15,708	806,001	10,454,342	110,308,750	86,742,195	Seodaemun-gu
15,485	753,780	10,106,028	106,123,921	82,975,045	Mapo-gu
15,641	800,609	10,257,387	111,859,701	88,902,915	Yangcheon-gu
21,684	1,127,846	14,312,012	154,431,244	124,697,041	Gangseo-gu
17,279	881,481	11,052,989	124,434,673	98,501,265	Guro-gu
9,887	498,352	6,469,544	70,808,842	57,383,053	Geumcheon-gu
16,277	804,988	10,805,093	119,193,037	93,870,950	Yeongdeungpo-gu
16,920	844,540	11,202,510	120,869,498	95,188,621	Dongjak-gu
19,815	993,826	12,907,868	136,198,163	109,203,366	Gwanak-gu
14,190	709,476	9,760,443	106,051,065	81,514,444	Seocho-gu
17,933	878,696	12,383,323	129,416,540	100,781,893	Gangnam-gu
21,043	1,047,366	13,811,833	142,862,115	110,707,063	Songpa-gu
15,958	816,645	10,498,812	107,520,898	85,053,554	Gangdong-gu
<b>117,127</b>	<b>5,942,326</b>	<b>73,720,200</b>	<b>838,989,463</b>	<b>677,365,977</b>	<b>Incheon</b>
5,913	293,831	3,596,317	42,888,571	34,611,400	Jung-gu
3,999	222,498	2,626,175	29,378,764	23,551,583	Dong-gu
19,487	1,002,939	12,414,098	144,297,833	116,634,557	Michuhol-gu
10,897	566,905	6,853,679	81,943,661	65,639,240	Yeonsu-gu
19,098	1,019,007	12,214,958	139,415,280	113,569,478	Namdong-gu
20,635	1,052,004	13,068,861	143,887,821	116,353,459	Bupyeong-gu
10,877	563,852	6,940,992	77,328,593	62,862,111	Gyeyang-gu
16,530	836,479	10,325,101	121,351,771	98,240,511	Seo-gu
7,991	320,037	4,725,894	48,309,276	37,951,068	Ganghwa-gun
1,700	64,774	954,125	10,187,893	7,952,569	Ongjin-gun
<b>519,935</b>	<b>24,712,114</b>	<b>328,094,915</b>	<b>3,488,313,856</b>	<b>2,764,873,514</b>	<b>Gyeonggi</b>
11,103	566,796	7,020,476	75,742,070	60,264,695	Jangan-gu
11,089	546,131	6,877,791	74,721,817	59,072,460	Gwonseon-gu
7,726	388,697	4,767,131	52,463,137	41,750,198	Paldal-gu
7,416	380,208	4,705,821	52,060,731	40,576,630	Yongtong-gu
9,298	477,454	6,026,390	63,292,966	50,654,660	Sujeong-gu
8,396	444,218	5,440,840	58,092,990	46,083,981	Jungwon-gu
18,469	904,109	12,744,111	128,324,133	99,819,226	Bundang-gu
20,692	933,920	13,327,145	130,954,705	104,759,569	Uijeongbu-si
10,167	487,658	6,409,741	68,239,926	54,069,680	Manan-gu
10,285	501,748	6,680,032	69,856,389	54,312,153	Dongan-gu
28,927	1,499,909	18,342,252	207,848,713	165,475,790	Bucheon-si

Note : Based on the Treatments(excluding pharmacy from Medical Service Use, including pharmacy in Treatment Days/Medical Expense /Benefit Amount) including Medical aid

제 4-1 표  
Table 4-1

시·군·구별 연령별  
Medical Treatment Activities by

구 분	70 ~ 79세				
	진료실인원수 Patients	입내원일수 Visit	요양급여일수 Reimbursed Days	진료비 Medical Expense	급여비 Benefit
광 명 시	19,012	857,904	11,689,457	107,434,237	83,938,985
평 택 시	31,549	1,293,973	18,716,322	169,418,481	132,515,000
동 두 천 시	8,670	378,081	5,001,510	46,749,809	37,547,257
안 산 시 상 록 구	18,530	791,875	10,560,783	102,987,252	81,654,165
안 산 시 단 원 구	16,519	734,897	9,157,448	95,352,074	75,522,204
고 양 시 덕 양 구	32,564	1,375,161	19,751,244	178,545,091	141,170,701
고 양 시 일 산 동 구	16,568	649,962	9,884,292	85,583,433	67,353,277
고 양 시 일 산 서 구	16,327	657,005	9,773,177	80,453,810	62,556,522
과 천 시	4,418	173,487	2,345,528	20,430,960	15,670,030
구 리 시	12,570	550,721	7,865,576	70,050,854	55,087,598
남 양 주 시	50,757	2,095,858	30,657,860	274,848,196	215,270,987
오 산 시	11,323	446,596	6,520,547	59,573,432	46,839,824
시 흥 시	24,198	1,004,753	13,881,972	139,841,065	110,435,207
군 포 시	16,778	700,583	9,700,306	88,787,561	70,061,920
의 왕 시	10,165	412,823	5,993,009	53,075,867	41,345,445
하 남 시	20,187	883,276	12,474,950	110,203,564	85,595,859
용 인 시 처 인 구	18,545	728,847	10,788,383	98,622,113	76,390,594
용 인 시 기 흥 구	28,485	1,071,350	17,073,313	137,661,031	105,731,152
용 인 시 수 지 구	24,184	931,364	14,427,322	111,797,891	84,775,107
파 주 시	31,334	1,271,336	18,826,301	172,735,459	137,279,727
이 천 시	14,718	578,367	8,621,740	78,322,876	61,398,798
안 성 시	15,584	621,113	9,116,897	83,237,340	65,014,376
김 포 시	30,304	1,192,300	17,727,823	164,238,527	128,765,610
화 성 시	40,024	1,538,053	22,973,356	208,392,227	161,934,097
광 주 시	26,468	1,006,617	15,779,440	134,469,954	103,898,052
양 주 시	18,976	750,332	11,224,805	98,507,544	77,944,564
포 천 시	13,306	514,469	7,901,282	70,303,957	55,484,703
여 주 시	11,566	456,094	6,495,996	58,116,832	45,499,798
연 천 군	4,972	192,569	2,985,488	25,650,509	20,318,048
가 평 군	7,490	299,294	4,300,153	39,270,778	31,103,121
양 평 군	15,077	561,045	8,733,785	75,059,047	58,138,727
<b>강 원</b>	<b>142,709</b>	<b>5,410,741</b>	<b>82,985,846</b>	<b>717,088,080</b>	<b>561,763,725</b>
춘 천 시	22,094	883,715	13,242,869	116,023,930	92,538,667
원 주 시	24,112	914,803	14,114,257	121,934,652	95,141,821
강 릉 시	20,997	740,334	12,099,184	101,137,014	79,168,146
동 해 시	8,601	364,450	5,038,113	44,641,819	35,129,729
태 백 시	4,925	209,616	3,057,382	25,944,638	20,175,617
속 초 시	7,273	292,855	4,160,591	36,997,888	29,434,216
삼 척 시	7,252	288,171	4,158,064	39,486,164	31,030,413
흥 천 군	7,906	296,555	4,528,578	40,223,634	31,373,157
횡 성 군	6,125	219,842	3,356,890	30,514,345	23,598,002
영 월 군	5,008	184,696	2,930,790	24,752,323	19,115,973
평 창 군	5,351	177,271	3,067,494	24,199,786	18,482,781
정 선 군	4,479	158,662	2,520,173	21,467,580	16,525,254
철 원 군	4,415	168,183	2,599,689	21,737,797	16,902,176
화 천 군	2,213	78,738	1,327,323	10,907,611	8,525,945
양 구 군	1,909	64,822	1,097,724	8,546,020	6,690,687
인 제 군	2,775	99,163	1,570,837	13,493,172	10,537,886
고 성 군	3,479	138,972	2,019,122	17,356,184	13,654,849
양 양 군	3,795	129,893	2,096,766	17,723,522	13,738,405

주 : 진료일 기준(의료이용은 약국제외, 요양급여일수, 진료비와 급여비는 약국포함)이며, 의료급여 포함

# 진료실적 현황 (계) <계속> Age and District (Total) <Cont'd>

(단위 : 명, 일, 천원)  
Unit : Person, Day, 1,000Won

80세이상						Division
진료실인원수 Patients	입내원일수 Visit	요양급여일수 Reimbursed Days	진료비 Medical Expense	급여비 Benefit		
10,476	554,500	6,882,006	76,405,876	60,549,745		Gwangmyeong-si
20,337	907,669	12,504,391	129,119,183	101,915,526		Pyeongtaek-si
6,324	301,658	3,780,570	39,416,600	31,918,416		Dongducheon-si
12,059	613,801	7,173,237	83,844,440	67,690,181		Sangnok-gu
9,157	489,647	5,284,613	67,533,995	54,225,117		Danwon-gu
22,088	1,061,762	14,355,131	151,327,903	121,543,660		Deogyang-gu
12,867	611,428	8,402,584	90,695,918	72,243,178		Ilсандong-gu
13,280	656,635	8,965,223	90,679,263	71,358,880		Ilсанseo-gu
2,955	141,125	1,867,814	19,016,968	14,709,436		Gwacheon-si
7,074	360,922	4,718,780	49,253,433	39,025,669		Guri-si
29,107	1,362,364	18,492,116	195,858,035	156,567,541		Namyangju-si
6,234	269,195	3,808,524	39,541,082	31,234,300		Osan-si
13,905	698,196	8,265,461	102,627,876	81,987,293		Siheung-si
10,942	521,191	7,004,674	72,338,213	57,540,261		Gunpo-si
6,001	284,715	3,777,384	40,981,901	32,070,915		Uiwang-si
9,217	472,400	5,982,022	66,057,951	52,085,674		Hanam-si
10,957	484,200	6,627,261	71,651,547	56,079,555		Cheoin-gu
17,667	800,875	11,948,942	116,931,947	90,786,936		Giheung-gu
14,570	689,889	10,090,788	96,356,731	73,948,272		Suji-gu
21,692	1,043,128	13,723,402	150,595,518	121,490,524		Paju-si
9,509	437,579	5,650,320	59,241,308	46,543,436		Icheon-si
10,478	469,903	6,220,127	65,982,121	51,929,547		Anseong-si
16,452	743,234	10,368,953	114,396,736	91,261,350		Gimpo-si
22,457	998,617	13,281,125	148,160,617	116,804,220		Hwaseong-si
13,325	570,247	8,352,143	81,151,895	63,144,454		Gwangju-si
11,655	501,121	7,077,318	71,799,387	58,086,495		Yangju-si
9,368	389,130	5,758,297	57,441,141	45,866,519		Pocheon-si
7,833	362,845	4,422,250	47,284,444	37,343,125		Yeoju-si
3,922	172,538	2,445,566	23,492,539	18,814,041		Yeoncheon-gun
5,060	214,458	2,941,459	30,549,390	24,447,452		Gapyeong-gun
9,399	396,294	5,580,704	56,982,319	44,822,753		Yangpyeong-gun
<b>103,665</b>	<b>4,374,802</b>	<b>62,936,030</b>	<b>620,995,062</b>	<b>492,373,662</b>		<b>Gangwon</b>
17,207	792,640	11,261,766	117,154,396	94,698,309		Chuncheon-si
17,737	748,019	11,149,422	109,532,830	86,639,823		Wonju-si
14,363	524,888	8,534,809	78,590,040	61,993,960		Gangneung-si
5,515	263,346	3,353,080	32,833,411	26,060,953		Donghae-si
2,847	139,365	1,804,005	17,502,888	13,813,098		Taebaek-si
4,711	211,020	2,881,275	28,431,580	22,780,875		Sokcho-si
5,488	253,768	3,110,331	35,163,500	27,761,444		Samcheok-si
6,055	239,138	3,503,771	32,295,612	25,162,298		Hongcheon-gun
4,600	185,304	2,641,557	25,698,380	19,893,567		Hoengseong-gun
3,695	154,419	2,206,221	22,645,431	17,823,759		Yeongwol-gun
3,645	139,995	2,114,203	19,756,587	15,430,474		Pyeongchang-gun
3,130	119,454	1,718,350	16,905,191	13,137,669		Jeongseon-gun
3,324	150,992	1,975,083	19,124,629	15,106,420		Cheorwon-gun
2,019	84,211	1,234,028	12,080,041	9,703,245		Hwacheon-gun
1,674	63,647	971,442	9,890,540	7,958,548		Yanggu-gun
2,157	85,433	1,224,421	12,497,202	9,979,208		Inje-gun
2,691	113,682	1,626,267	15,854,639	12,504,578		Goseong-gun
2,807	105,481	1,625,999	15,038,167	11,925,434		Yangyang-gun

Note : Based on the Treatments(excluding pharmacy from Medical Service Use, including pharmacy in Treatment Days/Medical Expense /Benefit Amount) including Medical aid

제 4-2 표  
Table 4-2

시·군·구별 연령별  
Medical Treatment Activities by

구 분	계				
	진료실인원수 Patients	입내원일수 Visit	요양급여일수 Reimbursed Days	진료비 Medical Expense	급여비 Benefit
서울	4,350,064	88,532,466	1,011,286,319	9,853,927,410	7,630,122,418
종로구	65,191	1,283,934	15,395,289	157,845,851	122,700,744
중구	59,180	1,203,779	14,074,567	144,076,571	112,634,296
용산구	97,230	1,931,286	22,530,650	223,056,650	173,349,379
성동구	129,196	2,661,328	29,904,423	292,686,109	225,190,160
광진구	154,565	3,004,287	34,075,882	331,439,445	253,562,964
동대문구	160,394	3,359,591	38,474,424	392,573,852	307,608,309
중랑구	176,342	3,954,298	44,906,572	448,088,180	353,324,684
성북구	193,751	3,907,842	45,523,055	439,341,783	339,661,547
강북구	130,504	2,913,699	34,540,896	342,495,642	272,132,263
도봉구	139,667	2,997,074	36,303,473	338,827,912	264,818,224
노원구	226,426	4,745,849	54,824,743	520,250,121	410,714,056
은평구	209,310	4,545,099	51,567,875	514,114,118	402,695,045
서대문구	138,509	2,832,772	32,284,958	310,779,815	238,713,004
마포구	162,180	3,132,018	34,861,410	334,501,473	255,632,171
양천구	201,676	4,093,979	46,339,525	445,411,292	342,820,998
강서구	257,174	5,336,104	59,456,332	594,102,364	465,022,796
구로구	192,890	3,992,468	45,113,292	466,700,175	361,675,713
금천구	115,236	2,365,502	27,527,472	283,219,981	223,131,145
영등포구	185,541	3,708,538	41,284,109	421,194,911	326,110,118
동작구	174,396	3,434,470	39,121,739	387,179,412	297,413,378
관악구	228,933	4,360,752	48,228,755	491,870,834	383,680,251
서초구	186,223	3,570,803	41,663,098	376,803,701	281,859,528
강남구	251,770	4,753,879	56,015,807	507,943,635	382,759,779
송파구	299,667	5,952,902	67,251,005	614,972,790	466,382,833
강동구	214,113	4,490,213	50,016,968	474,450,791	366,529,033
인천	1,447,167	29,232,184	322,951,590	3,286,735,808	2,564,307,504
중구	79,576	1,495,115	16,400,291	171,403,900	133,770,142
동구	28,422	659,985	7,727,694	80,014,686	63,033,000
미추홀구	194,422	4,139,493	46,273,765	486,947,841	383,942,776
연수구	190,769	3,547,339	38,134,780	372,117,597	284,252,744
남동구	237,340	5,001,154	54,633,950	559,842,517	438,703,052
부평구	234,443	4,818,636	53,688,639	546,644,437	428,216,795
계양구	131,872	2,763,994	30,729,383	311,229,418	244,055,629
서구	306,101	5,805,507	61,625,955	622,033,183	481,767,387
강화군	33,100	783,526	10,641,915	104,394,604	81,592,505
옹진군	11,122	217,435	3,095,218	32,107,625	24,973,473
경기도	6,684,140	127,632,011	1,446,704,808	13,899,779,871	10,695,800,015
수원시 장안구	130,576	2,515,186	27,962,175	265,595,070	204,947,393
수원시 권선구	178,839	3,384,629	36,888,590	357,614,399	274,959,312
수원시 팔달구	97,757	1,945,557	20,780,994	214,962,822	167,912,720
수원시 영통구	176,503	3,112,233	32,613,480	287,946,272	216,031,098
성남시 수정구	115,322	2,395,648	26,859,093	259,465,596	202,719,654
성남시 중원구	101,019	2,134,542	24,023,164	233,954,663	182,580,708
성남시 분당구	219,580	4,063,106	48,487,910	419,667,703	317,095,865
의정부시	216,085	4,308,709	50,641,878	483,855,588	377,012,037
안양시 만안구	110,574	2,229,852	25,919,136	262,309,130	204,551,564
안양시 동안구	147,939	2,824,981	31,263,495	291,217,823	220,613,107
부천시	373,996	7,597,008	86,226,046	858,683,715	664,770,466

주 : 진료일 기준(의료이용은 약국제외, 요양급여일수, 진료비와 급여비는 약국포함)이며, 의료급여 포함

# 진료실적 현황 (남자)

## Age and District (Male)

(단위 : 명, 일, 천원)  
Unit : Person, Day, 1,000Won

0 ~ 9세					Division
진료실인원수 Patients	입내원일수 Visit	요양급여일수 Reimbursed Days	진료비 Medical Expense	급여비 Benefit	
<b>260,888</b>	<b>8,111,498</b>	<b>35,757,314</b>	<b>423,870,907</b>	<b>343,835,439</b>	<b>Seoul</b>
2,986	78,049	360,494	5,715,448	4,840,300	Jongno-gu
3,133	91,142	413,286	5,168,899	4,231,831	Jung-gu
5,591	149,069	696,939	8,383,907	6,883,324	Yongsan-gu
8,635	278,623	1,209,098	14,120,241	11,420,489	Seongdong-gu
7,764	243,528	1,046,361	12,965,841	10,558,015	Gwangjin-gu
9,286	292,929	1,282,331	15,692,406	12,863,539	Dongdaemun-gu
9,673	321,209	1,382,343	16,387,753	13,415,419	Jungnang-gu
12,189	374,312	1,699,124	20,001,425	16,227,647	Seongbuk-gu
5,824	176,557	783,234	9,213,460	7,500,681	Gangbuk-gu
7,188	211,143	957,734	10,289,823	8,283,395	Dobong-gu
13,391	435,726	1,949,692	22,413,369	18,329,220	Nowon-gu
12,152	407,281	1,774,275	21,535,671	17,748,617	Eunpyeong-gu
8,821	269,336	1,239,158	14,197,290	11,560,428	Seodaemun-gu
10,342	313,526	1,428,109	15,684,113	12,516,965	Mapo-gu
12,713	395,676	1,708,032	20,009,594	15,951,967	Yangcheon-gu
15,693	511,108	2,190,039	25,596,722	20,712,071	Gangseo-gu
11,838	391,090	1,640,623	21,155,325	17,347,922	Guro-gu
5,405	179,901	751,422	9,346,618	7,733,157	Geumcheon-gu
11,650	377,935	1,614,102	20,639,741	16,887,289	Yeongdeungpo-gu
9,974	299,866	1,314,286	16,452,299	13,349,856	Dongjak-gu
8,437	276,806	1,185,501	15,006,299	12,356,535	Gwanak-gu
13,867	388,277	1,728,534	20,494,423	16,348,230	Seocho-gu
16,755	452,728	2,106,244	25,843,056	20,815,363	Gangnam-gu
21,888	679,101	3,025,584	32,205,493	25,528,224	Songpa-gu
15,693	516,580	2,270,769	25,351,691	20,424,955	Gangdong-gu
<b>105,103</b>	<b>3,311,879</b>	<b>14,366,896</b>	<b>171,557,288</b>	<b>139,076,131</b>	<b>Incheon</b>
6,265	189,427	810,846	10,003,438	8,204,817	Jung-gu
1,516	40,854	206,194	2,426,426	1,951,120	Dong-gu
12,124	390,221	1,676,503	20,915,509	17,088,588	Michuhol-gu
17,749	528,974	2,333,825	26,233,997	20,961,594	Yeonsu-gu
15,486	503,958	2,062,538	24,787,708	19,953,573	Namdong-gu
14,966	470,634	2,056,510	24,401,202	19,723,665	Bupyeong-gu
6,937	226,066	979,984	11,787,842	9,602,875	Gyeyang-gu
28,303	913,956	4,010,597	48,056,754	39,128,012	Seo-gu
1,417	40,173	194,491	2,482,930	2,080,122	Ganghwa-gun
340	7,616	35,408	461,482	381,764	Ongjin-gun
<b>509,509</b>	<b>16,124,599</b>	<b>70,651,239</b>	<b>828,912,040</b>	<b>671,798,507</b>	<b>Gyeonggi</b>
7,734	250,094	1,100,418	11,849,569	9,483,067	Jangan-gu
13,346	463,570	1,925,822	22,488,768	18,170,404	Gwonseon-gu
6,256	216,289	914,695	11,345,129	9,376,725	Paldal-gu
15,677	503,417	2,225,011	24,340,733	19,494,434	Yongtong-gu
7,157	244,456	1,063,586	12,228,996	9,976,072	Sujeong-gu
6,008	210,313	923,549	10,182,689	8,257,699	Jungwon-gu
16,881	466,757	2,167,885	24,432,053	19,541,481	Bundang-gu
15,512	461,072	2,158,550	24,618,924	20,132,743	Uijeongbu-si
6,644	223,780	937,222	13,912,387	11,693,740	Manan-gu
11,260	377,637	1,589,868	18,344,973	14,782,754	Dongan-gu
23,728	768,551	3,280,989	38,000,534	30,830,889	Bucheon-si

Note : Based on the Treatments(excluding pharmacy from Medical Service Use, including pharmacy in Treatment Days/Medical Expense /Benefit Amount) including Medical aid

제 4-2 표  
Table 4-2

시·군·구별 연령별  
Medical Treatment Activities by

구 분	계				
	진료실인원수 Patients	입내원일수 Visit	요양급여일수 Reimbursed Days	진료비 Medical Expense	급여비 Benefit
광 명 시	133,058	2,706,244	29,871,083	292,979,419	224,341,433
평택 시	306,010	5,449,446	60,317,672	581,507,134	443,810,315
동두천 시	41,768	933,719	10,683,677	109,792,232	87,478,419
안산시상록구	164,703	3,044,556	33,901,729	344,820,029	266,717,031
안산시단원구	165,048	3,055,084	32,299,621	342,632,660	264,178,799
고양시덕양구	232,635	4,650,059	52,951,639	514,206,846	399,924,210
고양시일산동구	134,791	2,548,402	30,414,669	283,983,773	219,400,432
고양시일산서구	131,805	2,525,844	29,881,765	268,680,216	205,922,718
과천시	38,675	728,781	7,660,597	69,544,660	52,085,918
구리시	88,045	1,808,570	20,813,418	196,605,550	152,233,998
남양주시	346,337	6,821,622	78,836,092	755,801,964	582,886,666
오산시	118,050	2,062,697	22,289,858	216,829,083	166,526,738
시흥시	275,525	5,040,459	53,082,827	559,303,882	429,803,148
군포시	124,832	2,452,556	27,518,340	270,575,043	209,845,976
의왕시	76,249	1,473,398	16,893,362	160,360,996	122,507,457
하남시	157,984	3,221,527	34,333,644	322,592,150	245,580,229
용인시처인구	132,024	2,422,169	29,084,158	287,016,530	219,387,122
용인시기흥구	205,829	3,761,263	44,898,791	401,914,591	304,725,943
용인시수지구	176,013	3,296,209	38,447,883	330,080,176	247,693,358
파주시	245,698	4,699,771	52,815,987	525,198,553	408,983,108
이천시	112,098	2,035,420	24,061,211	225,633,997	174,311,673
안성시	99,308	1,897,202	22,615,826	215,750,430	165,798,079
김포시	241,724	4,609,429	50,436,820	510,085,129	393,911,704
화성시	497,400	8,599,875	91,978,907	867,604,613	658,126,156
광주시	194,136	3,563,400	43,503,091	397,455,138	303,029,121
양주시	132,069	2,574,825	29,486,412	283,126,701	220,185,017
포천시	76,538	1,494,258	19,359,883	188,238,801	147,357,214
여주시	56,259	1,207,524	14,649,627	138,624,862	108,054,803
연천군	21,045	446,528	5,878,319	56,070,052	44,143,552
가평군	30,830	698,250	8,945,505	85,825,183	67,976,964
양평군	59,464	1,291,473	17,126,434	161,666,697	125,678,790
<b>강원</b>	<b>729,246</b>	<b>14,573,377</b>	<b>185,770,603</b>	<b>1,750,889,651</b>	<b>1,365,622,321</b>
춘천시	134,190	2,681,859	32,633,638	314,048,482	248,570,744
원주시	169,753	3,237,926	38,856,671	367,896,688	284,560,220
강릉시	97,844	1,833,644	24,643,474	228,611,030	178,000,218
동해시	42,817	888,593	10,750,462	100,347,291	78,162,686
태백시	18,397	431,518	5,275,644	49,705,817	38,842,271
속초시	38,218	778,831	9,475,204	90,481,693	70,947,795
삼척시	30,414	655,780	8,255,935	79,544,893	62,076,375
홍천군	33,080	711,637	9,614,970	92,082,050	71,898,845
횡성군	22,893	488,400	6,850,649	64,259,527	49,418,143
영월군	18,417	400,249	5,677,587	52,380,671	40,582,288
평창군	20,043	395,071	5,984,638	53,549,721	41,258,464
정선군	16,700	331,982	4,820,387	44,652,029	34,545,103
철원군	20,391	416,445	5,300,791	48,986,178	38,170,467
화천군	11,743	230,627	3,090,212	28,755,620	22,619,193
양구군	10,515	202,616	2,672,545	24,633,097	19,305,092
인제군	16,523	306,540	3,969,942	37,376,271	29,080,535
고성군	13,655	295,690	3,830,219	36,634,852	28,615,375
양양군	13,653	285,969	4,067,635	36,943,742	28,968,507

주 : 진료일 기준(의료이용은 약국제외, 요양급여일수, 진료비와 급여비는 약국포함)이며, 의료급여 포함



# 진료실적 현황 (남자) <계속> Age and District (Male) <Cont'd>

(단위 : 명, 일, 천원)  
Unit : Person, Day, 1,000Won

0 ~ 9세						Division
진료실인원수 Patients	입내원일수 Visit	요양급여일수 Reimbursed Days	진료비 Medical Expense	급여비 Benefit		
9,432	314,370	1,345,657	15,610,669	12,495,140		Gwangmyeong-si
25,096	774,703	3,448,407	42,102,818	34,213,684		Pyeongtaek-si
2,349	70,197	299,523	3,471,003	2,780,531		Dongducheon-si
9,607	278,335	1,208,516	14,520,145	11,758,753		Sangnok-gu
10,582	330,381	1,411,836	16,859,771	13,720,713		Danwon-gu
18,063	607,285	2,590,495	31,673,202	26,012,585		Deogyang-gu
8,573	256,110	1,133,715	13,025,007	10,482,106		Ilсандong-gu
8,681	267,070	1,161,765	13,167,207	10,534,178		Ilсанseo-gu
4,045	122,690	518,299	6,385,069	5,201,939		Gwacheon-si
6,002	203,933	882,268	9,719,068	7,843,340		Guri-si
27,564	842,177	3,686,440	41,447,341	33,330,426		Namyangju-si
9,537	320,466	1,391,223	17,674,371	14,222,759		Osan-si
23,351	779,732	3,289,373	38,904,561	31,504,914		Siheung-si
7,928	256,497	1,060,327	13,043,700	10,622,094		Gunpo-si
5,949	187,972	813,502	9,805,310	8,034,554		Uiwang-si
15,584	520,233	2,275,863	23,768,480	18,945,209		Hanam-si
8,906	271,032	1,248,642	15,906,760	12,961,873		Cheoin-gu
16,413	481,874	2,167,267	23,394,750	18,657,217		Giheung-gu
15,531	470,176	2,132,655	22,171,112	17,581,215		Suji-gu
20,463	632,300	2,751,699	33,673,937	27,293,451		Paju-si
8,010	218,512	1,013,154	11,834,788	9,705,843		Icheon-si
6,147	186,821	794,850	10,127,384	8,288,083		Anseong-si
23,523	809,378	3,547,890	45,587,356	37,481,847		Gimpo-si
49,488	1,592,180	7,023,751	82,188,521	66,482,576		Hwaseong-si
15,249	455,196	2,072,447	25,037,340	20,399,090		Gwangju-si
11,002	348,717	1,503,647	18,007,702	14,697,686		Yangju-si
3,512	92,463	422,940	5,659,873	4,700,794		Pocheon-si
3,122	104,391	493,413	5,054,818	4,105,144		Yeoju-si
1,044	29,482	135,726	1,517,128	1,237,821		Yeoncheon-gun
1,360	32,147	150,178	1,729,911	1,416,789		Gapyeong-gun
3,193	81,843	388,176	4,098,183	3,346,143		Yangpyeong-gun
<b>45,861</b>	<b>1,250,988</b>	<b>5,695,406</b>	<b>67,720,008</b>	<b>55,565,838</b>		<b>Gangwon</b>
9,564	260,487	1,258,298	14,844,527	12,293,283		Chuncheon-si
12,985	393,638	1,718,765	20,068,149	16,351,749		Wonju-si
5,812	138,926	631,550	7,716,642	6,338,544		Gangneung-si
2,745	67,840	311,512	3,589,424	2,899,674		Donghae-si
949	25,450	104,567	1,388,166	1,130,676		Taebaek-si
2,552	77,064	312,898	3,575,095	2,897,116		Sokcho-si
1,604	44,048	216,741	2,679,762	2,229,363		Samcheok-si
1,584	38,479	188,847	2,180,296	1,794,571		Hongcheon-gun
968	23,871	107,777	1,382,729	1,150,832		Hoengseong-gun
735	17,737	82,307	1,020,743	821,877		Yeongwol-gun
641	13,152	62,782	811,247	678,177		Pyeongchang-gun
643	14,195	63,808	1,195,562	1,041,971		Jeongseon-gun
1,331	35,164	179,023	1,973,667	1,615,779		Cheorwon-gun
754	19,669	95,582	1,015,111	832,259		Hwacheon-gun
716	21,976	98,760	1,207,968	1,000,219		Yanggu-gun
1,157	29,711	133,943	1,674,687	1,378,730		Inje-gun
619	17,557	74,608	875,885	704,023		Goseong-gun
502	12,024	53,638	520,350	406,995		Yangyang-gun

Note : Based on the Treatments(excluding pharmacy from Medical Service Use, including pharmacy in Treatment Days/Medical Expense /Benefit Amount) including Medical aid

제 4-2 표  
Table 4-2

시·군·구별 연령별  
Medical Treatment Activities by

구 분			10 ~ 19세				
			진료실인원수 Patients	입내원일수 Visit	요양급여일수 Reimbursed Days	진료비 Medical Expense	급여비 Benefit
서 울			360,130	5,444,606	27,146,331	343,464,126	250,368,645
중 로 구			4,526	62,173	328,494	4,276,293	3,128,082
중 구			3,038	43,144	211,779	3,638,642	2,791,567
용 산 구			6,555	91,402	461,495	6,099,692	4,485,205
성 동 구			8,468	129,890	642,245	7,899,549	5,619,648
광 진 구			11,529	173,227	847,837	10,136,654	7,279,656
동 대 문 구			11,016	161,846	793,685	10,210,915	7,432,373
중 랑 구			11,759	180,733	875,309	12,302,726	9,326,541
성 북 구			17,099	250,893	1,261,260	15,570,955	11,380,106
강 북 구			9,313	138,498	685,262	8,310,224	6,200,784
도 봉 구			11,025	161,000	790,024	9,174,198	6,749,592
노 원 구			23,545	349,491	1,779,753	21,177,688	15,543,076
은 평 구			17,477	271,258	1,325,340	17,845,361	13,384,109
서 대 문 구			10,524	156,919	799,956	10,611,687	7,782,670
마 포 구			12,659	186,838	942,537	11,264,180	8,027,994
양 천 구			24,082	374,245	1,825,128	22,671,894	16,293,604
강 서 구			20,603	307,779	1,491,492	17,965,896	12,897,682
구 로 구			13,999	205,698	966,883	12,157,157	8,856,224
금 천 구			6,466	92,562	465,702	7,281,096	5,675,962
영 등 포 구			11,547	170,643	836,072	11,277,876	8,393,245
동 작 구			12,640	187,303	933,573	12,730,610	9,274,153
관 악 구			12,030	178,159	875,547	11,135,978	8,222,259
서 초 구			21,493	333,372	1,712,955	20,932,080	14,855,156
강 남 구			31,016	485,627	2,538,301	31,657,123	22,515,222
송 파 구			27,932	441,573	2,236,503	28,351,092	20,603,081
강 동 구			19,789	310,333	1,519,199	18,784,563	13,650,654
인 천			136,236	1,972,217	9,189,462	120,164,141	88,453,335
중 구			7,205	93,823	441,187	5,820,288	4,252,825
동 구			2,300	30,823	155,375	2,294,590	1,747,600
미 추 홀 구			15,699	227,849	1,062,795	13,499,191	9,993,370
연 수 구			22,688	331,660	1,549,807	21,244,062	15,562,448
남 동 구			23,225	349,294	1,558,031	19,781,785	14,448,509
부 평 구			19,895	292,994	1,374,224	18,015,709	13,288,562
계 양 구			11,270	168,582	799,436	10,191,713	7,584,016
서 구			31,352	445,767	2,090,453	27,343,433	20,105,016
강 화 군			2,081	25,963	129,952	1,611,464	1,205,750
웅 진 군			521	5,462	28,202	361,906	265,238
경 기			657,496	9,743,129	45,888,662	583,130,326	426,364,011
수 원 시 장 안 구			13,169	201,958	922,927	11,548,823	8,440,436
수 원 시 권 천 구			16,196	245,591	1,120,483	14,298,805	10,396,809
수 원 시 팔 달 구			7,132	109,371	508,842	6,767,383	4,970,583
수 원 시 영 통 구			20,506	329,532	1,537,448	18,313,418	13,076,718
성 남 시 수 정 구			8,089	125,964	606,937	7,285,351	5,288,979
성 남 시 중 원 구			7,363	113,174	549,090	6,553,233	4,807,137
성 남 시 분 당 구			25,419	394,223	2,075,191	23,243,468	16,522,547
의 정 부 시			19,989	285,385	1,370,498	16,699,608	12,371,526
안 양 시 만 안 구			8,374	119,449	579,181	7,624,713	5,685,731
안 양 시 동 안 구			15,932	251,917	1,169,792	14,640,940	10,457,114
부 천 시			32,183	487,085	2,220,260	30,175,464	22,374,036

주 : 진료일 기준(의료이용은 약국제외, 요양급여일수, 진료비와 급여비는 약국포함)이며, 의료급여 포함

# 진료실적 현황 (남자) <계속> Age and District (Male) <Cont'd>

(단위 : 명, 일, 천원)  
Unit : Person, Day, 1,000Won

20 ~ 29세					Division
진료실인원수 Patients	입내원일수 Visit	요양급여일수 Reimbursed Days	진료비 Medical Expense	급여비 Benefit	
<b>597,936</b>	<b>6,081,379</b>	<b>37,554,195</b>	<b>502,535,182</b>	<b>365,893,133</b>	<b>Seoul</b>
9,830	95,316	615,920	7,793,895	5,591,094	Jongno-gu
7,856	76,358	470,013	6,870,912	5,064,149	Jung-gu
12,744	130,815	831,920	11,260,373	8,270,390	Yongsan-gu
18,730	191,186	1,188,174	16,829,151	12,227,744	Seongdong-gu
25,836	253,918	1,533,859	20,705,266	14,964,931	Gwangjin-gu
25,979	254,178	1,571,953	21,045,807	15,216,145	Dongdaemun-gu
21,852	223,775	1,381,188	17,910,977	13,015,916	Jungnang-gu
28,411	276,238	1,687,603	22,008,387	15,865,719	Seongbuk-gu
16,603	164,855	1,014,806	13,776,783	10,217,988	Gangbuk-gu
16,811	165,309	1,039,531	12,777,125	9,317,242	Dobong-gu
30,794	307,383	1,929,267	25,049,444	18,421,100	Nowon-gu
26,160	265,730	1,645,026	21,894,802	16,015,310	Eunpyeong-gu
21,258	212,413	1,314,869	16,852,305	12,115,810	Seodaemun-gu
24,198	252,290	1,524,204	20,459,559	14,819,729	Mapo-gu
24,095	250,264	1,529,330	19,622,970	14,097,852	Yangcheon-gu
32,862	337,363	2,024,854	28,057,285	20,621,317	Gangseo-gu
22,660	226,929	1,350,611	18,610,066	13,514,589	Guro-gu
15,641	148,942	931,605	12,494,522	9,095,611	Geumcheon-gu
24,578	251,688	1,532,480	21,350,760	15,617,594	Yeongdeungpo-gu
28,770	292,590	1,789,993	23,797,975	17,223,887	Dongjak-gu
48,334	480,920	2,888,166	41,140,625	30,234,761	Gwanak-gu
22,089	243,502	1,558,691	20,251,946	14,646,274	Seocho-gu
30,000	323,803	2,100,817	27,208,058	19,591,482	Gangnam-gu
36,891	391,309	2,448,989	32,831,128	24,016,055	Songpa-gu
24,954	264,305	1,650,326	21,935,059	16,110,447	Gangdong-gu
<b>174,321</b>	<b>1,635,241</b>	<b>9,947,783</b>	<b>140,706,931</b>	<b>102,747,022</b>	<b>Incheon</b>
9,487	84,580	525,217	6,984,001	5,018,937	Jung-gu
2,907	27,098	170,780	2,350,131	1,703,292	Dong-gu
24,966	231,310	1,384,810	19,792,866	14,452,783	Michuhol-gu
22,995	215,604	1,301,108	18,149,907	13,091,969	Yeonsu-gu
29,161	279,811	1,646,879	24,841,532	18,344,495	Namdong-gu
28,697	275,810	1,699,581	23,341,171	17,005,159	Bupyeong-gu
17,211	163,652	1,009,483	13,846,602	10,207,586	Gyeyang-gu
34,904	323,373	1,996,151	28,371,810	20,722,724	Seo-gu
2,383	22,043	148,402	1,993,952	1,465,143	Ganghwa-gun
1,610	11,960	65,372	1,034,959	734,934	Ongjin-gun
<b>831,694</b>	<b>7,770,578</b>	<b>48,264,689</b>	<b>660,220,097</b>	<b>481,853,462</b>	<b>Gyeonggi</b>
20,632	193,953	1,180,358	14,970,673	10,813,885	Jangan-gu
23,691	227,475	1,395,295	21,443,264	16,056,421	Gwonseon-gu
14,062	137,001	850,536	11,710,878	8,558,828	Paldal-gu
26,574	260,694	1,632,489	21,090,439	15,367,374	Yongtong-gu
15,231	149,764	902,462	12,310,281	9,087,181	Sujeong-gu
12,878	126,007	775,026	10,684,206	7,934,715	Jungwon-gu
27,286	280,057	1,823,883	21,836,770	15,655,456	Bundang-gu
27,105	258,707	1,604,818	21,714,320	15,842,729	Uijeongbu-si
13,886	130,618	824,241	10,953,241	7,917,939	Manan-gu
18,324	180,774	1,094,382	14,822,370	10,800,555	Dongan-gu
46,362	451,143	2,791,282	37,896,225	27,649,437	Bucheon-si

Note : Based on the Treatments(excluding pharmacy from Medical Service Use, including pharmacy in Treatment Days/Medical Expense /Benefit Amount) including Medical aid

제 4-2 표  
Table 4-2

시·군·구별 연령별  
Medical Treatment Activities by

구 분	10 ~ 19세				
	진료실인원수 Patients	입내원일수 Visit	요양급여일수 Reimbursed Days	진료비 Medical Expense	급여비 Benefit
광 명 시	14,002	218,508	985,355	13,296,238	9,633,215
평택 시	28,108	395,362	1,828,881	23,823,591	17,443,841
동두천 시	3,736	52,762	248,033	2,927,692	2,148,412
안산시상록구	15,140	208,188	960,966	11,367,294	8,201,265
안산시단원구	13,981	194,013	881,779	12,267,137	9,119,456
고양시덕양구	20,203	311,643	1,486,991	18,818,679	13,702,145
고양시일산동구	13,446	200,250	961,701	11,526,780	8,349,821
고양시일산서구	14,843	233,999	1,123,324	13,639,735	10,021,916
과천시	3,872	58,861	265,887	3,791,912	2,756,715
구리시	8,359	133,620	629,098	7,892,786	5,825,452
남양주시	39,311	567,861	2,641,805	34,238,296	25,160,598
오산시	12,971	190,665	879,954	11,419,332	8,416,797
시흥시	26,200	374,228	1,676,862	22,979,620	16,822,621
군포시	12,041	175,894	807,984	10,561,579	7,798,432
의왕시	6,638	97,344	463,123	5,293,843	3,743,317
하남시	15,531	249,372	1,157,812	14,218,150	10,230,731
용인시처인구	12,379	171,177	821,276	11,704,739	8,615,734
용인시기흥구	24,630	361,821	1,793,816	20,969,900	15,030,183
용인시수지구	22,293	360,045	1,748,544	20,832,507	14,977,615
파주시	25,464	375,140	1,765,075	23,184,853	17,245,525
이천시	10,886	138,986	661,970	8,387,117	6,171,637
안성시	8,966	125,150	581,340	6,732,783	4,834,879
김포시	26,253	406,140	1,879,332	27,171,395	20,483,501
화성시	55,078	803,726	3,791,766	47,975,397	34,843,145
광주시	17,255	245,817	1,179,098	14,883,246	10,930,404
양주시	13,231	192,732	891,210	12,019,602	9,012,359
포천시	5,280	65,411	312,412	4,111,988	3,098,307
여주시	4,678	66,325	291,519	3,736,365	2,808,086
연천군	1,404	17,374	84,365	973,632	709,123
가평군	2,085	26,224	124,721	1,398,928	1,012,629
양평군	4,880	60,842	302,014	3,834,004	2,824,533
<b>강원</b>	<b>64,007</b>	<b>761,768</b>	<b>3,821,785</b>	<b>46,512,404</b>	<b>33,749,175</b>
춘천시	12,959	157,749	837,474	9,742,670	7,116,861
원주시	17,150	220,006	1,103,261	13,885,722	10,053,918
강릉시	8,747	98,416	481,830	5,800,869	4,206,089
동해시	4,141	50,303	225,541	3,172,015	2,331,712
태백시	1,676	19,288	85,768	1,128,185	829,069
속초시	3,275	36,769	177,107	2,110,344	1,510,803
삼척시	2,353	24,732	130,017	1,489,711	1,073,463
홍천군	2,181	25,398	129,230	1,508,302	1,088,419
횡성군	1,661	20,041	98,497	1,258,515	903,224
영월군	1,369	14,693	82,125	951,389	683,221
평창군	1,323	12,925	67,558	783,596	560,677
정선군	1,076	10,144	50,955	609,542	427,272
철원군	1,634	19,342	92,936	1,107,117	805,657
화천군	766	8,877	48,825	481,376	349,634
양구군	891	11,076	55,067	575,561	410,379
인제군	1,120	12,569	63,425	717,069	510,168
고성군	816	8,972	44,121	485,062	348,851
양양군	869	10,468	48,048	705,360	539,759

주 : 진료일 기준(의료이용은 약국제외, 요양급여일수, 진료비와 급여비는 약국포함)이며, 의료급여 포함

# 진료실적 현황 (남자) <계속> Age and District (Male) <Cont'd>

(단위 : 명, 일, 천원)  
Unit : Person, Day, 1,000Won

20 ~ 29세						Division
진료실인원수 Patients	입내원일수 Visit	요양급여일수 Reimbursed Days	진료비 Medical Expense	급여비 Benefit		
15,745	158,186	963,960	13,157,395	9,606,622		Gwangmyeong-si
40,975	362,613	2,208,172	30,923,474	22,285,606		Pyeongtaek-si
4,760	44,711	278,596	4,361,678	3,318,671		Dongducheon-si
24,768	221,954	1,406,977	18,786,150	13,563,166		Sangnok-gu
22,865	201,281	1,230,173	17,448,751	12,594,290		Danwon-gu
27,163	263,953	1,603,980	22,157,979	16,236,086		Deogyang-gu
17,842	167,194	1,062,623	14,501,770	10,730,542		Ilсандong-gu
17,076	167,243	1,050,908	14,019,691	10,294,205		Ilсанseo-gu
4,513	44,931	266,680	3,421,021	2,428,901		Gwacheon-si
10,742	104,253	637,026	8,297,989	6,018,429		Guri-si
38,579	365,849	2,237,360	31,160,336	22,817,679		Namyangju-si
14,464	128,665	791,754	11,228,172	8,220,363		Osan-si
33,669	307,028	1,851,235	28,146,180	20,638,292		Siheung-si
16,061	158,019	943,563	12,886,734	9,454,112		Gunpo-si
9,518	91,639	577,531	7,000,322	4,983,689		Uiwang-si
16,608	171,580	1,016,546	14,356,551	10,534,444		Hanam-si
17,237	152,465	948,856	13,867,704	9,991,127		Cheoin-gu
26,398	248,250	1,625,398	21,935,721	16,099,178		Giheung-gu
20,897	203,058	1,297,558	16,323,464	11,843,827		Suji-gu
29,414	265,900	1,668,125	23,367,150	17,135,496		Paju-si
15,604	135,238	837,984	11,922,985	8,821,314		Icheon-si
12,455	104,590	648,802	8,588,398	6,097,475		Anseong-si
25,397	227,370	1,405,095	19,931,960	14,544,025		Gimpo-si
60,704	530,358	3,415,623	45,903,518	33,388,593		Hwaseong-si
21,190	189,506	1,220,868	16,371,061	12,035,349		Gwangju-si
15,029	135,080	811,168	11,198,614	8,126,774		Yangju-si
9,796	77,903	497,343	7,357,264	5,442,742		Pocheon-si
5,725	52,693	319,566	4,388,971	3,256,465		Yeoju-si
2,662	22,122	130,781	1,924,720	1,407,296		Yeoncheon-gun
2,951	25,702	160,294	2,078,300	1,497,171		Gapyeong-gun
4,856	45,051	275,372	3,773,407	2,757,011		Yangpyeong-gun
<b>82,476</b>	<b>699,070</b>	<b>4,413,740</b>	<b>60,978,049</b>	<b>44,600,727</b>		<b>Gangwon</b>
17,821	153,743	984,330	12,952,583	9,542,064		Chuncheon-si
20,288	177,721	1,147,377	15,885,453	11,524,711		Wonju-si
11,047	91,240	585,086	8,010,014	5,866,298		Gangneung-si
4,437	36,213	228,417	2,800,139	1,986,607		Donghae-si
1,567	14,083	86,886	1,126,569	801,455		Taebaek-si
4,172	35,379	224,416	3,203,344	2,340,862		Sokcho-si
3,385	28,413	171,889	2,567,898	1,903,183		Samcheok-si
3,064	26,753	165,525	2,641,939	1,995,826		Hongcheon-gun
1,694	15,289	106,537	1,445,445	1,059,865		Hoengseong-gun
1,415	12,562	77,470	1,028,009	738,851		Yeongwol-gun
1,590	12,491	84,395	1,329,845	1,028,786		Pyeongchang-gun
1,146	8,921	48,229	766,758	561,514		Jeongseon-gun
2,581	20,016	113,000	1,716,172	1,249,889		Cheorwon-gun
1,744	12,977	78,963	1,072,394	772,214		Hwacheon-gun
1,391	11,775	62,830	992,676	730,855		Yanggu-gun
2,380	18,292	104,316	1,419,197	1,010,340		Inje-gun
1,612	13,137	75,275	1,128,084	829,938		Goseong-gun
1,142	10,065	68,799	891,530	657,471		Yangyang-gun

Note : Based on the Treatments(excluding pharmacy from Medical Service Use, including pharmacy in Treatment Days/Medical Expense /Benefit Amount) including Medical aid

제 4-2 표  
Table 4-2

시·군·구별 연령별  
Medical Treatment Activities by

구 분	30 ~ 39세				
	진료실인원수 Patients	입내원일수 Visit	요양급여일수 Reimbursed Days	진료비 Medical Expense	급여비 Benefit
서울	672,552	8,036,136	59,404,835	708,200,227	517,365,733
종로구	9,449	107,525	818,263	9,529,965	6,919,848
중구	10,825	128,730	926,645	11,401,399	8,319,601
용산구	17,727	210,843	1,572,344	20,221,931	15,065,418
성동구	21,345	262,329	1,910,579	22,672,420	16,472,289
광진구	25,824	303,662	2,204,304	27,253,536	19,891,008
동대문구	23,900	283,182	2,125,789	24,816,691	18,095,590
충랑구	27,023	328,696	2,426,126	31,002,180	23,119,677
성북구	26,126	304,165	2,280,734	26,603,711	19,280,657
강북구	16,577	189,568	1,485,108	17,754,620	13,228,738
도봉구	17,496	201,648	1,557,969	17,536,887	12,877,613
노원구	28,112	338,436	2,582,526	29,569,625	21,967,726
은평구	29,812	361,292	2,639,362	31,291,349	22,930,086
서대문구	20,717	254,205	1,862,426	21,757,789	15,808,731
마포구	28,561	342,890	2,478,746	29,289,233	21,235,860
양천구	24,271	294,532	2,172,034	25,899,436	18,931,363
강서구	45,202	545,603	3,976,701	48,587,306	35,495,114
구로구	30,357	357,841	2,678,912	32,276,785	23,526,268
금천구	20,464	228,878	1,753,124	20,975,333	15,330,218
영등포구	35,419	421,643	3,002,735	36,816,204	26,841,871
동작구	28,322	344,253	2,539,098	30,804,297	22,555,787
관악구	45,614	529,232	3,856,310	46,844,379	34,360,537
서초구	25,192	312,562	2,324,541	26,945,652	19,414,281
강남구	35,958	433,023	3,260,934	37,506,216	26,982,156
송파구	46,667	564,892	4,141,997	46,974,193	33,888,783
강동구	31,592	386,506	2,827,528	33,869,090	24,826,513
인천	206,220	2,341,511	17,847,355	213,947,018	156,707,941
중구	12,879	140,936	1,058,385	12,514,188	9,115,923
동구	3,303	37,887	308,133	3,457,429	2,506,540
미추홀구	27,606	312,476	2,421,511	28,914,519	21,241,600
연수구	26,456	304,034	2,259,054	26,035,986	18,701,663
남동구	31,517	354,956	2,714,088	33,458,566	24,643,331
부평구	35,368	406,264	3,091,850	37,913,254	28,063,003
계양구	17,300	205,554	1,544,609	18,538,994	13,668,236
서구	48,337	539,502	4,102,167	48,922,333	35,618,391
강화군	2,378	28,572	242,357	3,115,962	2,351,456
옹진군	1,076	11,330	105,201	1,075,787	797,800
경기도	959,652	10,773,128	84,142,155	970,740,481	707,390,802
수원시 장안구	16,835	191,486	1,453,336	16,465,930	11,975,246
수원시 권선구	29,058	328,562	2,558,194	28,813,500	20,911,708
수원시 팔달구	16,970	198,769	1,500,493	18,857,586	13,969,820
수원시 영통구	30,319	358,871	2,851,992	29,340,436	21,180,829
성남시 수정구	18,057	210,129	1,604,883	17,845,444	12,895,417
성남시 중원구	16,150	187,294	1,429,181	16,531,693	12,174,676
성남시 분당구	30,698	359,661	2,823,959	30,364,465	21,951,639
의정부시	28,428	320,628	2,523,969	28,800,991	21,112,978
안양시 만안구	16,172	188,164	1,455,296	16,328,553	11,866,764
안양시 동안구	22,051	263,065	1,962,179	23,468,745	17,088,339
부천시	52,741	611,924	4,673,502	55,841,293	40,785,099

주 : 진료일 기준(의료이용은 약국제외, 요양급여일수, 진료비와 급여비는 약국포함)이며, 의료급여 포함

# 진료실적 현황 (남자) <계속> Age and District (Male) <Cont'd>

(단위 : 명, 일, 천원)  
Unit : Person, Day, 1,000Won

40 ~ 49세					Division
진료실인원수 Patients	입내원일수 Visit	요양급여일수 Reimbursed Days	진료비 Medical Expense	급여비 Benefit	
<b>651,023</b>	<b>9,500,066</b>	<b>106,379,104</b>	<b>959,748,312</b>	<b>712,978,864</b>	<b>Seoul</b>
8,820	127,096	1,378,781	13,513,370	10,112,498	Jongno-gu
8,518	126,997	1,350,798	13,622,738	10,173,463	Jung-gu
14,368	207,477	2,251,469	21,066,193	15,746,569	Yongsan-gu
19,126	288,991	3,138,851	28,814,461	21,139,810	Seongdong-gu
21,663	310,309	3,483,920	32,148,725	23,835,553	Gwangjin-gu
23,078	343,438	3,829,222	35,936,982	26,929,781	Dongdaemun-gu
24,931	383,077	4,168,793	39,037,272	29,467,924	Jungnang-gu
28,544	412,495	4,778,901	42,434,770	31,570,730	Seongbuk-gu
18,228	273,923	3,088,292	29,270,507	22,346,135	Gangbuk-gu
19,100	279,028	3,204,003	27,499,281	20,640,134	Dobong-gu
32,910	481,949	5,578,152	48,658,513	36,856,446	Nowon-gu
31,581	475,062	5,266,152	48,197,147	36,039,564	Eunpyeong-gu
20,168	298,170	3,344,104	29,320,818	21,480,535	Seodaemun-gu
25,599	371,221	4,039,234	35,469,287	26,029,762	Mapo-gu
31,909	465,930	5,259,391	47,659,303	35,347,344	Yangcheon-gu
40,010	589,908	6,503,501	60,726,676	45,374,840	Gangseo-gu
28,870	410,222	4,634,721	44,272,665	33,084,882	Guro-gu
15,328	220,892	2,503,768	23,982,692	18,279,262	Geumcheon-gu
27,356	401,437	4,351,927	40,527,227	29,921,856	Yeongdeungpo-gu
25,068	358,082	3,988,159	35,918,065	26,477,130	Dongjak-gu
29,627	425,768	4,730,174	44,393,267	33,435,458	Gwanak-gu
31,360	448,878	5,136,104	42,520,761	30,680,159	Seocho-gu
42,715	601,714	7,146,696	57,396,423	41,423,488	Gangnam-gu
47,844	690,740	7,678,953	66,924,392	49,191,692	Songpa-gu
34,302	507,262	5,545,038	50,436,780	37,393,847	Gangdong-gu
<b>231,645</b>	<b>3,324,717</b>	<b>38,123,461</b>	<b>354,202,833</b>	<b>265,264,912</b>	<b>Incheon</b>
14,071	194,705	2,238,626	21,095,486	15,748,848	Jung-gu
4,390	63,816	764,994	6,640,365	4,924,854	Dong-gu
30,275	450,423	5,131,161	49,112,144	37,274,099	Michuhol-gu
32,892	457,749	5,256,108	47,229,832	34,657,168	Yeonsu-gu
38,393	569,593	6,435,529	61,658,207	46,388,902	Namdong-gu
34,703	502,003	5,693,566	53,204,970	40,126,534	Bupyeong-gu
18,455	274,178	3,109,444	29,217,009	22,165,825	Gyeyang-gu
53,824	740,975	8,664,997	78,090,424	57,902,098	Seo-gu
3,376	52,582	601,841	5,776,675	4,424,091	Ganghwa-gun
1,266	18,693	227,195	2,177,721	1,652,493	Ongjin-gun
<b>1,091,687</b>	<b>15,101,790</b>	<b>178,952,679</b>	<b>1,558,314,559</b>	<b>1,152,134,880</b>	<b>Gyeonggi</b>
18,947	269,741	3,177,661	27,845,045	20,826,867	Jangan-gu
29,046	400,995	4,760,206	41,354,150	30,614,108	Gwonseon-gu
14,257	207,980	2,324,542	21,736,206	16,352,319	Paldal-gu
30,948	432,557	5,464,946	40,398,525	29,326,797	Yongtong-gu
17,361	254,562	2,806,727	25,624,330	19,174,857	Sujeong-gu
14,889	214,275	2,444,268	21,345,101	15,941,854	Jungwon-gu
35,707	490,364	5,977,123	46,420,806	33,810,058	Bundang-gu
33,236	477,588	5,620,702	51,016,566	38,473,616	Uijeongbu-si
15,677	221,900	2,554,294	24,301,740	18,314,347	Manan-gu
23,026	318,952	3,711,665	31,105,074	22,669,016	Dongan-gu
56,173	810,019	9,263,993	86,271,376	64,505,740	Bucheon-si

Note : Based on the Treatments(excluding pharmacy from Medical Service Use, including pharmacy in Treatment Days/Medical Expense /Benefit Amount) including Medical aid

제 4-2 표  
Table 4-2

시·군·구별 연령별  
Medical Treatment Activities by

구 분	30 ~ 39세				
	진료실인원수 Patients	입내원일수 Visit	요양급여일수 Reimbursed Days	진료비 Medical Expense	급여비 Benefit
광 명 시	17,883	216,393	1,595,756	18,881,298	13,686,620
평택 시	51,780	550,289	4,401,674	49,413,862	35,436,983
동두천 시	4,335	48,600	370,635	4,557,961	3,355,192
안산시상록구	21,720	239,502	1,851,130	22,704,060	16,650,142
안산시단원구	25,935	275,334	2,062,750	26,470,650	19,277,626
고양시덕양구	34,146	405,560	3,032,775	36,602,267	26,781,397
고양시일산동구	17,097	195,548	1,504,277	17,904,748	13,113,570
고양시일산서구	15,532	175,865	1,364,066	15,281,596	11,176,164
과천시	5,668	67,869	475,785	5,517,861	3,953,333
구리시	11,294	133,628	980,815	12,031,814	8,897,307
남양주시	39,882	456,478	3,561,558	41,974,243	30,715,479
오산시	18,933	198,851	1,627,492	18,212,761	13,237,967
시흥시	43,303	476,821	3,646,042	45,424,374	33,006,621
군포시	17,898	209,567	1,587,553	18,758,554	13,869,456
의왕시	11,265	130,344	998,667	11,111,200	8,018,380
하남시	24,177	299,196	2,158,783	25,281,188	18,307,644
용인시처인구	17,684	181,934	1,464,007	17,637,371	12,787,889
용인시기흥구	24,770	275,202	2,237,141	24,955,826	18,243,756
용인시수지구	21,892	250,474	1,985,179	20,618,513	14,889,175
파주시	35,670	400,540	3,152,734	36,330,050	26,440,247
이천시	16,320	169,397	1,368,195	15,121,579	11,097,291
안성시	13,131	133,907	1,086,022	13,340,306	9,751,505
김포시	34,933	381,555	2,954,515	36,020,885	26,329,020
화성시	87,068	934,021	7,789,247	84,592,785	61,388,635
광주시	27,123	289,764	2,381,337	28,142,788	20,795,995
양주시	17,464	190,071	1,497,520	17,002,794	12,366,940
포천시	9,342	87,655	719,639	7,958,576	5,820,041
여주시	5,916	65,854	529,516	5,804,565	4,299,235
연천군	2,305	25,009	197,125	1,914,307	1,389,669
가평군	2,808	31,597	248,085	2,629,995	1,927,110
양평군	4,899	57,750	475,151	5,883,069	4,467,897
<b>강원</b>	<b>77,954</b>	<b>842,463</b>	<b>6,995,765</b>	<b>78,752,346</b>	<b>58,237,666</b>
춘천시	16,513	180,568	1,513,144	17,488,129	13,115,945
원주시	21,561	238,760	1,931,324	21,567,149	15,741,227
강릉시	9,899	104,209	895,637	10,631,352	7,958,911
동해시	4,235	46,139	382,174	4,019,844	2,920,506
태백시	1,368	16,854	139,252	1,406,442	1,057,635
속초시	4,500	46,718	366,126	3,986,167	2,867,529
삼척시	2,449	25,325	231,457	2,245,434	1,639,222
홍천군	2,853	30,431	246,878	2,758,097	2,033,390
횡성군	1,536	16,270	139,971	1,567,852	1,146,254
영월군	1,174	13,740	114,316	1,473,200	1,129,997
평창군	1,324	14,571	122,337	1,781,352	1,338,163
정선군	1,155	11,609	115,580	1,133,016	817,892
철원군	2,251	24,772	190,509	2,273,190	1,724,996
화천군	1,439	13,918	115,683	1,283,772	990,575
양구군	1,228	12,574	99,343	1,084,369	786,680
인제군	2,117	20,085	164,660	1,730,966	1,255,676
고성군	1,276	14,698	118,255	1,393,970	1,047,332
양양군	1,076	11,222	109,119	928,047	665,735

주 : 진료일 기준(의료이용은 약국제외, 요양급여일수, 진료비와 급여비는 약국포함)이며, 의료급여 포함



# 진료실적 현황 (남자) <계속> Age and District (Male) <Cont'd>

(단위 : 명, 일, 천원)  
Unit : Person, Day, 1,000Won

40 ~ 49세						Division
진료실인원수 Patients	입내원일수 Visit	요양급여일수 Reimbursed Days	진료비 Medical Expense	급여비 Benefit		
21,470	308,879	3,546,387	31,793,691	23,396,347		Gwangmyeong-si
52,638	710,203	8,350,665	72,965,503	53,431,232		Pyeongtaek-si
5,638	84,133	952,988	8,733,683	6,645,315		Dongducheon-si
24,068	332,281	3,799,281	36,420,924	27,290,760		Sangnok-gu
25,347	342,509	3,792,175	36,187,061	26,735,942		Danwon-gu
37,080	533,706	6,065,205	55,115,467	40,897,356		Deogyang-gu
20,123	280,835	3,271,893	29,547,568	22,049,244		Ilсандong-gu
19,356	272,222	3,250,339	28,283,249	21,026,041		Ilсанseo-gu
5,878	80,191	863,376	7,037,935	5,013,946		Gwacheon-si
13,786	201,837	2,304,672	20,086,899	14,825,821		Guri-si
59,001	828,504	9,894,216	85,954,353	63,438,121		Namyangju-si
22,955	293,215	3,619,667	30,541,855	22,550,980		Osan-si
50,018	678,210	7,844,550	74,608,846	55,078,244		Siheung-si
18,242	255,607	2,939,472	26,034,110	19,340,834		Gunpo-si
10,892	150,382	1,713,565	15,200,672	11,142,757		Uiwang-si
29,596	434,903	4,793,039	42,699,048	31,264,510		Hanam-si
21,136	282,530	3,473,844	30,958,066	22,735,591		Cheoin-gu
35,246	474,103	5,962,938	47,534,777	34,753,250		Giheung-gu
31,370	424,042	5,283,643	41,067,685	29,867,424		Suji-gu
40,863	565,805	6,557,153	59,593,523	44,474,484		Paju-si
16,771	225,045	2,753,512	22,444,279	16,688,006		Icheon-si
15,315	206,207	2,451,285	20,976,776	15,395,482		Anseong-si
46,335	630,663	7,443,932	67,894,915	50,117,729		Gimpo-si
95,168	1,255,491	16,099,103	128,373,730	93,824,021		Hwaseong-si
33,827	441,482	5,499,711	45,887,206	33,644,258		Gwangju-si
21,282	295,815	3,462,679	30,608,950	22,771,577		Yangju-si
8,836	121,572	1,443,898	13,332,763	10,076,851		Pocheon-si
7,256	104,129	1,207,198	11,076,808	8,437,006		Yeoju-si
2,144	29,900	356,099	3,487,017	2,706,508		Yeoncheon-gun
3,588	55,645	639,933	5,496,269	4,196,381		Gapyeong-gun
7,195	102,811	1,210,134	10,952,013	8,309,285		Yangpyeong-gun
<b>96,615</b>	<b>1,344,673</b>	<b>16,416,026</b>	<b>142,109,212</b>	<b>107,227,143</b>		<b>Gangwon</b>
18,386	259,700	3,150,856	27,122,187	20,567,215		Chuncheon-si
25,239	347,525	4,175,758	36,738,018	27,549,682		Wonju-si
13,345	173,185	2,255,462	19,093,465	14,440,281		Gangneung-si
6,225	88,362	1,065,721	8,848,053	6,630,752		Donghae-si
2,597	36,831	465,516	4,168,833	3,168,262		Taebaek-si
5,226	77,385	900,086	8,832,370	6,805,874		Sokcho-si
3,816	50,828	640,675	5,203,077	3,854,010		Samcheok-si
3,535	52,188	599,073	5,362,345	4,055,804		Hongcheon-gun
2,276	30,432	366,617	3,033,676	2,250,490		Hoengseong-gun
1,929	28,020	338,373	2,978,742	2,240,749		Yeongwol-gun
2,217	31,060	388,342	3,217,004	2,404,361		Pyeongchang-gun
2,103	29,260	360,002	3,510,036	2,708,814		Jeongseon-gun
2,328	35,477	421,031	3,687,515	2,845,662		Cheorwon-gun
1,161	17,353	210,714	1,759,671	1,330,505		Hwacheon-gun
1,150	16,837	205,245	1,607,952	1,204,904		Yanggu-gun
1,943	27,062	330,372	2,654,692	1,977,974		Inje-gun
1,478	19,671	250,702	2,025,562	1,511,072		Goseong-gun
1,661	23,497	291,481	2,266,013	1,680,731		Yangyang-gun

Note : Based on the Treatments(excluding pharmacy from Medical Service Use, including pharmacy in Treatment Days/Medical Expense /Benefit Amount) including Medical aid

제 4-2 표  
Table 4-2

시·군·구별 연령별  
Medical Treatment Activities by

구 분	50 ~ 59세				
	진료실인원수 Patients	입내원일수 Visit	요양급여일수 Reimbursed Days	진료비 Medical Expense	급여비 Benefit
서울	695,031	13,173,465	182,787,715	1,552,021,386	1,195,964,778
종로구	11,119	205,942	2,852,870	25,804,561	20,021,142
중구	9,253	177,490	2,416,151	21,689,658	16,863,152
용산구	15,610	307,414	4,192,553	35,758,615	27,670,084
성동구	20,623	398,189	5,499,746	46,468,603	35,559,911
광진구	24,407	453,443	6,320,818	53,878,873	41,220,882
동대문구	24,677	498,286	6,682,916	60,992,328	47,731,330
중랑구	29,382	615,179	8,016,781	72,357,385	57,076,135
성북구	32,324	600,478	8,626,025	71,037,373	54,423,963
강북구	22,592	462,493	6,149,126	55,081,212	43,798,510
도봉구	23,849	466,142	6,384,811	54,647,126	42,776,791
노원구	38,916	760,542	10,634,053	88,892,226	69,702,121
은평구	34,799	692,896	9,431,611	82,885,586	64,634,606
서대문구	21,909	413,556	5,806,319	47,580,249	36,312,408
마포구	25,446	468,001	6,595,020	54,005,751	41,064,958
양천구	34,647	640,967	9,011,823	74,610,160	56,993,924
강서구	38,024	734,894	10,043,968	89,224,985	69,871,334
구로구	31,286	575,805	7,882,026	72,695,949	55,840,957
금천구	19,362	382,596	5,069,432	47,683,616	37,477,941
영등포구	28,756	540,219	7,365,439	64,084,844	49,140,860
동작구	26,090	475,171	6,743,352	56,893,886	43,193,285
관악구	31,262	595,401	7,932,383	71,755,024	56,285,457
서초구	30,713	526,542	7,987,941	57,356,090	42,053,815
강남구	40,866	716,869	10,757,360	81,092,155	60,326,867
송파구	46,193	830,456	11,828,518	91,721,131	68,781,390
강동구	32,926	634,494	8,556,673	73,823,998	57,142,954
인천	244,082	4,701,790	64,468,275	570,609,656	442,724,321
중구	12,767	231,296	3,243,811	29,090,816	22,570,760
동구	4,803	103,961	1,340,974	12,208,384	9,597,459
미추홀구	32,027	652,127	8,643,793	80,377,184	63,469,364
연수구	31,128	554,511	8,097,265	66,257,660	50,051,462
남동구	40,816	827,592	11,015,465	99,658,148	77,837,241
부평구	40,022	780,084	10,582,006	93,892,840	73,091,437
계양구	24,982	502,972	6,578,978	59,321,184	46,242,161
서구	50,305	910,801	13,011,301	111,733,028	85,688,639
강화군	5,404	105,376	1,453,034	13,252,499	10,413,063
옹진군	1,828	33,070	501,648	4,817,911	3,762,735
경기	1,132,981	20,353,087	294,512,004	2,442,022,892	1,862,010,490
수원시 장안구	23,451	433,472	6,067,267	49,151,512	37,576,589
수원시 권선구	29,690	538,154	7,698,860	64,586,849	49,487,516
수원시 팔달구	16,426	315,335	4,175,987	36,963,889	28,694,734
수원시 영통구	27,264	470,545	7,303,019	50,788,704	37,501,320
성남시 수정구	19,454	378,725	5,111,853	44,584,582	34,848,566
성남시 중원구	16,815	328,046	4,416,368	38,201,739	29,682,236
성남시 분당구	36,746	619,038	9,771,864	68,057,665	50,456,014
의정부시	37,610	710,961	10,160,396	86,515,434	66,929,197
안양시 만안구	18,955	354,913	4,962,534	45,953,057	35,822,763
안양시 동안구	24,997	431,251	6,408,315	49,183,704	36,676,511
부천시	64,889	1,233,646	17,079,321	152,830,333	117,869,017

주 : 진료일 기준(의료이용은 약국제외, 요양급여일수, 진료비와 급여비는 약국포함)이며, 의료급여 포함

# 진료실적 현황 (남자) <계속> Age and District (Male) <Cont'd>

(단위 : 명, 일, 천원)  
Unit : Person, Day, 1,000Won

60 ~ 69세					Division
진료실인원수 Patients	입내원일수 Visit	요양급여일수 Reimbursed Days	진료비 Medical Expense	급여비 Benefit	
<b>618,295</b>	<b>17,141,824</b>	<b>253,273,125</b>	<b>2,299,558,233</b>	<b>1,812,766,890</b>	<b>Seoul</b>
10,155	273,181	4,014,196	38,711,071	30,557,242	Jongno-gu
9,275	254,451	3,751,514	35,512,251	28,206,765	Jung-gu
13,830	384,319	5,707,846	51,927,595	41,177,056	Yongsan-gu
18,508	520,489	7,620,647	70,336,428	55,430,814	Seongdong-gu
21,573	591,641	8,692,849	77,452,998	60,246,999	Gwangjin-gu
23,105	680,470	9,844,701	95,450,072	76,417,527	Dongdaemun-gu
29,669	892,137	12,608,333	117,840,758	94,528,952	Jungnang-gu
26,476	730,126	10,976,508	100,657,124	79,223,375	Seongbuk-gu
21,782	649,752	9,140,601	86,283,811	69,740,449	Gangbuk-gu
24,157	672,073	9,964,935	89,061,301	70,286,609	Dobong-gu
32,898	936,357	13,854,441	121,566,193	97,373,722	Nowon-gu
30,876	891,775	12,883,977	120,483,571	95,895,820	Eunpyeong-gu
18,950	526,543	7,817,666	69,429,182	54,166,470	Seodaemun-gu
19,490	522,373	7,901,321	68,592,042	53,438,065	Mapo-gu
28,956	787,949	11,880,374	106,096,366	83,002,415	Yangcheon-gu
36,510	1,077,863	15,499,950	145,844,771	116,732,237	Gangseo-gu
30,250	822,703	11,896,514	116,961,053	91,864,703	Guro-gu
19,332	549,490	7,919,590	77,447,605	61,968,315	Geumcheon-gu
26,517	712,944	10,467,938	99,176,437	77,979,680	Yeongdeungpo-gu
23,269	619,494	9,248,962	82,793,018	64,399,122	Dongjak-gu
28,339	792,170	11,262,235	106,675,199	84,971,990	Gwanak-gu
22,183	544,566	8,933,313	72,924,846	55,482,453	Seocho-gu
29,157	736,929	11,902,038	94,795,202	72,735,894	Gangnam-gu
41,418	1,097,032	16,576,893	139,970,637	107,815,268	Songpa-gu
31,620	874,997	12,905,783	113,568,703	89,124,947	Gangdong-gu
<b>215,934</b>	<b>6,117,136</b>	<b>88,040,928</b>	<b>844,142,713</b>	<b>669,005,955</b>	<b>Incheon</b>
9,800	264,825	3,874,059	39,043,209	31,160,196	Jung-gu
4,906	151,427	2,090,311	20,630,511	16,453,494	Dong-gu
29,488	880,463	12,246,035	123,175,712	98,917,159	Michuhol-gu
24,725	639,147	9,943,775	87,547,789	68,010,280	Yeonsu-gu
36,128	1,087,796	15,123,515	147,640,517	117,730,188	Namdong-gu
37,444	1,068,371	15,157,838	146,968,831	116,866,854	Bupyeong-gu
23,914	690,133	9,602,542	91,087,001	72,147,456	Gyeyang-gu
39,053	1,069,801	15,770,098	149,402,007	117,653,355	Seo-gu
7,923	202,532	3,215,038	28,956,569	22,540,544	Ganghwa-gun
2,553	62,641	1,017,717	9,690,566	7,526,428	Ongjin-gun
<b>914,917</b>	<b>23,911,271</b>	<b>366,903,557</b>	<b>3,303,044,239</b>	<b>2,578,696,641</b>	<b>Gyeonggi</b>
18,144	473,511	7,066,492	62,027,749	48,672,630	Jangan-gu
24,437	631,088	9,531,291	85,202,235	66,391,919	Gwonseon-gu
13,677	382,076	5,307,939	52,146,730	41,564,114	Paldal-gu
16,895	418,892	6,601,702	54,321,510	41,588,745	Yongtong-gu
18,093	513,845	7,354,004	67,726,052	54,060,978	Sujeong-gu
16,240	478,368	6,791,135	64,090,031	50,899,483	Jungwon-gu
27,111	663,771	11,042,463	86,603,200	66,471,233	Bundang-gu
31,754	865,349	13,118,580	118,514,484	93,549,431	Uijeongbu-si
18,610	494,669	7,371,847	70,285,497	55,249,817	Manan-gu
20,579	520,203	8,204,627	69,472,689	53,213,471	Dongan-gu
62,489	1,734,688	25,558,374	240,195,531	188,286,650	Bucheon-si

Note : Based on the Treatments(excluding pharmacy from Medical Service Use, including pharmacy in Treatment Days/Medical Expense /Benefit Amount) including Medical aid

제 4-2 표  
Table 4-2

시·군·구별 연령별  
Medical Treatment Activities by

구 분	50 ~ 59세				
	진료실인원수 Patients	입내원일수 Visit	요양급여일수 Reimbursed Days	진료비 Medical Expense	급여비 Benefit
광 명 시	23,168	426,892	5,950,715	49,495,718	37,328,060
평택시	50,582	904,103	12,936,675	106,534,153	80,346,054
동두천시	7,714	159,745	2,062,741	19,748,006	15,733,972
안산시상록구	32,091	584,960	8,081,723	72,856,416	55,972,922
안산시단원구	31,280	581,587	7,655,968	72,392,654	55,706,783
고양시덕양구	39,856	728,507	10,652,736	88,278,093	67,885,793
고양시일산동구	25,540	449,172	6,765,470	54,282,788	41,581,342
고양시일산서구	25,299	442,965	6,696,860	50,822,066	38,423,388
과천시	6,292	103,410	1,505,986	10,790,243	7,844,223
구리시	15,800	301,770	4,279,692	35,525,460	27,277,214
남양주시	60,541	1,080,784	15,809,064	131,947,028	100,367,716
오산시	19,011	321,251	4,735,887	39,011,235	29,816,443
시흥시	48,584	873,861	12,296,385	113,840,438	87,288,055
군포시	21,848	403,871	5,621,471	47,796,089	36,675,067
의왕시	12,883	231,553	3,340,146	28,315,825	21,544,402
하남시	23,355	427,972	6,037,603	48,659,435	36,469,463
용인시처인구	22,817	391,395	5,882,280	50,546,706	38,338,041
용인시기흥구	35,773	592,304	9,345,662	69,835,653	52,206,269
용인시수지구	29,079	479,046	7,649,750	54,368,310	40,175,029
파주시	41,024	744,072	10,781,244	91,215,078	70,244,803
이천시	18,111	317,586	4,717,190	37,125,912	28,422,688
안성시	17,032	310,325	4,330,389	36,952,441	28,280,364
김포시	35,964	636,164	9,355,620	79,563,504	60,517,600
화성시	74,292	1,265,002	19,073,138	149,057,625	111,506,463
광주시	33,120	557,524	8,549,099	67,710,226	51,189,845
양주시	22,444	406,047	5,869,204	49,685,459	38,368,294
포천시	14,317	260,254	3,717,413	32,641,902	25,378,742
여주시	10,007	191,344	2,609,163	22,021,703	17,040,226
연천군	3,301	63,064	903,779	7,610,550	5,929,399
가평군	5,464	115,030	1,526,663	13,288,093	10,563,459
양평군	10,095	187,441	2,616,504	23,286,616	18,043,909
<b>강원도</b>	<b>125,599</b>	<b>2,309,898</b>	<b>33,190,452</b>	<b>280,910,935</b>	<b>218,604,780</b>
춘천시	21,930	425,424	6,021,848	50,570,698	39,908,083
원주시	28,958	514,869	7,402,571	62,229,690	47,904,270
강릉시	17,116	296,994	4,562,079	37,179,955	28,850,361
동해시	7,792	142,694	2,050,205	15,833,689	12,104,713
태백시	3,355	68,690	905,589	7,966,858	6,247,352
속초시	6,741	125,452	1,802,575	15,678,763	12,219,034
삼척시	5,578	109,025	1,489,605	12,909,063	10,131,840
홍천군	5,610	108,117	1,471,635	13,900,977	10,987,539
횡성군	4,041	74,672	1,051,434	9,652,903	7,385,550
영월군	3,476	65,520	905,848	7,968,085	6,166,609
평창군	3,820	62,226	964,195	8,021,057	6,158,221
정선군	3,223	53,964	809,869	6,489,166	5,004,090
철원군	3,271	65,180	862,318	7,725,462	6,077,782
화천군	1,803	34,363	514,760	4,532,745	3,579,679
양구군	1,598	28,653	427,061	3,972,448	3,159,220
인제군	2,453	45,141	654,630	5,778,877	4,534,802
고성군	2,376	45,800	615,622	5,289,354	4,100,662
양양군	2,458	43,114	678,608	5,211,146	4,084,971

주 : 진료일 기준(의료이용은 약국제외, 요양급여일수, 진료비와 급여비는 약국포함)이며, 의료급여 포함

# 진료실적 현황 (남자) <계속> Age and District (Male) <Cont'd>

(단위 : 명, 일, 천원)  
Unit : Person, Day, 1,000Won

60 ~ 69세						Division
진료실인원수 Patients	입내원일수 Visit	요양급여일수 Reimbursed Days	진료비 Medical Expense	급여비 Benefit		
19,105	524,781	7,865,400	71,499,123	55,411,816		Gwangmyeong-si
35,465	899,088	14,178,916	128,246,608	100,041,417		Pyeongtaek-si
7,272	217,833	2,976,526	30,150,086	24,388,316		Dongducheon-si
24,916	655,164	9,494,033	91,088,481	71,418,212		Sangnok-gu
24,454	658,287	9,263,496	91,481,818	71,395,018		Danwon-gu
33,744	877,377	13,633,153	121,399,799	95,673,745		Deogyang-gu
20,248	514,632	8,234,762	67,608,596	52,819,949		Isandong-gu
19,209	482,467	7,734,821	62,856,338	48,688,817		Ilseong-gu
5,256	124,432	1,910,488	14,868,208	11,191,817		Gwacheon-si
13,695	371,774	5,666,737	51,203,222	40,411,712		Guri-si
47,272	1,277,161	19,560,689	179,150,712	140,485,729		Namyangju-si
12,862	323,584	4,982,093	45,617,763	35,772,194		Osan-si
34,573	892,114	13,352,457	131,722,164	102,697,660		Siheung-si
19,180	515,833	7,612,020	70,617,818	55,642,095		Gunpo-si
12,050	304,447	4,764,051	41,299,303	31,690,323		Uiwang-si
19,806	549,219	8,246,567	71,971,268	55,640,132		Hanam-si
19,253	480,381	7,733,218	70,735,298	54,731,065		Cheoin-gu
22,784	557,837	9,041,550	76,348,562	58,654,353		Giheung-gu
17,922	426,008	7,132,840	55,211,680	41,629,223		Suji-gu
30,842	817,998	12,712,988	117,959,192	93,454,535		Paju-si
15,967	412,946	6,407,482	55,605,750	43,320,913		Icheon-si
15,272	398,996	6,180,080	54,248,957	42,144,537		Anseong-si
28,956	728,940	11,556,884	107,909,929	84,166,697		Gimpo-si
48,647	1,184,214	18,993,947	168,048,082	129,367,090		Hwaseong-si
28,448	702,334	11,618,519	98,045,496	75,012,466		Gwangju-si
18,408	491,035	7,503,003	68,350,461	53,838,696		Yangju-si
15,678	412,510	6,369,600	59,076,275	46,608,622		Pocheon-si
10,978	287,195	4,306,957	38,530,827	30,146,683		Yeoju-si
4,430	118,362	1,831,519	17,761,144	14,150,486		Yeoncheon-gun
6,974	193,545	2,845,777	27,253,074	21,863,418		Gapyeong-gun
13,222	334,317	5,244,530	46,592,495	36,290,435		Yangpyeong-gun
<b>134,481</b>	<b>3,481,805</b>	<b>55,259,163</b>	<b>483,912,565</b>	<b>380,169,535</b>		<b>Gangwon</b>
21,014	584,536	9,000,154	78,571,072	62,892,836		Chuncheon-si
26,393	690,660	10,902,109	96,918,116	76,234,861		Wonju-si
17,373	419,217	6,928,242	60,179,018	47,084,414		Gangneung-si
7,269	209,287	3,051,383	27,699,869	21,958,806		Donghae-si
3,734	117,029	1,612,467	14,280,919	11,176,986		Taebaek-si
6,921	186,015	2,860,828	25,529,050	20,227,950		Sokcho-si
6,071	169,025	2,472,901	21,653,971	16,880,116		Samcheok-si
8,164	206,704	3,338,314	29,256,287	22,811,583		Hongcheon-gun
5,980	142,091	2,350,234	20,938,131	16,119,352		Hoengseong-gun
4,627	110,397	1,903,155	15,809,091	12,208,694		Yeongwol-gun
5,201	116,827	2,054,301	17,442,071	13,444,210		Pyeongchang-gun
4,165	94,924	1,638,957	13,589,504	10,410,296		Jeongseon-gun
3,852	94,993	1,535,933	13,168,870	10,266,404		Cheorwon-gun
2,321	58,913	968,177	8,331,653	6,574,330		Hwacheon-gun
2,076	49,642	878,090	7,032,201	5,513,705		Yanggu-gun
3,202	77,229	1,302,660	11,411,479	8,947,343		Inje-gun
2,988	76,898	1,209,519	10,900,081	8,544,955		Goseong-gun
3,130	77,418	1,251,739	11,201,182	8,872,693		Yangyang-gun

Note : Based on the Treatments(excluding pharmacy from Medical Service Use, including pharmacy in Treatment Days/Medical Expense /Benefit Amount) including Medical aid

제 4-2 표  
Table 4-2

시·군·구별 연령별  
Medical Treatment Activities by

구 분	70 ~ 79세				
	진료실인원수 Patients	입내원일수 Visit	요양급여일수 Reimbursed Days	진료비 Medical Expense	급여비 Benefit
서울	336,679	13,487,072	200,425,588	1,892,014,873	1,499,354,099
종로구	5,175	194,205	2,932,437	29,388,291	23,420,741
중구	4,833	194,007	2,909,642	27,495,475	22,006,314
용산구	6,824	257,111	4,014,397	36,756,572	29,027,330
성동구	9,183	370,341	5,553,580	50,986,078	39,988,158
광진구	10,836	428,435	6,393,025	58,262,524	45,422,423
동대문구	12,819	525,633	7,809,953	76,276,891	61,125,674
중랑구	15,252	667,338	9,337,309	90,978,854	73,025,980
성북구	14,643	591,021	8,800,190	83,916,969	66,476,710
강북구	12,807	529,622	7,602,278	73,498,317	59,243,128
도봉구	13,320	526,414	7,873,213	71,594,718	56,857,497
노원구	17,512	735,697	10,697,999	101,709,261	82,669,028
은평구	17,355	737,007	10,432,195	102,033,681	81,589,859
서대문구	10,247	416,053	6,056,942	57,193,819	44,923,979
마포구	9,991	401,654	5,907,813	56,763,906	44,696,186
양천구	15,243	603,955	9,015,451	85,400,921	67,449,369
강서구	20,316	833,837	12,249,985	117,485,590	94,352,063
구로구	16,773	670,335	9,526,421	97,093,300	76,781,611
금천구	9,348	376,693	5,539,007	55,034,052	44,026,381
영등포구	13,317	531,602	7,710,274	78,242,189	62,458,011
동작구	13,385	528,695	7,884,993	75,169,253	59,381,601
관악구	17,139	687,613	10,020,392	96,046,245	76,650,099
서초구	13,176	478,308	7,826,776	67,377,423	51,396,906
강남구	17,714	645,112	10,587,259	93,167,055	72,220,459
송파구	22,446	866,969	13,356,050	117,452,807	91,156,180
강동구	17,025	689,415	10,388,007	92,690,684	73,008,414
인천	93,336	3,867,556	54,471,825	565,274,635	453,265,975
중구	4,982	192,494	2,830,680	30,019,338	24,126,559
동구	2,897	130,916	1,748,336	19,273,791	15,527,956
미추홀구	15,178	644,530	9,015,958	95,164,812	76,372,271
연수구	8,480	336,483	4,924,582	49,686,075	39,418,082
남동구	16,176	708,732	9,760,146	100,365,648	80,654,321
부평구	16,351	678,089	9,481,750	96,880,079	77,869,709
계양구	8,308	360,074	4,805,120	50,375,287	40,534,829
서구	14,559	591,546	8,394,876	88,028,156	70,778,209
강화군	5,089	180,046	2,759,715	27,141,893	21,376,933
옹진군	1,316	44,646	750,662	8,339,556	6,607,107
경기도	398,332	15,208,210	232,384,938	2,213,354,734	1,749,768,248
수원시 장안구	7,702	309,532	4,364,950	43,879,077	35,014,110
수원시 권선구	9,519	366,406	5,394,407	51,907,710	41,101,977
수원시 팔달구	6,244	248,112	3,453,000	35,880,763	28,807,500
수원시 영통구	5,750	216,599	3,291,141	31,021,186	24,145,955
성남시 수정구	8,525	353,864	5,115,211	48,002,877	38,255,719
성남시 중원구	7,594	323,569	4,626,644	44,683,986	35,619,968
성남시 분당구	12,621	445,147	7,534,287	64,595,423	50,397,391
의정부시	14,872	580,126	9,001,897	83,343,957	66,531,720
안양시 만안구	8,622	327,976	4,865,671	47,363,407	37,591,189
안양시 동안구	8,255	308,301	4,722,821	43,673,360	34,139,437
부천시	25,628	1,013,836	14,914,341	143,706,435	113,520,527

주 : 진료일 기준(의료이용은 약국제외, 요양급여일수, 진료비와 급여비는 약국포함)이며, 의료급여 포함

# 진료실적 현황 (남자) <계속> Age and District (Male) <Cont'd>

(단위 : 명, 일, 천원)  
Unit : Person, Day, 1,000Won

80세이상					Division
진료실인원수 Patients	입내원일수 Visit	요양급여일수 Reimbursed Days	진료비 Medical Expense	급여비 Benefit	
<b>157,530</b>	<b>7,556,420</b>	<b>108,558,112</b>	<b>1,172,514,163</b>	<b>931,594,838</b>	<b>Seoul</b>
3,131	140,447	2,093,834	23,112,958	18,109,798	Jongno-gu
2,449	111,460	1,624,739	18,676,597	14,977,453	Jung-gu
3,981	192,836	2,801,687	31,581,772	25,024,002	Yongsan-gu
4,578	221,290	3,141,503	34,559,178	27,331,296	Seongdong-gu
5,133	246,124	3,552,909	38,635,029	30,143,498	Gwangjin-gu
6,534	319,629	4,533,874	52,151,760	41,796,351	Dongdaemun-gu
6,801	342,154	4,710,390	50,270,276	40,348,141	Jungnang-gu
7,939	368,114	5,412,710	57,111,070	45,212,639	Seongbuk-gu
6,778	328,431	4,592,189	49,306,707	39,855,850	Gangbuk-gu
6,721	314,317	4,531,253	46,247,454	37,029,351	Dobong-gu
8,348	400,268	5,818,860	61,213,803	49,851,617	Nowon-gu
9,098	442,798	6,169,937	67,946,952	54,457,075	Eunpyeong-gu
5,915	285,577	4,043,518	43,836,675	34,561,971	Seodaemun-gu
5,894	273,225	4,044,426	42,973,402	33,802,654	Mapo-gu
5,760	280,461	3,937,962	43,440,647	34,753,161	Yangcheon-gu
7,954	397,749	5,475,842	60,613,132	48,966,137	Gangseo-gu
6,857	331,845	4,536,581	51,477,875	40,858,557	Guro-gu
3,890	185,548	2,593,822	28,974,448	23,544,299	Geumcheon-gu
6,401	300,427	4,403,142	49,079,634	38,869,712	Yeongdeungpo-gu
6,878	329,016	4,679,323	52,620,010	41,558,557	Dongjak-gu
8,151	394,683	5,478,047	58,873,818	47,163,155	Gwanak-gu
6,150	294,796	4,454,243	48,000,480	36,982,254	Seocho-gu
7,589	358,074	5,616,158	59,278,346	46,148,849	Gangnam-gu
8,388	390,830	5,957,518	58,541,917	45,402,160	Songpa-gu
6,212	306,321	4,353,645	43,990,223	34,846,301	Gangdong-gu
<b>40,290</b>	<b>1,960,137</b>	<b>26,495,605</b>	<b>306,130,595</b>	<b>247,061,911</b>	<b>Incheon</b>
2,120	103,029	1,377,480	16,833,135	13,571,277	Jung-gu
1,400	73,203	942,597	10,733,058	8,620,684	Dong-gu
7,059	350,094	4,691,199	55,995,904	45,133,540	Michuhol-gu
3,656	179,177	2,469,256	29,732,289	23,798,078	Yeonsu-gu
6,438	319,422	4,317,759	47,650,406	38,702,493	Namdong-gu
6,997	344,387	4,551,314	52,026,381	42,181,873	Bupyeong-gu
3,495	172,783	2,299,787	26,863,787	21,902,645	Gyeyang-gu
5,464	269,786	3,585,315	42,085,237	34,170,943	Seo-gu
3,049	126,239	1,897,085	20,062,660	15,735,402	Ganghwa-gun
612	22,017	363,813	4,147,737	3,244,976	Ongjin-gun
<b>187,872</b>	<b>8,646,219</b>	<b>125,004,885</b>	<b>1,340,040,504</b>	<b>1,065,782,974</b>	<b>Gyeonggi</b>
3,962	191,439	2,628,766	27,856,693	22,144,562	Jangan-gu
3,856	182,788	2,504,032	27,519,119	21,828,451	Gwonseon-gu
2,733	130,624	1,744,960	19,554,258	15,618,096	Paldal-gu
2,570	121,126	1,705,732	18,331,321	14,348,926	Yongtong-gu
3,355	164,339	2,293,430	23,857,684	19,131,885	Sujeong-gu
3,082	153,496	2,067,903	21,681,985	17,262,940	Jungwon-gu
7,111	344,088	5,271,255	54,113,853	42,290,046	Bundang-gu
7,579	348,893	5,082,468	52,631,305	42,068,097	Uijeongbu-si
3,634	168,383	2,368,850	25,586,534	20,409,274	Manan-gu
3,515	172,881	2,399,846	26,505,968	20,785,910	Dongan-gu
9,803	486,116	6,443,984	73,766,524	58,949,072	Bucheon-si

Note : Based on the Treatments(excluding pharmacy from Medical Service Use, including pharmacy in Treatment Days/Medical Expense /Benefit Amount) including Medical aid

제 4-2 표  
Table 4-2

시·군·구별 연령별  
Medical Treatment Activities by

구 분	70 ~ 79세				
	진료실인원수 Patients	입내원일수 Visit	요양급여일수 Reimbursed Days	진료비 Medical Expense	급여비 Benefit
광 명 시	8,698	356,389	5,174,621	51,518,096	40,628,177
평택 시	14,241	544,167	8,311,374	79,287,515	62,534,012
동 두 천 시	3,716	154,484	2,100,467	21,231,405	17,273,735
안 산 시 상 록 구	8,454	332,234	4,640,695	48,411,663	38,775,055
안 산 시 단 원 구	7,683	317,546	4,180,964	46,143,040	36,823,480
고 양 시 덕 양 구	14,500	558,188	8,597,737	82,674,852	66,144,928
고 양 시 일 산 동 구	7,430	277,906	4,386,882	40,728,785	32,354,231
고 양 시 일 산 서 구	7,103	263,968	4,166,559	36,541,680	28,687,895
과 천 시	2,060	76,137	1,104,681	10,258,427	7,927,372
구 리 시	5,756	232,196	3,586,505	33,296,156	26,445,995
남 양 주 시	23,311	908,937	14,089,971	131,978,081	104,115,226
오 산 시	5,070	186,480	2,824,263	28,040,450	22,326,395
시 흥 시	11,316	439,386	6,335,447	68,006,607	54,177,775
군 포 시	7,762	298,120	4,357,456	43,414,333	34,555,871
의 왕 시	4,931	183,982	2,823,702	26,375,923	20,694,248
하 남 시	9,953	403,800	6,286,529	56,860,658	44,537,365
용 인 시 처 인 구	8,698	320,946	5,014,690	48,907,823	38,187,401
용 인 시 기 흥 구	12,461	447,709	7,478,168	65,649,807	51,105,048
용 인 시 수 지 구	10,554	385,587	6,430,506	53,353,174	41,015,097
파 주 시	14,139	539,779	8,264,237	83,056,732	66,659,456
이 천 시	7,015	264,462	4,120,112	40,335,371	32,043,994
안 성 시	7,386	276,772	4,264,484	41,350,033	32,589,138
김 포 시	14,221	519,592	8,229,799	80,566,609	63,834,845
화 성 시	19,030	695,216	10,800,212	105,375,010	82,748,424
광 주 시	12,874	465,559	7,620,118	68,457,814	53,353,432
양 주 시	8,902	330,279	5,205,917	47,372,602	37,704,013
포 천 시	6,504	237,810	3,762,971	35,732,356	28,320,876
여 주 시	5,686	208,065	3,166,719	29,158,150	22,980,279
연 천 군	2,370	83,148	1,355,228	12,132,648	9,653,187
가 평 군	3,660	136,470	2,066,383	19,347,075	15,393,628
양 평 군	7,516	269,428	4,353,171	39,733,680	31,052,177
<b>강 원</b>	<b>66,023</b>	<b>2,358,755</b>	<b>37,215,303</b>	<b>352,300,448</b>	<b>278,612,163</b>
춘 천 시	9,901	378,202	5,756,030	56,564,997	45,705,778
원 주 시	11,078	395,507	6,422,418	59,393,038	46,576,006
강 릉 시	9,461	319,169	5,222,982	48,850,499	38,593,337
동 해 시	3,979	156,430	2,224,016	21,974,649	17,487,380
태 백 시	2,151	85,746	1,235,530	11,633,355	9,164,049
속 초 시	3,216	123,269	1,807,210	17,094,357	13,687,997
삼 척 시	3,402	127,515	1,868,257	18,989,788	15,033,566
흥 천 군	3,958	139,501	2,205,631	21,984,813	17,383,786
횡 성 군	3,110	101,241	1,639,996	15,379,844	11,938,365
영 월 군	2,411	82,574	1,370,498	12,216,017	9,517,469
평 창 군	2,604	81,509	1,446,171	12,306,451	9,500,006
정 선 군	2,091	67,592	1,122,209	10,803,547	8,463,354
철 원 군	1,977	72,231	1,166,115	10,274,675	8,026,342
화 천 군	1,035	34,833	608,577	5,792,557	4,592,911
양 구 군	891	28,054	501,208	4,223,746	3,314,800
인 제 군	1,385	46,139	775,683	7,061,878	5,533,548
고 성 군	1,586	60,505	878,025	8,630,447	6,911,896
양 양 군	1,787	58,738	964,747	9,125,789	7,181,574

주 : 진료일 기준(의료이용은 약국제외, 요양급여일수, 진료비와 급여비는 약국포함)이며, 의료급여 포함



# 진료실적 현황 (남자) <계속> Age and District (Male) <Cont'd>

(단위 : 명, 일, 천원)  
Unit : Person, Day, 1,000Won

80세이상						Division
진료실인원수 Patients	입내원일수 Visit	요양급여일수 Reimbursed Days	진료비 Medical Expense	급여비 Benefit		
3,555	181,846	2,443,232	27,727,191	22,155,436		Gwangmyeong-si
7,125	308,918	4,652,908	48,209,610	38,077,487		Pyeongtaek-si
2,248	101,254	1,394,168	14,610,719	11,834,274		Dongducheon-si
3,939	191,938	2,458,408	28,664,896	23,086,757		Sangnok-gu
2,921	154,146	1,820,480	23,381,778	18,805,492		Danwon-gu
7,880	363,840	5,288,567	57,486,509	46,590,175		Deogyang-gu
4,492	206,755	3,093,346	34,857,731	27,919,626		Ilсандong-gu
4,706	220,045	3,333,123	34,068,653	27,070,114		Ilсанseo-gu
1,091	50,260	749,415	7,473,985	5,767,672		Gwacheon-si
2,611	125,559	1,846,605	18,552,156	14,688,727		Guri-si
10,876	493,871	7,354,989	77,951,575	62,455,692		Namyangju-si
2,247	99,520	1,437,525	15,083,143	11,962,839		Osan-si
4,511	219,079	2,790,476	35,671,091	28,588,967		Siheung-si
3,872	179,148	2,588,494	27,462,127	21,888,015		Gunpo-si
2,123	95,735	1,399,075	15,958,597	12,655,787		Uiwang-si
3,374	165,252	2,360,902	24,777,372	19,650,731		Hanam-si
3,914	170,309	2,497,345	26,752,062	21,038,402		Cheoin-gu
7,354	322,163	5,246,851	51,289,596	39,976,689		Giheung-gu
6,475	297,773	4,787,208	46,133,732	35,714,752		Suji-gu
7,819	358,237	5,162,732	56,818,038	46,035,111		Paju-si
3,414	153,248	2,181,612	22,856,216	18,039,987		Icheon-si
3,604	154,434	2,278,574	23,433,352	18,416,617		Anseong-si
6,142	269,627	4,063,753	45,438,575	36,436,439		Gimpo-si
7,925	339,667	4,992,120	56,089,945	44,577,208		Hwaseong-si
5,050	216,218	3,361,894	32,919,961	25,668,280		Gwangju-si
4,307	185,049	2,742,064	28,880,518	23,298,677		Yangju-si
3,273	138,680	2,113,667	22,367,804	17,910,237		Pocheon-si
2,891	127,528	1,725,576	18,852,654	14,981,680		Yeoju-si
1,385	58,067	883,697	8,748,907	6,960,063		Yeoncheon-gun
1,940	81,890	1,183,471	12,603,537	10,106,378		Gapyeong-gun
3,608	151,990	2,261,382	23,513,229	18,587,401		Yangpyeong-gun
<b>36,230</b>	<b>1,523,957</b>	<b>22,762,963</b>	<b>237,693,684</b>	<b>188,855,295</b>		<b>Gangwon</b>
6,102	281,450	4,111,504	46,191,620	37,428,679		Chuncheon-si
6,101	259,240	4,053,088	41,211,354	32,623,796		Wonju-si
5,044	192,288	3,080,606	31,149,216	24,661,983		Gangneung-si
1,994	91,325	1,211,493	12,409,608	9,842,538		Donghae-si
1,000	47,547	640,069	6,606,489	5,266,786		Taebaek-si
1,615	70,780	1,023,958	10,472,204	8,390,630		Sokcho-si
1,756	76,869	1,034,393	11,806,189	9,331,611		Samcheok-si
2,131	84,066	1,269,837	12,488,994	9,747,927		Hongcheon-gun
1,627	64,493	989,586	9,600,432	7,464,211		Hoengseong-gun
1,281	55,006	803,495	8,935,394	7,074,821		Yeongwol-gun
1,323	50,310	794,557	7,857,098	6,145,863		Pyeongchang-gun
1,098	41,373	610,778	6,554,898	5,109,900		Jeongseon-gun
1,166	49,270	739,926	7,059,511	5,557,957		Cheorwon-gun
720	29,724	448,931	4,486,341	3,597,086		Hwacheon-gun
574	22,029	344,941	3,936,177	3,184,329		Yanggu-gun
766	30,312	440,253	4,927,427	3,931,954		Inje-gun
904	38,452	564,092	5,906,407	4,616,645		Goseong-gun
1,028	39,423	601,456	6,094,325	4,878,578		Yangyang-gun

Note : Based on the Treatments(excluding pharmacy from Medical Service Use, including pharmacy in Treatment Days/Medical Expense /Benefit Amount) including Medical aid

제 4-3 표  
Table 4-3

시·군·구별 연령별  
Medical Treatment Activities by

구 분	계				
	진료실인원수 Patients	입내원일수 Visit	요양급여일수 Reimbursed Days	진료비 Medical Expense	급여비 Benefit
서울	4,812,089	117,829,850	1,197,461,624	11,372,090,559	8,610,457,336
종로구	74,217	1,669,914	18,012,030	171,557,085	128,276,678
중구	67,411	1,637,129	16,876,111	168,150,594	127,549,982
용산구	108,925	2,522,758	26,438,451	253,789,730	191,084,679
성동구	141,793	3,539,782	35,112,985	340,277,828	255,463,807
광진구	174,187	4,063,181	40,369,849	382,237,832	285,751,626
동대문구	174,970	4,346,239	45,069,294	427,130,212	323,493,999
중랑구	191,382	5,247,807	53,585,798	510,562,777	393,459,175
성북구	217,958	5,286,968	55,906,149	514,872,402	389,400,081
강북구	145,349	4,086,452	44,075,216	401,380,125	311,132,167
도봉구	153,903	4,016,022	43,822,527	387,069,636	296,037,732
노원구	252,859	6,486,076	68,504,997	625,745,839	485,861,622
은평구	238,239	6,255,854	63,706,281	600,168,513	457,005,070
서대문구	160,106	3,919,716	39,874,738	378,919,232	285,351,250
마포구	191,855	4,360,504	42,607,726	416,387,063	312,405,226
양천구	217,676	5,359,750	53,988,005	514,560,250	389,356,466
강서구	287,855	7,220,060	72,209,985	706,098,736	540,294,670
구로구	206,974	5,259,691	53,704,635	520,837,334	393,533,847
금천구	119,311	3,030,566	32,663,953	310,885,808	239,049,704
영등포구	200,409	4,747,200	47,715,165	469,812,042	353,210,672
동작구	193,035	4,681,055	47,426,057	454,420,837	341,758,639
관악구	238,309	5,761,113	57,764,928	562,079,017	429,100,413
서초구	209,331	4,628,728	45,694,145	436,912,360	322,607,859
강남구	283,575	6,186,037	61,467,597	582,393,616	433,279,671
송파구	332,351	7,733,499	74,588,049	702,776,890	523,204,319
강동구	230,109	5,783,749	56,276,953	533,064,799	402,787,980
인천	1,492,359	37,258,391	375,807,002	3,696,157,616	2,840,134,029
중구	76,539	1,733,357	16,973,574	175,398,365	134,828,242
동구	29,384	902,582	9,453,601	93,573,562	72,031,127
미추홀구	200,434	5,344,696	55,377,727	551,492,859	426,847,601
연수구	199,219	4,376,832	41,417,862	415,933,472	315,066,114
남동구	247,096	6,522,941	65,291,072	646,305,425	499,736,741
부평구	251,667	6,508,943	66,852,125	641,176,706	493,195,001
계양구	138,096	3,637,763	36,905,170	351,046,705	270,154,048
서구	307,551	7,103,266	68,549,194	685,843,422	524,538,014
강화군	33,756	911,349	12,054,504	109,391,429	84,131,242
옹진군	8,617	216,662	2,932,173	25,995,670	19,605,900
경기도	6,771,731	157,870,608	1,627,513,104	15,389,994,112	11,661,867,228
수원시 장안구	133,841	3,231,255	32,852,353	306,763,600	233,137,515
수원시 권선구	181,986	4,305,793	43,067,824	408,610,150	308,931,748
수원시 팔달구	101,126	2,487,805	24,885,505	240,310,704	182,931,703
수원시 영통구	180,197	3,839,023	35,021,478	331,096,961	245,610,154
성남시 수정구	117,266	3,082,518	31,328,393	289,579,555	221,485,609
성남시 중원구	103,316	2,798,339	28,569,809	264,554,214	201,551,278
성남시 분당구	238,487	5,202,232	53,443,107	481,166,765	358,777,531
의정부시	231,799	5,560,260	60,439,625	554,803,199	425,511,288
안양시 만안구	115,183	2,916,159	30,889,713	294,409,614	224,248,837
안양시 동안구	157,633	3,673,090	36,283,550	338,101,355	252,140,531
부천시	397,603	9,983,504	103,425,394	985,519,707	746,789,269

주 : 진료일 기준(의료이용은 약국제외, 요양급여일수, 진료비와 급여비는 약국포함)이며, 의료급여 포함

## 진료실적 현황 (여자)

### Age and District (Female)

(단위 : 명, 일, 천원)  
Unit : Person, Day, 1,000Won

0 ~ 9세					Division
진료실인원수 Patients	입내원일수 Visit	요양급여일수 Reimbursed Days	진료비 Medical Expense	급여비 Benefit	
<b>247,127</b>	<b>7,238,083</b>	<b>30,598,336</b>	<b>365,710,608</b>	<b>293,358,536</b>	<b>Seoul</b>
2,953	70,042	310,288	3,839,232	3,081,778	Jongno-gu
2,970	82,116	355,566	4,025,935	3,205,752	Jung-gu
5,363	133,933	594,416	7,721,123	6,328,403	Yongsan-gu
8,118	246,331	1,035,717	11,566,124	9,150,849	Seongdong-gu
7,376	219,691	905,632	10,589,740	8,477,795	Gwangjin-gu
8,961	270,349	1,142,872	13,813,413	11,132,777	Dongdaemun-gu
9,288	288,884	1,201,647	14,654,521	11,972,161	Jungnang-gu
11,483	332,691	1,458,120	16,991,784	13,514,901	Seongbuk-gu
5,499	158,806	667,043	7,969,355	6,415,773	Gangbuk-gu
6,674	188,030	812,455	8,888,156	7,081,967	Dobong-gu
12,550	382,700	1,618,131	18,245,252	14,628,824	Nowon-gu
11,607	365,752	1,537,531	18,402,582	14,923,827	Eunpyeong-gu
8,473	247,593	1,099,059	12,359,840	9,812,812	Seodaemun-gu
9,899	280,579	1,215,904	13,773,360	10,883,923	Mapo-gu
12,034	350,756	1,429,564	17,933,799	14,222,463	Yangcheon-gu
15,074	467,898	1,913,665	24,564,917	19,924,210	Gangseo-gu
11,181	345,421	1,404,477	17,103,378	13,758,622	Guro-gu
5,103	157,015	644,057	8,053,994	6,602,436	Geumcheon-gu
11,131	340,693	1,396,472	17,480,098	14,055,764	Yeongdeungpo-gu
9,579	275,868	1,162,495	15,290,109	12,464,934	Dongjak-gu
7,885	244,790	1,009,152	13,930,639	11,574,316	Gwanak-gu
13,200	348,439	1,490,037	18,176,832	14,324,408	Seocho-gu
15,753	397,212	1,747,561	21,269,903	16,783,364	Gangnam-gu
20,351	595,287	2,548,153	28,786,063	22,941,696	Songpa-gu
14,622	447,207	1,898,322	20,280,458	16,094,783	Gangdong-gu
<b>99,935</b>	<b>2,977,895</b>	<b>12,517,818</b>	<b>152,197,027</b>	<b>122,546,780</b>	<b>Incheon</b>
5,835	167,120	697,321	9,190,577	7,554,943	Jung-gu
1,357	35,756	172,964	2,027,879	1,618,037	Dong-gu
11,710	358,534	1,500,560	19,047,298	15,477,635	Michuhol-gu
17,069	475,605	2,018,648	23,707,547	18,868,916	Yeonsu-gu
14,543	456,438	1,810,265	22,028,349	17,649,869	Namdong-gu
14,283	420,556	1,775,075	21,730,465	17,415,987	Bupyeong-gu
6,744	211,798	863,777	10,773,262	8,684,516	Gyeyang-gu
26,764	811,710	3,484,022	41,199,774	33,197,467	Seo-gu
1,289	33,271	161,828	1,964,690	1,625,336	Ganghwa-gun
341	7,107	33,358	527,185	454,075	Ongjin-gun
<b>485,596</b>	<b>14,525,982</b>	<b>61,679,307</b>	<b>729,085,703</b>	<b>585,419,864</b>	<b>Gyeonggi</b>
7,471	229,196	964,920	10,529,582	8,390,956	Jangan-gu
12,438	400,681	1,630,427	19,513,257	15,619,022	Gwonseon-gu
5,864	184,816	766,768	8,768,219	7,050,254	Paldal-gu
14,647	442,956	1,850,864	20,959,088	16,637,571	Yongtong-gu
7,106	225,847	963,805	11,223,474	9,092,572	Sujeong-gu
5,948	198,210	843,447	9,849,810	8,043,967	Jungwon-gu
16,026	418,435	1,864,616	21,072,720	16,710,302	Bundang-gu
14,450	410,542	1,841,734	22,412,378	18,294,057	Uijeongbu-si
6,639	206,613	854,128	10,435,176	8,496,946	Manan-gu
10,670	331,920	1,353,841	15,495,525	12,287,167	Dongan-gu
22,560	687,124	2,839,626	33,551,289	26,991,923	Bucheon-si

Note : Based on the Treatments(excluding pharmacy from Medical Service Use, including pharmacy in Treatment Days/Medical Expense /Benefit Amount) including Medical aid

제 4-3 표  
Table 4-3

시·군·구별 연령별  
Medical Treatment Activities by

구 분	계				
	진료실인원수 Patients	입내원일수 Visit	요양급여일수 Reimbursed Days	진료비 Medical Expense	급여비 Benefit
광 명 시	141,371	3,586,364	35,587,241	345,745,314	261,616,923
평택 시	284,075	6,363,638	65,013,075	629,721,629	477,373,377
동 두 천 시	43,643	1,205,664	13,182,436	125,816,569	98,524,836
안 산 시 상 록 구	166,190	3,866,193	39,707,393	387,862,855	295,579,502
안 산 시 단 원 구	161,103	3,737,440	36,494,580	369,857,637	280,170,162
고 양 시 덕 양 구	247,271	6,030,548	62,421,629	593,945,675	453,408,056
고 양 시 일 산 동 구	146,513	3,253,899	35,570,943	323,953,265	245,768,976
고 양 시 일 산 서 구	144,140	3,333,940	35,454,145	319,423,320	241,316,853
과 천 시	40,492	891,419	8,087,554	79,835,194	59,501,196
구 리 시	92,612	2,296,910	23,770,828	221,419,895	168,128,083
남 양 주 시	361,087	8,446,416	88,852,086	847,598,700	645,065,331
오 산 시	113,142	2,434,034	24,472,789	234,717,522	177,463,138
시 흥 시	260,855	5,937,491	57,578,458	589,855,277	447,176,926
군 포 시	131,486	3,173,691	32,780,446	303,348,825	230,650,633
의 왕 시	78,885	1,857,117	19,077,262	176,704,022	132,630,967
하 남 시	163,091	3,959,961	36,687,513	365,135,409	274,739,392
용 인 시 처 인 구	127,839	2,887,350	31,726,931	300,947,729	226,688,524
용 인 시 기 흥 구	216,620	4,659,447	49,978,332	448,754,789	335,570,659
용 인 시 수 지 구	188,662	4,127,298	40,999,030	366,831,215	271,620,213
파 주 시	242,628	5,636,871	59,395,027	569,076,463	436,451,963
이 천 시	106,426	2,388,444	26,077,992	235,380,191	179,004,832
안 성 시	94,925	2,254,534	24,796,297	235,013,130	178,718,562
김 포 시	242,002	5,497,006	54,892,302	544,523,268	413,132,461
화 성 시	462,396	9,707,997	92,683,039	912,742,650	686,920,480
광 주 시	190,178	4,250,493	47,424,299	425,148,669	319,728,770
양 주 시	131,311	3,071,256	32,742,443	305,760,192	234,566,701
포 천 시	68,483	1,644,734	20,867,379	180,034,057	138,415,301
여 주 시	55,590	1,432,624	15,755,442	144,299,522	110,690,538
연 천 군	19,536	535,368	6,789,195	58,255,540	45,237,422
가 평 군	29,922	791,779	9,622,102	87,217,834	67,857,208
양 평 군	60,820	1,530,704	18,818,165	166,151,933	127,033,779
<b>강 원</b>	<b>746,461</b>	<b>17,836,394</b>	<b>215,711,143</b>	<b>1,887,092,935</b>	<b>1,449,846,372</b>
춘 천 시	142,465	3,343,741	38,654,889	346,063,945	268,981,260
원 주 시	179,099	4,053,004	44,825,597	411,806,548	314,674,903
강 릉 시	103,532	2,286,622	30,121,297	249,567,349	191,008,767
동 해 시	42,761	1,103,261	12,624,793	109,081,946	83,786,628
태 백 시	18,920	518,537	6,465,703	55,658,923	42,756,221
속 초 시	40,373	980,442	11,276,730	101,283,555	78,420,388
삼 척 시	30,433	797,979	9,698,852	89,627,857	69,031,925
흥 천 군	32,131	826,071	10,685,566	88,938,102	68,058,047
횡 성 군	22,407	591,846	7,587,628	67,386,519	51,337,044
영 월 군	17,706	460,120	6,197,005	53,884,249	41,287,128
평 창 군	19,356	460,157	6,575,560	52,132,300	39,389,885
정 선 군	16,131	389,733	5,361,257	44,191,571	33,473,215
철 원 군	19,707	505,005	6,093,354	53,153,671	40,975,507
화 천 군	10,536	256,122	3,321,180	27,804,365	21,447,308
양 구 군	9,958	241,411	3,028,731	25,787,243	20,053,289
인 제 군	14,423	338,944	4,156,832	35,376,799	27,180,641
고 성 군	13,192	357,876	4,542,479	38,411,459	29,596,026
양 양 군	13,331	325,523	4,493,690	36,936,532	28,388,192

주 : 진료일 기준(의료이용은 약국제외, 요양급여일수, 진료비와 급여비는 약국포함)이며, 의료급여 포함

# 진료실적 현황 (여자) <계속> Age and District (Female) <Cont'd>

(단위 : 명, 일, 천원)  
Unit : Person, Day, 1,000Won

0 ~ 9세						Division
진료실인원수 Patients	입내원일수 Visit	요양급여일수 Reimbursed Days	진료비 Medical Expense	급여비 Benefit		
9,120	288,578	1,184,076	14,786,810	11,864,099		Gwangmyeong-si
24,234	720,355	3,107,297	38,371,201	30,900,400		Pyeongtaek-si
2,147	66,490	272,480	3,235,708	2,605,916		Dongducheon-si
9,121	255,057	1,076,177	12,124,190	9,545,995		Sangnok-gu
10,173	302,609	1,265,406	15,690,584	12,707,084		Danwon-gu
17,410	556,791	2,325,260	28,758,944	23,466,738		Deogyang-gu
8,159	235,080	1,000,962	12,899,171	10,544,862		Ilсандong-gu
8,357	242,745	1,010,723	11,703,465	9,321,120		Ilсанseo-gu
3,823	104,352	423,763	5,410,699	4,386,242		Gwacheon-si
5,691	183,151	762,375	8,809,525	7,116,582		Guri-si
26,021	747,834	3,180,571	35,889,325	28,638,994		Namyangju-si
9,166	291,071	1,249,246	15,762,282	12,483,663		Osan-si
22,613	707,937	2,902,367	33,965,454	27,154,449		Siheung-si
7,526	230,503	933,416	11,316,931	9,126,754		Gunpo-si
5,508	162,292	678,560	7,533,344	5,991,798		Uiwang-si
14,716	458,364	1,947,935	20,961,236	16,648,874		Hanam-si
8,457	244,415	1,077,937	13,337,216	10,674,414		Cheoin-gu
15,630	440,572	1,904,311	24,986,636	20,364,088		Giheung-gu
15,005	430,670	1,878,197	19,870,672	15,588,810		Suji-gu
19,460	571,002	2,412,538	30,377,864	24,546,548		Paju-si
7,467	197,361	873,440	9,290,749	7,422,588		Icheon-si
5,758	163,566	678,523	8,967,376	7,250,958		Anseong-si
22,328	707,843	3,035,999	37,325,662	30,164,253		Gimpo-si
47,304	1,439,781	6,173,217	70,741,544	56,399,106		Hwaseong-si
14,462	407,058	1,804,835	21,498,995	17,311,373		Gwangju-si
10,592	322,076	1,347,009	16,323,087	13,246,649		Yangju-si
3,218	84,459	369,725	4,773,736	3,916,398		Pocheon-si
2,997	96,518	430,267	4,378,393	3,506,083		Yeoju-si
996	26,523	116,724	1,286,283	1,022,675		Yeoncheon-gun
1,313	30,412	136,283	1,435,654	1,143,906		Gapyeong-gun
3,005	74,177	345,512	3,462,450	2,743,709		Yangpyeong-gun
<b>43,843</b>	<b>1,137,154</b>	<b>4,987,189</b>	<b>58,607,867</b>	<b>47,430,688</b>		<b>Gangwon</b>
9,180	244,189	1,114,690	13,650,115	11,171,015		Chuncheon-si
12,387	351,290	1,496,560	16,702,993	13,348,161		Wonju-si
5,449	122,014	529,528	6,354,391	5,176,968		Gangneung-si
2,623	62,783	275,933	3,283,069	2,650,281		Donghae-si
853	20,746	82,224	1,031,430	819,706		Taebaek-si
2,429	68,698	266,506	2,961,818	2,355,931		Sokcho-si
1,552	42,125	200,654	2,234,029	1,801,207		Samcheok-si
1,519	36,681	174,889	2,331,154	1,945,747		Hongcheon-gun
858	21,134	93,241	1,402,738	1,182,768		Hoengseong-gun
649	13,907	62,737	953,491	792,728		Yeongwol-gun
721	14,099	65,650	723,483	569,439		Pyeongchang-gun
655	12,971	54,788	579,120	448,443		Jeongseon-gun
1,290	31,583	153,510	1,621,447	1,308,090		Cheorwon-gun
679	16,915	79,970	988,497	813,434		Hwacheon-gun
723	22,161	97,769	1,153,883	929,294		Yanggu-gun
1,111	27,059	120,730	1,367,375	1,114,778		Inje-gun
632	16,767	68,451	673,113	520,388		Goseong-gun
533	12,032	49,359	595,720	482,313		Yangyang-gun

Note : Based on the Treatments(excluding pharmacy from Medical Service Use, including pharmacy in Treatment Days/Medical Expense /Benefit Amount) including Medical aid

제 4-3 표  
Table 4-3

시·군·구별 연령별  
Medical Treatment Activities by

구 분	10 ~ 19세				
	진료실인원수 Patients	입내원일수 Visit	요양급여일수 Reimbursed Days	진료비 Medical Expense	급여비 Benefit
서울	343,492	4,880,071	22,302,266	284,157,794	203,886,743
종로구	4,798	62,180	302,021	3,520,800	2,493,778
중구	3,002	40,265	184,185	2,319,716	1,640,049
용산구	6,212	81,037	382,779	4,684,286	3,326,820
성동구	8,488	119,755	544,117	7,757,115	5,652,857
광진구	11,364	162,839	726,921	8,877,065	6,277,293
동대문구	10,780	148,726	668,768	8,796,602	6,296,123
중랑구	11,238	162,623	719,826	9,539,791	7,025,862
성북구	16,544	221,951	1,037,057	13,308,132	9,624,552
강북구	8,998	127,337	576,643	7,220,201	5,313,029
도봉구	10,261	139,748	636,212	7,502,428	5,476,968
노원구	21,967	304,723	1,416,835	16,926,644	12,266,310
은평구	16,631	244,469	1,103,987	13,866,908	10,000,874
서대문구	10,620	153,483	698,831	8,624,170	6,046,843
마포구	12,697	175,928	814,979	10,157,167	7,168,998
양천구	22,084	324,280	1,412,791	18,017,183	12,804,748
강서구	19,523	279,303	1,233,540	16,484,354	11,934,383
구로구	13,568	190,959	846,671	11,380,690	8,295,450
금천구	6,311	85,652	394,838	5,699,899	4,293,806
영등포구	10,861	154,398	685,170	9,274,741	6,698,695
동작구	12,057	168,693	769,619	10,416,718	7,397,104
관악구	11,787	162,799	740,147	9,587,981	6,952,047
서초구	20,916	302,218	1,407,724	17,926,956	12,681,390
강남구	28,141	406,206	1,969,023	24,344,424	17,085,897
송파구	26,996	401,074	1,862,850	23,604,639	16,903,727
강동구	17,648	259,425	1,166,732	14,319,185	10,229,143
인천	129,743	1,787,421	7,847,172	100,543,981	72,892,325
중구	6,956	86,813	390,917	4,937,593	3,533,738
동구	2,136	28,412	132,892	1,636,633	1,178,839
미추홀구	14,745	203,919	897,539	11,749,383	8,648,556
연수구	21,837	292,016	1,283,465	16,358,190	11,618,515
남동구	22,053	314,606	1,319,350	17,156,014	12,547,443
부평구	18,665	268,734	1,200,269	15,036,528	10,900,140
계양구	10,842	155,513	697,168	8,585,316	6,263,625
서구	30,112	409,674	1,787,908	23,260,743	16,873,239
강화군	1,978	23,654	117,068	1,489,001	1,080,941
옹진군	419	4,080	20,596	334,580	247,289
경기	629,544	8,890,093	39,325,895	495,081,453	354,696,950
수원시 장안구	12,374	180,565	787,264	9,359,392	6,638,100
수원시 권선구	15,439	227,665	965,417	12,500,266	8,949,420
수원시 팔달구	6,701	98,921	431,199	5,481,772	3,954,005
수원시 영통구	19,352	289,649	1,288,183	15,298,284	10,752,278
성남시 수정구	7,837	116,394	504,028	6,507,814	4,677,440
성남시 중원구	6,953	104,707	461,078	5,851,231	4,250,022
성남시 분당구	24,396	358,028	1,756,576	20,734,901	14,667,017
의정부시	19,136	263,877	1,177,867	14,364,704	10,465,209
안양시 만안구	7,690	106,214	476,770	6,085,450	4,400,197
안양시 동안구	15,053	218,046	950,264	12,067,962	8,514,619
부천시	30,860	445,318	1,900,065	23,989,196	17,125,312

주 : 진료일 기준(의료이용은 약국제외, 요양급여일수, 진료비와 급여비는 약국포함)이며, 의료급여 포함

# 진료실적 현황 (여자) <계속> Age and District (Female) <Cont'd>

(단위 : 명, 일, 천원)  
Unit : Person, Day, 1,000Won

20 ~ 29세					Division
진료실인원수 Patients	입내원일수 Visit	요양급여일수 Reimbursed Days	진료비 Medical Expense	급여비 Benefit	
<b>717,466</b>	<b>9,078,034</b>	<b>51,572,478</b>	<b>689,945,579</b>	<b>493,028,341</b>	<b>Seoul</b>
13,012	150,868	885,523	11,659,175	8,261,702	Jongno-gu
10,760	130,979	727,474	10,280,565	7,357,085	Jung-gu
16,202	198,999	1,166,622	15,564,880	11,122,734	Yongsan-gu
21,563	273,795	1,548,345	20,790,853	14,760,590	Seongdong-gu
32,706	405,116	2,234,748	30,051,254	21,242,629	Gwangjin-gu
32,719	381,946	2,143,736	28,904,556	20,425,612	Dongdaemun-gu
25,548	340,357	1,907,827	25,894,561	18,653,152	Jungnang-gu
35,300	421,903	2,411,571	31,613,880	22,617,098	Seongbuk-gu
19,824	248,495	1,416,355	18,722,514	13,547,420	Gangbuk-gu
18,287	232,614	1,344,841	16,453,076	11,809,575	Dobong-gu
31,957	396,238	2,297,836	28,829,822	20,732,712	Nowon-gu
31,841	423,016	2,396,574	31,632,026	22,720,506	Eunpyeong-gu
27,839	339,881	1,965,904	25,074,101	17,763,719	Seodaemun-gu
33,953	422,843	2,422,075	31,667,838	22,530,160	Mapo-gu
25,251	328,842	1,872,450	25,856,087	18,719,115	Yangcheon-gu
42,281	558,392	3,098,025	42,967,873	30,784,661	Gangseo-gu
25,987	323,781	1,822,954	25,343,587	18,216,870	Guro-gu
18,224	229,280	1,313,436	18,009,079	12,941,826	Geumcheon-gu
31,346	397,187	2,202,564	30,434,844	21,677,411	Yeongdeungpo-gu
33,184	418,409	2,371,989	31,348,171	22,189,147	Dongjak-gu
55,598	712,236	3,999,974	55,118,961	39,404,745	Gwanak-gu
25,601	334,195	1,946,991	25,838,611	18,470,801	Seocho-gu
36,358	468,935	2,755,932	35,987,987	25,458,790	Gangnam-gu
43,693	564,019	3,253,585	42,522,739	30,359,652	Songpa-gu
28,432	375,708	2,065,147	29,378,540	21,260,627	Gangdong-gu
<b>172,167</b>	<b>2,133,565</b>	<b>11,956,544</b>	<b>168,082,492</b>	<b>121,947,259</b>	<b>Incheon</b>
9,867	115,486	636,977	9,261,581	6,723,013	Jung-gu
2,775	34,413	196,603	2,773,757	1,990,731	Dong-gu
24,278	302,276	1,700,148	24,252,078	17,648,390	Michuhol-gu
22,881	272,060	1,492,590	21,402,367	15,406,959	Yeonsu-gu
28,477	358,569	1,988,115	28,527,078	20,776,691	Namdong-gu
29,976	379,364	2,134,274	29,162,229	21,048,450	Bupyeong-gu
16,552	210,318	1,189,650	15,859,419	11,502,129	Gyeyang-gu
34,867	432,378	2,447,325	34,409,018	25,062,075	Seo-gu
1,851	21,693	129,988	1,825,510	1,341,204	Ganghwa-gun
643	7,008	40,874	609,454	447,615	Ongjin-gun
<b>784,847</b>	<b>9,655,446</b>	<b>55,363,958</b>	<b>757,686,990</b>	<b>547,941,016</b>	<b>Gyeonggi</b>
18,302	220,471	1,257,179	16,426,274	11,789,836	Jangan-gu
23,640	299,404	1,719,293	23,303,709	16,781,616	Gwonseon-gu
14,826	187,072	1,057,340	14,525,831	10,374,097	Paldal-gu
26,780	328,567	1,916,334	23,889,755	17,011,047	Yongtong-gu
14,757	191,298	1,077,333	14,527,324	10,480,301	Sujeong-gu
12,719	167,857	936,245	12,561,730	9,085,245	Jungwon-gu
28,405	349,592	2,124,361	26,256,702	18,667,786	Bundang-gu
28,976	359,978	2,037,083	27,481,986	19,815,937	Uijeongbu-si
13,733	173,696	989,618	14,271,536	10,405,332	Manan-gu
18,297	234,862	1,301,912	17,762,656	12,722,751	Dongan-gu
47,159	587,209	3,329,993	45,270,188	32,540,789	Bucheon-si

Note : Based on the Treatments(excluding pharmacy from Medical Service Use, including pharmacy in Treatment Days/Medical Expense /Benefit Amount) including Medical aid

제 4-3 표  
Table 4-3

시·군·구별 연령별  
Medical Treatment Activities by

구 분	10 ~ 19세				
	진료실인원수 Patients	입내원일수 Visit	요양급여일수 Reimbursed Days	진료비 Medical Expense	급여비 Benefit
광 명 시	13,430	195,969	822,358	11,145,755	7,982,144
평택 시	27,012	363,006	1,567,914	20,486,812	14,707,351
동두천 시	3,732	51,273	223,953	3,049,077	2,302,848
안산시상록구	14,619	200,978	862,170	11,165,833	8,063,489
안산시단원구	13,295	179,255	770,549	9,763,650	6,918,630
고양시덕양구	19,655	283,164	1,268,268	15,578,686	11,193,040
고양시일산동구	12,877	187,571	853,877	10,250,744	7,339,580
고양시일산서구	14,346	211,529	945,643	12,338,111	9,099,951
과천시	3,740	51,090	221,251	2,864,850	2,024,190
구리시	7,801	114,341	496,231	6,398,153	4,596,003
남양주시	37,424	506,792	2,265,158	28,403,128	20,548,446
오산시	12,263	176,221	776,553	9,639,293	6,854,136
시흥시	25,207	349,628	1,494,556	19,985,851	14,346,142
군포시	11,249	157,192	680,271	8,300,529	5,909,200
의왕시	6,308	87,295	389,387	4,677,242	3,273,353
하남시	15,261	228,781	995,989	12,590,101	8,903,213
용인시처인구	11,650	155,585	687,902	10,175,325	7,456,606
용인시기흥구	23,568	332,560	1,533,258	18,930,833	13,424,483
용인시수지구	21,553	325,958	1,486,342	17,441,388	12,191,052
파주시	24,811	344,110	1,529,740	18,914,113	13,617,043
이천시	10,326	127,562	591,632	7,367,858	5,331,447
안성시	8,404	111,689	490,277	6,218,325	4,421,421
김포시	25,467	378,186	1,607,224	20,910,397	15,017,472
화성시	53,440	748,983	3,317,704	42,332,833	30,229,740
광주시	16,587	222,442	1,020,334	12,845,028	9,229,818
양주시	12,844	176,983	765,868	9,329,234	6,731,213
포천시	4,891	60,250	268,682	3,408,336	2,496,246
여주시	4,245	58,077	256,579	3,071,467	2,245,141
연천군	1,304	16,026	77,030	787,108	566,142
가평군	1,998	24,223	104,772	1,467,051	1,097,838
양평군	4,446	53,990	255,712	3,003,373	2,185,956
<b>강원 원</b>	<b>59,615</b>	<b>675,700</b>	<b>3,208,204</b>	<b>39,326,627</b>	<b>28,364,767</b>
춘천시	12,090	141,665	704,727	8,534,676	6,227,781
원주시	16,349	200,289	924,022	11,497,002	8,181,895
강릉시	7,877	83,517	387,418	4,698,562	3,367,745
동해시	3,820	43,179	193,378	2,569,350	1,900,540
태백시	1,563	16,788	74,091	897,610	649,229
속초시	3,166	33,884	149,104	1,972,938	1,441,710
삼척시	2,227	22,653	106,869	1,479,072	1,091,193
홍천군	2,127	23,941	119,467	1,369,922	984,661
횡성군	1,513	16,898	83,977	987,118	689,745
영월군	1,064	10,455	57,215	760,388	558,310
평창군	1,147	11,000	58,944	638,327	451,494
정선군	1,031	9,371	46,325	539,095	381,990
철원군	1,483	16,495	81,260	884,459	639,818
화천군	779	8,491	43,340	461,125	332,722
양구군	871	10,927	53,245	615,362	440,111
인제군	1,086	11,306	55,436	675,902	491,742
고성군	712	7,688	35,414	374,834	265,854
양양군	710	7,153	33,972	370,886	268,229

주 : 진료일 기준(의료이용은 약국제외, 요양급여일수, 진료비와 급여비는 약국포함)이며, 의료급여 포함



# 진료실적 현황 (여자) <계속> Age and District (Female) <Cont'd>

(단위 : 명, 일, 천원)  
Unit : Person, Day, 1,000Won

20 ~ 29세						Division
진료실인원수 Patients	입내원일수 Visit	요양급여일수 Reimbursed Days	진료비 Medical Expense	급여비 Benefit		
15,572	201,198	1,099,172	15,002,222	10,733,288		Gwangmyeong-si
33,361	405,326	2,263,123	33,287,620	24,280,635		Pyeongtaek-si
4,323	54,187	294,020	4,623,124	3,446,432		Dongducheon-si
23,863	280,848	1,599,687	23,317,277	16,983,182		Sangnok-gu
20,707	246,248	1,342,050	20,771,965	15,129,128		Danwon-gu
27,969	349,039	2,013,253	27,544,858	19,984,862		Deogyang-gu
18,664	219,882	1,340,231	16,569,165	11,818,955		Ilсандong-gu
17,045	208,523	1,223,174	15,599,916	11,206,263		Ilсанseo-gu
4,449	56,719	316,927	4,147,852	2,954,094		Gwacheon-si
11,075	137,301	774,173	10,369,139	7,480,274		Guri-si
38,021	463,138	2,653,975	36,788,571	26,798,537		Namyangju-si
12,996	154,156	874,149	12,325,063	8,947,705		Osan-si
29,552	361,500	1,981,695	29,246,278	21,264,937		Siheung-si
15,562	198,914	1,105,095	14,756,520	10,639,463		Gunpo-si
9,064	114,706	650,231	9,067,407	6,566,708		Uiwang-si
17,665	238,790	1,325,999	18,729,468	13,608,227		Hanam-si
14,741	171,935	996,529	14,177,853	10,231,770		Cheoin-gu
25,661	301,737	1,862,427	23,261,839	16,719,097		Giheung-gu
21,395	254,193	1,532,671	18,232,946	12,949,651		Suji-gu
25,153	313,024	1,800,367	25,442,896	18,523,689		Paju-si
12,357	144,754	836,444	11,553,169	8,503,020		Icheon-si
10,407	125,336	698,044	10,168,451	7,406,439		Anseong-si
23,470	289,407	1,639,480	24,054,660	17,536,483		Gimpo-si
51,328	616,899	3,721,745	49,680,442	36,084,867		Hwaseong-si
19,017	239,092	1,373,725	19,374,452	14,047,582		Gwangju-si
13,558	168,812	932,604	13,747,055	10,004,734		Yangju-si
7,119	79,434	452,102	6,724,153	4,943,129		Pocheon-si
5,053	60,854	343,920	4,747,059	3,511,246		Yeoju-si
1,583	19,994	115,815	1,652,010	1,221,926		Yeoncheon-gun
2,325	26,747	150,683	2,160,004	1,574,832		Gapyeong-gun
4,198	52,747	303,757	4,285,864	3,165,123		Yangpyeong-gun
<b>70,222</b>	<b>794,906</b>	<b>4,591,586</b>	<b>66,669,736</b>	<b>49,403,897</b>		<b>Gangwon</b>
16,926	192,648	1,130,737	15,170,097	11,170,612		Chuncheon-si
19,349	225,557	1,319,767	19,151,274	14,183,064		Wonju-si
9,952	107,328	612,958	8,939,628	6,605,021		Gangneung-si
3,374	38,509	219,505	3,145,242	2,330,061		Donghae-si
1,250	14,449	87,102	1,356,957	1,015,166		Taebaek-si
3,424	38,688	216,766	3,345,580	2,454,119		Sokcho-si
2,752	30,047	167,771	2,435,736	1,785,057		Samcheok-si
2,254	26,182	151,854	2,321,682	1,754,670		Hongcheon-gun
1,330	15,101	82,480	1,346,925	1,005,404		Hoengseong-gun
1,150	12,839	77,774	1,172,339	892,653		Yeongwol-gun
1,159	11,849	71,888	941,628	685,268		Pyeongchang-gun
930	9,354	52,318	763,782	552,034		Jeongseon-gun
1,622	18,592	101,584	1,616,776	1,187,636		Cheorwon-gun
961	11,516	63,147	994,771	748,157		Hwacheon-gun
825	10,210	55,993	1,367,948	1,141,011		Yanggu-gun
1,167	12,994	70,370	1,034,937	759,170		Inje-gun
989	10,916	61,911	891,161	647,662		Goseong-gun
808	8,127	47,661	673,274	487,133		Yangyang-gun

Note : Based on the Treatments(excluding pharmacy from Medical Service Use, including pharmacy in Treatment Days/Medical Expense /Benefit Amount) including Medical aid

제 4-3 표  
Table 4-3

시·군·구별 연령별  
Medical Treatment Activities by

구 분	30 ~ 39세				
	진료실인원수 Patients	입내원일수 Visit	요양급여일수 Reimbursed Days	진료비 Medical Expense	급여비 Benefit
서울	709,200	11,959,842	72,917,507	1,087,617,425	797,333,572
종로구	10,111	156,648	983,990	14,448,959	10,504,174
중구	11,770	189,092	1,121,230	17,138,109	12,494,386
용산구	18,642	301,960	1,820,594	28,156,171	20,578,813
성동구	23,157	412,371	2,418,589	38,790,346	28,471,908
광진구	27,263	446,683	2,731,900	39,590,252	28,907,217
동대문구	23,908	396,515	2,448,590	36,352,134	26,680,390
중랑구	27,740	470,294	2,862,456	43,103,313	31,880,656
성북구	27,428	450,982	2,808,255	41,025,004	30,251,309
강북구	16,073	260,738	1,729,942	22,861,682	16,875,187
도봉구	17,588	285,240	1,814,746	24,979,252	18,347,852
노원구	29,364	505,138	3,135,454	45,967,280	34,168,982
은평구	32,892	567,668	3,467,463	51,049,719	37,606,103
서대문구	22,598	382,835	2,316,906	34,556,573	25,206,796
마포구	33,522	557,096	3,353,316	50,531,314	36,921,303
양천구	25,813	436,661	2,685,694	40,213,283	29,544,377
강서구	47,678	812,281	4,993,800	74,583,602	54,402,479
구로구	30,795	521,658	3,146,300	48,769,893	35,924,371
금천구	18,206	296,844	1,862,892	27,311,804	20,212,077
영등포구	36,156	612,795	3,599,576	57,093,321	41,891,904
동작구	28,792	489,443	2,913,826	43,886,097	32,006,571
관악구	38,495	626,822	3,930,732	56,142,861	41,110,261
서초구	30,316	527,038	3,163,996	47,700,782	34,763,133
강남구	43,561	742,668	4,635,350	66,668,540	48,430,848
송파구	53,468	918,469	5,492,835	82,539,232	60,472,242
강동구	33,864	591,903	3,479,075	54,157,904	39,680,234
인천	198,321	3,276,281	20,685,679	306,625,150	228,124,062
중구	11,362	180,260	1,102,601	17,095,577	12,769,635
동구	3,003	47,141	321,777	4,510,537	3,318,970
미추홀구	25,507	423,912	2,835,227	40,319,632	30,002,801
연수구	27,975	460,912	2,851,148	43,633,727	32,417,955
남동구	29,263	491,795	3,154,887	45,864,669	34,241,259
부평구	34,695	570,500	3,574,760	52,431,269	38,760,400
계양구	16,363	272,745	1,706,059	23,728,444	17,646,428
서구	47,361	784,527	4,815,423	74,321,410	55,386,339
강화군	2,203	36,367	263,894	3,867,590	2,936,929
옹진군	589	8,122	59,903	852,294	643,347
경기	905,932	14,970,297	94,836,038	1,403,475,493	1,041,945,905
수원시 장안구	15,496	255,945	1,621,324	23,393,373	17,372,638
수원시 권선구	26,821	450,556	2,918,541	41,519,914	30,709,594
수원시 팔달구	15,324	256,143	1,631,262	23,880,947	17,671,737
수원시 영통구	29,606	508,623	3,244,305	45,439,169	33,283,873
성남시 수정구	16,630	287,199	1,774,993	26,124,511	19,353,107
성남시 중원구	14,626	254,681	1,590,509	24,068,503	17,973,133
성남시 분당구	32,982	557,056	3,469,819	50,243,291	36,788,178
의정부시	28,618	463,612	2,926,969	43,054,151	31,829,193
안양시 만안구	15,230	257,939	1,619,828	24,424,390	18,176,695
안양시 동안구	22,273	389,940	2,317,616	35,639,785	26,123,171
부천시	52,438	857,462	5,330,654	77,629,926	57,237,457

주 : 진료일 기준(의료이용은 약국제외, 요양급여일수, 진료비와 급여비는 약국포함)이며, 의료급여 포함

# 진료실적 현황 (여자) <계속> Age and District (Female) <Cont'd>

(단위 : 명, 일, 천원)  
Unit : Person, Day, 1,000Won

40 ~ 49세					Division
진료실인원수 Patients	입내원일수 Visit	요양급여일수 Reimbursed Days	진료비 Medical Expense	급여비 Benefit	
<b>688,617</b>	<b>12,336,480</b>	<b>104,000,070</b>	<b>1,160,051,984</b>	<b>849,887,882</b>	<b>Seoul</b>
9,596	163,649	1,395,798	15,922,075	11,671,690	Jongno-gu
8,602	151,958	1,245,679	14,726,198	10,718,787	Jung-gu
15,138	262,584	2,184,345	25,081,527	18,183,746	Yongsan-gu
19,614	365,348	2,962,231	34,037,541	24,613,722	Seongdong-gu
23,458	421,422	3,518,701	39,094,971	28,489,593	Gwangjin-gu
22,630	405,048	3,521,878	38,066,737	27,710,957	Dongdaemun-gu
24,240	466,658	4,032,109	44,389,425	33,110,767	Jungnang-gu
30,733	542,627	4,768,343	51,282,721	37,418,286	Seongbuk-gu
18,159	342,883	3,103,042	32,861,708	24,726,455	Gangbuk-gu
19,962	357,379	3,201,176	33,488,828	25,132,950	Dobong-gu
37,510	668,746	5,831,862	62,500,255	46,615,154	Nowon-gu
33,537	614,447	5,198,771	55,788,473	40,851,691	Eunpyeong-gu
21,296	382,835	3,199,694	35,688,874	25,932,257	Seodaemun-gu
28,192	486,446	4,026,499	45,690,690	33,116,677	Mapo-gu
36,074	632,485	5,331,120	59,812,027	43,925,877	Yangcheon-gu
41,166	760,951	6,487,997	73,432,180	54,165,260	Gangseo-gu
28,548	508,725	4,320,888	49,108,303	36,045,365	Guro-gu
14,045	259,358	2,284,608	26,173,368	19,630,474	Geumcheon-gu
26,732	476,591	3,910,407	45,804,511	33,352,606	Yeongdeungpo-gu
25,865	458,020	3,857,833	44,107,786	32,177,956	Dongjak-gu
27,155	502,544	4,329,424	48,723,195	36,419,523	Gwanak-gu
37,195	643,264	5,196,155	58,467,899	41,986,478	Seocho-gu
51,389	887,395	7,424,137	82,335,182	59,390,079	Gangnam-gu
52,198	923,025	7,428,285	83,299,390	60,414,010	Songpa-gu
35,583	652,092	5,239,088	60,168,120	44,087,523	Gangdong-gu
<b>227,396</b>	<b>4,042,654</b>	<b>35,970,705</b>	<b>393,447,662</b>	<b>293,338,039</b>	<b>Incheon</b>
12,454	203,133	1,781,332	19,460,509	14,286,692	Jung-gu
4,039	72,349	683,942	7,365,672	5,443,740	Dong-gu
28,253	523,790	4,870,077	53,001,613	39,799,128	Michuhol-gu
34,798	571,272	4,923,372	54,411,089	39,862,252	Yeonsu-gu
38,270	721,967	6,276,486	70,942,057	53,426,616	Namdong-gu
35,288	651,242	5,826,289	62,302,845	46,530,634	Bupyeong-gu
18,818	355,401	3,116,093	32,854,745	24,617,328	Gyeyang-gu
51,636	877,649	7,828,917	86,365,348	64,313,685	Seo-gu
3,083	51,752	532,440	5,285,045	3,960,641	Ganghwa-gun
757	14,099	131,757	1,458,740	1,097,322	Ongjin-gun
<b>1,081,796</b>	<b>18,600,054</b>	<b>167,780,611</b>	<b>1,786,130,846</b>	<b>1,314,938,490</b>	<b>Gyeonggi</b>
19,997	347,644	3,120,433	32,980,054	24,355,176	Jangan-gu
28,180	501,473	4,543,432	47,000,695	34,519,534	Gwonseon-gu
13,824	253,692	2,266,782	24,810,156	18,416,440	Paldal-gu
32,491	556,717	4,912,229	49,382,541	35,825,492	Yongtong-gu
16,163	304,881	2,611,932	28,321,829	21,042,929	Sujeong-gu
14,206	267,194	2,373,095	25,108,366	18,701,036	Jungwon-gu
41,154	683,180	5,907,728	62,343,583	45,545,545	Bundang-gu
33,485	584,569	5,351,831	56,482,309	41,841,448	Uijeongbu-si
14,999	269,389	2,441,621	26,036,231	19,270,252	Manan-gu
25,280	437,203	3,725,389	40,579,841	29,555,733	Dongan-gu
57,305	1,023,888	9,043,283	97,268,457	71,723,995	Bucheon-si

Note : Based on the Treatments(excluding pharmacy from Medical Service Use, including pharmacy in Treatment Days/Medical Expense /Benefit Amount) including Medical aid

제 4-3 표  
Table 4-3

시·군·구별 연령별  
Medical Treatment Activities by

구 분	30 ~ 39세				
	진료실인원수 Patients	입내원일수 Visit	요양급여일수 Reimbursed Days	진료비 Medical Expense	급여비 Benefit
광 명 시	17,693	312,445	1,832,705	29,012,266	21,585,894
평택 시	41,752	671,757	4,278,723	66,475,415	50,044,534
동두천 시	4,037	65,493	422,681	6,354,560	4,751,919
안산시상록구	19,444	309,990	1,970,474	28,618,561	21,170,690
안산시단원구	22,157	350,193	2,126,311	32,698,804	24,227,234
고양시덕양구	35,563	601,072	3,732,124	57,328,874	42,384,281
고양시일산동구	18,160	285,048	1,906,154	26,521,835	19,465,896
고양시일산서구	16,309	261,862	1,680,001	24,160,654	17,746,524
과천시	6,003	106,281	577,205	9,680,201	7,108,201
구리시	11,398	190,605	1,188,366	17,725,331	13,117,528
남양주시	41,459	693,657	4,408,651	65,989,705	49,333,511
오산시	16,496	257,122	1,735,554	24,094,268	17,928,126
시흥시	38,461	639,343	3,960,057	60,620,903	45,127,503
군포시	16,857	285,178	1,774,644	25,541,081	18,916,839
의왕시	10,975	182,673	1,105,309	16,514,582	12,171,847
하남시	25,563	460,858	2,743,442	42,487,434	31,652,930
용인시처인구	14,948	229,206	1,553,626	23,088,152	17,144,489
용인시기흥구	25,531	414,704	2,707,320	37,967,611	27,878,676
용인시수지구	24,484	412,503	2,504,936	37,753,523	28,045,392
파주시	32,870	529,593	3,454,459	50,846,369	37,847,086
이천시	13,803	213,852	1,457,414	19,830,034	14,921,369
안성시	10,445	160,607	1,049,852	15,192,591	11,340,234
김포시	34,058	564,577	3,529,234	54,251,022	40,305,597
화성시	75,914	1,253,149	8,331,490	121,569,757	90,992,000
광주시	24,818	404,710	2,650,540	38,906,471	29,060,274
양주시	16,318	267,246	1,628,846	25,468,382	19,004,139
포천시	6,373	87,626	602,049	8,219,163	6,108,620
여주시	5,193	81,004	553,476	7,497,191	5,676,915
연천군	1,579	25,439	167,792	2,391,270	1,804,057
가평군	2,379	37,875	250,711	3,693,725	2,788,834
양평군	4,848	75,473	506,072	7,557,798	5,775,991
<b>강원</b>	<b>72,043</b>	<b>1,100,521</b>	<b>7,237,917</b>	<b>108,123,122</b>	<b>82,104,334</b>
춘천시	16,089	249,178	1,639,907	23,657,555	17,868,450
원주시	21,651	337,835	2,168,445	33,404,960	25,471,721
강릉시	9,136	129,490	886,730	13,182,141	9,927,868
동해시	3,602	56,959	367,754	5,589,528	4,317,698
태백시	1,300	19,867	131,998	1,786,824	1,358,850
속초시	3,877	57,160	365,938	5,473,290	4,083,224
삼척시	2,206	32,734	224,291	3,579,412	2,729,356
홍천군	2,362	36,646	239,899	3,644,146	2,797,517
횡성군	1,347	20,272	130,547	2,204,490	1,704,596
영월군	1,033	16,342	100,347	1,748,874	1,346,906
평창군	1,155	15,827	109,159	1,611,329	1,232,374
정선군	998	13,778	109,554	1,499,330	1,153,019
철원군	1,800	28,861	179,994	2,750,041	2,095,405
화천군	1,021	16,779	116,548	1,634,386	1,228,767
양구군	996	16,405	110,556	1,420,201	1,060,628
인제군	1,578	24,155	159,708	2,283,626	1,728,798
고성군	1,014	15,624	106,608	1,459,690	1,102,023
양양군	878	12,609	89,934	1,193,299	897,132

주 : 진료일 기준(의료이용은 약국제외, 요양급여일수, 진료비와 급여비는 약국포함)이며, 의료급여 포함

# 진료실적 현황 (여자) <계속> Age and District (Female) <Cont'd>

(단위 : 명, 일, 천원)  
Unit : Person, Day, 1,000Won

40 ~ 49세						Division
진료실인원수 Patients	입내원일수 Visit	요양급여일수 Reimbursed Days	진료비 Medical Expense	급여비 Benefit		
22,924	417,689	3,494,763	38,898,099	28,591,985		Gwangmyeong-si
45,861	779,842	7,326,947	76,881,652	56,461,177		Pyeongtaek-si
5,637	105,533	1,005,161	10,833,936	8,282,054		Dongducheon-si
23,705	426,440	3,942,917	41,987,742	31,176,556		Sangnok-gu
24,029	423,272	3,803,685	41,237,970	30,338,034		Danwon-gu
37,454	662,727	5,809,850	63,393,466	46,556,866		Deogyang-gu
22,607	377,210	3,491,283	36,928,781	27,136,702		Ilсандong-gu
22,377	384,663	3,402,412	37,064,137	27,545,957		Ilсанseo-gu
6,150	98,943	768,505	8,936,266	6,449,835		Gwacheon-si
14,178	254,357	2,190,941	23,425,830	17,223,981		Guri-si
61,983	1,058,239	9,595,692	103,937,913	76,659,471		Namyangju-si
20,700	341,732	3,157,569	32,174,648	23,577,447		Osan-si
44,262	777,521	7,039,506	78,787,995	58,243,499		Siheung-si
19,416	343,611	2,968,919	31,154,815	22,851,323		Gunpo-si
10,841	185,120	1,576,341	16,922,021	12,354,728		Uiwang-si
28,791	526,027	4,240,221	49,765,952	36,574,522		Hanam-si
19,830	324,573	3,132,816	32,875,265	24,105,336		Cheoin-gu
38,168	612,682	5,658,744	57,529,584	41,684,386		Giheung-gu
34,809	570,365	4,850,225	51,393,814	37,345,751		Suji-gu
39,456	668,157	6,279,195	65,693,397	48,517,309		Paju-si
15,948	261,707	2,576,132	24,903,815	18,536,238		Icheon-si
13,806	238,591	2,220,452	23,590,649	17,469,276		Anseong-si
44,839	743,290	6,616,212	74,064,570	54,434,200		Gimpo-si
86,832	1,431,984	13,379,167	138,821,844	101,913,803		Hwaseong-si
31,437	530,770	5,063,321	52,810,093	39,083,468		Gwangju-si
20,783	353,903	3,327,858	35,138,753	26,013,394		Yangju-si
7,907	132,546	1,364,426	12,962,433	9,580,354		Pocheon-si
7,236	122,796	1,132,140	11,771,260	8,820,459		Yeoju-si
1,915	32,690	328,252	3,147,231	2,344,412		Yeoncheon-gun
3,330	55,439	558,063	5,894,743	4,529,649		Gapyeong-gun
7,501	127,805	1,181,141	12,888,111	9,738,737		Yangpyeong-gun
<b>97,578</b>	<b>1,583,481</b>	<b>15,439,727</b>	<b>155,855,949</b>	<b>116,785,211</b>		<b>Gangwon</b>
19,719	328,500	3,119,173	32,286,013	24,404,127		Chuncheon-si
26,931	443,047	4,128,615	43,146,196	32,217,973		Wonju-si
13,897	209,800	2,181,696	20,851,442	15,451,309		Gangneung-si
6,148	102,702	990,058	9,597,882	7,107,984		Donghae-si
2,482	40,906	408,155	4,518,851	3,492,272		Taebaek-si
5,476	89,660	852,876	9,441,767	7,143,970		Sokcho-si
3,477	52,503	566,662	5,224,611	3,820,849		Samcheok-si
3,220	54,499	515,689	5,575,378	4,277,752		Hongcheon-gun
2,025	33,627	330,286	3,004,921	2,218,394		Hoengseong-gun
1,784	27,316	285,241	3,201,887	2,448,895		Yeongwol-gun
1,965	29,690	308,005	2,928,651	2,170,758		Pyeongchang-gun
1,718	25,484	269,974	2,520,804	1,881,355		Jeongseon-gun
2,191	38,889	381,587	3,707,704	2,819,582		Cheorwon-gun
1,045	16,805	182,170	1,417,506	1,035,369		Hwacheon-gun
1,094	19,017	194,587	1,774,976	1,338,717		Yanggu-gun
1,712	27,431	280,097	2,575,370	1,910,149		Inje-gun
1,250	21,522	221,048	1,961,115	1,452,983		Goseong-gun
1,444	22,083	223,808	2,120,875	1,592,774		Yangyang-gun

Note : Based on the Treatments(excluding pharmacy from Medical Service Use, including pharmacy in Treatment Days/Medical Expense /Benefit Amount) including Medical aid

제 4-3 표  
Table 4-3

시·군·구별 연령별  
Medical Treatment Activities by

구 분	50 ~ 59세				
	진료실인원수 Patients	입내원일수 Visit	요양급여일수 Reimbursed Days	진료비 Medical Expense	급여비 Benefit
서 울	750,178	17,403,053	205,015,014	1,672,386,761	1,247,209,866
종 로 구	12,031	261,796	3,122,896	26,090,430	19,267,956
중 구	10,139	232,515	2,739,022	23,541,154	17,581,445
용 산 구	17,048	380,880	4,544,591	37,236,210	27,649,011
성 동 구	22,232	527,348	6,148,818	49,991,571	36,695,214
광 진 구	27,021	635,489	7,366,518	60,212,055	44,654,387
동 대 문 구	25,292	596,265	7,171,590	58,856,866	43,980,548
중 랑 구	31,981	829,430	9,671,268	79,748,901	60,388,684
성 북 구	34,527	785,523	9,697,716	76,158,338	56,588,027
강 북 구	24,295	618,126	7,354,588	60,217,421	46,269,512
도 봉 구	27,295	636,625	7,641,650	61,067,175	46,125,603
노 원 구	43,178	1,009,191	12,030,819	97,614,091	74,509,222
은 평 구	38,785	931,729	10,895,279	89,749,188	67,368,545
서 대 문 구	24,341	559,084	6,555,458	53,840,048	40,050,755
마 포 구	27,890	622,552	7,124,688	60,363,112	44,789,093
양 천 구	36,725	848,344	10,013,481	81,174,532	60,253,182
강 서 구	41,619	996,870	11,744,554	98,662,129	74,416,782
구 로 구	33,149	771,556	9,129,766	75,370,117	55,784,820
금 천 구	20,141	489,313	6,043,482	49,801,046	37,763,146
영 등 포 구	29,891	673,350	7,991,659	65,084,387	47,932,811
동 작 구	28,933	664,444	7,724,211	62,924,146	46,381,901
관 악 구	31,910	761,006	8,858,449	74,448,277	56,167,906
서 초 구	32,455	685,471	8,052,261	62,821,376	45,373,740
강 남 구	42,808	911,152	10,732,400	85,885,144	63,134,322
송 파 구	51,214	1,137,111	13,067,245	103,350,372	75,845,103
강 동 구	35,278	837,883	9,592,605	78,178,676	58,238,151
인 천	255,584	6,090,430	73,916,952	615,860,034	464,121,507
중 구	10,836	229,917	2,806,346	23,702,155	17,804,573
동 구	4,585	118,395	1,417,096	12,050,009	9,009,556
미 추 홀 구	32,575	798,767	9,646,035	84,817,509	64,611,752
연 수 구	33,466	724,259	8,845,102	73,895,701	55,173,997
남 동 구	43,512	1,095,745	13,014,581	108,983,362	82,325,804
부 평 구	44,954	1,108,596	13,326,399	110,962,972	83,970,071
계 양 구	27,987	700,906	8,194,938	67,855,080	51,156,891
서 구	51,170	1,174,564	14,759,408	117,373,880	87,765,379
강 화 군	5,166	112,524	1,511,189	13,348,534	10,192,457
용 진 군	1,333	26,757	395,858	2,870,831	2,111,026
경 기	1,153,407	25,559,242	320,487,223	2,552,818,541	1,900,194,714
수 원 시 장 안 구	24,777	555,582	6,787,988	53,466,618	39,912,309
수 원 시 권 천 구	31,894	733,535	9,167,911	72,807,230	54,285,581
수 원 시 팔 달 구	17,013	395,963	4,698,781	38,787,636	29,060,763
수 원 시 영 통 구	28,619	622,765	7,634,545	57,149,407	41,806,963
성 남 시 수 정 구	19,436	475,949	5,619,477	45,021,597	33,971,133
성 남 시 중 원 구	17,435	440,518	5,274,397	41,501,160	31,207,633
성 남 시 분 당 구	39,947	836,644	10,175,110	75,241,775	54,883,548
의 정 부 시	40,868	926,170	11,700,551	93,425,768	70,453,949
안 양 시 만 안 구	20,716	482,836	5,898,934	49,241,233	36,920,426
안 양 시 동 안 구	27,631	615,412	7,326,731	57,154,200	41,960,352
부 천 시	72,063	1,722,969	21,133,567	173,553,532	129,054,481

주 : 진료일 기준(의료이용은 약국제외, 요양급여일수, 진료비와 급여비는 약국포함)이며, 의료급여 포함

# 진료실적 현황 (여자) <계속> Age and District (Female) <Cont'd>

(단위 : 명, 일, 천원)  
Unit : Person, Day, 1,000Won

60 ~ 69세					Division
진료실인원수 Patients	입내원일수 Visit	요양급여일수 Reimbursed Days	진료비 Medical Expense	급여비 Benefit	
<b>701,368</b>	<b>23,322,249</b>	<b>305,462,027</b>	<b>2,373,633,945</b>	<b>1,797,002,908</b>	<b>Seoul</b>
10,592	318,151	4,322,238	33,786,547	25,154,425	Jongno-gu
9,886	318,132	4,184,159	34,252,780	25,909,355	Jung-gu
14,936	460,312	6,241,679	46,952,321	35,165,957	Yongsan-gu
19,729	660,874	8,652,322	67,289,916	50,472,251	Seongdong-gu
24,158	790,657	10,293,282	78,168,085	58,557,440	Gwangjin-gu
24,958	862,721	11,322,927	89,488,033	67,769,803	Dongdaemun-gu
32,421	1,184,261	14,841,636	119,758,016	91,910,953	Jungnang-gu
30,338	1,013,269	13,666,048	103,594,117	78,162,531	Seongbuk-gu
24,980	916,983	11,666,223	92,218,070	71,081,056	Gangbuk-gu
27,550	919,876	12,086,872	90,606,582	68,546,870	Dobong-gu
38,639	1,336,338	17,731,426	135,279,451	105,101,452	Nowon-gu
36,429	1,277,414	16,315,659	128,319,868	97,398,036	Eunpyeong-gu
21,666	705,378	9,376,152	72,123,015	54,197,370	Seodaemun-gu
22,306	713,543	9,403,263	72,587,090	54,748,046	Mapo-gu
32,606	1,104,157	14,485,826	112,712,155	85,245,639	Yangcheon-gu
43,282	1,502,265	19,459,855	156,768,377	120,509,535	Gangseo-gu
33,990	1,139,069	14,934,213	119,613,790	89,650,991	Guro-gu
20,460	696,892	9,463,486	75,930,139	58,042,807	Geumcheon-gu
28,455	884,113	12,004,962	92,843,183	69,457,090	Yeongdeungpo-gu
27,356	891,147	11,717,280	91,576,988	68,895,147	Dongjak-gu
32,717	1,145,136	14,608,303	117,532,237	89,978,744	Gwanak-gu
25,829	743,058	10,189,631	77,125,991	57,212,322	Seocho-gu
34,256	1,023,675	13,629,558	102,222,058	76,760,476	Gangnam-gu
47,578	1,492,206	19,320,944	143,062,916	106,290,662	Songpa-gu
36,251	1,222,622	15,544,083	119,822,217	90,783,952	Gangdong-gu
<b>224,772</b>	<b>7,756,680</b>	<b>100,014,916</b>	<b>826,162,390</b>	<b>632,692,536</b>	<b>Incheon</b>
9,851	311,061	4,112,428	35,350,492	27,083,230	Jung-gu
5,193	205,999	2,475,962	21,364,186	16,325,806	Dong-gu
32,557	1,176,429	14,841,700	126,708,753	97,704,207	Michuhol-gu
24,429	760,248	10,099,305	80,264,796	60,735,841	Yeonsu-gu
39,158	1,415,508	17,956,202	149,898,050	115,321,217	Namdong-gu
40,889	1,433,194	18,517,120	148,997,611	114,276,595	Bupyeong-gu
24,071	867,048	10,702,017	89,150,847	68,257,486	Gyeyang-gu
38,485	1,292,702	16,962,042	139,459,618	106,541,844	Seo-gu
7,961	233,355	3,425,347	27,618,408	20,979,649	Ganghwa-gun
2,178	61,136	922,793	7,349,629	5,466,661	Ongjin-gun
<b>934,543</b>	<b>29,373,486</b>	<b>406,722,210</b>	<b>3,152,917,689</b>	<b>2,381,532,440</b>	<b>Gyeonggi</b>
18,792	616,091	8,177,091	62,283,774	47,068,938	Jangan-gu
25,218	815,167	11,016,904	85,444,363	64,467,878	Gwonseon-gu
14,993	500,242	6,498,159	52,093,380	39,625,288	Paldal-gu
16,863	519,818	7,089,042	50,899,604	37,805,516	Yongtong-gu
19,136	670,987	8,651,570	66,872,161	51,059,220	Sujeong-gu
17,237	626,305	8,116,788	62,217,434	47,101,455	Jungwon-gu
29,231	842,078	11,934,967	83,628,468	62,405,186	Bundang-gu
34,460	1,129,847	15,639,258	121,383,247	93,051,403	Uijeongbu-si
19,928	659,697	8,722,723	70,147,945	53,269,291	Manan-gu
22,249	695,643	9,377,468	69,253,850	51,560,667	Dongan-gu
67,396	2,289,619	30,392,797	244,989,081	184,673,642	Bucheon-si

Note : Based on the Treatments(excluding pharmacy from Medical Service Use, including pharmacy in Treatment Days/Medical Expense /Benefit Amount) including Medical aid

제 4-3 표  
Table 4-3

시·군·구별 연령별  
Medical Treatment Activities by

구 분	50 ~ 59세				
	진료실인원수 Patients	입내원일수 Visit	요양급여일수 Reimbursed Days	진료비 Medical Expense	급여비 Benefit
광 명 시	24,266	571,329	6,705,207	56,389,779	42,050,208
평택 시	46,881	1,008,829	13,251,798	103,205,385	76,017,153
동두천 시	7,379	183,460	2,285,124	19,857,555	15,347,347
안산시상록구	33,696	772,758	9,647,184	81,216,973	60,832,365
안산시단원구	32,198	737,146	8,975,046	74,245,715	54,986,301
고양시덕양구	42,398	958,080	11,892,396	94,339,092	70,471,447
고양시일산동구	28,363	592,176	7,678,666	57,692,399	42,876,712
고양시일산서구	28,499	613,143	7,676,113	57,368,469	42,403,133
과천시	6,782	138,068	1,526,892	12,817,127	9,336,109
구리 시	17,237	407,900	4,919,694	39,268,204	29,264,296
남양주시	60,912	1,347,042	16,965,838	139,515,194	104,415,893
오산시	18,036	385,701	4,949,483	40,294,921	30,238,495
시흥시	46,459	1,047,203	13,311,366	111,884,280	83,452,610
군포시	23,984	540,191	6,584,026	52,657,943	39,321,781
의왕시	14,416	316,951	3,867,551	30,127,588	22,199,709
하남시	23,423	542,183	6,302,139	52,657,240	38,919,577
용인시처인구	22,370	475,378	6,195,512	49,792,512	36,846,241
용인시기흥구	36,922	743,625	9,648,185	73,725,218	54,294,093
용인시수지구	30,173	628,373	7,543,971	57,074,570	41,733,306
파주시	39,022	844,648	11,009,826	87,197,582	65,453,192
이천시	17,421	376,049	4,980,094	37,474,931	28,093,299
안성시	15,892	346,210	4,408,200	36,068,071	26,936,885
김포시	35,417	755,971	9,685,756	78,618,921	58,425,029
화성시	66,002	1,360,761	17,682,800	140,201,899	103,901,194
광주시	33,011	698,372	9,461,142	71,141,593	52,559,081
양주시	21,491	470,498	6,148,020	48,793,444	36,663,302
포천시	12,720	277,849	3,910,907	29,273,558	22,157,104
여주시	9,476	204,035	2,556,829	20,529,266	15,448,624
연천군	2,943	66,321	919,703	7,028,607	5,333,244
가평군	5,036	115,778	1,506,344	11,917,926	9,197,779
양평군	10,183	224,871	2,873,419	23,092,424	17,502,064
<b>강원</b>	<b>123,151</b>	<b>2,602,343</b>	<b>34,464,820</b>	<b>264,477,189</b>	<b>199,848,249</b>
춘천시	22,629	489,571	6,284,920	48,189,953	36,804,391
원주시	30,499	658,311	8,314,605	66,381,713	49,862,306
강릉시	17,266	347,155	4,787,295	35,474,101	26,738,895
동해시	7,282	163,583	2,066,692	15,888,167	11,990,366
태백시	3,076	63,988	907,732	6,861,628	5,193,519
속초시	7,252	154,680	1,997,764	15,536,304	11,806,360
삼척시	4,705	97,121	1,343,308	10,252,881	7,723,127
홍천군	5,194	112,452	1,529,702	11,552,562	8,808,009
횡성군	3,725	79,468	1,058,206	8,359,696	6,251,966
영월군	2,959	59,625	838,379	6,461,118	4,878,581
평창군	3,441	64,953	947,956	6,635,342	4,927,087
정선군	2,622	47,194	716,678	5,291,029	3,991,912
철원군	2,994	64,490	876,031	6,809,981	5,197,322
화천군	1,631	34,866	488,238	3,737,051	2,844,724
양구군	1,486	31,109	439,313	3,178,340	2,376,995
인제군	2,175	46,530	669,175	4,492,019	3,324,153
고성군	2,022	45,091	580,892	4,654,442	3,540,876
양양군	2,193	42,156	617,934	4,720,862	3,587,661

주 : 진료일 기준(의료이용은 약국제외, 요양급여일수, 진료비와 급여비는 약국포함)이며, 의료급여 포함



# 진료실적 현황 (여자) <계속> Age and District (Female) <Cont'd>

(단위 : 명, 일, 천원)  
Unit : Person, Day, 1,000Won

60 ~ 69세						Division
진료실인원수 Patients	입내원일수 Visit	요양급여일수 Reimbursed Days	진료비 Medical Expense	급여비 Benefit		
1,131	724,987	9,495,350	75,915,557	57,104,186		Gwangmyeong-si
34,454	1,065,966	14,960,842	119,973,004	91,143,101		Pyeongtaek-si
7,358	255,227	3,391,572	27,538,324	21,430,657		Dongducheon-si
23,546	738,618	9,973,867	79,677,145	60,324,691		Sangnok-gu
23,472	745,865	9,770,916	82,087,697	61,745,402		Danwon-gu
34,550	1,104,780	15,160,407	117,290,123	89,371,564		Deogyang-gu
20,170	580,203	8,493,122	62,398,335	47,263,671		Isandong-gu
19,409	581,848	8,277,361	60,665,826	45,836,513		Ilсанseo-gu
5,323	147,751	1,893,765	14,262,683	10,558,104		Gwacheon-si
13,955	455,367	6,287,802	47,967,738	36,350,876		Guri-si
49,590	1,574,300	22,077,185	176,298,290	133,402,869		Namyangju-si
13,245	398,240	5,662,952	44,436,126	33,648,677		Osan-si
32,025	1,009,875	13,867,401	116,573,271	87,932,028		Siheung-si
20,806	673,596	8,975,045	69,371,690	52,726,978		Gunpo-si
12,661	390,259	5,262,267	40,138,590	30,006,498		Uiwang-si
21,595	718,334	9,322,247	73,320,495	54,938,613		Hanam-si
18,953	564,466	8,179,000	62,887,631	46,985,321		Cheoin-gu
24,803	711,214	10,366,851	74,699,491	55,769,485		Giheung-gu
19,518	567,343	7,902,292	56,396,586	41,772,721		Suji-gu
30,788	949,889	13,786,168	107,148,035	81,871,412		Paju-si
15,306	468,923	6,792,500	50,587,038	38,338,617		Icheon-si
15,141	448,725	6,456,983	50,371,590	37,955,182		Anseong-si
30,030	911,417	12,975,173	102,667,957	77,493,750		Gimpo-si
46,050	1,354,653	19,614,767	154,306,440	115,987,086		Hwaseong-si
28,977	852,962	12,900,831	94,327,963	70,416,381		Gwangju-si
18,303	575,613	8,238,096	62,906,425	47,874,901		Yangju-si
13,358	395,461	6,116,547	45,027,741	34,093,340		Pocheon-si
10,568	325,994	4,456,280	34,914,415	26,601,106		Yeoju-si
4,077	124,483	1,871,750	13,701,541	10,426,127		Yeoncheon-gun
6,591	205,913	2,923,488	22,779,175	17,473,804		Gapyeong-gun
13,287	385,720	5,652,616	43,067,457	32,600,296		Yangpyeong-gun
<b>135,888</b>	<b>4,039,458</b>	<b>59,838,090</b>	<b>445,943,434</b>	<b>339,239,298</b>		<b>Gangwon</b>
22,534	681,287	10,023,634	74,153,828	57,232,365		Chuncheon-si
27,263	828,600	11,685,410	90,659,320	68,827,941		Wonju-si
19,100	533,553	8,405,267	60,339,744	45,834,177		Gangneung-si
7,769	255,505	3,555,789	25,917,735	19,628,933		Donghae-si
3,775	126,105	1,788,613	13,997,940	10,669,599		Taebaek-si
7,596	227,846	3,217,078	24,688,952	18,998,610		Sokcho-si
5,932	183,241	2,723,552	20,568,428	15,654,456		Samcheok-si
7,583	223,544	3,397,185	24,097,821	18,085,948		Hongcheon-gun
5,621	165,934	2,440,026	18,848,183	14,195,179		Hoengseong-gun
4,056	118,101	1,812,294	13,339,811	10,021,613		Yeongwol-gun
4,699	127,292	2,072,989	14,860,718	11,086,079		Pyeongchang-gun
3,757	102,430	1,606,084	11,984,085	8,974,793		Jeongseon-gun
3,731	108,421	1,650,657	12,235,024	9,303,356		Cheorwon-gun
1,943	52,358	843,924	5,862,275	4,404,943		Hwacheon-gun
1,845	53,196	854,251	5,999,894	4,616,428		Yanggu-gun
2,813	81,324	1,221,994	8,946,500	6,800,259		Inje-gun
2,893	86,571	1,264,883	9,723,135	7,435,355		Goseong-gun
2,978	84,150	1,274,460	9,720,041	7,469,264		Yangyang-gun

Note : Based on the Treatments(excluding pharmacy from Medical Service Use, including pharmacy in Treatment Days/Medical Expense /Benefit Amount) including Medical aid

제 4-3 표  
Table 4-3

시·군·구별 연령별  
Medical Treatment Activities by

구 분	70 ~ 79세				
	진료실인원수 Patients	입내원일수 Visit	요양급여일수 Reimbursed Days	진료비 Medical Expense	급여비 Benefit
서울	407,343	18,846,205	246,341,083	2,070,510,645	1,608,504,688
종로구	6,292	257,803	3,654,507	30,637,144	23,292,114
중구	5,930	269,382	3,537,682	31,160,594	24,317,020
용산구	8,669	372,449	5,133,369	42,622,182	32,858,271
성동구	11,328	540,923	6,926,407	58,162,422	44,896,742
광진구	12,955	583,552	7,585,667	63,668,989	48,766,934
동대문구	15,677	762,894	9,989,176	84,514,608	65,678,506
중랑구	18,146	925,064	11,347,682	98,619,488	77,737,390
성북구	18,915	880,063	11,825,040	98,003,237	75,924,299
강북구	16,993	857,133	10,722,458	90,505,433	71,453,671
도봉구	15,657	727,166	9,537,904	77,395,769	60,377,578
노원구	22,245	1,080,100	14,200,364	117,647,545	94,075,530
은평구	22,470	1,101,587	13,777,955	117,983,250	92,078,215
서대문구	13,480	628,203	8,251,910	70,180,537	54,160,475
마포구	13,805	620,962	8,185,400	68,465,973	53,074,636
양천구	17,208	814,077	10,437,654	90,422,130	70,491,311
강서구	23,502	1,112,003	14,442,379	124,817,192	98,426,454
구로구	19,334	908,886	11,582,958	101,190,778	78,214,651
금천구	10,824	503,408	6,781,432	58,072,086	45,724,377
영등포구	15,961	703,512	9,522,404	81,683,553	63,143,153
동작구	17,227	799,507	10,385,617	86,621,334	66,615,815
관악구	21,098	1,006,637	12,858,926	109,270,523	85,452,660
서초구	15,779	630,365	8,941,150	70,803,328	53,263,398
강남구	20,965	828,172	11,806,471	93,542,185	71,602,850
송파구	24,198	1,045,772	13,759,837	111,291,342	84,672,325
강동구	18,685	886,585	11,146,734	93,229,025	72,206,315
인천	107,604	5,211,276	65,672,621	600,380,012	474,167,455
중구	5,585	248,765	3,226,815	30,344,444	24,032,294
동구	3,697	210,822	2,368,787	23,199,184	18,214,548
미추홀구	18,381	904,224	11,363,542	103,294,663	81,454,115
연수구	9,523	432,732	5,519,809	50,048,683	39,140,518
남동구	19,160	968,728	11,873,987	111,140,973	88,580,857
부평구	19,279	969,140	11,980,392	108,691,346	86,121,137
계양구	9,337	472,965	5,794,263	51,774,785	41,066,180
서구	16,090	753,369	9,724,363	90,187,098	71,328,417
강화군	5,283	204,935	3,083,941	25,746,035	19,798,419
옹진군	1,269	45,596	736,722	5,952,802	4,430,971
경기	464,003	20,230,113	278,227,832	2,364,524,045	1,836,107,310
수원시 장안구	9,491	450,404	5,744,444	50,439,157	39,489,429
수원시 권선구	11,123	513,969	6,732,140	59,318,017	46,355,096
수원시 팔달구	7,588	352,883	4,513,043	39,053,883	30,647,019
수원시 영통구	6,993	310,846	4,085,887	34,349,703	26,259,710
성남시 수정구	10,258	496,848	6,392,295	51,545,565	40,286,132
성남시 중원구	8,878	448,145	5,601,313	46,984,974	36,367,744
성남시 분당구	14,988	597,198	8,737,074	67,435,045	51,580,788
의정부시	18,693	836,638	11,519,655	97,875,257	77,068,621
안양시 만안구	9,715	440,500	5,845,200	51,114,262	39,649,292
안양시 동안구	9,410	421,197	5,650,143	46,797,115	35,889,828
부천시	28,698	1,356,122	17,557,141	155,185,850	120,914,953

주 : 진료일 기준(의료이용은 약국제외, 요양급여일수, 진료비와 급여비는 약국포함)이며, 의료급여 포함

# 진료실적 현황 (여자) <계속> Age and District (Female) <Cont'd>

(단위 : 명, 일, 천원)  
Unit : Person, Day, 1,000Won

80세이상					Division
진료실인원수 Patients	입내원일수 Visit	요양급여일수 Reimbursed Days	진료비 Medical Expense	급여비 Benefit	
<b>247,298</b>	<b>12,765,833</b>	<b>159,252,843</b>	<b>1,668,075,817</b>	<b>1,320,244,798</b>	<b>Seoul</b>
4,832	228,777	3,034,769	31,652,724	24,549,062	Jongno-gu
4,352	222,690	2,781,114	30,705,542	24,326,103	Jung-gu
6,715	330,604	4,370,056	45,771,029	35,870,922	Yongsan-gu
7,564	393,037	4,876,439	51,891,940	40,749,674	Seongdong-gu
7,886	397,732	5,006,480	51,985,420	40,378,339	Gwangjin-gu
10,045	521,775	6,659,757	68,337,264	53,819,282	Dongdaemun-gu
10,780	580,236	7,001,347	74,854,760	60,779,551	Jungnang-gu
12,690	637,959	8,233,999	82,895,189	65,299,079	Seongbuk-gu
10,528	555,951	6,838,922	68,803,742	55,450,066	Gangbuk-gu
10,629	529,344	6,746,671	66,688,370	53,138,370	Dobong-gu
15,449	802,902	10,242,270	102,735,499	83,763,436	Nowon-gu
14,047	729,772	9,013,062	93,376,499	74,057,274	Eunpyeong-gu
9,793	520,424	6,410,824	66,472,075	52,180,224	Seodaemun-gu
9,591	480,555	6,061,602	63,150,519	49,172,391	Mapo-gu
9,881	520,148	6,319,425	68,419,054	54,149,754	Yangcheon-gu
13,730	730,097	8,836,170	93,818,112	75,730,905	Gangseo-gu
10,422	549,636	6,516,408	72,956,799	57,642,708	Guro-gu
5,997	312,804	3,875,722	41,834,394	33,838,755	Geumcheon-gu
9,876	504,561	6,401,951	70,113,403	55,001,238	Yeongdeungpo-gu
10,042	515,524	6,523,187	68,249,488	53,630,064	Dongjak-gu
11,664	599,143	7,429,821	77,324,345	62,040,211	Gwanak-gu
8,040	414,680	5,306,200	58,050,585	44,532,190	Seocho-gu
10,344	520,622	6,767,165	70,138,193	54,633,045	Gangnam-gu
12,655	656,536	7,854,315	84,320,198	65,304,904	Songpa-gu
9,746	510,324	6,145,167	63,530,675	50,207,253	Gangdong-gu
<b>76,837</b>	<b>3,982,189</b>	<b>47,224,595</b>	<b>532,858,868</b>	<b>430,304,066</b>	<b>Incheon</b>
3,793	190,802	2,218,837	26,055,436	21,040,123	Jung-gu
2,599	149,295	1,683,578	18,645,706	14,930,899	Dong-gu
12,428	652,845	7,722,899	88,301,929	71,501,017	Michuhol-gu
7,241	387,728	4,384,423	52,211,372	41,841,162	Yeonsu-gu
12,660	699,585	7,897,199	91,764,874	74,866,985	Namdong-gu
13,638	707,617	8,517,547	91,861,441	74,171,586	Bupyeong-gu
7,382	391,069	4,641,205	50,464,806	40,959,465	Gyeyang-gu
11,066	566,693	6,739,786	79,266,533	64,069,568	Seo-gu
4,942	193,798	2,828,809	28,246,616	22,215,667	Ganghwa-gun
1,088	42,757	590,312	6,040,156	4,707,594	Ongjin-gun
<b>332,063</b>	<b>16,065,895</b>	<b>203,090,030</b>	<b>2,148,273,352</b>	<b>1,699,090,540</b>	<b>Gyeonggi</b>
7,141	375,357	4,391,710	47,885,377	38,120,133	Jangan-gu
7,233	363,343	4,373,759	47,202,698	37,244,008	Gwonseon-gu
4,993	258,073	3,022,171	32,908,880	26,132,102	Paldal-gu
4,846	259,082	3,000,089	33,729,410	26,227,704	Yongtong-gu
5,943	313,115	3,732,960	39,435,282	31,522,776	Sujeong-gu
5,314	290,722	3,372,937	36,411,005	28,821,042	Jungwon-gu
11,358	560,021	7,472,856	74,210,280	57,529,180	Bundang-gu
13,113	585,027	8,244,677	78,323,399	62,691,472	Uijeongbu-si
6,533	319,275	4,040,891	42,653,392	33,660,406	Manan-gu
6,770	328,867	4,280,186	43,350,421	33,526,243	Dongan-gu
19,124	1,013,793	11,898,268	134,082,189	106,526,718	Bucheon-si

Note : Based on the Treatments(excluding pharmacy from Medical Service Use, including pharmacy in Treatment Days/Medical Expense /Benefit Amount) including Medical aid

제 4-3 표  
Table 4-3

시·군·구별 연령별  
Medical Treatment Activities by

구 분	70 ~ 79세				
	진료실인원수 Patients	입내원일수 Visit	요양급여일수 Reimbursed Days	진료비 Medical Expense	급여비 Benefit
광 명 시	10,314	501,515	6,514,836	55,916,141	43,310,808
평택 시	17,308	749,806	10,404,948	90,130,966	69,980,989
동두천 시	4,954	223,597	2,901,043	25,518,404	20,273,522
안산시상록구	10,076	459,641	5,920,088	54,575,589	42,879,110
안산시단원구	8,836	417,351	4,976,484	49,209,034	38,698,724
고양시덕양구	18,064	816,973	11,153,507	95,870,239	75,025,773
고양시일산동구	9,138	372,056	5,497,410	44,854,648	34,999,046
고양시일산서구	9,224	393,037	5,606,618	43,912,131	33,868,627
과천시	2,358	97,350	1,240,847	10,172,533	7,742,658
구리시	6,814	318,525	4,279,071	36,754,698	28,641,603
남양주시	27,446	1,186,921	16,567,889	142,870,115	111,155,761
오산시	6,253	260,116	3,696,284	31,532,982	24,513,429
시흥시	12,882	565,367	7,546,525	71,834,459	56,257,432
군포시	9,016	402,463	5,342,850	45,373,229	35,506,049
의왕시	5,234	228,841	3,169,307	26,699,944	20,651,197
하남시	10,234	479,476	6,188,421	53,342,906	41,058,494
용인시처인구	9,847	407,901	5,773,693	49,714,290	38,203,193
용인시기흥구	16,024	623,641	9,595,145	72,011,223	54,626,104
용인시수지구	13,630	545,777	7,996,816	58,444,717	43,760,010
파주시	17,195	731,557	10,562,064	89,678,728	70,620,271
이천시	7,703	313,905	4,501,628	37,987,505	29,354,804
안성시	8,198	344,341	4,852,413	41,887,307	32,425,238
김포시	16,083	672,708	9,498,024	83,671,918	64,930,765
화성시	20,994	842,837	12,173,144	103,017,217	79,185,673
광주시	13,594	541,058	8,159,322	66,012,140	50,544,619
양주시	10,074	420,053	6,018,888	51,134,942	40,240,551
포천시	6,802	276,659	4,138,311	34,571,602	27,163,827
여주시	5,880	248,029	3,329,277	28,958,682	22,519,520
연천군	2,602	109,421	1,630,260	13,517,860	10,664,861
가평군	3,830	162,824	2,233,770	19,923,702	15,709,493
양평군	7,561	291,617	4,380,614	35,325,367	27,086,550
<b>강원</b>	<b>76,686</b>	<b>3,051,986</b>	<b>45,770,543</b>	<b>364,787,631</b>	<b>283,151,562</b>
춘천시	12,193	505,513	7,486,839	59,458,933	46,832,889
원주시	13,034	519,296	7,691,839	62,541,615	48,565,815
강릉시	11,536	421,165	6,876,202	52,286,516	40,574,809
동해시	4,622	208,020	2,814,097	22,667,170	17,642,349
태백시	2,774	123,870	1,821,852	14,311,283	11,011,568
속초시	4,057	169,586	2,353,381	19,903,530	15,746,220
삼척시	3,850	160,656	2,289,807	20,496,377	15,996,847
홍천군	3,948	157,054	2,322,947	18,238,821	13,989,372
횡성군	3,015	118,601	1,716,894	15,134,501	11,659,638
영월군	2,597	102,122	1,560,292	12,536,307	9,598,505
평창군	2,747	95,762	1,621,323	11,893,335	8,982,775
정선군	2,388	91,070	1,397,964	10,664,033	8,061,901
철원군	2,438	95,952	1,433,574	11,463,122	8,875,834
화천군	1,178	43,905	718,746	5,115,054	3,933,034
양구군	1,018	36,768	596,516	4,322,274	3,375,887
인제군	1,390	53,024	795,154	6,431,294	5,004,337
고성군	1,893	78,467	1,141,097	8,725,736	6,742,953
양양군	2,008	71,155	1,132,019	8,597,733	6,556,830

주 : 진료일 기준(의료이용은 약국제외, 요양급여일수, 진료비와 급여비는 약국포함)이며, 의료급여 포함

# 진료실적 현황 (여자) <계속> Age and District (Female) <Cont'd>

(단위 : 명, 일, 천원)  
Unit : Person, Day, 1,000Won

80세이상						Division
진료실인원수 Patients	입내원일수 Visit	요양급여일수 Reimbursed Days	진료비 Medical Expense	급여비 Benefit		
6,921	372,654	4,438,774	48,678,685	38,394,309		Gwangmyeong-si
13,212	598,751	7,851,483	80,909,573	63,838,038		Pyeongtaek-si
4,076	200,404	2,386,402	24,805,881	20,084,141		Dongducheon-si
8,120	421,863	4,714,829	55,179,544	44,603,423		Sangnok-gu
6,236	335,501	3,464,133	44,152,217	35,419,625		Danwon-gu
14,208	697,922	9,066,564	93,841,393	74,953,485		Deogyang-gu
8,375	404,673	5,309,238	55,838,187	44,323,552		Ilсандong-gu
8,574	436,590	5,632,100	56,610,610	44,288,766		Ilсанseo-gu
1,864	90,865	1,118,399	11,542,983	8,941,764		Gwacheon-si
4,463	235,363	2,872,175	30,701,277	24,336,941		Guri-si
18,231	868,493	11,137,127	117,906,459	94,111,849		Namyangju-si
3,987	169,675	2,370,999	24,457,939	19,271,461		Osan-si
9,394	479,117	5,474,985	66,956,785	53,398,326		Siheung-si
7,070	342,043	4,416,180	44,876,087	35,652,246		Gunpo-si
3,878	188,980	2,378,309	25,023,304	19,415,128		Uiwang-si
5,843	307,148	3,621,120	41,280,579	32,434,943		Hanam-si
7,043	313,891	4,129,916	44,899,485	35,041,153		Cheoin-gu
10,313	478,712	6,702,091	65,642,352	50,810,247		Giheung-gu
8,095	392,116	5,303,580	50,222,999	38,233,520		Suji-gu
13,873	684,891	8,560,670	93,777,480	75,455,413		Paju-si
6,095	284,331	3,468,708	36,385,092	28,503,449		Icheon-si
6,874	315,469	3,941,553	42,548,770	33,512,930		Anseong-si
10,310	473,607	6,305,200	68,958,160	54,824,911		Gimpo-si
14,532	658,950	8,289,005	92,070,672	72,227,012		Hwaseong-si
8,275	354,029	4,990,249	48,231,935	37,476,174		Gwangju-si
7,348	316,072	4,335,254	42,918,869	34,787,818		Yangju-si
6,095	250,450	3,644,630	35,073,337	27,956,282		Pocheon-si
4,942	235,317	2,696,674	28,431,790	22,361,445		Yeoju-si
2,537	114,471	1,561,869	14,743,631	11,853,978		Yeoncheon-gun
3,120	132,568	1,757,988	17,945,853	14,341,074		Gapyeong-gun
5,791	244,304	3,319,322	33,469,090	26,235,353		Yangpyeong-gun
<b>67,435</b>	<b>2,850,845</b>	<b>40,173,067</b>	<b>383,301,378</b>	<b>303,518,367</b>		<b>Gangwon</b>
11,105	511,190	7,150,262	70,962,776	57,269,631		Chuncheon-si
11,636	488,779	7,096,334	68,321,476	54,016,027		Wonju-si
9,319	332,600	5,454,203	47,440,824	37,331,977		Gangneung-si
3,521	172,021	2,141,587	20,423,803	16,218,415		Donghae-si
1,847	91,818	1,163,936	10,896,399	8,546,312		Taebaek-si
3,096	140,240	1,857,317	17,959,376	14,390,244		Sokcho-si
3,732	176,899	2,075,938	23,357,311	18,429,833		Samcheok-si
3,924	155,072	2,233,934	19,806,618	15,414,370		Hongcheon-gun
2,973	120,811	1,651,971	16,097,948	12,429,356		Hoengseong-gun
2,414	99,413	1,402,726	13,710,036	10,748,938		Yeongwol-gun
2,322	89,685	1,319,646	11,899,488	9,284,611		Pyeongchang-gun
2,032	78,081	1,107,572	10,350,292	8,027,769		Jeongseon-gun
2,158	101,722	1,235,157	12,065,118	9,548,464		Cheorwon-gun
1,299	54,487	785,097	7,593,699	6,106,159		Hwacheon-gun
1,100	41,618	626,501	5,954,363	4,774,218		Yanggu-gun
1,391	55,121	784,168	7,569,775	6,047,255		Inje-gun
1,787	75,230	1,062,175	9,948,232	7,887,933		Goseong-gun
1,779	66,058	1,024,543	8,943,842	7,046,856		Yangyang-gun

Note : Based on the Treatments(excluding pharmacy from Medical Service Use, including pharmacy in Treatment Days/Medical Expense /Benefit Amount) including Medical aid



## 제5장

# 주요 암질환 급여현황



제 5-1 표  
Table 5-1

시·군·구별  
Benefits for Major Cancer

구 분	위암(C16) Gastric cancer				
	진료실인원수 Patients	입내원일수 Visit	요양급여일수 Reimbursed Days	진료비 Medical Expense	급여비 Benefit
서울	29,239	306,176	2,744,616	108,605,183	97,630,289
종로구	449	5,672	43,342	1,903,993	1,686,162
중구	399	3,851	36,235	1,277,454	1,155,159
용산구	637	5,959	59,396	2,139,881	1,926,959
성동구	826	8,668	72,629	3,247,157	2,923,454
광진구	1,027	10,080	89,293	3,443,617	3,071,564
동대문구	1,117	12,453	105,138	4,545,555	4,136,537
중랑구	1,245	13,163	113,098	4,466,256	4,031,640
성북구	1,432	13,917	136,755	5,590,178	5,025,842
강북구	1,134	11,760	109,617	4,123,930	3,753,230
도봉구	1,114	12,344	107,436	4,364,271	3,971,569
노원구	1,621	16,734	136,875	5,413,113	4,901,257
은평구	1,530	16,359	143,531	5,699,282	5,073,189
서대문구	1,042	10,324	86,963	3,524,226	3,141,007
마포구	956	9,586	82,315	3,305,967	2,951,304
양천구	1,358	15,067	127,996	5,381,680	4,821,788
강서구	1,602	17,380	165,234	5,773,298	5,141,555
구로구	1,305	16,510	131,061	6,323,094	5,740,330
금천구	788	9,395	86,677	3,591,398	3,293,319
영등포구	1,142	13,409	116,367	4,834,126	4,392,182
동작구	1,167	11,219	120,444	4,143,957	3,724,867
관악구	1,462	15,143	151,875	5,510,622	4,977,070
서초구	1,123	11,098	91,931	4,193,000	3,703,568
강남구	1,450	13,444	112,337	4,555,154	4,047,917
송파구	1,912	18,272	178,207	6,045,348	5,351,019
강동구	1,401	14,369	139,864	5,208,626	4,687,801
인천	8,353	102,271	762,373	36,464,244	33,191,315
중구	389	5,106	37,345	1,874,203	1,709,213
동구	216	2,727	20,920	823,057	739,984
미추홀구	1,233	14,647	110,735	5,117,900	4,643,264
연수구	926	10,982	76,889	3,806,750	3,434,826
남동구	1,333	16,199	115,012	5,927,213	5,411,541
부평구	1,454	18,374	136,231	6,221,902	5,703,847
계양구	887	11,225	80,969	4,167,883	3,793,937
서구	1,458	17,472	134,020	6,331,042	5,761,789
강화군	364	4,442	40,974	1,759,367	1,600,928
옹진군	93	1,097	9,278	434,926	391,987
경기도	39,558	437,664	3,688,898	153,944,310	138,460,439
수원시 장안구	747	8,491	68,887	3,337,039	3,009,582
수원시 권선구	949	11,054	89,371	4,254,245	3,804,753
수원시 팔달구	536	6,409	51,248	2,165,378	1,941,694
수원시 영통구	748	8,766	68,481	2,771,895	2,462,919
성남시 수정구	747	8,650	66,257	3,026,635	2,737,391
성남시 중원구	703	8,256	70,053	2,620,369	2,380,718
성남시 분당구	1,218	10,667	112,049	3,525,389	3,127,833
의정부시	1,475	17,085	140,712	6,033,972	5,486,856
안양시 만안구	867	8,541	81,070	3,287,259	2,964,289
안양시 동안구	866	8,586	66,117	2,879,373	2,558,456
부천시	2,716	31,146	238,763	11,108,974	9,997,432

주 : 진료일 기준(의료이용은 약국제외, 요양급여일수, 진료비와 급여비는 약국포함)이며, 의료급여 포함



# 주요 암질환 급여현황

## Diseases (Gastric cancer, Hepatic cancer)

(단위 : 명, 일, 천원)  
Unit : Person, Day, 1,000Won

간암(C22) Hepatic cancer					Division
진료실인원수 Patients	입내원일수 Visit	요양급여일수 Reimbursed Days	진료비 Medical Expense	급여비 Benefit	
<b>14,389</b>	<b>262,284</b>	<b>3,673,041</b>	<b>136,128,218</b>	<b>123,832,480</b>	<b>Seoul</b>
237	4,705	60,504	2,112,438	1,901,427	Jongno-gu
230	4,229	59,863	2,241,889	2,080,611	Jung-gu
327	5,917	89,423	3,032,571	2,771,371	Yongsan-gu
418	7,312	107,006	3,480,288	3,138,448	Seongdong-gu
516	10,252	129,891	5,258,480	4,755,066	Gwangjin-gu
588	11,911	148,088	6,805,032	6,274,615	Dongdaemun-gu
658	12,857	162,536	6,237,618	5,728,685	Jungnang-gu
702	13,777	175,194	7,546,424	6,869,570	Seongbuk-gu
571	10,456	145,587	5,369,269	4,891,462	Gangbuk-gu
562	9,361	143,716	4,603,549	4,161,803	Dobong-gu
732	13,214	183,187	7,012,430	6,428,644	Nowon-gu
729	14,465	186,220	6,996,598	6,375,708	Eunpyeong-gu
431	6,488	113,058	3,484,062	3,143,760	Seodaemun-gu
449	7,887	116,838	4,124,312	3,731,809	Mapo-gu
588	10,390	154,038	5,695,934	5,159,222	Yangcheon-gu
806	14,249	205,334	7,451,170	6,774,873	Gangseo-gu
737	14,817	190,706	7,331,687	6,697,212	Guro-gu
430	8,255	116,657	4,267,454	3,909,679	Geumcheon-gu
641	12,149	157,522	6,162,199	5,609,670	Yeongdeungpo-gu
596	11,542	159,553	5,839,965	5,282,347	Dongjak-gu
662	11,967	174,353	6,452,599	5,936,991	Gwanak-gu
522	8,537	132,177	4,137,539	3,696,951	Seocho-gu
688	10,572	174,057	5,697,196	5,111,597	Gangnam-gu
909	15,743	230,694	8,482,209	7,669,695	Songpa-gu
660	11,232	156,839	6,305,308	5,731,264	Gangdong-gu
<b>4,400</b>	<b>87,071</b>	<b>1,086,811</b>	<b>45,429,286</b>	<b>41,706,297</b>	<b>Incheon</b>
211	3,692	50,127	2,515,828	2,279,027	Jung-gu
128	2,546	27,082	1,201,474	1,111,514	Dong-gu
692	14,770	170,248	7,406,567	6,817,569	Michuhol-gu
469	7,565	113,888	4,091,730	3,726,183	Yeonsu-gu
734	16,280	175,922	8,501,142	7,842,665	Namdong-gu
793	16,489	198,640	8,280,628	7,622,005	Bupyeong-gu
413	7,799	100,215	3,637,057	3,326,717	Gyeyang-gu
735	13,934	193,716	7,676,110	7,047,658	Seo-gu
166	2,960	43,281	1,535,943	1,405,256	Ganghwa-gun
59	1,036	13,692	582,808	527,703	Ongjin-gun
<b>18,956</b>	<b>351,604</b>	<b>4,867,315</b>	<b>184,947,618</b>	<b>168,499,283</b>	<b>Gyeonggi</b>
360	6,948	91,794	3,778,342	3,441,880	Jangan-gu
504	8,454	127,405	4,598,731	4,194,218	Gwonseon-gu
293	5,548	72,648	2,787,232	2,567,400	Paldal-gu
279	5,093	67,421	2,532,326	2,293,397	Yongtong-gu
372	7,137	91,404	3,736,557	3,457,945	Sujeong-gu
315	6,063	76,364	2,878,337	2,632,561	Jungwon-gu
537	9,326	138,979	4,699,131	4,254,860	Bundang-gu
665	11,765	167,992	6,482,662	5,920,636	Uijeongbu-si
382	6,491	96,447	4,155,130	3,767,154	Manan-gu
382	7,303	101,571	3,848,081	3,501,966	Dongan-gu
1,213	23,109	313,467	11,306,814	10,292,130	Bucheon-si

Note : Based on the Treatments(excluding pharmacy from Medical Service Use, including pharmacy in Treatment Days/Medical Expense /Benefit Amount) including Medical aid

제 5-1 표  
Table 5-1

시·군·구별  
Benefits for Major Cancer

구 분	위암(C16) Gastric cancer				
	진료실인원수 Patients	입내원일수 Visit	요양급여일수 Reimbursed Days	진료비 Medical Expense	급여비 Benefit
광 명 시	798	8,750	69,601	3,469,515	3,142,664
평택 시	1,535	17,696	151,034	6,301,758	5,650,570
동두천 시	359	4,539	32,616	1,449,645	1,331,743
안산시상록구	844	9,847	82,467	3,570,220	3,210,590
안산시단원구	741	8,971	67,525	3,480,218	3,125,801
고양시덕양구	1,501	16,605	143,058	6,040,017	5,497,605
고양시일산동구	890	11,209	76,794	3,465,080	3,149,778
고양시일산서구	843	9,592	73,164	2,910,738	2,623,087
과천시	202	1,553	15,482	507,646	444,892
구리시	591	6,062	54,078	2,125,609	1,936,142
남양주시	2,144	24,722	203,823	7,909,458	7,068,749
오산시	572	6,498	51,534	2,295,720	2,075,808
시흥시	1,262	14,608	112,730	5,608,591	5,070,831
군포시	798	8,668	82,726	2,842,230	2,570,396
의왕시	530	4,884	44,337	2,008,555	1,806,361
하남시	894	8,782	87,898	3,002,522	2,663,685
용인시처인구	761	8,325	79,798	2,943,174	2,630,797
용인시기흥구	1,197	12,463	124,257	4,369,431	3,895,061
용인시수지구	1,015	9,578	105,898	3,604,015	3,189,786
파주시	1,470	19,118	141,124	5,653,182	5,118,937
이천시	672	6,368	64,616	2,448,696	2,202,786
안성시	737	7,904	75,210	3,043,312	2,715,671
김포시	1,326	15,224	119,246	5,833,417	5,279,981
화성시	2,123	22,302	184,727	8,203,481	7,359,821
광주시	1,259	12,701	116,743	4,504,715	4,021,647
양주시	850	9,554	81,017	3,529,458	3,180,996
포천시	574	7,039	51,853	2,319,408	2,100,073
여주시	446	5,019	40,957	1,635,935	1,446,830
연천군	219	2,683	18,998	806,754	738,035
가평군	276	3,281	32,047	1,035,179	937,888
양평군	557	5,468	50,532	2,016,108	1,801,505
<b>강원</b>	<b>5,533</b>	<b>61,561</b>	<b>510,211</b>	<b>22,389,968</b>	<b>20,077,001</b>
춘천시	818	8,994	82,175	3,150,367	2,866,121
원주시	1,159	15,408	114,310	5,299,669	4,752,328
강릉시	827	8,079	67,432	2,676,329	2,369,234
동해시	295	3,390	23,173	1,324,446	1,189,311
태백시	169	1,780	14,342	610,931	536,238
속초시	300	2,958	25,497	1,096,613	994,919
삼척시	250	2,391	19,120	1,052,169	935,613
홍천군	315	4,525	30,743	1,590,400	1,425,074
횡성군	233	1,998	23,634	872,660	787,254
영월군	145	1,843	13,158	721,171	641,785
평창군	167	1,738	17,561	579,092	512,798
정선군	141	1,484	14,119	583,746	530,000
철원군	179	2,039	15,669	777,694	694,792
화천군	82	661	9,014	286,300	264,635
양구군	58	568	5,332	226,451	206,020
인제군	113	939	10,184	388,124	348,815
고성군	133	1,420	12,775	599,676	526,066
양양군	149	1,346	11,973	554,131	495,999

주 : 진료일 기준(의료이용은 약국제외, 요양급여일수, 진료비와 급여비는 약국포함)이며, 의료급여 포함

## 주요 암질환 급여현황 <계속>

### Diseases (Gastric cancer, Hepatic cancer) <Cont'd>

(단위 : 명, 일, 천원)  
Unit : Person, Day, 1,000Won

간암(C22) Hepatic cancer						Division
진료실인원수 Patients	입내원일수 Visit	요양급여일수 Reimbursed Days	진료비 Medical Expense	급여비 Benefit		
412	7,092	108,439	3,671,312	3,316,651		Gwangmyeong-si
734	13,714	188,699	6,775,565	6,108,414		Pyeongtaek-si
194	3,654	48,706	2,065,351	1,916,214		Dongducheon-si
524	10,605	136,842	5,790,382	5,321,535		Sangnok-gu
501	10,129	132,545	5,778,103	5,296,061		Danwon-gu
695	14,974	173,725	6,776,030	6,217,014		Deogyang-gu
407	7,297	102,880	4,129,184	3,786,241		Ilсандong-gu
324	6,237	90,383	3,556,199	3,237,556		Ilсанseo-gu
94	1,645	23,458	820,262	728,110		Gwacheon-si
277	4,615	73,197	2,439,593	2,194,730		Guri-si
1,108	22,172	278,159	11,187,722	10,119,461		Namyangju-si
285	5,528	74,565	2,752,209	2,511,693		Osan-si
727	14,238	188,126	7,645,056	7,018,022		Siheung-si
406	7,936	105,897	4,142,059	3,797,678		Gunpo-si
233	3,646	61,186	2,103,243	1,878,769		Uiwang-si
424	7,173	112,118	4,130,077	3,758,331		Hanam-si
388	7,636	103,045	3,491,169	3,144,253		Cheoin-gu
537	9,725	137,129	4,488,124	4,067,909		Giheung-gu
406	7,012	106,402	4,002,685	3,601,483		Suji-gu
684	13,087	176,883	7,068,883	6,521,242		Paju-si
332	5,817	83,052	3,440,724	3,138,374		Icheon-si
332	5,180	86,018	3,004,829	2,730,572		Anseong-si
573	11,646	146,980	5,897,886	5,380,212		Gimpo-si
939	16,219	239,935	8,478,706	7,705,861		Hwaseong-si
577	9,889	153,736	5,500,627	4,941,722		Gwangju-si
444	8,004	111,413	5,120,861	4,707,281		Yangju-si
330	6,157	87,011	3,184,761	2,906,652		Pocheon-si
233	4,009	57,195	2,072,951	1,902,712		Yeoju-si
93	1,485	21,696	918,585	855,591		Yeoncheon-gun
156	2,956	38,433	1,423,567	1,289,087		Gapyeong-gun
285	4,890	73,970	2,287,570	2,075,705		Yangpyeong-gun
<b>3,147</b>	<b>50,932</b>	<b>770,543</b>	<b>27,575,179</b>	<b>25,006,798</b>		<b>Gangwon</b>
466	7,854	106,512	3,954,163	3,624,419		Chuncheon-si
472	7,706	120,736	4,006,748	3,648,731		Wonju-si
507	7,695	120,284	4,004,925	3,617,767		Gangneung-si
192	3,288	50,843	1,812,807	1,624,751		Donghae-si
111	2,024	28,440	1,241,515	1,139,401		Taebaek-si
182	2,667	47,788	1,439,276	1,289,776		Sokcho-si
172	2,799	39,720	1,592,604	1,438,426		Samcheok-si
167	3,173	44,104	2,028,614	1,831,738		Hongcheon-gun
95	1,539	22,194	782,018	697,629		Hoengseong-gun
99	1,326	23,109	757,927	681,571		Yeongwol-gun
112	1,747	26,430	996,463	911,104		Pyeongchang-gun
94	1,467	20,713	725,988	653,346		Jeongseon-gun
102	1,847	26,547	952,169	877,715		Cheorwon-gun
52	576	11,224	227,994	200,405		Hwacheon-gun
56	980	13,698	565,773	509,885		Yanggu-gun
67	933	15,408	634,999	576,059		Inje-gun
106	1,857	30,507	1,022,850	931,657		Goseong-gun
95	1,454	22,286	828,345	752,418		Yangyang-gun

Note : Based on the Treatments(excluding pharmacy from Medical Service Use, including pharmacy in Treatment Days/Medical Expense /Benefit Amount) including Medical aid

제 5-2표  
Table 5-2

시·군·구별  
Benefits for Major Cancer

구 분			기관지 및 폐의 악성신생물(C33~C34) Malignant neoplasm of bronchus and lung				
			진료실인원수 Patients	입내원일수 Visit	요양급여일수 Reimbursed Days	진료비 Medical Expense	급여비 Benefit
서울			24,870	465,618	3,169,652	261,459,144	241,701,315
종로구			391	6,953	44,822	3,612,043	3,326,720
중구			379	7,909	50,189	3,591,006	3,337,290
용산구			555	9,395	76,189	5,687,519	5,249,388
성동구			753	12,798	91,604	7,804,746	7,150,231
광진구			817	15,096	109,187	9,229,389	8,500,001
동대문구			945	19,572	126,605	11,660,933	10,772,994
중랑구			1,025	19,539	134,617	11,862,115	11,020,585
성북구			1,042	21,621	125,648	11,753,412	10,873,837
강북구			886	19,034	120,639	9,831,540	9,059,045
도봉구			921	16,612	118,876	8,865,387	8,203,357
노원구			1,241	22,286	145,454	12,474,008	11,587,551
은평구			1,305	26,023	188,827	15,048,377	13,960,163
서대문구			823	13,892	103,614	7,671,382	7,123,565
마포구			882	14,802	109,761	7,927,743	7,317,500
양천구			1,107	19,991	142,051	11,859,289	10,951,397
강서구			1,522	26,954	189,383	15,560,885	14,441,495
구로구			1,161	25,884	177,938	15,185,093	14,088,710
금천구			711	16,348	109,818	9,168,478	8,533,880
영등포구			1,053	21,002	142,953	11,778,800	10,887,960
동작구			1,020	19,510	135,561	10,271,153	9,468,336
관악구			1,152	25,153	154,509	12,350,771	11,444,459
서초구			1,070	16,217	114,236	8,731,088	7,932,120
강남구			1,352	20,646	144,542	11,338,232	10,419,438
송파구			1,582	26,265	174,356	15,934,291	14,662,242
강동구			1,175	22,116	138,273	12,261,466	11,389,050
인천			7,048	156,143	1,006,410	92,491,551	86,099,324
중구			303	6,121	40,615	3,640,618	3,383,265
동구			213	4,984	28,968	2,748,302	2,561,966
미추홀구			1,139	25,185	149,935	15,625,449	14,595,184
연수구			779	16,505	109,426	9,977,271	9,271,061
남동구			1,222	27,429	183,682	15,789,660	14,726,590
부평구			1,215	28,133	183,968	16,981,462	15,800,311
계양구			651	14,476	96,353	8,350,753	7,760,603
서구			1,101	25,236	161,937	14,830,878	13,797,209
강화군			333	6,016	38,955	3,256,055	3,010,366
옹진군			92	2,058	12,571	1,291,103	1,192,769
경기			32,211	631,199	4,124,616	351,433,082	324,831,873
수원시 장안구			672	12,642	81,092	7,541,725	6,982,936
수원시 권선구			773	14,736	96,354	8,950,206	8,254,340
수원시 팔달구			473	8,994	58,295	5,825,414	5,410,423
수원시 영통구			567	9,554	67,604	4,497,532	4,104,735
성남시 수정구			694	15,424	75,569	7,207,251	6,648,609
성남시 중원구			546	9,264	61,405	5,487,743	5,073,392
성남시 분당구			1,206	16,815	119,913	9,519,768	8,677,018
의정부시			1,071	19,894	152,540	13,259,404	12,343,022
안양시 만안구			646	13,776	85,726	8,074,239	7,499,768
안양시 동안구			625	10,998	82,078	6,228,390	5,769,116
부천시			1,916	42,368	252,316	22,829,773	21,124,745

주 : 진료일 기준(의료이용은 약국제외, 요양급여일수, 진료비와 급여비는 약국포함)이며, 의료급여 포함

## 주요 암질환 급여현황 <계속>

### Diseases (Malignant neoplasm of bronchus and lung, Colorectal cancer) <Cont'd>

(단위 : 명, 일, 천원)

Unit : Person, Day, 1,000Won

대장암(C18~C20) Colorectal cancer					Division
진료실인원수 Patients	입내원일수 Visit	요양급여일수 Reimbursed Days	진료비 Medical Expense	급여비 Benefit	
<b>31,883</b>	<b>479,154</b>	<b>2,500,905</b>	<b>176,300,798</b>	<b>160,177,853</b>	<b>Seoul</b>
493	7,483	35,124	2,796,066	2,523,507	Jongno-gu
440	6,334	33,397	2,198,724	1,989,495	Jung-gu
656	10,363	61,399	3,598,482	3,294,780	Yongsan-gu
949	15,013	75,890	5,104,582	4,649,808	Seongdong-gu
1,075	14,585	76,158	5,188,487	4,687,278	Gwangjin-gu
1,253	20,182	102,723	7,851,233	7,124,875	Dongdaemun-gu
1,448	20,375	103,771	7,865,886	7,226,411	Jungnang-gu
1,564	25,280	121,896	8,980,995	8,136,928	Seongbuk-gu
1,267	20,713	100,056	7,303,885	6,652,452	Gangbuk-gu
1,289	18,816	100,808	6,270,912	5,688,549	Dobong-gu
1,815	25,203	129,540	8,646,435	7,936,661	Nowon-gu
1,761	26,911	137,910	10,589,058	9,606,465	Eunpyeong-gu
1,052	14,225	86,495	5,380,078	4,860,993	Seodaemun-gu
1,096	14,533	83,287	5,220,009	4,707,946	Mapo-gu
1,434	22,791	110,788	9,292,231	8,406,362	Yangcheon-gu
1,968	32,859	189,867	12,040,642	10,822,765	Gangseo-gu
1,543	25,755	116,572	11,305,737	10,365,985	Guro-gu
906	15,395	77,731	6,039,438	5,571,088	Geumcheon-gu
1,308	19,623	96,765	7,337,334	6,676,646	Yeongdeungpo-gu
1,249	19,138	112,858	7,293,249	6,624,617	Dongjak-gu
1,620	24,495	138,284	8,535,851	7,871,242	Gwanak-gu
1,085	14,332	91,394	4,933,281	4,413,363	Seocho-gu
1,433	21,203	111,124	7,197,297	6,450,727	Gangnam-gu
1,762	24,386	120,109	8,490,438	7,651,375	Songpa-gu
1,417	19,161	86,959	6,840,465	6,237,534	Gangdong-gu
<b>9,358</b>	<b>163,867</b>	<b>1,046,668</b>	<b>58,573,484</b>	<b>53,435,898</b>	<b>Incheon</b>
516	9,840	53,792	3,766,261	3,445,423	Jung-gu
263	5,449	28,047	2,050,999	1,876,587	Dong-gu
1,411	25,884	187,645	9,218,317	8,456,768	Michuhol-gu
1,029	15,400	111,048	5,749,794	5,184,946	Yeonsu-gu
1,522	28,774	206,388	9,657,072	8,809,471	Namdong-gu
1,629	29,248	171,195	10,554,906	9,654,818	Bupyeong-gu
909	15,785	90,973	5,562,311	5,082,630	Gyeyang-gu
1,580	24,154	146,611	8,945,676	8,145,569	Seo-gu
401	7,255	39,397	2,341,258	2,122,795	Ganghwa-gun
98	2,078	11,572	726,890	656,891	Ongjin-gun
<b>42,115</b>	<b>641,805</b>	<b>3,098,523</b>	<b>233,228,428</b>	<b>211,936,236</b>	<b>Gyeonggi</b>
842	13,304	51,408	4,469,081	4,048,596	Jangan-gu
1,037	17,469	66,285	6,276,775	5,683,405	Gwonseon-gu
683	13,688	55,349	4,882,394	4,453,172	Paldal-gu
770	10,016	45,295	3,660,467	3,274,634	Yongtong-gu
814	12,517	66,744	4,282,728	3,928,471	Sujeong-gu
809	11,888	58,026	4,638,235	4,235,879	Jungwon-gu
1,204	17,590	89,470	5,989,802	5,372,352	Bundang-gu
1,711	24,295	116,788	9,171,906	8,366,933	Uijeongbu-si
827	13,081	75,414	5,253,334	4,830,128	Manan-gu
884	12,179	65,634	4,923,220	4,428,159	Dongan-gu
2,793	42,087	221,123	15,431,422	13,998,930	Bucheon-si

Note : Based on the Treatments(excluding pharmacy from Medical Service Use, including pharmacy in Treatment Days/Medical Expense /Benefit Amount) including Medical aid

제 5-2표  
Table 5-2

시·군·구별  
Benefits for Major Cancer

구 분	기관지 및 폐의 악성신생물(C33~C34) Malignant neoplasm of bronchus and lung				
	진료실인원수 Patients	입내원일수 Visit	요양급여일수 Reimbursed Days	진료비 Medical Expense	급여비 Benefit
광 명 시	655	13,479	96,380	8,023,208	7,444,018
평택 시	1,173	22,238	157,622	12,478,999	11,497,505
동두천 시	302	6,973	43,038	3,527,897	3,299,185
안산시상록구	752	15,794	97,284	8,694,340	8,043,405
안산시단원구	671	14,035	91,109	8,172,202	7,543,685
고양시덕양구	1,194	22,975	164,835	12,965,527	12,091,891
고양시일산동구	704	14,113	84,230	7,335,081	6,801,339
고양시일산서구	687	11,919	77,864	6,650,481	6,159,743
과천시	186	2,415	18,431	1,423,093	1,296,464
구리시	440	8,328	53,943	5,149,364	4,758,017
남양주시	1,748	40,929	238,361	20,311,508	18,783,571
오산시	409	8,160	55,415	4,638,819	4,277,112
시흥시	1,028	21,317	137,301	12,597,029	11,699,330
군포시	630	12,986	93,827	7,891,753	7,308,953
의왕시	358	6,777	51,483	3,757,958	3,469,690
하남시	718	12,780	92,370	7,943,573	7,348,496
용인시처인구	716	15,138	99,315	8,543,604	7,882,914
용인시기흥구	1,083	17,550	125,891	9,565,283	8,762,145
용인시수지구	1,010	15,313	113,235	8,770,735	8,024,255
파주시	1,219	26,507	151,913	12,872,235	11,913,854
이천시	557	10,515	69,369	5,682,193	5,221,618
안성시	577	10,820	78,327	6,424,900	5,920,732
김포시	1,123	20,471	138,986	11,320,478	10,481,081
화성시	1,638	32,914	204,793	19,075,168	17,613,720
광주시	1,095	20,879	138,748	11,396,708	10,452,265
양주시	597	13,103	86,092	7,007,600	6,494,097
포천시	436	10,144	55,707	5,305,065	4,932,119
여주시	369	7,046	43,512	3,779,723	3,487,905
연천군	179	4,462	26,873	2,258,549	2,101,836
가평군	268	6,282	34,969	2,860,473	2,658,369
양평군	500	10,372	70,501	5,588,093	5,174,457
<b>강원 원</b>	<b>4,578</b>	<b>87,198</b>	<b>656,724</b>	<b>50,445,679</b>	<b>46,799,439</b>
춘천시	726	12,608	93,384	7,068,689	6,569,819
원주시	808	14,485	118,430	7,768,280	7,178,092
강릉시	729	14,106	102,334	9,073,859	8,445,128
동해시	263	5,512	36,690	3,461,814	3,232,445
태백시	136	2,864	14,332	1,178,347	1,066,886
속초시	236	4,868	38,707	3,125,226	2,912,530
삼척시	234	3,738	35,462	2,518,761	2,331,172
홍천군	250	4,655	34,696	2,805,856	2,597,344
횡성군	198	3,823	33,694	2,067,378	1,909,734
영월군	148	3,152	23,220	1,732,746	1,598,215
평창군	167	3,947	23,034	1,586,374	1,470,408
정선군	111	2,204	17,018	1,380,565	1,278,956
철원군	119	2,586	15,783	1,260,353	1,150,923
화천군	66	1,267	11,453	673,560	622,152
양구군	49	682	6,710	392,977	371,279
인제군	111	1,730	16,077	1,161,808	1,082,719
고성군	96	2,153	16,327	1,350,795	1,256,187
양양군	131	2,818	19,373	1,838,288	1,725,450

주 : 진료일 기준(의료이용은 약국제외, 요양급여일수, 진료비와 급여비는 약국포함)이며, 의료급여 포함

## 주요 암질환 급여현황 <계속>

### Diseases (Malignant neoplasm of bronchus and lung, Colorectal cancer) <Cont'd>

(단위 : 명, 일, 천원)

Unit : Person, Day, 1,000Won

대장암(C18~C20) Colorectal cancer						Division
진료실인원수 Patients	입내원일수 Visit	요양급여일수 Reimbursed Days	진료비 Medical Expense	급여비 Benefit		
885	14,154	57,302	5,649,326	5,162,569		Gwangmyeong-si
1,625	24,264	130,951	8,660,081	7,850,093		Pyeongtaek-si
368	6,443	26,186	2,479,560	2,269,370		Dongducheon-si
1,020	18,197	83,858	7,523,107	6,880,671		Sangnok-gu
869	13,664	74,003	5,919,903	5,383,784		Danwon-gu
1,690	24,323	118,869	8,831,368	8,106,215		Deogyang-gu
937	14,215	64,803	5,103,814	4,672,757		Isandong-gu
979	15,827	66,640	5,567,653	5,108,410		Isanseong-gu
177	2,511	12,010	1,011,353	917,604		Gwacheon-si
554	8,350	40,649	2,776,638	2,522,768		Guri-si
2,326	34,224	170,703	11,678,908	10,546,072		Namyangju-si
595	7,441	36,533	3,031,137	2,770,310		Osan-si
1,442	24,563	132,345	9,384,186	8,543,687		Siheung-si
846	12,757	75,278	5,324,077	4,882,447		Gunpo-si
507	8,429	36,542	3,019,630	2,734,165		Uiwang-si
827	11,203	49,928	3,807,186	3,435,377		Hanam-si
804	12,304	65,645	4,653,699	4,224,493		Cheoin-gu
1,199	17,853	83,562	6,206,283	5,580,484		Giheung-gu
984	13,426	69,435	4,618,113	4,121,254		Suji-gu
1,681	24,023	110,957	7,998,367	7,319,602		Paju-si
632	8,187	36,390	2,832,170	2,553,061		Icheon-si
665	10,714	52,640	3,362,003	3,028,207		Anseong-si
1,436	19,778	112,518	7,765,069	7,052,296		Gimpo-si
2,271	33,691	140,044	11,442,274	10,372,658		Hwaseong-si
1,297	21,960	101,238	7,535,606	6,810,577		Gwangju-si
952	13,043	70,482	4,845,051	4,413,735		Yangju-si
664	11,283	51,711	4,104,449	3,759,731		Pocheon-si
476	7,241	35,737	2,904,065	2,640,894		Yeoju-si
218	4,406	16,567	1,595,492	1,464,032		Yeoncheon-gun
270	3,403	18,689	1,281,450	1,172,639		Gapyeong-gun
545	11,814	44,772	3,337,045	3,015,618		Yangpyeong-gun
<b>6,392</b>	<b>95,395</b>	<b>546,171</b>	<b>33,710,630</b>	<b>30,396,645</b>		<b>Gangwon</b>
1,115	15,767	73,501	5,289,574	4,855,603		Chuncheon-si
1,166	18,566	92,380	6,297,980	5,697,586		Wonju-si
936	12,190	100,272	4,478,649	3,992,329		Gangneung-si
438	7,597	43,113	2,443,747	2,202,041		Donghae-si
200	3,782	18,789	1,276,856	1,147,876		Taebaek-si
365	4,876	34,193	1,964,764	1,771,612		Sokcho-si
269	3,944	27,417	1,706,089	1,516,897		Samcheok-si
356	5,071	28,597	1,786,837	1,616,862		Hongcheon-gun
252	3,636	21,120	1,453,301	1,298,610		Hoengseong-gun
178	2,858	12,340	1,088,264	988,138		Yeongwol-gun
197	2,809	15,961	1,012,368	892,379		Pyeongchang-gun
142	2,276	13,842	761,324	680,526		Jeongseon-gun
159	3,177	11,166	1,151,255	1,038,628		Cheorwon-gun
116	1,447	6,960	545,086	491,980		Hwacheon-gun
92	916	6,174	294,792	264,373		Yanggu-gun
105	1,108	6,827	431,655	395,953		Inje-gun
143	2,152	16,124	673,773	604,576		Goseong-gun
163	3,223	17,395	1,054,319	940,676		Yangyang-gun

Note : Based on the Treatments(excluding pharmacy from Medical Service Use, including pharmacy in Treatment Days/Medical Expense /Benefit Amount) including Medical aid

제 5-3표  
Table 5-3

시·군·구별  
Benefits for Major Cancer

구 분	유방암(C50) Breast cancer				
	진료실인원수 Patients	입내원일수 Visit	요양급여일수 Reimbursed Days	진료비 Medical Expense	급여비 Benefit
서울	55,229	794,727	12,877,037	311,616,669	277,320,887
종로구	839	13,071	206,980	4,990,083	4,435,887
중구	767	11,504	189,072	4,495,802	4,038,112
용산구	1,256	15,714	301,928	6,153,258	5,453,684
성동구	1,649	22,528	374,760	9,209,777	8,172,506
광진구	1,898	25,237	448,681	9,781,732	8,762,303
동대문구	1,872	28,215	418,996	10,756,219	9,649,835
중랑구	2,174	30,586	466,037	12,190,846	10,893,313
성북구	2,504	36,993	588,972	13,978,577	12,330,217
강북구	1,727	26,268	399,126	11,048,444	9,873,305
도봉구	1,943	29,077	426,904	11,024,941	9,845,796
노원구	3,258	46,359	683,445	18,070,261	16,221,504
은평구	2,733	41,612	690,766	16,630,128	14,817,639
서대문구	1,876	24,473	446,064	9,869,808	8,689,966
마포구	1,987	28,627	486,932	10,877,364	9,542,575
양천구	2,732	35,539	630,733	14,544,915	12,776,852
강서구	3,201	46,039	762,181	17,279,445	15,290,762
구로구	2,187	34,420	499,025	14,124,532	12,618,466
금천구	1,157	18,546	286,482	7,701,404	6,960,555
영등포구	2,108	31,386	494,292	12,215,215	10,837,693
동작구	2,131	31,530	540,551	12,092,162	10,766,128
관악구	2,190	36,291	536,519	14,746,826	13,283,731
서초구	2,699	37,651	651,061	14,943,854	13,205,214
강남구	3,625	50,384	820,219	20,060,975	17,792,843
송파구	4,056	54,765	918,849	20,581,527	18,325,373
강동구	2,660	37,912	608,462	14,248,573	12,736,631
인천	14,818	264,923	3,754,973	98,405,412	88,922,392
중구	678	12,201	156,027	4,242,305	3,816,560
동구	280	3,751	67,192	1,695,316	1,526,217
미추홀구	1,988	39,447	516,669	14,744,510	13,398,565
연수구	1,986	34,931	507,878	13,537,345	12,185,283
남동구	2,585	47,376	689,787	17,568,240	15,906,363
부평구	2,478	44,978	642,345	16,404,400	14,869,180
계양구	1,427	24,201	368,290	9,044,852	8,203,158
서구	2,921	50,927	697,886	18,439,526	16,543,444
강화군	399	5,960	93,987	2,319,369	2,104,192
옹진군	76	1,151	14,912	409,550	369,431
경기	71,768	1,105,047	17,250,948	431,151,559	385,666,827
수원시 장안구	1,454	19,852	366,901	8,558,275	7,567,343
수원시 권선구	1,851	27,475	440,793	11,883,416	10,589,809
수원시 팔달구	936	14,997	225,467	6,071,514	5,469,591
수원시 영통구	1,888	28,511	450,146	10,178,236	8,995,036
성남시 수정구	1,253	19,754	289,164	7,980,350	7,153,977
성남시 중원구	1,069	18,499	257,517	7,021,449	6,351,154
성남시 분당구	2,844	44,121	661,911	16,959,102	15,060,757
의정부시	2,454	40,263	560,951	17,490,760	15,789,192
안양시 만안구	1,352	19,255	345,348	7,484,990	6,688,363
안양시 동안구	1,981	30,843	519,464	10,342,223	9,181,833
부천시	4,351	69,499	1,228,711	25,834,648	22,995,785

주 : 진료일 기준(의료이용은 약국제외, 요양급여일수, 진료비와 급여비는 약국포함)이며, 의료급여 포함



## 주요 암질환 급여현황 <계속>

### Diseases (Breast cancer, Cervical cancer) <Cont'd>

(단위 : 명, 일, 천원)  
Unit : Person, Day, 1,000Won

자궁경부암(C53) Cervical cancer					Division
진료실인원수 Patients	입내원일수 Visit	요양급여일수 Reimbursed Days	진료비 Medical Expense	급여비 Benefit	
<b>4,680</b>	<b>68,454</b>	<b>491,445</b>	<b>20,678,804</b>	<b>18,639,321</b>	<b>Seoul</b>
81	1,181	9,739	295,548	263,915	Jongno-gu
57	956	5,614	346,775	314,989	Jung-gu
105	1,956	14,922	480,391	436,761	Yongsan-gu
144	1,861	14,570	603,919	538,790	Seongdong-gu
157	2,316	13,717	646,395	583,448	Gwangjin-gu
172	3,263	23,719	980,340	890,547	Dongdaemun-gu
229	3,299	21,188	924,484	840,388	Jungnang-gu
209	3,650	23,755	1,089,683	978,708	Seongbuk-gu
200	3,021	24,192	841,035	759,928	Gangbuk-gu
210	3,451	25,001	975,748	868,927	Dobong-gu
330	3,577	33,785	761,188	675,484	Nowon-gu
247	3,669	25,799	1,307,719	1,177,416	Eunpyeong-gu
148	1,961	12,417	673,400	614,483	Seodaemun-gu
151	1,789	13,925	636,225	565,628	Mapo-gu
168	3,236	15,411	910,922	822,693	Yangcheon-gu
253	3,460	25,360	1,016,583	908,348	Gangseo-gu
195	2,756	20,467	941,537	859,674	Guro-gu
142	1,780	14,157	624,554	573,572	Geumcheon-gu
187	2,422	18,549	854,509	772,156	Yeongdeungpo-gu
158	2,419	24,173	796,216	715,955	Dongjak-gu
213	3,039	23,986	883,932	813,228	Gwanak-gu
172	3,251	19,180	891,648	812,375	Seocho-gu
250	3,445	23,875	1,121,620	1,007,703	Gangnam-gu
291	4,366	22,995	1,295,032	1,140,752	Songpa-gu
211	2,330	20,949	779,403	703,451	Gangdong-gu
<b>1,355</b>	<b>20,994</b>	<b>160,402</b>	<b>7,432,682</b>	<b>6,817,050</b>	<b>Incheon</b>
72	1,446	8,779	435,668	396,190	Jung-gu
32	259	2,708	69,917	64,256	Dong-gu
169	3,058	20,828	1,100,889	1,018,531	Michuhol-gu
151	2,368	16,478	942,167	867,608	Yeonsu-gu
227	3,943	29,486	1,403,176	1,272,728	Namdong-gu
229	3,575	35,100	1,250,887	1,161,082	Bupyeong-gu
143	1,904	15,179	709,304	650,291	Gyeyang-gu
286	3,660	26,002	1,205,936	1,097,071	Seo-gu
36	534	3,944	249,263	228,038	Ganghwa-gun
10	247	1,898	65,474	61,256	Ongjin-gun
<b>6,722</b>	<b>96,190</b>	<b>702,575</b>	<b>29,062,364</b>	<b>26,301,700</b>	<b>Gyeonggi</b>
140	2,785	16,526	967,211	883,782	Jangan-gu
203	3,172	19,077	933,990	848,480	Gwonseon-gu
113	1,513	12,235	510,739	466,157	Paldal-gu
120	1,696	12,672	470,030	418,151	Yongtong-gu
132	1,723	14,955	512,871	469,434	Sujeong-gu
129	1,503	12,737	508,243	461,416	Jungwon-gu
191	2,713	20,445	792,288	703,436	Bundang-gu
271	4,171	28,085	1,158,329	1,044,575	Uijeongbu-si
146	2,079	18,463	655,010	591,745	Manan-gu
120	2,328	13,713	796,363	719,733	Dongan-gu
425	6,881	55,414	1,886,559	1,714,071	Bucheon-si

Note : Based on the Treatments(excluding pharmacy from Medical Service Use, including pharmacy in Treatment Days/Medical Expense /Benefit Amount) including Medical aid

제 5-3표  
Table 5-3

시·군·구별  
Benefits for Major Cancer

구 분	유방암(C50) Breast cancer				
	진료실인원수 Patients	입내원일수 Visit	요양급여일수 Reimbursed Days	진료비 Medical Expense	급여비 Benefit
광 명 시	1,545	22,729	352,899	8,829,226	7,886,603
평택 시	2,633	37,170	636,564	15,212,871	13,568,210
동두천 시	433	6,827	93,562	2,943,684	2,663,027
안산시상록구	1,636	25,982	382,208	10,656,745	9,578,065
안산시단원구	1,399	23,846	331,649	9,463,424	8,532,676
고양시덕양구	2,762	40,579	659,834	15,749,130	14,152,151
고양시일산동구	1,750	26,580	397,712	9,798,663	8,847,394
고양시일산서구	1,688	25,416	395,171	9,006,036	8,103,957
과천시	482	6,818	114,402	2,555,400	2,256,085
구리시	1,110	14,039	237,525	5,286,572	4,721,058
남양주시	4,184	64,123	922,323	23,856,158	21,382,665
오산시	1,040	15,111	238,510	6,112,871	5,445,381
시흥시	2,454	42,696	669,796	17,155,651	15,420,816
군포시	1,474	21,106	389,063	8,186,738	7,349,871
의왕시	1,032	14,193	269,326	5,349,849	4,765,278
하남시	1,813	26,813	415,602	10,013,723	8,984,747
용인시처인구	1,336	20,560	309,084	8,895,732	7,953,743
용인시기흥구	2,510	40,506	594,189	15,689,891	13,860,314
용인시수지구	2,154	31,887	528,728	13,230,175	11,720,204
파주시	2,440	38,915	574,080	14,386,997	12,965,624
이천시	1,071	18,290	248,073	7,237,937	6,520,381
안성시	957	13,124	221,371	5,711,794	5,105,101
김포시	2,433	33,974	591,193	13,808,573	12,385,454
화성시	4,069	62,104	946,815	24,380,325	21,689,438
광주시	1,991	32,424	477,380	13,727,211	12,238,890
양주시	1,305	19,687	317,094	8,117,242	7,314,694
포천시	674	11,535	160,859	4,780,213	4,326,791
여주시	559	7,700	122,028	2,879,715	2,596,247
연천군	189	2,397	38,823	1,065,713	963,036
가평군	380	6,221	82,116	2,209,986	1,993,538
양평군	832	18,626	186,596	5,048,348	4,532,547
<b>강원</b>	<b>7,468</b>	<b>106,919</b>	<b>1,679,381</b>	<b>43,180,371</b>	<b>38,959,632</b>
춘천시	1,422	19,729	313,905	8,095,567	7,425,589
원주시	1,675	26,507	370,288	9,495,988	8,472,076
강릉시	1,165	14,702	276,228	6,508,562	5,807,592
동해시	436	6,632	98,652	2,547,495	2,285,403
태백시	203	2,895	43,621	1,351,360	1,189,674
속초시	467	6,381	101,820	2,781,831	2,514,891
삼척시	286	4,401	61,486	1,792,004	1,596,359
홍천군	320	4,637	71,976	2,083,753	1,918,705
횡성군	232	2,801	57,955	1,094,968	994,996
영월군	197	2,867	42,272	1,083,689	977,053
평창군	195	3,409	41,139	1,300,389	1,177,493
정선군	140	1,306	32,415	584,554	535,226
철원군	172	2,655	43,921	1,261,884	1,163,771
화천군	99	1,445	21,403	527,022	480,028
양구군	70	801	16,452	363,234	336,753
인제군	109	2,414	21,889	749,740	668,835
고성군	131	1,578	29,754	616,215	554,740
양양군	149	1,759	34,205	942,117	860,448

주 : 진료일 기준(의료이용은 약국제외, 요양급여일수, 진료비와 급여비는 약국포함)이며, 의료급여 포함

## 주요 암질환 급여현황 <계속>

### Diseases (Breast cancer, Cervical cancer) <Cont'd>

(단위 : 명, 일, 천원)  
Unit : Person, Day, 1,000Won

자궁경부암(C53) Cervical cancer						Division
진료실인원수 Patients	입내원일수 Visit	요양급여일수 Reimbursed Days	진료비 Medical Expense	급여비 Benefit		
122	1,753	13,814	547,075	500,497		Gwangmyeong-si
282	3,915	27,663	1,212,133	1,099,524		Pyeongtaek-si
54	513	4,326	164,872	148,417		Dongducheon-si
174	3,026	17,226	1,087,309	989,489		Sangnok-gu
158	2,149	18,692	827,816	754,085		Danwon-gu
247	3,418	26,162	1,082,966	989,324		Deogyang-gu
143	1,861	13,588	467,990	421,855		Isandong-gu
128	2,073	13,848	636,748	569,472		Isanseo-gu
31	304	2,526	81,359	73,798		Gwacheon-si
108	1,484	6,969	364,723	327,458		Guri-si
383	5,037	37,597	1,426,835	1,257,069		Namyangju-si
145	1,548	15,607	469,324	423,148		Osan-si
228	3,351	32,147	991,603	895,547		Siheung-si
128	1,870	15,420	615,758	557,834		Gunpo-si
80	1,356	9,940	409,246	373,045		Uiwang-si
121	1,666	9,790	526,446	479,461		Hanam-si
137	2,146	13,987	650,726	599,969		Cheoin-gu
219	2,690	16,872	730,787	652,132		Giheung-gu
143	2,155	10,126	474,758	422,324		Suji-gu
233	3,049	25,032	894,844	822,792		Paju-si
97	1,240	10,482	385,487	353,787		Icheon-si
98	1,108	8,938	365,712	326,227		Anseong-si
215	3,229	18,863	1,020,679	925,489		Gimpo-si
403	5,464	38,835	1,658,718	1,498,352		Hwaseong-si
245	3,807	27,688	1,119,034	1,012,094		Gwangju-si
131	1,543	13,720	481,215	436,055		Yangju-si
80	1,365	9,044	330,038	301,722		Pocheon-si
67	707	6,985	310,712	283,879		Yeoju-si
15	170	1,191	44,199	40,544		Yeoncheon-gun
38	382	3,020	123,214	110,575		Gapyeong-gun
79	1,247	8,155	368,405	334,757		Yangpyeong-gun
<b>841</b>	<b>10,160</b>	<b>81,461</b>	<b>3,347,869</b>	<b>3,034,378</b>		<b>Gangwon</b>
136	1,766	10,125	507,517	463,944		Chuncheon-si
165	2,119	20,581	673,091	613,511		Wonju-si
169	1,657	16,306	503,541	452,686		Gangneung-si
67	626	5,503	247,810	221,869		Donghae-si
20	217	2,018	90,263	82,873		Taebaek-si
49	431	3,714	150,363	138,893		Sokcho-si
37	470	3,399	109,680	98,344		Samcheok-si
28	155	2,448	52,978	48,903		Hongcheon-gun
19	342	1,944	127,211	117,095		Hoengseong-gun
25	365	2,606	97,719	87,181		Yeongwol-gun
26	375	2,699	173,583	154,537		Pyeongchang-gun
24	148	1,273	45,817	41,951		Jeongseon-gun
14	316	2,529	135,924	121,462		Cheorwon-gun
6	125	492	59,189	53,197		Hwacheon-gun
6	143	384	59,626	56,624		Yanggu-gun
14	118	482	27,741	24,453		Inje-gun
17	362	1,827	117,552	106,598		Goseong-gun
19	425	3,131	168,259	150,260		Yangyang-gun

Note : Based on the Treatments(excluding pharmacy from Medical Service Use, including pharmacy in Treatment Days/Medical Expense /Benefit Amount) including Medical aid



## 제 6 장

# 만성질환 급여현황



제 6-1표  
Table 6-1

시·군·구별  
Benefits for Chronic Diseases

구 분	고혈압(110~115) Hypertension				
	진료실인원수 Patients	입내원일수 Visit	요양급여일수 Reimbursed Days	진료비 Medical Expense	급여비 Benefit
서울	1,330,951	8,788,665	347,665,939	811,663,566	591,560,145
종로구	19,458	120,050	4,974,331	11,493,659	8,393,247
중구	18,332	113,831	4,614,430	10,607,518	7,706,239
용산구	27,313	202,768	7,160,437	17,163,805	12,507,650
성동구	38,728	265,236	10,537,766	24,610,760	17,855,596
광진구	45,688	311,218	11,850,938	27,593,634	20,023,200
동대문구	50,193	328,140	13,030,142	31,187,308	22,807,589
중랑구	64,322	501,546	17,028,664	42,057,955	31,181,512
성북구	62,299	402,132	16,500,999	38,708,304	28,254,506
강북구	54,349	377,386	14,098,936	34,460,010	25,533,130
도봉구	54,822	411,644	14,742,471	36,928,778	27,183,038
노원구	76,333	559,974	19,903,813	48,979,131	36,436,931
은평구	72,951	523,283	19,345,810	47,550,432	34,921,485
서대문구	43,579	291,985	11,414,261	27,389,055	19,965,628
마포구	45,757	300,837	11,966,589	27,620,783	20,060,246
양천구	59,930	370,748	16,185,562	35,549,728	25,695,345
강서구	78,443	510,950	19,962,059	47,393,935	34,896,065
구로구	65,190	408,036	16,982,730	39,097,927	28,211,102
금천구	40,827	256,256	10,162,177	23,380,484	16,943,925
영등포구	52,944	323,906	13,584,563	30,636,623	22,088,696
동작구	50,552	335,848	13,240,328	30,883,990	22,293,818
관악구	65,322	433,159	17,192,888	39,508,191	28,677,299
서초구	43,079	225,071	11,017,291	23,805,253	16,871,442
강남구	57,056	302,122	14,602,311	30,843,917	22,105,962
송파구	79,863	498,346	20,849,557	46,914,957	33,800,162
강동구	63,621	414,193	16,716,886	37,297,429	27,146,331
인천	468,663	3,105,747	124,005,999	295,735,148	214,699,637
중구	22,817	149,744	5,853,215	14,568,422	10,616,544
동구	12,198	88,798	3,361,129	8,112,396	5,876,973
미추홀구	70,574	494,111	18,306,250	46,497,468	33,925,727
연수구	48,358	307,481	12,536,181	27,721,889	19,995,381
남동구	81,846	570,052	21,384,242	53,853,429	39,468,915
부평구	81,697	540,956	21,879,611	52,275,283	38,088,988
계양구	46,230	309,766	12,633,655	29,288,265	21,192,822
서구	83,272	519,092	22,165,152	50,467,222	36,250,384
강화군	16,710	99,849	4,571,022	10,214,941	7,349,966
옹진군	4,961	25,898	1,315,542	2,735,833	1,933,938
경기	1,980,215	12,213,899	521,318,817	1,192,644,222	857,576,554
수원시 장안구	40,369	268,169	10,985,186	25,089,717	18,148,318
수원시 권선구	52,881	322,197	13,873,351	30,845,503	22,202,347
수원시 팔달구	30,128	185,420	7,507,045	17,369,773	12,601,247
수원시 영통구	36,270	218,982	9,923,600	21,007,836	14,989,113
성남시 수정구	36,683	232,565	9,690,974	21,995,450	15,985,316
성남시 중원구	34,655	238,303	9,345,963	21,756,383	15,761,667
성남시 분당구	53,367	282,832	14,325,089	30,114,557	21,550,752
의정부시	76,329	516,118	20,413,307	48,929,009	35,757,750
안양시 만안구	37,696	227,105	10,191,428	23,000,233	16,438,937
안양시 동안구	41,026	239,028	11,110,340	24,183,277	17,206,847
부천시	125,985	845,321	33,344,399	78,792,616	56,630,446

주 : 진료일 기준(의료이용은 약국제외, 요양급여일수, 진료비와 급여비는 약국포함)이며, 의료급여 포함

# 만성질환 급여현황 by District (Hypertension, Diabetes)

(단위 : 명, 일, 천원)  
Unit : Person, Day, 1,000Won

당뇨(E10~E14) Diabetes					Division
진료실인원수 Patients	입내원일수 Visit	요양급여일수 Reimbursed Days	진료비 Medical Expense	급여비 Benefit	
<b>682,692</b>	<b>4,604,965</b>	<b>174,156,938</b>	<b>638,218,363</b>	<b>456,894,381</b>	<b>Seoul</b>
10,376	66,099	2,621,392	9,591,109	6,798,802	Jongno-gu
9,934	67,692	2,493,471	9,191,698	6,604,067	Jung-gu
14,278	102,271	3,598,550	13,678,406	9,760,639	Yongsan-gu
19,368	134,137	4,993,009	18,250,996	13,070,795	Seongdong-gu
24,296	168,072	6,257,082	22,907,508	16,220,412	Gwangjin-gu
26,598	183,397	7,073,703	26,664,580	19,217,323	Dongdaemun-gu
33,884	263,113	8,801,628	33,082,468	24,340,106	Jungnang-gu
33,128	215,130	8,276,824	29,689,632	21,170,033	Seongbuk-gu
27,245	196,203	6,799,260	26,004,160	19,215,614	Gangbuk-gu
26,861	196,807	6,795,802	25,598,950	18,585,386	Dobong-gu
39,570	287,160	10,015,358	38,196,834	28,247,998	Nowon-gu
39,146	288,038	9,959,643	38,233,484	27,578,754	Eunpyeong-gu
22,657	148,821	5,872,357	21,486,543	15,166,970	Seodaemun-gu
23,642	152,796	6,009,144	21,512,398	15,213,097	Mapo-gu
30,098	197,407	7,794,040	27,363,221	19,487,949	Yangcheon-gu
42,376	294,336	10,715,531	39,154,765	28,456,085	Gangseo-gu
31,684	214,467	8,190,295	30,791,280	22,017,375	Guro-gu
20,259	133,134	4,776,623	18,141,191	13,069,012	Geumcheon-gu
25,472	166,432	6,666,852	24,794,414	17,548,710	Yeongdeungpo-gu
25,402	169,533	6,338,491	23,190,655	16,344,714	Dongjak-gu
31,995	218,732	7,961,918	29,909,449	21,491,734	Gwanak-gu
21,543	118,334	5,774,870	19,643,255	13,428,336	Seocho-gu
29,185	155,490	7,428,363	24,425,125	16,826,398	Gangnam-gu
41,452	252,324	10,485,647	36,416,566	25,437,783	Songpa-gu
32,243	215,040	8,457,085	30,299,674	21,596,291	Gangdong-gu
<b>248,725</b>	<b>1,746,375</b>	<b>64,652,710</b>	<b>242,051,845</b>	<b>174,262,444</b>	<b>Incheon</b>
11,846	82,577	3,027,584	11,811,477	8,538,287	Jung-gu
6,757	51,414	1,720,020	6,897,019	4,936,499	Dong-gu
39,273	288,739	10,052,487	38,485,684	27,978,905	Michuhol-gu
25,461	186,905	6,855,637	24,884,900	17,814,283	Yeonsu-gu
43,185	318,136	11,259,012	43,178,623	31,495,082	Namdong-gu
42,314	292,539	10,846,405	40,862,667	29,489,375	Bupyeong-gu
24,003	163,862	6,072,843	22,882,355	16,313,986	Gyeyang-gu
44,333	287,273	11,688,816	41,397,434	29,386,444	Seo-gu
9,003	60,375	2,483,422	9,306,022	6,666,752	Ganghwa-gun
2,550	14,555	646,484	2,345,665	1,642,830	Ongjin-gun
<b>1,027,727</b>	<b>6,670,546</b>	<b>264,520,820</b>	<b>967,200,227</b>	<b>686,134,087</b>	<b>Gyeonggi</b>
21,333	152,479	5,453,112	19,618,880	14,055,288	Jangan-gu
27,721	183,072	7,052,976	25,094,097	17,835,518	Gwonseon-gu
15,927	109,563	3,889,072	14,362,587	10,373,967	Paldal-gu
17,348	110,673	4,606,778	15,369,914	10,685,464	Yongtong-gu
19,498	135,889	4,983,279	17,992,664	13,061,004	Sujeong-gu
18,180	132,695	4,656,793	17,206,281	12,358,255	Jungwon-gu
26,050	147,486	6,678,106	21,720,261	15,172,991	Bundang-gu
38,615	265,078	9,830,228	36,774,561	26,604,464	Uijeongbu-si
19,689	126,003	5,019,689	18,319,856	12,964,894	Manan-gu
19,335	123,860	5,183,914	18,224,968	12,700,783	Dongan-gu
62,640	422,729	15,953,604	60,764,325	43,118,888	Bucheon-si

Note : Based on the Treatments(excluding pharmacy from Medical Service Use, including pharmacy in Treatment Days/Medical Expense /Benefit Amount) including Medical aid

제 6-1표  
Table 6-1

시·군·구별  
Benefits for Chronic Diseases

구 분	고혈압(110~115) Hypertension				
	진료실인원수 Patients	입내원일수 Visit	요양급여일수 Reimbursed Days	진료비 Medical Expense	급여비 Benefit
광 명 시	40,756	276,009	11,089,935	25,734,533	18,484,384
평택 시	81,221	506,119	20,829,817	46,506,994	33,386,204
동두천 시	17,665	126,778	4,591,512	12,349,116	9,106,688
안산시상록구	52,655	343,242	14,128,545	33,006,521	23,812,932
안산시단원구	49,266	319,175	12,611,379	29,821,815	21,405,871
고양시덕양구	71,640	446,362	18,821,714	44,098,060	31,883,186
고양시일산동구	38,806	216,332	10,424,846	22,667,698	16,191,555
고양시일산서구	39,948	246,529	11,013,968	24,959,621	17,866,737
과천시	8,966	50,460	2,279,958	4,948,487	3,552,710
구리시	28,475	173,047	7,240,207	17,228,750	12,434,123
남양주시	110,734	690,158	28,063,063	69,726,472	50,468,716
오산시	30,453	178,494	8,012,503	16,605,469	11,811,193
시흥시	74,806	430,582	18,741,934	43,174,911	30,766,731
군포시	36,822	220,224	9,927,643	21,480,219	15,370,792
의왕시	22,952	140,720	5,930,320	12,996,869	9,307,211
하남시	40,725	252,600	10,462,856	24,734,938	17,813,890
용인시처인구	40,615	230,776	10,364,281	23,442,278	16,663,225
용인시기흥구	54,847	305,796	14,783,317	31,521,339	22,515,930
용인시수지구	43,481	232,952	11,685,460	23,008,486	16,310,977
파주시	73,352	439,103	18,990,547	44,729,922	32,191,435
이천시	35,581	225,986	9,112,202	20,284,328	14,472,806
안성시	32,701	224,485	8,842,484	20,275,313	14,547,329
김포시	66,380	400,639	17,076,584	38,652,581	27,640,848
화성시	111,105	641,085	29,448,581	64,794,502	46,171,766
광주시	60,608	344,815	15,655,549	35,287,751	25,040,443
양주시	44,818	294,584	12,171,359	28,912,842	21,163,104
포천시	32,115	217,113	8,604,043	21,732,228	15,766,854
여주시	23,913	146,551	6,413,630	14,342,521	10,386,810
연천군	10,390	64,235	2,875,984	6,860,112	5,009,459
가평군	14,584	115,993	3,853,267	10,529,242	7,778,350
양평군	24,446	136,915	6,560,647	15,145,956	10,981,551
<b>강원</b>	<b>298,523</b>	<b>1,941,025</b>	<b>79,984,581</b>	<b>190,177,178</b>	<b>137,697,578</b>
춘천시	45,766	312,261	12,072,062	29,876,814	21,712,314
원주시	55,355	343,139	14,252,316	33,144,130	24,046,200
강릉시	42,996	256,805	11,980,493	27,938,360	20,209,958
동해시	20,339	158,472	5,737,109	15,374,658	11,224,831
태백시	8,558	58,099	2,372,057	5,298,014	3,809,726
속초시	17,179	121,458	4,836,450	11,713,427	8,578,391
삼척시	14,819	98,534	3,879,376	10,844,624	7,805,662
홍천군	15,555	112,205	4,397,773	9,714,039	6,977,846
횡성군	11,246	68,314	2,835,941	6,871,178	4,947,814
영월군	9,218	55,989	2,479,043	5,613,619	4,028,592
평창군	10,012	56,080	2,768,041	5,860,384	4,189,472
정선군	8,554	49,728	2,304,557	4,879,948	3,467,250
철원군	9,158	56,827	2,188,569	5,265,434	3,817,286
화천군	5,020	33,126	1,384,302	3,182,525	2,309,760
양구군	3,850	23,776	874,479	2,031,315	1,462,245
인제군	5,958	36,704	1,512,815	3,388,116	2,421,113
고성군	7,446	51,689	2,016,478	4,617,283	3,367,087
양양군	7,494	47,819	2,092,720	4,563,311	3,322,030

주 : 진료일 기준(의료이용은 약국제외, 요양급여일수, 진료비와 급여비는 약국포함)이며, 의료급여 포함



# 만성질환 급여현황 <계속> by District (Hypertension, Diabetes) <Cont'd>

(단위 : 명, 일, 천원)  
Unit : Person, Day, 1,000Won

당뇨(E10~E14) Diabetes					Division
진료실인원수 Patients	입내원일수 Visit	요양급여일수 Reimbursed Days	진료비 Medical Expense	급여비 Benefit	
19,979	134,552	5,224,269	19,474,259	13,840,426	Gwangmyeong-si
46,433	299,007	11,828,376	44,691,950	31,753,442	Pyeongtaek-si
9,535	70,777	2,368,192	9,858,142	7,234,868	Dongducheon-si
26,825	180,830	6,660,604	25,578,152	18,290,484	Sangnok-gu
23,454	153,909	5,928,288	22,183,778	15,688,112	Danwon-gu
39,012	261,507	10,138,748	37,258,786	26,652,166	Deogyang-gu
20,591	129,386	5,415,618	19,469,269	13,817,717	Ilсандong-gu
20,343	134,214	5,514,418	19,490,496	13,793,981	Ilсанseo-gu
4,131	23,719	1,010,284	3,368,464	2,326,963	Gwacheon-si
13,746	90,165	3,529,635	13,038,565	9,248,560	Guri-si
59,961	385,333	15,268,883	58,922,072	41,959,315	Namyangju-si
15,922	102,757	4,197,736	14,910,793	10,514,720	Osan-si
40,093	250,874	10,113,448	38,852,381	27,559,572	Siheung-si
18,879	122,693	5,031,573	17,595,602	12,439,683	Gunpo-si
10,431	69,133	2,842,631	9,779,219	6,840,343	Uiwang-si
21,589	139,173	5,673,191	20,814,862	14,670,727	Hanam-si
22,696	143,404	5,803,981	22,626,224	15,813,965	Cheoin-gu
28,764	174,518	7,558,680	26,774,345	18,579,173	Giheung-gu
21,144	121,022	5,669,751	18,112,703	12,406,328	Suji-gu
38,418	245,790	9,870,674	37,307,785	26,843,184	Paju-si
18,249	118,140	4,581,628	16,260,775	11,505,552	Icheon-si
18,115	130,073	4,643,557	17,530,688	12,541,165	Anseong-si
35,092	217,990	9,213,804	33,048,312	23,271,523	Gimpo-si
59,896	374,918	15,494,771	55,484,693	38,984,780	Hwaseong-si
32,998	202,609	8,651,215	30,104,637	20,958,808	Gwangju-si
22,582	150,794	5,763,438	20,920,643	15,049,956	Yangju-si
14,974	97,024	3,787,980	13,793,936	9,866,071	Pocheon-si
12,606	79,466	3,061,413	11,160,559	8,029,098	Yeoju-si
4,478	26,867	1,060,334	3,830,465	2,758,640	Yeoncheon-gun
7,062	51,972	1,792,294	7,059,973	5,180,653	Gapyeong-gun
13,393	78,403	3,513,855	12,449,305	8,782,597	Yangpyeong-gun
<b>144,684</b>	<b>937,622</b>	<b>36,948,255</b>	<b>137,031,789</b>	<b>98,688,189</b>	<b>Gangwon</b>
23,757	172,828	6,111,891	23,040,356	16,938,381	Chuncheon-si
31,802	191,320	8,388,738	30,029,085	21,531,811	Wonju-si
18,895	112,009	4,752,088	18,134,572	13,150,437	Gangneung-si
7,868	59,144	2,061,786	8,199,388	5,909,425	Donghae-si
4,235	28,869	1,073,819	3,874,795	2,767,258	Taebaek-si
6,829	46,233	1,714,854	6,724,513	4,914,200	Sokcho-si
6,640	45,348	1,526,889	6,597,275	4,727,327	Samcheok-si
7,418	52,999	2,020,397	6,955,207	4,920,562	Hongcheon-gun
5,519	31,824	1,338,820	4,904,523	3,457,983	Hoengseong-gun
4,706	29,565	1,246,611	4,556,844	3,221,446	Yeongwol-gun
5,107	31,044	1,379,156	4,789,619	3,383,027	Pyeongchang-gun
3,995	23,024	1,010,354	3,619,242	2,540,792	Jeongseon-gun
4,279	25,623	924,261	3,459,213	2,489,766	Cheorwon-gun
2,265	14,444	592,471	2,085,739	1,509,483	Hwacheon-gun
2,578	17,080	538,776	1,929,503	1,399,047	Yanggu-gun
2,898	19,075	760,357	2,531,473	1,791,476	Inje-gun
3,012	19,682	776,660	2,916,801	2,105,245	Goseong-gun
2,881	17,511	730,327	2,683,642	1,930,523	Yangyang-gun

Note : Based on the Treatments(excluding pharmacy from Medical Service Use, including pharmacy in Treatment Days/Medical Expense /Benefit Amount) including Medical aid

제 6-2표  
Table 6-2

시·군·구별  
Benefits for Chronic Diseases

구 분	치주질환(K00~K01,K03~K08) Periodontal disease				
	진료실인원수 Patients	입내원일수 Visit	요양급여일수 Reimbursed Days	진료비 Medical Expense	급여비 Benefit
서울	4,617,283	14,007,944	24,605,389	1,069,110,693	758,692,043
종로구	71,758	220,111	383,959	17,217,640	12,195,876
중구	64,849	204,149	353,243	16,114,230	11,465,226
용산구	105,508	310,057	537,256	23,547,012	16,650,251
성동구	139,360	414,487	726,162	30,612,859	21,635,645
광진구	165,080	496,641	865,710	36,748,269	25,970,462
동대문구	166,491	511,398	923,928	39,450,775	28,015,961
충랑구	177,787	597,028	1,090,480	47,243,485	33,923,912
성북구	206,219	638,363	1,137,177	48,753,371	34,587,687
강북구	130,716	432,818	789,240	35,570,281	25,636,235
도봉구	142,008	446,037	819,705	35,558,059	25,364,736
노원구	234,522	724,980	1,294,137	56,065,149	40,221,151
은평구	220,153	705,317	1,245,197	54,887,587	39,205,308
서대문구	149,931	460,150	810,726	34,539,277	24,431,258
마포구	182,014	533,174	914,372	39,840,342	28,130,884
양천구	211,645	621,899	1,094,360	46,868,501	33,234,949
강서구	272,965	825,569	1,423,356	63,889,185	45,748,527
구로구	194,355	595,698	1,081,948	47,738,539	33,794,222
금천구	107,456	336,081	616,343	27,034,963	19,361,470
영등포구	192,571	577,897	1,025,894	44,309,628	31,349,389
동작구	188,388	562,584	974,331	42,464,609	29,958,537
관악구	229,546	690,352	1,226,012	53,705,278	38,241,329
서초구	216,667	622,323	1,036,473	44,915,425	31,367,948
강남구	289,552	813,728	1,370,383	58,595,438	41,048,365
송파구	333,857	980,485	1,673,171	72,013,304	50,640,035
강동구	223,885	686,618	1,191,826	51,427,488	36,512,681
인천	1,334,816	4,230,456	7,640,963	321,352,557	229,133,231
중구	69,688	210,369	379,042	15,641,655	11,169,056
동구	26,063	96,745	174,237	7,776,527	5,585,697
미추홀구	175,147	590,248	1,083,029	46,429,799	33,272,144
연수구	185,854	550,195	938,162	37,924,640	26,791,266
남동구	221,401	718,044	1,284,306	54,676,467	39,175,159
부평구	222,205	718,009	1,299,688	56,459,267	40,342,239
계양구	121,476	397,892	741,714	29,809,477	21,212,357
서구	274,654	822,886	1,482,104	60,084,942	42,677,665
강화군	29,379	98,259	202,756	9,993,225	7,101,488
옹진군	8,949	27,809	55,925	2,556,558	1,806,160
경기도	6,311,513	18,673,323	33,451,568	1,402,464,550	991,591,227
수원시 장안구	123,533	362,340	656,776	27,435,959	19,384,587
수원시 권선구	166,292	489,334	883,721	36,202,885	25,584,154
수원시 팔달구	92,085	280,123	509,894	21,665,906	15,343,904
수원시 영통구	180,866	482,227	803,869	32,438,781	22,706,708
성남시 수정구	113,978	349,431	611,977	27,448,843	19,543,035
성남시 중원구	97,806	299,923	535,641	24,064,121	17,069,585
성남시 분당구	250,077	670,495	1,123,151	47,343,303	33,148,436
의정부시	204,057	637,587	1,187,606	49,635,515	35,446,476
안양시 만안구	105,531	332,347	601,303	26,290,294	18,649,252
안양시 동안구	153,368	449,865	760,075	32,465,217	22,809,985
부천시	364,727	1,146,277	2,021,620	89,147,459	63,062,254

주 : 진료일 기준(의료이용은 약국제외, 요양급여일수, 진료비와 급여비는 약국포함)이며, 의료급여 포함

# 만성질환 급여현황

## by District (Periodontal disease, Arthritis)

(단위 : 명, 일, 천원)  
Unit : Person, Day, 1,000Won

관절염(M00~M19,M22~M25) Arthritis					Division
진료실인원수 Patients	입내원일수 Visit	요양급여일수 Reimbursed Days	진료비 Medical Expense	급여비 Benefit	
<b>1,305,449</b>	<b>6,909,786</b>	<b>76,209,917</b>	<b>666,650,384</b>	<b>489,018,190</b>	<b>Seoul</b>
20,493	101,719	1,165,051	10,154,160	7,396,453	Jongno-gu
18,940	102,284	1,129,182	10,536,623	7,707,349	Jung-gu
29,207	146,070	1,723,317	13,682,328	9,917,400	Yongsan-gu
38,405	208,077	2,252,375	20,369,561	14,805,817	Seongdong-gu
43,949	223,843	2,651,990	22,829,686	16,604,322	Gwangjin-gu
50,026	267,678	2,964,393	27,364,680	20,050,836	Dongdaemun-gu
58,981	341,351	3,546,547	33,198,436	24,610,124	Jungnang-gu
57,558	300,199	3,333,710	29,351,296	21,410,851	Seongbuk-gu
48,969	291,564	2,839,611	27,532,644	20,621,195	Gangbuk-gu
49,178	252,338	2,736,205	24,573,386	18,026,892	Dobong-gu
73,237	394,026	4,304,422	36,354,899	27,510,939	Nowon-gu
64,275	365,396	3,731,904	35,495,162	26,256,902	Eunpyeong-gu
44,572	238,265	2,577,476	22,101,226	16,203,148	Seodaemun-gu
44,709	225,460	2,391,893	21,313,602	15,629,983	Mapo-gu
58,492	316,661	3,414,790	30,773,426	22,627,578	Yangcheon-gu
76,876	410,090	4,478,212	40,893,709	30,480,935	Gangseo-gu
61,598	346,214	3,668,041	33,271,671	24,355,495	Guro-gu
37,422	211,132	2,441,957	20,998,882	15,499,011	Geumcheon-gu
54,719	284,352	3,163,284	27,660,591	20,098,715	Yeongdeungpo-gu
53,194	278,374	3,189,396	27,833,368	20,258,711	Dongjak-gu
65,925	373,475	3,828,319	35,677,071	26,393,887	Gwanak-gu
47,545	221,278	2,757,378	21,426,561	15,279,758	Seocho-gu
60,796	275,418	3,453,688	24,968,316	17,940,423	Gangnam-gu
82,177	405,780	4,583,816	36,964,718	26,514,204	Songpa-gu
64,206	328,742	3,882,960	31,324,381	22,817,263	Gangdong-gu
<b>396,028</b>	<b>2,186,805</b>	<b>22,716,463</b>	<b>221,854,374</b>	<b>163,102,596</b>	<b>Incheon</b>
19,014	101,186	1,042,531	10,632,552	7,806,164	Jung-gu
10,404	72,138	597,405	6,613,019	4,900,703	Dong-gu
59,679	350,846	3,260,778	35,489,920	26,243,340	Michuhol-gu
40,794	200,250	2,239,873	20,929,663	15,174,849	Yeonsu-gu
63,224	365,623	3,716,809	37,563,012	27,930,479	Namdong-gu
71,001	408,134	4,206,919	39,329,109	28,988,375	Bupyeong-gu
41,997	238,021	2,557,071	22,802,079	16,763,726	Gyeyang-gu
72,672	366,958	4,015,926	38,633,584	28,223,832	Seo-gu
12,988	63,162	828,714	7,557,060	5,427,775	Ganghwa-gun
4,255	20,487	250,437	2,304,377	1,643,353	Ongjin-gun
<b>1,764,724</b>	<b>8,505,850</b>	<b>102,005,581</b>	<b>865,396,246</b>	<b>630,255,926</b>	<b>Gyeonggi</b>
36,873	200,282	2,325,136	18,029,536	13,180,007	Jangan-gu
47,407	229,559	2,826,658	22,428,684	16,212,013	Gwonseon-gu
26,783	140,014	1,722,634	13,988,992	10,249,979	Paldal-gu
33,234	141,188	1,997,872	13,594,322	9,644,605	Yongtong-gu
35,398	184,800	2,144,890	18,044,280	13,254,023	Sujeong-gu
33,430	181,999	2,056,409	17,572,369	12,785,572	Jungwon-gu
55,875	243,462	3,199,398	21,565,979	15,559,665	Bundang-gu
68,543	324,428	3,834,225	33,432,802	24,549,578	Uijeongbu-si
33,857	182,099	1,955,374	18,224,762	13,295,257	Manan-gu
37,614	192,288	2,285,283	17,069,278	12,257,617	Dongan-gu
111,299	605,693	6,441,017	60,233,359	43,733,073	Bucheon-si

Note : Based on the Treatments(excluding pharmacy from Medical Service Use, including pharmacy in Treatment Days/Medical Expense /Benefit Amount) including Medical aid

제 6-2표  
Table 6-2

시·군·구별  
Benefits for Chronic Diseases

구 분	치주질환(K00~K01,K03~K08) Periodontal disease				
	진료실인원수 Patients	입내원일수 Visit	요양급여일수 Reimbursed Days	진료비 Medical Expense	급여비 Benefit
광 명 시	132,153	411,525	714,326	30,617,575	21,655,568
평택 시	257,670	754,927	1,398,136	56,567,524	40,104,411
동두천 시	35,564	116,418	232,282	10,178,940	7,378,117
안산시상록구	141,571	427,214	796,577	32,461,591	23,134,281
안산시단원구	136,632	399,663	746,063	30,386,072	21,510,531
고양시덕양구	231,057	690,282	1,246,697	52,283,526	37,087,592
고양시일산동구	135,950	400,071	714,340	29,361,694	20,591,426
고양시일산서구	133,632	391,681	685,685	28,372,045	19,745,183
과천시	42,393	114,627	187,218	7,795,720	5,433,203
구리 시	85,791	265,929	483,906	20,274,126	14,415,979
남양주시	329,926	1,014,312	1,850,867	77,139,292	54,839,550
오산시	103,502	297,919	547,516	21,431,429	15,144,763
시흥시	234,096	692,867	1,248,569	49,837,447	35,290,160
군포시	122,710	361,662	636,844	26,847,698	18,976,014
의왕시	77,649	229,688	392,030	16,948,954	11,923,988
하남시	164,329	490,942	833,488	35,807,983	25,329,590
용인시처인구	117,503	350,515	647,379	27,423,514	19,298,521
용인시기흥구	210,244	594,299	1,043,234	43,177,282	30,266,847
용인시수지구	193,328	520,914	878,278	36,375,570	25,392,348
파주시	222,624	678,752	1,216,251	50,709,670	35,903,373
이천시	92,409	253,400	468,483	20,158,313	14,209,612
안성시	82,374	243,681	489,017	19,901,051	14,115,267
김포시	227,791	674,670	1,172,848	49,859,615	35,301,573
화성시	443,595	1,212,787	2,110,482	84,600,477	59,632,312
광주시	177,511	542,360	993,384	41,709,977	29,275,290
양주시	115,441	357,742	670,998	27,522,160	19,672,688
포천시	61,072	194,239	385,624	17,785,034	12,706,113
여주시	48,417	151,233	298,746	12,994,100	9,247,226
연천군	17,429	56,280	107,635	5,227,344	3,753,986
가평군	28,004	100,057	215,954	8,626,573	6,193,668
양평군	56,826	182,718	343,078	15,943,970	11,313,667
<b>강원</b>	<b>629,699</b>	<b>1,862,211</b>	<b>3,644,537</b>	<b>161,555,752</b>	<b>115,262,863</b>
춘천시	127,545	366,530	685,271	29,462,734	21,186,206
원주시	154,626	445,975	860,062	35,327,978	25,129,863
강릉시	82,555	235,714	445,751	21,035,371	14,972,615
동해시	33,158	97,967	201,343	8,193,393	5,841,461
태백시	14,467	43,217	90,676	4,154,941	2,963,609
속초시	31,021	92,591	179,782	7,687,850	5,500,121
삼척시	23,971	72,369	147,554	6,997,469	5,013,396
홍천군	28,007	89,011	178,527	8,611,684	6,113,501
횡성군	19,775	65,686	134,132	6,548,620	4,653,241
영월군	15,072	47,071	96,568	4,838,072	3,439,348
평창군	16,823	52,305	105,432	5,107,669	3,611,131
정선군	12,956	41,140	81,221	4,029,038	2,859,646
철원군	17,257	54,537	112,245	4,842,668	3,458,907
화천군	9,435	28,218	60,679	2,532,169	1,809,085
양구군	8,257	22,577	44,781	2,199,494	1,582,067
인제군	12,771	34,681	71,151	3,188,409	2,269,391
고성군	10,754	36,147	78,154	3,280,585	2,345,422
양양군	11,249	36,475	71,208	3,517,606	2,513,853

주 : 진료일 기준(의료이용은 약국제외, 요양급여일수, 진료비와 급여비는 약국포함)이며, 의료급여 포함

# 만성질환 급여현황 <계속>

## by District (Periodontal disease, Arthritis) <Cont'd>

(단위 : 명, 일, 천원)  
Unit : Person, Day, 1,000Won

관절염(M00~M19, M22~M25) Arthritis					Division
진료실인원수 Patients	입내원일수 Visit	요양급여일수 Reimbursed Days	진료비 Medical Expense	급여비 Benefit	
38,489	211,781	2,251,933	21,220,482	15,513,846	Gwangmyeong-si
71,752	348,982	4,501,668	36,842,922	26,950,188	Pyeongtaek-si
13,517	66,433	800,062	7,174,748	5,375,640	Dongducheon-si
45,516	221,405	2,299,561	21,901,056	15,963,763	Sangnok-gu
41,186	209,839	2,061,813	21,175,553	15,313,837	Danwon-gu
61,767	313,445	3,810,428	32,829,217	24,246,534	Deogyang-gu
36,868	165,304	2,284,618	16,674,768	12,178,638	Ilсандong-gu
35,418	171,140	2,212,618	17,082,062	12,482,292	Ilсанseo-gu
9,659	48,912	458,608	3,931,515	2,826,405	Gwacheon-si
26,271	140,773	1,625,122	14,073,023	10,229,177	Guri-si
98,363	463,754	5,531,368	49,566,269	36,179,760	Namyangju-si
29,034	122,024	1,532,596	12,352,324	9,014,446	Osan-si
67,657	325,379	3,376,066	35,489,885	25,606,236	Siheung-si
32,686	168,997	1,930,335	16,657,294	12,258,437	Gunpo-si
20,826	102,231	1,224,428	9,555,581	6,903,944	Uiwang-si
38,327	185,643	2,201,412	18,830,036	13,699,304	Hanam-si
33,918	155,633	1,814,527	16,827,790	12,212,894	Cheoin-gu
51,461	214,249	2,838,630	21,370,648	15,377,168	Giheung-gu
40,104	178,042	2,236,087	16,153,587	11,512,379	Suji-gu
62,315	311,447	4,086,878	34,513,903	25,467,610	Paju-si
29,448	130,820	1,804,769	14,508,720	10,621,672	Icheon-si
30,059	140,713	1,739,403	15,113,715	11,015,337	Anseong-si
55,124	251,626	3,166,785	28,254,482	20,662,874	Gimpo-si
104,145	431,981	5,373,141	44,852,763	32,314,144	Hwaseong-si
52,217	235,289	3,120,755	23,947,077	17,242,556	Gwangju-si
36,173	165,250	1,987,860	18,110,541	13,334,367	Yangju-si
26,598	123,430	1,567,294	12,267,289	9,001,665	Pocheon-si
17,982	93,047	1,012,177	8,980,093	6,628,396	Yeoju-si
7,066	37,758	472,352	4,631,447	3,444,722	Yeoncheon-gun
11,032	52,439	670,414	6,120,558	4,534,262	Gapyeong-gun
19,433	92,272	1,222,977	10,202,533	7,422,042	Yangpyeong-gun
<b>241,475</b>	<b>1,233,416</b>	<b>15,516,355</b>	<b>124,724,285</b>	<b>92,096,969</b>	<b>Gangwon</b>
40,910	218,758	2,465,298	20,721,444	15,557,675	Chuncheon-si
50,154	251,248	3,129,607	25,031,971	18,144,446	Wonju-si
29,124	127,647	2,153,192	14,484,072	10,838,824	Gangneung-si
12,499	69,874	829,613	6,804,168	5,074,434	Donghae-si
6,341	38,371	457,902	3,922,587	2,811,500	Taebaek-si
12,418	69,305	845,698	6,514,940	4,878,760	Sokcho-si
12,018	69,954	836,024	6,850,184	5,043,385	Samcheok-si
11,838	59,181	842,369	6,035,153	4,436,956	Hongcheon-gun
9,482	51,357	571,073	5,148,189	3,760,128	Hoengseong-gun
8,228	40,639	511,552	4,655,716	3,418,651	Yeongwol-gun
8,552	40,247	562,230	4,626,453	3,376,937	Pyeongchang-gun
7,608	39,909	478,125	3,944,829	2,901,684	Jeongseon-gun
7,706	34,814	434,364	3,788,917	2,788,777	Cheorwon-gun
4,179	18,434	230,162	2,018,985	1,500,878	Hwacheon-gun
4,208	20,248	211,918	1,900,480	1,427,664	Yanggu-gun
5,651	29,198	297,528	2,718,354	1,994,934	Inje-gun
5,625	30,528	346,595	2,975,867	2,206,808	Goseong-gun
4,934	23,704	313,105	2,581,975	1,934,528	Yangyang-gun

Note : Based on the Treatments(excluding pharmacy from Medical Service Use, including pharmacy in Treatment Days/Medical Expense /Benefit Amount) including Medical aid

제 6-3 표  
Table 6-3

시·군·구별  
Benefits for Chronic Diseases

구 분	정신질환(F00-F99) Mental illness				
	진료실인원수 Patients	입내원일수 Visit	요양급여일수 Reimbursed Days	진료비 Medical Expense	급여비 Benefit
서울	832,153	10,502,678	147,714,486	1,022,741,615	806,581,506
종로구	13,594	164,264	2,433,872	17,038,353	13,252,255
중구	11,885	161,860	2,152,069	15,762,970	12,527,516
용산구	20,357	260,236	3,528,392	26,266,394	20,760,398
성동구	24,811	300,192	4,340,368	30,282,238	23,701,878
광진구	29,105	332,333	5,009,534	33,731,552	26,276,589
동대문구	30,144	400,105	5,503,345	38,258,219	30,367,945
중랑구	33,640	461,816	6,210,399	44,218,312	35,722,151
성북구	34,445	427,158	6,289,229	41,789,941	32,671,853
강북구	26,380	384,329	4,863,829	34,346,274	27,871,723
도봉구	27,370	359,598	5,132,171	33,973,742	27,313,335
노원구	42,160	604,436	8,020,323	56,714,006	45,832,324
은평구	41,422	562,144	7,451,740	51,562,087	41,231,222
서대문구	29,352	394,936	5,211,886	36,470,187	28,558,574
마포구	33,776	415,710	5,991,843	40,562,500	31,467,287
양천구	35,602	431,449	6,371,488	43,273,579	33,994,833
강서구	47,768	655,548	8,379,561	60,812,683	49,160,226
구로구	32,921	423,930	5,897,872	39,586,351	31,031,919
금천구	20,219	280,353	3,637,311	26,451,188	21,232,934
영등포구	32,145	391,066	5,642,878	40,400,788	31,468,212
동작구	33,740	395,957	5,917,058	39,560,059	30,756,290
관악구	45,164	540,262	7,739,429	52,189,077	41,029,184
서초구	38,020	424,728	6,560,975	44,702,970	34,103,172
강남구	54,448	622,997	9,408,693	64,986,269	50,674,369
송파구	55,529	645,538	9,555,031	66,301,039	51,263,255
강동구	38,156	461,733	6,465,190	43,500,836	34,312,062
인천	238,467	3,586,786	42,407,763	320,378,209	259,987,828
중구	12,187	179,438	2,110,870	16,277,856	13,140,378
동구	5,361	89,248	1,041,246	7,679,342	6,206,906
미추홀구	33,512	551,037	5,977,241	48,139,475	39,250,093
연수구	27,533	370,330	4,658,882	34,787,657	27,513,208
남동구	40,405	617,299	7,348,729	54,631,030	44,718,264
부평구	41,152	599,767	7,573,774	53,622,429	43,423,301
계양구	23,054	380,019	4,077,972	32,609,383	26,619,168
서구	46,172	646,802	7,875,958	58,266,652	47,384,777
강화군	7,504	125,970	1,451,609	11,857,803	9,722,680
옹진군	1,587	26,876	291,482	2,506,581	2,009,052
경기	1,068,916	14,249,059	191,147,807	1,330,020,291	1,053,284,859
수원시 장안구	21,056	301,818	3,870,315	27,738,234	21,956,146
수원시 권선구	27,295	364,616	4,763,059	33,224,503	26,175,617
수원시 팔달구	16,795	259,506	2,993,005	23,174,708	18,714,676
수원시 영통구	25,911	292,380	4,469,322	27,349,955	20,963,038
성남시 수정구	20,811	288,294	3,659,833	26,257,403	21,098,388
성남시 중원구	17,657	260,109	3,144,335	23,333,064	18,606,809
성남시 분당구	44,348	479,985	7,922,707	47,378,613	36,331,382
의정부시	39,188	494,481	7,371,114	45,491,640	36,478,657
안양시 만안구	18,926	260,070	3,489,123	23,593,001	18,748,486
안양시 동안구	23,317	282,710	4,124,585	26,418,706	20,368,495
부천시	62,900	929,998	11,406,292	84,846,289	68,026,059

주 : 진료일 기준(의료이용은 약국제외, 요양급여일수, 진료비와 급여비는 약국포함)이며, 의료급여 포함

# 만성질환 급여현황

## by District (Mental illness, Infectious disease)

(단위 : 명, 일, 천원)  
Unit : Person, Day, 1,000Won

전염병(A,B) Infectious disease					Division
진료실인원수 Patients	입내원일수 Visit	요양급여일수 Reimbursed Days	진료비 Medical Expense	급여비 Benefit	
<b>1,984,742</b>	<b>5,185,781</b>	<b>41,822,302</b>	<b>535,747,102</b>	<b>409,760,113</b>	<b>Seoul</b>
27,095	69,694	613,769	8,815,772	6,888,073	Jongno-gu
26,940	73,717	596,047	9,270,958	7,337,465	Jung-gu
45,384	117,437	1,014,017	14,772,488	11,576,240	Yongsan-gu
61,598	166,795	1,338,875	17,905,732	13,684,652	Seongdong-gu
67,633	175,849	1,424,880	18,185,566	13,691,219	Gwangjin-gu
70,472	195,783	1,606,493	22,422,011	17,526,459	Dongdaemun-gu
74,420	205,608	1,592,438	22,923,901	17,977,380	Jungnang-gu
87,743	223,261	1,902,862	23,097,324	17,662,869	Seongbuk-gu
53,460	145,754	1,234,086	17,160,686	13,621,421	Gangbuk-gu
57,851	153,343	1,276,512	17,079,736	13,309,622	Dobong-gu
98,313	264,576	2,049,471	32,396,471	25,917,849	Nowon-gu
102,298	270,010	2,041,188	26,487,124	20,229,284	Eunpyeong-gu
64,663	168,969	1,336,512	16,071,095	12,093,365	Seodaemun-gu
75,554	194,936	1,516,944	18,882,880	14,185,406	Mapo-gu
92,879	242,616	1,890,881	22,656,157	16,978,801	Yangcheon-gu
119,641	308,126	2,435,368	30,702,734	23,396,869	Gangseo-gu
84,491	219,418	1,825,590	22,311,019	16,937,415	Guro-gu
46,687	128,635	1,035,310	13,965,422	10,869,715	Geumcheon-gu
87,813	232,916	1,863,585	23,858,564	18,307,925	Yeongdeungpo-gu
80,319	208,506	1,714,551	21,560,001	16,286,851	Dongjak-gu
98,435	254,445	2,032,632	28,365,012	21,996,820	Gwanak-gu
90,701	230,228	1,900,057	21,594,392	15,869,018	Seocho-gu
121,010	300,984	2,537,571	27,824,400	20,335,404	Gangnam-gu
147,041	374,766	2,982,433	33,166,334	24,628,505	Songpa-gu
102,301	259,409	2,060,230	24,271,324	18,451,484	Gangdong-gu
<b>610,333</b>	<b>1,578,878</b>	<b>12,853,073</b>	<b>168,275,092</b>	<b>128,985,304</b>	<b>Incheon</b>
35,438	88,935	757,401	9,174,110	7,092,325	Jung-gu
10,994	29,560	275,103	3,842,435	2,943,605	Dong-gu
74,143	202,760	1,694,941	24,831,990	19,281,836	Michuhol-gu
83,044	206,575	1,693,584	20,470,313	15,240,113	Yeonsu-gu
99,162	262,083	2,122,370	28,421,117	21,994,184	Namdong-gu
99,524	251,338	2,051,367	26,668,884	20,401,665	Bupyeong-gu
55,480	143,932	1,138,828	15,026,968	11,574,807	Gyeyang-gu
136,559	349,568	2,696,575	33,671,981	25,761,497	Seo-gu
12,245	34,863	334,609	5,013,907	3,818,405	Ganghwa-gun
3,744	9,264	88,295	1,153,386	876,866	Ongjin-gun
<b>2,927,847</b>	<b>7,363,593</b>	<b>59,672,717</b>	<b>727,078,160</b>	<b>549,070,533</b>	<b>Gyeonggi</b>
57,173	147,332	1,148,605	14,815,534	11,188,040	Jangan-gu
80,523	216,502	1,678,013	20,086,827	14,951,961	Gwonseon-gu
43,076	121,056	950,976	12,903,558	9,855,215	Paldal-gu
87,635	212,206	1,594,517	17,232,033	12,543,704	Yongtong-gu
49,594	131,064	1,031,704	13,109,496	10,137,752	Sujeong-gu
41,489	111,362	897,223	11,212,352	8,590,720	Jungwon-gu
104,204	246,127	2,054,528	22,080,142	16,133,582	Bundang-gu
94,225	233,151	2,017,470	24,568,293	18,823,112	Uijeongbu-si
47,301	123,766	972,417	12,203,586	9,340,240	Manan-gu
68,704	176,595	1,370,418	15,146,046	11,220,720	Dongan-gu
159,314	412,735	3,357,696	43,302,871	32,954,829	Bucheon-si

Note : Based on the Treatments(excluding pharmacy from Medical Service Use, including pharmacy in Treatment Days/Medical Expense /Benefit Amount) including Medical aid

제 6-3 표  
Table 6-3

시·군·구별  
Benefits for Chronic Diseases

구 분	정신질환(F00-F99) Mental illness				
	진료실인원수 Patients	입내원일수 Visit	요양급여일수 Reimbursed Days	진료비 Medical Expense	급여비 Benefit
광 명 시	20,849	280,964	3,792,720	27,367,089	21,374,210
평택 시	42,864	543,280	7,108,947	49,762,245	39,652,332
동두천 시	8,975	183,879	1,696,322	15,645,939	13,132,824
안산시상록구	25,674	405,302	4,503,958	35,682,368	28,742,274
안산시단원구	21,335	357,227	3,753,649	31,523,321	25,579,345
고양시덕양구	39,221	487,786	7,060,014	49,759,538	39,154,453
고양시일산동구	24,858	344,725	4,691,936	34,507,123	27,358,156
고양시일산서구	23,915	308,607	4,386,633	30,681,691	23,891,437
과천시	6,487	67,547	1,083,464	7,008,126	5,346,677
구리시	15,331	196,538	2,820,025	18,379,599	14,612,187
남양주시	58,037	726,926	10,030,902	65,470,796	52,215,781
오산시	14,870	199,230	2,706,884	18,323,560	14,471,179
시흥시	35,671	501,882	6,448,513	45,835,748	36,508,660
군포시	20,604	301,733	3,799,861	25,884,113	20,656,198
의왕시	12,419	163,010	2,192,634	15,441,458	12,058,207
하남시	24,863	282,153	4,284,076	28,146,624	21,763,213
용인시처인구	19,778	261,913	3,437,749	25,204,948	19,982,699
용인시기흥구	34,270	391,130	6,206,702	38,534,413	29,684,027
용인시수지구	31,052	304,565	5,628,215	31,445,985	23,645,820
파주시	38,968	631,367	7,335,202	59,157,344	47,712,440
이천시	17,235	283,589	3,156,105	24,850,954	19,910,281
안성시	16,371	260,806	2,887,893	22,604,479	18,175,338
김포시	36,607	433,335	6,332,904	42,117,821	32,961,939
화성시	61,228	727,006	10,658,236	68,676,551	53,212,102
광주시	30,053	359,954	5,323,011	35,358,882	27,422,781
양주시	21,939	291,612	3,922,425	27,360,970	22,358,757
포천시	12,695	173,894	2,218,695	16,085,889	13,075,562
여주시	11,129	202,339	2,097,627	15,878,240	12,882,396
연천군	4,621	61,014	890,603	6,508,346	5,311,484
가평군	6,794	120,720	1,329,120	10,567,251	9,043,740
양평군	11,999	181,059	2,149,092	17,442,761	13,920,606
<b>강원도</b>	<b>136,376</b>	<b>1,981,607</b>	<b>24,795,458</b>	<b>168,968,207</b>	<b>136,887,741</b>
춘천시	24,760	401,066	4,437,477	34,395,303	28,326,120
원주시	30,101	392,086	5,345,637	33,258,855	26,718,568
강릉시	19,422	236,574	3,605,544	20,302,681	16,583,561
동해시	7,697	118,831	1,535,324	9,904,514	8,103,960
태백시	3,970	77,619	788,900	5,398,401	4,356,294
속초시	6,518	96,421	1,143,405	8,190,135	6,669,298
삼척시	6,350	102,265	1,243,344	9,067,944	7,336,658
홍천군	6,431	102,645	1,221,143	7,861,088	6,290,244
횡성군	4,868	58,508	853,081	5,718,360	4,497,695
영월군	3,935	64,415	735,727	5,842,666	4,686,277
평창군	3,915	50,961	693,398	4,386,093	3,505,095
정선군	3,133	47,320	594,937	4,231,030	3,319,985
철원군	3,490	69,520	611,137	5,934,808	4,859,248
화천군	1,790	28,828	299,952	2,569,441	2,068,864
양구군	1,884	22,303	296,213	2,052,324	1,651,007
인제군	2,294	31,437	389,901	2,828,855	2,259,154
고성군	2,952	38,683	490,178	3,361,846	2,699,358
양양군	2,866	42,125	510,160	3,663,860	2,956,354

주 : 진료일 기준(의료이용은 약국제외, 요양급여일수, 진료비와 급여비는 약국포함)이며, 의료급여 포함



# 만성질환 급여현황 <계속>

## by District (Mental illness, Infectious disease) <Cont'd>

(단위 : 명, 일, 천원)  
Unit : Person, Day, 1,000Won

전염병(A,B) Infectious disease						Division
진료실인원수 Patients	입내원일수 Visit	요양급여일수 Reimbursed Days	진료비 Medical Expense	급여비 Benefit		
61,075	154,541	1,222,608	14,353,361	10,824,654		Gwangmyeong-si
131,320	327,364	2,490,451	30,773,383	23,081,104		Pyeongtaek-si
17,276	43,752	378,120	4,741,626	3,608,896		Dongducheon-si
65,684	166,332	1,406,937	18,434,337	13,836,278		Sangnok-gu
60,160	155,821	1,395,820	18,207,204	13,723,790		Danwon-gu
102,321	251,555	2,046,160	25,462,487	19,724,392		Deogyang-gu
56,266	138,614	1,242,629	13,805,304	10,445,439		Isandong-gu
59,599	148,365	1,190,502	13,184,754	9,954,372		Ilseong-gu
20,934	51,146	369,166	3,982,589	2,922,779		Gwacheon-si
41,018	109,107	860,675	10,778,799	8,303,742		Guri-si
152,312	378,620	3,217,430	37,631,042	28,557,448		Namyangju-si
51,717	128,737	1,022,826	13,031,533	9,873,115		Osan-si
120,498	308,323	2,448,564	31,503,600	24,020,335		Siheung-si
54,547	135,982	1,159,026	13,229,926	9,947,002		Gunpo-si
35,491	88,957	725,167	8,093,290	5,951,796		Uiwang-si
78,663	201,985	1,563,762	17,206,964	12,903,907		Hanam-si
53,454	129,296	1,100,187	13,877,046	10,395,478		Cheoin-gu
90,709	220,301	1,777,904	21,729,290	16,098,662		Giheung-gu
83,193	204,352	1,627,392	17,159,041	12,417,650		Suji-gu
108,476	272,155	2,165,964	28,307,522	21,688,065		Paju-si
49,290	121,992	983,055	11,221,622	8,424,877		Icheon-si
37,042	93,654	761,717	9,905,772	7,532,238		Anseong-si
114,530	292,781	2,345,973	30,129,819	23,095,900		Gimpo-si
221,812	531,977	4,146,413	50,661,281	37,856,599		Hwaseong-si
82,410	201,400	1,747,221	20,619,933	15,439,019		Gwangju-si
56,327	140,628	1,139,356	14,301,486	10,982,399		Yangju-si
24,910	64,530	601,644	8,195,464	6,324,398		Pocheon-si
21,151	57,221	447,896	6,458,695	4,963,839		Yeoju-si
8,203	22,249	196,568	2,342,619	1,791,777		Yeoncheon-gun
11,828	32,614	278,694	4,511,517	3,617,681		Gapyeong-gun
22,393	57,346	539,323	6,576,115	5,023,028		Yangpyeong-gun
<b>289,683</b>	<b>742,820</b>	<b>6,492,397</b>	<b>85,905,632</b>	<b>65,750,921</b>		<b>Gangwon</b>
55,274	141,387	1,240,850	17,171,336	13,502,424		Chuncheon-si
72,342	171,709	1,452,352	18,426,006	13,943,157		Wonju-si
37,887	94,502	886,362	10,704,250	8,171,093		Gangneung-si
17,308	42,288	394,207	4,999,561	3,739,744		Donghae-si
7,894	24,667	184,877	2,377,166	1,808,091		Taebaek-si
14,711	41,848	338,911	4,364,789	3,262,729		Sokcho-si
11,825	32,843	277,165	3,930,150	2,994,209		Samcheok-si
11,821	31,784	271,839	3,926,911	2,971,741		Hongcheon-gun
8,448	24,917	211,875	3,343,520	2,513,649		Hoengseong-gun
7,418	20,271	184,473	2,705,829	2,129,004		Yeongwol-gun
6,771	16,239	157,530	2,067,993	1,580,030		Pyeongchang-gun
5,660	15,837	138,530	1,932,694	1,500,579		Jeongseon-gun
7,108	18,072	152,174	1,894,042	1,428,836		Cheorwon-gun
4,909	11,815	103,646	1,532,158	1,228,137		Hwacheon-gun
5,072	13,378	105,377	1,458,529	1,151,229		Yanggu-gun
5,501	14,504	132,847	2,019,743	1,568,862		Inje-gun
5,099	14,093	135,341	1,482,609	1,081,190		Goseong-gun
4,635	12,666	124,041	1,568,345	1,176,216		Yangyang-gun

Note : Based on the Treatments(excluding pharmacy from Medical Service Use, including pharmacy in Treatment Days/Medical Expense /Benefit Amount) including Medical aid

제 6-4 표  
Table 6-4

시·군·구별  
Benefits for Chronic Diseases

구 분	간질환(K70~K77) Liver disorder					Division
	진료실인원수 Patients	입내원일수 Visit	요양급여일수 Reimbursed Days	진료비 Medical Expense	급여비 Benefit	
서울	294,829	804,663	19,879,684	150,094,870	109,517,293	Seoul
종로구	4,054	11,686	315,662	2,312,628	1,672,949	Jongno-gu
중구	3,954	11,644	283,411	2,085,315	1,496,434	Jung-gu
용산구	6,757	20,288	456,422	3,507,298	2,537,571	Yongsan-gu
성동구	8,672	25,893	608,596	4,749,900	3,439,816	Seongdong-gu
광진구	9,852	25,605	577,834	4,918,714	3,574,309	Gwangjin-gu
동대문구	10,307	31,492	735,335	6,081,520	4,489,817	Dongdaemun-gu
중랑구	14,022	38,688	839,520	7,399,955	5,589,401	Jungnang-gu
성북구	12,964	36,478	921,614	6,995,947	5,051,037	Seongbuk-gu
강북구	10,426	32,814	781,719	6,424,812	4,956,814	Gangbuk-gu
도봉구	11,016	30,312	709,686	5,688,322	4,281,380	Dobong-gu
노원구	15,089	39,838	1,008,857	7,607,564	5,718,334	Nowon-gu
은평구	16,907	45,050	1,165,900	8,221,062	5,998,812	Eunpyeong-gu
서대문구	9,428	26,651	678,387	4,965,631	3,582,275	Seodaemun-gu
마포구	10,991	28,623	686,774	5,528,244	4,046,436	Mapo-gu
양천구	12,674	34,718	842,902	6,553,479	4,747,547	Yangcheon-gu
강서구	18,510	49,236	1,115,413	9,046,648	6,641,315	Gangseo-gu
구로구	12,401	34,394	859,980	7,385,940	5,381,279	Guro-gu
금천구	8,493	23,602	593,169	4,312,835	3,195,712	Geumcheon-gu
영등포구	12,316	35,235	878,282	6,515,832	4,705,162	Yeongdeungpo-gu
동작구	12,943	33,874	951,719	5,831,761	4,151,807	Dongjak-gu
관악구	13,929	39,281	1,053,129	7,335,257	5,394,741	Gwanak-gu
서초구	10,380	27,028	756,677	4,596,590	3,147,073	Seocho-gu
강남구	15,704	39,830	1,033,256	6,978,696	4,917,197	Gangnam-gu
송파구	18,674	46,129	1,182,546	8,115,902	5,698,742	Songpa-gu
강동구	14,366	36,274	842,894	6,935,018	5,101,331	Gangdong-gu
인천	95,984	264,213	6,230,092	49,977,069	36,932,450	Incheon
중구	4,423	13,007	325,576	2,369,793	1,735,094	Jung-gu
동구	2,241	6,588	152,853	1,273,078	955,325	Dong-gu
미추홀구	12,608	38,942	821,395	7,636,514	5,768,364	Michuhol-gu
연수구	10,069	26,020	652,439	5,240,375	3,840,891	Yeonsu-gu
남동구	19,758	48,536	1,081,873	8,917,761	6,635,191	Namdong-gu
부평구	16,653	47,480	1,229,056	9,085,715	6,731,848	Bupyeong-gu
계양구	9,527	25,464	575,975	4,333,122	3,133,575	Gyeyang-gu
서구	17,858	49,125	1,167,791	9,244,524	6,778,547	Seo-gu
강화군	2,150	6,722	165,554	1,360,867	988,608	Ganghwa-gun
옹진군	697	2,329	57,580	515,318	365,006	Ongjin-gun
경기도	409,008	1,107,728	27,936,748	211,992,147	154,071,605	Gyeonggi
수원시 장안구	8,024	22,821	517,127	4,295,032	3,114,932	Jangan-gu
수원시 권선구	13,461	34,200	746,938	6,482,273	4,694,727	Gwonseon-gu
수원시 팔달구	6,979	17,769	378,170	3,404,825	2,523,583	Paldal-gu
수원시 영통구	9,332	21,855	547,545	3,489,233	2,408,768	Yongtong-gu
성남시 수정구	6,870	22,135	543,557	4,187,526	3,085,247	Sujeong-gu
성남시 중원구	6,799	21,167	534,044	4,349,649	3,284,939	Jungwon-gu
성남시 분당구	12,127	30,627	838,656	5,083,805	3,545,037	Bundang-gu
의정부시	12,798	38,959	963,321	7,880,210	5,892,698	Uijeongbu-si
안양시 만안구	9,307	24,681	585,223	4,784,925	3,570,021	Manan-gu
안양시 동안구	7,686	19,041	553,514	3,729,645	2,633,716	Dongan-gu
부천시	25,580	75,923	1,977,661	14,981,145	10,796,830	Bucheon-si

주 : 진료일 기준(의료이용은 약국제외, 요양급여일수, 진료비와 급여비는 약국포함)이며, 의료급여 포함

# 만성질환 급여현황 <계속> by District (Liver disorder) <Cont'd>

(단위 : 명, 일, 천원)  
Unit : Person, Day, 1,000Won

구 분	간질환(K70-K77) Liver disorder					Division
	진료실인원수 Patients	입내원일수 Visit	요양급여일수 ReimbursedDays	진료비 Medical Expense	급여비 Benefit	
광 명 시	7,777	20,907	540,623	3,968,596	2,836,608	Gwangmyeong-si
평택 시	18,859	49,037	1,212,726	7,835,523	5,574,570	Pyeongtaek-si
동두천 시	2,751	9,582	238,743	2,640,695	2,093,057	Dongducheon-si
안산시 상록구	9,660	27,723	617,552	5,718,800	4,224,096	Sangnok-gu
안산시 단원구	9,252	27,892	580,754	5,728,035	4,282,437	Danwon-gu
고양시 덕양구	14,198	37,463	999,391	7,551,909	5,674,806	Deogyang-gu
고양시 일산동구	8,806	24,100	688,486	4,309,002	3,125,349	Ilсандong-gu
고양시 일산서구	8,387	23,781	619,507	4,169,597	3,036,313	Ilсанseo-gu
과천시	1,932	4,817	124,431	747,028	497,728	Gwacheon-si
구리시	5,343	15,614	389,322	3,029,695	2,257,090	Guri-si
남양주시	22,787	59,143	1,497,573	11,526,165	8,482,775	Namyangju-si
오산시	5,872	16,558	406,385	3,157,428	2,289,403	Osan-si
시흥시	16,080	42,568	1,097,779	8,306,715	5,963,986	Siheung-si
군포시	9,745	25,265	620,842	4,769,316	3,404,379	Gunpo-si
의왕시	4,362	11,416	290,674	2,309,626	1,673,579	Uiwang-si
하남시	8,941	23,316	561,304	4,556,609	3,324,608	Hanam-si
용인시 처인구	8,585	26,967	678,458	5,374,140	3,869,124	Cheoin-gu
용인시 기흥구	15,490	36,674	989,815	6,644,577	4,633,343	Giheung-gu
용인시 수지구	9,758	22,990	621,577	3,613,505	2,426,584	Suji-gu
파주시	13,680	38,326	918,590	7,728,591	5,809,508	Paju-si
이천시	6,062	17,348	397,243	2,930,631	2,126,791	Icheon-si
안성시	5,641	15,750	385,565	2,989,613	2,132,641	Anseong-si
김포시	11,336	31,438	812,775	6,828,138	5,021,726	Gimpo-si
화성시	24,027	61,341	1,691,164	11,495,616	8,184,821	Hwaseong-si
광주시	12,841	33,419	900,229	6,253,146	4,458,839	Gwangju-si
양주시	9,110	24,580	569,917	5,587,417	4,196,084	Yangju-si
포천시	5,695	16,818	423,305	3,161,315	2,309,945	Pocheon-si
여주시	5,041	11,698	299,695	2,145,960	1,555,586	Yeoju-si
연천군	1,335	4,327	106,615	924,549	682,738	Yeoncheon-gun
가평군	2,652	6,538	161,343	1,177,031	860,965	Gapyeong-gun
양평군	4,040	11,154	308,609	2,144,914	1,511,629	Yangpyeong-gun
<b>강원</b>	<b>51,221</b>	<b>147,197</b>	<b>3,391,947</b>	<b>30,863,835</b>	<b>22,853,487</b>	<b>Gangwon</b>
춘천시	10,024	28,362	548,313	5,239,666	4,036,573	Chuncheon-si
원주시	11,708	30,271	774,907	7,124,334	5,257,229	Wonju-si
강릉시	8,652	22,322	531,997	4,233,784	3,026,399	Gangneung-si
동해시	2,334	8,377	179,296	1,461,295	1,075,936	Donghae-si
태백시	1,205	4,203	88,760	706,378	500,338	Taebaek-si
속초시	2,387	7,264	135,862	1,493,776	1,121,094	Sokcho-si
삼척시	1,693	6,684	150,277	1,366,732	1,011,160	Samcheok-si
홍천군	2,106	7,386	154,148	1,813,741	1,391,888	Hongcheon-gun
횡성군	1,839	5,342	155,312	1,373,152	1,007,049	Hoengseong-gun
영월군	992	2,986	69,126	800,324	606,079	Yeongwol-gun
평창군	1,526	4,088	119,527	910,785	642,047	Pyeongchang-gun
정선군	1,124	3,413	89,213	876,445	647,941	Jeongseon-gun
철원군	1,394	3,810	98,130	895,103	668,282	Cheorwon-gun
화천군	703	2,348	47,780	444,278	330,641	Hwachon-gun
양구군	688	2,113	45,198	462,862	342,914	Yanggu-gun
인제군	848	2,368	69,202	468,451	340,363	Inje-gun
고성군	1,054	3,248	62,154	654,186	471,112	Goseong-gun
양양군	944	2,612	72,745	538,541	376,444	Yangyang-gun

Note : Based on the Treatments(excluding pharmacy from Medical Service Use, including pharmacy in Treatment Days/Medical Expense /Benefit Amount) including Medical aid



제1장	일반현황 .....	289
제2장	진료실적 현황 .....	323
제3장	관내 및 관외 진료실적 현황 .....	333
제4장	연령별 성별 진료실적 현황 .....	347
제5장	주요 암질환 급여현황 .....	379
제6장	만성질환 급여현황 .....	387



Chapter 1 General Status ..... 289

Chapter 2 Medical Treatment Activities ..... 323

Chapter 3 Internal and External Benefits ..... 333

Chapter 4 Medical Treatment Activities by Age and Gender · 347

Chapter 5 Benefits for Major Cancer Diseases ..... 379

Chapter 6 Benefits for Chronic Diseases ..... 387



## 제1장

# 일반 현황



제 1-1 표  
Table 1-1

시·군·구별  
Beneficiaries

구 분	의료보장 적용인구 Medical Security	근로자 C.E.				공·교		
		사업장수 Establishments	적용인구 Population under	가입자 Insured	피부양자 Dependents	사업장수 Establishments	적용인구 Population under	가입자 Insured
대 전	1,471,532	54,902	900,028	498,845	401,183	573	125,787	58,738
동 구	224,454	6,711	129,061	68,692	60,369	77	13,114	5,406
중 구	225,906	7,566	132,533	72,540	59,993	90	16,107	6,984
서 구	471,148	15,675	284,274	159,226	125,048	183	46,203	22,091
유 성 구	376,921	16,035	245,522	137,351	108,171	159	42,653	21,010
대 덕 구	173,103	8,915	108,638	61,036	47,602	64	7,710	3,247
충 북	1,652,226	58,700	1,006,961	556,562	450,399	457	127,576	58,949
청주시상당구	202,824	5,701	122,087	65,789	56,298	72	20,089	9,472
청주시서원구	190,882	6,611	115,601	63,810	51,791	50	16,112	7,464
청주시흥덕구	283,830	9,904	189,819	110,086	79,733	96	19,262	9,778
청주시청원구	196,852	8,020	130,256	73,742	56,514	73	14,580	7,090
충 주 시	213,756	6,676	123,427	66,715	56,712	45	18,094	8,148
제 천 시	132,670	4,531	75,528	39,052	36,476	28	10,083	4,423
보 은 군	31,786	1,012	16,628	7,694	8,934	8	2,286	821
옥 천 군	50,105	1,968	27,520	13,319	14,201	10	3,794	1,414
영 동 군	45,176	1,506	22,112	9,849	12,263	17	4,844	1,869
증 평 군	38,381	1,115	21,984	12,629	9,355	9	4,146	2,111
진 천 군	95,146	3,660	63,315	37,993	25,322	18	4,349	2,023
괴 산 군	37,928	1,274	19,144	8,938	10,206	9	3,278	1,336
음 성 군	104,869	5,683	65,175	40,175	25,000	17	4,124	1,861
단 양 군	28,021	1,039	14,365	6,771	7,594	5	2,535	1,139
충 남	2,233,068	74,051	1,353,038	724,190	628,848	425	155,617	71,676
천안시동남구	275,715	9,931	169,625	95,373	74,252	45	12,754	6,176
천안시서북구	411,544	13,947	285,320	163,849	121,471	52	20,444	10,865
공 주 시	104,634	3,874	55,449	28,192	27,257	34	9,372	3,596
보 령 시	99,348	3,403	53,891	27,474	26,417	21	7,784	3,574
아 산 시	374,930	12,128	248,094	136,861	111,233	50	18,623	9,708
서 산 시	182,439	5,342	114,823	60,189	54,634	34	13,781	6,807
논 산 시	115,014	3,922	58,303	29,332	28,971	34	10,209	4,296
계 룡 시	47,019	1,073	20,470	11,519	8,951	21	15,275	6,503
당 진 시	179,288	5,870	116,838	62,727	54,111	24	8,412	3,970
금 산 군	52,743	2,360	27,024	12,629	14,395	10	3,656	1,312
부 여 군	62,569	1,847	31,090	13,189	17,901	14	5,631	1,969
서 천 군	50,615	1,514	25,737	11,472	14,265	14	4,055	1,429
청 양 군	31,155	1,019	16,179	7,248	8,931	10	2,801	1,081
홍 성 군	101,272	3,169	53,975	27,237	26,738	31	11,899	5,737
예 산 군	82,426	2,591	45,198	22,471	22,727	21	6,611	2,854
태 안 군	62,357	2,061	31,022	14,428	16,594	10	4,310	1,799
세 종	394,481	10,664	235,232	125,777	109,455	59	79,799	41,448

주 : 1) 연도말 기준

2) 주민등록 실거주지 기준

3) 의료급여의 경우, 공백이 있는 지역은 구 단위까지 자료가 없는 지역으로서 해당 시의 첫번째 행에 시 단위 자료 수록



## 적용인구 현황 by District

(단위 : 개소, 명, 세대)  
Unit : Each, Person, Households

G. & T.	지역 S.E.		의료급여 1종 Medical Aid Class1			의료급여 2종 Medical Aid Class2			Division
피부양자 Dependents	가입자 Insured	세대수 Households	적용인구 Population under	세대수 Households	부양가족 Dependents	적용인구 Population under	세대수 Households	부양가족 Dependents	
<b>67,049</b>	<b>396,405</b>	<b>255,800</b>	<b>35,358</b>	<b>30,850</b>	<b>4,508</b>	<b>13,954</b>	<b>7,596</b>	<b>6,358</b>	<b>Daejeon</b>
7,708	70,304	46,513	9,012	7,877	1,135	2,963	1,698	1,265	Dong-gu
9,123	67,557	42,671	6,972	6,129	843	2,737	1,503	1,234	Jung-gu
24,112	127,396	81,931	9,181	8,015	1,166	4,094	2,161	1,933	Seo-gu
21,643	82,243	53,429	4,575	3,950	625	1,928	1,113	815	Yuseong-gu
4,463	48,905	31,256	5,618	4,879	739	2,232	1,121	1,111	Daedeok-gu
<b>68,627</b>	<b>470,125</b>	<b>303,575</b>	<b>38,651</b>	<b>33,678</b>	<b>4,973</b>	<b>8,913</b>	<b>4,756</b>	<b>4,157</b>	<b>Chungbuk</b>
10,617	54,715	34,023	4,728	4,151	577	1,205	661	544	Sangdang-gu
8,648	53,260	34,288	4,681	4,108	573	1,228	662	566	Seowon-gu
9,484	69,905	45,803	3,575	3,082	493	1,269	722	547	Heungdeok-gu
7,490	48,517	31,793	2,713	2,366	347	786	453	333	Cheongwon-gu
9,946	64,696	41,169	6,018	5,178	840	1,521	805	716	Chungju-si
5,660	41,963	27,097	4,213	3,678	535	883	449	434	Jecheon-si
1,465	11,643	7,455	1,076	926	150	153	73	80	Boeun-gun
2,380	16,943	10,853	1,669	1,460	209	179	85	94	Okcheon-gun
2,975	16,421	10,590	1,527	1,316	211	272	133	139	Yeongdong-gun
2,035	11,077	7,189	992	846	146	182	94	88	Jeungpyeong-gun
2,326	25,592	16,522	1,520	1,316	204	370	198	172	Jincheon-gun
1,942	13,981	9,201	1,330	1,099	231	195	82	113	Goesan-gun
2,263	31,418	20,868	3,673	3,333	340	479	244	235	Eumseong-gun
1,396	9,994	6,724	936	819	117	191	95	96	Danyang-gun
<b>83,941</b>	<b>667,766</b>	<b>429,155</b>	<b>46,963</b>	<b>40,948</b>	<b>6,015</b>	<b>9,684</b>	<b>5,126</b>	<b>4,558</b>	<b>Chungnam</b>
6,578	80,081	50,990	10,484	9,175	1,309	2,771	1,524	1,247	Dongnam-gu
9,579	105,780	69,674	-	-	-	-	-	-	Seobuk-gu
5,776	35,743	22,611	3,515	3,077	438	555	286	269	Gongju-si
4,210	33,898	22,133	3,305	2,864	441	470	237	233	Boryeong-si
8,915	100,352	64,789	6,442	5,547	895	1,419	787	632	Asan-si
6,974	50,561	32,130	2,762	2,445	317	512	239	273	Seosan-si
5,913	40,417	26,178	4,941	4,320	621	1,144	557	587	Nonsan-si
8,772	10,795	6,616	407	342	65	72	38	34	Gyerong-si
4,442	51,061	32,959	2,495	2,178	317	482	275	207	Dangjin-si
2,344	20,282	13,310	1,530	1,306	224	251	126	125	Geumsan-gun
3,662	23,123	14,625	2,311	2,021	290	414	190	224	Buyeo-gun
2,626	18,692	12,272	1,851	1,616	235	280	147	133	Seocheon-gun
1,720	11,198	7,133	791	681	110	186	96	90	Cheongyang-gun
6,162	32,539	19,951	2,315	2,038	277	544	316	228	Hongseong-gun
3,757	28,035	17,552	2,234	1,954	280	348	180	168	Yesan-gun
2,511	25,209	16,232	1,580	1,384	196	236	128	108	Taeon-gun
<b>38,351</b>	<b>75,111</b>	<b>46,278</b>	<b>3,413</b>	<b>2,947</b>	<b>466</b>	<b>926</b>	<b>513</b>	<b>413</b>	<b>Sejong</b>

Note : 1) As of the end of the Year  
2) Based on the resident place

제 1-2 표  
Table 1-2

시·군·구별 연령별 성별 의료보장  
Health Insurance & Medical Aid

구 분		계 T	0-4세	5-9세	10-14세	15-19세	20-24세	25-29세	30-34세	35-39세
대 전		1,471,532	40,130	57,301	67,497	71,731	97,265	111,777	102,496	90,778
동 구		224,454	5,063	7,230	8,792	10,663	17,373	14,678	12,988	11,627
중 구		225,906	4,634	7,252	9,399	10,335	12,809	15,126	12,890	11,442
서 구		471,148	12,451	18,942	22,894	23,642	30,964	39,155	34,787	29,791
유 성 구		376,921	14,118	18,707	19,632	19,300	25,464	30,999	31,087	28,588
대 덕 구		173,103	3,864	5,170	6,780	7,791	10,655	11,819	10,744	9,330
충 북		1,652,226	42,455	62,742	73,291	73,067	88,824	107,521	104,532	98,355
청주시상당구		202,824	6,175	9,044	10,316	9,839	10,812	12,762	12,747	12,642
청주시서원구		190,882	4,301	6,491	8,591	9,563	13,129	14,219	11,944	10,227
청주시흥덕구		283,830	9,718	12,954	13,962	13,149	16,338	23,921	24,364	21,637
청주시청원구		196,852	6,196	9,622	10,526	9,419	11,366	14,675	15,022	14,651
충 주 시		213,756	4,978	7,378	8,885	9,132	10,816	12,595	12,339	11,568
제 천 시		132,670	2,774	4,312	5,222	6,018	7,897	6,817	6,037	6,059
보 은 군		31,786	394	727	925	954	1,107	1,014	950	1,077
옥 천 군		50,105	700	1,265	1,735	1,883	2,076	1,962	1,708	1,827
영 동 군		45,176	626	1,005	1,410	1,579	1,950	1,697	1,373	1,447
증 평 군		38,381	1,061	1,591	1,792	1,607	1,838	2,584	2,442	2,323
진 천 군		95,146	2,847	4,072	4,507	4,268	4,391	6,194	6,749	6,728
괴 산 군		37,928	433	708	905	918	1,231	1,265	1,195	1,230
음 성 군		104,869	1,898	2,996	3,733	3,805	4,992	6,840	6,807	6,023
단 양 군		28,021	354	577	782	933	881	976	855	916
충 남		2,233,068	58,979	88,679	103,836	101,972	117,153	132,658	137,629	139,884
천안시동남구		275,715	6,645	10,265	12,993	13,460	17,665	19,004	17,584	16,639
천안시서북구		411,544	14,017	20,156	21,755	20,508	26,988	33,138	35,209	34,950
공 주 시		104,634	1,807	2,686	3,629	4,316	6,302	5,337	4,510	4,442
보 령 시		99,348	1,932	2,923	3,718	4,047	4,362	4,825	4,515	4,572
아 산 시		374,930	13,237	19,343	21,266	18,545	19,822	23,972	28,005	30,435
서 산 시		182,439	5,222	7,725	8,867	8,347	8,487	10,152	11,027	10,895
논 산 시		115,014	2,152	3,549	4,252	4,728	5,458	6,024	5,439	5,095
계 룡 시		47,019	1,366	2,408	2,973	3,307	2,666	2,301	2,582	2,900
당 진 시		179,288	5,239	8,028	8,956	7,781	7,258	9,118	10,771	12,110
금 산 군		52,743	740	1,183	1,931	2,201	2,385	2,241	1,859	1,866
부 여 군		62,569	728	1,430	1,907	2,173	2,405	2,390	2,062	2,092
서 천 군		50,615	699	1,088	1,476	1,612	1,816	1,850	1,804	1,663
청 양 군		31,155	400	573	861	1,072	1,430	1,315	1,062	1,098
홍 성 군		101,272	2,448	3,890	4,671	4,781	4,768	4,854	5,150	5,200
예 산 군		82,426	1,469	1,977	2,696	2,932	3,166	3,683	3,760	3,604
태 안 군		62,357	878	1,455	1,885	2,162	2,175	2,454	2,290	2,323
세 종		394,481	17,321	26,406	27,965	22,975	18,435	21,121	28,336	32,884

주 : 1) 연도말 기준

2) 주민등록 실거주지 기준

3) 의료급여의 경우, 공백이 있는 지역은 구 단위까지 자료가 없는 지역으로서 해당 시의 첫번째 행에 시 단위 자료 수록

# 적용인구 현황 (계) by District, Age (Total)

(단위 : 명)  
Unit : Person

40-44세	45-49세	50-54세	55-59세	60-64세	65-69세	70-74세	75-79세	80세 이상 and over	Division
<b>112,195</b>	<b>111,851</b>	<b>130,867</b>	<b>116,769</b>	<b>114,342</b>	<b>90,938</b>	<b>58,018</b>	<b>41,624</b>	<b>55,953</b>	<b>Daejeon</b>
15,688	16,107	19,120	17,934	19,162	16,498	11,449	8,568	11,514	Dong-gu
15,826	16,881	20,563	18,757	19,077	16,866	12,024	9,464	12,561	Jung-gu
36,880	36,483	42,089	36,213	34,934	27,510	17,121	11,823	15,469	Seo-gu
32,368	29,795	32,325	27,216	24,913	17,498	9,780	6,291	8,840	Yuseong-gu
11,433	12,585	16,770	16,649	16,256	12,566	7,644	5,478	7,569	Daedeok-gu
<b>120,665</b>	<b>118,454</b>	<b>140,740</b>	<b>140,657</b>	<b>144,901</b>	<b>119,579</b>	<b>74,525</b>	<b>55,046</b>	<b>86,872</b>	<b>Chungbuk</b>
15,842	15,347	18,056	17,195	16,391	13,034	8,010	5,835	8,777	Sangdang-gu
13,255	14,352	17,595	16,684	16,059	12,901	7,850	5,699	8,022	Seowon-gu
23,853	21,742	24,119	21,773	19,818	14,565	8,272	5,703	7,942	Heungdeok-gu
17,606	15,569	15,484	13,870	13,470	10,813	6,420	4,817	7,326	Cheongwon-gu
14,738	15,116	18,381	19,064	20,312	16,889	10,452	8,102	13,011	Chungju-si
8,175	8,519	11,342	12,132	13,458	12,033	7,730	5,640	8,505	Jecheon-si
1,414	1,537	2,313	3,101	4,010	3,774	2,552	1,978	3,959	Boeun-gun
2,693	3,045	4,078	4,659	5,712	5,306	3,899	2,674	4,883	Okcheon-gun
2,019	2,446	3,603	4,378	5,410	4,952	3,579	2,785	4,917	Yeongdong-gun
2,879	2,758	3,220	3,244	3,264	2,761	1,725	1,309	1,983	Jeungpyeong-gun
8,232	7,456	7,949	7,806	7,533	5,793	3,550	2,562	4,509	Jincheon-gun
1,658	1,816	2,832	3,936	5,220	4,853	3,154	2,385	4,189	Goesan-gun
7,058	7,264	9,436	9,967	10,507	8,456	5,141	3,793	6,153	Eumseong-gun
1,243	1,487	2,332	2,848	3,737	3,449	2,191	1,764	2,696	Danyang-gun
<b>174,749</b>	<b>165,262</b>	<b>187,615</b>	<b>177,857</b>	<b>185,425</b>	<b>150,211</b>	<b>103,041</b>	<b>77,851</b>	<b>130,267</b>	<b>Chungnam</b>
21,815	21,539	24,717	23,213	23,269	17,102	10,726	7,723	11,356	Dongnam-gu
39,660	33,542	35,356	29,898	25,297	16,221	9,248	6,593	9,008	Seobuk-gu
5,809	6,393	8,296	9,242	11,137	9,840	6,816	5,032	9,040	Gongju-si
6,224	6,604	8,179	8,637	10,085	8,991	6,532	5,069	8,133	Boryeong-si
36,880	30,983	31,167	25,975	23,909	17,988	11,662	8,687	13,054	Asan-si
14,201	13,996	15,966	15,005	15,125	11,848	8,462	6,256	10,858	Seosan-si
6,584	7,281	9,228	9,901	11,647	10,477	7,357	5,694	10,148	Nonsan-si
4,090	4,490	4,585	3,573	3,220	2,553	1,551	979	1,475	Gyerong-si
15,480	13,937	15,390	14,501	14,696	11,539	8,039	6,009	10,436	Dangjin-si
2,686	3,034	4,297	4,756	5,863	5,406	3,833	3,070	5,392	Geumsan-gun
2,893	3,366	4,607	5,348	7,044	6,957	5,172	4,094	7,901	Buyeo-gun
2,345	2,704	3,793	4,167	5,567	5,483	4,299	3,583	6,666	Seocheon-gun
1,314	1,510	2,250	2,784	3,619	3,366	2,492	1,952	4,057	Cheongyang-gun
6,903	7,073	8,176	8,030	9,109	7,847	5,797	4,436	8,139	Hongseong-gun
4,517	5,028	6,648	7,127	8,792	7,987	5,982	4,623	8,435	Yesan-gun
3,348	3,782	4,960	5,700	7,046	6,606	5,073	4,051	6,169	Taeon-gun
<b>42,617</b>	<b>36,078</b>	<b>32,128</b>	<b>23,707</b>	<b>21,502</b>	<b>16,640</b>	<b>10,015</b>	<b>6,568</b>	<b>9,783</b>	<b>Sejong</b>

Note : 1) As of the end of the Year  
2) Based on the resident place

제 1-2 표  
Table 1-2

시·군·구별 연령별 성별 의료보장  
Health Insurance & Medical Aid

구 분	계 T	0-4세	5-9세	10-14세	15-19세	20-24세	25-29세	30-34세	35-39세
대 전	733,999	20,634	29,483	34,759	37,082	49,644	59,262	54,706	47,426
동 구	112,710	2,561	3,810	4,552	5,411	8,756	7,971	7,087	6,236
중 구	110,844	2,359	3,717	4,763	5,333	6,573	7,595	6,687	5,864
서 구	231,144	6,367	9,760	11,794	12,191	15,348	19,998	18,091	15,261
유 성 구	191,381	7,347	9,581	10,115	10,080	13,215	17,116	16,717	14,965
대 덕 구	87,920	2,000	2,615	3,535	4,067	5,752	6,582	6,124	5,100
충 북	846,417	21,818	32,034	37,627	38,142	49,140	61,717	60,006	53,118
청주시상당구	100,643	3,138	4,500	5,346	5,063	5,843	6,789	6,676	6,480
청주시서원구	95,230	2,212	3,362	4,385	4,987	7,006	7,809	6,625	5,346
청주시흥덕구	144,906	4,880	6,690	7,129	6,804	8,713	13,114	13,663	11,493
청주시청원구	101,807	3,250	4,878	5,389	4,853	6,167	8,524	8,719	7,920
충 주 시	109,025	2,554	3,713	4,526	4,823	6,080	7,422	7,240	6,322
제 천 시	66,796	1,450	2,212	2,621	3,144	4,289	3,890	3,394	3,194
보 은 군	16,058	199	379	482	525	648	624	548	575
옥 천 군	25,493	386	649	906	999	1,222	1,163	981	953
영 동 군	22,674	329	505	740	810	1,121	981	786	775
증 평 군	20,000	562	803	943	855	1,049	1,515	1,416	1,290
진 천 군	51,625	1,525	2,096	2,291	2,283	2,662	3,935	4,236	3,835
괴 산 군	19,663	219	371	451	479	744	770	731	694
음 성 군	58,262	943	1,570	1,987	2,014	3,096	4,600	4,518	3,744
단 양 군	14,235	171	306	431	503	500	581	473	497
충 남	1,151,444	30,290	45,386	53,582	52,894	63,941	77,007	77,909	76,224
천안시동남구	140,428	3,410	5,236	6,693	6,978	9,199	10,506	9,793	8,931
천안시서북구	213,485	7,222	10,329	11,119	10,589	13,879	18,506	19,183	18,959
공 주 시	52,243	925	1,382	1,906	2,246	3,132	3,082	2,563	2,381
보 령 시	50,978	998	1,443	1,881	2,193	2,578	2,956	2,773	2,546
아 산 시	197,255	6,853	9,972	10,963	9,524	10,982	14,089	15,671	16,413
서 산 시	95,549	2,638	3,968	4,605	4,350	5,100	6,279	6,482	6,070
논 산 시	57,504	1,104	1,823	2,213	2,437	2,965	3,310	3,095	2,649
계 룡 시	23,458	683	1,226	1,546	1,734	1,477	1,312	1,344	1,485
당 진 시	96,653	2,678	4,100	4,607	4,091	4,291	5,722	6,495	6,977
금 산 군	26,704	367	580	1,029	1,154	1,292	1,290	1,061	965
부 여 군	31,234	394	740	1,047	1,125	1,355	1,421	1,186	1,107
서 천 군	25,172	348	548	745	827	1,068	1,148	1,051	960
청 양 군	16,003	201	297	445	582	838	803	645	617
홍 성 군	51,006	1,282	1,995	2,399	2,442	2,687	2,754	2,950	2,792
예 산 군	41,967	750	1,006	1,408	1,520	1,806	2,249	2,246	2,032
태 안 군	31,805	437	741	976	1,102	1,292	1,580	1,371	1,340
세 종	197,064	8,719	13,494	14,249	11,443	9,597	10,608	14,058	16,389

주 : 1) 연도말 기준  
2) 주민등록 실거주지 기준

# 적용인구 현황 (남자) by District, Age (Male)

(단위 : 명)  
Unit : Person

40-44세	45-49세	50-54세	55-59세	60-64세	65-69세	70-74세	75-79세	80세 이상 and over	Division
<b>56,455</b>	<b>55,679</b>	<b>65,617</b>	<b>58,032</b>	<b>55,730</b>	<b>43,695</b>	<b>27,277</b>	<b>18,584</b>	<b>19,934</b>	<b>Daejeon</b>
8,163	8,419	10,034	9,174	9,435	7,905	5,257	3,823	4,116	Dong-gu
7,935	8,591	10,510	9,416	9,299	7,889	5,473	4,195	4,645	Jung-gu
18,147	17,585	20,564	17,455	16,618	13,038	8,085	5,267	5,575	Seo-gu
16,173	14,700	16,059	13,569	12,364	8,647	4,864	2,871	2,998	Yuseong-gu
6,037	6,384	8,450	8,418	8,014	6,216	3,598	2,428	2,600	Daedeok-gu
<b>63,173</b>	<b>61,432</b>	<b>72,850</b>	<b>72,028</b>	<b>73,802</b>	<b>59,842</b>	<b>35,921</b>	<b>24,657</b>	<b>29,110</b>	<b>Chungbuk</b>
7,956	7,588	8,948	8,443	8,205	6,370	3,836	2,539	2,923	Sangdang-gu
6,663	7,088	8,592	8,232	7,848	6,234	3,553	2,549	2,739	Seowon-gu
12,299	10,982	12,208	10,778	9,950	7,049	3,976	2,571	2,607	Heungdeok-gu
9,321	8,230	8,026	6,998	6,750	5,266	3,046	2,098	2,372	Cheongwon-gu
7,699	7,780	9,397	9,793	10,291	8,485	4,868	3,581	4,451	Chungju-si
4,201	4,370	5,848	6,231	6,709	5,990	3,765	2,524	2,964	Jecheon-si
783	846	1,255	1,694	2,129	1,933	1,267	910	1,261	Boeun-gun
1,407	1,634	2,220	2,434	2,981	2,750	1,996	1,202	1,610	Okcheon-gun
1,047	1,337	2,005	2,304	2,731	2,593	1,718	1,225	1,667	Yeongdong-gun
1,584	1,490	1,686	1,688	1,688	1,354	826	600	651	Jeungpyeong-gun
4,579	4,118	4,392	4,308	4,010	2,990	1,744	1,160	1,461	Jincheon-gun
913	1,051	1,617	2,106	2,764	2,618	1,610	1,136	1,389	Goesan-gun
4,066	4,117	5,374	5,518	5,816	4,396	2,630	1,783	2,090	Eumseong-gun
655	801	1,282	1,501	1,930	1,814	1,086	779	925	Danyang-gun
<b>93,515</b>	<b>88,221</b>	<b>100,401</b>	<b>93,372</b>	<b>95,048</b>	<b>74,726</b>	<b>49,410</b>	<b>35,471</b>	<b>44,047</b>	<b>Chungnam</b>
11,225	11,178	12,683	11,779	11,874	8,504	5,163	3,495	3,781	Dongnam-gu
21,317	17,424	18,192	15,299	13,036	8,075	4,375	2,945	3,036	Seobuk-gu
2,993	3,420	4,254	4,738	5,581	4,918	3,366	2,280	3,076	Gongju-si
3,424	3,588	4,410	4,601	5,084	4,406	3,058	2,236	2,803	Boryeong-si
20,052	16,815	17,121	13,804	12,428	8,841	5,394	3,865	4,468	Asan-si
7,559	7,445	8,607	7,975	7,793	5,859	4,172	2,936	3,711	Seosan-si
3,448	3,900	4,878	5,128	5,949	5,285	3,512	2,521	3,287	Nonsan-si
1,959	2,201	2,308	1,779	1,503	1,225	748	474	454	Gyerong-si
8,746	7,870	8,779	8,158	7,847	5,875	3,906	2,868	3,643	Dangjin-si
1,412	1,700	2,379	2,566	3,091	2,797	1,879	1,380	1,762	Geumsan-gun
1,569	1,850	2,482	2,822	3,562	3,508	2,505	1,859	2,702	Buyeo-gun
1,252	1,476	2,079	2,205	2,855	2,715	2,014	1,660	2,221	Seocheon-gun
752	873	1,284	1,531	1,890	1,720	1,253	895	1,377	Cheongyang-gun
3,513	3,659	4,458	4,186	4,598	3,846	2,708	2,037	2,700	Hongseong-gun
2,454	2,719	3,714	3,788	4,400	3,998	2,864	2,082	2,931	Yesan-gun
1,840	2,103	2,773	3,013	3,557	3,154	2,493	1,938	2,095	Taean-gun
<b>20,842</b>	<b>18,263</b>	<b>17,031</b>	<b>12,248</b>	<b>10,796</b>	<b>8,227</b>	<b>4,832</b>	<b>2,989</b>	<b>3,279</b>	<b>Sejong</b>

Note : 1) As of the end of the Year  
2) Based on the resident place

제 1-2 표  
Table 1-2

시·군·구별 연령별 성별 의료보장  
Health Insurance & Medical Aid

구 분		계 T	0-4세	5-9세	10-14세	15-19세	20-24세	25-29세	30-34세	35-39세
대 전		737,533	19,496	27,818	32,738	34,649	47,621	52,515	47,790	43,352
동 구		111,744	2,502	3,420	4,240	5,252	8,617	6,707	5,901	5,391
중 구		115,062	2,275	3,535	4,636	5,002	6,236	7,531	6,203	5,578
서 구		240,004	6,084	9,182	11,100	11,451	15,616	19,157	16,696	14,530
유 성 구		185,540	6,771	9,126	9,517	9,220	12,249	13,883	14,370	13,623
대 덕 구		85,183	1,864	2,555	3,245	3,724	4,903	5,237	4,620	4,230
충 북		805,809	20,637	30,708	35,664	34,925	39,684	45,804	44,526	45,237
청주시 상당구		102,181	3,037	4,544	4,970	4,776	4,969	5,973	6,071	6,162
청주시 서원구		95,652	2,089	3,129	4,206	4,576	6,123	6,410	5,319	4,881
청주시 흥덕구		138,924	4,838	6,264	6,833	6,345	7,625	10,807	10,701	10,144
청주시 청원구		95,045	2,946	4,744	5,137	4,566	5,199	6,151	6,303	6,731
충 주 시		104,731	2,424	3,665	4,359	4,309	4,736	5,173	5,099	5,246
제 천 시		65,874	1,324	2,100	2,601	2,874	3,608	2,927	2,643	2,865
보 은 군		15,728	195	348	443	429	459	390	402	502
옥 천 군		24,612	314	616	829	884	854	799	727	874
영 동 군		22,502	297	500	670	769	829	716	587	672
증 평 군		18,381	499	788	849	752	789	1,069	1,026	1,033
진 천 군		43,521	1,322	1,976	2,216	1,985	1,729	2,259	2,513	2,893
괴 산 군		18,265	214	337	454	439	487	495	464	536
음 성 군		46,607	955	1,426	1,746	1,791	1,896	2,240	2,289	2,279
단 양 군		13,786	183	271	351	430	381	395	382	419
충 남		1,081,624	28,689	43,293	50,254	49,078	53,212	55,651	59,720	63,660
천안시 동남구		135,287	3,235	5,029	6,300	6,482	8,466	8,498	7,791	7,708
천안시 서북구		198,059	6,795	9,827	10,636	9,919	13,109	14,632	16,026	15,991
공 주 시		52,391	882	1,304	1,723	2,070	3,170	2,255	1,947	2,061
보 령 시		48,370	934	1,480	1,837	1,854	1,784	1,869	1,742	2,026
아 산 시		177,675	6,384	9,371	10,303	9,021	8,840	9,883	12,334	14,022
서 산 시		86,890	2,584	3,757	4,262	3,997	3,387	3,873	4,545	4,825
논 산 시		57,510	1,048	1,726	2,039	2,291	2,493	2,714	2,344	2,446
계 룡 시		23,561	683	1,182	1,427	1,573	1,189	989	1,238	1,415
당 진 시		82,635	2,561	3,928	4,349	3,690	2,967	3,396	4,276	5,133
금 산 군		26,039	373	603	902	1,047	1,093	951	798	901
부 여 군		31,335	334	690	860	1,048	1,050	969	876	985
서 천 군		25,443	351	540	731	785	748	702	753	703
청 양 군		15,152	199	276	416	490	592	512	417	481
홍 성 군		50,266	1,166	1,895	2,272	2,339	2,081	2,100	2,200	2,408
예 산 군		40,459	719	971	1,288	1,412	1,360	1,434	1,514	1,572
태 안 군		30,552	441	714	909	1,060	883	874	919	983
세 종		197,417	8,602	12,912	13,716	11,532	8,838	10,513	14,278	16,495

주 : 1) 연도말 기준  
2) 주민등록 실거주지 기준

# 적용인구 현황 (여자) by District, Age (Female)

(단위 : 명)  
Unit : Person

40-44세	45-49세	50-54세	55-59세	60-64세	65-69세	70-74세	75-79세	80세 이상 and over	Division
<b>55,740</b>	<b>56,172</b>	<b>65,250</b>	<b>58,737</b>	<b>58,612</b>	<b>47,243</b>	<b>30,741</b>	<b>23,040</b>	<b>36,019</b>	<b>Daejeon</b>
7,525	7,688	9,086	8,760	9,727	8,593	6,192	4,745	7,398	Dong-gu
7,891	8,290	10,053	9,341	9,778	8,977	6,551	5,269	7,916	Jung-gu
18,733	18,898	21,525	18,758	18,316	14,472	9,036	6,556	9,894	Seo-gu
16,195	15,095	16,266	13,647	12,549	8,851	4,916	3,420	5,842	Yuseong-gu
5,396	6,201	8,320	8,231	8,242	6,350	4,046	3,050	4,969	Daedeok-gu
<b>57,492</b>	<b>57,022</b>	<b>67,890</b>	<b>68,629</b>	<b>71,099</b>	<b>59,737</b>	<b>38,604</b>	<b>30,389</b>	<b>57,762</b>	<b>Chungbuk</b>
7,886	7,759	9,108	8,752	8,186	6,664	4,174	3,296	5,854	Sangdang-gu
6,592	7,264	9,003	8,452	8,211	6,667	4,297	3,150	5,283	Seowon-gu
11,554	10,760	11,911	10,995	9,868	7,516	4,296	3,132	5,335	Heungdeok-gu
8,285	7,339	7,458	6,872	6,720	5,547	3,374	2,719	4,954	Cheongwon-gu
7,039	7,336	8,984	9,271	10,021	8,404	5,584	4,521	8,560	Chungju-si
3,974	4,149	5,494	5,901	6,749	6,043	3,965	3,116	5,541	Jecheon-si
631	691	1,058	1,407	1,881	1,841	1,285	1,068	2,698	Boeun-gun
1,286	1,411	1,858	2,225	2,731	2,556	1,903	1,472	3,273	Okcheon-gun
972	1,109	1,598	2,074	2,679	2,359	1,861	1,560	3,250	Yeongdong-gun
1,295	1,268	1,534	1,556	1,576	1,407	899	709	1,332	Jeungpyeong-gun
3,653	3,338	3,557	3,498	3,523	2,803	1,806	1,402	3,048	Jincheon-gun
745	765	1,215	1,830	2,456	2,235	1,544	1,249	2,800	Goesan-gun
2,992	3,147	4,062	4,449	4,691	4,060	2,511	2,010	4,063	Eumseong-gun
588	686	1,050	1,347	1,807	1,635	1,105	985	1,771	Danyang-gun
<b>81,234</b>	<b>77,041</b>	<b>87,214</b>	<b>84,485</b>	<b>90,377</b>	<b>75,485</b>	<b>53,631</b>	<b>42,380</b>	<b>86,220</b>	<b>Chungnam</b>
10,590	10,361	12,034	11,434	11,395	8,598	5,563	4,228	7,575	Dongnam-gu
18,343	16,118	17,164	14,599	12,261	8,146	4,873	3,648	5,972	Seobuk-gu
2,816	2,973	4,042	4,504	5,556	4,922	3,450	2,752	5,964	Gongju-si
2,800	3,016	3,769	4,036	5,001	4,585	3,474	2,833	5,330	Boryeong-si
16,828	14,168	14,046	12,171	11,481	9,147	6,268	4,822	8,586	Asan-si
6,642	6,551	7,359	7,030	7,332	5,989	4,290	3,320	7,147	Seosan-si
3,136	3,381	4,350	4,773	5,698	5,192	3,845	3,173	6,861	Nonsan-si
2,131	2,289	2,277	1,794	1,717	1,328	803	505	1,021	Gyerong-si
6,734	6,067	6,611	6,343	6,849	5,664	4,133	3,141	6,793	Dangjin-si
1,274	1,334	1,918	2,190	2,772	2,609	1,954	1,690	3,630	Geumsan-gun
1,324	1,516	2,125	2,526	3,482	3,449	2,667	2,235	5,199	Buyeo-gun
1,093	1,228	1,714	1,962	2,712	2,768	2,285	1,923	4,445	Seocheon-gun
562	637	966	1,253	1,729	1,646	1,239	1,057	2,680	Cheongyang-gun
3,390	3,414	3,718	3,844	4,511	4,001	3,089	2,399	5,439	Hongseong-gun
2,063	2,309	2,934	3,339	4,392	3,989	3,118	2,541	5,504	Yesan-gun
1,508	1,679	2,187	2,687	3,489	3,452	2,580	2,113	4,074	Taean-gun
<b>21,775</b>	<b>17,815</b>	<b>15,097</b>	<b>11,459</b>	<b>10,706</b>	<b>8,413</b>	<b>5,183</b>	<b>3,579</b>	<b>6,504</b>	<b>Sejong</b>

Note : 1) As of the end of the Year  
2) Based on the resident place

제 1-3 표  
Table 1-3

시·군·구별  
Medical Care Institutions

구 분	계 Total	상급종합병원 Tertiary hospital	종합병원 General hospital	병 원 Hospital	요양병원 Healthcare institute	정신병원 Psychiatric hospital	의 원 Clinic	치과병원 Dental hospital	치과의원 Dental clinic
대 전	3,086	1	9	46	47	7	1,111	7	552
등 구	462	-	1	3	13	1	164	1	71
중 구	518	1	2	4	12	2	171	1	85
서 구	1,170	-	3	22	10	2	448	1	232
유 성 구	626	-	1	13	9	1	220	3	110
대 덕 구	310	-	2	4	3	1	108	1	54
충 북	2,923	1	12	35	38	12	936	4	474
청주시상당구	386	-	2	4	1	2	134	-	67
청주시서원구	336	1	1	5	7	1	111	1	53
청주시흥덕구	502	-	2	8	2	-	180	2	98
청주시청원구	303	-	1	7	2	-	106	-	55
충 주 시	369	-	2	3	8	1	130	1	52
제 천 시	248	-	2	1	5	1	82	-	45
보 은 군	74	-	-	1	3	1	14	-	7
옥 천 군	106	-	1	-	3	1	29	-	13
영 동 군	105	-	-	1	2	1	26	-	9
증 평 군	70	-	-	-	1	-	21	-	12
진 천 군	138	-	1	1	1	1	40	-	24
괴 산 군	65	-	-	2	-	1	10	-	6
음 성 군	169	-	-	2	2	2	46	-	27
단 양 군	52	-	-	-	1	-	7	-	6
충 남	3,791	2	11	46	68	17	1,112	11	606
천안시동남구	442	2	1	4	10	2	131	3	74
천안시서북구	686	-	1	20	9	2	227	5	129
공 주 시	225	-	1	-	8	4	63	-	28
보 령 시	193	-	1	2	2	1	55	-	26
아 산 시	474	-	1	7	7	2	151	1	93
서 산 시	276	-	2	1	1	-	83	-	53
논 산 시	271	-	1	2	10	1	76	-	34
계 룡 시	72	-	-	1	1	-	23	-	14
당 진 시	270	-	1	4	4	-	81	1	43
금 산 군	124	-	-	1	3	-	34	-	12
부 여 군	141	-	-	1	3	2	32	-	18
서 천 군	115	-	-	1	4	1	28	-	12
청 양 군	62	-	-	-	2	-	10	-	7
홍 성 군	179	-	1	-	3	2	50	-	27
예 산 군	152	-	1	2	-	-	39	-	23
태 안 군	109	-	-	-	1	-	29	1	13
세 종	619	-	2	3	4	1	229	1	99

주 : 1) 연도말 기준  
2) 요양기관소재지 기준  
※ 자료출처 : 건강보험심사평가원



# 요양기관 현황 by District

(단위 : 기관)  
Unit : Each

한방병원 Oriental healthhospital	한의원 Oriental healthclinic	보건소 Health center	보건지소 Health subcenter	보건진료소 Primary health carepost	보건의료원 Hospitalized healthcenter	조산원 Midwifery clinic	약 국 Pharmacy	Division
<b>17</b>	<b>498</b>	<b>5</b>	<b>6</b>	<b>8</b>	<b>-</b>	<b>1</b>	<b>771</b>	<b>Daejeon</b>
1	81	1	1	1	-	-	123	Dong-gu
2	81	1	1	1	-	1	153	Jung-gu
12	174	1	2	1	-	-	262	Seo-gu
2	115	1	2	4	-	-	145	Yuseong-gu
-	47	1	-	1	-	-	88	Daedeok-gu
<b>11</b>	<b>407</b>	<b>14</b>	<b>94</b>	<b>159</b>	<b>-</b>	<b>1</b>	<b>725</b>	<b>Chungbuk</b>
3	59	2	4	11	-	-	97	Sangdang-gu
1	55	1	2	2	-	-	95	Seowon-gu
3	74	-	4	5	-	-	124	Heungdeok-gu
1	42	1	3	7	-	1	77	Cheongwon-gu
2	51	1	13	16	-	-	89	Chungju-si
1	37	1	8	11	-	-	54	Jecheon-si
-	8	1	8	15	-	-	16	Boeun-gun
-	13	1	8	16	-	-	21	Okcheon-gun
-	13	1	10	17	-	-	25	Yeongdong-gun
-	9	1	1	1	-	-	24	Jeungpyeong-gun
-	15	1	6	7	-	-	41	Jincheon-gun
-	6	1	12	17	-	-	10	Goesan-gun
-	20	1	8	19	-	-	42	Eumseong-gun
-	5	1	7	15	-	-	10	Danyang-gun
<b>13</b>	<b>513</b>	<b>14</b>	<b>150</b>	<b>236</b>	<b>2</b>	<b>-</b>	<b>990</b>	<b>Chungnam</b>
-	67	1	8	11	-	-	128	Dongnam-gu
8	101	1	4	7	-	-	172	Seobuk-gu
1	34	1	10	19	-	-	56	Gongju-si
-	29	1	10	17	-	-	49	Boryeong-si
2	59	1	11	16	-	-	123	Asan-si
-	37	1	10	15	-	-	73	Seosan-si
-	37	1	13	26	-	-	70	Nonsan-si
-	11	1	2	-	-	-	19	Gyerong-si
-	31	1	11	19	-	-	74	Dangjin-si
-	18	1	9	9	-	-	37	Geumsan-gun
-	14	1	15	21	-	-	34	Buyeo-gun
-	13	1	10	17	-	-	28	Seocheon-gun
-	7	-	9	13	1	-	13	Cheongyang-gun
1	24	1	10	14	-	-	46	Hongseong-gun
-	20	1	12	16	-	-	38	Yesan-gun
1	11	-	6	16	1	-	30	Taeon-gun
<b>4</b>	<b>97</b>	<b>1</b>	<b>10</b>	<b>7</b>	<b>-</b>	<b>-</b>	<b>161</b>	<b>Sejong</b>

Note : 1) As of the end of the year

2) Location of medical care institute

※ Source : Health Insurance Review & Assessment Service

제 1-4 표  
Table 1-4

시·군·구별  
Medical Personnel

구 분	계 Total	의사 Medical physicians					치과의사 Dentist	소계 Subtotal
		소계 Subtotal	일반의 Gen. practitioners	인턴 Interns	레지던트 Residents	전문의 Specialists		
대 전	17,936	3,793	180	144	396	3,073	859	767
등 구	1,441	315	19	-	-	296	98	112
중 구	5,351	1,085	18	92	218	757	135	114
서 구	6,350	1,535	86	48	169	1,232	366	331
유 성 구	3,231	587	38	4	2	543	175	150
대 덕 구	1,563	271	19	-	7	245	85	60
충 북	12,846	2,525	192	40	115	2,178	721	650
청주시상당구	1,599	338	24	3	2	309	111	95
청주시서원구	3,023	594	23	34	104	433	85	74
청주시흥덕구	2,073	432	41	3	7	381	149	109
청주시청원구	1,496	278	12	-	1	265	65	52
충 주 시	1,665	313	27	-	1	285	88	99
제 천 시	996	167	12	-	-	155	62	71
보 은 군	195	36	6	-	-	30	11	12
옥 천 군	300	58	5	-	-	53	17	19
영 동 군	269	54	11	-	-	43	15	26
증 평 군	130	26	3	-	-	23	16	13
진 천 군	385	82	8	-	-	74	33	24
괴 산 군	182	45	6	-	-	39	16	15
음 성 군	425	90	11	-	-	79	44	30
단 양 군	108	12	3	-	-	9	9	11
충 남	16,153	3,274	282	64	202	2,726	1,011	847
천안시동남구	4,734	587	56	-	-	531	208	191
천안시서북구	2,927	993	32	60	195	706	228	87
공 주 시	970	146	13	-	7	126	35	57
보 령 시	478	98	10	-	-	88	34	47
아 산 시	1,742	390	24	2	-	364	128	95
서 산 시	960	179	18	-	-	161	75	52
논 산 시	1,050	207	19	-	-	188	54	61
계 룡 시	168	39	2	-	-	37	17	17
당 진 시	772	169	19	-	-	150	64	49
금 산 군	254	57	14	-	-	43	16	27
부 여 군	367	65	14	-	-	51	28	31
서 천 군	296	54	16	-	-	38	17	27
청 양 군	146	35	5	-	-	30	13	16
홍 성 군	747	126	10	-	-	116	44	45
예 산 군	311	76	15	2	-	59	30	27
태 안 군	231	53	15	-	-	38	20	18
세 종	2,406	524	32	-	-	492	145	142

주 : 1) 연도말 기준

2) 요양기관소재지 기준

※ 자료출처 : 건강보험심사평가원

# 의료인력 현황

## byDistrict

(단위 : 명)  
Unit : Person

한의사 Oriental medical physicians				간호사 Nurse	약사 Pharmacists	한약사 Korean Medicine Pharmacists	물리치료사 physical- therapist	작업치료사 Occupational- therapist	사회복지사 social welfare	Division
일반의 Gen. practitioners	일반수련의 Interns	전문수련의 Residents	전문의 Specialists							
<b>605</b>	<b>21</b>	<b>28</b>	<b>113</b>	<b>8,919</b>	<b>1,297</b>	<b>59</b>	<b>1,699</b>	<b>393</b>	<b>150</b>	<b>Daejeon</b>
101	-	-	11	545	168	12	167	1	23	Dong-gu
105	-	-	9	3,215	284	10	343	108	57	Jung-gu
212	21	28	70	2,975	452	25	553	84	29	Seo-gu
129	-	-	21	1,452	238	11	450	145	23	Yuseong-gu
58	-	-	2	732	155	1	186	55	18	Daedeok-gu
<b>534</b>	<b>8</b>	<b>11</b>	<b>97</b>	<b>5,957</b>	<b>1,155</b>	<b>31</b>	<b>1,431</b>	<b>248</b>	<b>128</b>	<b>Chungbuk</b>
76	-	-	19	705	163	12	150	8	17	Sangdang-gu
65	-	-	9	1,775	181	2	212	78	22	Seowon-gu
94	-	-	15	808	183	9	290	77	16	Heungdeok-gu
45	-	-	7	654	141	3	230	66	7	Cheongwon-gu
68	3	5	23	835	143	3	162	5	17	Chungju-si
49	4	6	12	468	89	2	119	10	8	Jecheon-si
10	-	-	2	87	22	-	21	-	6	Boeun-gun
18	-	-	1	121	33	-	47	2	3	Okcheon-gun
25	-	-	1	102	33	-	36	-	3	Yeongdong-gun
11	-	-	2	29	29	-	16	-	1	Jeungpyeong-gun
23	-	-	1	116	53	-	65	2	10	Jincheon-gun
13	-	-	2	65	18	-	21	-	2	Goesan-gun
27	1	-	2	141	55	-	51	-	14	Eumseong-gun
10	-	-	1	51	12	-	11	-	2	Danyang-gun
<b>710</b>	<b>7</b>	<b>14</b>	<b>116</b>	<b>7,505</b>	<b>1,483</b>	<b>54</b>	<b>1,534</b>	<b>247</b>	<b>198</b>	<b>Chungnam</b>
133	6	14	38	2,949	288	13	370	102	26	Dongnam-gu
76	-	-	11	1,070	233	5	211	59	41	Seobuk-gu
52	-	-	5	527	82	1	78	19	25	Gongju-si
42	-	-	5	162	69	3	57	3	5	Boryeong-si
76	-	-	19	706	190	7	178	29	19	Asan-si
42	-	-	10	424	108	4	98	8	12	Seosan-si
56	-	-	5	461	98	7	131	13	18	Nonsan-si
13	-	-	4	48	21	3	22	-	1	Gyerong-si
47	-	-	2	267	97	3	112	6	5	Dangjin-si
22	-	-	5	68	45	2	37	-	2	Geumsan-gun
26	-	-	5	157	43	-	37	-	6	Buyeo-gun
24	1	-	2	107	39	-	42	-	10	Seocheon-gun
16	-	-	-	52	16	-	11	-	3	Cheongyang-gun
42	-	-	3	357	71	4	68	8	24	Hongseong-gun
26	-	-	1	82	46	1	49	-	-	Yesan-gun
17	-	-	1	68	37	1	33	-	1	Taeon-gun
<b>120</b>	<b>-</b>	<b>-</b>	<b>22</b>	<b>1,091</b>	<b>250</b>	<b>12</b>	<b>228</b>	<b>4</b>	<b>10</b>	<b>Sejong</b>

Note : 1) As of the end of the year

2) Location of medical care institute

※ Source : Health Insurance Review & Assessment Service

제 1-5 표  
Table 1-5

시·군·구별  
Major Medical Facilities

구 분		계 Total		일반입원실 Inpatient room								정신과개방 Psychiatric opened	
				소계 Subtotal		상급 Hospital bed less than 6 beds		일반 General		외국인 Foreigner			
		병실 Ward	병상 Bed	병실 Ward	병상 Bed	병실 Ward	병상 Bed	병실 Ward	병상 Bed	병실 Ward	병상 Bed	병실 Ward	병상 Bed
대 천		6,232	22,650	5,820	20,739	1,599	2,182	4,221	18,557	-	-	42	189
동 구		781	3,342	756	3,202	179	291	577	2,911	-	-	3	14
중 구		1,427	5,745	1,260	5,003	293	474	967	4,529	-	-	16	77
서 구		2,155	7,008	2,044	6,453	664	801	1,380	5,652	-	-	11	42
유 성 구		1,235	4,341	1,185	4,117	331	442	854	3,675	-	-	7	35
대 덕 구		634	2,214	575	1,964	132	174	443	1,790	-	-	5	21
충 북		5,704	20,904	4,787	16,984	1,279	1,615	3,508	15,369	-	-	106	444
청주시상당구		617	2,307	488	1,677	132	156	356	1,521	-	-	16	50
청주시서원구		942	3,679	766	2,931	185	213	581	2,718	-	-	9	30
청주시흥덕구		835	2,552	816	2,445	285	325	531	2,120	-	-	-	-
청주시청원구		593	1,814	584	1,781	197	217	387	1,564	-	-	-	-
충 주 시		843	2,886	800	2,736	196	258	604	2,478	-	-	4	11
제 천 시		559	2,020	486	1,732	135	197	351	1,535	-	-	-	-
보 은 군		194	711	149	511	52	100	97	411	-	-	7	37
옥 천 군		183	838	155	742	21	34	134	708	-	-	-	-
영 동 군		166	737	120	557	21	41	99	516	-	-	9	41
증 평 군		47	192	47	192	1	2	46	190	-	-	-	-
진 천 군		204	898	141	593	28	32	113	561	-	-	17	102
괴 산 군		90	375	56	226	2	2	54	224	-	-	11	45
음 성 군		391	1,743	139	709	13	18	126	691	-	-	33	128
단 양 군		40	152	40	152	11	20	29	132	-	-	-	-
충 남		7,208	27,955	6,359	24,229	1,480	1,955	4,879	22,274	-	-	146	609
천안시동남구		1,275	5,177	1,124	4,431	217	251	907	4,180	-	-	33	173
천안시서북구		1,454	4,721	1,387	4,411	381	454	1,006	3,957	-	-	11	48
공 주 시		716	3,509	623	3,103	118	175	505	2,928	-	-	34	160
보 령 시		292	1,008	247	811	51	64	196	747	-	-	-	-
아 산 시		982	3,291	820	2,689	277	336	543	2,353	-	-	23	60
서 산 시		296	1,020	283	966	70	81	213	885	-	-	-	-
논 산 시		578	2,727	528	2,438	108	206	420	2,232	-	-	3	16
계 룡 시		69	275	69	275	21	34	48	241	-	-	-	-
당 진 시		334	1,159	324	1,106	61	76	263	1,030	-	-	-	-
금 산 군		120	598	120	598	14	25	106	573	-	-	-	-
부 여 군		244	1,038	164	658	63	128	101	530	-	-	12	47
서 천 군		243	1,006	211	853	15	20	196	833	-	-	-	-
청 양 군		45	213	45	213	9	18	36	195	-	-	-	-
홍 성 군		338	1,407	215	981	29	34	186	947	-	-	16	59
예 산 군		117	457	108	393	22	22	86	371	-	-	-	-
태 안 군		105	349	91	303	24	31	67	272	-	-	14	46
세 종		770	2,145	738	2,008	279	375	458	1,632	1	1	-	-

주 : 1) 연도말 기준  
2) 요양기관소재지 기준  
※ 자료출처 : 건강보험심사평가원

## 주요시설 현황 by District

(단위 : 병실, 병상)  
Unit : Ward, Bed

정신과폐쇄 Psychiatric closed		중환자실 Intensive Care Unit								격리병실 Isolation room		무균치료실 Aseptic room		Division
		소계 Subtotal		성인소아 Adult or pediatric		신생아 Neonatal								
병실 Ward	병상 Bed	병실 Ward	병상 Bed	병실 Ward	병상 Bed	병실 Ward	병상 Bed	병실 Ward	병상 Bed	병실 Ward	병상 Bed	병실 Ward	병상 Bed	
265	1,209	43	425	39	343	4	82	53	69	9	19			Daejeon
20	109	2	17	2	17	-	-	-	-	-	-	-	-	Dong-gu
112	444	12	181	10	143	2	38	18	21	9	19	-	-	Jung-gu
69	322	26	184	24	140	2	44	5	7	-	-	-	-	Seo-gu
27	148	1	16	1	16	-	-	15	25	-	-	-	-	Yuseong-gu
37	186	2	27	2	27	-	-	15	16	-	-	-	-	Daedeok-gu
674	2,883	24	311	22	281	2	30	112	278	1	4			Chungbuk
99	501	2	52	2	52	-	-	12	27	-	-	-	-	Sangdang-gu
115	451	5	116	4	91	1	25	46	147	1	4	-	-	Seowon-gu
8	49	6	41	5	36	1	5	5	17	-	-	-	-	Heungdeok-gu
-	-	2	24	2	24	-	-	7	9	-	-	-	-	Cheongwon-gu
30	90	2	30	2	30	-	-	7	19	-	-	-	-	Chungju-si
68	265	5	23	5	23	-	-	-	-	-	-	-	-	Jecheon-si
38	163	-	-	-	-	-	-	-	-	-	-	-	-	Boeun-gun
27	89	1	7	1	7	-	-	-	-	-	-	-	-	Okcheon-gun
37	139	-	-	-	-	-	-	-	-	-	-	-	-	Yeongdong-gun
-	-	-	-	-	-	-	-	-	-	-	-	-	-	Jeungpyeong-gun
26	142	1	18	1	18	-	-	19	43	-	-	-	-	Jincheon-gun
23	104	-	-	-	-	-	-	-	-	-	-	-	-	Goesan-gun
203	890	-	-	-	-	-	-	16	16	-	-	-	-	Eumseong-gun
-	-	-	-	-	-	-	-	-	-	-	-	-	-	Danyang-gun
540	2,431	27	365	25	310	2	55	136	321	-	-			Chungnam
55	253	9	188	7	133	2	55	54	132	-	-	-	-	Dongnam-gu
54	233	2	29	2	29	-	-	-	-	-	-	-	-	Seobuk-gu
35	162	1	13	1	13	-	-	23	71	-	-	-	-	Gongju-si
35	180	1	8	1	8	-	-	9	9	-	-	-	-	Boryeong-si
118	466	4	24	4	24	-	-	17	52	-	-	-	-	Asan-si
6	28	2	21	2	21	-	-	5	5	-	-	-	-	Seosan-si
39	232	4	29	4	29	-	-	4	12	-	-	-	-	Nonsan-si
-	-	-	-	-	-	-	-	-	-	-	-	-	-	Gyerong-si
7	38	1	13	1	13	-	-	2	2	-	-	-	-	Dangjin-si
-	-	-	-	-	-	-	-	-	-	-	-	-	-	Geumsan-gun
68	333	-	-	-	-	-	-	-	-	-	-	-	-	Buyeo-gun
26	132	-	-	-	-	-	-	6	21	-	-	-	-	Seocheon-gun
-	-	-	-	-	-	-	-	-	-	-	-	-	-	Cheongyang-gun
90	325	1	25	1	25	-	-	16	17	-	-	-	-	Hongseong-gun
7	49	2	15	2	15	-	-	-	-	-	-	-	-	Yesan-gun
-	-	-	-	-	-	-	-	-	-	-	-	-	-	Taeon-gun
25	93	3	39	2	24	1	15	2	3	2	2			Sejong

Note : 1) As of the end of the year

2) Location of medical care institute

※ Source : Health Insurance Review & Assessment Service

제 1-6 표  
Table 1-6

시·군·구별  
Major Medical Equipments

구 분	계 Total	자기공명영상기 Magnetic resonance imaging	전산화단층촬영장치 Computed Tomography	유방 촬영용장치 Mammography	양전자 방사 단층촬영 PET
대 천	1,725	71	73	113	7
등 구	195	5	5	10	-
중 구	348	11	16	19	2
서 구	744	33	34	54	4
유 성 구	288	15	11	16	1
대 덕 구	150	7	7	14	-
총 북	1,434	55	72	115	2
청주시상당구	206	11	10	15	-
청주시서원구	253	7	11	12	1
청주시흥덕구	263	14	12	20	-
청주시청원구	164	6	8	14	1
충 주 시	213	6	12	21	-
제 천 시	111	4	7	11	-
보 은 군	19	1	1	1	-
옥 천 군	36	1	1	7	-
영 동 군	29	1	1	2	-
증 평 군	16	-	-	1	-
진 천 군	50	1	3	6	-
괴 산 군	20	1	2	2	-
음 성 군	48	2	4	3	-
단 양 군	6	-	-	-	-
총 남	1,605	54	79	119	3
천안시동남구	300	11	17	15	2
천안시서북구	362	19	17	23	1
공 주 시	74	2	3	5	-
보 령 시	74	2	3	9	-
아 산 시	235	8	10	25	-
서 산 시	120	3	5	8	-
논 산 시	88	2	6	5	-
계 룡 시	20	-	-	2	-
당 진 시	104	4	6	6	-
금 산 군	29	-	2	5	-
부 여 군	21	-	2	3	-
서 천 군	28	-	1	3	-
청 양 군	9	-	1	1	-
홍 성 군	69	1	2	4	-
예 산 군	44	2	3	4	-
태 안 군	28	-	1	1	-
세 종	313	6	13	34	1

주 : 1) 연도말 기준  
2) 요양기관소재지 기준  
※ 자료출처 : 건강보험심사평가원

## 주요 의료장비 현황 by District

(단위 : 대)  
Unit : Each

체외충격파쇄석기 Extracorporeal shockwavelithotripsy	초음파 영상진단기 Ultrasonic imaging	혈관조영장치 Angiography apparatus (Single)	혈관조영장치 Angiography apparatus (Bi-plane)	Division
<b>28</b>	<b>1,402</b>	<b>19</b>	<b>12</b>	<b>Daejeon</b>
4	169	1	1	Dong-gu
4	283	6	7	Jung-gu
16	593	8	2	Seo-gu
3	238	2	2	Yuseong-gu
1	119	2	-	Daedeok-gu
<b>27</b>	<b>1,141</b>	<b>11</b>	<b>11</b>	<b>Chungbuk</b>
6	160	2	2	Sangdang-gu
4	211	3	4	Seowon-gu
5	210	1	1	Heungdeok-gu
4	128	2	1	Cheongwon-gu
3	167	2	2	Chungju-si
3	84	1	1	Jecheon-si
-	16	-	-	Boeun-gun
-	27	-	-	Okcheon-gun
-	25	-	-	Yeongdong-gun
-	15	-	-	Jeungpyeong-gun
1	39	-	-	Jincheon-gun
-	15	-	-	Goesan-gun
1	38	-	-	Eumseong-gun
-	6	-	-	Danyang-gun
<b>39</b>	<b>1,289</b>	<b>12</b>	<b>10</b>	<b>Chungnam</b>
7	238	7	3	Dongnam-gu
8	291	1	2	Seobuk-gu
3	60	1	-	Gongju-si
4	56	-	-	Boryeong-si
4	184	2	2	Asan-si
5	98	-	1	Seosan-si
1	73	1	-	Nonsan-si
-	18	-	-	Gyerong-si
3	84	-	1	Dangjin-si
-	22	-	-	Geumsan-gun
-	16	-	-	Buyeo-gun
1	23	-	-	Seocheon-gun
-	7	-	-	Cheongyang-gun
1	60	-	1	Hongseong-gun
2	33	-	-	Yesan-gun
-	26	-	-	Tae'an-gun
<b>6</b>	<b>250</b>	<b>2</b>	<b>1</b>	<b>Sejong</b>

Note : 1) As of the end of the year

2) Location of medical care institute

※ Source : Health Insurance Review & Assessment Service

제 1-7 표  
Table 1-7

시·군·구별  
Contribution

구 분	계 T	직장 I.W.	소계 Subtotal		지역 S.E.	Division
			근로자 C.E.	공·교 G. &T.		
대 천	2,158,009,601	1,913,952,869	1,674,816,765	239,136,104	244,056,732	Daejeon
동 구	249,216,988	213,809,969	193,304,332	20,505,638	35,407,018	Dong-gu
중 구	289,184,980	250,423,464	220,693,731	29,729,733	38,761,516	Jung-gu
서 구	702,097,306	622,113,514	527,226,793	94,886,721	79,983,791	Seo-gu
유 성 구	699,101,370	635,735,738	553,363,833	82,371,905	63,365,632	Yuseong-gu
대 덕 구	218,408,959	191,870,184	180,228,077	11,642,107	26,538,774	Daedeok-gu
충 북	2,290,811,055	2,041,395,870	1,823,096,988	218,298,882	249,415,185	Chungbuk
청주시상당구	276,558,933	245,971,488	209,489,994	36,481,494	30,587,445	Sangdang-gu
청주시서원구	277,910,118	246,133,602	213,736,765	32,396,837	31,776,516	Seowon-gu
청주시흥덕구	503,905,898	460,491,635	422,155,007	38,336,628	43,414,263	Heungdeok-gu
청주시청원구	312,148,740	284,933,127	261,949,004	22,984,123	27,215,613	Cheongwon-gu
충 주 시	264,520,362	230,765,938	203,088,779	27,677,159	33,754,423	Chungju-si
제 천 시	152,540,872	132,251,346	114,027,739	18,223,607	20,289,526	Jecheon-si
보 은 군	28,155,901	23,709,473	20,199,285	3,510,188	4,446,428	Boeun-gun
옥 천 군	49,399,790	42,674,567	36,870,310	5,804,257	6,725,223	Okcheon-gun
영 동 군	38,764,012	33,015,130	26,409,153	6,605,978	5,748,881	Yeongdong-gun
증 평 군	45,787,892	41,041,938	36,871,286	4,170,652	4,745,954	Jeungpyeong-gun
진 천 군	139,044,128	125,251,832	118,176,471	7,075,361	13,792,296	Jincheon-gun
괴 산 군	33,991,185	27,987,980	23,434,820	4,553,160	6,003,205	Goesan-gun
음 성 군	140,674,408	123,758,642	117,677,510	6,081,132	16,915,767	Eumseong-gun
단 양 군	27,408,816	23,409,172	19,010,866	4,398,306	3,999,645	Danyang-gun

주 : 1) 직장은 고지보험료(정산포함) 기준이며, 지역은 부과보험료 기준  
 2) 국고지원금 제외이며, 직장보험료에는 임의계속가입자 보험료, 소득월액 보험료 포함  
 3) 주민등록 실거주지 기준



# 보험료 현황 by District

(단위: 천원)  
Unit : 1,000won

구 분	계 T	직장 I.W.	소계 Subtotal		지역 S.E.	Division
			근로자 C.E.	공·교 G. &T.		
충 남	3,121,284,563	2,766,609,284	2,503,952,997	262,656,288	354,675,278	Chungnam
천 안 시 동 남 구	385,624,478	337,889,924	311,296,774	26,593,149	47,734,555	Dongnam-gu
천 안 시 서 북 구	759,932,146	693,961,385	648,234,955	45,726,430	65,970,762	Seobuk-gu
공 주 시	112,860,732	94,581,403	78,479,891	16,101,512	18,279,328	Gongju-si
보 령 시	112,014,203	95,909,221	82,008,008	13,901,213	16,104,982	Boryeong-si
아 산 시	608,430,612	549,713,890	511,221,600	38,492,291	58,716,721	Asan-si
서 산 시	278,227,315	250,636,700	229,275,628	21,361,073	27,590,615	Seosan-si
논 산 시	107,359,492	89,612,727	77,537,391	12,075,336	17,746,765	Nonsan-si
계 룡 시	44,877,386	39,058,265	31,822,732	7,235,534	5,819,121	Gyerong-si
당 진 시	273,041,483	243,927,129	228,414,075	15,513,054	29,114,354	Dangjin-si
금 산 군	46,828,211	38,598,846	33,386,438	5,212,408	8,229,365	Geumsan-gun
부 여 군	51,966,609	43,605,212	35,394,469	8,210,743	8,361,397	Buyeo-gun
서 천 군	45,438,624	38,185,140	31,974,239	6,210,901	7,253,484	Seocheon-gun
청 양 군	27,676,653	23,253,972	18,913,258	4,340,713	4,422,681	Cheongyang-gun
홍 성 군	116,607,597	102,030,148	79,035,084	22,995,065	14,577,449	Hongseong-gun
예 산 군	87,062,444	74,425,558	62,818,425	11,607,133	12,636,885	Yesan-gun
태 안 군	63,336,577	51,219,764	44,140,031	7,079,733	12,116,813	Taean-gun
세 종	703,544,567	647,455,971	475,202,146	172,253,825	56,088,596	Sejong

Note : 1) While C.E. is based on estimated contribution S.E. is based on imposed contribution  
 2) Excluding Government money support, Including contributions of the insured recently retired from the company  
 and contributions imposed on the monthly incomes 3) Based on the resident place

제 1-8 표  
Table 1-8

시·군·구별 보험료  
Distribution of Contributions by decile

구 분		계 Total			직장 계 I.W. Sub_Total			
		세대수 Households	평균보험료 Average Contribution	적용인구 Population under	가입자 Insured	평균보험료 Average Contribution	적용인구 Population under	
대	전	789,382	121,762	1,384,247	539,247	139,071	992,220	489,878
	1분위	72,551	32,265	106,646	58,040	37,632	84,011	57,911
	2분위	84,756	48,738	118,435	55,712	66,717	84,261	54,781
	3분위	85,931	58,147	130,107	59,535	75,302	86,920	58,010
	4분위	90,358	59,838	117,054	54,481	86,191	80,271	52,886
	5분위	77,494	76,880	119,585	51,900	99,183	80,044	49,055
	6분위	79,260	93,738	127,386	50,033	115,443	84,028	45,860
	7분위	72,974	122,023	134,474	50,934	138,821	95,105	44,644
	8분위	73,286	158,293	149,660	53,213	171,908	114,071	44,362
	9분위	79,826	210,080	189,807	55,178	224,812	141,345	40,121
	10분위	72,946	391,786	191,093	50,221	405,546	142,164	42,248
동	구	117,863	98,426	198,554	72,344	117,228	129,090	67,619
	1분위	12,504	30,381	18,299	9,094	37,638	12,970	9,081
	2분위	15,215	44,757	20,979	8,861	66,653	13,521	8,735
	3분위	14,203	55,745	21,682	9,242	75,254	13,720	9,078
	4분위	14,343	56,728	18,674	7,980	86,155	12,115	7,826
	5분위	12,172	73,057	19,418	7,466	99,199	11,823	7,116
	6분위	13,940	86,669	21,729	6,908	115,316	11,927	6,385
	7분위	10,580	120,505	20,452	7,087	138,934	13,963	6,324
	8분위	9,940	155,830	20,894	6,784	171,587	15,238	5,833
	9분위	9,177	205,377	22,009	5,730	223,184	15,064	4,472
	10분위	5,789	367,669	14,418	3,192	375,973	8,749	2,769
중	구	119,513	110,016	206,273	77,660	126,677	139,153	71,364
	1분위	13,422	30,494	19,710	9,899	37,520	14,351	9,878
	2분위	14,659	45,562	20,305	8,758	66,662	13,325	8,620
	3분위	13,660	56,892	20,747	9,160	75,294	13,491	8,950
	4분위	13,198	60,535	17,462	8,097	86,180	12,157	7,873
	5분위	12,213	74,391	19,182	7,726	99,320	12,103	7,342
	6분위	11,329	94,941	19,287	7,572	115,304	12,899	6,996
	7분위	11,086	120,032	20,623	7,360	138,789	13,737	6,552
	8분위	10,446	155,465	21,511	7,081	171,358	15,373	5,996
	9분위	10,972	206,527	25,896	6,902	224,111	17,748	4,920
	10분위	8,528	385,823	21,550	5,105	406,052	13,969	4,237
서	구	255,879	121,928	450,186	175,725	138,350	323,984	156,248
	1분위	21,978	33,477	32,594	18,396	37,928	26,915	18,347
	2분위	27,206	50,207	38,352	18,625	66,751	28,247	18,288
	3분위	28,825	58,871	43,753	20,342	75,296	29,609	19,771
	4분위	31,434	58,721	40,162	18,418	86,215	26,873	17,776
	5분위	25,407	77,130	38,917	17,120	99,118	26,353	16,027
	6분위	24,471	95,032	39,937	16,123	115,453	27,227	14,536
	7분위	23,409	121,191	43,004	15,996	138,755	29,821	13,641
	8분위	23,421	158,205	48,324	16,928	172,043	36,634	13,536
	9분위	26,263	209,892	63,346	17,945	224,909	46,928	11,719
	10분위	23,465	392,688	61,797	15,832	412,131	45,377	12,607
유	구	202,561	149,595	369,737	150,580	164,647	289,142	134,398
	1분위	15,112	33,935	22,205	13,310	37,082	19,389	13,275
	2분위	16,531	53,358	23,426	12,325	66,708	18,448	12,068
	3분위	17,917	60,704	26,622	13,215	75,367	18,913	12,761
	4분위	20,441	61,553	26,146	12,856	86,183	18,454	12,399
	5분위	17,436	81,340	25,828	12,807	99,250	19,132	11,995
	6분위	19,905	95,498	30,541	12,980	115,610	21,155	11,803
	7분위	18,759	125,354	33,378	14,194	138,834	25,756	12,247
	8분위	20,994	161,626	41,482	16,429	172,478	33,867	13,460
	9분위	25,690	214,418	60,280	19,638	225,651	48,847	14,717
	10분위	29,776	402,643	79,829	22,826	410,305	65,181	19,673
대	구	93,566	105,453	159,497	62,938	120,291	110,851	60,249
	1분위	9,535	31,789	13,838	7,341	38,035	10,386	7,330
	2분위	11,145	47,913	15,373	7,143	66,787	10,720	7,070
	3분위	11,326	56,780	17,303	7,576	75,271	11,187	7,450
	4분위	10,942	63,076	14,610	7,130	86,201	10,672	7,012
	5분위	10,266	76,178	16,240	6,781	99,045	10,633	6,575
	6분위	9,615	95,630	15,892	6,450	115,383	10,820	6,140
	7분위	9,140	121,488	17,017	6,297	138,866	11,828	5,880
	8분위	8,485	156,658	17,449	5,991	170,977	12,959	5,537
	9분위	7,724	206,929	18,276	4,963	223,994	12,758	4,293
	10분위	5,388	363,204	13,499	3,266	368,471	8,888	2,962

주 : 1) 연도말기준 2) 주민등록주소지기준  
3) 직장은산정보험료기준이며, 지역은부과보험료기준.  
4) 직장보험료는 임의계속가입자와 소득월액 대상자를 제외

# 분위별 현황

## of Contribution in each District

(단위 : 명, 원)  
Unit : Person, Won

근로자 C.E.		공·교 G. & T.			지역 S.E.			Division
평균보험료 Average Contribution	적용인구 Population under	가입자 Insured	평균보험료 Average Contribution	적용인구 Population under	세대수 Households	평균보험료 Average Contribution	적용인구 Population under	
<b>133,851</b>	<b>884,940</b>	<b>49,369</b>	<b>190,866</b>	<b>107,280</b>	<b>250,135</b>	<b>84,447</b>	<b>392,027</b>	<b>Daejeon</b>
37,613	83,841	129	46,493	170	14,511	10,798	22,635	1 decile
66,724	83,152	931	66,289	1,109	29,044	14,252	34,174	2 decile
75,292	85,043	1,525	75,687	1,877	26,396	19,453	43,187	3 decile
86,167	78,264	1,595	87,017	2,007	35,877	19,819	36,783	4 decile
99,159	76,237	2,845	99,589	3,807	25,594	31,653	39,541	5 decile
115,368	78,002	4,173	116,274	6,026	29,227	56,581	43,358	6 decile
138,756	84,477	6,290	139,277	10,628	22,040	83,203	39,369	7 decile
171,646	94,702	8,851	173,222	19,369	20,073	122,200	35,589	8 decile
224,116	100,629	15,057	226,665	40,716	24,648	177,102	48,462	9 decile
422,663	120,593	7,973	314,844	21,571	22,725	361,377	48,929	10 decile
113,435	119,119	4,725	171,511	9,971	45,519	68,542	69,464	Dong-gu
37,621	12,948	13	49,459	22	3,410	11,028	5,329	1 decile
66,640	13,373	126	67,524	148	6,354	14,221	7,458	2 decile
75,251	13,525	164	75,427	195	4,961	19,401	7,962	3 decile
86,149	11,904	154	86,467	211	6,363	19,823	6,559	4 decile
99,174	11,324	350	99,702	499	4,706	31,584	7,595	5 decile
115,218	11,168	523	116,514	759	7,032	58,526	9,802	6 decile
138,904	12,636	763	139,188	1,327	3,493	83,112	6,489	7 decile
171,390	13,057	951	172,794	2,181	3,156	121,960	5,656	8 decile
222,410	11,575	1,258	225,937	3,489	3,447	175,775	6,945	9 decile
388,278	7,609	423	295,424	1,140	2,597	357,463	5,669	10 decile
121,490	125,486	6,296	185,469	13,667	41,853	79,102	67,120	Jung-gu
37,495	14,325	21	49,526	26	3,523	10,752	5,359	1 decile
66,662	13,159	138	66,710	166	5,901	14,247	6,980	2 decile
75,290	13,209	210	75,458	282	4,500	19,435	7,256	3 decile
86,148	11,861	224	87,277	296	5,101	19,829	5,305	4 decile
99,298	11,592	384	99,745	511	4,487	31,466	7,079	5 decile
115,216	12,064	576	116,384	835	3,757	53,900	6,388	6 decile
138,686	12,355	808	139,620	1,382	3,726	82,981	6,886	7 decile
171,106	12,959	1,085	172,751	2,414	3,365	122,023	6,138	8 decile
222,942	12,329	1,982	227,013	5,419	4,070	176,706	8,148	9 decile
426,327	11,633	868	307,082	2,336	3,423	355,654	7,581	10 decile
131,714	281,272	19,477	191,586	42,712	80,154	85,924	126,202	Seo-gu
37,903	26,856	49	47,283	59	3,582	10,620	5,679	1 decile
66,768	27,860	337	65,855	387	8,581	14,298	10,105	2 decile
75,282	28,916	571	75,783	693	8,483	19,485	14,144	3 decile
86,180	26,089	642	87,171	784	13,016	19,817	13,289	4 decile
99,089	24,919	1,093	99,545	1,434	8,287	31,706	12,564	5 decile
115,360	25,008	1,587	116,303	2,219	8,348	55,592	12,710	6 decile
138,725	25,963	2,355	138,925	3,858	7,413	83,291	13,183	7 decile
171,643	29,224	3,392	173,640	7,410	6,493	122,126	11,690	8 decile
223,855	29,956	6,226	226,894	16,972	8,318	177,495	16,418	9 decile
439,380	36,481	3,225	305,611	8,896	7,633	352,360	16,420	10 decile
160,257	253,783	16,182	201,110	35,359	51,981	105,990	80,595	Yuseong-gu
37,067	19,339	35	42,451	50	1,802	10,694	2,816	1 decile
66,723	18,132	257	66,021	316	4,206	14,239	4,978	2 decile
75,350	18,373	454	75,845	540	4,702	19,494	7,709	3 decile
86,153	17,889	457	86,987	565	7,585	19,808	7,692	4 decile
99,221	18,048	812	99,675	1,084	4,629	31,789	6,696	5 decile
115,564	19,384	1,177	116,070	1,771	6,925	57,803	9,386	6 decile
138,712	22,400	1,947	139,605	3,356	4,565	83,441	7,622	7 decile
172,289	27,540	2,969	173,338	6,327	4,565	122,568	7,615	8 decile
225,453	35,930	4,921	226,241	12,917	6,052	177,969	11,433	9 decile
422,977	56,748	3,153	331,235	8,433	6,950	377,479	14,648	10 decile
118,043	105,280	2,689	170,651	5,571	30,628	74,963	48,646	Daedeok-gu
38,022	10,373	11	46,543	13	2,194	10,893	3,452	1 decile
66,792	10,628	73	66,313	92	4,002	14,226	4,653	2 decile
75,269	11,020	126	75,408	167	3,750	19,422	6,116	3 decile
86,196	10,521	118	86,513	151	3,812	19,824	3,938	4 decile
99,047	10,354	206	99,000	279	3,485	31,682	5,607	5 decile
115,337	10,378	310	116,290	442	3,165	55,377	5,072	6 decile
138,840	11,123	417	139,227	705	2,843	82,996	5,189	7 decile
170,945	11,922	454	171,359	1,037	2,494	122,263	4,490	8 decile
223,369	10,839	670	227,999	1,919	2,761	176,256	5,518	9 decile
376,322	8,122	304	291,975	766	2,122	355,098	4,611	10 decile

Note : 1) As of the end of the Year 2) Based on the resident place

3) While C.E. is based on estimated contribution S.E. is based on imposed contribution

4) Excluding contributions of the insured recently retired from the company and contributions imposed on the monthly incomes

제 1-8 표  
Table 1-8

시·군·구별 보험료  
Distribution of Contributions by decile

구 분	계 Total			직장 계 I.W. Sub_Total			
	세대수 Households	평균보험료 Average Contribution	적용인구 Population under	가입자 Insured	평균보험료 Average Contribution	적용인구 Population under	가입자 Insured
<b>총 계</b>	<b>896,137</b>	<b>113,814</b>	<b>1,535,170</b>	<b>598,745</b>	<b>133,811</b>	<b>1,069,186</b>	<b>551,110</b>
1분위	99,033	24,782	136,902	52,347	38,252	73,351	52,276
2분위	94,963	48,513	134,945	61,401	67,023	90,238	60,837
3분위	95,952	55,842	137,899	63,329	75,317	90,850	62,271
4분위	85,472	68,084	114,509	62,151	86,181	89,897	60,223
5분위	92,931	77,780	142,451	63,290	99,397	94,946	59,805
6분위	95,631	97,173	153,016	66,646	115,502	106,501	61,762
7분위	99,057	120,727	177,307	65,676	138,686	119,721	58,935
8분위	89,484	157,124	181,936	63,114	171,787	135,212	54,057
9분위	79,032	209,540	188,919	55,615	223,898	142,908	41,657
10분위	64,582	381,751	167,286	45,176	387,020	125,562	39,287
청 주 시 상 당 구	106,218	117,028	191,537	72,682	134,122	136,892	64,786
1분위	10,213	29,362	14,715	6,926	38,468	9,970	6,920
2분위	11,623	49,121	16,571	7,688	66,932	11,795	7,626
3분위	11,271	57,012	17,287	7,608	75,243	11,198	7,488
4분위	10,772	63,927	14,374	7,162	86,151	10,620	6,925
5분위	10,861	75,770	17,156	7,090	99,344	11,114	6,625
6분위	10,461	97,844	17,727	7,458	115,574	12,649	6,718
7분위	11,280	121,755	21,396	7,829	138,695	15,048	6,647
8분위	11,071	157,997	23,943	8,043	171,701	18,258	6,349
9분위	10,400	209,796	26,018	7,285	224,316	19,805	4,852
10분위	8,266	372,312	22,350	5,593	377,347	16,435	4,636
청 주 시 서 원 구	103,105	119,117	178,785	69,489	137,084	125,979	62,873
1분위	8,953	30,187	12,779	6,460	37,750	9,049	6,450
2분위	11,442	47,979	15,687	7,322	66,922	10,827	7,253
3분위	11,112	56,446	16,734	7,367	75,338	10,532	7,253
4분위	11,605	60,978	15,144	7,200	86,156	10,618	6,959
5분위	10,552	77,470	16,119	7,146	99,320	10,753	6,690
6분위	10,673	97,285	17,200	7,427	115,538	12,139	6,809
7분위	10,033	122,364	18,215	7,072	138,607	12,957	6,183
8분위	10,313	155,553	20,503	6,878	171,833	14,655	5,697
9분위	9,558	209,227	22,864	6,542	224,276	16,952	4,537
10분위	8,864	388,082	23,540	6,075	398,265	17,497	5,042
청 주 시 흥 덕 구	161,655	134,935	281,117	116,666	154,470	211,735	108,126
1분위	11,315	30,301	15,978	8,093	38,276	11,298	8,076
2분위	14,807	49,949	20,620	9,990	67,044	14,574	9,923
3분위	15,894	55,990	22,901	10,457	75,374	14,676	10,286
4분위	16,223	63,371	20,757	10,647	86,181	15,050	10,306
5분위	15,469	81,226	22,582	11,315	99,418	16,403	10,751
6분위	16,784	99,808	25,588	12,368	115,573	19,022	11,501
7분위	17,227	124,920	29,918	12,837	138,747	22,375	11,517
8분위	18,590	158,733	35,899	13,553	172,003	27,474	11,739
9분위	16,789	212,900	38,165	12,607	225,059	30,095	10,340
10분위	18,557	388,193	48,709	14,799	394,097	40,768	13,687
청 주 시 청 원 구	108,864	122,702	190,433	77,591	140,880	142,235	72,621
1분위	9,594	27,445	13,334	5,843	38,598	8,138	5,838
2분위	10,811	49,437	15,181	7,169	67,096	10,318	7,116
3분위	11,294	56,189	15,981	7,536	75,268	10,685	7,449
4분위	10,172	68,120	13,439	7,407	86,142	10,551	7,243
5분위	10,832	80,129	16,214	7,745	99,387	11,400	7,408
6분위	12,235	97,931	18,740	8,551	115,582	13,507	8,029
7분위	12,001	124,606	21,640	8,828	138,929	16,164	8,028
8분위	12,020	161,240	24,790	9,464	171,791	20,277	8,387
9분위	10,786	211,961	26,103	8,200	223,204	21,091	6,832
10분위	9,119	377,972	25,011	6,848	376,539	20,104	6,291
총 계 시	112,637	107,116	193,197	72,399	126,058	129,111	66,454
1분위	12,463	25,766	17,526	7,034	37,974	9,863	7,030
2분위	13,094	46,040	18,565	7,907	66,777	11,800	7,833
3분위	12,520	54,503	18,583	7,931	75,337	11,602	7,773
4분위	11,294	65,836	15,098	7,828	86,195	11,469	7,593
5분위	12,160	76,894	19,015	8,107	99,608	12,434	7,657
6분위	11,868	96,668	19,611	8,251	115,246	13,518	7,616
7분위	11,955	119,177	21,958	7,593	138,815	14,247	6,777
8분위	11,167	156,189	22,996	7,592	172,200	16,718	6,615
9분위	9,669	206,702	23,646	6,360	222,903	16,947	4,613
10분위	6,447	382,432	16,199	3,796	400,860	10,513	2,947

주 : 1) 연도말기준 2) 주민등록주소지기준  
3) 직장은산정보험료기준이며, 지역은분과보험료기준.  
4) 직장보험료는 임의계속가입자와 소득월액 대상자를 제외

# 분위별 현황 <계속>

## of Contribution in each District <Cont'd>

(단위 : 명, 원)

Unit : Person, Won

근로자 C.E.		공·교 G. & T.			지역 S.E.			Division
평균보험료 Average Contribution	적용인구 Population under	가입자 Insured	평균보험료 Average Contribution	적용인구 Population under	세대수 Households	평균보험료 Average Contribution	적용인구 Population under	
129,715	968,615	47,635	181,200	100,571	297,392	73,554	465,984	Chungbuk
38,247	73,248	71	41,629	103	46,686	9,680	63,551	1 decile
67,028	89,551	564	66,429	687	33,562	14,650	44,707	2 decile
75,302	89,520	1,058	76,219	1,330	32,623	18,037	47,049	3 decile
86,160	87,548	1,928	86,851	2,349	23,321	19,855	24,612	4 decile
99,379	90,452	3,485	99,709	4,494	29,641	31,623	47,505	5 decile
115,448	99,828	4,884	116,183	6,673	28,985	55,028	46,515	6 decile
138,613	108,783	6,741	139,322	10,938	33,381	85,394	57,586	7 decile
171,536	115,364	9,057	173,284	19,848	26,370	122,032	46,724	8 decile
223,022	104,050	13,958	226,513	38,858	23,417	175,441	46,011	9 decile
400,292	110,271	5,889	298,482	15,291	19,406	369,483	41,724	10 decile
127,957	119,593	7,896	184,703	17,299	33,536	79,981	54,645	Sangdang-gu
38,465	9,956	6	41,617	14	3,287	10,177	4,745	1 decile
66,936	11,724	62	66,406	71	3,935	14,322	4,776	2 decile
75,231	11,054	120	76,014	144	3,663	19,147	6,089	3 decile
86,114	10,332	237	87,243	288	3,610	19,836	3,754	4 decile
99,330	10,514	465	99,553	600	3,771	31,447	6,042	5 decile
115,517	11,625	740	116,094	1,024	3,003	53,812	5,078	6 decile
138,503	13,114	1,182	139,775	1,934	3,451	83,326	6,348	7 decile
171,252	14,475	1,694	173,384	3,783	3,028	121,596	5,685	8 decile
223,245	12,859	2,433	226,452	6,946	3,115	175,839	6,213	9 decile
394,378	13,940	957	294,840	2,495	2,673	361,777	5,915	10 decile
131,639	111,782	6,616	188,830	14,197	33,616	81,977	52,806	Seowon-gu
37,745	9,036	10	41,105	13	2,493	10,591	3,730	1 decile
66,931	10,742	69	65,968	85	4,120	14,312	4,860	2 decile
75,323	10,389	114	76,339	143	3,745	19,280	6,202	3 decile
86,116	10,326	241	87,319	292	4,405	19,823	4,526	4 decile
99,305	10,152	456	99,545	601	3,406	31,629	5,366	5 decile
115,455	11,299	618	116,457	840	3,246	55,522	5,061	6 decile
138,493	11,581	889	139,402	1,376	2,961	83,569	5,258	7 decile
171,496	12,054	1,181	173,458	2,601	3,435	122,955	5,848	8 decile
222,999	11,367	2,005	227,164	5,585	3,016	176,586	5,912	9 decile
417,786	14,836	1,033	302,980	2,661	2,789	365,902	6,043	10 decile
152,299	194,548	8,540	181,967	17,187	44,989	84,278	69,382	Heungdeok-gu
38,273	11,272	17	39,761	26	3,222	10,271	4,680	1 decile
67,048	14,484	67	66,389	90	4,817	14,495	6,046	2 decile
75,360	14,467	171	76,245	209	5,437	18,708	8,225	3 decile
86,163	14,642	341	86,719	408	5,576	19,819	5,707	4 decile
99,418	15,670	564	99,436	733	4,154	31,673	6,179	5 decile
115,504	17,874	867	116,488	1,148	4,416	55,654	6,566	6 decile
138,654	20,332	1,320	139,560	2,043	4,390	84,485	7,543	7 decile
171,932	23,793	1,814	172,464	3,681	5,037	123,027	8,425	8 decile
224,775	24,146	2,267	226,352	5,949	4,182	176,248	8,070	9 decile
401,349	37,868	1,112	304,839	2,900	3,758	364,941	7,941	10 decile
138,253	131,968	4,970	179,265	10,267	31,273	77,602	48,198	Cheongwon-gu
38,600	8,130	5	35,838	8	3,751	10,073	5,196	1 decile
67,102	10,254	53	66,317	64	3,642	14,676	4,863	2 decile
75,257	10,580	87	76,147	105	3,758	17,929	5,296	3 decile
86,121	10,348	164	87,088	203	2,765	19,841	2,888	4 decile
99,391	10,961	337	99,305	439	3,087	31,814	4,814	5 decile
115,507	12,802	522	116,731	705	3,684	56,961	5,233	6 decile
138,881	14,917	800	139,411	1,247	3,173	84,757	5,476	7 decile
171,630	18,026	1,077	173,046	2,251	2,556	122,170	4,513	8 decile
222,801	17,347	1,368	225,217	3,744	2,586	176,309	5,012	9 decile
383,498	18,603	557	297,934	1,501	2,271	382,295	4,907	10 decile
120,896	116,358	5,945	183,753	12,753	40,238	73,035	64,086	Chungju-si
37,973	9,857	4	40,970	6	5,429	9,948	7,663	1 decile
66,777	11,715	74	66,815	85	5,187	14,428	6,765	2 decile
75,337	11,400	158	75,375	202	4,589	18,496	6,981	3 decile
86,187	11,178	235	86,465	291	3,466	19,855	3,629	4 decile
99,575	11,853	450	100,171	581	4,053	31,460	6,581	5 decile
115,170	12,666	635	116,154	852	3,617	54,287	6,093	6 decile
138,801	12,884	816	138,929	1,363	4,362	84,995	7,711	7 decile
172,045	14,541	977	173,254	2,177	3,575	122,186	6,278	8 decile
221,029	12,002	1,747	227,854	4,945	3,309	175,563	6,699	9 decile
429,630	8,262	849	300,996	2,251	2,651	356,044	5,686	10 decile

Note : 1) As of the end of the Year 2) Based on the resident place

3) While C.E. is based on estimated contribution S.E. is based on imposed contribution

4) Excluding contributions of the insured recently retired from the company and contributions imposed on the monthly incomes

제 1-8 표  
Table 1-8

시·군·구별 보험료  
Distribution of Contributions by decile

구 분	계 Total			직장 계 I.W. Sub_Total			
	세대수 Households	평균보험료 Average Contribution	적용인구 Population under	가입자 Insured	평균보험료 Average Contribution	적용인구 Population under	가입자 Insured
제 천 시	69,373	101,480	117,776	42,927	122,358	76,416	38,972
1분위	9,244	25,479	12,872	5,037	38,520	7,103	5,028
2분위	8,370	43,822	11,704	4,708	66,747	7,230	4,688
3분위	7,810	55,393	11,792	5,044	75,387	7,418	4,956
4분위	7,121	63,320	9,557	4,672	86,110	6,990	4,505
5분위	7,484	72,898	11,799	4,564	99,195	7,039	4,203
6분위	6,897	94,216	11,472	4,468	115,577	7,414	4,031
7분위	6,947	119,893	12,750	4,600	138,525	8,543	4,079
8분위	5,656	153,878	11,629	3,657	171,485	8,070	2,992
9분위	5,931	207,466	14,492	3,835	225,334	10,344	2,663
10분위	3,913	364,184	9,709	2,342	368,924	6,265	1,827
보 은 군	15,807	84,022	26,233	8,514	110,954	14,706	7,759
1분위	3,779	17,888	5,058	1,193	37,157	1,667	1,193
2분위	1,707	48,873	2,660	1,119	66,528	1,737	1,100
3분위	1,674	55,181	2,348	1,105	75,171	1,678	1,079
4분위	1,080	81,348	1,627	1,001	86,165	1,508	960
5분위	1,641	69,733	2,765	929	99,193	1,520	865
6분위	1,628	86,434	2,805	860	115,190	1,438	806
7분위	1,659	108,088	3,087	723	138,761	1,391	660
8분위	1,175	149,241	2,455	661	171,579	1,475	541
9분위	951	205,361	2,220	596	224,333	1,526	310
10분위	513	373,801	1,208	327	360,617	766	245
옥 천 군	25,417	90,327	42,681	15,007	113,756	26,238	13,758
1분위	5,413	19,997	7,323	2,047	37,873	2,914	2,045
2분위	3,034	51,156	4,529	2,098	67,142	2,988	2,058
3분위	2,897	56,025	4,098	1,949	75,362	2,990	1,925
4분위	1,817	81,779	2,738	1,699	86,046	2,548	1,633
5분위	2,610	70,456	4,363	1,503	99,143	2,504	1,414
6분위	2,369	88,456	4,163	1,327	115,687	2,345	1,224
7분위	2,641	113,236	4,959	1,389	138,474	2,655	1,250
8분위	1,892	152,656	3,979	1,178	172,249	2,643	967
9분위	1,734	207,740	4,208	1,192	223,739	3,128	757
10분위	1,010	376,191	2,321	625	369,912	1,523	485
영 동 군	21,686	83,432	36,274	11,419	114,936	20,171	9,928
1분위	5,129	17,452	6,932	1,412	39,216	1,971	1,408
2분위	2,537	47,924	3,841	1,607	66,808	2,426	1,569
3분위	2,549	54,077	3,546	1,637	75,133	2,427	1,605
4분위	1,433	80,022	2,162	1,297	86,284	1,945	1,217
5분위	2,171	65,211	3,628	1,078	99,428	1,723	955
6분위	2,172	81,949	3,768	979	114,889	1,668	821
7분위	2,101	111,446	3,911	1,044	138,620	1,970	839
8분위	1,425	152,675	3,079	893	172,092	2,062	655
9분위	1,405	209,865	3,648	998	224,938	2,810	537
10분위	764	365,923	1,759	474	363,450	1,169	322
증 평 군	20,541	99,326	34,384	13,560	119,693	23,455	12,584
1분위	2,880	20,384	3,815	1,079	38,429	1,455	1,076
2분위	2,298	49,150	3,544	1,501	67,088	2,217	1,462
3분위	2,726	54,362	3,624	1,758	75,481	2,539	1,740
4분위	1,547	83,515	2,269	1,485	86,150	2,184	1,442
5분위	2,166	77,502	3,464	1,473	99,153	2,279	1,384
6분위	2,215	99,015	3,634	1,623	115,548	2,637	1,494
7분위	2,574	121,222	4,628	1,730	138,433	3,198	1,574
8분위	1,877	157,630	3,905	1,385	170,738	2,990	1,209
9분위	1,438	207,966	3,468	1,007	222,433	2,587	765
10분위	820	362,282	2,033	519	359,749	1,369	438
진 천 군	55,605	111,417	93,123	39,321	126,176	67,604	37,608
1분위	5,559	21,996	7,350	2,393	38,486	3,227	2,391
2분위	5,283	51,190	7,776	3,624	67,593	5,045	3,616
3분위	5,772	55,459	7,446	3,839	75,330	5,324	3,799
4분위	4,589	83,401	6,477	4,394	86,200	6,202	4,277
5분위	6,103	84,858	9,164	4,778	99,529	7,008	4,630
6분위	7,049	103,596	11,134	5,655	115,856	8,815	5,424
7분위	8,249	121,137	14,301	5,292	138,666	9,670	5,058
8분위	6,198	159,113	12,900	4,639	171,684	10,071	4,309
9분위	4,278	208,253	10,503	3,100	221,595	8,159	2,618
10분위	2,525	386,266	6,072	1,607	378,625	4,083	1,486

주 : 1) 연도말기준 2) 주민등록주소지기준  
3) 직장=산정보험료기준이며, 지역은분과보험료기준.  
4) 직장보험료는 임의계속가입자와 소득월액 대상자를 제외

# 분위별 현황 <계속> of Contribution in each District <Cont'd>

(단위 : 명, 원)  
Unit : Person, Won

근로자 C.E.		공·교 G. & T.			지역 S.E.			Division
평균보험료 Average Contribution	적용인구 Population under	가입자 Insured	평균보험료 Average Contribution	적용인구 Population under	세대수 Households	평균보험료 Average Contribution	적용인구 Population under	
116,404	68,198	3,955	181,031	8,218	26,446	67,591	41,360	Jecheon-si
38,512	7,091	9	43,148	12	4,207	9,864	5,769	1 decile
66,745	7,203	20	67,409	27	3,662	14,348	4,474	2 decile
75,373	7,305	88	76,183	113	2,766	18,932	4,374	3 decile
86,110	6,774	167	86,123	216	2,449	19,843	2,567	4 decile
99,098	6,609	361	100,319	430	2,920	31,797	4,760	5 decile
115,553	6,825	437	115,793	589	2,429	54,926	4,058	6 decile
138,431	7,676	521	139,264	867	2,347	83,376	4,207	7 decile
171,039	6,599	665	173,492	1,471	1,999	121,668	3,559	8 decile
224,455	7,136	1,172	227,331	3,208	2,096	174,773	4,148	9 decile
389,733	4,980	515	295,105	1,285	1,571	357,116	3,444	10 decile
104,009	13,030	755	182,325	1,676	7,293	52,581	11,527	Boeun-gun
37,157	1,667	0	0	0	2,586	8,999	3,391	1 decile
66,540	1,709	19	65,821	28	588	15,276	923	2 decile
75,126	1,643	26	77,040	35	569	16,361	670	3 decile
86,116	1,458	41	87,322	50	79	20,308	119	4 decile
99,174	1,440	64	99,450	80	712	31,295	1,245	5 decile
115,119	1,367	54	116,263	71	768	54,233	1,367	6 decile
138,618	1,276	63	140,258	115	936	84,396	1,696	7 decile
170,808	1,173	120	175,056	302	514	120,513	980	8 decile
222,094	732	286	226,760	794	355	173,509	694	9 decile
385,467	565	82	286,369	201	186	396,978	442	10 decile
107,582	23,471	1,249	181,764	2,767	10,410	56,553	16,443	Okcheon-gun
37,869	2,912	2	42,075	2	3,366	9,126	4,409	1 decile
67,113	2,947	40	68,638	41	936	15,325	1,541	2 decile
75,341	2,958	24	77,056	32	948	16,271	1,108	3 decile
86,007	2,469	66	87,009	79	118	20,342	190	4 decile
99,138	2,390	89	99,212	114	1,107	31,508	1,859	5 decile
115,713	2,200	103	115,370	145	1,042	53,777	1,818	6 decile
138,567	2,431	139	137,636	224	1,252	85,237	2,304	7 decile
171,587	2,154	211	175,282	489	714	120,331	1,336	8 decile
221,104	1,841	435	228,326	1,287	542	172,553	1,080	9 decile
393,288	1,169	140	288,931	354	385	386,384	798	10 decile
106,053	16,782	1,491	174,086	3,389	10,267	48,393	16,103	Yeongdong-gun
39,195	1,967	4	46,675	4	3,717	9,184	4,961	1 decile
66,831	2,385	38	65,862	41	930	15,294	1,415	2 decile
75,119	2,378	32	75,868	49	912	16,282	1,119	3 decile
86,182	1,845	80	87,834	100	136	20,304	217	4 decile
99,385	1,566	123	99,760	157	1,093	31,463	1,905	5 decile
114,851	1,438	158	115,086	230	1,193	54,917	2,100	6 decile
138,564	1,574	205	138,847	396	1,057	84,606	1,941	7 decile
171,979	1,452	238	172,405	610	532	120,082	1,017	8 decile
224,576	1,400	461	225,359	1,410	407	172,905	838	9 decile
399,684	777	152	286,692	392	290	369,964	590	10 decile
116,151	21,529	976	165,366	1,926	6,981	59,764	10,929	Jeungpyeong-gun
38,389	1,452	3	53,010	3	1,801	9,572	2,360	1 decile
67,127	2,163	39	65,642	54	797	15,366	1,327	2 decile
75,469	2,518	18	76,610	21	968	16,007	1,085	3 decile
86,139	2,133	43	86,517	51	62	20,398	85	4 decile
99,141	2,171	89	99,339	108	693	31,483	1,185	5 decile
115,506	2,463	129	116,037	174	592	53,688	997	6 decile
138,431	2,944	156	138,452	254	844	85,945	1,430	7 decile
170,460	2,613	176	172,649	377	492	120,729	915	8 decile
221,543	1,895	242	225,250	692	431	174,164	881	9 decile
373,140	1,177	81	287,337	192	301	366,650	664	10 decile
124,255	63,979	1,713	168,360	3,625	16,284	75,779	25,519	Jincheon-gun
38,481	3,225	2	45,045	2	3,166	9,532	4,123	1 decile
67,598	5,037	8	65,294	8	1,659	15,360	2,731	2 decile
75,325	5,267	40	75,830	57	1,933	15,994	2,122	3 decile
86,201	6,061	117	86,166	141	195	20,325	275	4 decile
99,510	6,806	148	100,105	202	1,325	31,955	2,156	5 decile
115,827	8,457	231	116,550	358	1,394	53,862	2,319	6 decile
138,670	9,278	234	138,577	392	2,957	89,766	4,631	7 decile
171,410	9,257	330	175,260	814	1,559	121,707	2,829	8 decile
221,336	6,834	482	222,998	1,325	1,178	173,144	2,344	9 decile
385,776	3,757	121	290,810	326	918	399,640	1,989	10 decile

Note : 1) As of the end of the Year 2) Based on the resident place

3) While C.E. is based on estimated contribution S.E. is based on imposed contribution

4) Excluding contributions of the insured recently retired from the company and contributions imposed on the monthly incomes

제 1-8 표  
Table 1-8

시·군·구별 보험료  
Distribution of Contributions by decile

구 분	계 Total			직장 계 I.W. Sub_Total			
	세대수 Households	평균보험료 Average Contribution	적용인구 Population under	가입자 Insured	평균보험료 Average Contribution	적용인구 Population under	가입자 Insured
과 산 군	18,956	86,329	29,960	10,011	111,049	16,195	8,962
1분위	4,028	18,649	5,290	1,335	37,701	1,839	1,333
2분위	2,029	49,284	2,940	1,334	66,998	1,897	1,304
3분위	2,037	54,388	2,728	1,314	75,376	1,880	1,262
4분위	1,445	80,588	2,083	1,325	86,055	1,918	1,279
5분위	2,017	68,278	3,217	1,094	99,088	1,684	997
6분위	2,012	84,409	3,185	982	115,142	1,485	891
7분위	2,099	105,683	3,684	816	138,647	1,460	703
8분위	1,400	145,637	2,695	703	171,294	1,379	530
9분위	1,178	203,625	2,567	695	224,362	1,683	355
10분위	711	367,023	1,571	413	358,298	970	308
읍 성 군	61,831	103,697	96,372	41,208	119,292	64,940	39,782
1분위	7,389	19,760	9,893	2,644	38,171	3,658	2,640
2분위	6,458	50,988	9,174	4,401	67,645	6,040	4,368
3분위	6,706	57,172	8,577	4,659	75,254	6,300	4,604
4분위	5,398	83,336	7,368	5,148	86,396	7,002	5,053
5분위	7,253	83,597	10,433	5,551	99,514	7,695	5,407
6분위	7,848	100,416	11,685	5,912	115,275	8,651	5,736
7분위	8,809	118,229	14,214	5,168	138,341	8,668	4,994
8분위	5,615	155,259	11,009	3,819	170,985	7,751	3,596
9분위	3,890	204,467	8,590	2,511	221,134	5,976	2,111
10분위	2,465	405,734	5,429	1,395	404,763	3,199	1,273
단 양 군	14,442	89,192	23,298	7,951	117,886	13,509	6,897
1분위	3,074	17,521	4,037	851	39,487	1,199	848
2분위	1,470	47,944	2,153	933	66,718	1,344	921
3분위	1,690	55,551	2,254	1,125	75,254	1,601	1,052
4분위	976	80,171	1,416	886	86,245	1,292	831
5분위	1,612	70,129	2,532	917	99,349	1,390	819
6분위	1,420	87,827	2,304	785	115,073	1,213	662
7분위	1,482	111,777	2,646	755	138,694	1,375	626
8분위	1,085	150,974	2,154	649	171,812	1,389	471
9분위	1,025	208,263	2,427	687	224,615	1,805	367
10분위	608	346,972	1,375	363	353,786	901	300
총 남	1,193,753	116,964	2,082,438	773,145	139,985	1,419,967	715,416
1분위	144,733	23,372	199,501	71,326	37,693	100,256	71,187
2분위	118,456	49,118	171,274	78,020	66,884	114,336	76,876
3분위	117,347	54,501	166,579	75,022	75,332	108,061	73,715
4분위	100,577	68,318	135,357	73,443	86,218	106,256	70,972
5분위	115,578	75,431	177,570	74,654	99,406	111,698	70,390
6분위	124,435	94,300	199,636	80,370	115,543	129,139	74,340
7분위	137,398	118,580	242,754	84,195	138,698	152,502	75,771
8분위	124,820	155,755	251,155	84,013	171,941	179,866	73,676
9분위	113,405	210,257	270,300	81,486	224,152	206,610	65,282
10분위	97,004	382,744	268,312	70,616	385,784	211,243	63,207
천 안 시 동 남 구	149,570	116,655	257,550	99,538	132,975	178,009	93,884
1분위	13,449	28,628	19,246	8,763	38,543	12,470	8,741
2분위	15,470	49,742	21,546	10,439	66,714	15,126	10,379
3분위	15,385	55,830	22,647	10,087	75,344	14,450	9,919
4분위	15,438	63,671	20,099	10,205	86,151	14,655	9,989
5분위	15,589	77,826	23,725	10,620	99,388	15,901	10,248
6분위	16,726	95,527	26,501	11,094	115,486	17,914	10,552
7분위	16,244	121,369	29,123	11,070	138,519	20,148	10,203
8분위	16,350	155,719	32,989	10,974	171,610	23,800	9,874
9분위	13,970	208,249	33,344	9,457	223,673	24,232	7,947
10분위	10,949	384,860	28,330	6,829	394,507	19,313	6,032
천 안 시 서 북 구	239,051	134,809	423,187	170,290	154,886	317,634	160,658
1분위	16,543	30,579	23,458	11,884	38,638	16,658	11,860
2분위	20,844	51,211	28,949	14,574	66,946	20,841	14,466
3분위	21,891	56,517	31,326	14,614	75,403	20,257	14,337
4분위	25,107	60,899	31,417	15,519	86,280	21,656	15,092
5분위	23,769	79,167	34,727	16,647	99,442	24,011	15,953
6분위	26,392	97,134	40,412	18,174	115,541	28,670	17,291
7분위	26,567	124,434	46,512	19,426	138,727	34,694	17,910
8분위	26,003	159,274	51,980	19,234	172,137	40,716	17,322
9분위	25,891	213,352	61,200	19,962	224,591	49,467	17,597
10분위	26,044	402,018	73,206	20,256	407,557	60,664	18,830

주 : 1) 연도말기준 2) 주민등록주소지기준  
3) 직장은산정보험료기준이며, 지역은분과보험료기준.  
4) 직장보험료는 임의계속가입자와 소득월액 대상자를 제외



# 분위별 현황 <계속> of Contribution in each District <Cont'd>

(단위 : 명, 원)  
Unit : Person, Won

근로자 C.E.		공·교 G. & T.			지역 S.E.			Division
평균보험료 Average Contribution	적용인구 Population under	가입자 Insured	평균보험료 Average Contribution	적용인구 Population under	세대수 Households	평균보험료 Average Contribution	적용인구 Population under	
103,559	13,968	1,049	175,034	2,227	8,945	58,663	13,765	Goesan-gun
37,718	1,836	2	26,155	3	2,693	9,204	3,451	1 decile
67,051	1,858	30	64,661	39	695	15,285	1,043	2 decile
75,284	1,825	52	77,619	55	723	16,245	848	3 decile
86,033	1,864	46	86,652	54	120	20,228	165	4 decile
99,105	1,555	97	98,912	129	923	31,760	1,533	5 decile
115,106	1,352	91	115,494	133	1,030	55,107	1,700	6 decile
138,551	1,243	113	139,245	217	1,283	84,718	2,224	7 decile
170,759	990	173	172,935	389	697	119,759	1,316	8 decile
222,246	741	340	226,570	942	483	173,786	884	9 decile
380,427	704	105	293,385	266	298	379,116	601	10 decile
117,574	62,071	1,426	167,214	2,869	20,623	72,537	31,432	Eumseong-gun
38,167	3,653	4	40,875	5	4,745	9,500	6,235	1 decile
67,657	6,005	33	66,117	35	2,057	15,351	3,134	2 decile
75,239	6,222	55	76,476	78	2,047	16,016	2,277	3 decile
86,379	6,886	95	87,291	116	250	20,321	366	4 decile
99,493	7,511	144	100,306	184	1,702	31,685	2,738	5 decile
115,252	8,409	176	116,053	242	1,936	55,041	3,034	6 decile
138,327	8,397	174	138,744	271	3,641	89,683	5,546	7 decile
170,754	7,266	223	174,711	485	1,796	121,819	3,258	8 decile
220,241	4,838	400	225,848	1,138	1,379	174,119	2,614	9 decile
415,830	2,884	122	289,285	315	1,070	407,001	2,230	10 decile
110,625	11,338	1,054	165,401	2,171	6,491	54,045	9,789	Danyang-gun
39,447	1,194	3	50,610	5	2,223	9,112	2,838	1 decile
66,676	1,325	12	69,907	19	537	15,326	809	2 decile
75,148	1,514	73	76,782	87	565	16,320	653	3 decile
86,245	1,232	55	86,245	60	90	20,375	124	4 decile
99,269	1,254	98	100,017	136	695	31,575	1,142	5 decile
115,156	1,051	123	114,625	162	635	54,145	1,091	6 decile
138,478	1,136	129	139,745	239	727	83,822	1,271	7 decile
171,169	971	178	173,512	418	436	119,957	765	8 decile
224,052	912	320	225,261	893	338	175,028	622	9 decile
367,757	749	63	287,259	152	245	336,877	474	10 decile
<b>136,723</b>	<b>1,301,345</b>	<b>57,729</b>	<b>180,408</b>	<b>118,622</b>	<b>420,608</b>	<b>74,648</b>	<b>662,471</b>	<b>Chungnam</b>
37,681	100,049	139	43,708	207	73,407	9,457	99,245	1 decile
66,881	112,948	1,144	67,079	1,388	40,436	14,840	56,938	2 decile
75,319	106,439	1,307	76,068	1,622	42,325	17,577	58,518	3 decile
86,188	103,240	2,471	87,075	3,016	27,134	19,870	29,101	4 decile
99,359	106,248	4,264	100,184	5,450	40,924	31,695	65,872	5 decile
115,524	120,974	6,030	115,774	8,165	44,065	55,554	70,497	6 decile
138,636	139,023	8,424	139,253	13,479	53,203	86,744	90,252	7 decile
171,820	157,705	10,337	172,804	22,161	40,807	122,433	71,289	8 decile
223,416	162,652	16,204	227,115	43,958	31,919	174,784	63,690	9 decile
395,366	192,067	7,409	304,034	19,176	26,388	374,609	57,069	10 decile
129,878	166,496	5,654	184,400	11,513	50,032	84,185	79,541	Dongnam-gu
38,532	12,442	22	43,119	28	4,686	10,087	6,776	1 decile
66,701	15,049	60	69,029	77	5,031	14,526	6,420	2 decile
75,337	14,240	168	75,756	210	5,298	18,676	8,197	3 decile
86,145	14,387	216	86,420	268	5,233	19,832	5,444	4 decile
99,355	15,399	372	100,288	502	4,969	31,744	7,824	5 decile
115,446	17,174	542	116,266	740	5,632	56,210	8,587	6 decile
138,494	18,811	867	138,811	1,337	5,174	84,675	8,975	7 decile
171,472	21,514	1,100	172,855	2,286	5,376	123,281	9,189	8 decile
223,202	20,223	1,510	226,152	4,009	4,513	175,929	9,112	9 decile
404,555	17,257	797	318,458	2,056	4,120	368,870	9,017	10 decile
153,077	298,277	9,632	185,060	19,357	68,761	85,088	105,553	Seobuk-gu
38,632	16,622	24	41,647	36	4,659	10,022	6,800	1 decile
66,936	20,718	108	68,197	123	6,270	14,639	8,108	2 decile
75,386	19,946	277	76,282	311	7,277	18,588	11,069	3 decile
86,262	21,139	427	86,902	517	9,588	19,818	9,761	4 decile
99,413	23,109	694	100,112	902	7,122	31,777	10,716	5 decile
115,516	27,469	883	116,021	1,201	8,218	56,427	11,742	6 decile
138,649	32,345	1,516	139,648	2,349	7,141	85,554	11,818	7 decile
172,085	36,827	1,912	172,612	3,889	6,769	122,724	11,264	8 decile
224,466	43,239	2,365	225,522	6,228	5,929	175,514	11,733	9 decile
413,521	56,863	1,426	328,802	3,801	5,788	382,632	12,542	10 decile

Note : 1) As of the end of the Year 2) Based on the resident place

3) While C.E. is based on estimated contribution S.E. is based on imposed contribution

4) Excluding contributions of the insured recently retired from the company and contributions imposed on the monthly incomes

제 1-8 표  
Table 1-8

시·군·구별 보험료  
Distribution of Contributions by decile

구 분	계 Total			직장 계 I.W. Sub_Total			
	세대수 Households	평균보험료 Average Contribution	적용인구 Population under	가입자 Insured	평균보험료 Average Contribution	적용인구 Population under	가입자 Insured
공 주 시	53,494	99,205	89,432	31,415	118,178	54,314	28,099
1분위	8,346	22,910	11,503	4,118	36,874	5,783	4,103
2분위	6,213	46,293	8,709	3,801	66,409	5,588	3,734
3분위	5,850	55,813	8,786	3,844	75,460	5,786	3,739
4분위	5,119	65,852	6,932	3,556	86,073	5,299	3,440
5분위	5,298	71,794	8,399	3,163	99,024	4,921	2,963
6분위	5,137	89,652	8,432	2,949	115,267	4,783	2,669
7분위	5,458	114,380	9,961	3,008	138,627	5,608	2,585
8분위	4,621	150,556	9,306	2,715	170,958	5,844	2,217
9분위	4,385	204,082	10,044	2,609	224,422	6,588	1,603
10분위	3,067	361,465	7,360	1,652	358,570	4,114	1,046
보 령 시	52,044	100,565	87,305	30,510	124,643	53,882	27,379
1분위	8,263	21,841	11,516	3,630	37,865	5,224	3,618
2분위	6,203	46,026	8,760	3,748	66,652	5,623	3,606
3분위	5,368	54,901	7,935	3,449	75,267	5,047	3,407
4분위	4,373	67,274	6,034	3,129	86,117	4,657	2,966
5분위	5,051	70,323	7,794	2,885	99,523	4,334	2,631
6분위	5,454	89,513	8,853	3,078	115,307	4,994	2,748
7분위	5,428	115,383	9,786	3,051	138,752	5,553	2,605
8분위	4,756	152,116	9,298	2,904	171,212	6,268	2,393
9분위	4,043	208,202	9,482	2,675	225,268	6,783	1,828
10분위	3,105	368,446	7,847	1,961	367,862	5,399	1,577
아 산 시	206,390	129,976	373,583	142,794	150,651	273,649	134,015
1분위	17,826	26,301	24,755	10,399	37,994	14,494	10,380
2분위	18,676	49,924	26,928	12,562	66,981	18,049	12,483
3분위	19,223	52,521	26,339	11,706	75,250	16,506	11,539
4분위	15,368	72,539	20,762	12,200	86,212	17,353	11,865
5분위	19,231	79,311	29,167	13,486	99,418	19,991	12,877
6분위	22,414	98,302	35,037	15,843	115,706	25,164	14,853
7분위	26,429	121,164	45,917	17,023	138,574	30,768	15,596
8분위	24,596	155,913	48,826	16,356	171,971	35,058	14,571
9분위	21,830	212,762	53,301	16,725	224,148	43,048	14,288
10분위	20,797	379,373	62,551	16,494	378,829	53,218	15,563
서 산 시	96,122	128,513	173,033	64,530	154,043	122,585	59,731
1분위	11,138	24,457	15,481	6,097	36,600	8,495	6,092
2분위	8,868	46,697	12,904	5,447	66,790	8,100	5,314
3분위	8,585	53,010	12,243	5,253	75,300	7,556	5,161
4분위	6,849	66,071	9,120	4,760	86,351	6,886	4,570
5분위	8,261	74,546	12,637	5,227	99,469	7,747	4,864
6분위	9,296	95,566	14,721	6,216	115,626	9,651	5,656
7분위	11,533	121,865	20,426	7,840	139,181	13,918	7,124
8분위	11,952	159,399	24,286	8,871	172,312	18,928	8,049
9분위	9,390	210,695	21,731	6,707	224,870	16,412	5,322
10분위	10,250	386,882	29,484	8,112	392,041	24,892	7,579
논 산 시	57,523	88,918	95,247	32,049	111,104	55,467	29,461
1분위	10,667	19,787	14,654	4,210	35,949	5,963	4,202
2분위	7,089	47,008	10,364	4,366	67,131	6,635	4,332
3분위	6,491	54,416	9,761	4,145	75,174	6,293	4,094
4분위	5,199	70,011	7,428	3,930	86,193	5,989	3,796
5분위	5,802	71,583	9,538	3,417	99,436	5,448	3,203
6분위	5,299	90,187	9,349	3,122	115,235	5,462	2,855
7분위	6,535	110,805	11,181	2,880	138,499	5,481	2,568
8분위	4,537	150,331	9,244	2,604	171,239	5,691	2,221
9분위	3,651	203,494	8,500	2,159	223,688	5,469	1,347
10분위	2,253	359,942	5,228	1,216	360,798	3,036	843
계 룡 시	19,502	106,700	34,557	13,181	118,770	24,076	11,541
1분위	2,905	26,671	4,060	1,824	36,845	2,633	1,819
2분위	2,175	51,968	3,475	1,557	66,548	2,409	1,526
3분위	2,411	58,015	3,485	1,700	75,338	2,600	1,648
4분위	1,594	79,821	2,455	1,444	86,025	2,283	1,359
5분위	1,890	76,258	3,012	1,244	99,475	1,950	1,123
6분위	1,783	95,721	3,056	1,209	115,446	2,084	1,052
7분위	1,919	117,089	3,706	1,158	138,200	2,355	962
8분위	1,768	154,943	3,887	1,176	172,186	2,750	872
9분위	1,838	205,482	4,453	1,166	223,049	3,131	680
10분위	1,219	354,504	2,968	703	364,830	1,881	500

주 : 1) 연도말기준 2) 주민등록주소지기준  
3) 직장은산정보험료기준이며, 지역은부과보험료기준.  
4) 직장보험료는 임의계속가입자와 소득월액 대상자를 제외

# 분위별 현황 <계속> of Contribution in each District <Cont'd>

(단위 : 명, 원)  
Unit : Person, Won

근로자 C.E.		공·교 G. & T.			지역 S.E.			Division
평균보험료 Average Contribution	적용인구 Population under	가입자 Insured	평균보험료 Average Contribution	적용인구 Population under	세대수 Households	평균보험료 Average Contribution	적용인구 Population under	
109,703	47,156	3,316	189,998	7,158	22,079	72,208	35,118	Gongju-si
36,843	5,759	15	45,462	24	4,228	9,309	5,720	1 decile
66,445	5,511	67	64,386	77	2,412	14,594	3,121	2 decile
75,466	5,655	105	75,268	131	2,006	18,163	3,000	3 decile
86,037	5,163	116	87,144	136	1,563	19,848	1,633	4 decile
98,973	4,678	200	99,785	243	2,135	31,453	3,478	5 decile
115,190	4,399	280	116,001	384	2,188	55,127	3,649	6 decile
138,573	4,862	423	138,958	746	2,450	84,610	4,353	7 decile
170,597	4,651	498	172,566	1,193	1,906	121,494	3,462	8 decile
222,175	3,852	1,006	228,003	2,736	1,776	174,202	3,456	9 decile
393,745	2,626	606	297,857	1,488	1,415	364,844	3,246	10 decile
118,906	47,693	3,131	174,808	6,189	21,534	66,452	33,423	Boryeong-si
37,827	5,208	12	49,553	16	4,633	9,286	6,292	1 decile
66,714	5,456	142	65,071	167	2,455	14,537	3,137	2 decile
75,266	4,999	42	75,346	48	1,919	18,299	2,888	3 decile
86,032	4,457	163	87,666	200	1,244	19,879	1,377	4 decile
99,435	4,003	254	100,437	331	2,166	31,431	3,460	5 decile
115,265	4,549	330	115,658	445	2,376	56,098	3,859	6 decile
138,769	4,852	446	138,654	701	2,377	85,388	4,233	7 decile
171,119	5,179	511	171,649	1,089	1,852	122,173	3,030	8 decile
222,910	4,540	847	230,358	2,243	1,368	174,830	2,699	9 decile
386,611	4,450	384	290,865	949	1,144	369,447	2,448	10 decile
148,820	255,861	8,779	178,605	17,788	63,596	83,553	99,934	Asan-si
37,982	14,469	19	44,593	25	7,427	9,929	10,261	1 decile
66,972	17,955	79	68,359	94	6,114	14,879	8,879	2 decile
75,231	16,305	167	76,604	201	7,517	17,124	9,833	3 decile
86,200	16,939	335	86,641	414	3,168	19,881	3,409	4 decile
99,385	19,213	609	100,120	778	5,745	32,111	9,176	5 decile
115,697	23,821	990	115,841	1,343	6,571	56,341	9,873	6 decile
138,487	28,485	1,427	139,533	2,283	9,406	89,655	15,149	7 decile
171,937	31,360	1,785	172,249	3,698	8,240	124,039	13,768	8 decile
223,797	36,549	2,437	226,207	6,499	5,105	175,458	10,253	9 decile
383,088	50,765	931	307,639	2,453	4,303	381,460	9,333	10 decile
152,247	113,034	4,799	176,402	9,551	31,592	76,365	50,448	Seosan-si
36,595	8,488	5	42,642	7	5,041	9,770	6,986	1 decile
66,795	7,944	133	66,580	156	3,421	14,705	4,804	2 decile
75,301	7,438	92	75,229	118	3,332	17,871	4,687	3 decile
86,326	6,654	190	86,949	232	2,089	19,862	2,234	4 decile
99,379	7,315	363	100,668	432	3,034	31,608	4,890	5 decile
115,638	8,926	560	115,510	725	3,080	55,082	5,070	6 decile
139,198	12,815	716	139,017	1,103	3,693	85,104	6,508	7 decile
172,339	17,220	822	172,041	1,708	3,081	122,220	5,358	8 decile
223,750	12,657	1,385	229,176	3,755	2,683	175,259	5,319	9 decile
399,233	23,577	533	289,778	1,315	2,138	367,305	4,592	10 decile
104,764	49,950	2,588	183,271	5,517	25,474	61,005	39,780	Nonsan-si
35,935	5,949	8	43,170	14	6,457	9,249	8,691	1 decile
67,139	6,592	34	66,067	43	2,723	14,744	3,729	2 decile
75,156	6,232	51	76,553	61	2,346	17,741	3,468	3 decile
86,151	5,836	134	87,358	153	1,269	19,897	1,439	4 decile
99,397	5,158	214	100,016	290	2,385	31,679	4,090	5 decile
115,220	5,097	267	115,399	365	2,177	54,266	3,887	6 decile
138,349	4,946	312	139,731	535	3,655	88,983	5,700	7 decile
170,757	4,800	383	174,030	891	1,933	122,166	3,553	8 decile
221,053	3,286	812	228,058	2,183	1,492	174,273	3,031	9 decile
391,785	2,054	373	290,766	982	1,037	358,939	2,192	10 decile
110,284	20,517	1,640	178,493	3,559	6,321	81,530	10,481	Gyerong-si
36,822	2,624	5	45,146	9	1,081	9,503	1,427	1 decile
66,546	2,366	31	66,624	43	618	15,237	1,066	2 decile
75,300	2,530	52	76,549	70	711	16,594	885	3 decile
85,965	2,171	85	86,982	112	150	20,103	172	4 decile
99,432	1,775	121	99,875	175	646	31,549	1,062	5 decile
115,457	1,859	157	115,372	225	574	54,175	972	6 decile
137,804	2,006	196	140,140	349	761	84,965	1,351	7 decile
171,480	2,042	304	174,211	708	592	120,690	1,137	8 decile
221,992	1,790	486	224,529	1,341	672	175,000	1,322	9 decile
394,318	1,354	203	292,199	527	516	340,435	1,087	10 decile

Note : 1) As of the end of the Year 2) Based on the resident place

3) While C.E. is based on estimated contribution S.E. is based on imposed contribution

4) Excluding contributions of the insured recently retired from the company and contributions imposed on the monthly incomes

제 1-8 표  
Table 1-8

시·군·구별 보험료  
Distribution of Contributions by decile

구 분	계 Total			직장 계 I.W. Sub_Total			
	세대수 Households	평균보험료 Average Contribution	적용인구 Population under	가입자 Insured	평균보험료 Average Contribution	적용인구 Population under	가입자 Insured
당진시	97,982	125,302	174,989	65,538	147,951	124,047	61,986
1분위	10,495	23,715	14,007	5,272	37,763	7,036	5,260
2분위	9,059	48,707	12,839	5,879	66,940	8,372	5,818
3분위	8,595	52,318	11,417	5,181	75,480	7,001	5,125
4분위	7,064	71,436	9,471	5,481	86,320	7,746	5,318
5분위	8,857	75,872	13,181	5,777	99,466	8,385	5,497
6분위	9,400	97,121	15,016	6,529	115,840	10,240	6,106
7분위	11,282	118,762	19,389	6,910	138,866	12,135	6,336
8분위	11,895	157,134	23,507	8,232	172,591	17,177	7,563
9분위	12,178	211,243	29,363	9,314	222,839	23,754	8,338
10분위	9,157	356,723	26,799	6,963	352,261	22,201	6,625
금산군	26,822	84,778	44,382	13,830	112,286	24,344	12,608
1분위	5,971	18,021	8,120	1,909	36,604	2,784	1,909
2분위	3,110	49,553	4,772	2,052	67,210	3,093	2,019
3분위	3,102	54,736	4,386	2,030	75,058	3,120	1,974
4분위	1,666	79,406	2,635	1,497	86,077	2,387	1,435
5분위	2,624	66,566	4,331	1,360	99,270	2,206	1,229
6분위	3,009	81,408	4,906	1,265	115,164	2,221	1,123
7분위	2,761	106,107	4,849	1,002	138,420	1,866	876
8분위	1,918	149,451	3,998	1,070	172,396	2,372	887
9분위	1,670	205,896	4,099	1,051	225,831	2,832	686
10분위	991	370,372	2,286	594	374,926	1,463	470
부여군	29,434	83,915	49,376	15,156	114,448	26,550	13,327
1분위	6,990	16,885	9,458	1,897	38,197	2,777	1,896
2분위	3,281	49,414	5,210	2,155	67,236	3,318	2,120
3분위	3,430	55,137	4,842	2,258	75,305	3,437	2,222
4분위	1,998	79,467	3,092	1,794	86,192	2,774	1,654
5분위	2,949	66,050	4,980	1,512	99,246	2,458	1,376
6분위	2,660	82,745	4,774	1,248	115,264	2,108	1,068
7분위	3,038	106,889	5,618	1,202	138,823	2,210	938
8분위	2,127	148,809	4,396	1,179	172,139	2,585	911
9분위	1,810	205,463	4,259	1,156	223,821	2,966	644
10분위	1,151	359,579	2,747	755	357,745	1,917	498
서천군	24,727	87,393	40,676	12,789	117,830	22,229	11,483
1분위	6,060	16,978	8,026	1,654	38,100	2,330	1,653
2분위	2,697	49,225	4,055	1,767	67,085	2,627	1,753
3분위	2,586	55,413	3,636	1,714	75,275	2,558	1,695
4분위	1,565	79,516	2,340	1,406	86,210	2,083	1,321
5분위	2,361	65,997	3,826	1,213	99,006	1,851	1,118
6분위	2,196	85,613	3,832	1,141	115,281	1,944	1,003
7분위	2,883	108,319	5,012	1,164	138,357	2,205	1,045
8분위	1,696	150,098	3,502	979	171,856	2,132	792
9분위	1,611	208,700	3,841	1,075	226,401	2,766	621
10분위	1,072	383,102	2,606	676	371,047	1,733	482
청양군	15,294	86,652	25,151	8,370	111,929	14,213	7,350
1분위	3,580	18,961	4,851	1,243	37,697	1,807	1,241
2분위	1,660	52,107	2,538	1,176	67,252	1,766	1,125
3분위	1,627	54,277	2,226	1,048	75,284	1,540	1,009
4분위	986	79,681	1,498	887	86,304	1,338	821
5분위	1,405	67,945	2,267	751	99,637	1,173	664
6분위	1,530	87,494	2,605	835	115,157	1,331	739
7분위	1,776	108,787	3,176	780	138,036	1,373	678
8분위	1,135	148,832	2,313	640	171,099	1,368	476
9분위	1,045	204,840	2,470	667	224,130	1,706	365
10분위	550	360,894	1,207	343	343,439	811	232

주 : 1) 연도말기준 2) 주민등록주소지기준  
 3) 직장은산정보험료기준이며, 지역은부과보험료기준.  
 4) 직장보험료는 임의계속가입자와 소득월액 대상자를 제외

# 분위별 현황 <계속>

## of Contribution in each District <Cont'd>

(단위 : 명, 원)

Unit : Person, Won

근로자 C.E.		공·교 G. & T.			지역 S.E.			Division
평균보험료 Average Contribution	적용인구 Population under	가입자 Insured	평균보험료 Average Contribution	적용인구 Population under	세대수 Households	평균보험료 Average Contribution	적용인구 Population under	
146,530	116,940	3,552	172,740	7,107	32,444	79,552	50,942	Dangjin-si
37,745	7,022	12	45,642	14	5,223	9,537	6,971	1 decile
66,964	8,304	61	64,678	68	3,180	14,999	4,467	2 decile
75,474	6,924	56	75,951	77	3,414	17,168	4,416	3 decile
86,280	7,561	163	87,629	185	1,583	19,904	1,725	4 decile
99,416	8,037	280	100,450	348	3,080	31,618	4,796	5 decile
115,833	9,671	423	115,954	569	2,871	54,550	4,776	6 decile
138,880	11,238	574	138,709	897	4,372	86,987	7,254	7 decile
172,502	15,803	669	173,599	1,374	3,663	122,395	6,330	8 decile
222,505	21,055	976	225,689	2,699	2,864	173,534	5,609	9 decile
355,540	21,325	338	287,987	876	2,194	370,884	4,598	10 decile
106,451	21,706	1,222	172,498	2,638	12,992	55,495	20,038	Geumsan-gun
36,604	2,784	-	-	-	4,062	9,287	5,336	1 decile
67,209	3,053	33	67,222	40	1,058	15,309	1,679	2 decile
75,060	3,034	56	75,006	86	1,072	16,254	1,266	3 decile
86,061	2,305	62	86,457	82	169	20,307	248	4 decile
99,159	2,022	131	100,307	184	1,264	31,379	2,125	5 decile
115,253	2,002	142	114,455	219	1,744	56,924	2,685	6 decile
138,451	1,661	126	138,206	205	1,759	87,700	2,983	7 decile
172,111	1,914	183	173,781	458	848	120,498	1,626	8 decile
223,566	1,790	365	230,088	1,042	619	172,047	1,267	9 decile
396,347	1,141	124	293,729	322	397	363,558	823	10 decile
105,646	22,582	1,829	178,584	3,968	14,278	51,503	22,826	Buyeo-gun
38,202	2,774	1	28,360	3	5,093	8,947	6,681	1 decile
67,284	3,269	35	64,313	49	1,126	15,307	1,892	2 decile
75,289	3,384	36	76,289	53	1,172	16,283	1,405	3 decile
86,068	2,601	140	87,660	173	204	20,323	318	4 decile
99,148	2,284	136	100,236	174	1,437	31,122	2,522	5 decile
115,152	1,836	180	115,932	272	1,412	54,003	2,666	6 decile
138,668	1,734	264	139,374	476	1,836	85,982	3,408	7 decile
171,695	1,932	268	173,649	653	948	119,795	1,811	8 decile
220,066	1,517	512	228,544	1,449	654	173,014	1,293	9 decile
392,797	1,251	257	289,822	666	396	363,077	830	10 decile
109,896	19,397	1,306	187,584	2,832	11,938	54,786	18,447	Seocheon-gun
38,111	2,329	1	19,840	1	4,406	9,048	5,696	1 decile
67,067	2,607	14	69,386	20	930	15,290	1,428	2 decile
75,273	2,537	19	75,454	21	872	16,371	1,078	3 decile
86,102	1,979	85	87,879	104	159	20,329	257	4 decile
98,953	1,726	95	99,637	125	1,148	31,119	1,975	5 decile
115,328	1,765	138	114,939	179	1,055	53,528	1,888	6 decile
138,335	2,007	119	138,556	198	1,719	87,978	2,807	7 decile
171,315	1,707	187	174,148	425	717	120,389	1,370	8 decile
222,655	1,526	454	231,526	1,240	536	173,199	1,075	9 decile
405,044	1,214	194	286,581	519	396	403,680	873	10 decile
103,561	12,075	1,020	172,229	2,138	6,924	56,097	10,938	Ceongyang-gun
37,712	1,803	2	28,465	4	2,337	8,996	3,044	1 decile
67,165	1,704	51	69,170	62	484	15,308	772	2 decile
75,180	1,496	39	77,972	44	579	16,255	686	3 decile
86,229	1,254	66	87,233	84	99	20,346	160	4 decile
99,645	1,061	87	99,573	112	654	31,552	1,094	5 decile
115,126	1,196	96	115,397	135	695	54,259	1,274	6 decile
137,859	1,199	102	139,214	174	996	85,881	1,803	7 decile
170,471	962	164	172,921	406	495	120,043	945	8 decile
222,634	862	302	225,938	844	378	170,802	764	9 decile
366,559	538	111	295,116	273	207	389,818	396	10 decile

Note : 1) As of the end of the Year 2) Based on the resident place

3) While C.E. is based on estimated contribution S.E. is based on imposed contribution

4) Excluding contributions of the insured recently retired from the company and contributions imposed on the monthly incomes

제 1-8 표  
Table 1-8

시·군·구별 보험료  
Distribution of Contributions by decile

구 분	계 Total			직장 계 I.W. Sub_Total			
	세대수 Households	평균보험료 Average Contribution	적용인구 Population under	가입자 Insured	평균보험료 Average Contribution	적용인구 Population under	가입자 Insured
홍 성 군	51,603	103,746	90,670	31,961	127,897	58,322	26,858
1분위	8,200	20,557	11,111	3,186	38,301	4,520	3,180
2분위	5,343	50,434	8,363	3,642	66,832	5,506	3,520
3분위	5,363	53,945	7,397	3,421	75,416	5,134	3,328
4분위	3,647	82,066	5,425	3,414	86,278	5,070	3,247
5분위	5,252	72,679	8,489	3,180	99,280	4,959	2,819
6분위	5,406	90,632	9,151	3,186	115,435	5,332	2,642
7분위	6,258	115,340	11,812	3,489	138,705	6,682	2,717
8분위	4,990	155,158	10,701	3,362	171,803	7,468	2,429
9분위	4,495	210,530	11,493	3,269	224,016	8,832	1,776
10분위	2,649	382,379	6,728	1,812	382,114	4,819	1,200
예 산 군	42,264	96,658	70,488	25,065	119,202	42,710	22,491
1분위	7,615	19,827	10,158	2,899	37,132	4,009	2,896
2분위	4,365	49,574	6,698	2,893	66,990	4,358	2,801
3분위	4,286	54,564	5,884	2,780	75,360	4,117	2,747
4분위	2,825	81,313	4,086	2,617	86,161	3,781	2,544
5분위	4,385	74,666	6,936	2,780	99,505	4,223	2,584
6분위	4,751	93,460	8,006	3,029	115,735	4,896	2,707
7분위	5,328	112,641	9,560	2,708	138,682	4,874	2,330
8분위	3,818	150,503	7,650	2,283	170,750	4,740	1,870
9분위	3,069	205,113	7,120	1,948	223,537	4,888	1,212
10분위	1,822	372,387	4,390	1,128	375,327	2,824	800
태 안 군	31,931	96,789	52,812	16,129	125,203	27,936	14,545
1분위	6,685	18,770	9,097	2,341	36,084	3,273	2,337
2분위	3,403	44,931	5,164	1,962	66,679	2,925	1,880
3분위	3,154	49,786	4,269	1,792	75,337	2,659	1,771
4분위	1,779	79,715	2,563	1,604	86,194	2,299	1,555
5분위	2,854	64,921	4,561	1,392	99,636	2,140	1,241
6분위	2,982	83,817	4,985	1,452	115,178	2,345	1,276
7분위	3,959	106,900	6,726	1,484	139,249	2,632	1,298
8분위	2,658	148,224	5,272	1,434	172,023	2,969	1,229
9분위	2,529	204,173	5,600	1,546	223,943	3,736	1,028
10분위	1,928	386,197	4,575	1,122	379,119	2,958	930
세 중	203,235	148,260	396,993	157,986	160,985	322,706	122,512
1분위	16,327	29,582	23,205	11,818	37,191	17,270	11,765
2분위	14,443	55,606	21,206	11,395	66,517	17,023	11,251
3분위	16,002	60,664	23,521	11,907	75,493	17,399	11,459
4분위	14,975	73,320	20,951	12,079	86,139	17,935	11,206
5분위	16,678	83,265	25,307	12,700	99,390	19,184	11,057
6분위	18,416	100,539	29,582	13,732	115,809	22,424	11,170
7분위	22,523	126,228	40,309	17,092	139,104	31,064	11,804
8분위	25,804	163,063	55,302	20,839	172,804	46,406	12,891
9분위	31,824	215,602	82,556	25,594	225,095	70,517	14,583
10분위	26,243	366,749	75,054	20,830	369,863	63,484	15,326

주 : 1) 연도말기준 2) 주민등록주소지기준

3) 직장은산정보험료기준이며, 지역은부과보험료기준.

4) 직장보험료는 임의계속가입자와 소득월액 대상자를 제외

# 분위별 현황 <계속> of Contribution in each District <Cont'd>

(단위 : 명, 원)  
Unit : Person, Won

근로자 C.E.		공·교 G. & T.			지역 S.E.			Division
평균보험료 Average Contribution	적용인구 Population under	가입자 Insured	평균보험료 Average Contribution	적용인구 Population under	세대수 Households	평균보험료 Average Contribution	적용인구 Population under	
118,105	47,544	5,103	179,432	10,778	19,642	64,448	32,348	Hongseong-gun
38,295	4,508	6	41,705	12	5,014	9,282	6,591	1 decile
66,759	5,358	122	68,920	148	1,701	15,326	2,857	2 decile
75,393	5,015	93	76,228	119	1,942	16,122	2,263	3 decile
86,218	4,862	167	87,451	208	233	20,341	355	4 decile
99,220	4,531	361	99,745	428	2,072	31,854	3,530	5 decile
115,313	4,609	544	116,030	723	2,220	55,036	3,819	6 decile
138,537	5,462	772	139,295	1,220	2,769	85,900	5,130	7 decile
171,164	5,424	933	173,466	2,044	1,628	120,786	3,233	8 decile
222,544	4,563	1,493	225,766	4,269	1,226	174,571	2,661	9 decile
427,230	3,212	612	293,651	1,607	837	382,953	1,909	10 decile
112,317	37,457	2,574	179,364	5,253	17,199	63,802	27,778	Yesan-gun
37,130	4,002	3	39,003	7	4,716	9,189	6,149	1 decile
66,890	4,238	92	70,038	120	1,472	15,344	2,340	2 decile
75,347	4,076	33	76,394	41	1,506	16,177	1,767	3 decile
86,145	3,691	73	86,696	90	208	20,317	305	4 decile
99,466	3,974	196	100,023	249	1,605	31,644	2,713	5 decile
115,735	4,473	322	115,735	423	1,722	54,278	3,110	6 decile
138,508	4,266	378	139,757	608	2,620	85,725	4,686	7 decile
170,295	3,845	413	172,812	895	1,535	120,390	2,910	8 decile
220,439	2,912	736	228,638	1,976	1,121	173,098	2,232	9 decile
408,057	1,980	328	295,499	844	694	367,608	1,566	10 decile
119,463	24,660	1,584	177,908	3,276	15,802	67,787	24,876	Taeon-gun
36,061	3,266	4	49,778	7	4,344	9,439	5,824	1 decile
66,744	2,824	82	65,181	101	1,441	15,320	2,239	2 decile
75,320	2,628	21	76,758	31	1,362	16,169	1,610	3 decile
86,165	2,241	49	87,125	58	175	20,328	264	4 decile
99,439	1,963	151	101,257	177	1,462	31,867	2,421	5 decile
115,221	2,128	176	114,865	217	1,530	54,054	2,640	6 decile
139,330	2,334	186	138,686	298	2,475	87,504	4,094	7 decile
171,960	2,525	205	172,401	444	1,224	120,342	2,303	8 decile
222,096	2,291	518	227,609	1,445	983	173,081	1,864	9 decile
397,349	2,460	192	290,815	498	806	396,049	1,617	10 decile
<b>151,334</b>	<b>243,570</b>	<b>35,474</b>	<b>194,315</b>	<b>79,136</b>	<b>45,249</b>	<b>103,833</b>	<b>74,287</b>	<b>Sejong</b>
37,183	17,184	53	38,942	86	4,509	9,640	5,935	1 decile
66,529	16,831	144	65,561	192	3,048	14,816	4,183	2 decile
75,434	16,863	448	76,998	536	4,095	17,547	6,122	3 decile
86,096	16,844	873	86,693	1,091	2,896	19,850	3,016	4 decile
99,273	17,101	1,643	100,179	2,083	3,978	31,783	6,123	5 decile
115,591	18,720	2,562	116,756	3,704	4,684	55,773	7,158	6 decile
138,923	22,564	5,288	139,506	8,500	5,431	85,709	9,245	7 decile
172,386	29,521	7,948	173,482	16,885	4,965	122,180	8,896	8 decile
224,960	40,477	11,011	225,275	30,040	6,230	176,600	12,039	9 decile
391,072	47,465	5,504	310,807	16,019	5,413	354,766	11,570	10 decile

Note : 1) As of the end of the Year 2) Based on the resident place

3) While C.E. is based on estimated contribution S.E. is based on imposed contribution

4) Excluding contributions of the insured recently retired from the company and contributions imposed on the monthly incomes





## 제2장

# 진료실적 현황



제 2-1 표  
Table 2-1

시·군·구별  
Medical Treatment

구 분		진료실인원수 Patients	입내원일수 Visit	요양급여일수 Reimbursed Days	진료비 Medical Expense	급여비 Benefit
대	전	1,403,774	33,471,895	345,957,115	3,255,929,463	2,523,351,768
등	구	212,959	5,800,361	60,869,086	573,907,815	452,346,657
중	구	216,039	5,702,572	61,821,825	574,343,900	448,880,594
서	구	450,165	10,208,239	104,934,787	980,830,754	754,167,143
유	성 구	359,102	7,549,569	73,025,744	699,077,564	533,539,820
대	덕 구	165,509	4,211,154	45,305,673	427,769,429	334,417,554
충	북	1,575,804	36,752,293	402,596,044	3,800,304,974	2,936,011,579
청	주 시 상 당 구	194,662	4,510,918	46,857,089	449,867,918	348,862,329
청	주 시 서 원 구	182,141	4,239,480	44,349,251	420,019,977	325,430,355
청	주 시 흥 덕 구	270,406	5,540,759	56,092,513	539,140,367	411,553,991
청	주 시 청 원 구	187,280	3,980,431	41,708,375	392,286,828	300,257,728
충	주 시	204,597	4,875,875	55,644,551	515,327,133	399,144,263
제	천 시	126,621	3,012,171	35,488,912	324,482,518	252,386,635
보	은 군	30,588	896,813	10,698,916	101,825,663	79,435,586
옥	천 군	48,458	1,530,131	17,093,426	161,010,310	124,406,530
영	동 군	43,455	1,377,581	15,680,504	154,229,302	120,362,735
증	평 군	36,606	826,945	9,542,860	87,355,097	67,679,272
진	천 군	89,844	1,959,559	21,058,788	205,331,213	157,219,201
피	산 군	36,219	960,625	12,691,333	116,305,021	90,308,170
음	성 군	98,061	2,346,755	26,755,214	250,514,286	194,774,951
단	양 군	26,866	694,250	8,934,312	82,609,341	64,189,833
충	남	2,124,307	49,687,965	550,898,892	5,216,343,904	4,013,969,722
천	안 시 동 남 구	254,642	5,448,281	59,000,742	571,640,157	439,496,645
천	안 시 서 북 구	395,914	7,692,839	77,011,441	745,141,405	565,281,726
공	주 시	100,240	2,733,542	31,354,084	310,888,495	242,896,540
보	령 시	94,888	2,657,545	29,784,328	272,477,451	211,695,309
아	산 시	354,894	7,251,189	76,882,269	735,576,191	562,195,365
서	산 시	173,453	3,654,973	43,384,022	390,582,009	297,058,931
논	산 시	109,987	3,348,549	35,886,332	357,966,366	280,443,738
계	룡 시	45,171	937,320	9,454,246	88,223,063	66,890,450
당	진 시	170,404	3,619,444	42,070,749	394,526,925	299,695,179
금	산 군	50,430	1,621,040	17,952,619	168,762,910	131,849,281
부	여 군	60,565	2,014,839	23,463,941	222,439,350	174,177,533
서	천 군	48,717	1,709,006	18,716,698	178,393,546	139,632,271
청	양 군	29,949	850,359	11,066,942	100,340,732	77,410,592
홍	성 군	96,811	2,365,555	28,508,741	254,747,674	197,255,698
예	산 군	78,682	2,066,532	25,471,110	233,397,563	180,740,031
태	안 군	59,560	1,716,952	20,890,628	191,240,068	147,250,431
세	종	379,419	8,047,124	75,431,638	731,417,875	554,487,644

주 : 진료일 기준(의료이용은 약국제외, 요양급여일수, 진료비와 급여비는 약국포함)이며, 의료급여 포함

# 진료실적 현황 (계)

## Activities by District (Total)

(단위 : 명, 일, 천원, 원)  
Unit : Person, Day, 1,000Won, WON

진료실인원수당 Per Patient		입내원1일당 Per Visit		요양급여1일당 Per reimbursed day				Division
진료비 Medical Expense	급여비 Benefit	입내원일수 Visit	요양급여일수 Reimbursed Days	진료비 Medical Expense	급여비 Benefit	진료비 Medical Expense	급여비 Benefit	
<b>2,319,411</b>	<b>1,797,548</b>	<b>23.84</b>	<b>246.45</b>	<b>97,274</b>	<b>75,387</b>	<b>9,411</b>	<b>7,294</b>	<b>Daejeon</b>
2,694,922	2,124,102	27.24	285.83	98,943	77,986	9,429	7,431	Dong-gu
2,658,520	2,077,776	26.40	286.16	100,717	78,715	9,290	7,261	Jung-gu
2,178,825	1,675,313	22.68	233.10	96,082	73,878	9,347	7,187	Seo-gu
1,946,738	1,485,761	21.02	203.36	92,598	70,672	9,573	7,306	Yuseong-gu
2,584,569	2,020,540	25.44	273.74	101,580	79,412	9,442	7,381	Daedeok-gu
<b>2,411,661</b>	<b>1,863,183</b>	<b>23.32</b>	<b>255.49</b>	<b>103,403</b>	<b>79,886</b>	<b>9,439</b>	<b>7,293</b>	<b>Chungbuk</b>
2,311,021	1,792,144	23.17	240.71	99,729	77,337	9,601	7,445	Sangdang-gu
2,306,016	1,786,695	23.28	243.49	99,073	76,762	9,471	7,338	Seowon-gu
1,993,818	1,521,985	20.49	207.44	97,304	74,278	9,612	7,337	Heungdeok-gu
2,094,654	1,603,256	21.25	222.71	98,554	75,433	9,405	7,199	Cheongwon-gu
2,518,742	1,950,880	23.83	271.97	105,689	81,861	9,261	7,173	Chungju-si
2,562,628	1,993,245	23.79	280.28	107,724	83,789	9,143	7,112	Jecheon-si
3,328,942	2,596,953	29.32	349.77	113,542	88,575	9,517	7,425	Boeun-gun
3,322,678	2,567,306	31.58	352.75	105,226	81,304	9,419	7,278	Okcheon-gun
3,549,173	2,769,825	31.70	360.84	111,957	87,373	9,836	7,676	Yeongdong-gun
2,386,360	1,848,857	22.59	260.69	105,636	81,843	9,154	7,092	Jeungpyeong-gun
2,285,419	1,749,913	21.81	234.39	104,784	80,232	9,750	7,466	Jincheon-gun
3,211,160	2,493,392	26.52	350.41	121,072	7,116	9,164	7,116	Goesan-gun
2,554,678	1,986,263	23.93	272.84	106,749	7,280	9,363	7,280	Eumseong-gun
3,074,866	2,389,259	25.84	332.55	118,991	92,459	9,246	7,185	Danyang-gun
<b>2,455,551</b>	<b>1,889,543</b>	<b>23.39</b>	<b>259.33</b>	<b>104,982</b>	<b>80,784</b>	<b>9,469</b>	<b>7,286</b>	<b>Chungnam</b>
2,244,878	1,725,939	21.40	231.70	104,921	80,667	9,689	7,449	Dongnam-gu
1,882,079	1,427,789	19.43	194.52	96,862	73,482	9,676	7,340	Seobuk-gu
3,101,441	2,423,150	27.27	312.79	113,731	88,858	9,915	7,747	Gongju-si
2,871,569	2,231,002	28.01	313.89	102,530	79,658	9,148	7,108	Boryeong-si
2,072,664	1,584,122	20.43	216.63	101,442	77,531	9,568	7,312	Asan-si
2,251,803	1,712,619	21.07	250.12	106,863	81,275	9,003	6,847	Seosan-si
3,254,624	2,549,790	30.44	326.28	106,902	83,751	9,975	7,815	Nonsan-si
1,953,091	1,480,827	20.75	209.30	94,123	71,364	9,332	7,075	Gyerong-si
2,315,245	1,758,733	21.24	246.89	109,002	82,801	9,378	7,124	Dangjin-si
3,346,478	2,614,501	32.14	355.99	104,108	81,336	9,400	7,344	Geumsan-gun
3,672,738	2,875,878	33.27	387.42	110,401	86,447	9,480	7,423	Buyeo-gun
3,661,834	2,866,192	35.08	384.19	104,384	81,704	9,531	7,460	Seocheon-gun
3,350,387	2,584,747	28.39	369.53	117,998	91,033	9,067	6,995	Cheongyang-gun
2,631,392	2,037,534	24.43	294.48	107,690	83,387	8,936	6,919	Hongseong-gun
2,966,340	2,297,095	26.26	323.72	112,942	87,461	9,163	7,096	Yesan-gun
3,210,881	2,472,304	28.83	350.75	111,383	85,763	9,154	7,049	Taeon-gun
<b>1,927,731</b>	<b>1,461,412</b>	<b>21.21</b>	<b>198.81</b>	<b>90,892</b>	<b>68,905</b>	<b>9,696</b>	<b>7,351</b>	<b>Sejong</b>

Note : Based on the Treatments(excluding pharmacy from Medical Service Use, including pharmacy in Treatment Days/Medical Expense /Benefit Amount) including Medical aid

제 2-2 표  
Table 2-2

시·군·구별  
Medical Treatment

구 분	진료실인원수 Patients	입내원일수 Visit	요양급여일수 Reimbursed Days	진료비 Medical Expense	급여비 Benefit
대 천	1,355,530	30,578,922	319,771,537	2,945,507,000	2,221,785,256
등 구	201,414	5,028,012	54,011,197	494,112,452	374,790,843
중 구	206,584	5,123,029	56,535,088	512,011,771	388,374,446
서 구	437,037	9,482,036	98,322,830	903,188,809	678,728,004
유 성 구	352,662	7,189,453	69,770,479	657,533,730	493,146,082
대 덕 구	157,833	3,756,392	41,131,943	378,660,238	286,745,880
충 북	1,529,471	33,954,693	378,403,691	3,492,915,724	2,637,918,211
청 주 시 상 당 구	188,950	4,166,371	43,732,926	411,180,315	311,237,428
청 주 시 서 원 구	176,226	3,865,368	41,198,664	379,257,308	285,873,174
청 주 시 흥 덕 구	265,729	5,295,491	53,920,862	510,487,403	383,875,598
청 주 시 청 원 구	183,822	3,793,750	39,907,280	371,146,161	279,769,446
충 주 시	197,306	4,455,506	51,813,964	467,889,923	353,177,811
제 천 시	121,626	2,728,739	32,896,774	294,034,908	222,750,125
보 은 군	29,412	808,028	10,091,398	92,426,162	70,350,680
옥 천 군	46,645	1,409,318	16,070,448	148,678,960	112,490,865
영 동 군	41,718	1,243,414	14,731,204	139,969,957	106,563,739
증 평 군	35,461	765,426	8,942,490	80,092,664	60,640,729
진 천 군	87,999	1,852,420	20,155,529	193,320,905	145,590,959
괴 산 군	34,766	864,363	11,946,076	105,963,686	80,300,502
음 성 군	94,023	2,081,994	24,594,741	223,086,175	168,106,492
단 양 군	25,788	624,505	8,401,335	75,381,197	57,190,662
충 남	2,068,879	46,064,692	521,672,175	4,822,905,316	3,632,613,235
천 안 시 동 남 구	248,013	5,052,229	55,690,342	526,129,070	395,386,152
천 안 시 서 북 구	389,578	7,299,064	73,917,929	701,794,080	523,332,840
공 주 시	96,260	2,449,791	29,226,151	279,103,512	212,032,378
보 령 시	91,187	2,411,414	27,761,602	248,001,695	187,928,337
아 산 시	347,052	6,807,879	72,796,126	683,454,444	511,570,328
서 산 시	170,235	3,462,471	41,703,666	370,088,918	277,338,080
논 산 시	104,089	2,933,721	32,588,993	312,862,105	236,633,859
계 룡 시	44,705	908,535	9,227,987	84,852,990	63,625,552
당 진 시	167,547	3,436,538	40,651,760	373,944,816	279,864,682
금 산 군	48,692	1,482,141	16,949,570	155,016,520	118,498,710
부 여 군	57,907	1,791,898	21,955,957	200,418,392	152,802,511
서 천 군	46,638	1,543,530	17,512,784	162,086,290	123,822,897
청 양 군	29,006	784,113	10,594,128	93,469,441	70,754,833
홍 성 군	93,999	2,184,655	27,010,778	236,124,745	179,237,135
예 산 군	76,177	1,913,352	24,168,070	216,974,937	164,823,629
태 안 군	57,794	1,603,361	19,916,332	178,583,360	134,961,312
세 종	375,171	7,777,461	73,254,864	702,549,909	526,513,072

주 : 진료일 기준(의료이용은 약국제외, 요양급여일수, 진료비와 급여비는 약국포함)이며, 의료급여 포함

# 진료실적 현황 (건강보험)

## Activities by District (Health Insurance)

(단위 : 명, 일, 천원, 원)  
Unit : Person, Day, 1,000Won, WON

진료실인원수당		Per Patient		입내원1일당		요양급여1일당		Division
진료비 Medical Expense	급여비 Benefit	입내원일수 Visit	요양급여일수 Reimbursed Days	진료비 Medical Expense	급여비 Benefit	진료비 Medical Expense	급여비 Benefit	
<b>2,172,956</b>	<b>1,639,053</b>	<b>22.56</b>	<b>235.90</b>	<b>96,325</b>	<b>72,657</b>	<b>9,211</b>	<b>6,948</b>	<b>Daejeon</b>
2,453,218	1,860,798	24.96	268.16	98,272	74,541	9,148	6,939	Dong-gu
2,478,468	1,879,983	24.80	273.67	99,943	75,810	9,057	6,870	Jung-gu
2,066,619	1,553,022	21.70	224.98	95,253	71,580	9,186	6,903	Seo-gu
1,864,487	1,398,353	20.39	197.84	91,458	68,593	9,424	7,068	Yuseong-gu
2,399,120	1,816,768	23.80	260.60	100,804	76,335	9,206	6,971	Daedeok-gu
<b>2,283,741</b>	<b>1,724,726</b>	<b>22.20</b>	<b>247.41</b>	<b>102,870</b>	<b>77,689</b>	<b>9,231</b>	<b>6,971</b>	<b>Chungbuk</b>
2,176,133	1,647,195	22.05	231.45	98,690	74,702	9,402	7,117	Sangdang-gu
2,152,108	1,622,196	21.93	233.78	98,117	73,958	9,206	6,939	Seowon-gu
1,921,083	1,444,613	19.93	202.92	96,400	72,491	9,467	7,119	Heungdeok-gu
2,019,052	1,521,958	20.64	217.10	97,831	73,745	9,300	7,010	Cheongwon-gu
2,371,392	1,790,000	22.58	262.61	105,014	79,268	9,030	6,816	Chungju-si
2,417,533	1,831,435	22.44	270.47	107,755	81,631	8,938	6,771	Jecheon-si
3,142,464	2,391,904	27.47	343.10	114,385	87,065	9,159	6,971	Boeun-gun
3,187,458	2,411,638	30.21	344.53	105,497	79,819	9,252	7,000	Okcheon-gun
3,355,145	2,554,383	29.81	353.11	112,569	85,703	9,502	7,234	Yeongdong-gun
2,258,613	1,710,068	21.59	252.18	104,638	79,225	8,956	6,781	Jeungpyeong-gun
2,196,853	1,654,462	21.05	229.04	104,361	78,595	9,591	7,223	Jincheon-gun
3,047,911	2,309,742	24.86	343.61	122,592	6,722	8,870	6,722	Goesan-gun
2,372,677	1,787,929	22.14	261.58	107,150	6,835	9,070	6,835	Eumseong-gun
2,923,111	2,217,724	24.22	325.78	120,706	91,578	8,973	6,807	Danyang-gun
<b>2,331,168</b>	<b>1,755,836</b>	<b>22.27</b>	<b>252.15</b>	<b>104,699</b>	<b>78,859</b>	<b>9,245</b>	<b>6,963</b>	<b>Chungnam</b>
2,121,377	1,594,215	20.37	224.55	104,138	78,260	9,447	7,100	Dongnam-gu
1,801,421	1,343,333	18.74	189.74	96,149	71,699	9,494	7,080	Seobuk-gu
2,899,476	2,202,705	25.45	303.62	113,930	86,551	9,550	7,255	Gongju-si
2,719,705	2,060,912	26.44	304.45	102,845	77,933	8,933	6,769	Boryeong-si
1,969,314	1,474,045	19.62	209.76	100,392	75,144	9,389	7,027	Asan-si
2,173,988	1,629,148	20.34	244.98	106,886	80,098	8,874	6,650	Seosan-si
3,005,717	2,273,380	28.18	313.09	106,643	80,660	9,600	7,261	Nonsan-si
1,898,065	1,423,231	20.32	206.42	93,395	70,031	9,195	6,895	Gyerong-si
2,231,880	1,670,365	20.51	242.63	108,814	81,438	9,199	6,884	Dangjin-si
3,183,614	2,433,638	30.44	348.10	104,590	79,951	9,146	6,991	Geumsan-gun
3,461,039	2,638,757	30.94	379.16	111,847	85,274	9,128	6,960	Buyeo-gun
3,475,413	2,654,979	33.10	375.50	105,010	80,221	9,255	7,070	Seocheon-gun
3,222,417	2,439,317	27.03	365.24	119,204	90,236	8,823	6,679	Cheongyang-gun
2,511,992	1,906,798	23.24	287.35	108,083	82,044	8,742	6,636	Hongseong-gun
2,848,300	2,163,693	25.12	317.26	113,400	86,144	8,978	6,820	Yesan-gun
3,089,998	2,335,213	27.74	344.61	111,381	84,174	8,967	6,776	Taeon-gun
<b>1,872,613</b>	<b>1,403,395</b>	<b>20.73</b>	<b>195.26</b>	<b>90,332</b>	<b>67,697</b>	<b>9,590</b>	<b>7,187</b>	<b>Sejong</b>

Note : Based on the Treatments(excluding pharmacy from Medical Service Use, including pharmacy in Treatment Days/Medical Expense /Benefit Amount) including Medical aid

제 2-3 표  
Table 2-3

시·군·구별  
Medical Treatment

구 분	진료실인원수 Patients	입내원일수 Visit	요양급여일수 Reimbursed Days	진료비 Medical Expense	급여비 Benefit
대 천	34,827	2,513,617	22,938,279	280,775,952	273,921,630
등 구	8,723	687,953	6,128,550	73,294,322	71,475,950
중 구	6,894	505,903	4,628,552	56,648,449	55,219,949
서 구	9,126	621,661	5,764,409	69,600,029	67,902,916
유 성 구	4,520	305,507	2,787,841	36,977,860	36,164,415
대 덕 구	5,564	392,593	3,628,927	44,255,292	43,158,400
충 북	37,861	2,562,863	22,126,992	287,470,356	279,609,684
청 주 시 상 당 구	4,581	312,932	2,836,779	36,186,778	35,287,746
청 주 시 서 원 구	4,677	340,220	2,859,700	37,993,789	36,983,731
청 주 시 흥 덕 구	3,499	216,034	1,900,115	26,181,555	25,398,154
청 주 시 청 원 구	2,690	166,264	1,611,357	19,441,319	18,920,943
충 주 시	5,882	381,115	3,479,038	43,752,645	42,542,129
제 천 시	4,149	262,434	2,398,732	28,846,197	28,124,066
보 은 군	1,039	85,330	578,575	9,137,394	8,842,588
옥 천 군	1,638	113,648	972,102	11,699,381	11,331,251
영 동 군	1,489	126,403	882,345	13,655,931	13,231,448
증 평 군	966	56,245	557,691	6,826,463	6,637,533
진 천 군	1,481	95,179	817,750	11,000,852	10,705,714
괴 산 군	1,267	90,536	703,236	9,810,259	9,519,999
음 성 군	3,602	252,672	2,045,741	26,225,880	25,561,580
단 양 군	901	63,851	483,831	6,711,914	6,522,801
충 남	46,055	3,366,131	27,002,744	371,127,239	360,683,778
천 안 시 동 남 구	5,338	364,238	3,055,970	42,744,909	41,533,178
천 안 시 서 북 구	4,857	355,363	2,794,351	39,977,598	38,848,341
공 주 시	3,443	270,316	2,018,155	30,428,205	29,614,418
보 령 시	3,259	234,451	1,922,093	23,597,790	22,956,859
아 산 시	6,399	406,579	3,740,630	48,933,564	47,652,161
서 산 시	2,751	177,177	1,558,176	19,257,388	18,588,539
논 산 시	4,829	380,312	3,015,544	42,282,606	41,207,500
계 룡 시	404	27,137	215,518	3,214,386	3,117,158
당 진 시	2,395	170,809	1,301,908	19,277,622	18,626,972
금 산 군	1,496	131,372	925,419	13,118,739	12,754,614
부 여 군	2,271	211,026	1,404,930	21,066,235	20,479,260
서 천 군	1,828	157,946	1,130,314	15,656,196	15,205,752
청 양 군	765	61,395	423,520	6,492,520	6,299,944
홍 성 군	2,292	165,448	1,355,714	17,283,355	16,785,043
예 산 군	2,172	144,088	1,215,423	15,675,257	15,225,681
태 안 군	1,556	108,474	925,079	12,120,868	11,788,360
세 종	3,347	240,428	1,929,503	26,295,881	25,602,361

주 : 진료일 기준(의료이용은 약국제외, 요양급여일수, 진료비와 급여비는 약국포함)이며, 의료급여 포함

# 진료실적 현황 (의료급여 1종)

## Activities by District (Medical Aid Class 1)

(단위 : 명, 일, 천원, 원)  
Unit : Person, Day, 1,000Won, WON

진료실인원수당 Per Patient		입내원1일당 Per Visit		요양급여1일당 Per reimbursed day				Division
진료비 Medical Expense	급여비 Benefit	입내원일수 Visit	요양급여일수 Reimbursed Days	진료비 Medical Expense	급여비 Benefit	진료비 Medical Expense	급여비 Benefit	
<b>8,062,019</b>	<b>7,865,209</b>	<b>72.17</b>	<b>658.63</b>	<b>111,702</b>	<b>108,975</b>	<b>12,240</b>	<b>11,942</b>	<b>Daejeon</b>
8,402,421	8,193,964	78.87	702.57	106,540	103,897	11,959	11,663	Dong-gu
8,217,065	8,009,856	73.38	671.39	111,975	109,151	12,239	11,930	Jung-gu
7,626,565	7,440,600	68.12	631.65	111,958	109,228	12,074	11,780	Seo-gu
8,180,942	8,000,977	67.59	616.78	121,038	118,375	13,264	12,972	Yuseong-gu
7,953,863	7,756,722	70.56	652.22	112,726	109,932	12,195	11,893	Daedeok-gu
<b>7,592,783</b>	<b>7,385,164</b>	<b>67.69</b>	<b>584.43</b>	<b>112,168</b>	<b>109,101</b>	<b>12,992</b>	<b>12,637</b>	<b>Chungbuk</b>
7,899,318	7,703,066	68.31	619.25	115,638	112,765	12,756	12,439	Sangdang-gu
8,123,538	7,907,576	72.74	611.44	111,674	108,705	13,286	12,933	Seowon-gu
7,482,582	7,258,689	61.74	543.05	121,192	117,566	13,779	13,367	Heungdeok-gu
7,227,256	7,033,808	61.81	599.02	116,930	113,801	12,065	11,742	Cheongwon-gu
7,438,396	7,232,596	64.79	591.47	114,802	111,625	12,576	12,228	Chungju-si
6,952,566	6,778,517	63.25	578.15	109,918	107,166	12,026	11,725	Jecheon-si
8,794,412	8,510,672	82.13	556.86	107,083	103,628	15,793	15,283	Boeun-gun
7,142,479	6,917,735	69.38	593.47	102,944	99,705	12,035	11,656	Okcheon-gun
9,171,210	8,886,130	84.89	592.58	108,035	104,677	15,477	14,996	Yeongdong-gun
7,066,732	6,871,152	58.22	577.32	121,370	118,011	12,241	11,902	Jeungpyeong-gun
7,427,989	7,228,706	64.27	552.16	115,581	112,480	13,453	13,092	Jincheon-gun
7,742,903	7,513,811	71.46	555.04	108,358	13,537	13,950	13,537	Goesan-gun
7,280,922	7,096,496	70.15	567.95	103,794	12,495	12,820	12,495	Eumseong-gun
7,449,406	7,239,513	70.87	536.99	105,118	102,157	13,872	13,482	Danyang-gun
<b>8,058,348</b>	<b>7,831,588</b>	<b>73.09</b>	<b>586.32</b>	<b>110,253</b>	<b>107,151</b>	<b>13,744</b>	<b>13,357</b>	<b>Chungnam</b>
8,007,664	7,780,663	68.23	572.49	117,354	114,028	13,987	13,591	Dongnam-gu
8,230,924	7,998,423	73.17	575.32	112,498	109,320	14,307	13,902	Seobuk-gu
8,837,701	8,601,341	78.51	586.16	112,565	109,555	15,077	14,674	Gongju-si
7,240,807	7,044,142	71.94	589.78	100,651	97,918	12,277	11,944	Boryeong-si
7,647,064	7,446,814	63.54	584.56	120,354	117,203	13,082	12,739	Asan-si
7,000,141	6,757,012	64.40	566.40	108,690	104,915	12,359	11,930	Seosan-si
8,755,976	8,533,340	78.76	624.47	111,179	108,352	14,022	13,665	Nonsan-si
7,956,402	7,715,737	67.17	533.46	118,450	114,867	14,915	14,464	Gyerong-si
8,049,111	7,777,441	71.32	543.59	112,861	109,051	14,807	14,307	Dangjin-si
8,769,211	8,525,811	87.82	618.60	99,859	97,088	14,176	13,783	Geumsan-gun
9,276,193	9,017,728	92.92	618.64	99,828	97,046	14,995	14,577	Buyeo-gun
8,564,659	8,318,245	86.40	618.33	99,124	96,272	13,851	13,453	Seocheon-gun
8,486,955	8,235,221	80.25	553.62	105,750	102,613	15,330	14,875	Cheongyang-gun
7,540,731	7,323,317	72.18	591.50	104,464	101,452	12,749	12,381	Hongseong-gun
7,216,969	7,009,982	66.34	559.59	108,789	105,669	12,897	12,527	Yesan-gun
7,789,761	7,576,067	69.71	594.52	111,740	108,675	13,103	12,743	Taeon-gun
<b>7,856,552</b>	<b>7,649,346</b>	<b>71.83</b>	<b>576.49</b>	<b>109,371</b>	<b>106,487</b>	<b>13,628</b>	<b>13,269</b>	<b>Sejong</b>

Note : Based on the Treatments(excluding pharmacy from Medical Service Use, including pharmacy in Treatment Days/Medical Expense /Benefit Amount) including Medical aid

제 2-4 표  
Table 2-4

시·군·구별  
Medical Treatment

구 분	진료실인원수 Patients	입내원일수 Visit	요양급여일수 Reimbursed Days	진료비 Medical Expense	급여비 Benefit
대 천	13,417	379,356	3,247,299	29,646,510	27,644,882
등 구	2,822	84,396	729,339	6,501,041	6,079,863
중 구	2,561	73,640	658,185	5,683,679	5,286,199
서 구	4,002	104,542	847,548	8,041,917	7,536,223
유 성 구	1,920	54,609	467,424	4,565,973	4,229,323
대 덕 구	2,112	62,169	544,803	4,853,900	4,513,274
충 북	8,472	234,737	2,065,361	19,918,894	18,483,684
청 주 시 상 당 구	1,131	31,615	287,384	2,500,826	2,337,154
청 주 시 서 원 구	1,238	33,892	290,887	2,768,880	2,573,450
청 주 시 흥 덕 구	1,178	29,234	271,536	2,471,409	2,280,239
청 주 시 청 원 구	768	20,417	189,738	1,699,348	1,567,339
충 주 시	1,409	39,254	351,549	3,684,565	3,424,323
제 천 시	846	20,998	193,406	1,601,413	1,512,444
보 은 군	137	3,455	28,943	262,107	242,318
옥 천 군	175	7,165	50,876	631,969	584,414
영 동 군	248	7,764	66,955	603,413	567,548
증 평 군	179	5,274	42,679	435,971	401,010
진 천 군	364	11,960	85,509	1,009,455	922,529
괴 산 군	186	5,726	42,021	531,077	487,669
음 성 군	436	12,089	114,732	1,202,231	1,106,878
단 양 군	177	5,894	49,146	516,229	476,369
충 남	9,373	257,142	2,223,973	22,311,349	20,672,708
천 안 시 동 남 구	1,291	31,814	254,430	2,766,178	2,577,316
천 안 시 서 북 구	1,479	38,412	299,161	3,369,726	3,100,546
공 주 시	537	13,435	109,778	1,356,778	1,249,744
보 령 시	442	11,680	100,633	877,966	810,113
아 산 시	1,443	36,731	345,513	3,188,182	2,972,877
서 산 시	467	15,325	122,180	1,235,703	1,132,312
논 산 시	1,069	34,516	281,795	2,821,655	2,602,379
계 룡 시	62	1,648	10,741	155,687	147,741
당 진 시	462	12,097	117,081	1,304,488	1,203,525
금 산 군	242	7,527	77,630	627,651	595,957
부 여 군	387	11,915	103,054	954,724	895,762
서 천 군	251	7,530	73,600	651,060	603,622
청 양 군	178	4,851	49,294	378,770	355,815
홍 성 군	520	15,452	142,249	1,339,574	1,233,520
예 산 군	333	9,092	87,617	747,369	690,721
태 안 군	210	5,117	49,217	535,839	500,759
세 종	901	29,235	247,271	2,572,085	2,372,211

주 : 진료일 기준(의료이용은 약국제외, 요양급여일수, 진료비와 급여비는 약국포함)이며, 의료급여 포함



## 진료실적 현황 (의료급여 2종) Activities by District (Medical Aid Class 2)

(단위 : 명, 일, 천원, 원)  
Unit : Person, Day, 1,000Won, WON

진료실인원수당 Per Patient		입내원1일당 Per Visit		요양급여1일당 Per reimbursed day				Division
진료비 Medical Expense	급여비 Benefit	입내원일수 Visit	요양급여일수 Reimbursed Days	진료비 Medical Expense	급여비 Benefit	진료비 Medical Expense	급여비 Benefit	
<b>2,209,623</b>	<b>2,060,437</b>	<b>28.27</b>	<b>242.03</b>	<b>78,150</b>	<b>72,873</b>	<b>9,130</b>	<b>8,513</b>	<b>Daejeon</b>
2,303,700	2,154,452	29.91	258.45	77,030	72,040	8,914	8,336	Dong-gu
2,219,320	2,064,115	28.75	257.00	77,182	71,784	8,635	8,031	Jung-gu
2,009,474	1,883,114	26.12	211.78	76,925	72,088	9,488	8,892	Seo-gu
2,378,111	2,202,772	28.44	243.45	83,612	77,447	9,768	9,048	Yuseong-gu
2,298,248	2,136,967	29.44	257.96	78,076	72,597	8,909	8,284	Daedeok-gu
<b>2,351,144</b>	<b>2,181,738</b>	<b>27.71</b>	<b>243.79</b>	<b>84,856</b>	<b>78,742</b>	<b>9,644</b>	<b>8,949</b>	<b>Chungbuk</b>
2,211,163	2,066,449	27.95	254.10	79,103	73,925	8,702	8,133	Sangdang-gu
2,236,575	2,078,716	27.38	234.97	81,697	75,931	9,519	8,847	Seowon-gu
2,097,971	1,935,687	24.82	230.51	84,539	78,000	9,102	8,398	Heungdeok-gu
2,212,693	2,040,806	26.58	247.05	83,232	76,766	8,956	8,261	Cheongwon-gu
2,615,021	2,430,322	27.86	249.50	93,865	87,235	10,481	9,741	Chungju-si
1,892,923	1,787,759	24.82	228.61	76,265	72,028	8,280	7,820	Jecheon-si
1,913,188	1,768,741	25.22	211.26	75,863	70,135	9,056	8,372	Boeun-gun
3,611,251	3,339,508	40.94	290.72	88,202	81,565	12,422	11,487	Okcheon-gun
2,433,118	2,288,499	31.31	269.98	77,719	73,100	9,012	8,477	Yeongdong-gun
2,435,590	2,240,280	29.46	238.43	82,664	76,035	10,215	9,396	Jeungpyeong-gun
2,773,229	2,534,419	32.86	234.91	84,403	77,134	11,805	10,789	Jincheon-gun
2,855,253	2,621,876	30.78	225.92	92,748	11,605	12,638	11,605	Goesan-gun
2,757,410	2,538,712	27.73	263.15	99,448	9,648	10,479	9,648	Eumseong-gun
2,916,550	2,691,351	33.30	277.66	87,586	80,823	10,504	9,693	Danyang-gun
<b>2,380,385</b>	<b>2,205,559</b>	<b>27.43</b>	<b>237.27</b>	<b>86,767</b>	<b>80,394</b>	<b>10,032</b>	<b>9,295</b>	<b>Chungnam</b>
2,142,663	1,996,372	24.64	197.08	86,948	81,012	10,872	10,130	Dongnam-gu
2,278,381	2,096,380	25.97	202.27	87,726	80,718	11,264	10,364	Seobuk-gu
2,526,588	2,327,271	25.02	204.43	100,988	93,022	12,359	11,384	Gongju-si
1,986,348	1,832,834	26.43	227.68	75,168	69,359	8,724	8,050	Boryeong-si
2,209,412	2,060,206	25.45	239.44	86,798	80,936	9,227	8,604	Asan-si
2,646,046	2,424,651	32.82	261.63	80,633	73,887	10,114	9,268	Seosan-si
2,639,527	2,434,405	32.29	263.61	81,749	75,396	10,013	9,235	Nonsan-si
2,511,077	2,382,913	26.58	173.24	94,470	89,648	14,495	13,755	Gyerong-si
2,823,566	2,605,033	26.18	253.42	107,836	99,490	11,142	10,279	Dangjin-si
2,593,599	2,462,633	31.10	320.79	83,387	79,176	8,085	7,677	Geumsan-gun
2,466,986	2,314,630	30.79	266.29	80,128	75,179	9,264	8,692	Buyeo-gun
2,593,865	2,404,870	30.00	293.23	86,462	80,162	8,846	8,201	Seocheon-gun
2,127,923	1,998,960	27.25	276.93	78,081	73,349	7,684	7,218	Cheongyang-gun
2,576,104	2,372,154	29.72	273.56	86,693	79,829	9,417	8,672	Hongseong-gun
2,244,352	2,074,236	27.30	263.11	82,201	75,970	8,530	7,883	Yesan-gun
2,551,615	2,384,567	24.37	234.37	104,717	97,862	10,887	10,175	Taeon-gun
<b>2,854,701</b>	<b>2,632,864</b>	<b>32.45</b>	<b>274.44</b>	<b>87,980</b>	<b>81,143</b>	<b>10,402</b>	<b>9,594</b>	<b>Sejong</b>

Note : Based on the Treatments(excluding pharmacy from Medical Service Use, including pharmacy in Treatment Days/Medical Expense /Benefit Amount) including Medical aid



## 제 3 장

# 관내 및 관외 진료실적 현황



제 3-1 표  
Table 3-1

시·군·구별  
Medical Treatment

구 분		진료실인원수 Patients	입내원일수 Visit	요양급여일수 Reimbursed Days	진료비 Medical Expense	급여비 Benefit
대	천	1,359,966	30,711,965	318,622,338	2,825,408,992	2,176,769,234
등	구	181,728	3,197,101	29,388,570	206,318,678	161,375,100
중	구	189,830	3,419,438	40,281,947	329,079,410	258,562,612
서	구	417,670	6,954,863	68,919,860	551,067,953	416,960,008
유	성 구	318,131	4,438,774	37,615,901	284,025,749	212,610,730
대	덕 구	143,700	2,250,478	23,181,135	141,165,464	107,775,001
충	북	1,497,023	31,370,985	332,514,220	2,740,201,734	2,091,044,356
청	주 시 상 당 구	174,429	2,697,315	26,730,120	192,433,685	146,088,780
청	주 시 서 원 구	155,602	2,232,470	22,532,005	191,215,729	148,636,422
청	주 시 흥 덕 구	239,975	3,217,802	29,653,141	221,970,775	164,303,709
청	주 시 청 원 구	168,442	2,541,687	26,033,118	184,078,479	136,637,829
충	주 시	192,882	4,006,517	45,259,578	329,483,764	250,017,677
제	천 시	117,827	2,377,129	26,439,584	185,470,451	141,906,390
보	은 군	25,491	514,527	5,646,466	33,451,226	25,705,347
옥	천 군	41,501	953,099	10,155,294	63,963,990	47,991,761
영	동 군	37,243	883,640	9,397,432	63,503,090	48,795,533
증	평 군	31,784	444,310	5,185,112	26,468,717	20,014,261
진	천 군	76,610	1,144,737	11,415,411	82,036,382	61,547,886
피	산 군	25,162	375,303	4,952,820	28,925,456	22,159,850
음	성 군	82,389	1,300,863	13,385,327	82,619,191	64,128,943
단	양 군	21,034	285,902	3,964,708	17,682,801	13,460,551
충	남	1,992,174	40,571,205	427,312,086	3,459,738,354	2,634,109,340
천	안 시 동 남 구	218,095	3,166,884	35,164,290	313,030,590	240,327,908
천	안 시 서 북 구	360,663	5,021,823	42,052,702	333,851,748	247,873,186
공	주 시	86,705	1,793,999	19,255,781	136,746,081	105,565,344
보	령 시	85,897	1,909,695	20,406,282	126,175,175	95,710,943
아	산 시	311,608	4,729,256	46,132,065	347,660,209	261,468,931
서	산 시	160,360	2,697,247	30,785,993	198,445,694	146,373,120
논	산 시	99,132	2,463,118	23,780,318	189,001,418	146,844,174
계	룡 시	37,393	422,651	3,655,966	20,059,466	14,746,059
당	진 시	155,774	2,573,021	28,264,730	192,038,610	142,043,619
금	산 군	42,058	971,754	9,554,973	57,609,474	44,794,925
부	여 군	51,417	1,170,669	13,046,778	74,825,827	58,468,449
서	천 군	42,732	1,090,696	11,506,734	67,357,079	52,330,285
청	양 군	23,208	374,696	5,333,846	22,878,919	17,307,202
홍	성 군	88,256	1,691,467	19,901,038	121,587,738	92,655,358
예	산 군	64,384	1,162,427	14,039,219	78,959,098	59,515,666
태	안 군	51,532	1,055,435	12,110,486	65,946,301	49,753,689
세	종	345,577	5,745,007	49,064,773	400,000,764	298,327,038

주 : 진료일 기준(의료이용은 약국제외, 요양급여일수, 진료비와 급여비는 약국포함)이며, 의료급여 포함

# 진료실적 현황 (관내-계)

## Activities by District (InternalTotal)

(단위 : 명, 일, 천원, 원)  
Unit : Person, Day, 1,000Won, WON

진료실인원수당 Per Patient		입내원1일당 Per Visit		요양급여1일당 Per reimbursed day				Division
진료비 Medical Expense	급여비 Benefit	입내원일수 Visit	요양급여일수 Reimbursed Days	진료비 Medical Expense	급여비 Benefit	진료비 Medical Expense	급여비 Benefit	
<b>2,077,559</b>	<b>1,600,606</b>	<b>22.58</b>	<b>234.29</b>	<b>91,997</b>	<b>70,877</b>	<b>8,868</b>	<b>6,832</b>	<b>Daejeon</b>
1,135,316	888,004	17.59	161.72	64,533	50,475	7,020	5,491	Dong-gu
1,733,548	1,362,075	18.01	212.20	96,238	75,616	8,169	6,419	Jung-gu
1,319,386	998,300	16.65	165.01	79,235	59,952	7,996	6,050	Seo-gu
892,795	668,312	13.95	118.24	63,987	47,899	7,551	5,652	Yuseong-gu
982,362	750,000	15.66	161.32	62,727	47,890	6,090	4,649	Daedeok-gu
<b>1,830,434</b>	<b>1,396,802</b>	<b>20.96</b>	<b>222.12</b>	<b>87,348</b>	<b>66,655</b>	<b>8,241</b>	<b>6,289</b>	<b>Chungbuk</b>
1,103,221	837,526	15.46	153.24	71,343	54,161	7,199	5,465	Sangdang-gu
1,228,877	955,235	14.35	144.81	85,652	66,579	8,486	6,597	Seowon-gu
924,975	684,670	13.41	123.57	68,982	51,061	7,486	5,541	Heungdeok-gu
1,092,830	811,186	15.09	154.55	72,424	53,759	7,071	5,249	Cheongwon-gu
1,708,214	1,296,221	20.77	234.65	82,237	62,403	7,280	5,524	Chungju-si
1,574,091	1,204,362	20.17	224.39	78,023	59,697	7,015	5,367	Jecheon-si
1,312,276	1,008,409	20.18	221.51	65,014	49,959	5,924	4,552	Boeun-gun
1,541,264	1,156,400	22.97	244.70	67,112	50,353	6,299	4,726	Okcheon-gun
1,705,101	1,310,193	23.73	252.33	71,865	55,221	6,757	5,192	Yeongdong-gun
832,769	629,696	13.98	163.14	59,573	45,046	5,105	3,860	Jeungpyeong-gun
1,070,831	803,392	14.94	149.01	71,664	53,766	7,186	5,392	Jincheon-gun
1,149,569	880,687	14.92	196.84	77,072	4,474	5,840	4,474	Goesan-gun
1,002,794	778,368	15.79	162.46	63,511	4,791	6,172	4,791	Eumseong-gun
840,677	639,943	13.59	188.49	61,849	47,081	4,460	3,395	Danyang-gun
<b>1,736,665</b>	<b>1,322,229</b>	<b>20.37</b>	<b>214.50</b>	<b>85,276</b>	<b>64,926</b>	<b>8,097</b>	<b>6,164</b>	<b>Chungnam</b>
1,435,295	1,101,941	14.52	161.23	98,845	75,888	8,902	6,834	Dongnam-gu
925,661	687,271	13.92	116.60	66,480	49,359	7,939	5,894	Seobuk-gu
1,577,142	1,217,523	20.69	222.08	76,224	58,844	7,102	5,482	Gongju-si
1,468,912	1,114,252	22.23	237.57	66,071	50,118	6,183	4,690	Boryeong-si
1,115,697	839,096	15.18	148.05	73,513	55,288	7,536	5,668	Asan-si
1,237,501	912,778	16.82	191.98	73,573	54,268	6,446	4,755	Seosan-si
1,906,563	1,481,299	24.85	239.89	76,733	59,617	7,948	6,175	Nonsan-si
536,450	394,353	11.30	97.77	47,461	34,889	5,487	4,033	Gyerong-si
1,232,803	911,857	16.52	181.45	74,635	55,205	6,794	5,025	Dangjin-si
1,369,763	1,065,075	23.11	227.19	59,284	46,097	6,029	4,688	Geumsan-gun
1,455,274	1,137,142	22.77	253.74	63,917	49,944	5,735	4,481	Buyeo-gun
1,576,268	1,224,616	25.52	269.28	61,756	47,979	5,854	4,548	Seocheon-gun
985,820	745,743	16.15	229.83	61,060	46,190	4,289	3,245	Cheongyang-gun
1,377,671	1,049,848	19.17	225.49	71,883	54,778	6,110	4,656	Hongseong-gun
1,226,378	924,386	18.05	218.05	67,926	51,199	5,624	4,239	Yesan-gun
1,279,716	965,491	20.48	235.01	62,483	47,140	5,445	4,108	Taeon-gun
<b>1,157,487</b>	<b>863,272</b>	<b>16.62</b>	<b>141.98</b>	<b>69,626</b>	<b>51,928</b>	<b>8,153</b>	<b>6,080</b>	<b>Sejong</b>

Note : Based on the Treatments(excluding pharmacy from Medical Service Use, including pharmacy in Treatment Days/Medical Expense /Benefit Amount) including Medical aid

제 3-1-1 표  
Table 3-1-1

시·군·구별  
Medical Treatment

구 분	진료실인원수 Patients	입내원일수 Visit	요양급여일수 Reimbursed Days	진료비 Medical Expense	급여비 Benefit
대 천	185,209	3,382,405	4,980,790	903,673,114	751,210,724
등 구	8,215	295,516	346,777	39,609,718	33,234,428
중 구	18,906	355,021	515,090	108,465,132	90,844,503
서 구	34,810	435,766	673,078	127,969,311	106,125,091
유 성 구	22,964	277,167	427,726	58,911,589	47,961,417
대 덕 구	4,400	119,811	165,633	18,164,129	15,345,358
충 북	186,814	3,304,961	4,780,715	805,375,750	662,645,716
청 주 시 상 당 구	14,272	145,349	229,238	43,242,079	36,072,543
청 주 시 서 원 구	10,214	198,702	292,642	58,384,364	49,323,640
청 주 시 흥 덕 구	15,486	155,473	280,011	43,959,098	35,185,700
청 주 시 청 원 구	12,157	120,325	193,749	35,465,167	28,631,662
충 주 시	22,204	432,744	531,553	74,601,365	60,894,613
제 천 시	13,617	225,939	312,149	43,198,466	35,795,123
보 은 군	2,050	53,648	64,813	6,645,534	5,348,615
옥 천 군	2,822	78,455	103,426	11,961,913	9,537,906
영 동 군	3,322	116,106	136,891	15,356,587	12,275,848
증 평 군	291	10,901	11,204	1,144,993	918,092
진 천 군	4,134	89,984	117,417	14,676,991	11,835,373
괴 산 군	2,406	33,070	53,087	6,648,849	5,332,970
음 성 군	2,759	79,360	97,569	10,290,913	8,919,204
단 양 군	498	30,529	32,095	2,336,173	1,907,829
충 남	237,605	4,792,435	6,664,649	1,041,966,325	859,425,747
천 안 시 동 남 구	20,506	390,669	595,334	111,305,757	93,282,924
천 안 시 서 북 구	23,333	335,339	452,340	64,744,835	53,331,679
공 주 시	5,086	286,841	316,923	36,217,277	30,065,333
보 령 시	6,923	138,828	194,820	20,613,053	16,712,074
아 산 시	22,686	357,827	505,786	72,086,496	58,682,858
서 산 시	14,143	154,899	244,527	34,796,043	27,610,279
논 산 시	13,619	417,991	509,298	61,309,138	50,721,043
계 룡 시	192	11,963	12,282	1,049,113	850,074
당 진 시	19,775	192,690	290,420	37,000,675	29,104,665
금 산 군	1,649	84,957	91,679	8,080,862	6,597,481
부 여 군	1,852	131,315	139,469	12,554,213	10,459,045
서 천 군	2,711	148,641	158,188	13,745,621	11,084,784
청 양 군	279	37,384	37,630	3,283,551	2,729,754
홍 성 군	8,193	155,228	189,670	26,268,287	21,701,383
예 산 군	4,272	59,046	96,993	11,316,495	8,806,940
태 안 군	1,255	47,393	49,898	5,471,322	4,481,127
세 종	28,655	231,126	394,828	67,676,701	55,871,989

주 : 진료일 기준이며, 의료급여 포함

# 진료실적 현황 (관내-입원)

## Activities by District (Internal-Hospitalization)

(단위 : 명, 일, 천원, 원)  
Unit : Person, Day, 1,000Won, WON

진료실인원수당		Per Patient		입내원1일당		요양급여1일당		Division
진료비 Medical Expense	급여비 Benefit	입내원일수 Visit	요양급여일수 Reimbursed Days	진료비 Medical Expense	급여비 Benefit	진료비 Medical Expense	급여비 Benefit	
<b>4,879,207</b>	<b>4,056,016</b>	<b>18.26</b>	<b>26.89</b>	<b>267,169</b>	<b>222,094</b>	<b>181,432</b>	<b>150,822</b>	<b>Daejeon</b>
4,821,633	4,045,579	35.97	42.21	134,036	112,462	114,222	95,838	Dong-gu
5,737,075	4,805,062	18.78	27.24	305,518	255,885	210,575	176,366	Jung-gu
3,676,223	3,048,696	12.52	19.34	293,665	243,537	190,126	157,671	Seo-gu
2,565,389	2,088,548	12.07	18.63	212,549	173,042	137,732	112,131	Yuseong-gu
4,128,211	3,487,581	27.23	37.64	151,607	128,080	109,665	92,647	Daedeok-gu
<b>4,311,110</b>	<b>3,547,088</b>	<b>17.69</b>	<b>25.59</b>	<b>243,687</b>	<b>200,500</b>	<b>168,463</b>	<b>138,608</b>	<b>Chungbuk</b>
3,029,854	2,527,504	10.18	16.06	297,505	248,179	188,634	157,358	Sangdang-gu
5,716,112	4,829,023	19.45	28.65	293,829	248,229	199,508	168,546	Seowon-gu
2,838,635	2,272,097	10.04	18.08	282,744	226,314	156,991	125,658	Heungdeok-gu
2,917,263	2,355,158	9.90	15.94	294,745	237,953	183,047	147,777	Cheongwon-gu
3,359,816	2,742,506	19.49	23.94	172,391	140,717	140,346	114,560	Chungju-si
3,172,392	2,628,708	16.59	22.92	191,195	158,428	138,391	114,673	Jecheon-si
3,241,724	2,609,080	26.17	31.62	123,873	99,698	102,534	82,524	Boeun-gun
4,238,807	3,379,839	27.80	36.65	152,468	121,572	115,657	92,220	Okcheon-gun
4,622,693	3,695,318	34.95	41.21	132,264	105,730	112,181	89,676	Yeongdong-gun
3,934,684	3,154,956	37.46	38.50	105,036	84,221	102,195	81,943	Jeungpyeong-gun
3,550,312	2,862,935	21.77	28.40	163,107	131,528	124,999	100,798	Jincheon-gun
2,763,445	2,216,530	13.74	22.06	201,054	100,457	125,244	100,457	Goesan-gun
3,729,943	3,232,767	28.76	35.36	129,674	91,414	105,473	91,414	Eumseong-gun
4,691,110	3,830,982	61.30	64.45	76,523	62,492	72,789	59,443	Danyang-gun
<b>4,385,288</b>	<b>3,617,036</b>	<b>20.17</b>	<b>28.05</b>	<b>217,419</b>	<b>179,330</b>	<b>156,342</b>	<b>128,953</b>	<b>Chungnam</b>
5,427,960	4,549,055	19.05	29.03	284,911	238,777	186,964	156,690	Dongnam-gu
2,774,818	2,285,676	14.37	19.39	193,073	159,038	143,133	117,902	Seobuk-gu
7,120,975	5,911,391	56.40	62.31	126,263	104,815	114,278	94,866	Gongju-si
2,977,474	2,413,993	20.05	28.14	148,479	120,380	105,806	85,782	Boryeong-si
3,177,576	2,586,743	15.77	22.30	201,456	163,998	142,524	116,023	Asan-si
2,460,301	1,952,222	10.95	17.29	224,637	178,247	142,299	112,913	Seosan-si
4,501,736	3,724,285	30.69	37.40	146,676	121,345	120,380	99,590	Nonsan-si
5,464,131	4,427,468	62.31	63.97	87,696	71,059	85,419	69,213	Gyerong-si
1,871,083	1,471,791	9.74	14.69	192,022	151,044	127,404	100,216	Dangjin-si
4,900,462	4,000,898	51.52	55.60	95,117	77,657	88,143	71,963	Geumsan-gun
6,778,733	5,647,433	70.90	75.31	95,604	79,649	90,014	74,992	Buyeo-gun
5,070,314	4,088,817	54.83	58.35	92,475	74,574	86,894	70,073	Seocheon-gun
11,768,998	9,784,065	133.99	134.87	87,833	73,019	87,259	72,542	Cheongyang-gun
3,206,187	2,648,771	18.95	23.15	169,224	139,803	138,495	114,417	Hongseong-gun
2,648,992	2,061,550	13.82	22.70	191,656	149,154	116,673	90,800	Yesan-gun
4,359,619	3,570,619	37.76	39.76	115,446	94,553	109,650	89,806	Taeon-gun
<b>2,361,776</b>	<b>1,949,816</b>	<b>8.07</b>	<b>13.78</b>	<b>292,813</b>	<b>241,738</b>	<b>171,408</b>	<b>141,510</b>	<b>Sejong</b>

Note : Based on the Treatments including medical aid

제 3-1-2 표  
Table 3-1-2

시·군·구별  
Medical Treatment

구 분	진료실인원수 Patients	입내원일수 Visit	요양급여일수 Reimbursed Days	진료비 Medical Expense	급여비 Benefit
대 천	1,354,792	27,329,560	313,641,548	1,921,735,878	1,425,558,510
등 구	180,851	2,901,585	29,041,793	166,708,960	128,140,672
중 구	188,955	3,064,417	39,766,857	220,614,278	167,718,109
서 구	416,753	6,519,097	68,246,782	423,098,641	310,834,917
유 성 구	317,303	4,161,607	37,188,175	225,114,160	164,649,312
대 덕 구	143,456	2,130,667	23,015,502	123,001,335	92,429,643
충 북	1,491,459	28,066,024	327,733,505	1,934,825,984	1,428,398,640
청 주 시 상 당 구	173,923	2,551,966	26,500,882	149,191,606	110,016,237
청 주 시 서 원 구	154,956	2,033,768	22,239,363	132,831,365	99,312,783
청 주 시 흥 덕 구	239,507	3,062,329	29,373,130	178,011,676	129,118,009
청 주 시 청 원 구	168,130	2,421,362	25,839,369	148,613,312	108,006,167
충 주 시	191,991	3,573,773	44,728,025	254,882,399	189,123,064
제 천 시	117,389	2,151,190	26,127,435	142,271,985	106,111,267
보 은 군	25,363	460,879	5,581,653	26,805,692	20,356,732
옥 천 군	41,332	874,644	10,051,868	52,002,077	38,453,855
영 동 군	36,999	767,534	9,260,541	48,146,503	36,519,686
증 평 군	31,757	433,409	5,173,908	25,323,724	19,096,169
진 천 군	76,336	1,054,753	11,297,994	67,359,391	49,712,513
괴 산 군	25,057	342,233	4,899,733	22,276,607	16,826,880
음 성 군	82,195	1,221,503	13,287,758	72,328,278	55,209,740
단 양 군	20,931	255,373	3,932,613	15,346,628	11,552,722
충 남	1,983,076	35,778,770	420,647,437	2,417,772,029	1,774,683,594
천 안 시 동 남 구	216,893	2,776,215	34,568,956	201,724,833	147,044,984
천 안 시 서 북 구	359,776	4,686,484	41,600,362	269,106,913	194,541,507
공 주 시	86,042	1,507,158	18,938,858	100,528,804	75,500,011
보 령 시	85,666	1,770,867	20,211,462	105,562,122	78,998,870
아 산 시	310,690	4,371,429	45,626,279	275,573,713	202,786,073
서 산 시	159,949	2,542,348	30,541,466	163,649,651	118,762,841
논 산 시	98,220	2,045,127	23,271,020	127,692,279	96,123,131
계 룡 시	37,354	410,688	3,643,684	19,010,353	13,895,986
당 진 시	155,142	2,380,331	27,974,310	155,037,935	112,938,954
금 산 군	41,833	886,797	9,463,294	49,528,612	38,197,444
부 여 군	51,096	1,039,354	12,907,309	62,271,614	48,009,404
서 천 군	42,348	942,055	11,348,546	53,611,459	41,245,501
청 양 군	23,096	337,312	5,296,216	19,595,369	14,577,448
홍 성 군	87,870	1,536,239	19,711,368	95,319,451	70,953,976
예 산 군	64,300	1,103,381	13,942,226	67,642,603	50,708,726
태 안 군	51,399	1,008,042	12,060,588	60,474,978	45,272,561
세 종	344,793	5,513,881	48,669,945	332,324,063	242,455,049

주 : 진료일 기준(의료이용은 약국제외, 요양급여일수, 진료비와 급여비는 약국포함)이며, 의료급여 포함



## 진료실적 현황 (관내-외래)

### Activities by District (Internal-Hospitalization)

(단위 : 명, 일, 천원, 원)  
Unit : Person, Day, 1,000Won, WON

진료실인원수당		Per Patient		입내원1일당		요양급여1일당		Division
진료비 Medical Expense	급여비 Benefit	입내원일수 Visit	요양급여일수 Reimbursed Days	진료비 Medical Expense	급여비 Benefit	진료비 Medical Expense	급여비 Benefit	
<b>1,418,473</b>	<b>1,052,234</b>	<b>20.17</b>	<b>231.51</b>	<b>70,317</b>	<b>52,162</b>	<b>6,127</b>	<b>4,545</b>	<b>Daejeon</b>
921,803	708,543	16.04	160.58	57,454	44,162	5,740	4,412	Dong-gu
1,167,549	887,609	16.22	210.46	71,992	54,731	5,548	4,218	Jung-gu
1,015,226	745,849	15.64	163.76	64,901	47,681	6,200	4,555	Seo-gu
709,461	518,902	13.12	117.20	54,093	39,564	6,053	4,427	Yuseong-gu
857,415	644,307	14.85	160.44	57,729	43,381	5,344	4,016	Daedeok-gu
<b>1,297,271</b>	<b>957,719</b>	<b>18.82</b>	<b>219.74</b>	<b>68,938</b>	<b>50,894</b>	<b>5,904</b>	<b>4,358</b>	<b>Chungbuk</b>
857,803	632,557	14.67	152.37	58,461	43,110	5,630	4,151	Sangdang-gu
857,220	640,910	13.12	143.52	65,313	48,832	5,973	4,466	Seowon-gu
743,242	539,099	12.79	122.64	58,130	42,163	6,060	4,396	Heungdeok-gu
883,919	642,397	14.40	153.69	61,376	44,606	5,751	4,180	Cheongwon-gu
1,327,575	985,062	18.61	232.97	71,320	52,920	5,698	4,228	Chungju-si
1,211,970	903,929	18.33	222.57	66,136	49,327	5,445	4,061	Jecheon-si
1,056,882	802,615	18.17	220.07	58,162	44,169	4,802	3,647	Boeun-gun
1,258,155	930,365	21.16	243.20	59,455	43,965	5,173	3,826	Okcheon-gun
1,301,292	987,045	20.74	250.29	62,729	47,581	5,199	3,944	Yeongdong-gun
797,422	601,322	13.65	162.92	58,429	44,060	4,895	3,691	Jeungpyeong-gun
882,407	651,233	13.82	148.00	63,863	47,132	5,962	4,400	Jincheon-gun
889,037	671,544	13.66	195.54	65,092	3,434	4,546	3,434	Goesan-gun
879,960	671,692	14.86	161.66	59,213	4,155	5,443	4,155	Eumseong-gun
733,201	551,943	12.20	187.88	60,095	45,239	3,902	2,938	Danyang-gun
<b>1,219,203</b>	<b>894,915</b>	<b>18.04</b>	<b>212.12</b>	<b>67,576</b>	<b>49,602</b>	<b>5,748</b>	<b>4,219</b>	<b>Chungnam</b>
930,066	677,961	12.80	159.38	72,662	52,966	5,835	4,254	Dongnam-gu
747,985	540,730	13.03	115.63	57,422	41,511	6,469	4,676	Seobuk-gu
1,168,369	877,479	17.52	220.11	66,701	50,094	5,308	3,987	Gongju-si
1,232,252	922,173	20.67	235.93	59,610	44,610	5,223	3,909	Boryeong-si
886,973	652,696	14.07	146.85	63,040	46,389	6,040	4,445	Asan-si
1,023,136	742,504	15.89	190.95	64,369	46,714	5,358	3,889	Seosan-si
1,300,064	978,651	20.82	236.93	62,437	47,001	5,487	4,131	Nonsan-si
508,924	372,008	10.99	97.54	46,289	33,836	5,217	3,814	Gyerong-si
999,329	727,971	15.34	180.31	65,133	47,447	5,542	4,037	Dangjin-si
1,183,960	913,094	21.20	226.22	55,851	43,073	5,234	4,036	Geumsan-gun
1,218,718	939,592	20.34	252.61	59,914	46,192	4,825	3,720	Buyeo-gun
1,265,974	973,966	22.25	267.98	56,909	43,782	4,724	3,634	Seocheon-gun
848,431	631,168	14.60	229.31	58,093	43,217	3,700	2,752	Cheongyang-gun
1,084,778	807,488	17.48	224.32	62,047	46,187	4,836	3,600	Hongseong-gun
1,051,984	788,627	17.16	216.83	61,305	45,958	4,852	3,637	Yesan-gun
1,176,579	880,806	19.61	234.65	59,993	44,911	5,014	3,754	Taeon-gun
<b>963,836</b>	<b>703,190</b>	<b>15.99</b>	<b>141.16</b>	<b>60,270</b>	<b>43,972</b>	<b>6,828</b>	<b>4,982</b>	<b>Sejong</b>

Note : Based on the Treatments(excluding pharmacy from Medical Service Use, including pharmacy in Treatment Days/Medical Expense /Benefit Amount) including Medical aid

제 3-2 표  
Table 3-2

시·군·구별  
Medical Treatment

구 분		진료실인원수 Patients	입내원일수 Visit	요양급여일수 Reimbursed Days	진료비 Medical Expense	급여비 Benefit
대	천	360,862	2,759,930	27,334,777	430,520,471	346,582,534
등	구	175,714	2,603,260	31,480,516	367,589,137	290,971,557
중	구	169,864	2,283,134	21,539,878	245,264,490	190,317,982
서	구	292,306	3,253,376	36,014,927	429,762,802	337,207,135
유	성 구	272,902	3,110,795	35,409,843	415,051,815	320,929,090
대	덕 구	132,204	1,960,676	22,124,538	286,603,965	226,642,553
충	북	534,326	5,381,308	70,081,824	1,060,103,239	844,967,224
청	주 시 상 당 구	144,010	1,813,603	20,126,969	257,434,233	202,773,549
청	주 시 서 원 구	151,915	2,007,010	21,817,246	228,804,248	176,793,933
청	주 시 흥 덕 구	199,262	2,322,957	26,439,372	317,169,593	247,250,282
청	주 시 청 원 구	131,745	1,438,744	15,675,257	208,208,349	163,619,900
충	주 시	84,724	869,358	10,384,973	185,843,369	149,126,586
제	천 시	62,542	635,042	9,049,328	139,012,067	110,480,245
보	은 군	23,783	382,286	5,052,450	68,374,437	53,730,239
옥	천 군	35,803	577,032	6,938,132	97,046,319	76,414,769
영	동 군	31,362	493,941	6,283,072	90,726,212	71,567,201
증	평 군	28,485	382,635	4,357,748	60,886,380	47,665,011
진	천 군	66,325	814,822	9,643,377	123,294,830	95,671,315
피	산 군	31,833	585,322	7,738,513	87,379,565	68,148,320
음	성 군	74,914	1,045,892	13,369,887	167,895,094	130,646,008
단	양 군	23,576	408,348	4,969,604	64,926,540	50,729,282
충	남	864,327	9,116,760	123,586,806	1,756,605,550	1,379,860,382
천	안 시 동 남 구	199,604	2,281,397	23,836,452	258,609,567	199,168,737
천	안 시 서 북 구	269,989	2,671,016	34,958,739	411,289,656	317,408,540
공	주 시	69,191	939,543	12,098,303	174,142,414	137,331,196
보	령 시	56,244	747,850	9,378,046	146,302,276	115,984,366
아	산 시	231,660	2,521,933	30,750,204	387,915,982	300,726,434
서	산 시	91,735	957,726	12,598,029	192,136,316	150,685,811
논	산 시	67,579	885,431	12,106,014	168,964,948	133,599,564
계	룡 시	38,534	514,669	5,798,280	68,163,597	52,144,391
당	진 시	94,732	1,046,423	13,806,019	202,488,315	157,651,560
금	산 군	38,659	649,286	8,397,646	111,153,436	87,054,356
부	여 군	46,648	844,170	10,417,163	147,613,523	115,709,084
서	천 군	37,089	618,310	7,209,964	111,036,466	87,301,987
청	양 군	25,635	475,663	5,733,096	77,461,813	60,103,390
흥	성 군	59,204	674,088	8,607,703	133,159,936	104,600,340
예	산 군	58,563	904,105	11,431,891	154,438,465	121,224,365
태	안 군	45,357	661,517	8,780,142	125,293,767	97,496,742
세	종	223,100	2,302,117	26,366,865	331,417,111	256,160,605

주 : 진료일 기준(의료이용은 약국제외, 요양급여일수, 진료비와 급여비는 약국포함)이며, 의료급여 포함

# 진료실적 현황 (관외-계)

## Activities by District (External-Total)

(단위 : 명, 일, 천원, 원)  
Unit : Person, Day, 1,000Won, WON

진료실인원수당		Per Patient		입내원1일당		요양급여1일당		Division
진료비 Medical Expense	급여비 Benefit	입내원일수 Visit	요양급여일수 Reimbursed Days	진료비 Medical Expense	급여비 Benefit	진료비 Medical Expense	급여비 Benefit	
<b>1,193,034</b>	<b>960,430</b>	<b>7.65</b>	<b>75.75</b>	<b>155,990</b>	<b>125,577</b>	<b>15,750</b>	<b>12,679</b>	<b>Daejeon</b>
2,091,974	1,655,938	14.82	179.16	141,203	111,772	11,677	9,243	Dong-gu
1,443,887	1,120,414	13.44	126.81	107,424	83,358	11,387	8,836	Jung-gu
1,470,250	1,153,610	11.13	123.21	132,097	103,648	11,933	9,363	Seo-gu
1,520,882	1,175,987	11.40	129.75	133,423	103,166	11,721	9,063	Yuseong-gu
2,167,892	1,714,340	14.83	167.35	146,176	115,594	12,954	10,244	Daedeok-gu
<b>1,984,001</b>	<b>1,581,370</b>	<b>10.07</b>	<b>131.16</b>	<b>196,997</b>	<b>157,019</b>	<b>15,127</b>	<b>12,057</b>	<b>Chungbuk</b>
1,787,614	1,408,052	12.59	139.76	141,946	111,807	12,791	10,075	Sangdang-gu
1,506,133	1,163,769	13.21	143.61	114,003	88,088	10,487	8,103	Seowon-gu
1,591,721	1,240,830	11.66	132.69	136,537	106,438	11,996	9,352	Heungdeok-gu
1,580,389	1,241,944	10.92	118.98	144,715	113,724	13,283	10,438	Cheongwon-gu
2,193,515	1,760,146	10.26	122.57	213,771	171,536	17,895	14,360	Chungju-si
2,222,699	1,766,497	10.15	144.69	218,902	173,973	15,362	12,209	Jecheon-si
2,874,929	2,259,187	16.07	212.44	178,857	140,550	13,533	10,634	Boeun-gun
2,710,564	2,134,312	16.12	193.79	168,182	132,427	13,987	11,014	Okcheon-gun
2,892,871	2,281,972	15.75	200.34	183,678	144,890	14,440	11,390	Yeongdong-gun
2,137,489	1,673,337	13.43	152.98	159,124	124,570	13,972	10,938	Jeungpyeong-gun
1,858,950	1,442,462	12.29	145.40	151,315	117,414	12,785	9,921	Jincheon-gun
2,744,937	2,140,807	18.39	243.10	149,285	8,806	11,292	8,806	Goesan-gun
2,241,171	1,743,946	13.96	178.47	160,528	9,772	12,558	9,772	Eumseong-gun
2,753,925	2,151,734	17.32	210.79	158,998	124,231	13,065	10,208	Danyang-gun
<b>2,032,339</b>	<b>1,596,456</b>	<b>10.55</b>	<b>142.99</b>	<b>192,679</b>	<b>151,354</b>	<b>14,214</b>	<b>11,165</b>	<b>Chungnam</b>
1,295,613	997,819	11.43	119.42	113,356	87,301	10,849	8,356	Dongnam-gu
1,523,357	1,175,635	9.89	129.48	153,982	118,834	11,765	9,080	Seobuk-gu
2,516,836	1,984,813	13.58	174.85	185,348	146,168	14,394	11,351	Gongju-si
2,601,207	2,062,164	13.30	166.74	195,631	155,090	15,601	12,368	Boryeong-si
1,674,506	1,298,137	10.89	132.74	153,817	119,244	12,615	9,780	Asan-si
2,094,471	1,642,621	10.44	137.33	200,617	157,337	15,251	11,961	Seosan-si
2,500,258	1,976,939	13.10	179.14	190,828	150,886	13,957	11,036	Nonsan-si
1,768,921	1,353,205	13.36	150.47	132,442	101,316	11,756	8,993	Gyerong-si
2,137,486	1,664,185	11.05	145.74	193,505	150,658	14,667	11,419	Dangjin-si
2,875,228	2,251,852	16.80	217.22	171,193	134,077	13,236	10,367	Geumsan-gun
3,164,413	2,480,473	18.10	223.31	174,862	137,068	14,170	11,108	Buyeo-gun
2,993,784	2,353,851	16.67	194.40	179,581	141,195	15,400	12,109	Seocheon-gun
3,021,721	2,344,583	18.56	223.64	162,850	126,357	13,511	10,484	Cheongyang-gun
2,249,171	1,766,778	11.39	145.39	197,541	155,173	15,470	12,152	Hongseong-gun
2,637,134	2,069,982	15.44	195.21	170,819	134,082	13,509	10,604	Yesan-gun
2,762,391	2,149,541	14.58	193.58	189,404	147,384	14,270	11,104	Taeon-gun
<b>1,485,509</b>	<b>1,148,187</b>	<b>10.32</b>	<b>118.18</b>	<b>143,962</b>	<b>111,272</b>	<b>12,569</b>	<b>9,715</b>	<b>Sejong</b>

Note : Based on the Treatments(excluding pharmacy from Medical Service Use, including pharmacy in Treatment Days/Medical Expense /Benefit Amount) including Medical aid

제 3-2-1 표  
Table 3-2-1

시·군·구별  
Medical Treatment

구 분	진료실인원수 Patients	입내원일수 Visit	요양급여일수 Reimbursed Days	진료비 Medical Expense	급여비 Benefit
대 천	29,567	572,453	1,009,050	197,249,170	166,505,390
등 구	26,872	502,283	795,659	164,824,087	138,373,346
중 구	18,166	388,506	569,217	93,312,967	77,035,658
서 구	32,944	672,453	1,034,406	191,375,987	159,290,881
유 성 구	32,491	475,474	789,480	162,906,418	135,930,475
대 덕 구	22,197	432,861	672,774	135,382,945	113,574,956
충 북	73,837	1,375,741	2,580,371	539,693,215	454,155,159
청 주 시 상 당 구	18,356	352,324	565,526	114,963,862	96,351,211
청 주 시 서 원 구	18,371	282,888	468,476	86,403,952	71,409,936
청 주 시 흥 덕 구	24,779	384,777	641,650	132,617,608	111,026,037
청 주 시 청 원 구	16,144	281,606	463,877	94,766,793	79,485,082
충 주 시	13,788	247,646	479,975	100,818,066	84,793,342
제 천 시	10,126	182,337	356,873	73,370,511	61,427,768
보 은 군	4,961	113,987	182,834	36,529,278	30,325,188
옥 천 군	6,791	164,079	246,488	49,273,271	40,731,648
영 동 군	6,453	145,952	234,817	49,036,963	40,730,088
증 평 군	5,203	93,960	155,300	30,032,907	24,910,161
진 천 군	9,701	163,188	284,888	56,540,366	46,877,698
괴 산 군	5,906	131,119	210,059	39,976,253	33,018,458
음 성 군	13,360	259,986	437,509	81,143,580	67,475,707
단 양 군	4,772	106,268	176,970	31,683,062	26,259,433
충 남	131,916	2,426,869	4,353,619	897,987,337	746,107,977
천 안 시 동 남 구	21,141	338,510	528,124	94,655,795	78,625,517
천 안 시 서 북 구	36,156	492,610	879,390	179,141,629	149,312,010
공 주 시	13,093	251,516	425,698	89,927,802	74,886,882
보 령 시	10,967	269,985	437,324	82,529,425	68,762,790
아 산 시	32,588	481,340	842,751	175,175,019	146,325,283
서 산 시	15,072	287,169	514,093	102,831,555	85,502,994
논 산 시	12,846	260,357	427,595	90,692,744	75,745,183
계 룡 시	6,112	88,623	148,635	28,609,768	23,642,000
당 진 시	16,375	298,545	532,002	108,172,737	89,599,761
금 산 군	7,898	188,749	286,971	57,899,641	47,730,582
부 여 군	11,192	279,995	429,682	81,734,661	67,323,924
서 천 군	9,015	208,999	326,809	62,238,440	51,365,120
청 양 군	5,600	140,741	216,121	40,955,101	33,484,312
홍 성 군	10,444	202,880	354,821	73,591,021	61,204,635
예 산 군	11,188	275,856	426,341	83,317,175	69,252,050
태 안 군	9,917	202,418	356,654	68,638,413	56,549,235
세 종	25,755	518,693	823,956	152,683,824	125,954,835

주 : 진료일 기준이며, 의료급여 포함

## 진료실적 현황 (관외-입원)

### Activities by District (External-Hospitalization)

(단위 : 명, 일, 천원, 원)  
Unit : Person, Day, 1,000Won, WON

진료실인원수당 Per Patient				입내원1일당 Per Visit		요양급여1일당 Per reimbursed day		Division
진료비 Medical Expense	급여비 Benefit	입내원일수 Visit	요양급여일수 Reimbursed Days	진료비 Medical Expense	급여비 Benefit	진료비 Medical Expense	급여비 Benefit	
<b>6,671,261</b>	<b>5,631,460</b>	<b>19.36</b>	<b>34.13</b>	<b>344,568</b>	<b>290,863</b>	<b>195,480</b>	<b>165,012</b>	<b>Daejeon</b>
6,133,674	5,149,350	18.69	29.61	328,150	275,489	207,154	173,910	Dong-gu
5,136,682	4,240,651	21.39	31.33	240,184	198,287	163,932	135,336	Jung-gu
5,809,130	4,835,202	20.41	31.40	284,594	236,880	185,011	153,993	Seo-gu
5,013,894	4,183,635	14.63	24.30	342,619	285,884	206,346	172,177	Yuseong-gu
6,099,155	5,116,680	19.50	30.31	312,763	262,382	201,231	168,816	Daedeok-gu
<b>7,309,252</b>	<b>6,150,780</b>	<b>18.63</b>	<b>34.95</b>	<b>392,293</b>	<b>330,117</b>	<b>209,153</b>	<b>176,004</b>	<b>Chungbuk</b>
6,263,013	5,249,031	19.19	30.81	326,302	273,473	203,287	170,375	Sangdang-gu
4,703,280	3,887,101	15.40	25.50	305,435	252,432	184,436	152,430	Seowon-gu
5,352,016	4,480,650	15.53	25.89	344,661	288,546	206,682	173,032	Heungdeok-gu
5,870,094	4,923,506	17.44	28.73	336,523	282,256	204,293	171,349	Cheongwon-gu
7,312,015	6,149,793	17.96	34.81	407,106	342,397	210,049	176,662	Chungju-si
7,245,755	6,066,341	18.01	35.24	402,390	336,891	205,593	172,128	Jecheon-si
7,363,289	6,112,717	22.98	36.85	320,469	266,041	199,795	165,862	Boeun-gun
7,255,672	5,997,887	24.16	36.30	300,302	248,244	199,901	165,248	Okcheon-gun
7,599,095	6,311,807	22.62	36.39	335,980	279,065	208,831	173,455	Yeongdong-gun
5,772,229	4,787,654	18.06	29.85	319,635	265,115	193,386	160,400	Jeungpyeong-gun
5,828,303	4,832,254	16.82	29.37	346,474	287,262	198,465	164,548	Jincheon-gun
6,768,753	5,590,663	22.20	35.57	304,885	157,187	190,310	157,187	Goesan-gun
6,073,621	5,050,577	19.46	32.75	312,107	154,227	185,467	154,227	Eumseong-gun
6,639,368	5,502,815	22.27	37.09	298,143	247,106	179,031	148,384	Danyang-gun
<b>6,807,266</b>	<b>5,655,932</b>	<b>18.40</b>	<b>33.00</b>	<b>370,019</b>	<b>307,436</b>	<b>206,262</b>	<b>171,376</b>	<b>Chungnam</b>
4,477,357	3,719,101	16.01	24.98	279,625	232,269	179,230	148,877	Dongnam-gu
4,954,686	4,129,661	13.62	24.32	363,658	303,104	203,711	169,790	Seobuk-gu
6,868,388	5,719,612	19.21	32.51	357,543	297,742	211,248	175,916	Gongju-si
7,525,251	6,269,973	24.62	39.88	305,682	254,691	188,715	157,235	Boryeong-si
5,375,446	4,490,158	14.77	25.86	363,932	303,996	207,861	173,628	Asan-si
6,822,688	5,672,969	19.05	34.11	358,087	297,745	200,025	166,318	Seosan-si
7,059,999	5,896,402	20.27	33.29	348,340	290,928	212,100	177,142	Nonsan-si
4,680,918	3,868,128	14.50	24.32	322,826	266,770	192,483	159,061	Gyerong-si
6,605,969	5,471,741	18.23	32.49	362,333	300,121	203,331	168,420	Dangjin-si
7,330,924	6,043,376	23.90	36.33	306,755	252,879	201,761	166,325	Geumsan-gun
7,302,954	6,015,361	25.02	38.39	291,915	240,447	190,221	156,683	Buyeo-gun
6,903,876	5,697,739	23.18	36.25	297,793	245,767	190,443	157,172	Seocheon-gun
7,313,411	5,979,341	25.13	38.59	290,996	237,914	189,501	154,933	Cheongyang-gun
7,046,249	5,860,268	19.43	33.97	362,732	301,679	207,403	172,494	Hongseong-gun
7,447,012	6,189,851	24.66	38.11	302,031	251,044	195,424	162,433	Yesan-gun
6,921,288	5,702,252	20.41	35.96	339,092	279,369	192,451	158,555	Taeon-gun
<b>5,928,318</b>	<b>4,890,500</b>	<b>20.14</b>	<b>31.99</b>	<b>294,363</b>	<b>242,831</b>	<b>185,306</b>	<b>152,866</b>	<b>Sejong</b>

Note : Based on the Treatments including medical aid

제 3-2-2 표  
Table 3-2-2

시·군·구별  
Medical Treatment

구 분		진료실인원수 Patients	입내원일수 Visit	요양급여일수 Reimbursed Days	진료비 Medical Expense	급여비 Benefit
대	전	357,674	2,187,477	26,325,727	233,271,301	180,077,144
등	구	174,540	2,100,977	30,684,857	202,765,050	152,598,211
중	구	168,823	1,894,628	20,970,661	151,951,523	113,282,324
서	구	289,946	2,580,923	34,980,521	238,386,814	177,916,254
유	성 구	271,426	2,635,321	34,620,363	252,145,397	184,998,616
대	덕 구	131,136	1,527,815	21,451,764	151,221,020	113,067,597
충	북	528,803	4,005,567	67,501,453	520,410,024	390,812,064
청	주 시 상 당 구	143,031	1,461,279	19,561,443	142,470,372	106,422,338
청	주 시 서 원 구	151,063	1,724,122	21,348,770	142,400,296	105,383,996
청	주 시 흥 덕 구	197,904	1,938,180	25,797,722	184,551,985	136,224,245
청	주 시 청 원 구	130,740	1,157,138	15,211,380	113,441,557	84,134,817
충	주 시	83,552	621,712	9,904,998	85,025,304	64,333,245
제	천 시	61,809	452,705	8,692,455	65,641,556	49,052,477
보	은 군	23,452	268,299	4,869,616	31,845,159	23,405,051
옥	천 군	35,352	412,953	6,691,644	47,773,048	35,683,121
영	등 군	30,996	347,989	6,048,255	41,689,248	30,837,113
증	평 군	28,170	288,675	4,202,448	30,853,473	22,754,850
진	천 군	65,840	651,634	9,358,489	66,754,464	48,793,617
피	산 군	31,552	454,203	7,528,454	47,403,313	35,129,862
음	성 군	74,113	785,906	12,932,378	86,751,514	63,170,301
단	양 군	23,340	302,080	4,792,634	33,243,478	24,469,849
충	남	854,425	6,689,891	119,233,187	858,618,213	633,752,405
천	안 시 등 남 구	198,495	1,942,887	23,308,328	163,953,772	120,543,220
천	안 시 서 북 구	267,048	2,178,406	34,079,349	232,148,027	168,096,530
공	주 시	68,250	688,027	11,672,605	84,214,613	62,444,314
보	령 시	55,234	477,865	8,940,722	63,772,851	47,221,576
아	산 시	229,754	2,040,593	29,907,453	212,740,963	154,401,151
서	산 시	90,439	670,557	12,083,936	89,304,761	65,182,816
논	산 시	66,618	625,074	11,678,419	78,272,204	57,854,381
계	룡 시	38,298	426,046	5,649,645	39,553,829	28,502,390
당	진 시	93,624	747,878	13,274,017	94,315,578	68,051,798
금	산 군	38,152	460,537	8,110,675	53,253,795	39,323,774
부	여 군	45,861	564,175	9,987,481	65,878,862	48,385,159
서	천 군	36,434	409,311	6,883,155	48,798,026	35,936,866
청	양 군	25,324	334,922	5,516,975	36,506,712	26,619,078
홍	성 군	58,423	471,208	8,252,882	59,568,916	43,395,705
예	산 군	57,746	628,249	11,005,550	71,121,291	51,972,315
태	안 군	44,744	459,099	8,423,488	56,655,354	40,947,507
세	종	221,200	1,783,424	25,542,909	178,733,287	130,205,771

주 : 진료일 기준(의료이용은 약국제외, 요양급여일수, 진료비와 급여비는 약국포함)이며, 의료급여 포함

# 진료실적 현황 (관외-외래)

## Activities by District(External-Outpatients)

(단위 : 명, 일, 천원, 원)  
Unit : Person, Day, 1,000Won, WON

진료실인원수당 Per Patient		입내원1일당 Per Visit		요양급여1일당 Per reimbursed day				Division
진료비 Medical Expense	급여비 Benefit	입내원일수 Visit	요양급여일수 Reimbursed Days	진료비 Medical Expense	급여비 Benefit	진료비 Medical Expense	급여비 Benefit	
<b>652,190</b>	<b>503,467</b>	<b>6.12</b>	<b>73.60</b>	<b>106,639</b>	<b>82,322</b>	<b>8,861</b>	<b>6,840</b>	<b>Daejeon</b>
1,161,711	874,288	12.04	175.80	96,510	72,632	6,608	4,973	Dong-gu
900,064	671,012	11.22	124.22	80,201	59,791	7,246	5,402	Jung-gu
822,177	613,619	8.90	120.64	92,365	68,935	6,815	5,086	Seo-gu
928,966	681,580	9.71	127.55	95,679	70,200	7,283	5,344	Yuseong-gu
1,153,162	862,216	11.65	163.58	98,979	74,006	7,049	5,271	Daedeok-gu
<b>984,128</b>	<b>739,050</b>	<b>7.57</b>	<b>127.65</b>	<b>129,922</b>	<b>97,567</b>	<b>7,710</b>	<b>5,790</b>	<b>Chungbuk</b>
996,080	744,051	10.22	136.76	97,497	72,828	7,283	5,440	Sangdang-gu
942,655	697,616	11.41	141.32	82,593	61,123	6,670	4,936	Seowon-gu
932,533	688,335	9.79	130.35	95,219	70,285	7,154	5,280	Heungdeok-gu
867,688	643,528	8.85	116.35	98,036	72,709	7,458	5,531	Cheongwon-gu
1,017,633	769,979	7.44	118.55	136,760	103,478	8,584	6,495	Chungju-si
1,062,006	793,614	7.32	140.63	144,999	108,354	7,552	5,643	Jecheon-si
1,357,887	997,998	11.44	207.64	118,693	87,235	6,540	4,806	Boeun-gun
1,351,353	1,009,366	11.68	189.29	115,686	86,410	7,139	5,332	Okcheon-gun
1,344,988	994,874	11.23	195.13	119,800	88,615	6,893	5,099	Yeongdong-gun
1,095,260	807,769	10.25	149.18	106,880	78,825	7,342	5,415	Jeungpyeong-gun
1,013,889	741,094	9.90	142.14	102,442	74,879	7,133	5,214	Jincheon-gun
1,502,387	1,113,396	14.40	238.60	104,366	4,666	6,297	4,666	Goesan-gun
1,170,530	852,351	10.60	174.50	110,384	4,885	6,708	4,885	Eumseong-gun
1,424,314	1,048,408	12.94	205.34	110,049	81,005	6,936	5,106	Danyang-gun
<b>1,004,908</b>	<b>741,730</b>	<b>7.83</b>	<b>139.55</b>	<b>128,346</b>	<b>94,733</b>	<b>7,201</b>	<b>5,315</b>	<b>Chungnam</b>
825,984	607,286	9.79	117.43	84,387	62,043	7,034	5,172	Dongnam-gu
869,312	629,462	8.16	127.62	106,568	77,165	6,812	4,933	Seobuk-gu
1,233,914	914,935	10.08	171.03	122,400	90,759	7,215	5,350	Gongju-si
1,154,594	854,937	8.65	161.87	133,454	98,818	7,133	5,282	Boryeong-si
925,951	672,028	8.88	130.17	104,254	75,665	7,113	5,163	Asan-si
987,459	720,738	7.41	133.61	133,180	97,207	7,390	5,394	Seosan-si
1,174,941	868,450	9.38	175.30	125,221	92,556	6,702	4,954	Nonsan-si
1,032,791	744,227	11.12	147.52	92,839	66,900	7,001	5,045	Gyerong-si
1,007,387	726,863	7.99	141.78	126,111	90,993	7,105	5,127	Dangjin-si
1,395,832	1,030,713	12.07	212.59	115,634	85,387	6,566	4,848	Geumsan-gun
1,436,490	1,055,039	12.30	217.78	116,770	85,763	6,596	4,845	Buyeo-gun
1,339,354	986,355	11.23	188.92	119,220	87,798	7,089	5,221	Seocheon-gun
1,441,586	1,051,140	13.23	217.86	109,001	79,478	6,617	4,825	Cheongyang-gun
1,019,614	742,785	8.07	141.26	126,417	92,095	7,218	5,258	Hongseong-gun
1,231,623	900,016	10.88	190.59	113,206	82,726	6,462	4,722	Yesan-gun
1,266,211	915,151	10.26	188.26	123,406	89,191	6,726	4,861	Taeon-gun
<b>808,017</b>	<b>588,634</b>	<b>8.06</b>	<b>115.47</b>	<b>100,219</b>	<b>73,009</b>	<b>6,997</b>	<b>5,098</b>	<b>Sejong</b>

Note : Based on the Treatments(excluding pharmacy from Medical Service Use, including pharmacy in Treatment Days/Medical Expense /Benefit Amount) including Medical aid





## 제4장

# 연령별 성별 진료실적 현황



제 4-1 표  
Table 4-1

시·군·구별 연령별  
Medical Treatment Activities by

구 분	계				
	진료실인원수 Patients	입내원일수 Visit	요양급여일수 Reimbursed Days	진료비 Medical Expense	급여비 Benefit
대 전	1,403,774	33,471,895	345,957,115	3,255,929,463	2,523,351,768
등 구	212,959	5,800,361	60,869,086	573,907,815	452,346,657
중 구	216,039	5,702,572	61,821,825	574,343,900	448,880,594
서 구	450,165	10,208,239	104,934,787	980,830,754	754,167,143
유 성 구	359,102	7,549,569	73,025,744	699,077,564	533,539,820
대 덕 구	165,509	4,211,154	45,305,673	427,769,429	334,417,554
충 북	1,575,804	36,752,293	402,596,044	3,800,304,974	2,936,011,579
청 주 시 상 당 구	194,662	4,510,918	46,857,089	449,867,918	348,862,329
청 주 시 서 원 구	182,141	4,239,480	44,349,251	420,019,977	325,430,355
청 주 시 흥 덕 구	270,406	5,540,759	56,092,513	539,140,367	411,553,991
청 주 시 청 원 구	187,280	3,980,431	41,708,375	392,286,828	300,257,728
충 주 시	204,597	4,875,875	55,644,551	515,327,133	399,144,263
제 천 시	126,621	3,012,171	35,488,912	324,482,518	252,386,635
보 은 군	30,588	896,813	10,698,916	101,825,663	79,435,586
옥 천 군	48,458	1,530,131	17,093,426	161,010,310	124,406,530
영 동 군	43,455	1,377,581	15,680,504	154,229,302	120,362,735
증 평 군	36,606	826,945	9,542,860	87,355,097	67,679,272
진 천 군	89,844	1,959,559	21,058,788	205,331,213	157,219,201
괴 산 군	36,219	960,625	12,691,333	116,305,021	90,308,170
음 성 군	98,061	2,346,755	26,755,214	250,514,286	194,774,951
단 양 군	26,866	694,250	8,934,312	82,609,341	64,189,833
충 남	2,124,307	49,687,965	550,898,892	5,216,343,904	4,013,969,722
천 안 시 동 남 구	254,642	5,448,281	59,000,742	571,640,157	439,496,645
천 안 시 서 북 구	395,914	7,692,839	77,011,441	745,141,405	565,281,726
공 주 시	100,240	2,733,542	31,354,084	310,888,495	242,896,540
보 령 시	94,888	2,657,545	29,784,328	272,477,451	211,695,309
아 산 시	354,894	7,251,189	76,882,269	735,576,191	562,195,365
서 산 시	173,453	3,654,973	43,384,022	390,582,009	297,058,931
논 산 시	109,987	3,348,549	35,886,332	357,966,366	280,443,738
계 룡 시	45,171	937,320	9,454,246	88,223,063	66,890,450
당 진 시	170,404	3,619,444	42,070,749	394,526,925	299,695,179
금 산 군	50,430	1,621,040	17,952,619	168,762,910	131,849,281
부 여 군	60,565	2,014,839	23,463,941	222,439,350	174,177,533
서 천 군	48,717	1,709,006	18,716,698	178,393,546	139,632,271
청 양 군	29,949	850,359	11,066,942	100,340,732	77,410,592
홍 성 군	96,811	2,365,555	28,508,741	254,747,674	197,255,698
예 산 군	78,682	2,066,532	25,471,110	233,397,563	180,740,031
태 안 군	59,560	1,716,952	20,890,628	191,240,068	147,250,431
세 종	379,419	8,047,124	75,431,638	731,417,875	554,487,644

주 : 진료일 기준(의료이용은 약국제외, 요양급여일수, 진료비와 급여비는 약국포함)이며, 의료급여 포함

# 진료실적 현황 (계)

## Age and District (Total)

(단위 : 명, 일, 천원)  
Unit : Person, Day, 1,000Won

0 ~ 9세					Division
진료실인원수 Patients	입내원일수 Visit	요양급여일수 Reimbursed Days	진료비 Medical Expense	급여비 Benefit	
<b>96,186</b>	<b>3,139,932</b>	<b>14,207,467</b>	<b>168,385,390</b>	<b>137,156,900</b>	<b>Daejeon</b>
12,131	405,964	1,749,979	20,405,672	16,554,143	Dong-gu
11,657	374,218	1,680,224	20,114,231	16,326,149	Jung-gu
31,035	1,003,541	4,662,749	54,105,423	43,949,467	Seo-gu
32,459	1,053,141	4,839,373	56,065,048	45,609,070	Yuseong-gu
8,904	303,068	1,275,142	17,695,016	14,718,071	Daedeok-gu
<b>103,873</b>	<b>3,058,086</b>	<b>13,242,173</b>	<b>168,672,033</b>	<b>137,183,036</b>	<b>Chungbuk</b>
15,051	468,347	1,996,817	25,857,258	21,121,615	Sangdang-gu
10,653	326,209	1,344,978	17,103,645	13,788,263	Seowon-gu
22,498	709,983	3,015,224	39,342,812	32,091,006	Heungdeok-gu
15,681	483,223	2,092,643	27,773,600	22,472,386	Cheongwon-gu
12,177	328,933	1,515,433	18,388,767	15,102,298	Chungju-si
6,966	172,225	753,282	9,085,979	7,361,798	Jecheon-si
1,098	26,191	121,086	1,613,498	1,330,762	Boeun-gun
1,913	60,346	251,661	2,824,430	2,273,689	Okcheon-gun
1,572	42,001	201,281	2,244,347	1,782,992	Yeongdong-gun
2,603	73,114	329,699	4,278,439	3,507,669	Jeungpyeong-gun
6,869	198,707	853,388	10,293,009	8,265,089	Jincheon-gun
1,090	26,719	121,902	2,019,622	1,700,914	Goesan-gun
4,813	123,215	556,195	6,766,896	5,496,281	Eumseong-gun
889	18,873	88,584	1,079,732	888,273	Danyang-gun
<b>145,811</b>	<b>4,114,315</b>	<b>18,798,219</b>	<b>222,989,319</b>	<b>180,127,611</b>	<b>Chungnam</b>
16,404	478,676	2,088,074	25,702,556	20,814,109	Dongnam-gu
34,194	1,033,136	4,628,082	54,267,367	43,777,373	Seobuk-gu
4,391	120,154	537,657	6,346,840	5,162,996	Gongju-si
4,755	135,596	639,562	6,604,764	5,265,022	Boryeong-si
32,304	949,077	4,267,466	51,268,355	41,328,113	Asan-si
12,824	297,852	1,522,243	16,494,654	13,230,544	Seosan-si
5,574	160,407	721,970	8,679,422	7,107,592	Nonsan-si
3,723	110,566	502,782	5,893,955	4,731,064	Gyerong-si
13,141	343,787	1,595,539	20,825,578	16,855,766	Dangjin-si
1,878	52,671	235,895	2,822,069	2,304,251	Geumsan-gun
2,079	49,727	216,777	2,848,997	2,310,043	Buyeo-gun
1,727	54,364	235,314	2,949,789	2,399,770	Seocheon-gun
941	22,859	104,129	1,342,619	1,116,210	Cheongyang-gun
6,238	176,090	838,641	9,309,923	7,463,399	Hongseong-gun
3,376	82,996	417,206	4,968,975	4,104,925	Yesan-gun
2,262	46,357	246,882	2,663,459	2,156,433	Taeon-gun
<b>43,245</b>	<b>1,430,996</b>	<b>6,353,782</b>	<b>69,465,546</b>	<b>55,644,832</b>	<b>Sejong</b>

Note : Based on the Treatments (excluding pharmacy from Medical Service Use, including pharmacy in Treatment Days/Medical Expense /Benefit Amount) including Medical aid

제 4-1 표  
Table 4-1

시·군·구별 연령별  
Medical Treatment Activities by

구 분	10 ~ 19세				
	진료실인원수 Patients	입내원일수 Visit	요양급여일수 Reimbursed Days	진료비 Medical Expense	급여비 Benefit
대 전	134,307	1,949,300	9,268,879	113,509,580	83,521,933
동 구	18,332	267,237	1,251,260	15,482,426	11,579,614
중 구	19,075	279,855	1,334,067	17,003,954	12,773,120
서 구	45,151	652,632	3,172,644	37,996,266	27,737,585
유 성 구	37,674	541,676	2,565,343	31,433,135	22,773,935
대 덕 구	14,075	207,900	945,565	11,593,798	8,657,680
충 북	140,590	1,788,103	8,466,719	107,473,707	78,322,265
청 주 시 상 당 구	19,564	262,111	1,215,603	15,536,442	11,283,694
청 주 시 서 원 구	17,502	238,177	1,068,974	13,456,162	9,715,437
청 주 시 흥 덕 구	26,273	346,758	1,625,230	21,298,660	15,459,226
청 주 시 청 원 구	19,309	253,317	1,210,965	15,611,698	11,339,279
충 주 시	17,309	206,840	1,007,180	12,561,911	9,237,716
제 천 시	10,684	121,135	567,102	7,264,158	5,350,189
보 은 군	1,748	18,829	94,652	1,106,971	809,238
옥 천 군	3,469	49,891	234,511	2,904,986	2,137,581
영 등 군	2,756	32,004	159,684	1,965,541	1,443,727
증 평 군	3,253	41,480	206,121	2,579,824	1,917,660
진 천 군	8,391	100,820	480,108	6,011,435	4,334,457
괴 산 군	1,697	18,587	92,806	1,156,171	834,764
음 성 군	7,050	81,952	419,287	5,033,913	3,742,817
단 양 군	1,585	16,202	84,496	985,836	716,480
충 남	197,571	2,474,147	11,959,551	147,110,990	106,233,384
천 안 시 동 남 구	24,818	324,285	1,513,740	18,910,678	13,644,500
천 안 시 서 북 구	41,416	557,834	2,678,369	31,668,888	22,479,733
공 주 시	7,531	87,671	433,705	5,177,505	3,753,131
보 령 시	7,294	89,078	449,338	5,382,428	3,961,286
아 산 시	38,451	490,240	2,338,650	29,357,377	21,056,133
서 산 시	16,538	180,866	934,830	11,454,320	8,216,815
논 산 시	8,569	111,037	532,488	6,681,150	5,008,382
계 룡 시	6,094	78,288	367,829	4,476,035	3,216,043
당 진 시	16,078	192,320	896,750	11,735,877	8,458,809
금 산 군	3,882	48,594	229,352	3,069,406	2,353,446
부 여 군	3,898	45,422	224,622	3,053,571	2,327,435
서 천 군	2,941	36,839	165,251	2,471,072	1,863,750
청 양 군	1,821	19,513	107,993	1,134,692	825,180
홍 성 군	9,048	108,219	542,180	6,367,317	4,589,654
예 산 군	5,342	59,657	323,493	3,694,288	2,712,603
태 안 군	3,850	44,284	220,961	2,476,388	1,766,483
세 종	49,630	699,733	3,289,157	40,519,827	29,164,854

주 : 진료일 기준(의료이용은 약국제외, 요양급여일수, 진료비와 급여비는 약국포함)이며, 의료급여 포함

# 진료실적 현황 (계) <계속> Age and District (Total) <Cont'd>

(단위 : 명, 일, 천원)  
Unit : Person, Day, 1,000Won

20 ~ 29세					Division
진료실인원수 Patients	임내원일수 Visit	요양급여일수 Reimbursed Days	진료비 Medical Expense	급여비 Benefit	
<b>191,631</b>	<b>2,110,833</b>	<b>12,318,742</b>	<b>166,643,715</b>	<b>121,927,152</b>	<b>Daejeon</b>
28,352	310,980	1,764,741	23,907,974	17,550,860	Dong-gu
25,894	291,314	1,720,628	23,185,924	17,019,113	Jung-gu
65,051	726,984	4,242,404	58,214,507	42,573,556	Seo-gu
51,831	554,683	3,247,208	43,037,817	31,161,749	Yuseong-gu
20,503	226,872	1,343,761	18,297,493	13,621,873	Daedeok-gu
<b>176,697</b>	<b>1,866,993</b>	<b>10,882,110</b>	<b>151,812,551</b>	<b>111,555,401</b>	<b>Chungbuk</b>
21,859	239,980	1,410,344	19,359,071	14,251,038	Sangdang-gu
25,074	273,417	1,572,780	20,124,277	14,567,238	Seowon-gu
36,923	392,723	2,274,195	32,114,336	23,559,055	Heungdeok-gu
23,351	239,442	1,400,237	18,946,009	13,787,185	Cheongwon-gu
21,043	225,824	1,318,843	18,731,458	13,937,787	Chungju-si
13,266	134,258	772,824	11,485,634	8,530,481	Jecheon-si
1,880	19,447	116,467	1,659,573	1,201,382	Boeun-gun
3,618	40,775	242,501	3,066,450	2,212,439	Okcheon-gun
3,151	34,887	206,035	2,770,176	2,044,212	Yeongdong-gun
4,030	41,002	234,872	3,290,141	2,361,783	Jeungpyeong-gun
9,183	91,305	544,040	8,773,408	6,569,540	Jincheon-gun
2,151	22,399	127,111	1,722,503	1,241,952	Goesan-gun
9,507	95,695	564,426	8,195,463	6,088,506	Eumseong-gun
1,661	15,839	97,435	1,574,051	1,202,804	Danyang-gun
<b>221,788</b>	<b>2,271,192</b>	<b>13,365,852</b>	<b>192,253,069</b>	<b>140,785,003</b>	<b>Chungnam</b>
32,468	341,418	1,975,130	29,083,829	21,282,155	Dongnam-gu
54,803	566,853	3,267,553	46,110,129	33,230,528	Seobuk-gu
10,519	109,297	669,498	10,649,716	8,125,742	Gongju-si
7,891	82,334	484,353	7,780,788	5,925,211	Boryeong-si
38,747	391,042	2,291,330	33,158,537	24,253,509	Asan-si
16,606	160,804	961,892	14,141,818	10,295,943	Seosan-si
9,831	103,478	601,956	8,814,173	6,538,835	Nonsan-si
4,574	47,126	282,214	3,598,707	2,570,926	Gyerong-si
14,526	142,481	828,015	12,032,929	8,700,587	Dangjin-si
3,798	38,232	232,945	3,032,993	2,265,345	Geumsan-gun
4,154	43,733	262,590	4,044,516	3,088,624	Buyeo-gun
3,071	33,809	197,094	2,604,601	1,927,575	Seocheon-gun
2,401	23,603	152,994	1,856,117	1,354,540	Cheongyang-gun
8,451	89,506	550,972	7,245,330	5,327,351	Hongseong-gun
5,922	59,092	368,113	5,048,676	3,706,450	Yesan-gun
4,026	38,384	239,203	3,050,212	2,191,680	Taeon-gun
<b>36,541</b>	<b>398,401</b>	<b>2,380,673</b>	<b>31,720,593</b>	<b>23,111,830</b>	<b>Sejong</b>

Note : Based on the Treatments (excluding pharmacy from Medical Service Use, including pharmacy in Treatment Days/Medical Expense /Benefit Amount) including Medical aid

제 4-1 표  
Table 4-1

시·군·구별 연령별  
Medical Treatment Activities by

구 분	30 ~ 39세				
	진료실인원수 Patients	입내원일수 Visit	요양급여일수 Reimbursed Days	진료비 Medical Expense	급여비 Benefit
대 전	180,235	2,577,686	17,754,094	228,778,217	170,521,880
동 구	22,786	334,361	2,309,487	29,235,162	21,957,244
중 구	22,505	328,942	2,313,529	29,234,062	21,863,743
서 구	60,211	849,056	5,906,091	74,810,427	55,474,509
유 성 구	56,136	792,141	5,320,146	70,905,550	52,654,787
대 덕 구	18,597	273,186	1,904,841	24,593,016	18,571,597
충 북	187,026	2,568,944	17,706,183	229,968,386	171,855,334
청 주 시 상 당 구	23,810	340,835	2,288,837	29,547,813	21,922,803
청 주 시 서 원 구	20,449	294,580	1,962,998	25,593,109	19,154,670
청 주 시 흥 덕 구	43,029	589,574	3,959,096	51,392,638	38,024,049
청 주 시 청 원 구	27,562	376,083	2,626,872	33,729,134	25,049,826
충 주 시	22,166	301,930	2,174,732	29,391,519	22,331,748
제 천 시	11,088	147,950	1,046,734	14,102,427	10,720,656
보 은 군	1,825	27,410	183,459	2,340,801	1,776,219
옥 천 군	3,171	49,150	342,383	4,225,313	3,147,273
영 등 군	2,539	37,066	274,134	3,166,820	2,370,451
증 평 군	4,433	60,480	422,941	5,256,098	3,895,290
진 천 군	12,134	153,656	1,071,211	13,523,960	9,933,113
괴 산 군	2,060	28,614	204,619	2,835,806	2,177,556
음 성 군	11,198	140,983	991,525	12,841,634	9,809,381
단 양 군	1,562	20,633	156,642	2,021,314	1,542,299
충 남	254,024	3,384,460	24,681,779	311,917,728	231,782,024
천 안 시 동 남 구	30,996	412,368	2,949,121	38,109,304	28,283,098
천 안 시 서 북 구	65,410	871,382	6,372,050	80,075,586	59,199,820
공 주 시	8,166	115,245	827,572	11,602,333	8,923,273
보 령 시	8,131	115,157	796,420	9,888,235	7,373,387
아 산 시	53,775	704,869	5,284,495	64,215,598	47,313,875
서 산 시	20,153	253,328	1,844,889	23,914,342	17,746,523
논 산 시	9,503	139,757	945,448	12,845,251	9,776,698
계 룡 시	5,146	69,211	468,138	5,823,603	4,316,151
당 진 시	20,991	269,669	1,958,361	26,043,110	19,178,707
금 산 군	3,315	47,925	344,256	4,231,507	3,225,187
부 여 군	3,670	54,187	374,907	5,150,656	3,965,720
서 천 군	2,984	44,031	311,415	3,607,297	2,703,562
청 양 군	1,897	24,433	197,887	2,114,154	1,577,902
홍 성 군	9,401	128,030	961,867	11,875,433	8,919,459
예 산 군	6,515	83,946	640,119	7,764,189	5,829,937
태 안 군	3,971	50,922	404,834	4,657,129	3,448,724
세 종	58,078	862,459	5,769,564	77,069,843	56,900,351

주 : 진료일 기준(의료이용은 약국제외, 요양급여일수, 진료비와 급여비는 약국포함)이며, 의료급여 포함

# 진료실적 현황 (계) <계속> Age and District (Total) <Cont'd>

(단위 : 명, 일, 천원)  
Unit : Person, Day, 1,000Won

40 ~ 49세					Division
진료실인원수 Patients	임내원일수 Visit	요양급여일수 Reimbursed Days	진료비 Medical Expense	급여비 Benefit	
<b>208,298</b>	<b>3,517,306</b>	<b>34,501,357</b>	<b>326,132,885</b>	<b>243,882,863</b>	<b>Daejeon</b>
29,479	533,887	5,137,651	50,205,402	38,236,097	Dong-gu
30,071	526,257	5,202,681	47,758,611	35,971,343	Jung-gu
68,280	1,123,105	11,122,425	104,383,156	77,676,746	Seo-gu
58,169	932,397	9,121,147	85,615,010	63,031,702	Yuseong-gu
22,299	401,660	3,917,453	38,170,706	28,966,975	Daedeok-gu
<b>221,185</b>	<b>3,588,693</b>	<b>35,628,015</b>	<b>338,217,121</b>	<b>253,693,385</b>	<b>Chungbuk</b>
29,096	473,958	4,552,614	44,604,780	33,539,513	Sangdang-gu
25,609	436,628	4,066,412	39,286,933	29,519,953	Seowon-gu
42,372	655,448	6,406,771	60,684,194	44,972,023	Heungdeok-gu
30,914	472,588	4,913,896	43,923,345	32,607,997	Cheongwon-gu
27,686	459,869	4,750,451	43,893,459	32,941,862	Chungju-si
15,251	239,548	2,479,496	23,349,362	17,678,751	Jecheon-si
2,647	48,505	446,061	4,508,108	3,494,852	Boeun-gun
5,305	103,771	982,316	10,500,711	8,056,406	Okcheon-gun
4,067	81,188	775,669	7,665,919	5,826,205	Yeongdong-gun
5,205	80,856	861,496	8,276,756	6,267,001	Jeungpyeong-gun
14,410	226,599	2,305,280	22,816,433	17,047,660	Jincheon-gun
3,080	54,408	518,749	5,405,249	4,172,455	Goesan-gun
13,081	213,811	2,146,449	19,198,195	14,385,342	Eumseong-gun
2,462	41,516	422,355	4,103,676	3,183,366	Danyang-gun
<b>314,355</b>	<b>4,916,335</b>	<b>51,811,881</b>	<b>480,506,002</b>	<b>357,831,567</b>	<b>Chungnam</b>
39,377	605,416	6,314,161	60,888,178	45,476,333	Dongnam-gu
68,758	1,042,841	10,961,273	101,235,208	74,357,204	Seobuk-gu
11,169	189,468	1,979,776	18,801,119	14,446,808	Gongju-si
11,884	207,018	2,035,056	18,873,180	14,294,039	Boryeong-si
62,934	942,208	10,380,534	93,624,570	69,093,968	Asan-si
25,990	377,361	4,106,962	37,877,830	27,926,902	Seosan-si
12,780	227,126	2,231,917	21,986,222	16,814,528	Nonsan-si
8,079	122,027	1,218,296	11,146,990	8,214,617	Gyerong-si
27,200	401,930	4,314,037	39,545,521	28,966,082	Dangjin-si
5,256	104,012	955,392	8,999,602	6,870,281	Geumsan-gun
5,734	111,479	1,073,712	11,026,769	8,617,708	Buyeo-gun
4,608	87,530	851,631	8,357,348	6,444,675	Seocheon-gun
2,559	45,466	506,551	4,562,304	3,512,601	Cheongyang-gun
12,953	210,076	2,290,154	19,547,423	14,633,070	Hongseong-gun
8,603	135,714	1,458,611	13,460,052	10,135,526	Yesan-gun
6,471	106,663	1,133,818	10,573,685	8,027,224	Taeon-gun
<b>74,364</b>	<b>1,170,107</b>	<b>11,403,739</b>	<b>108,784,285</b>	<b>79,713,785</b>	<b>Sejong</b>

Note : Based on the Treatments (excluding pharmacy from Medical Service Use, including pharmacy in Treatment Days/Medical Expense /Benefit Amount) including Medical aid

제 4-1 표  
Table 4-1

시·군·구별 연령별  
Medical Treatment Activities by

구 분	50 ~ 59세				
	진료실인원수 Patients	입내원일수 Visit	요양급여일수 Reimbursed Days	진료비 Medical Expense	급여비 Benefit
대 전	233,895	5,257,635	65,031,588	526,625,369	403,661,774
동 구	34,891	867,411	10,366,270	87,097,290	68,139,953
중 구	36,946	878,206	10,598,501	87,503,225	67,888,162
서 구	74,043	1,606,305	20,076,840	160,573,385	122,168,219
유 성 구	56,272	1,171,464	14,854,275	117,643,386	88,777,066
대 덕 구	31,743	734,249	9,135,702	73,808,083	56,688,374
충 북	265,288	5,668,236	71,499,054	584,800,215	447,280,205
청 주 시 상 당 구	33,270	715,610	8,767,475	70,826,426	54,004,876
청 주 시 서 원 구	32,398	708,991	8,561,905	70,605,913	54,384,793
청 주 시 흥 덕 구	43,347	874,832	11,303,337	90,892,630	68,807,090
청 주 시 청 원 구	27,690	574,209	7,454,029	58,903,755	44,814,272
충 주 시	35,363	756,055	9,758,419	78,976,666	60,355,415
제 천 시	22,019	468,125	5,988,686	49,244,998	37,997,710
보 은 군	5,041	116,123	1,404,084	12,442,951	9,627,051
옥 천 군	8,297	202,628	2,507,647	20,169,113	15,337,935
영 등 군	7,535	187,373	2,208,339	20,314,347	15,884,515
증 평 군	6,063	122,242	1,655,275	12,641,346	9,650,484
진 천 군	14,853	299,863	3,881,788	31,629,536	23,806,391
괴 산 군	6,320	140,272	1,727,326	16,009,383	12,576,608
음 성 군	18,260	402,247	4,963,284	41,340,477	31,789,566
단 양 군	4,832	99,666	1,317,460	10,802,673	8,243,498
충 남	343,686	7,178,051	94,511,011	764,334,469	581,473,912
천 안 시 동 남 구	44,047	903,015	11,859,777	98,367,654	74,947,948
천 안 시 서 북 구	62,398	1,226,995	16,454,617	130,566,282	97,737,712
공 주 시	16,499	370,620	4,771,545	40,031,290	31,032,012
보 령 시	15,896	364,950	4,581,510	36,601,819	28,085,749
아 산 시	53,720	1,063,782	14,718,968	116,391,175	87,709,243
서 산 시	28,996	556,790	7,762,135	58,363,838	43,610,356
논 산 시	18,027	448,948	5,240,882	47,093,075	36,945,367
계 룡 시	7,764	151,838	1,905,345	15,327,446	11,466,811
당 진 시	27,961	538,014	7,376,657	59,662,947	44,946,534
금 산 군	8,520	211,080	2,499,795	20,366,265	15,758,752
부 여 군	9,424	243,668	2,789,560	24,616,497	19,298,372
서 천 군	7,528	190,169	2,286,600	19,050,087	14,884,518
청 양 군	4,721	101,660	1,409,483	11,321,878	8,667,262
홍 성 군	15,250	316,245	4,307,159	33,043,903	25,335,577
예 산 군	12,931	268,700	3,606,273	29,499,520	22,692,611
태 안 군	10,004	221,577	2,940,705	24,030,792	18,355,089
세 종	53,209	1,055,878	13,748,859	107,933,719	80,515,556

주 : 진료일 기준(의료이용은 약국제외, 요양급여일수, 진료비와 급여비는 약국포함)이며, 의료급여 포함



# 진료실적 현황 (계) <계속> Age and District (Total) <Cont'd>

(단위 : 명, 일, 천원)  
Unit : Person, Day, 1,000Won

60 ~ 69세					Division
진료실인원수 Patients	입내원일수 Visit	요양급여일수 Reimbursed Days	진료비 Medical Expense	급여비 Benefit	
<b>199,483</b>	<b>6,608,426</b>	<b>89,404,137</b>	<b>728,095,383</b>	<b>568,595,358</b>	<b>Daejeon</b>
34,639	1,297,711	16,646,107	139,467,588	110,516,255	Dong-gu
34,921	1,211,430	16,087,908	134,386,749	106,158,698	Jung-gu
60,812	1,938,109	26,636,470	212,796,057	164,788,404	Seo-gu
41,042	1,211,970	17,152,252	135,102,626	103,877,778	Yuseong-gu
28,069	949,206	12,881,400	106,342,363	83,254,224	Daedeok-gu
<b>257,615</b>	<b>7,976,924</b>	<b>110,934,934</b>	<b>925,649,852</b>	<b>717,595,430</b>	<b>Chungbuk</b>
28,689	928,898	12,417,294	105,220,551	82,306,219	Sangdang-gu
28,249	915,266	12,054,920	102,551,175	80,396,616	Seowon-gu
33,466	987,799	13,995,151	113,961,278	87,339,667	Heungdeok-gu
23,595	715,630	10,252,867	80,948,164	61,920,835	Cheongwon-gu
36,237	1,101,819	15,878,978	129,370,816	100,358,985	Chungju-si
24,816	762,584	10,728,117	88,165,360	68,330,411	Jecheon-si
7,579	239,004	3,212,613	27,783,814	21,606,002	Boeun-gun
10,762	383,008	4,987,352	42,770,956	32,976,714	Okcheon-gun
10,092	341,121	4,606,533	40,444,106	31,523,555	Yeongdong-gun
5,866	178,115	2,596,141	21,449,818	16,771,496	Jeungpyeong-gun
12,963	373,791	5,364,254	46,355,397	35,670,063	Jincheon-gun
9,754	276,357	4,059,814	33,649,988	25,923,233	Goesan-gun
18,523	575,786	7,833,176	68,005,901	53,069,945	Eumseong-gun
7,024	197,746	2,947,724	24,972,527	19,401,690	Danyang-gun
<b>326,204</b>	<b>9,934,865</b>	<b>141,277,172</b>	<b>1,178,056,656</b>	<b>909,801,175</b>	<b>Chungnam</b>
37,696	1,093,237	15,510,046	131,371,183	101,562,786	Dongnam-gu
41,735	1,168,189	16,798,335	140,067,430	107,594,717	Seobuk-gu
20,376	638,292	9,019,896	78,132,019	60,874,488	Gongju-si
18,594	623,471	8,418,140	69,379,907	53,830,056	Boryeong-si
40,735	1,181,376	17,458,759	145,972,767	112,838,059	Asan-si
26,068	724,411	11,000,825	86,173,739	65,580,019	Seosan-si
21,612	789,338	10,079,646	88,533,043	69,572,162	Nonsan-si
5,643	160,842	2,258,052	17,887,286	13,658,625	Gyerong-si
25,358	695,161	10,485,314	87,153,454	66,414,498	Dangjin-si
10,991	385,508	5,052,388	43,040,968	33,471,931	Geumsan-gun
13,735	489,445	6,558,882	56,318,811	43,775,927	Buyeo-gun
10,743	389,053	5,130,009	43,152,191	33,630,987	Seocheon-gun
6,821	203,234	3,111,410	24,538,747	18,759,390	Cheongyang-gun
16,506	481,596	7,306,427	58,475,990	45,414,503	Hongseong-gun
16,299	484,237	6,951,803	57,717,598	44,489,187	Yesan-gun
13,292	427,475	6,137,240	50,141,523	38,333,838	Taeon-gun
<b>37,190</b>	<b>1,105,386</b>	<b>15,828,986</b>	<b>129,897,825</b>	<b>99,511,183</b>	<b>Sejong</b>

Note : Based on the Treatments (excluding pharmacy from Medical Service Use, including pharmacy in Treatment Days/Medical Expense /Benefit Amount) including Medical aid

제 4-1 표  
Table 4-1

시·군·구별 연령별  
Medical Treatment Activities by

구 분	70 ~ 79세				
	진료실인원수 Patients	입내원일수 Visit	요양급여일수 Reimbursed Days	진료비 Medical Expense	급여비 Benefit
대 전	100,037	4,798,584	63,795,990	565,089,339	449,005,361
동 구	20,106	1,039,182	13,385,006	118,643,454	95,247,396
중 구	21,548	1,036,595	13,824,404	119,159,853	94,653,257
서 구	29,052	1,356,052	18,153,765	160,361,540	126,556,849
유 성 구	16,067	720,452	9,830,806	88,093,951	69,489,251
대 덕 구	13,264	646,303	8,602,009	78,830,541	63,058,608
충 북	130,364	5,678,782	77,802,142	706,485,115	555,409,748
청 주 시 상 당 구	13,897	621,643	8,337,344	76,803,950	60,923,786
청 주 시 서 원 구	13,623	617,200	8,227,512	73,883,498	58,352,066
청 주 시 흥 덕 구	14,005	590,345	8,311,221	74,790,130	58,411,889
청 주 시 청 원 구	11,321	498,784	6,811,593	62,596,265	49,078,551
충 주 시	18,670	805,726	11,004,512	99,805,353	78,573,040
제 천 시	13,439	561,141	7,781,179	69,213,759	54,644,302
보 은 군	4,550	191,021	2,657,199	24,304,117	19,041,508
옥 천 군	6,652	331,739	4,252,983	38,777,636	30,396,929
영 동 군	6,406	310,603	3,985,033	37,833,246	29,603,106
증 평 군	3,048	131,640	1,904,179	16,784,876	13,321,539
진 천 군	6,163	265,931	3,662,902	34,221,343	26,638,970
괴 산 군	5,563	206,792	3,221,082	27,473,899	21,306,909
음 성 군	9,047	398,567	5,404,899	49,865,954	39,381,395
단 양 군	3,980	147,650	2,240,504	20,131,090	15,735,758
충 남	181,557	8,005,752	109,472,961	992,104,802	776,362,474
천 안 시 동 남 구	17,517	725,316	10,029,837	92,544,641	72,831,778
천 안 시 서 북 구	16,799	697,479	9,602,943	90,398,498	70,989,898
공 주 시	11,893	540,672	7,270,262	69,829,461	55,072,521
보 령 시	11,708	552,864	7,140,040	61,501,393	48,142,622
아 산 시	20,375	853,951	11,885,859	111,643,533	87,621,844
서 산 시	14,686	585,759	8,473,118	75,061,858	58,163,686
논 산 시	13,144	668,614	8,524,740	79,316,408	62,547,783
계 룡 시	2,556	108,461	1,478,162	13,032,933	10,086,079
당 진 시	14,061	537,002	8,169,586	70,644,818	54,487,919
금 산 군	6,953	362,112	4,630,309	41,538,835	32,619,395
부 여 군	9,373	467,504	6,275,136	54,528,217	42,708,023
서 천 군	7,958	416,463	5,009,711	46,225,564	36,358,094
청 양 군	4,470	185,892	2,771,559	24,979,141	19,346,755
홍 성 군	10,266	424,409	6,303,157	53,378,703	41,817,139
예 산 군	10,636	446,121	6,278,982	55,595,696	43,301,164
태 안 군	9,162	433,133	5,629,560	51,885,104	40,267,772
세 종	16,665	735,514	10,157,794	92,199,766	72,013,936

주 : 진료일 기준(의료이용은 약국제외, 요양급여일수, 진료비와 급여비는 약국포함)이며, 의료급여 포함

# 진료실적 현황 (계) <계속> Age and District (Total) <Cont'd>

(단위 : 명, 일, 천원)  
Unit : Person, Day, 1,000Won

진료실인원수 Patients	입내원일수 Visit	80세이상			Division
		요양급여일수 Reimbursed Days	진료비 Medical Expense	급여비 Benefit	
<b>59,702</b>	<b>3,512,193</b>	<b>39,674,861</b>	<b>432,669,586</b>	<b>345,078,546</b>	<b>Daejeon</b>
12,243	743,628	8,258,585	89,462,847	72,565,094	Dong-gu
13,422	775,755	9,059,883	95,997,291	76,227,009	Jung-gu
16,530	952,455	10,961,399	117,589,993	93,241,809	Seo-gu
9,452	571,645	6,095,194	71,181,042	56,164,482	Yuseong-gu
8,055	468,710	5,299,800	58,438,413	46,880,152	Daedeok-gu
<b>93,166</b>	<b>4,557,532</b>	<b>56,434,714</b>	<b>587,225,993</b>	<b>463,116,776</b>	<b>Chungbuk</b>
9,426	459,536	5,870,761	62,111,627	49,508,786	Sangdang-gu
8,584	429,012	5,488,772	57,415,265	45,551,319	Seowon-gu
8,493	393,297	5,202,288	54,663,688	42,889,986	Heungdeok-gu
7,857	367,155	4,945,273	49,854,857	39,187,398	Cheongwon-gu
13,946	688,879	8,236,003	84,207,184	66,305,413	Chungju-si
9,092	405,205	5,371,492	52,570,841	41,772,338	Jecheon-si
4,220	210,283	2,463,295	26,065,830	20,548,572	Boeun-gun
5,271	308,823	3,292,072	35,770,714	27,867,563	Okcheon-gun
5,337	311,338	3,263,796	37,824,800	29,883,972	Yeongdong-gun
2,105	98,016	1,332,136	12,797,798	9,986,349	Jeungpyeong-gun
4,878	248,887	2,895,817	31,706,690	24,953,918	Jincheon-gun
4,504	186,477	2,617,924	26,032,401	20,373,779	Goesan-gun
6,582	314,499	3,875,973	39,265,853	31,011,718	Eumseong-gun
2,871	136,125	1,579,112	16,938,443	13,275,665	Danyang-gun
<b>139,311</b>	<b>7,408,848</b>	<b>85,020,466</b>	<b>927,070,870</b>	<b>729,572,573</b>	<b>Chungnam</b>
11,319	564,550	6,760,856	76,662,134	60,653,937	Dongnam-gu
10,401	528,130	6,248,219	70,752,017	55,914,742	Seobuk-gu
9,696	562,123	5,844,173	70,318,212	55,505,569	Gongju-si
8,735	487,077	5,239,909	56,464,936	44,817,938	Boryeong-si
13,853	674,644	8,256,208	89,944,280	70,980,621	Asan-si
11,592	517,802	6,777,128	67,099,610	52,288,143	Seosan-si
10,947	699,844	7,007,285	84,017,623	66,132,391	Nonsan-si
1,592	88,961	973,428	11,036,109	8,630,134	Gyerong-si
11,088	499,080	6,446,490	66,882,691	51,686,276	Dangjin-si
5,837	370,906	3,772,287	41,661,266	32,980,693	Geumsan-gun
8,498	509,674	5,687,755	60,851,318	48,085,680	Buyeo-gun
7,157	456,748	4,529,673	49,975,597	39,419,339	Seocheon-gun
4,318	223,699	2,704,936	28,491,081	22,250,750	Cheongyang-gun
8,698	431,384	5,408,184	55,503,653	43,755,546	Hongseong-gun
9,058	446,069	5,426,510	55,648,568	43,767,627	Yesan-gun
6,522	348,157	3,937,425	41,761,777	32,703,189	Taeon-gun
<b>10,497</b>	<b>588,650</b>	<b>6,499,084</b>	<b>73,826,470</b>	<b>57,911,317</b>	<b>Sejong</b>

Note : Based on the Treatments (excluding pharmacy from Medical Service Use, including pharmacy in Treatment Days/Medical Expense /Benefit Amount) including Medical aid

제 4-2 표  
Table 4-2

시·군·구별 연령별  
Medical Treatment Activities by

구 분	계				
	진료실인원수 Patients	입내원일수 Visit	요양급여일수 Reimbursed Days	진료비 Medical Expense	급여비 Benefit
대 전	689,094	14,768,654	160,556,759	1,521,403,232	1,188,081,505
동 구	105,047	2,557,412	27,757,297	269,133,103	213,869,056
중 구	104,372	2,494,346	28,240,853	269,336,809	212,719,541
서 구	217,510	4,434,711	48,442,966	451,541,941	349,621,901
유 성 구	179,489	3,417,310	35,193,165	328,452,551	251,995,847
대 덕 구	82,676	1,864,875	20,922,478	202,938,828	159,875,160
충 북	792,152	16,521,056	188,003,561	1,820,254,166	1,416,396,323
청 주 시 상 당 구	95,193	1,995,437	21,708,866	212,530,227	166,100,881
청 주 시 서 원 구	89,213	1,871,378	20,337,139	198,533,566	155,062,364
청 주 시 흥 덕 구	135,499	2,477,905	26,181,223	253,768,352	194,710,335
청 주 시 청 원 구	94,983	1,812,380	19,768,028	190,316,434	146,724,552
충 주 시	102,522	2,175,936	25,888,599	243,703,532	190,187,692
제 천 시	62,657	1,331,668	16,294,911	154,491,196	120,836,988
보 은 군	15,196	400,300	4,887,900	48,660,847	38,209,810
옥 천 군	24,315	674,072	7,906,984	77,214,563	60,159,456
영 동 군	21,435	597,528	7,218,094	71,728,466	56,499,276
증 평 군	18,768	376,341	4,423,154	41,820,141	32,585,976
진 천 군	47,512	914,109	10,116,653	101,485,155	78,176,031
괴 산 군	18,533	458,659	5,988,891	58,419,855	45,754,255
음 성 군	52,870	1,121,718	13,096,196	127,402,463	99,921,973
단 양 군	13,456	313,625	4,186,923	40,179,369	31,466,734
충 남	1,075,278	22,530,896	258,732,387	2,501,458,739	1,937,776,345
천 안 시 동 남 구	127,383	2,459,406	27,650,569	272,987,786	211,377,977
천 안 시 서 북 구	201,279	3,500,240	36,989,527	352,302,555	268,787,983
공 주 시	49,280	1,206,993	14,533,411	147,985,876	116,566,446
보 령 시	47,649	1,189,650	13,717,267	130,587,386	102,083,211
아 산 시	182,910	3,343,787	36,878,332	351,155,715	269,643,330
서 산 시	89,362	1,688,065	20,473,689	190,867,391	145,718,784
논 산 시	54,075	1,461,689	16,189,980	169,665,968	134,284,550
계 룡 시	22,288	420,071	4,445,180	41,168,358	31,332,090
당 진 시	90,214	1,735,475	20,673,904	194,201,634	148,027,814
금 산 군	25,136	708,356	8,296,393	79,973,934	63,055,753
부 여 군	29,773	893,303	10,642,544	106,213,155	83,755,646
서 천 군	23,755	765,409	8,441,033	85,212,182	67,190,432
청 양 군	15,140	385,197	5,191,451	49,364,147	38,344,453
흥 성 군	47,892	1,063,441	13,143,568	122,240,020	95,533,987
예 산 군	39,302	935,308	11,847,211	114,071,720	89,352,406
태 안 군	29,840	774,506	9,618,328	93,460,914	72,721,483
세 종	187,380	3,646,013	36,478,806	342,728,594	260,850,128

주 : 진료일 기준(의료이용은 약국제외, 요양급여일수, 진료비와 급여비는 약국포함)이며, 의료급여 포함

# 진료실적 현황 (남자)

## Age and District (Male)

(단위 : 명, 일, 천원)  
Unit : Person, Day, 1,000Won

0 ~ 9세					Division
진료실인원수 Patients	입내원일수 Visit	요양급여일수 Reimbursed Days	진료비 Medical Expense	급여비 Benefit	
<b>49,528</b>	<b>1,656,184</b>	<b>7,621,336</b>	<b>90,160,906</b>	<b>73,774,714</b>	<b>Daejeon</b>
6,274	212,941	933,623	10,823,052	8,810,032	Dong-gu
5,977	195,773	896,265	10,547,421	8,586,929	Jung-gu
15,965	529,172	2,503,583	28,862,226	23,507,627	Seo-gu
16,756	560,359	2,616,287	30,190,564	24,683,719	Yuseong-gu
4,556	157,939	671,578	9,737,643	8,186,407	Daedeok-gu
<b>53,219</b>	<b>1,605,367</b>	<b>7,064,716</b>	<b>89,995,911</b>	<b>73,722,920</b>	<b>Chungbuk</b>
7,556	242,523	1,046,832	13,533,622	11,140,767	Sangdang-gu
5,504	172,348	726,340	8,844,354	7,121,160	Seowon-gu
11,495	368,562	1,593,739	19,935,266	16,266,790	Heungdeok-gu
8,056	258,286	1,133,929	15,964,833	13,155,290	Cheongwon-gu
6,191	170,834	800,397	10,077,410	8,370,906	Chungju-si
3,603	91,653	407,449	5,086,064	4,173,412	Jecheon-si
565	13,956	66,534	1,007,982	857,904	Boeun-gun
1,014	32,042	134,954	1,379,826	1,100,195	Okcheon-gun
803	22,107	105,977	1,143,218	909,865	Yeongdong-gun
1,344	38,315	177,172	2,373,167	1,967,725	Jeungpyeong-gun
3,589	106,555	463,496	5,563,171	4,497,815	Jincheon-gun
568	14,460	65,743	1,086,492	907,932	Goesan-gun
2,472	63,580	293,972	3,349,768	2,706,364	Eumseong-gun
459	10,146	48,182	650,739	546,793	Danyang-gun
<b>74,762</b>	<b>2,167,294</b>	<b>10,053,565</b>	<b>117,738,730</b>	<b>95,473,945</b>	<b>Chungnam</b>
8,396	251,766	1,110,757	13,651,993	11,106,153	Dongnam-gu
17,565	548,953	2,485,409	28,538,968	23,084,670	Seobuk-gu
2,256	63,373	293,329	3,248,612	2,636,482	Gongju-si
2,402	70,072	339,660	3,500,455	2,811,621	Boryeong-si
16,664	504,245	2,301,121	27,728,055	22,470,660	Asan-si
6,569	154,668	810,031	8,329,589	6,657,028	Seosan-si
2,868	84,588	387,660	4,844,775	4,017,350	Nonsan-si
1,885	57,851	268,350	3,163,067	2,559,478	Gyerong-si
6,716	179,582	847,684	10,634,921	8,611,163	Dangjin-si
922	26,455	120,593	1,558,580	1,296,552	Geumsan-gun
1,089	26,909	118,566	1,582,563	1,293,945	Buyeo-gun
866	27,651	122,295	1,355,100	1,093,474	Seocheon-gun
476	11,728	54,120	576,701	464,370	Cheongyang-gun
3,217	92,754	448,053	5,094,510	4,130,107	Hongseong-gun
1,730	42,856	217,150	2,600,313	2,168,960	Yesan-gun
1,141	23,843	128,787	1,330,529	1,071,930	Taeon-gun
<b>21,996</b>	<b>745,429</b>	<b>3,370,169</b>	<b>35,606,940</b>	<b>28,452,344</b>	<b>Sejong</b>

Note : Based on the Treatments (excluding pharmacy from Medical Service Use, including pharmacy in Treatment Days/Medical Expense /Benefit Amount) including Medical aid

제 4-2 표  
Table 4-2

시·군·구별 연령별  
Medical Treatment Activities by

구 분	10 ~ 19세				
	진료실인원수 Patients	입내원일수 Visit	요양급여일수 Reimbursed Days	진료비 Medical Expense	급여비 Benefit
대 전	69,269	1,030,219	5,031,508	62,017,795	45,840,506
동 구	9,401	141,298	678,922	8,491,632	6,384,709
중 구	9,765	147,036	718,222	9,199,052	6,930,693
서 구	23,244	345,648	1,713,738	20,819,175	15,297,859
유 성 구	19,518	286,646	1,402,451	17,249,084	12,536,896
대 덕 구	7,341	109,591	518,175	6,258,852	4,690,349
총 북	72,601	947,879	4,607,725	58,884,625	43,131,121
청 주 시 상 당 구	10,091	139,848	668,694	8,320,226	5,991,165
청 주 시 서 원 구	9,001	126,220	574,252	7,366,265	5,341,297
청 주 시 흥 덕 구	13,469	180,330	870,774	11,417,465	8,312,091
청 주 시 청 원 구	9,898	135,155	661,769	8,981,682	6,648,972
충 주 시	8,961	110,409	554,292	6,849,004	5,066,489
제 천 시	5,485	63,861	304,716	3,970,677	2,946,514
보 은 군	948	10,361	52,724	617,557	448,961
옥 천 군	1,828	27,428	131,541	1,722,298	1,280,362
영 동 군	1,433	16,781	83,526	1,010,211	741,545
증 평 군	1,720	22,477	116,235	1,518,532	1,140,429
진 천 군	4,342	52,438	260,406	3,209,673	2,323,508
괴 산 군	865	10,311	52,767	655,456	479,518
음 성 군	3,699	43,224	227,287	2,708,553	2,017,153
단 양 군	861	9,036	48,742	537,028	393,117
총 남	101,932	1,304,504	6,475,867	79,760,491	57,883,575
천 안 시 동 남 구	12,788	172,735	819,066	10,115,757	7,326,301
천 안 시 서 북 구	21,258	292,374	1,434,868	16,829,139	11,989,756
공 주 시	3,951	47,201	242,305	2,862,770	2,084,091
보 령 시	3,773	45,833	238,475	2,681,577	1,952,426
아 산 시	19,735	258,402	1,276,041	15,965,748	11,525,273
서 산 시	8,603	96,798	521,499	6,640,642	4,823,625
논 산 시	4,421	58,786	285,847	3,582,638	2,685,852
계 룡 시	3,183	42,534	201,456	2,538,725	1,835,921
당 진 시	8,301	99,154	475,998	6,147,258	4,440,610
금 산 군	2,035	26,459	130,500	1,884,676	1,468,971
부 여 군	2,075	24,490	122,203	1,575,344	1,162,130
서 천 군	1,498	18,904	87,792	1,469,366	1,134,683
청 양 군	961	10,418	59,251	623,735	452,498
흥 성 군	4,605	54,797	282,706	3,352,169	2,433,604
예 산 군	2,776	32,246	177,222	2,113,050	1,572,963
태 안 군	1,969	23,373	120,638	1,377,896	994,871
세 종	24,969	362,154	1,738,974	21,390,081	15,449,670

주 : 진료일 기준(의료이용은 약국제외, 요양급여일수, 진료비와 급여비는 약국포함)이며, 의료급여 포함

# 진료실적 현황 (남자) <계속> Age and District (Male) <Cont'd>

(단위 : 명, 일, 천원)  
Unit : Person, Day, 1,000Won

20 ~ 29세					Division
진료실인원수 Patients	입내원일수 Visit	요양급여일수 Reimbursed Days	진료비 Medical Expense	급여비 Benefit	
<b>96,930</b>	<b>938,468</b>	<b>5,650,524</b>	<b>77,250,899</b>	<b>56,788,106</b>	<b>Daejeon</b>
14,337	138,515	818,201	11,008,556	8,137,624	Dong-gu
12,736	127,591	777,106	10,572,328	7,738,634	Jung-gu
31,847	308,457	1,859,764	25,753,253	18,908,955	Seo-gu
27,109	256,915	1,555,093	20,631,028	14,972,481	Yuseong-gu
10,901	106,990	640,360	9,285,734	7,030,411	Daedeok-gu
<b>95,896</b>	<b>881,145</b>	<b>5,374,130</b>	<b>74,420,005</b>	<b>54,753,435</b>	<b>Chungbuk</b>
11,374	106,693	676,098	9,277,307	6,870,811	Sangdang-gu
13,118	127,404	762,479	9,572,458	6,926,137	Seowon-gu
19,323	177,266	1,085,715	15,592,181	11,533,103	Heungdeok-gu
12,698	113,086	700,180	8,775,832	6,279,975	Cheongwon-gu
11,730	110,483	665,926	9,160,647	6,816,370	Chungju-si
7,092	61,815	367,884	5,344,586	3,936,422	Jecheon-si
1,091	9,933	64,522	887,199	634,058	Boeun-gun
2,052	20,458	125,885	1,554,004	1,111,210	Okcheon-gun
1,732	17,283	100,319	1,428,490	1,063,624	Yeongdong-gun
2,274	19,772	118,289	1,560,213	1,106,438	Jeungpyeong-gun
5,434	46,621	282,857	4,918,252	3,735,223	Jincheon-gun
1,267	12,228	70,732	962,755	701,136	Goesan-gun
5,773	49,567	297,761	4,377,682	3,254,954	Eumseong-gun
938	8,536	55,483	1,008,401	783,974	Danyang-gun
<b>120,276</b>	<b>1,065,290</b>	<b>6,590,086</b>	<b>93,565,396</b>	<b>68,508,942</b>	<b>Chungnam</b>
16,768	153,746	949,995	13,542,558	9,899,565	Dongnam-gu
28,476	249,101	1,521,008	20,684,462	14,868,845	Seobuk-gu
5,395	50,731	334,512	5,960,620	4,649,431	Gongju-si
4,475	40,135	247,964	4,082,677	3,118,418	Boryeong-si
21,211	180,569	1,101,270	15,834,176	11,574,196	Asan-si
9,850	83,329	524,992	7,514,804	5,428,220	Seosan-si
5,253	48,641	290,781	4,163,591	3,081,101	Nonsan-si
2,498	22,848	139,830	1,770,271	1,254,446	Gyerong-si
8,508	72,322	442,377	5,992,763	4,274,844	Dangjin-si
2,069	19,732	117,986	1,607,181	1,207,083	Geumsan-gun
2,334	22,190	137,457	1,987,004	1,493,735	Buyeo-gun
1,746	17,424	105,685	1,444,431	1,068,270	Seocheon-gun
1,397	12,770	85,284	1,074,913	788,032	Cheongyang-gun
4,570	42,441	275,422	3,665,564	2,709,367	Hongseong-gun
3,336	28,848	186,450	2,575,211	1,904,068	Yesan-gun
2,390	20,463	129,073	1,665,171	1,189,322	Taeon-gun
<b>18,096</b>	<b>168,410</b>	<b>1,058,856</b>	<b>14,073,228</b>	<b>10,258,373</b>	<b>Sejong</b>

Note : Based on the Treatments (excluding pharmacy from Medical Service Use, including pharmacy in Treatment Days/Medical Expense /Benefit Amount) including Medical aid

제 4-2 표  
Table 4-2

시·군·구별 연령별  
Medical Treatment Activities by

구 분	30 ~ 39세				
	진료실인원수 Patients	입내원일수 Visit	요양급여일수 Reimbursed Days	진료비 Medical Expense	급여비 Benefit
대 전	92,924	1,118,588	8,469,929	97,073,824	71,836,303
동 구	11,995	149,677	1,124,912	12,715,809	9,440,243
중 구	11,306	139,261	1,083,542	12,377,947	9,203,095
서 구	30,360	359,712	2,714,243	31,233,360	23,055,955
유 성 구	29,169	343,710	2,576,465	29,597,183	21,798,578
대 덕 구	10,094	126,228	970,767	11,149,524	8,338,432
충 북	101,346	1,162,406	8,939,427	99,765,332	73,326,415
청 주 시 상 당 구	12,081	143,804	1,107,549	12,101,377	8,821,734
청 주 시 서 원 구	10,739	129,645	962,708	11,070,032	8,188,459
청 주 시 흥 덕 구	22,964	258,479	1,943,784	21,864,776	15,915,487
청 주 시 청 원 구	15,058	169,912	1,349,366	14,768,041	10,814,048
충 주 시	12,263	143,864	1,135,389	12,525,061	9,308,124
제 천 시	5,853	64,565	519,417	5,780,040	4,296,566
보 은 군	973	13,381	95,107	1,091,963	823,983
옥 천 군	1,675	21,814	169,927	1,877,800	1,395,442
영 동 군	1,357	17,640	137,694	1,419,358	1,044,740
증 평 군	2,449	28,019	205,676	2,285,984	1,667,126
진 천 군	7,011	73,525	567,914	6,271,347	4,497,747
괴 산 군	1,184	14,688	117,560	1,562,226	1,210,319
음 성 군	6,905	72,599	542,297	6,082,427	4,530,691
단 양 군	834	10,471	85,039	1,064,899	811,947
충 남	136,465	1,502,969	12,186,277	132,139,468	96,481,195
천 안 시 동 남 구	16,449	177,698	1,433,254	15,649,536	11,396,044
천 안 시 서 북 구	34,507	368,721	3,052,141	32,523,307	23,637,089
공 주 시	4,377	52,256	414,779	5,298,006	4,046,091
보 령 시	4,542	55,845	416,195	4,523,920	3,310,599
아 산 시	28,535	302,261	2,549,789	26,189,230	18,902,238
서 산 시	11,183	119,078	960,303	10,823,604	7,865,538
논 산 시	4,992	62,775	452,484	5,315,208	3,956,678
계 룡 시	2,613	30,434	216,375	2,359,963	1,715,860
당 진 시	12,002	131,192	1,042,232	11,790,289	8,516,314
금 산 군	1,725	21,715	174,316	1,665,494	1,216,363
부 여 군	1,941	26,670	195,579	2,713,254	2,098,131
서 천 군	1,637	21,607	163,404	1,798,807	1,345,197
청 양 군	1,069	12,445	113,990	1,031,340	763,167
흥 성 군	5,038	57,937	481,507	4,968,255	3,668,645
예 산 군	3,634	39,109	315,607	3,457,116	2,577,820
태 안 군	2,221	23,226	204,322	2,032,139	1,465,420
세 종	28,312	342,403	2,615,798	29,731,344	21,752,233

주 : 진료일 기준(의료이용은 약국제외, 요양급여일수, 진료비와 급여비는 약국포함)이며, 의료급여 포함



# 진료실적 현황 (남자) <계속> Age and District (Male) <Cont'd>

(단위 : 명, 일, 천원)  
Unit : Person, Day, 1,000Won

40 ~ 49세					Division
진료실인원수 Patients	입내원일수 Visit	요양급여일수 Reimbursed Days	진료비 Medical Expense	급여비 Benefit	
<b>101,989</b>	<b>1,550,124</b>	<b>17,196,041</b>	<b>148,691,897</b>	<b>111,487,010</b>	<b>Daejeon</b>
15,017	249,316	2,633,805	24,814,585	19,061,924	Dong-gu
14,792	235,793	2,598,244	22,403,308	17,019,115	Jung-gu
32,567	478,541	5,398,147	45,791,472	34,019,544	Seo-gu
28,342	408,480	4,646,195	38,137,583	28,027,576	Yuseong-gu
11,271	177,994	1,919,650	17,544,949	13,358,851	Daedeok-gu
<b>112,770</b>	<b>1,668,988</b>	<b>18,414,983</b>	<b>163,406,370</b>	<b>123,065,145</b>	<b>Chungbuk</b>
14,217	208,248	2,293,663	20,400,237	15,383,184	Sangdang-gu
12,489	194,246	2,037,074	18,360,740	13,901,866	Seowon-gu
21,161	293,764	3,257,562	28,140,532	20,892,412	Heungdeok-gu
16,013	219,624	2,624,577	21,562,377	16,023,958	Cheongwon-gu
14,044	214,526	2,423,880	20,754,261	15,622,081	Chungju-si
7,652	110,642	1,270,100	11,062,184	8,361,805	Jecheon-si
1,432	24,834	239,447	2,277,743	1,764,982	Boeun-gun
2,763	51,438	502,066	5,419,659	4,169,851	Okcheon-gun
2,130	41,829	406,947	4,079,267	3,145,941	Yeongdong-gun
2,783	40,251	451,352	4,300,851	3,280,446	Jeungpyeong-gun
7,772	109,188	1,214,951	11,566,440	8,705,884	Jincheon-gun
1,717	30,031	292,922	2,984,339	2,310,067	Goesan-gun
7,306	109,196	1,164,228	10,235,125	7,712,249	Eumseong-gun
1,291	21,171	236,214	2,262,616	1,790,418	Danyang-gun
<b>164,608</b>	<b>2,346,709</b>	<b>27,617,366</b>	<b>236,669,876</b>	<b>177,127,035</b>	<b>Chungnam</b>
19,900	274,191	3,222,620	28,511,678	21,387,614	Dongnam-gu
35,609	477,552	5,846,622	47,970,606	35,360,850	Seobuk-gu
5,733	90,680	1,032,607	9,240,275	7,108,269	Gongju-si
6,373	104,051	1,089,144	9,793,051	7,470,281	Boryeong-si
33,507	449,250	5,710,786	46,089,060	34,185,584	Asan-si
13,578	183,552	2,166,627	18,951,612	13,958,937	Seosan-si
6,618	108,044	1,144,628	10,948,834	8,401,371	Nonsan-si
3,872	52,712	608,671	4,837,350	3,555,842	Gyerong-si
15,102	209,483	2,443,791	20,858,245	15,312,360	Dangjin-si
2,804	52,441	512,832	4,824,103	3,712,153	Geumsan-gun
3,063	55,660	546,674	6,062,864	4,808,336	Buyeo-gun
2,433	46,297	459,844	4,547,830	3,565,360	Seocheon-gun
1,442	23,630	289,434	2,422,362	1,838,027	Cheongyang-gun
6,509	97,277	1,160,761	9,240,687	6,978,719	Hongseong-gun
4,543	66,168	765,339	6,720,591	5,185,624	Yesan-gun
3,522	55,721	616,986	5,650,728	4,297,708	Taeon-gun
<b>36,486</b>	<b>516,435</b>	<b>5,860,004</b>	<b>49,312,524</b>	<b>36,123,304</b>	<b>Sejong</b>

Note : Based on the Treatments (excluding pharmacy from Medical Service Use, including pharmacy in Treatment Days/Medical Expense /Benefit Amount) including Medical aid

제 4-2 표  
Table 4-2

시·군·구별 연령별  
Medical Treatment Activities by

구 분	50 ~ 59세				
	진료실인원수 Patients	입내원일수 Visit	요양급여일수 Reimbursed Days	진료비 Medical Expense	급여비 Benefit
대 천	114,768	2,325,438	30,672,713	254,435,077	197,628,135
등 구	17,749	398,862	4,914,256	43,576,313	34,602,372
중 구	18,428	407,730	5,070,549	43,965,837	34,719,710
서 구	35,287	681,356	9,290,394	74,741,403	57,510,051
유 성 구	27,517	511,131	7,120,951	56,174,857	42,740,322
대 덕 구	15,787	326,359	4,276,563	35,976,667	28,055,679
충 북	134,024	2,603,383	34,545,450	294,797,288	228,660,516
청 주 시 상 당 구	16,116	314,755	4,133,177	34,847,972	26,951,430
청 주 시 서 원 구	15,597	309,723	3,990,416	34,430,153	26,899,498
청 주 시 흥 덕 구	21,284	379,810	5,263,735	43,648,795	33,424,923
청 주 시 청 원 구	13,902	258,781	3,617,857	29,967,025	23,170,023
충 주 시	17,816	346,339	4,775,463	39,397,611	30,571,946
제 천 시	11,089	216,367	2,870,318	24,958,831	19,608,305
보 은 군	2,685	59,671	693,002	7,080,227	5,595,869
옥 천 군	4,357	95,840	1,223,948	10,242,135	7,871,895
영 동 군	4,003	92,663	1,102,757	10,609,605	8,425,583
증 평 군	3,100	54,640	780,329	6,148,223	4,731,699
진 천 군	8,059	147,240	1,991,450	16,756,844	12,731,904
괴 산 군	3,409	71,959	884,794	8,269,623	6,507,778
음 성 군	10,052	206,383	2,563,441	22,519,934	17,578,449
단 양 군	2,555	49,212	654,763	5,920,308	4,591,215
충 남	179,299	3,426,814	46,619,547	391,285,261	301,045,524
천 안 시 동 남 구	22,066	405,323	5,617,206	47,960,335	36,933,653
천 안 시 서 북 구	31,423	551,142	7,963,675	63,025,581	47,540,012
공 주 시	8,331	172,965	2,301,359	20,390,831	16,008,955
보 령 시	8,385	178,406	2,264,378	19,243,564	14,922,922
아 산 시	28,625	509,810	7,372,235	59,959,637	45,733,938
서 산 시	15,286	265,628	3,781,564	30,242,150	22,861,389
논 산 시	9,256	214,757	2,510,657	24,647,149	19,751,364
계 룡 시	3,847	68,044	915,537	7,238,299	5,442,318
당 진 시	15,638	279,453	3,894,238	31,947,394	24,165,982
금 산 군	4,610	106,370	1,266,481	10,865,086	8,512,274
부 여 군	4,950	124,665	1,387,860	12,929,150	10,259,235
서 천 군	3,993	97,649	1,142,039	10,344,652	8,217,684
청 양 군	2,606	52,203	745,956	6,575,734	5,097,788
홍 성 군	8,009	154,779	2,146,883	16,904,688	13,051,770
예 산 군	6,920	136,217	1,852,276	16,151,917	12,602,430
태 안 군	5,354	109,403	1,457,203	12,859,094	9,943,809
세 종	27,614	493,981	6,976,243	54,445,412	40,894,448

주 : 진료일 기준(의료이용은 약국제외, 요양급여일수, 진료비와 급여비는 약국포함)이며, 의료급여 포함

# 진료실적 현황 (남자) <계속> Age and District (Male) <Cont'd>

(단위 : 명, 일, 천원)  
Unit : Person, Day, 1,000Won

60 ~ 69세					Division
진료실인원수 Patients	입내원일수 Visit	요양급여일수 Reimbursed Days	진료비 Medical Expense	급여비 Benefit	
<b>95,999</b>	<b>2,916,022</b>	<b>41,232,157</b>	<b>362,231,722</b>	<b>287,526,575</b>	<b>Daejeon</b>
16,724	579,525	7,519,035	69,372,544	56,069,074	Dong-gu
16,596	538,330	7,334,034	67,848,303	54,757,310	Jung-gu
28,762	827,055	12,139,149	103,111,727	81,070,213	Seo-gu
20,125	548,334	8,244,465	68,156,535	52,974,771	Yuseong-gu
13,792	422,778	5,995,474	53,742,612	42,655,207	Daedeok-gu
<b>129,464</b>	<b>3,660,984</b>	<b>53,221,186</b>	<b>481,064,726</b>	<b>378,499,910</b>	<b>Chungbuk</b>
14,173	422,391	5,924,840	54,805,227	43,569,627	Sangdang-gu
13,625	402,346	5,559,753	51,782,100	41,287,988	Seowon-gu
16,413	434,214	6,531,128	57,354,966	44,560,483	Heungdeok-gu
11,573	321,777	4,859,908	42,231,244	32,813,638	Cheongwon-gu
18,187	508,578	7,649,791	66,263,107	52,044,249	Chungju-si
12,300	338,511	5,050,498	44,527,370	34,926,794	Jecheon-si
3,945	116,987	1,578,200	14,884,827	11,753,488	Boeun-gun
5,594	179,746	2,458,641	22,693,143	17,774,613	Okcheon-gun
5,170	157,995	2,273,879	21,135,277	16,760,013	Yeongdong-gun
2,947	81,161	1,232,262	10,698,231	8,446,700	Jeungpyeong-gun
6,753	176,259	2,633,513	24,627,491	19,180,519	Jincheon-gun
5,222	141,655	2,036,067	18,869,012	14,804,711	Goesan-gun
9,927	285,716	3,974,809	37,868,278	30,091,221	Eumseong-gun
3,635	93,648	1,457,897	13,324,452	10,485,866	Danyang-gun
<b>164,494</b>	<b>4,635,787</b>	<b>67,652,457</b>	<b>614,082,120</b>	<b>481,149,952</b>	<b>Chungnam</b>
18,830	505,187	7,359,079	67,994,201	53,285,237	Dongnam-gu
21,201	542,253	8,120,440	73,213,559	57,172,177	Seobuk-gu
10,204	301,223	4,359,546	40,704,121	32,140,542	Gongju-si
9,263	287,119	3,967,221	35,558,999	27,910,460	Boryeong-si
20,538	540,064	8,250,680	73,272,466	57,253,497	Asan-si
13,147	329,242	5,188,015	43,834,012	33,705,725	Seosan-si
10,955	373,248	4,818,251	47,746,732	38,181,604	Nonsan-si
2,656	69,226	1,044,281	8,879,396	6,867,416	Gyerong-si
13,218	334,547	5,188,752	45,670,417	35,166,039	Dangjin-si
5,732	183,321	2,493,709	23,217,571	18,413,673	Geumsan-gun
6,918	230,805	3,160,784	29,842,646	23,574,759	Buyeo-gun
5,416	190,049	2,457,212	22,997,331	18,210,035	Seocheon-gun
3,524	99,163	1,534,870	13,507,884	10,484,916	Cheongyang-gun
8,211	227,347	3,510,687	31,284,180	24,717,841	Hongseong-gun
8,171	228,303	3,366,192	30,781,039	24,130,845	Yesan-gun
6,510	194,690	2,832,738	25,577,564	19,935,186	Taeon-gun
<b>18,431</b>	<b>504,273</b>	<b>7,621,003</b>	<b>66,701,921</b>	<b>51,672,127</b>	<b>Sejong</b>

Note : Based on the Treatments (excluding pharmacy from Medical Service Use, including pharmacy in Treatment Days/Medical Expense /Benefit Amount) including Medical aid

제 4-2 표  
Table 4-2

시·군·구별 연령별  
Medical Treatment Activities by

구 분	70 ~ 79세				
	진료실인원수 Patients	입내원일수 Visit	요양급여일수 Reimbursed Days	진료비 Medical Expense	급여비 Benefit
대 전	46,181	2,065,626	29,479,568	270,601,256	216,383,621
동 구	9,139	442,300	6,045,994	56,050,362	45,310,956
중 구	9,734	434,099	6,186,374	55,603,759	44,479,229
서 구	13,456	583,828	8,501,405	77,563,339	61,626,754
유 성 구	7,729	321,314	4,778,698	43,506,800	34,515,116
대 덕 구	6,123	284,085	3,967,097	37,876,997	30,451,566
충 북	61,195	2,477,397	35,797,759	343,950,243	271,969,264
청 주 시 상 당 구	6,403	264,086	3,768,509	36,496,491	29,141,493
청 주 시 서 원 구	6,175	260,026	3,720,284	34,887,041	27,686,556
청 주 시 흥 덕 구	6,564	254,775	3,837,463	35,393,311	27,684,350
청 주 시 청 원 구	5,208	211,635	3,103,983	29,637,176	23,351,762
충 주 시	8,531	347,193	4,914,668	48,482,280	38,512,779
제 천 시	6,347	242,388	3,531,689	33,592,323	26,538,481
보 은 군	2,198	84,550	1,254,409	11,900,527	9,341,606
옥 천 군	3,256	144,981	2,010,651	19,440,429	15,352,361
영 동 군	2,985	132,690	1,819,171	18,094,730	14,314,791
증 평 군	1,447	58,254	877,032	8,343,042	6,652,457
진 천 군	2,945	122,231	1,718,653	17,390,594	13,622,726
괴 산 군	2,775	99,870	1,569,458	14,721,918	11,530,266
음 성 군	4,483	188,869	2,646,597	26,174,354	20,861,222
단 양 군	1,878	65,849	1,025,192	9,396,025	7,378,416
충 남	85,527	3,582,032	50,731,775	492,172,837	388,226,740
천 안 시 동 남 구	8,290	329,613	4,673,263	46,901,519	37,311,002
천 안 시 서 북 구	7,763	305,075	4,394,356	43,998,226	34,889,017
공 주 시	5,696	246,509	3,450,522	35,395,097	28,229,312
보 령 시	5,365	239,701	3,224,117	29,220,592	23,004,545
아 산 시	9,282	368,010	5,281,058	52,147,637	41,043,508
서 산 시	7,117	267,488	4,023,873	38,453,508	30,004,218
논 산 시	6,079	291,152	3,841,805	38,131,274	30,307,209
계 룡 시	1,242	49,970	719,218	6,538,261	5,067,866
당 진 시	6,806	251,868	3,918,418	36,058,920	28,024,704
금 산 군	3,303	161,141	2,173,884	21,207,809	16,852,926
부 여 군	4,440	208,307	2,866,596	26,790,831	21,067,611
서 천 군	3,716	185,817	2,297,445	22,429,812	17,735,616
청 양 군	2,175	85,084	1,326,048	12,764,061	10,013,210
홍 성 군	4,784	189,450	2,917,129	26,979,320	21,323,362
예 산 군	4,988	201,828	2,928,550	28,048,155	22,061,239
태 안 군	4,481	201,019	2,695,493	27,107,815	21,291,394
세 종	7,904	328,781	4,879,675	45,694,533	35,958,794

주 : 진료일 기준(의료이용은 약국제외, 요양급여일수, 진료비와 급여비는 약국포함)이며, 의료급여 포함

# 진료실적 현황 (남자) <계속> Age and District (Male) <Cont'd>

(단위 : 명, 일, 천원)  
Unit : Person, Day, 1,000Won

진료실인원수 Patients	입내원일수 Visit	80세이상			Division
		요양급여일수 Reimbursed Days	진료비 Medical Expense	급여비 Benefit	
<b>21,506</b>	<b>1,167,985</b>	<b>15,202,983</b>	<b>158,939,855</b>	<b>126,816,535</b>	<b>Daejeon</b>
4,411	244,978	3,088,549	32,280,248	26,052,121	Dong-gu
5,038	268,733	3,576,517	36,818,853	29,284,826	Jung-gu
6,022	320,942	4,322,543	43,665,987	34,624,941	Seo-gu
3,224	180,421	2,252,560	24,808,917	19,746,389	Yuseong-gu
2,811	152,911	1,962,814	21,365,850	17,108,258	Daedeok-gu
<b>31,637</b>	<b>1,513,507</b>	<b>20,038,185</b>	<b>213,969,665</b>	<b>169,267,597</b>	<b>Chungbuk</b>
3,182	153,089	2,089,504	22,747,768	18,230,670	Sangdang-gu
2,965	149,420	2,003,833	22,220,423	17,709,404	Seowon-gu
2,826	130,705	1,797,323	20,421,060	16,120,696	Heungdeok-gu
2,577	124,124	1,716,459	18,428,224	14,466,887	Cheongwon-gu
4,799	223,710	2,968,793	30,194,150	23,874,749	Chungju-si
3,236	141,866	1,972,840	20,169,122	16,048,689	Jecheon-si
1,359	66,627	843,955	8,912,823	6,988,959	Boeun-gun
1,776	100,325	1,149,371	12,885,269	10,103,528	Okcheon-gun
1,822	98,540	1,187,824	12,808,309	10,093,173	Yeongdong-gun
704	33,452	464,807	4,591,898	3,592,956	Jeungpyeong-gun
1,607	80,052	983,413	11,181,342	8,880,703	Jincheon-gun
1,526	63,457	898,848	9,308,035	7,302,526	Goesan-gun
2,253	102,584	1,385,804	14,086,341	11,169,669	Eumseong-gun
1,005	45,556	575,411	6,014,900	4,684,987	Danyang-gun
<b>47,915</b>	<b>2,499,497</b>	<b>30,805,447</b>	<b>344,044,559</b>	<b>271,879,436</b>	<b>Chungnam</b>
3,896	189,147	2,465,329	28,660,209	22,732,406	Dongnam-gu
3,477	165,069	2,171,008	25,518,707	20,245,567	Seobuk-gu
3,337	182,055	2,104,452	24,885,543	19,663,272	Gongju-si
3,071	168,488	1,930,113	21,982,550	17,581,939	Boryeong-si
4,813	231,176	3,035,352	33,969,706	26,954,435	Asan-si
4,029	188,282	2,496,785	26,077,472	20,414,104	Seosan-si
3,633	219,698	2,457,867	30,285,766	23,902,021	Nonsan-si
492	26,452	331,462	3,843,025	3,032,943	Gyerong-si
3,923	177,874	2,420,414	25,101,427	19,515,797	Dangjin-si
1,936	110,722	1,306,092	13,143,434	10,375,758	Geumsan-gun
2,963	173,607	2,106,825	22,729,498	17,997,763	Buyeo-gun
2,450	160,011	1,605,317	18,824,853	14,820,112	Seocheon-gun
1,490	77,756	982,498	10,787,416	8,442,444	Cheongyang-gun
2,949	146,659	1,920,420	20,750,648	16,520,571	Hongseong-gun
3,204	159,733	2,038,425	21,624,327	17,148,459	Yesan-gun
2,252	122,768	1,433,088	15,859,978	12,531,843	Taeon-gun
<b>3,572</b>	<b>184,147</b>	<b>2,358,084</b>	<b>25,772,612</b>	<b>20,288,835</b>	<b>Sejong</b>

Note : Based on the Treatments (excluding pharmacy from Medical Service Use, including pharmacy in Treatment Days/Medical Expense /Benefit Amount) including Medical aid

제 4-3 표  
Table 4-3

시·군·구별 연령별  
Medical Treatment Activities by

구 분		계				
		진료실인원수 Patients	입내원일수 Visit	요양급여일수 Reimbursed Days	진료비 Medical Expense	급여비 Benefit
대	전	714,680	18,703,241	185,400,356	1,734,526,231	1,335,270,263
동	구	107,912	3,242,949	33,111,789	304,774,713	238,477,601
중	구	111,667	3,208,226	33,580,972	305,007,092	236,161,053
서	구	232,655	5,773,528	56,491,821	529,288,813	404,545,242
유	성 구	179,613	4,132,259	37,832,579	370,625,012	281,543,973
대	덕 구	82,833	2,346,279	24,383,195	224,830,601	174,542,394
충	북	783,652	20,231,237	214,592,483	1,980,050,807	1,519,615,257
청 주 시 상 당 구		99,469	2,515,481	25,148,223	237,337,691	182,761,448
청 주 시 서 원 구		92,928	2,368,102	24,012,112	221,486,410	170,367,991
청 주 시 흥 덕 구		134,907	3,062,854	29,911,290	285,372,016	216,843,656
청 주 시 청 원 구		92,297	2,168,051	21,940,347	201,970,394	153,533,176
충 주 시		102,075	2,699,939	29,755,952	271,623,601	208,956,571
제 천 시		63,964	1,680,503	19,194,001	169,991,322	131,549,647
보 은 군		15,392	496,513	5,811,016	53,164,816	41,225,776
옥 천 군		24,143	856,059	9,186,442	83,795,747	64,247,073
영 동 군		22,020	780,053	8,462,410	82,500,836	63,863,459
증 평 군		17,838	450,604	5,119,706	45,534,957	35,093,296
진 천 군		42,332	1,045,450	10,942,135	103,846,057	79,043,170
괴 산 군		17,686	501,966	6,702,442	57,885,166	44,553,916
음 성 군		45,191	1,225,037	13,659,018	123,111,823	94,852,978
단 양 군		13,410	380,625	4,747,389	42,429,972	32,723,099
충 남		1,049,029	27,157,069	292,166,505	2,714,885,165	2,076,193,377
천 안 시 동 남 구		127,259	2,988,875	31,350,173	298,652,371	228,118,669
천 안 시 서 북 구		194,635	4,192,599	40,021,914	392,838,850	296,493,743
공 주 시		50,960	1,526,549	16,820,673	162,902,619	126,330,094
보 령 시		47,239	1,467,895	16,067,061	141,890,065	109,612,098
아 산 시		171,984	3,907,402	40,003,937	384,420,476	292,552,035
서 산 시		84,091	1,966,908	22,910,333	199,714,618	151,340,147
논 산 시		55,912	1,886,860	19,696,352	188,300,397	146,159,188
계 룡 시		22,883	517,249	5,009,066	47,054,705	35,558,361
당 진 시		80,190	1,883,969	21,396,845	200,325,291	151,667,365
금 산 군		25,294	912,684	9,656,226	88,788,976	68,793,528
부 여 군		30,792	1,121,536	12,821,397	116,226,195	90,421,887
서 천 군		24,962	943,597	10,275,665	93,181,364	72,441,840
청 양 군		14,809	465,162	5,875,491	50,976,585	39,066,139
흥 성 군		48,919	1,302,114	15,365,173	132,507,655	101,721,711
예 산 군		39,380	1,131,224	13,623,899	119,325,843	91,387,625
태 안 군		29,720	942,446	11,272,300	97,779,154	74,528,947
세 종		192,039	4,401,111	38,952,832	388,689,280	293,637,515

주 : 진료일 기준(의료이용은 약국제외, 요양급여일수, 진료비와 급여비는 약국포함)이며, 의료급여 포함

## 진료실적 현황 (여자) Age and District (Female)

(단위 : 명, 일, 천원)  
Unit : Person, Day, 1,000Won

0 ~ 9세					Division
진료실인원수 Patients	입내원일수 Visit	요양급여일수 Reimbursed Days	진료비 Medical Expense	급여비 Benefit	
<b>46,658</b>	<b>1,483,748</b>	<b>6,586,131</b>	<b>78,224,484</b>	<b>63,382,186</b>	<b>Daejeon</b>
5,857	193,023	816,356	9,582,620	7,744,111	Dong-gu
5,680	178,445	783,959	9,566,810	7,739,221	Jung-gu
15,070	474,369	2,159,166	25,243,197	20,441,840	Seo-gu
15,703	492,782	2,223,086	25,874,484	20,925,350	Yuseong-gu
4,348	145,129	603,564	7,957,373	6,531,664	Daedeok-gu
<b>50,654</b>	<b>1,452,719</b>	<b>6,177,457</b>	<b>78,676,122</b>	<b>63,460,117</b>	<b>Chungbuk</b>
7,495	225,824	949,985	12,323,636	9,980,848	Sangdang-gu
5,149	153,861	618,638	8,259,292	6,667,103	Seowon-gu
11,003	341,421	1,421,485	19,407,547	15,824,216	Heungdeok-gu
7,625	224,937	958,714	11,808,767	9,317,095	Cheongwon-gu
5,986	158,099	715,036	8,311,357	6,731,391	Chungju-si
3,363	80,572	345,833	3,999,915	3,188,385	Jecheon-si
533	12,235	54,552	605,516	472,858	Boeun-gun
899	28,304	116,707	1,444,604	1,173,494	Okcheon-gun
769	19,894	95,304	1,101,129	873,127	Yeongdong-gun
1,259	34,799	152,527	1,905,271	1,539,945	Jeungpyeong-gun
3,280	92,152	389,892	4,729,838	3,767,274	Jincheon-gun
522	12,259	56,159	933,130	792,982	Goesan-gun
2,341	59,635	262,223	3,417,128	2,789,917	Eumseong-gun
430	8,727	40,402	428,993	341,481	Danyang-gun
<b>71,049</b>	<b>1,947,021</b>	<b>8,744,654</b>	<b>105,250,588</b>	<b>84,653,666</b>	<b>Chungnam</b>
8,008	226,910	977,317	12,050,564	9,707,956	Dongnam-gu
16,629	484,183	2,142,673	25,728,398	20,692,703	Seobuk-gu
2,135	56,781	244,328	3,098,228	2,526,514	Gongju-si
2,353	65,524	299,902	3,104,308	2,453,401	Boryeong-si
15,640	444,832	1,966,345	23,540,300	18,857,454	Asan-si
6,255	143,184	712,212	8,165,065	6,573,516	Seosan-si
2,706	75,819	334,310	3,834,646	3,090,242	Nonsan-si
1,838	52,715	234,432	2,730,888	2,171,586	Gyerong-si
6,425	164,205	747,855	10,190,657	8,244,603	Dangjin-si
956	26,216	115,302	1,263,489	1,007,699	Geumsan-gun
990	22,818	98,211	1,266,434	1,016,098	Buyeo-gun
861	26,713	113,019	1,594,690	1,306,296	Seocheon-gun
465	11,131	50,009	765,918	651,840	Cheongyang-gun
3,021	83,336	390,588	4,215,413	3,333,291	Hongseong-gun
1,646	40,140	200,056	2,368,661	1,935,965	Yesan-gun
1,121	22,514	118,095	1,332,929	1,084,503	Taeon-gun
<b>21,249</b>	<b>685,567</b>	<b>2,983,613</b>	<b>33,858,606</b>	<b>27,192,487</b>	<b>Sejong</b>

Note : Based on the Treatments (excluding pharmacy from Medical Service Use, including pharmacy in Treatment Days/Medical Expense /Benefit Amount) including Medical aid

제 4-3 표  
Table 4-3

시·군·구별 연령별  
Medical Treatment Activities by

구 분	10 ~ 19세				
	진료실인원수 Patients	입내원일수 Visit	요양급여일수 Reimbursed Days	진료비 Medical Expense	급여비 Benefit
대 전	65,038	919,081	4,237,371	51,491,785	37,681,427
동 구	8,931	125,939	572,338	6,990,794	5,194,905
중 구	9,310	132,819	615,845	7,804,902	5,842,426
서 구	21,907	306,984	1,458,906	17,177,092	12,439,725
유 성 구	18,156	255,030	1,162,892	14,184,051	10,237,039
대 덕 구	6,734	98,309	427,390	5,334,946	3,967,331
충 북	67,989	840,224	3,858,994	48,589,082	35,191,143
청 주 시 상 당 구	9,473	122,263	546,909	7,216,216	5,292,529
청 주 시 서 원 구	8,501	111,957	494,722	6,089,897	4,374,140
청 주 시 흥 덕 구	12,804	166,428	754,456	9,881,195	7,147,135
청 주 시 청 원 구	9,411	118,162	549,196	6,630,016	4,690,308
충 주 시	8,348	96,431	452,888	5,712,907	4,171,227
제 천 시	5,199	57,274	262,386	3,293,481	2,403,674
보 은 군	800	8,468	41,928	489,414	360,277
옥 천 군	1,641	22,463	102,970	1,182,688	857,219
영 동 군	1,323	15,223	76,158	955,330	702,182
증 평 군	1,533	19,003	89,886	1,061,293	777,231
진 천 군	4,049	48,382	219,702	2,801,762	2,010,950
괴 산 군	832	8,276	40,039	500,715	355,246
음 성 군	3,351	38,728	192,000	2,325,360	1,725,664
단 양 군	724	7,166	35,754	448,808	323,363
충 남	95,639	1,169,643	5,483,684	67,350,499	48,349,809
천 안 시 동 남 구	12,030	151,550	694,674	8,794,920	6,318,199
천 안 시 서 북 구	20,158	265,460	1,243,501	14,839,749	10,489,978
공 주 시	3,580	40,470	191,400	2,314,735	1,669,040
보 령 시	3,521	43,245	210,863	2,700,851	2,008,860
아 산 시	18,716	231,838	1,062,609	13,391,628	9,530,860
서 산 시	7,935	84,068	413,331	4,813,679	3,393,190
논 산 시	4,148	52,251	246,641	3,098,512	2,322,530
계 룡 시	2,911	35,754	166,373	1,937,310	1,380,122
당 진 시	7,777	93,166	420,752	5,588,619	4,018,198
금 산 군	1,847	22,135	98,852	1,184,731	884,475
부 여 군	1,823	20,932	102,419	1,478,227	1,165,305
서 천 군	1,443	17,935	77,459	1,001,706	729,067
청 양 군	860	9,095	48,742	510,956	372,682
흥 성 군	4,443	53,422	259,474	3,015,147	2,156,050
예 산 군	2,566	27,411	146,271	1,581,238	1,139,640
태 안 군	1,881	20,911	100,323	1,098,491	771,612
세 종	24,661	337,579	1,550,183	19,129,746	13,715,184

주 : 진료일 기준(의료이용은 약국제외, 요양급여일수, 진료비와 급여비는 약국포함)이며, 의료급여 포함



# 진료실적 현황 (여자) <계속> Age and District (Female) <Cont'd>

(단위 : 명, 일, 천원)  
Unit : Person, Day, 1,000Won

20 ~ 29세					Division
진료실인원수 Patients	입내원일수 Visit	요양급여일수 Reimbursed Days	진료비 Medical Expense	급여비 Benefit	
<b>94,701</b>	<b>1,172,365</b>	<b>6,668,218</b>	<b>89,392,816</b>	<b>65,139,047</b>	<b>Daejeon</b>
14,015	172,465	946,540	12,899,418	9,413,236	Dong-gu
13,158	163,723	943,522	12,613,596	9,280,480	Jung-gu
33,204	418,527	2,382,640	32,461,254	23,664,601	Seo-gu
24,722	297,768	1,692,115	22,406,789	16,189,269	Yuseong-gu
9,602	119,882	703,401	9,011,759	6,591,462	Daedeok-gu
<b>80,801</b>	<b>985,848</b>	<b>5,507,980</b>	<b>77,392,546</b>	<b>56,801,967</b>	<b>Chungbuk</b>
10,485	133,287	734,246	10,081,764	7,380,226	Sangdang-gu
11,956	146,013	810,301	10,551,819	7,641,101	Seowon-gu
17,600	215,457	1,188,480	16,522,156	12,025,952	Heungdeok-gu
10,653	126,356	700,057	10,170,177	7,507,210	Cheongwon-gu
9,313	115,341	652,917	9,570,811	7,121,417	Chungju-si
6,174	72,443	404,940	6,141,048	4,594,059	Jecheon-si
789	9,514	51,945	772,374	567,324	Boeun-gun
1,566	20,317	116,616	1,512,446	1,101,230	Okcheon-gun
1,419	17,604	105,716	1,341,686	980,589	Yeongdong-gun
1,756	21,230	116,583	1,729,928	1,255,345	Jeungpyeong-gun
3,749	44,684	261,183	3,855,156	2,834,316	Jincheon-gun
884	10,171	56,379	759,748	540,816	Goesan-gun
3,734	46,128	266,665	3,817,781	2,833,552	Eumseong-gun
723	7,303	41,952	565,650	418,829	Danyang-gun
<b>101,512</b>	<b>1,205,902</b>	<b>6,775,766</b>	<b>98,687,672</b>	<b>72,276,061</b>	<b>Chungnam</b>
15,700	187,672	1,025,135	15,541,271	11,382,590	Dongnam-gu
26,327	317,752	1,746,545	25,425,667	18,361,683	Seobuk-gu
5,124	58,566	334,986	4,689,095	3,476,311	Gongju-si
3,416	42,199	236,389	3,698,111	2,806,793	Boryeong-si
17,536	210,473	1,190,060	17,324,362	12,679,313	Asan-si
6,756	77,475	436,900	6,627,014	4,867,723	Seosan-si
4,578	54,837	311,175	4,650,582	3,457,734	Nonsan-si
2,076	24,278	142,384	1,828,436	1,316,480	Gyerong-si
6,018	70,159	385,638	6,040,166	4,425,744	Dangjin-si
1,729	18,500	114,959	1,425,812	1,058,263	Geumsan-gun
1,820	21,543	125,133	2,057,512	1,594,889	Buyeo-gun
1,325	16,385	91,409	1,160,170	859,305	Seocheon-gun
1,004	10,833	67,710	781,204	566,508	Cheongyang-gun
3,881	47,065	275,550	3,579,766	2,617,984	Hongseong-gun
2,586	30,244	181,663	2,473,465	1,802,382	Yesan-gun
1,636	17,921	110,130	1,385,041	1,002,359	Taeon-gun
<b>18,445</b>	<b>229,991</b>	<b>1,321,817</b>	<b>17,647,365</b>	<b>12,853,457</b>	<b>Sejong</b>

Note : Based on the Treatments (excluding pharmacy from Medical Service Use, including pharmacy in Treatment Days/Medical Expense /Benefit Amount) including Medical aid

제 4-3 표  
Table 4-3

시·군·구별 연령별  
Medical Treatment Activities by

구 분	30 ~ 39세				
	진료실인원수 Patients	입내원일수 Visit	요양급여일수 Reimbursed Days	진료비 Medical Expense	급여비 Benefit
대 전	87,311	1,459,098	9,284,165	131,704,393	98,685,577
동 구	10,791	184,684	1,184,575	16,519,353	12,517,001
중 구	11,199	189,681	1,229,987	16,856,115	12,660,648
서 구	29,851	489,344	3,191,848	43,577,067	32,418,554
유 성 구	26,967	448,431	2,743,681	41,308,367	30,856,209
대 덕 구	8,503	146,958	934,074	13,443,492	10,233,165
충 북	85,680	1,406,538	8,766,756	130,203,054	98,528,919
청 주 시 상 당 구	11,729	197,031	1,181,288	17,446,436	13,101,069
청 주 시 서 원 구	9,710	164,935	1,000,290	14,523,077	10,966,212
청 주 시 흥 덕 구	20,065	331,095	2,015,312	29,527,862	22,108,562
청 주 시 청 원 구	12,504	206,171	1,277,506	18,961,093	14,235,778
충 주 시	9,903	158,066	1,039,343	16,866,457	13,023,624
제 천 시	5,235	83,385	527,317	8,322,387	6,424,090
보 은 군	852	14,029	88,352	1,248,839	952,235
옥 천 군	1,496	27,336	172,456	2,347,513	1,751,831
영 동 군	1,182	19,426	136,440	1,747,462	1,325,711
증 평 군	1,984	32,461	217,265	2,970,114	2,228,164
진 천 군	5,123	80,131	503,297	7,252,613	5,435,366
괴 산 군	876	13,926	87,059	1,273,580	967,237
음 성 군	4,293	68,384	449,228	6,759,207	5,278,689
단 양 군	728	10,162	71,603	956,415	730,352
충 남	117,559	1,881,491	12,495,502	179,778,260	135,300,829
천 안 시 동 남 구	14,547	234,670	1,515,867	22,459,768	16,887,054
천 안 시 서 북 구	30,903	502,661	3,319,909	47,552,279	35,562,730
공 주 시	3,789	62,989	412,793	6,304,327	4,877,182
보 령 시	3,589	59,312	380,225	5,364,315	4,062,788
아 산 시	25,240	402,608	2,734,706	38,026,368	28,411,637
서 산 시	8,970	134,250	884,586	13,090,738	9,880,985
논 산 시	4,511	76,982	492,964	7,530,042	5,820,020
계 룡 시	2,533	38,777	251,763	3,463,640	2,600,291
당 진 시	8,989	138,477	916,129	14,252,821	10,662,393
금 산 군	1,590	26,210	169,940	2,566,013	2,008,824
부 여 군	1,729	27,517	179,328	2,437,402	1,867,589
서 천 군	1,347	22,424	148,011	1,808,490	1,358,365
청 양 군	828	11,988	83,897	1,082,814	814,735
홍 성 군	4,363	70,093	480,360	6,907,179	5,250,814
예 산 군	2,881	44,837	324,512	4,307,073	3,252,118
태 안 군	1,750	27,696	200,512	2,624,991	1,983,304
세 종	29,766	520,056	3,153,766	47,338,500	35,148,118

주 : 진료일 기준(의료이용은 약국제외, 요양급여일수, 진료비와 급여비는 약국포함)이며, 의료급여 포함

# 진료실적 현황 (여자) <계속> Age and District (Female) <Cont'd>

(단위 : 명, 일, 천원)  
Unit : Person, Day, 1,000Won

40 ~ 49세					Division
진료실인원수 Patients	입내원일수 Visit	요양급여일수 Reimbursed Days	진료비 Medical Expense	급여비 Benefit	
<b>106,309</b>	<b>1,967,182</b>	<b>17,305,316</b>	<b>177,440,989</b>	<b>132,395,853</b>	<b>Daejeon</b>
14,462	284,571	2,503,846	25,390,816	19,174,173	Dong-gu
15,279	290,464	2,604,437	25,355,304	18,952,228	Jung-gu
35,713	644,564	5,724,278	58,591,685	43,657,201	Seo-gu
29,827	523,917	4,474,952	47,477,427	35,004,126	Yuseong-gu
11,028	223,666	1,997,803	20,625,757	15,608,124	Daedeok-gu
<b>108,415</b>	<b>1,919,705</b>	<b>17,213,032</b>	<b>174,810,751</b>	<b>130,628,241</b>	<b>Chungbuk</b>
14,879	265,710	2,258,951	24,204,543	18,156,329	Sangdang-gu
13,120	242,382	2,029,338	20,926,193	15,618,087	Seowon-gu
21,211	361,684	3,149,209	32,543,663	24,079,611	Heungdeok-gu
14,901	252,964	2,289,319	22,360,969	16,584,039	Cheongwon-gu
13,642	245,343	2,326,571	23,139,198	17,319,781	Chungju-si
7,599	128,906	1,209,396	12,287,179	9,316,945	Jecheon-si
1,215	23,671	206,614	2,230,365	1,729,870	Boeun-gun
2,542	52,333	480,250	5,081,052	3,886,556	Okcheon-gun
1,937	39,359	368,722	3,586,653	2,680,264	Yeongdong-gun
2,422	40,605	410,144	3,975,905	2,986,554	Jeungpyeong-gun
6,638	117,411	1,090,329	11,249,993	8,341,776	Jincheon-gun
1,363	24,377	225,827	2,420,909	1,862,388	Goesan-gun
5,775	104,615	982,221	8,963,070	6,673,093	Eumseong-gun
1,171	20,345	186,141	1,841,060	1,392,948	Danyang-gun
<b>149,747</b>	<b>2,569,626</b>	<b>24,194,515</b>	<b>243,836,126</b>	<b>180,704,531</b>	<b>Chungnam</b>
19,477	331,225	3,091,541	32,376,500	24,088,719	Dongnam-gu
33,149	565,289	5,114,651	53,264,602	38,996,354	Seobuk-gu
5,436	98,788	947,169	9,560,844	7,338,539	Gongju-si
5,511	102,967	945,912	9,080,130	6,823,758	Boryeong-si
29,427	492,958	4,669,748	47,535,510	34,908,384	Asan-si
12,412	193,809	1,940,335	18,926,218	13,967,965	Seosan-si
6,162	119,082	1,087,289	11,037,388	8,413,157	Nonsan-si
4,207	69,315	609,625	6,309,640	4,658,775	Gyerong-si
12,098	192,447	1,870,246	18,687,276	13,653,721	Dangjin-si
2,452	51,571	442,560	4,175,499	3,158,128	Geumsan-gun
2,671	55,819	527,038	4,963,905	3,809,372	Buyeo-gun
2,175	41,233	391,787	3,809,518	2,879,315	Seocheon-gun
1,117	21,836	217,117	2,139,942	1,674,574	Cheongyang-gun
6,444	112,799	1,129,393	10,306,736	7,654,351	Hongseong-gun
4,060	69,546	693,272	6,739,461	4,949,902	Yesan-gun
2,949	50,942	516,832	4,922,957	3,729,516	Taeon-gun
<b>37,878</b>	<b>653,672</b>	<b>5,543,735</b>	<b>59,471,762</b>	<b>43,590,481</b>	<b>Sejong</b>

Note : Based on the Treatments (excluding pharmacy from Medical Service Use, including pharmacy in Treatment Days/Medical Expense /Benefit Amount) including Medical aid

제 4-3 표  
Table 4-3

시·군·구별 연령별  
Medical Treatment Activities by

구 분	50 ~ 59세				
	진료실인원수 Patients	입내원일수 Visit	요양급여일수 Reimbursed Days	진료비 Medical Expense	급여비 Benefit
대 전	119,127	2,932,197	34,358,875	272,190,292	206,033,638
동 구	17,142	468,549	5,452,014	43,520,976	33,537,581
중 구	18,518	470,476	5,527,952	43,537,388	33,168,451
서 구	38,756	924,949	10,786,446	85,831,982	64,658,168
유 성 구	28,755	660,333	7,733,324	61,468,529	46,036,744
대 덕 구	15,956	407,890	4,859,139	37,831,416	28,632,695
충 북	131,264	3,064,853	36,953,604	290,002,927	218,619,689
청 주 시 상 당 구	17,154	400,855	4,634,298	35,978,454	27,053,446
청 주 시 서 원 구	16,801	399,268	4,571,489	36,175,760	27,485,295
청 주 시 흥 덕 구	22,063	495,022	6,039,602	47,243,835	35,382,167
청 주 시 청 원 구	13,788	315,428	3,836,172	28,936,730	21,644,249
충 주 시	17,547	409,716	4,982,956	39,579,055	29,783,470
제 천 시	10,930	251,758	3,118,368	24,286,167	18,389,405
보 은 군	2,356	56,452	711,082	5,362,724	4,031,182
옥 천 군	3,940	106,788	1,283,699	9,926,978	7,466,040
영 동 군	3,532	94,710	1,105,582	9,704,741	7,458,931
증 평 군	2,963	67,602	874,946	6,493,124	4,918,786
진 천 군	6,794	152,623	1,890,338	14,872,692	11,074,486
괴 산 군	2,911	68,313	842,532	7,739,760	6,068,829
음 성 군	8,208	195,864	2,399,843	18,820,542	14,211,117
단 양 군	2,277	50,454	662,697	4,882,364	3,652,283
충 남	164,387	3,751,237	47,891,464	373,049,207	280,428,388
천 안 시 동 남 구	21,981	497,692	6,242,571	50,407,319	38,014,294
천 안 시 서 북 구	30,975	675,853	8,490,942	67,540,701	50,197,701
공 주 시	8,168	197,655	2,470,186	19,640,460	15,023,057
보 령 시	7,511	186,544	2,317,132	17,358,255	13,162,826
아 산 시	25,095	553,972	7,346,733	56,431,538	41,975,305
서 산 시	13,710	291,162	3,980,571	28,121,688	20,748,967
논 산 시	8,771	234,191	2,730,225	22,445,925	17,194,003
계 룡 시	3,917	83,794	989,808	8,089,147	6,024,493
당 진 시	12,323	258,561	3,482,419	27,715,554	20,780,551
금 산 군	3,910	104,710	1,233,314	9,501,179	7,246,478
부 여 군	4,474	119,003	1,401,700	11,687,346	9,039,137
서 천 군	3,535	92,520	1,144,561	8,705,435	6,666,835
청 양 군	2,115	49,457	663,527	4,746,144	3,569,474
홍 성 군	7,241	161,466	2,160,276	16,139,215	12,283,807
예 산 군	6,011	132,483	1,753,997	13,347,603	10,090,181
태 안 군	4,650	112,174	1,483,502	11,171,697	8,411,279
세 종	25,595	561,897	6,772,616	53,488,307	39,621,107

주 : 진료일 기준(의료이용은 약국제외, 요양급여일수, 진료비와 급여비는 약국포함)이며, 의료급여 포함

# 진료실적 현황 (여자) <계속> Age and District (Female) <Cont'd>

(단위 : 명, 일, 천원)  
Unit : Person, Day, 1,000Won

60 ~ 69세					Division
진료실인원수 Patients	입내원일수 Visit	요양급여일수 Reimbursed Days	진료비 Medical Expense	급여비 Benefit	
<b>103,484</b>	<b>3,692,404</b>	<b>48,171,980</b>	<b>365,863,661</b>	<b>281,068,783</b>	<b>Daejeon</b>
17,915	718,186	9,127,072	70,095,044	54,447,180	Dong-gu
18,325	673,100	8,753,874	66,538,445	51,401,388	Jung-gu
32,050	1,111,054	14,497,321	109,684,330	83,718,191	Seo-gu
20,917	663,636	8,907,787	66,946,090	50,903,007	Yuseong-gu
14,277	526,428	6,885,926	52,599,751	40,599,017	Daedeok-gu
<b>128,151</b>	<b>4,315,940</b>	<b>57,713,748</b>	<b>444,585,125</b>	<b>339,095,520</b>	<b>Chungbuk</b>
14,516	506,507	6,492,454	50,415,323	38,736,592	Sangdang-gu
14,624	512,920	6,495,167	50,769,075	39,108,629	Seowon-gu
17,053	553,585	7,464,023	56,606,312	42,779,184	Heungdeok-gu
12,022	393,853	5,392,959	38,716,921	29,107,197	Cheongwon-gu
18,050	593,241	8,229,187	63,107,709	48,314,736	Chungju-si
12,516	424,073	5,677,619	43,637,990	33,403,617	Jecheon-si
3,634	122,017	1,634,413	12,898,987	9,852,514	Boeun-gun
5,168	203,262	2,528,711	20,077,813	15,202,102	Okcheon-gun
4,922	183,126	2,332,654	19,308,828	14,763,542	Yeongdong-gun
2,919	96,954	1,363,879	10,751,588	8,324,796	Jeungpyeong-gun
6,210	197,532	2,730,741	21,727,906	16,489,543	Jincheon-gun
4,532	134,702	2,023,747	14,780,976	11,118,522	Goesan-gun
8,596	290,070	3,858,367	30,137,623	22,978,724	Eumseong-gun
3,389	104,098	1,489,827	11,648,074	8,915,824	Danyang-gun
<b>161,710</b>	<b>5,299,078</b>	<b>73,624,715</b>	<b>563,974,537</b>	<b>428,651,223</b>	<b>Chungnam</b>
18,866	588,050	8,150,967	63,376,983	48,277,549	Dongnam-gu
20,534	625,936	8,677,895	66,853,871	50,422,540	Seobuk-gu
10,172	337,069	4,660,350	37,427,897	28,733,946	Gongju-si
9,331	336,352	4,450,919	33,820,908	25,919,597	Boryeong-si
20,197	641,312	9,208,079	72,700,301	55,584,562	Asan-si
12,921	395,169	5,812,810	42,339,727	31,874,295	Seosan-si
10,657	416,090	5,261,395	40,786,310	31,390,558	Nonsan-si
2,987	91,616	1,213,771	9,007,889	6,791,209	Gyerong-si
12,140	360,614	5,296,562	41,483,037	31,248,460	Dangjin-si
5,259	202,187	2,558,679	19,823,396	15,058,258	Geumsan-gun
6,817	258,640	3,398,098	26,476,165	20,201,168	Buyeo-gun
5,327	199,004	2,672,797	20,154,861	15,420,952	Seocheon-gun
3,297	104,071	1,576,540	11,030,863	8,274,475	Cheongyang-gun
8,295	254,249	3,795,740	27,191,810	20,696,663	Hongseong-gun
8,128	255,934	3,585,611	26,936,559	20,358,343	Yesan-gun
6,782	232,785	3,304,502	24,563,959	18,398,652	Taeon-gun
<b>18,759</b>	<b>601,113</b>	<b>8,207,983</b>	<b>63,195,904</b>	<b>47,839,056</b>	<b>Sejong</b>

Note : Based on the Treatments (excluding pharmacy from Medical Service Use, including pharmacy in Treatment Days/Medical Expense /Benefit Amount) including Medical aid

제 4-3 표  
Table 4-3

시·군·구별 연령별  
Medical Treatment Activities by

구 분		70 ~ 79세				
		진료실인원수 Patients	입내원일수 Visit	요양급여일수 Reimbursed Days	진료비 Medical Expense	급여비 Benefit
대	전	53,856	2,732,958	34,316,422	294,488,082	232,621,740
동	구	10,967	596,882	7,339,012	62,593,093	49,936,440
중	구	11,814	602,496	7,638,030	63,556,094	50,174,028
서	구	15,596	772,224	9,652,360	82,798,200	64,930,095
유	성 구	8,338	399,138	5,052,108	44,587,151	34,974,135
대	덕 구	7,141	362,218	4,634,912	40,953,544	32,607,042
총	북	69,169	3,201,385	42,004,383	362,534,871	283,440,483
청 주 시 상 당 구		7,494	357,557	4,568,835	40,307,460	31,782,293
청 주 시 서 원 구		7,448	357,174	4,507,228	38,996,457	30,665,510
청 주 시 흥 덕 구		7,441	335,570	4,473,758	39,396,819	30,727,539
청 주 시 청 원 구		6,113	287,149	3,707,610	32,959,088	25,726,789
충 주 시		10,139	458,533	6,089,844	51,323,072	40,060,261
제 천 시		7,092	318,753	4,249,490	35,621,435	28,105,822
보 은 군		2,352	106,471	1,402,790	12,403,590	9,699,903
옥 천 군		3,396	186,758	2,242,332	19,337,207	15,044,569
영 동 군		3,421	177,913	2,165,862	19,738,516	15,288,315
증 평 군		1,601	73,386	1,027,147	8,441,834	6,669,083
진 천 군		3,218	143,700	1,944,249	16,830,749	13,016,244
괴 산 군		2,788	106,922	1,651,624	12,751,981	9,776,644
음 성 군		4,564	209,698	2,758,302	23,691,599	18,520,173
단 양 군		2,102	81,801	1,215,312	10,735,065	8,357,342
총	남	96,030	4,423,720	58,741,186	499,931,964	388,135,733
천 안 시 동 남 구		9,227	395,703	5,356,574	45,643,122	35,520,776
천 안 시 서 북 구		9,036	392,404	5,208,587	46,400,272	36,100,881
공 주 시		6,197	294,163	3,819,740	34,434,364	26,843,209
보 령 시		6,343	313,163	3,915,923	32,280,801	25,138,077
아 산 시		11,093	485,941	6,604,801	59,495,896	46,578,336
서 산 시		7,569	318,271	4,449,245	36,608,350	28,159,468
논 산 시		7,065	377,462	4,682,935	41,185,134	32,240,574
계 룡 시		1,314	58,491	758,944	6,494,672	5,018,214
당 진 시		7,255	285,134	4,251,168	34,585,898	26,463,215
금 산 군		3,650	200,971	2,456,425	20,331,026	15,766,469
부 여 군		4,933	259,197	3,408,540	27,737,385	21,640,412
서 천 군		4,242	230,646	2,712,266	23,795,752	18,622,478
청 양 군		2,295	100,808	1,445,511	12,215,080	9,333,545
흥 성 군		5,482	234,959	3,386,028	26,399,383	20,493,776
예 산 군		5,648	244,293	3,350,432	27,547,541	21,239,925
태 안 군		4,681	232,114	2,934,067	24,777,289	18,976,378
세	종	8,761	406,733	5,278,119	46,505,233	36,055,142

주 : 진료일 기준(의료이용은 약국제외, 요양급여일수, 진료비와 급여비는 약국포함)이며, 의료급여 포함

# 진료실적 현황 (여자) <계속> Age and District (Female) <Cont'd>

(단위 : 명, 일, 천원)  
Unit : Person, Day, 1,000Won

80세이상					Division
진료실인원수 Patients	입내원일수 Visit	요양급여일수 Reimbursed Days	진료비 Medical Expense	급여비 Benefit	
<b>38,196</b>	<b>2,344,208</b>	<b>24,471,878</b>	<b>273,729,730</b>	<b>218,262,012</b>	<b>Daejeon</b>
7,832	498,650	5,170,036	57,182,599	46,512,973	Dong-gu
8,384	507,022	5,483,366	59,178,438	46,942,183	Jung-gu
10,508	631,513	6,638,856	73,924,006	58,616,868	Seo-gu
6,228	391,224	3,842,634	46,372,124	36,418,094	Yuseong-gu
5,244	315,799	3,336,986	37,072,563	29,771,894	Daedeok-gu
<b>61,529</b>	<b>3,044,025</b>	<b>36,396,529</b>	<b>373,256,328</b>	<b>293,849,178</b>	<b>Chungbuk</b>
6,244	306,447	3,781,257	39,363,858	31,278,116	Sangdang-gu
5,619	279,592	3,484,939	35,194,841	27,841,914	Seowon-gu
5,667	262,592	3,404,965	34,242,628	26,769,290	Heungdeok-gu
5,280	243,031	3,228,814	31,426,633	24,720,511	Cheongwon-gu
9,147	465,169	5,267,210	54,013,034	42,430,665	Chungju-si
5,856	263,339	3,398,652	32,401,719	25,723,649	Jecheon-si
2,861	143,656	1,619,340	17,153,007	13,559,613	Boeun-gun
3,495	208,498	2,142,701	22,885,446	17,764,034	Okcheon-gun
3,515	212,798	2,075,972	25,016,491	19,790,798	Yeongdong-gun
1,401	64,564	867,329	8,205,900	6,393,393	Jeungpyeong-gun
3,271	168,835	1,912,404	20,525,349	16,073,215	Jincheon-gun
2,978	123,020	1,719,076	16,724,366	13,071,252	Goesan-gun
4,329	211,915	2,490,169	25,179,512	19,842,049	Eumseong-gun
1,866	90,569	1,003,701	10,923,543	8,590,678	Danyang-gun
<b>91,396</b>	<b>4,909,351</b>	<b>54,215,019</b>	<b>583,026,310</b>	<b>457,693,137</b>	<b>Chungnam</b>
7,423	375,403	4,295,527	48,001,924	37,921,531	Dongnam-gu
6,924	363,061	4,077,211	45,233,310	35,669,175	Seobuk-gu
6,359	380,068	3,739,721	45,432,669	35,842,297	Gongju-si
5,664	318,589	3,309,796	34,482,386	27,235,999	Boryeong-si
9,040	443,468	5,220,856	55,974,574	44,026,185	Asan-si
7,563	329,520	4,280,343	41,022,138	31,874,039	Seosan-si
7,314	480,146	4,549,418	53,731,858	42,230,370	Nonsan-si
1,100	62,509	641,966	7,193,083	5,597,191	Gyerong-si
7,165	321,206	4,026,076	41,781,264	32,170,479	Dangjin-si
3,901	260,184	2,466,195	28,517,831	22,604,934	Geumsan-gun
5,535	336,067	3,580,930	38,121,820	30,087,917	Buyeo-gun
4,707	296,737	2,924,356	31,150,744	24,599,227	Seocheon-gun
2,828	145,943	1,722,438	17,703,665	13,808,306	Cheongyang-gun
5,749	284,725	3,487,764	34,753,005	27,234,975	Hongseong-gun
5,854	286,336	3,388,085	34,024,241	26,619,169	Yesan-gun
4,270	225,389	2,504,337	25,901,799	20,171,346	Taeon-gun
<b>6,925</b>	<b>404,503</b>	<b>4,141,000</b>	<b>48,053,857</b>	<b>37,622,481</b>	<b>Sejong</b>

Note : Based on the Treatments (excluding pharmacy from Medical Service Use, including pharmacy in Treatment Days/Medical Expense /Benefit Amount) including Medical aid





## 제5장

# 주요 암질환 급여현황



제 5-1 표  
Table 5-1

시·군·구별  
Benefits for Major Cancer

구 분	위 암 (C16) Gastric cancer				
	진료실인원수 Patients	입내원일수 Visit	요양급여일수 Reimbursed Days	진료비 Medical Expense	급여비 Benefit
대 전	5,485	62,409	538,918	19,315,479	17,275,634
동 구	1,032	10,873	95,875	3,460,662	3,109,855
중 구	1,002	13,552	106,549	4,010,661	3,587,906
서 구	1,666	18,522	158,345	5,619,418	5,027,604
유 성 구	1,023	10,856	101,630	3,412,865	3,044,563
대 덕 구	762	8,606	76,519	2,811,873	2,505,705
충 북	6,006	70,264	601,228	24,820,621	22,265,462
청 주 시 상 당 구	668	9,075	65,227	3,050,694	2,750,436
청 주 시 서 원 구	590	7,511	64,401	2,756,336	2,486,409
청 주 시 흥 덕 구	730	8,660	69,836	3,297,142	2,912,289
청 주 시 청 원 구	543	7,503	56,710	2,567,762	2,310,145
충 주 시	764	7,406	84,096	2,677,215	2,390,078
제 천 시	620	6,696	61,806	2,328,584	2,106,350
보 은 군	201	3,028	19,390	996,522	897,345
옥 천 군	385	4,520	39,079	1,207,747	1,079,917
영 동 군	351	4,043	38,686	1,328,353	1,192,333
증 평 군	126	1,300	12,349	636,837	575,802
진 천 군	278	3,379	26,699	1,202,889	1,070,029
괴 산 군	236	2,524	18,514	992,416	887,761
음 성 군	378	3,482	30,519	1,334,817	1,209,852
단 양 군	136	1,137	13,916	443,306	396,716
충 남	8,256	90,330	743,205	29,747,804	26,610,654
천 안 시 동 남 구	945	9,759	72,800	3,251,484	2,896,117
천 안 시 서 북 구	971	9,575	75,649	2,935,277	2,599,230
공 주 시	529	5,678	49,909	1,722,270	1,561,916
보 령 시	444	5,125	45,777	1,678,065	1,501,739
아 산 시	1,031	11,336	98,461	3,615,838	3,227,586
서 산 시	612	7,507	60,092	2,599,929	2,319,151
논 산 시	585	6,901	57,215	2,023,782	1,816,880
계 룡 시	129	1,360	10,379	509,182	451,137
당 진 시	617	6,129	59,316	2,056,338	1,838,062
금 산 군	329	4,429	35,253	1,436,555	1,285,970
부 여 군	334	4,045	33,282	1,388,318	1,245,159
서 천 군	289	2,897	26,911	948,201	847,150
청 양 군	195	2,040	16,598	779,920	695,486
홍 성 군	441	4,973	31,849	1,760,875	1,599,102
예 산 군	449	4,150	37,454	1,526,000	1,367,829
태 안 군	356	4,426	32,260	1,515,771	1,358,140
세 종	937	10,992	101,677	3,256,888	2,900,516

주 : 진료일 기준(의료이용은 약국제외, 요양급여일수, 진료비와 급여비는 약국포함)이며, 의료급여 포함

# 주요 암질환 급여현황 Diseases (Gastric cancer, Hepatic cancer)

(단위 : 명, 일, 천원)  
Unit : Person, Day, 1,000Won

간암(C22) Hepatic cancer					Division
진료실인원수 Patients	입내원일수 Visit	요양급여일수 Reimbursed Days	진료비 Medical Expense	급여비 Benefit	
<b>1,909</b>	<b>36,334</b>	<b>503,373</b>	<b>18,067,754</b>	<b>16,435,915</b>	<b>Daejeon</b>
377	8,532	99,582	3,947,691	3,608,157	Dong-gu
394	7,014	100,813	3,196,893	2,903,466	Jung-gu
539	10,222	136,802	5,422,043	4,942,318	Seo-gu
357	5,898	96,170	2,988,110	2,693,056	Yuseong-gu
242	4,668	70,006	2,513,018	2,288,918	Daedeok-gu
<b>2,582</b>	<b>44,726</b>	<b>641,630</b>	<b>22,982,807</b>	<b>20,860,721</b>	<b>Chungbuk</b>
289	4,550	74,742	2,312,813	2,099,650	Sangdang-gu
262	4,958	65,759	2,582,145	2,345,708	Seowon-gu
318	5,480	82,512	2,743,025	2,517,724	Heungdeok-gu
217	3,727	50,086	1,957,375	1,751,079	Cheongwon-gu
331	5,409	87,368	2,828,602	2,546,269	Chungju-si
271	4,353	61,432	2,407,560	2,207,006	Jecheon-si
91	1,247	22,095	745,624	679,116	Boeun-gun
115	1,946	26,061	812,850	723,785	Okcheon-gun
116	2,431	32,019	1,571,000	1,432,318	Yeongdong-gun
48	1,022	13,036	606,122	550,015	Jeungpyeong-gun
147	2,822	35,374	1,388,591	1,253,241	Jincheon-gun
117	2,346	29,829	1,093,338	995,176	Goesan-gun
181	3,411	42,966	1,490,434	1,363,955	Eumseong-gun
79	1,024	18,351	443,328	395,679	Danyang-gun
<b>3,393</b>	<b>62,498</b>	<b>835,393</b>	<b>31,217,551</b>	<b>28,324,069</b>	<b>Chungnam</b>
334	6,729	79,197	3,363,721	3,037,923	Dongnam-gu
387	5,793	93,174	3,175,328	2,879,128	Seobuk-gu
185	2,686	45,754	1,371,231	1,250,542	Gongju-si
200	3,245	52,951	1,263,484	1,139,798	Boryeong-si
439	8,774	105,838	4,478,277	4,062,238	Asan-si
257	5,119	65,598	2,682,438	2,457,550	Seosan-si
241	4,752	58,477	2,322,935	2,092,511	Nonsan-si
60	1,055	14,553	474,197	419,190	Gyerong-si
249	4,950	65,145	2,319,263	2,077,792	Dangjin-si
131	3,033	37,963	1,798,220	1,633,024	Geumsan-gun
159	2,723	38,680	1,280,685	1,151,610	Buyeo-gun
135	2,269	29,710	1,247,596	1,128,486	Seocheon-gun
78	1,605	21,303	843,196	778,935	Cheongyang-gun
186	3,201	43,644	1,398,731	1,275,827	Hongseong-gun
181	3,334	45,012	1,485,357	1,361,617	Yesan-gun
171	3,230	38,394	1,712,892	1,577,898	Taeon-gun
<b>347</b>	<b>7,241</b>	<b>93,691</b>	<b>4,144,826</b>	<b>3,770,537</b>	<b>Sejong</b>

Note : Based on the Treatments (excluding pharmacy from Medical Service Use, including pharmacy in Treatment Days/Medical Expense /Benefit Amount) including Medical aid

제 5-2 표  
Table 5-2

시·군·구별  
Benefits for Major Cancer

구 분		기관지 및 폐의 악성신생물(C33~C34) Malignant neoplasm of bronchus and lung				
		진료실인원수 Patients	입내원일수 Visit	요양급여일수 Reimbursed Days	진료비 Medical Expense	급여비 Benefit
대	전	3,429	70,815	473,620	39,245,028	36,326,849
동	구	627	13,333	84,038	7,005,594	6,522,272
중	구	641	13,275	96,325	7,601,393	7,037,244
서	구	1,036	21,256	132,753	12,095,925	11,163,340
유	성 구	683	13,509	100,969	7,661,663	7,097,921
대	덕 구	442	9,442	59,535	4,880,453	4,506,073
총	북	4,382	92,392	654,587	49,046,088	45,250,936
청 주 시 상 당 구		530	11,676	86,321	5,767,560	5,294,211
청 주 시 서 원 구		451	9,723	71,457	4,457,848	4,128,358
청 주 시 흥 덕 구		537	12,029	79,055	6,224,974	5,714,889
청 주 시 청 원 구		369	6,904	53,637	4,185,405	3,849,310
충 주 시		618	11,424	90,652	6,627,582	6,129,353
제 천 시		407	7,519	57,786	4,139,472	3,827,375
보 은 군		138	3,388	23,094	1,603,607	1,477,255
옥 천 군		225	5,392	30,879	2,549,029	2,358,070
영 동 군		194	4,913	31,375	2,705,959	2,497,006
증 평 군		100	1,977	14,350	1,250,590	1,156,940
진 천 군		220	4,911	35,016	2,952,133	2,730,311
괴 산 군		174	3,801	24,946	1,689,129	1,557,072
음 성 군		301	6,351	38,970	3,559,321	3,302,007
단 양 군		118	2,384	17,049	1,333,477	1,228,780
총	남	5,957	131,596	870,054	71,394,771	65,934,158
천 안 시 동 남 구		542	13,742	88,810	7,414,927	6,867,491
천 안 시 서 북 구		633	14,237	96,134	8,528,812	7,865,853
공 주 시		366	8,787	46,611	4,211,287	3,881,735
보 령 시		349	7,064	51,342	3,643,181	3,372,116
아 산 시		676	15,859	112,748	8,427,718	7,821,367
서 산 시		531	10,621	79,241	5,906,168	5,449,096
논 산 시		413	10,432	59,051	5,182,008	4,782,587
계 룡 시		113	1,809	12,027	1,170,302	1,085,485
당 진 시		511	10,635	71,942	5,723,521	5,228,790
금 산 군		210	4,967	31,274	2,735,220	2,532,625
부 여 군		286	6,073	38,178	3,286,285	3,028,937
서 천 군		225	5,543	32,179	2,774,070	2,565,575
청 양 군		156	3,017	18,130	1,470,682	1,349,355
홍 성 군		339	6,565	44,461	3,817,064	3,538,014
예 산 군		309	6,370	45,086	3,810,188	3,539,962
태 안 군		298	5,875	42,840	3,293,337	3,025,168
세	총	681	13,600	88,646	7,671,414	7,064,457

주 : 진료일 기준(의료이용은 약국제외, 요양급여일수, 진료비와 급여비는 약국포함)이며, 의료급여 포함

## 주요 암질환 급여현황

### Diseases (Malignant neoplasm of bronchus and lung, Colorectal cancer)

(단위 : 명, 일, 천원)

Unit : Person, Day, 1,000Won

대장암(C18~C20) Colorectal cancer					Division
진료실인원수 Patients	입내원일수 Visit	요양급여일수 Reimbursed Days	진료비 Medical Expense	급여비 Benefit	
<b>4,304</b>	<b>73,395</b>	<b>413,157</b>	<b>24,039,400</b>	<b>21,834,613</b>	<b>Daejeon</b>
835	14,661	84,419	4,891,137	4,452,582	Dong-gu
864	16,046	100,742	4,779,368	4,353,512	Jung-gu
1,268	20,505	106,397	6,809,229	6,154,028	Seo-gu
770	13,616	70,510	4,294,296	3,887,131	Yuseong-gu
567	8,567	51,089	3,265,371	2,987,359	Daedeok-gu
<b>5,626</b>	<b>93,655</b>	<b>470,735</b>	<b>33,202,301</b>	<b>29,872,765</b>	<b>Chungbuk</b>
693	11,837	60,851	4,445,753	4,027,049	Sangdang-gu
617	10,809	56,664	3,514,331	3,158,000	Seowon-gu
665	9,702	47,071	3,768,647	3,383,406	Heungdeok-gu
519	8,247	35,465	2,874,482	2,584,214	Cheongwon-gu
744	12,661	74,724	4,233,518	3,798,694	Chungju-si
553	8,982	44,794	3,200,789	2,871,337	Jecheon-si
183	3,256	14,314	1,052,669	937,960	Boeun-gun
237	4,124	21,619	1,413,515	1,269,709	Okcheon-gun
203	4,000	20,732	1,513,906	1,367,129	Yeongdong-gun
124	1,588	8,211	678,819	603,934	Jeungpyeong-gun
317	5,453	21,974	1,909,593	1,714,132	Jincheon-gun
218	3,585	20,038	1,362,029	1,224,746	Goesan-gun
411	6,788	32,134	2,417,305	2,191,763	Eumseong-gun
142	2,623	12,144	816,945	740,692	Danyang-gun
<b>7,383</b>	<b>122,043</b>	<b>610,624</b>	<b>42,590,699</b>	<b>38,316,804</b>	<b>Chungnam</b>
812	13,178	61,129	4,615,188	4,149,006	Dongnam-gu
892	13,361	65,078	5,055,478	4,531,362	Seobuk-gu
449	6,580	30,622	2,220,023	2,014,805	Gongju-si
442	9,222	41,390	2,779,117	2,521,094	Boryeong-si
885	14,951	69,753	5,001,918	4,494,630	Asan-si
649	10,490	62,748	4,121,118	3,710,751	Seosan-si
546	8,746	47,659	3,029,881	2,730,343	Nonsan-si
153	2,731	14,210	833,656	740,470	Gyerong-si
570	9,755	51,605	4,021,470	3,596,381	Dangjin-si
229	3,326	25,244	1,311,036	1,180,200	Geumsan-gun
313	5,099	27,134	1,701,311	1,516,737	Buyeo-gun
221	3,297	16,951	1,009,620	911,685	Seocheon-gun
161	3,362	15,334	1,030,186	927,664	Cheongyang-gun
399	6,629	32,401	2,157,953	1,943,237	Hongseong-gun
389	6,561	29,004	2,048,773	1,835,011	Yesan-gun
273	4,755	20,362	1,653,970	1,513,427	Taeon-gun
<b>776</b>	<b>10,798</b>	<b>51,594</b>	<b>3,751,943</b>	<b>3,408,246</b>	<b>Sejong</b>

Note : Based on the Treatments (excluding pharmacy from Medical Service Use, including pharmacy in Treatment Days/Medical Expense /Benefit Amount) including Medical aid

제 5-3 표  
Table 5-3

시·군·구별  
Benefits for Major Cancer

구 분	유방암(C50) Breast cancer				
	진료실인원수 Patients	입내원일수 Visit	요양급여일수 Reimbursed Days	진료비 Medical Expense	급여비 Benefit
대 천	7,499	123,699	1,962,580	42,532,352	37,397,492
동 구	1,110	18,735	309,718	6,133,847	5,418,083
중 구	1,259	18,695	332,876	7,044,186	6,272,045
서 구	2,408	38,015	601,158	12,633,181	11,038,396
유 성 구	1,842	32,349	482,349	11,404,626	10,019,136
대 덕 구	880	15,905	236,479	5,316,512	4,649,833
충 북	7,677	117,037	1,807,064	47,310,369	42,570,222
청 주 시 상 당 구	1,017	15,828	228,590	5,861,340	5,259,979
청 주 시 서 원 구	1,013	17,058	243,787	6,401,609	5,764,867
청 주 시 흥 덕 구	1,295	20,582	305,963	8,724,731	7,894,204
청 주 시 청 원 구	779	14,134	185,357	5,174,574	4,637,281
충 주 시	1,004	14,060	241,783	5,842,797	5,270,187
제 천 시	624	8,050	138,222	3,520,276	3,175,640
보 은 군	166	2,156	38,341	862,520	779,765
옥 천 군	249	4,290	66,676	1,566,357	1,372,837
영 동 군	194	2,805	51,678	1,302,478	1,138,950
증 평 군	175	2,772	38,905	1,368,854	1,227,908
진 천 군	357	5,363	87,269	2,299,683	2,067,031
괴 산 군	204	2,392	41,803	1,276,667	1,153,806
음 성 군	460	6,260	104,546	2,504,601	2,283,081
단 양 군	140	1,287	34,144	603,883	544,683
충 남	9,854	148,164	2,376,599	59,384,510	53,086,199
천 안 시 동 남 구	1,255	21,398	306,502	8,447,165	7,514,657
천 안 시 서 북 구	1,808	30,264	439,173	12,105,158	10,775,099
공 주 시	498	7,266	117,106	2,553,397	2,310,967
보 령 시	476	7,391	116,676	2,833,635	2,559,032
아 산 시	1,490	21,712	362,674	8,703,535	7,768,051
서 산 시	723	9,607	179,428	4,306,826	3,863,794
논 산 시	554	7,251	124,082	2,622,481	2,361,746
계 룡 시	252	4,438	60,965	1,445,666	1,258,627
당 진 시	710	9,299	169,867	4,467,144	4,002,630
금 산 군	244	3,331	61,384	1,075,584	936,694
부 여 군	315	4,740	73,756	1,871,646	1,708,493
서 천 군	242	4,020	57,625	1,421,500	1,284,937
청 양 군	119	1,574	32,613	664,940	589,910
홍 성 군	485	6,360	119,682	2,815,259	2,523,180
예 산 군	388	5,469	86,565	2,130,307	1,889,629
태 안 군	295	4,044	68,501	1,920,268	1,738,753
세 종	1,790	30,628	431,390	11,589,171	10,351,111

주 : 진료일 기준(의료이용은 약국제외, 요양급여일수, 진료비와 급여비는 약국포함)이며, 의료급여 포함

## 주요 암질환 급여현황

### Diseases (Breast cancer, Cervical cancer)

(단위 : 명, 일, 천원)  
Unit : Person, Day, 1,000Won

자궁경부암(C53) Cervical cancer					Division
진료실인원수 Patients	입내원일수 Visit	요양급여일수 Reimbursed Days	진료비 Medical Expense	급여비 Benefit	
<b>712</b>	<b>11,756</b>	<b>84,487</b>	<b>3,291,630</b>	<b>3,010,249</b>	<b>Daejeon</b>
132	1,951	15,083	535,048	489,237	Dong-gu
120	2,255	15,205	682,715	623,983	Jung-gu
212	3,542	28,289	863,876	795,154	Seo-gu
153	2,607	17,153	724,710	661,351	Yuseong-gu
95	1,401	8,757	485,282	440,525	Daedeok-gu
<b>805</b>	<b>11,877</b>	<b>78,559</b>	<b>3,844,383</b>	<b>3,484,248</b>	<b>Chungbuk</b>
85	893	5,623	278,944	252,621	Sangdang-gu
91	1,268	6,192	419,527	381,841	Seowon-gu
131	2,406	13,842	728,273	656,051	Heungdeok-gu
92	1,280	8,245	464,499	424,794	Cheongwon-gu
135	1,553	15,151	498,161	450,161	Chungju-si
81	1,060	7,483	311,013	275,051	Jecheon-si
11	259	1,155	73,192	66,973	Boeun-gun
36	864	3,676	292,505	270,030	Okcheon-gun
29	505	3,784	142,605	131,046	Yeongdong-gun
17	259	2,116	84,375	78,087	Jeungpyeong-gun
36	780	5,230	296,394	267,189	Jincheon-gun
20	254	2,196	99,746	88,397	Goesan-gun
30	395	3,499	127,705	117,505	Eumseong-gun
11	101	367	27,447	24,504	Danyang-gun
<b>1,036</b>	<b>15,787</b>	<b>117,507</b>	<b>4,936,639</b>	<b>4,466,881</b>	<b>Chungnam</b>
127	1,832	17,552	601,838	535,761	Dongnam-gu
182	2,178	19,133	672,029	609,195	Seobuk-gu
39	1,143	4,773	267,177	248,513	Gongju-si
63	1,440	8,397	368,569	331,687	Boryeong-si
179	2,714	18,544	935,213	843,841	Asan-si
80	1,138	6,749	376,172	341,494	Seosan-si
43	442	5,254	163,159	150,328	Nonsan-si
22	552	1,272	109,244	96,057	Gyerong-si
95	1,029	9,352	366,611	327,139	Dangjin-si
25	462	2,937	131,784	118,203	Geumsan-gun
35	800	6,377	334,625	314,403	Buyeo-gun
19	273	2,124	49,656	43,487	Seocheon-gun
12	140	698	58,878	53,159	Cheongyang-gun
55	737	6,658	221,516	202,674	Hongseong-gun
39	632	4,877	213,617	192,048	Yesan-gun
21	275	2,810	66,553	58,891	Taeon-gun
<b>127</b>	<b>2,219</b>	<b>13,480</b>	<b>720,753</b>	<b>647,277</b>	<b>Sejong</b>

Note : Based on the Treatments (excluding pharmacy from Medical Service Use, including pharmacy in Treatment Days/Medical Expense /Benefit Amount) including Medical aid





## 제 6 장

# 만성질환 급여현황



제 6-1 표  
Table 6-1

시·군·구별  
Benefits for Chronic Diseases

구 분	고혈압(110~115) Hypertension				
	진료실인원수 Patients	입내원일수 Visit	요양급여일수 Reimbursed Days	진료비 Medical Expense	급여비 Benefit
대 천	206,727	1,505,517	55,448,582	130,610,483	95,936,924
동 구	37,705	301,529	10,234,022	25,145,368	18,679,455
중 구	38,162	278,592	10,490,346	24,739,615	18,219,200
서 구	61,059	437,979	16,458,620	38,251,602	27,985,438
유 성 구	39,809	259,096	10,467,009	23,042,320	16,649,124
대 덕 구	29,992	228,321	7,798,585	19,431,578	14,403,707
충 북	279,884	1,916,748	76,886,522	177,565,840	128,664,706
청 주 시 상 당 구	29,221	208,675	8,177,839	18,047,749	13,129,498
청 주 시 서 원 구	28,624	193,553	8,043,641	18,267,840	13,313,777
청 주 시 흥 덕 구	35,327	227,436	9,695,275	20,961,368	15,011,907
청 주 시 청 원 구	26,537	174,032	7,310,081	15,687,141	11,280,012
충 주 시	41,438	275,263	11,469,130	27,662,498	20,138,436
제 천 시	25,834	178,731	7,080,250	15,846,435	11,522,114
보 은 군	8,348	64,541	2,252,216	5,265,184	3,806,653
옥 천 군	11,912	83,975	3,289,946	8,102,893	5,817,530
영 동 군	11,221	76,740	3,067,705	7,112,663	5,155,836
증 평 군	6,553	49,817	1,779,186	4,374,592	3,159,317
진 천 군	15,183	98,565	4,003,319	9,841,665	7,071,621
괴 산 군	10,311	67,307	2,727,116	6,284,136	4,546,243
음 성 군	21,490	164,883	5,738,437	14,060,250	10,305,101
단 양 군	7,885	53,230	2,252,381	6,051,428	4,406,662
충 남	379,741	2,545,914	102,271,575	233,595,375	168,553,461
천 안 시 동 남 구	38,696	247,812	10,049,922	22,510,497	16,173,872
천 안 시 서 북 구	47,038	297,623	12,533,322	26,446,451	18,990,359
공 주 시	22,158	171,969	6,315,668	16,231,800	11,778,339
보 령 시	22,672	152,850	6,144,334	14,400,964	10,500,245
아 산 시	49,852	303,980	13,044,931	28,370,850	20,345,198
서 산 시	31,855	231,511	9,022,358	20,954,220	15,062,269
논 산 시	23,841	173,812	6,240,102	14,816,866	10,751,207
계 룡 시	6,305	39,208	1,655,751	3,637,058	2,588,430
당 진 시	30,879	184,492	8,109,697	18,819,435	13,382,913
금 산 군	11,669	87,627	3,140,383	7,799,762	5,734,033
부 여 군	16,600	123,409	4,593,453	11,133,385	8,101,975
서 천 군	14,339	97,769	3,804,342	9,125,778	6,685,308
청 양 군	8,538	59,708	2,348,523	5,302,278	3,827,546
홍 성 군	21,078	136,604	5,851,377	12,632,385	9,129,530
예 산 군	19,571	133,835	5,459,970	12,219,574	8,871,917
태 안 군	14,650	103,705	3,957,442	9,194,073	6,630,321
세 종	42,354	262,882	10,858,649	24,844,648	17,887,156

주 : 진료일 기준(의료이용은 약국제외, 요양급여일수, 진료비와 급여비는 약국포함)이며, 의료급여 포함

# 만성질환 급여현황 by District (Hypertension, Diabetes)

(단위 : 명, 일, 천원)  
Unit : Person, Day, 1,000Won

당뇨(E10~E14) Diabetes					Division
진료실인원수 Patients	입내원일수 Visit	요양급여일수 Reimbursed Days	진료비 Medical Expense	급여비 Benefit	
<b>110,113</b>	<b>863,952</b>	<b>29,553,575</b>	<b>110,168,179</b>	<b>81,038,457</b>	<b>Daejeon</b>
20,519	183,759	5,509,947	21,130,271	15,781,970	Dong-gu
21,212	167,366	5,781,530	21,088,885	15,583,175	Jung-gu
32,219	240,113	8,433,139	31,655,520	23,149,501	Seo-gu
20,500	143,695	5,431,569	19,542,527	14,123,815	Yuseong-gu
15,663	129,019	4,397,390	16,750,977	12,399,996	Daedeok-gu
<b>138,973</b>	<b>987,824</b>	<b>36,246,274</b>	<b>133,853,807</b>	<b>96,337,261</b>	<b>Chungbuk</b>
14,879	108,358	3,929,969	14,100,204	10,139,066	Sangdang-gu
14,520	105,948	3,904,380	14,401,154	10,476,972	Seowon-gu
17,017	113,259	4,572,128	16,202,784	11,496,922	Heungdeok-gu
13,725	97,192	3,743,440	13,772,147	9,842,878	Cheongwon-gu
19,011	133,647	4,915,387	17,957,984	12,970,935	Chungju-si
14,247	98,641	3,663,568	13,413,196	9,751,759	Jecheon-si
4,125	32,616	1,070,296	3,942,279	2,818,256	Boeun-gun
6,189	45,450	1,547,250	5,835,164	4,170,619	Okcheon-gun
5,690	41,744	1,419,512	5,288,457	3,826,719	Yeongdong-gun
3,293	25,728	893,748	3,357,400	2,415,993	Jeungpyeong-gun
7,855	57,666	2,048,881	8,253,798	5,912,050	Jincheon-gun
4,631	30,149	1,118,610	4,029,961	2,865,750	Goesan-gun
10,172	74,786	2,582,411	9,977,471	7,242,989	Eumseong-gun
3,619	22,640	836,694	3,321,807	2,406,354	Danyang-gun
<b>191,684</b>	<b>1,348,380</b>	<b>48,092,571</b>	<b>182,028,885</b>	<b>131,183,438</b>	<b>Chungnam</b>
21,025	142,935	5,313,142	19,612,738	14,102,012	Dongnam-gu
24,724	160,129	6,301,230	22,466,464	16,069,188	Seobuk-gu
10,981	86,366	2,913,613	11,688,938	8,523,464	Gongju-si
11,191	83,362	2,772,723	10,604,637	7,767,384	Boryeong-si
26,317	170,484	6,475,985	23,859,899	17,129,606	Asan-si
14,129	109,234	3,858,487	14,499,179	10,307,502	Seosan-si
12,707	94,785	3,093,301	13,246,936	9,666,631	Nonsan-si
2,788	18,595	703,078	2,654,355	1,866,570	Gyerong-si
16,287	102,552	3,854,069	14,709,138	10,420,819	Dangjin-si
6,406	57,168	1,647,218	6,444,079	4,773,111	Geumsan-gun
7,804	51,648	1,795,332	7,198,249	5,235,147	Buyeo-gun
7,262	55,343	1,714,636	6,926,132	5,101,448	Seocheon-gun
3,931	28,494	962,547	3,603,195	2,576,857	Cheongyang-gun
9,938	72,143	2,536,575	8,995,776	6,482,174	Hongseong-gun
9,338	66,393	2,413,764	8,967,117	6,478,847	Yesan-gun
6,856	48,749	1,736,871	6,552,053	4,682,677	Taeon-gun
<b>20,498</b>	<b>131,837</b>	<b>5,308,301</b>	<b>19,549,091</b>	<b>13,932,960</b>	<b>Sejong</b>

Note : Based on the Treatments (excluding pharmacy from Medical Service Use, including pharmacy in Treatment Days/Medical Expense /Benefit Amount) including Medical aid

제 6-2 표  
Table 6-2

시·군·구별  
Benefits for Chronic Diseases

구 분	치주질환(K00~K01,K03~K08) Periodontal disease				
	진료실인원수 Patients	입내원일수 Visit	요양급여일수 Reimbursed Days	진료비 Medical Expense	급여비 Benefit
대 천	653,798	1,841,802	3,532,589	141,885,300	101,084,643
동 구	95,028	280,166	560,450	23,632,007	17,035,415
중 구	100,967	307,222	626,997	25,216,597	18,067,935
서 구	210,826	586,596	1,101,068	43,818,527	31,175,522
유 성 구	171,511	443,366	801,161	31,041,804	21,847,069
대 덕 구	75,466	224,452	442,913	18,176,366	12,958,702
충 북	693,584	2,062,656	3,989,618	170,529,295	121,204,328
청 주 시 상 당 구	87,411	255,444	476,542	20,546,952	14,625,993
청 주 시 서 원 구	82,805	241,705	451,799	19,332,850	13,739,139
청 주 시 흥 덕 구	122,455	336,385	615,317	24,440,649	17,214,202
청 주 시 청 원 구	83,262	234,887	446,214	17,742,367	12,548,813
충 주 시	88,301	266,981	515,417	22,692,633	16,142,840
제 천 시	53,673	167,204	351,304	14,390,975	10,321,462
보 은 군	12,789	41,981	90,339	4,313,858	3,077,001
옥 천 군	21,456	70,278	147,093	6,882,269	4,894,005
영 동 군	18,397	60,199	121,556	6,411,480	4,577,216
증 평 군	15,267	43,489	90,909	3,664,764	2,617,684
진 천 군	38,404	117,336	219,341	9,454,971	6,723,335
괴 산 군	15,433	52,276	109,747	5,070,035	3,599,246
음 성 군	42,615	136,894	275,176	11,927,233	8,521,153
단 양 군	11,316	37,597	78,864	3,658,260	2,602,239
충 남	922,680	2,676,337	5,184,855	220,532,085	156,253,683
천 안 시 동 남 구	112,541	317,648	594,326	24,534,145	17,241,665
천 안 시 서 북 구	173,408	456,883	811,468	32,609,338	22,778,616
공 주 시	42,258	126,285	270,056	11,827,460	8,444,133
보 령 시	40,893	121,848	260,316	11,292,511	8,066,818
아 산 시	150,984	418,391	744,760	31,209,026	22,118,476
서 산 시	76,894	221,495	434,001	18,200,264	12,889,983
논 산 시	46,439	149,138	299,098	13,514,580	9,695,433
계 룡 시	21,138	58,095	105,802	4,170,409	2,930,873
당 진 시	75,397	228,307	439,701	17,723,425	12,518,223
금 산 군	21,516	67,991	142,577	6,995,044	5,001,212
부 여 군	26,819	90,622	197,183	9,332,218	6,693,589
서 천 군	20,410	68,370	144,045	6,949,945	4,990,347
청 양 군	12,403	40,297	90,562	4,311,508	3,055,685
홍 성 군	42,323	128,457	274,048	10,594,365	7,538,235
예 산 군	33,961	97,198	201,822	9,139,498	6,516,900
태 안 군	25,296	85,312	175,090	8,128,350	5,773,494
세 종	179,623	462,706	799,262	32,210,141	22,666,184

주 : 진료일 기준(의료이용은 약국제외, 요양급여일수, 진료비와 급여비는 약국포함)이며, 의료급여 포함

# 만성질환 급여현황

## by District (Periodontal disease, Arthritis)

(단위 : 명, 일, 천원)  
Unit : Person, Day, 1,000Won

관절염(M00~M19,M22~M25) Arthritis					Division
진료실인원수 Patients	입내원일수 Visit	요양급여일수 Reimbursed Days	진료비 Medical Expense	급여비 Benefit	
<b>191,721</b>	<b>1,081,511</b>	<b>14,033,356</b>	<b>104,867,162</b>	<b>77,631,919</b>	<b>Daejeon</b>
34,936	211,122	2,750,851	21,233,785	15,994,123	Dong-gu
35,302	216,800	2,583,179	19,770,551	14,804,565	Jung-gu
59,929	323,760	4,138,554	30,576,942	22,448,199	Seo-gu
36,498	181,084	2,520,511	17,492,842	12,655,537	Yuseong-gu
25,056	148,745	2,040,261	15,793,042	11,729,495	Daedeok-gu
<b>248,267</b>	<b>1,434,095</b>	<b>16,087,841</b>	<b>136,407,142</b>	<b>101,633,635</b>	<b>Chungbuk</b>
27,554	161,212	1,859,065	14,974,736	11,271,443	Sangdang-gu
25,626	148,853	1,700,343	14,144,687	10,563,114	Seowon-gu
32,912	170,042	2,088,917	16,543,795	12,200,372	Heungdeok-gu
24,517	140,054	1,680,349	13,249,961	9,881,131	Cheongwon-gu
32,896	199,394	2,088,421	18,500,752	13,857,019	Chungju-si
23,672	142,937	1,486,624	12,851,828	9,570,363	Jecheon-si
6,552	39,858	446,716	4,200,401	3,124,479	Boeun-gun
11,982	82,795	810,309	6,959,267	5,213,850	Okcheon-gun
10,579	64,244	692,983	6,418,058	4,779,512	Yeongdong-gun
5,199	24,874	376,518	2,840,230	2,130,261	Jeungpyeong-gun
12,150	67,839	742,594	6,753,893	5,006,232	Jincheon-gun
9,626	64,656	684,623	5,924,755	4,401,954	Goesan-gun
18,970	96,572	1,036,431	9,456,209	6,963,041	Eumseong-gun
6,032	30,765	393,948	3,588,570	2,670,864	Danyang-gun
<b>333,683</b>	<b>1,818,633</b>	<b>21,168,623</b>	<b>178,928,237</b>	<b>132,055,855</b>	<b>Chungnam</b>
32,420	155,797	1,929,729	16,220,043	11,960,832	Dongnam-gu
41,309	181,569	2,285,706	18,641,430	13,589,167	Seobuk-gu
18,304	99,495	1,269,367	10,247,166	7,501,263	Gongju-si
21,950	126,008	1,385,665	11,793,091	8,797,053	Boryeong-si
44,476	209,037	2,537,664	22,358,728	16,488,322	Asan-si
26,221	143,718	1,763,252	14,320,843	10,451,783	Seosan-si
22,787	149,455	1,529,573	13,896,049	10,323,621	Nonsan-si
6,036	29,487	352,359	2,620,125	1,892,483	Gyerong-si
25,903	125,502	1,534,206	13,316,651	9,729,328	Dangjin-si
13,831	101,546	872,902	7,952,440	6,018,354	Geumsan-gun
14,982	102,816	1,190,678	9,101,954	6,814,887	Buyeo-gun
12,929	89,686	942,351	7,994,433	5,953,202	Seocheon-gun
6,561	34,697	480,505	4,345,380	3,227,844	Cheongyang-gun
16,783	91,089	1,142,488	8,975,867	6,681,943	Hongseong-gun
15,009	89,763	953,268	8,287,390	6,127,225	Yesan-gun
14,182	88,968	998,910	8,856,648	6,498,549	Taeon-gun
<b>36,815</b>	<b>182,775</b>	<b>2,352,666</b>	<b>17,566,538</b>	<b>12,767,433</b>	<b>Sejong</b>

Note : Based on the Treatments (excluding pharmacy from Medical Service Use, including pharmacy in Treatment Days/Medical Expense /Benefit Amount) including Medical aid

제 6-3 표  
Table 6-3

시·군·구별  
Benefits for Chronic Diseases

구 분	정신질환(F00~F99) Mental illness				
	진료실인원수 Patients	입내원일수 Visit	요양급여일수 Reimbursed Days	진료비 Medical Expense	급여비 Benefit
대 천	131,958	2,145,336	23,607,117	174,448,362	141,182,865
동 구	22,523	447,157	4,178,763	35,449,463	29,508,556
중 구	23,297	419,600	4,208,589	33,513,748	27,328,718
서 구	40,133	584,743	7,075,861	48,914,792	39,210,742
유 성 구	30,044	414,813	5,184,237	34,265,536	26,823,069
대 덕 구	15,961	279,023	2,959,667	22,304,823	18,311,779
충 북	145,884	2,370,013	26,038,111	199,085,411	161,440,138
청 주 시 상 당 구	18,230	258,648	3,191,108	21,863,644	17,878,516
청 주 시 서 원 구	17,524	266,596	3,111,047	21,988,676	18,093,228
청 주 시 흥 덕 구	20,650	257,502	3,513,432	22,214,965	17,654,032
청 주 시 청 원 구	14,868	177,956	2,567,614	15,718,379	12,412,334
충 주 시	17,823	314,005	3,105,749	26,908,666	21,675,378
제 천 시	12,282	218,174	2,173,532	18,311,678	14,925,837
보 은 군	3,626	92,967	719,337	7,568,112	6,241,956
옥 천 군	6,450	128,580	1,259,532	10,247,880	8,151,016
영 동 군	6,968	160,933	1,381,740	12,830,456	10,469,619
증 평 군	3,636	53,808	660,067	4,599,107	3,679,599
진 천 군	7,356	107,380	1,327,560	9,383,794	7,501,689
괴 산 군	4,062	77,964	712,535	6,718,363	5,517,730
음 성 군	9,790	180,812	1,840,290	14,619,647	12,217,753
단 양 군	2,619	74,688	474,568	6,112,044	5,021,452
충 남	199,332	3,657,459	36,835,714	317,886,377	254,865,575
천 안 시 동 남 구	21,721	365,920	3,966,173	32,713,140	26,369,052
천 안 시 서 북 구	27,824	419,168	4,854,005	38,024,885	30,263,143
공 주 시	12,018	278,549	2,387,554	24,156,368	19,589,577
보 령 시	10,727	187,861	1,913,650	15,404,767	12,511,764
아 산 시	26,756	407,443	4,816,962	35,204,592	28,033,963
서 산 시	14,745	208,184	2,622,374	18,064,304	14,145,674
논 산 시	13,447	359,528	2,679,773	30,699,901	25,014,436
계 룡 시	3,320	52,726	592,375	4,499,807	3,495,349
당 진 시	15,654	256,852	2,964,996	21,479,159	16,908,773
금 산 군	7,215	148,810	1,289,217	12,368,257	9,958,396
부 여 군	9,574	257,033	1,839,148	21,433,981	17,548,370
서 천 군	6,636	177,957	1,260,608	14,320,106	11,559,280
청 양 군	4,182	94,926	842,916	8,429,105	6,711,723
홍 성 군	10,478	195,612	2,030,966	18,184,599	14,556,560
예 산 군	8,729	149,135	1,626,092	13,625,383	10,890,384
태 안 군	6,306	97,755	1,148,905	9,278,022	7,309,131
세 종	29,758	411,783	5,081,829	36,591,988	28,728,911

주 : 진료일 기준(의료이용은 약국제외, 요양급여일수, 진료비와 급여비는 약국포함)이며, 의료급여 포함

# 만성질환 급여현황

## by District (Mental illness, Infectious disease)

(단위 : 명, 일, 천원)  
Unit : Person, Day, 1,000Won

전염병(A,B) Infectious disease					Division
진료실인원수 Patients	입내원일수 Visit	요양급여일수 Reimbursed Days	진료비 Medical Expense	급여비 Benefit	
<b>314,792</b>	<b>819,771</b>	<b>6,458,530</b>	<b>75,822,435</b>	<b>57,907,984</b>	<b>Daejeon</b>
47,067	129,683	990,601	12,913,348	10,010,672	Dong-gu
45,597	128,149	1,024,521	12,155,346	9,385,022	Jung-gu
103,342	262,059	2,009,399	23,858,706	18,107,251	Seo-gu
83,988	208,422	1,648,750	17,651,246	13,269,559	Yuseong-gu
34,798	91,458	785,259	9,243,788	7,135,480	Daedeok-gu
<b>317,195</b>	<b>826,469</b>	<b>6,623,043</b>	<b>87,364,883</b>	<b>67,035,384</b>	<b>Chungbuk</b>
42,534	111,881	856,346	10,870,072	8,352,817	Sangdang-gu
35,939	95,407	737,420	9,884,249	7,696,365	Seowon-gu
54,954	136,626	1,057,082	12,792,191	9,674,075	Heungdeok-gu
41,309	103,343	822,920	10,127,061	7,652,218	Cheongwon-gu
43,222	107,823	922,273	10,984,570	8,363,811	Chungju-si
21,565	53,165	453,983	6,198,540	4,815,238	Jecheon-si
5,718	16,943	134,022	2,471,167	1,961,246	Boeun-gun
9,622	29,293	215,627	3,571,104	2,724,443	Okcheon-gun
8,752	27,358	218,253	3,620,668	2,805,932	Yeongdong-gun
7,210	19,507	144,653	1,916,616	1,464,993	Jeungpyeong-gun
17,165	46,711	365,352	5,207,993	3,955,493	Jincheon-gun
6,171	17,847	171,487	2,531,864	1,982,450	Goesan-gun
18,093	47,667	410,515	5,431,950	4,183,182	Eumseong-gun
4,941	12,898	113,110	1,756,840	1,403,120	Danyang-gun
<b>460,229</b>	<b>1,215,136</b>	<b>9,293,380</b>	<b>126,494,316</b>	<b>97,055,218</b>	<b>Chungnam</b>
55,110	140,439	1,096,127	14,514,362	11,066,749	Dongnam-gu
89,467	219,635	1,588,351	20,617,869	15,581,641	Seobuk-gu
19,807	59,988	445,114	7,082,839	5,586,264	Gongju-si
20,635	58,199	430,444	5,883,895	4,532,793	Boryeong-si
80,214	195,648	1,537,131	18,432,553	13,989,325	Asan-si
37,481	96,401	755,808	9,183,448	6,943,889	Seosan-si
23,188	74,004	494,340	9,178,002	7,202,338	Nonsan-si
9,605	22,636	192,613	1,967,628	1,475,244	Gyerong-si
39,431	101,489	826,776	9,844,503	7,434,824	Dangjin-si
9,689	28,055	246,335	3,290,037	2,510,723	Geumsan-gun
11,759	37,326	283,775	5,261,878	4,182,650	Buyeo-gun
10,334	30,575	206,924	3,579,054	2,820,142	Seocheon-gun
6,238	18,522	140,730	2,309,392	1,829,456	Cheongyang-gun
20,364	56,413	424,024	5,992,648	4,668,111	Hongseong-gun
15,410	44,575	362,744	5,663,356	4,383,439	Yesan-gun
11,497	31,231	262,144	3,692,854	2,847,629	Taeon-gun
<b>92,916</b>	<b>237,006</b>	<b>1,830,400</b>	<b>19,547,149</b>	<b>14,551,000</b>	<b>Sejong</b>

Note : Based on the Treatments (excluding pharmacy from Medical Service Use, including pharmacy in Treatment Days/Medical Expense /Benefit Amount) including Medical aid

제 6-4 표

Table 6-4

## 시 · 군 · 구별만성질환급여현황

## Benefits for Chronic Diseases by District (Liver disorder)

(단위 : 명, 일, 천원)

Unit : Person, Day, 1,000Won

구 분	간질환(K70~K77) Liver disorder					Division
	진료실인원수 Patients	입내원일수 Visit	요양급여일수 Reimbursed Days	진료비 Medical Expense	급여비 Benefit	
대 전	47,095	130,131	3,075,143	26,001,280	19,548,878	Daejeon
동 구	7,656	24,778	550,318	4,746,378	3,638,024	Dong-gu
중 구	7,795	23,595	586,043	4,874,757	3,687,720	Jung-gu
서 구	15,656	39,966	968,393	7,666,320	5,659,183	Seo-gu
유 성 구	10,127	25,412	566,192	5,118,982	3,823,814	Yuseong-gu
대 덕 구	5,861	16,380	404,197	3,594,842	2,740,138	Daedeok-gu
충 북	44,445	129,787	2,845,980	24,650,943	18,352,388	Chungbuk
청 주 시 상 당 구	4,607	16,049	320,837	3,242,238	2,497,501	Sangdang-gu
청 주 시 서 원 구	4,289	11,884	253,889	2,272,264	1,730,819	Seowon-gu
청 주 시 흥 덕 구	5,406	14,671	312,644	3,058,838	2,292,615	Heungdeok-gu
청 주 시 청 원 구	3,824	11,107	243,657	1,905,309	1,383,636	Cheongwon-gu
충 주 시	7,396	19,385	435,129	3,537,795	2,594,529	Chungju-si
제 천 시	3,766	10,425	278,253	2,034,403	1,465,444	Jecheon-si
보 은 군	1,049	3,335	71,918	545,389	396,997	Boeun-gun
옥 천 군	1,757	5,874	131,691	1,319,124	950,633	Okcheon-gun
영 동 군	2,766	7,078	144,806	1,182,727	864,358	Yeongdong-gun
증 평 군	1,052	4,813	115,953	590,342	431,595	Jeungpyeong-gun
진 천 군	3,045	7,751	190,656	1,405,285	1,055,796	Jincheon-gun
괴 산 군	1,145	4,055	81,018	1,147,409	897,514	Goesan-gun
음 성 군	3,485	10,759	198,164	1,729,755	1,288,274	Eumseong-gun
단 양 군	858	2,601	67,365	680,064	502,677	Danyang-gun
충 남	70,374	192,657	4,359,839	36,211,470	26,660,436	Chungnam
천 안 시 동 남 구	8,034	21,596	460,755	3,889,729	2,900,923	Dongnam-gu
천 안 시 서 북 구	11,774	27,664	633,316	5,250,615	3,889,115	Seobuk-gu
공 주 시	3,905	11,195	237,256	2,028,748	1,506,233	Gongju-si
보 령 시	3,668	11,028	213,153	1,745,137	1,284,864	Boryeong-si
아 산 시	11,603	27,822	640,367	5,159,878	3,789,093	Asan-si
서 산 시	4,507	12,410	287,362	2,429,194	1,766,320	Seosan-si
논 산 시	4,258	14,115	287,690	3,014,325	2,295,623	Nonsan-si
계 룡 시	1,329	3,246	79,188	632,460	454,177	Gyerong-si
당 진 시	4,784	12,841	371,850	2,362,223	1,658,657	Dangjin-si
금 산 군	3,512	10,982	248,272	1,753,167	1,291,827	Geumsan-gun
부 여 군	2,856	8,314	186,059	1,485,251	1,086,462	Buyeo-gun
서 천 군	1,423	4,134	101,640	831,640	606,219	Seocheon-gun
청 양 군	1,149	3,517	86,400	743,008	550,422	Cheongyang-gun
홍 성 군	3,012	8,789	169,975	1,817,234	1,337,644	Hongseong-gun
예 산 군	2,312	7,421	174,094	1,460,029	1,061,731	Yesan-gun
태 안 군	2,248	7,583	182,462	1,608,833	1,181,125	Taeon-gun
세 종	9,885	23,535	558,401	4,267,945	3,059,182	Sejong

주 : 진료일 기준(의료이용은 약국제외, 요양급여일수, 진료비와 급여비는 약국포함)이며, 의료급여 포함

Note : Based on the Treatments (excluding pharmacy from Medical Service Use, including pharmacy in Treatment Days/Medical Expense /Benefit Amount) including Medical aid



제1장	일반현황 .....	397
제2장	진료실적 현황 .....	433
제3장	관내 및 관외 진료실적 현황 .....	443
제4장	연령별 성별 진료실적 현황 .....	457
제5장	주요 암질환 급여현황 .....	489
제6장	만성질환 급여현황 .....	497



Chapter 1 General Status ..... 397

Chapter 2 Medical Treatment Activities ..... 433

Chapter 3 Internal and External Benefits ..... 443

Chapter 4 Medical Treatment Activities by Age and Gender · 457

Chapter 5 Benefits for Major Cancer Diseases ..... 489

Chapter 6 Benefits for Chronic Diseases ..... 497



## 제1장

# 일반 현황



제 1-1 표  
Table 1-1

시·군·구별  
Beneficiaries

구 분	의료보장 적용인구 Population Medical Security	근로자 C.E.				공·교		
		사업장수 Establishments	적용인구 Population under	가입자 Insured	피부양자 Dependents	사업장수 Establishments	적용인구 Population under	가입자 Insured
광 주	1,450,225	59,425	871,868	471,049	400,819	542	127,659	55,212
동 구	108,915	5,240	61,068	33,759	27,309	44	12,019	5,390
서 구	287,992	15,537	172,062	95,356	76,706	99	26,282	11,703
남 구	212,357	5,783	122,919	63,747	59,172	91	23,440	9,770
북 구	428,095	16,394	249,938	134,484	115,454	160	37,265	15,715
광 산 구	412,866	16,471	265,881	143,703	122,178	148	28,653	12,634
전 북	1,793,348	61,473	993,761	507,560	486,201	977	173,081	74,584
전주시완산구	331,968	12,318	187,271	102,320	84,951	147	36,623	16,775
전주시덕진구	321,493	11,811	191,534	101,059	90,475	114	37,333	17,342
군 산 시	267,714	8,908	156,114	81,754	74,360	129	20,034	8,818
익 산 시	275,862	8,779	156,552	81,139	75,413	156	22,367	9,477
정 읍 시	106,242	3,194	53,908	26,103	27,805	82	9,930	3,942
남 원 시	78,137	2,603	39,607	18,431	21,176	22	7,667	3,027
김 제 시	84,236	3,163	42,724	20,523	22,201	27	7,301	2,712
완 주 군	101,304	3,958	57,455	29,179	28,276	71	8,343	3,687
진 안 군	24,916	846	11,990	5,240	6,750	34	2,783	1,080
무 주 군	23,553	817	11,829	5,353	6,476	8	2,217	929
장 수 군	21,359	617	10,088	4,185	5,903	24	2,535	992
임 실 군	26,357	764	12,617	5,444	7,173	35	3,017	1,108
순 창 군	27,231	844	13,481	5,876	7,605	31	3,191	1,140
고 창 군	52,922	1,490	25,559	10,795	14,764	46	4,706	1,656
부 안 군	50,054	1,361	23,032	10,159	12,873	51	5,034	1,899
전 남	1,848,641	61,344	1,011,879	506,227	505,652	417	170,331	74,394
목 포 시	217,887	6,465	115,963	60,648	55,315	57	19,778	8,369
여 수 시	277,706	9,747	170,989	90,359	80,630	45	17,843	8,207
순 천 시	281,818	8,577	168,778	87,510	81,268	42	28,497	13,094
나 주 시	120,967	4,540	68,624	35,310	33,314	30	11,815	5,261
광 양 시	155,363	5,541	104,380	56,233	48,147	21	8,690	4,292
담 양 군	46,446	2,249	23,790	11,200	12,590	11	5,290	2,045
곡 성 군	27,357	870	13,501	5,883	7,618	8	3,081	1,258
구 레 군	24,637	669	11,553	5,078	6,475	6	2,703	1,060
고 흥 군	62,562	1,717	27,526	10,726	16,800	13	5,819	2,052
보 성 군	38,254	1,188	17,789	7,202	10,587	14	3,794	1,355
화 순 군	62,380	2,362	34,824	17,003	17,821	12	5,613	2,182
장 흥 군	35,658	1,088	16,831	7,560	9,271	10	3,655	1,483
강 진 군	33,237	1,008	15,824	6,838	8,986	9	3,381	1,345
해 남 군	66,124	2,002	29,751	12,429	17,322	11	6,375	2,467
영 암 군	60,297	2,598	33,539	18,740	14,799	18	4,505	1,935
무 안 군	91,823	2,826	47,874	23,281	24,593	43	14,231	7,045
함 평 군	31,432	1,042	14,876	6,668	8,208	9	3,188	1,181
영 광 군	52,876	1,608	26,777	12,692	14,085	12	4,511	1,955
장 성 군	43,924	2,336	22,038	10,641	11,397	16	5,514	2,396
완 도 군	48,754	1,445	19,237	8,693	10,544	11	4,302	1,886
진 도 군	30,249	830	12,183	5,170	7,013	11	3,362	1,444
신 안 군	38,890	636	15,232	6,363	8,869	8	4,384	2,082
제 주	694,831	30,579	380,138	213,426	166,712	83	62,784	27,565
제 주 시	505,386	23,463	283,343	161,324	122,019	64	47,087	21,285
서 귀 포 시	189,445	7,116	96,795	52,102	44,693	19	15,697	6,280

주 : 1) 연도말 기준

2) 주민등록 실거주지 기준

3) 의료급여의 경우, 공백이 있는 지역은 구 단위까지 자료가 없는 지역으로서 해당 시의 첫번째 행에 시 단위 자료 수록

# 적용인구 현황

## by District

(단위 : 개소, 명, 세대)  
Unit : Each, Person, Households

G. & T.	지역 S.E.		의료급여 1종 Medical Aid Class1			의료급여 2종 Medical Aid Class2			Division
피부양자 Dependents	가입자 Insured	세대수 Households	적용인구 Population under	세대수 Households	부양가족 Dependents	적용인구 Population under	세대수 Households	부양가족 Dependents	
<b>72,447</b>	<b>389,803</b>	<b>250,494</b>	<b>41,544</b>	<b>33,817</b>	<b>7,727</b>	<b>19,351</b>	<b>9,898</b>	<b>9,453</b>	<b>Gwangju</b>
6,629	30,679	20,587	3,876	3,315	561	1,273	739	534	Dong-gu
14,579	77,923	51,160	8,081	6,609	1,472	3,644	1,894	1,750	Seo-gu
13,670	57,169	36,126	6,156	5,016	1,140	2,673	1,345	1,328	Nam-gu
21,550	119,707	76,653	14,446	11,816	2,630	6,739	3,524	3,215	Buk-gu
16,019	104,325	65,968	8,985	7,061	1,924	5,022	2,396	2,626	Gwangsan-gu
<b>98,497</b>	<b>546,846</b>	<b>354,123</b>	<b>59,218</b>	<b>51,086</b>	<b>8,132</b>	<b>20,442</b>	<b>9,853</b>	<b>10,589</b>	<b>Jeonbuk</b>
19,848	93,978	60,626	9,960	8,599	1,361	4,136	2,015	2,121	Wansan-gu
19,991	82,285	52,476	6,588	5,651	937	3,753	1,872	1,881	Deokjin-gu
11,216	80,416	52,029	8,597	7,433	1,164	2,553	1,286	1,267	Gunsan-si
12,890	82,811	52,990	10,334	8,949	1,385	3,798	1,872	1,926	Iksan-si
5,988	36,468	24,189	4,560	3,944	616	1,376	667	709	Jeongeup-si
4,640	26,519	16,963	3,269	2,866	403	1,075	466	609	Namwon-si
4,589	28,908	19,045	4,226	3,607	619	1,077	500	577	Gimje-si
4,656	31,033	20,017	3,430	2,941	489	1,043	425	618	Wanju-gun
1,703	9,023	5,959	933	785	148	187	93	94	Jinan-gun
1,288	8,569	5,643	790	679	111	148	67	81	Muju-gun
1,543	7,814	5,030	715	594	121	207	80	127	Jangsu-gun
1,909	9,489	6,442	1,031	879	152	203	92	111	Imsil-gun
2,051	9,375	6,000	894	757	137	290	140	150	Sunchang-gun
3,050	20,348	13,555	1,974	1,717	257	335	149	186	Gochang-gun
3,135	19,810	13,159	1,917	1,685	232	261	129	132	Buan-gun
<b>95,937</b>	<b>600,933</b>	<b>389,039</b>	<b>54,061</b>	<b>45,918</b>	<b>8,143</b>	<b>11,437</b>	<b>5,483</b>	<b>5,954</b>	<b>Jeonnam</b>
11,409	71,010	45,601	8,225	7,138	1,087	2,911	1,451	1,460	Mokpo-si
9,636	80,583	51,813	7,043	5,990	1,053	1,248	601	647	Yeosu-si
15,403	78,047	48,949	5,327	4,624	703	1,169	578	591	Suncheon-si
6,554	36,374	24,054	3,570	2,968	602	584	270	314	Naju-si
4,398	39,250	25,168	2,358	1,998	360	685	320	365	Gwangyang-si
3,245	15,689	10,118	1,410	1,220	190	267	118	149	Damyang-gun
1,823	9,405	6,303	1,178	996	182	192	94	98	Gokseong-gun
1,643	9,202	5,966	966	813	153	213	119	94	Gurye-gun
3,767	25,888	17,219	2,971	2,537	434	358	185	173	Goheung-gun
2,439	14,686	9,745	1,722	1,445	277	263	112	151	Boseong-gun
3,431	19,657	13,077	1,928	1,623	305	358	159	199	Hwasun-gun
2,172	13,290	8,766	1,531	1,277	254	351	152	199	Jangheung-gun
2,036	12,319	8,150	1,387	1,166	221	326	142	184	Gangjin-gun
3,908	27,045	17,232	2,496	2,164	332	457	227	230	Haenam-gun
2,570	20,561	13,725	1,423	1,188	235	269	118	151	Yeongam-gun
7,186	27,808	17,565	1,622	1,316	306	288	123	165	Muan-gun
2,007	11,908	8,047	1,277	1,062	215	183	85	98	Hampyeong-gun
2,556	19,129	12,505	2,042	1,678	364	417	192	225	Yeonggwang-gun
3,118	14,703	9,612	1,462	1,243	219	207	90	117	Jangseong-gun
2,416	23,384	14,864	1,627	1,342	285	204	108	96	Wando-gun
1,918	13,265	8,959	1,186	984	202	253	126	127	Jindo-gun
2,302	17,730	11,601	1,310	1,146	164	234	113	121	Sinan-gun
<b>35,219</b>	<b>231,277</b>	<b>144,174</b>	<b>14,667</b>	<b>12,997</b>	<b>1,670</b>	<b>5,965</b>	<b>3,105</b>	<b>2,860</b>	<b>Jeju</b>
25,802	160,240	100,497	10,305	9,091	1,214	4,411	2,285	2,126	Jeju-si
9,417	71,037	43,677	4,362	3,906	456	1,554	820	734	Seogwipo-si

Note : 1) As of the end of the Year  
2) Based on the resident place

제 1-2 표  
Table 1-2

시·군·구별 연령별 성별 의료보장  
Health Insurance & Medical Aid

구 분		계 T	0-4세	5-9세	10-14세	15-19세	20-24세	25-29세	30-34세	35-39세
광주		1,450,225	39,478	61,440	73,492	75,339	95,814	104,627	93,311	86,976
동구		108,915	3,379	4,118	3,741	3,782	7,177	8,316	7,694	7,015
서구		287,992	6,485	10,761	13,566	14,683	19,328	22,329	18,504	15,993
남구		212,357	5,302	9,472	11,600	10,994	12,120	13,038	11,806	11,900
북구		428,095	11,816	17,158	19,753	20,351	26,883	30,613	28,061	26,093
광산구		412,866	12,496	19,931	24,832	25,529	30,306	30,331	27,246	25,975
전북		1,793,348	39,297	63,843	80,871	84,653	100,775	103,154	92,806	89,783
전주시완산구		331,968	7,206	12,532	15,751	17,322	22,614	23,506	20,083	17,932
전주시덕진구		321,493	9,304	15,185	18,058	17,338	21,081	22,099	20,527	20,142
군산시		267,714	6,109	10,464	13,081	12,766	14,315	14,683	13,919	14,556
익산시		275,862	5,452	9,331	12,245	13,593	17,379	16,665	14,101	13,127
정읍시		106,242	1,909	3,104	4,125	4,567	5,072	5,037	4,315	4,204
남원시		78,137	1,514	2,344	3,046	3,552	3,432	3,280	2,889	2,997
김제시		84,236	1,597	2,046	2,784	3,055	3,629	4,214	3,715	3,579
완주군		101,304	2,509	3,752	4,476	4,228	4,861	5,744	5,911	5,503
진안군		24,916	476	453	719	840	887	844	761	754
무주군		23,553	312	540	805	901	845	730	752	756
장수군		21,359	351	467	734	824	737	747	565	743
임실군		26,357	554	546	698	755	849	974	910	866
순창군		27,231	452	646	915	1,159	1,142	971	823	910
고창군		52,922	795	1,264	1,801	2,064	1,930	1,878	1,788	1,891
부안군		50,054	757	1,169	1,633	1,689	2,002	1,782	1,747	1,823
전남		1,848,641	43,960	64,307	79,815	80,072	91,916	99,772	91,994	90,484
목포시		217,887	4,673	8,895	11,946	11,452	12,614	12,589	10,840	11,552
여수시		277,706	6,779	10,351	12,269	12,509	15,107	16,746	15,143	14,546
순천시		281,818	8,236	11,991	14,289	14,486	16,848	17,613	16,782	16,101
나주시		120,967	3,831	5,257	5,503	4,844	5,611	7,162	7,672	7,446
광양시		155,363	4,884	6,578	7,981	7,705	8,256	10,153	9,903	9,079
담양군		46,446	856	1,122	1,352	1,567	1,931	2,274	1,895	1,762
곡성군		27,357	260	529	747	900	1,067	1,119	846	805
구례군		24,637	331	505	785	829	927	744	648	740
고흥군		62,562	909	1,146	1,579	1,814	2,060	1,962	1,753	1,824
보성군		38,254	502	752	1,075	1,219	1,272	1,213	1,073	1,138
화순군		62,380	1,076	1,662	2,356	2,746	3,301	3,209	2,551	2,234
장흥군		35,658	645	841	1,170	1,270	1,361	1,275	1,189	1,244
강진군		33,237	614	771	1,049	1,206	1,229	1,263	1,153	1,143
해남군		66,124	1,274	1,677	2,263	2,470	2,616	2,596	2,276	2,391
영암군		60,297	1,158	1,603	2,107	2,135	3,209	3,922	3,510	3,390
무안군		91,823	2,704	4,415	5,446	4,673	4,917	5,000	5,109	5,540
함평군		31,432	440	555	895	968	1,148	1,224	1,074	945
영광군		52,876	1,916	1,501	1,885	2,045	2,266	2,437	2,391	2,394
장성군		43,924	772	1,227	1,487	1,554	1,839	2,189	1,817	1,712
완도군		48,754	953	1,474	1,702	1,664	1,748	2,221	1,922	2,004
진도군		30,249	549	751	996	1,001	1,308	1,466	1,229	1,101
신안군		38,890	598	704	933	1,015	1,281	1,395	1,218	1,393
제주		694,831	19,953	31,834	36,747	34,245	36,972	41,953	42,051	41,688
제주시		505,386	15,224	23,718	27,322	25,743	28,339	32,170	32,324	31,403
서귀포시		189,445	4,729	8,116	9,425	8,502	8,633	9,783	9,727	10,285

주 : 1) 연도말 기준  
2) 주민등록 실거주지 기준

## 적용인구 현황 (계) by District (Total)

(단위 : 명)  
Unit : Person

40-44세	45-49세	50-54세	55-59세	60-64세	65-69세	70-74세	75-79세	80세 이상 and over	Division
<b>116,586</b>	<b>115,134</b>	<b>129,506</b>	<b>116,100</b>	<b>107,095</b>	<b>80,605</b>	<b>56,134</b>	<b>43,379</b>	<b>55,209</b>	<b>Gwangju</b>
7,719	6,989	8,294	7,938	8,446	7,565	5,651	4,688	6,403	Dong-gu
21,926	22,639	26,867	24,209	22,010	16,748	11,730	8,963	11,251	Seo-gu
17,265	16,579	17,398	15,818	16,432	13,829	10,414	8,181	10,209	Nam-gu
33,200	32,017	36,962	35,634	34,764	26,109	18,046	13,673	16,962	Buk-gu
36,476	36,910	39,985	32,501	25,443	16,354	10,293	7,874	10,384	Gwangsan-gu
<b>120,441</b>	<b>129,248</b>	<b>155,217</b>	<b>150,958</b>	<b>157,421</b>	<b>131,027</b>	<b>95,963</b>	<b>76,297</b>	<b>121,594</b>	<b>Jeonbuk</b>
23,345	25,234	30,633	27,890	26,689	20,882	14,812	10,867	14,670	Wansan-gu
26,294	26,123	27,869	24,082	22,582	16,853	12,173	9,223	12,560	Deokjin-gu
20,725	20,963	24,357	21,770	22,638	19,319	13,678	10,511	13,860	Gunsan-si
17,882	19,999	24,436	24,363	25,037	20,482	14,494	10,846	16,430	Iksan-si
6,016	7,150	9,027	9,453	10,152	8,896	6,698	5,922	10,595	Jeongeup-si
4,236	5,039	6,867	6,989	7,729	6,601	5,185	4,417	8,020	Namwon-si
4,486	4,979	6,344	7,267	8,488	7,717	6,055	4,894	9,387	Gimje-si
6,981	7,039	8,288	8,543	9,185	7,753	5,356	4,190	6,985	Wanju-gun
1,017	1,262	1,891	2,448	3,082	2,573	2,015	1,711	3,183	Jinan-gun
1,145	1,401	1,906	2,189	2,674	2,399	1,752	1,436	3,010	Muju-gun
979	1,204	1,625	1,991	2,329	2,172	1,770	1,389	2,732	Jangsu-gun
1,083	1,278	1,896	2,473	3,091	2,574	2,128	1,878	3,804	Imsil-gun
1,318	1,651	2,134	2,394	2,902	2,515	1,896	1,859	3,544	Sunchang-gun
2,464	2,921	4,076	4,633	5,489	5,230	4,033	3,717	6,948	Gochang-gun
2,470	3,005	3,868	4,473	5,354	5,061	3,918	3,437	5,866	Buan-gun
<b>121,720</b>	<b>124,895</b>	<b>154,831</b>	<b>161,373</b>	<b>170,425</b>	<b>139,004</b>	<b>104,200</b>	<b>86,273</b>	<b>143,600</b>	<b>Jeonnam</b>
17,424	17,649	19,928	17,640	17,811	14,300	10,438	8,245	9,891	Mokpo-si
19,670	19,757	24,219	24,127	25,001	20,567	14,987	11,200	14,728	Yeosu-si
20,497	20,623	25,035	24,811	23,787	17,122	11,483	8,501	13,613	Suncheon-si
9,250	8,260	8,836	9,043	9,976	8,372	6,066	5,119	8,719	Naju-si
11,934	11,414	14,928	15,811	12,908	8,673	5,352	3,725	6,079	Gwangyang-si
2,241	2,627	3,716	4,426	5,244	4,289	3,265	2,776	5,103	Damyang-gun
1,173	1,471	2,103	2,586	3,139	2,620	2,112	1,844	4,036	Gokseong-gun
1,096	1,334	2,096	2,388	2,916	2,363	1,890	1,712	3,333	Gurye-gun
2,490	3,091	4,378	5,270	7,098	6,510	5,871	5,075	9,732	Goheung-gun
1,593	1,905	2,793	3,415	4,283	3,879	3,310	2,830	6,002	Boseong-gun
3,221	3,985	5,526	5,932	6,341	4,960	3,749	3,320	6,211	Hwasun-gun
1,737	1,868	2,732	3,247	3,735	3,405	2,662	2,428	4,849	Jangheung-gun
1,551	1,742	2,482	2,868	3,620	3,194	2,559	2,359	4,434	Gangjin-gun
3,331	3,808	5,181	5,921	6,974	6,251	5,013	4,429	7,653	Haenam-gun
4,028	3,969	4,985	5,305	5,432	4,386	3,253	2,853	5,052	Yeongam-gun
7,727	6,947	7,101	6,671	6,718	5,604	4,240	3,568	5,443	Muan-gun
1,374	1,662	2,366	2,961	3,430	3,204	2,465	2,253	4,468	Hampyeong-gun
2,960	3,272	4,000	4,547	4,893	4,415	3,610	3,105	5,239	Yeonggwang-gun
2,297	2,686	3,583	3,991	4,557	3,806	3,011	2,626	4,770	Jangseong-gun
2,848	2,877	3,593	3,972	4,943	4,336	3,553	3,334	5,610	Wando-gun
1,469	1,743	2,219	2,662	3,039	2,730	2,193	2,095	3,698	Jindo-gun
1,809	2,205	3,031	3,779	4,580	4,018	3,118	2,876	4,937	Sinan-gun
<b>57,688</b>	<b>54,860</b>	<b>64,204</b>	<b>56,911</b>	<b>53,765</b>	<b>41,764</b>	<b>26,060</b>	<b>22,058</b>	<b>32,078</b>	<b>Jeju</b>
42,574	39,936	46,887	40,647	37,363	28,681	17,494	14,596	20,965	Jeju-si
15,114	14,924	17,317	16,264	16,402	13,083	8,566	7,462	11,113	Seogwipo-si

Note : 1) As of the end of the Year  
2) Based on the resident place

제 1-2 표  
Table 1-2

시·군·구별 연령별 성별 의료보장  
Health Insurance & Medical Aid

구 분		계 T	0-4세	5-9세	10-14세	15-19세	20-24세	25-29세	30-34세	35-39세
광주		717,502	20,069	31,555	37,874	38,929	50,108	55,004	49,007	44,293
동구		53,795	1,748	2,150	1,940	1,907	3,616	4,317	3,921	3,649
서구		141,106	3,292	5,586	7,143	7,653	9,989	11,476	9,706	8,059
남구		101,672	2,713	4,810	5,765	5,465	6,182	6,591	6,023	5,791
북구		211,751	5,955	8,757	10,229	10,794	14,116	16,108	14,742	13,450
광산구		209,178	6,361	10,252	12,797	13,110	16,205	16,512	14,615	13,344
전북		894,723	19,889	32,810	41,547	43,975	54,443	56,796	49,899	46,311
전주시완산구		161,271	3,698	6,466	8,133	8,993	11,727	12,070	10,507	8,995
전주시덕진구		159,684	4,663	7,789	9,126	8,970	10,967	11,889	10,703	10,168
군산시		136,621	3,099	5,304	6,699	6,606	8,004	8,469	7,819	7,728
익산시		137,486	2,727	4,761	6,239	7,017	9,318	9,262	7,605	6,837
정읍시		53,135	978	1,592	2,175	2,391	2,860	2,906	2,407	2,252
남원시		38,298	759	1,257	1,601	1,837	1,942	1,831	1,498	1,534
김제시		42,567	800	1,072	1,430	1,595	2,055	2,557	2,130	1,947
완주군		52,153	1,278	1,872	2,338	2,179	2,756	3,225	3,219	2,816
진안군		12,689	259	213	371	448	518	470	382	354
무주군		11,742	149	304	405	456	461	415	407	400
장수군		10,711	171	251	393	413	418	443	309	373
임실군		13,528	277	304	355	406	494	586	488	461
순창군		13,369	202	347	470	605	639	543	421	462
고창군		26,489	440	657	959	1,185	1,132	1,088	1,021	994
부안군		24,980	389	621	853	874	1,152	1,042	983	990
전남		937,587	22,310	32,990	40,827	41,497	52,176	57,674	50,807	47,892
목포시		108,398	2,396	4,580	6,132	5,836	6,923	6,848	5,644	5,864
여수시		142,252	3,445	5,276	6,202	6,493	8,647	9,769	8,551	7,916
순천시		140,869	4,165	6,197	7,369	7,485	9,260	9,613	8,908	8,223
나주시		61,386	1,948	2,723	2,792	2,549	3,117	3,842	4,028	3,860
광양시		81,428	2,443	3,382	4,081	3,960	4,743	5,954	5,559	4,831
담양군		23,556	417	564	723	785	1,119	1,337	972	923
곡성군		13,663	127	266	404	504	619	637	481	418
구례군		12,032	171	236	384	451	516	438	313	374
고흥군		30,827	466	549	837	965	1,271	1,210	1,019	986
보성군		18,698	259	394	552	623	726	684	614	601
화순군		30,864	577	848	1,229	1,428	1,752	1,715	1,362	1,125
장흥군		17,419	304	435	595	676	767	752	648	644
강진군		16,212	312	372	559	617	708	722	621	590
해남군		33,236	655	874	1,123	1,280	1,556	1,560	1,326	1,323
영암군		33,372	607	841	1,063	1,157	2,102	2,802	2,389	2,115
무안군		46,374	1,382	2,303	2,729	2,375	2,701	2,771	2,662	2,799
함평군		15,999	214	288	479	516	674	750	618	508
영광군		26,509	966	731	969	1,059	1,297	1,391	1,248	1,226
장성군		22,719	403	612	750	820	1,081	1,388	1,048	921
완도군		25,244	482	790	875	884	1,066	1,530	1,256	1,157
진도군		15,450	266	353	504	519	797	1,008	763	606
신안군		21,080	305	376	476	515	734	953	777	882
제주		349,288	10,202	16,384	18,865	17,860	20,212	22,632	22,018	20,999
제주시		253,207	7,721	12,232	14,053	13,380	15,354	17,039	16,873	15,858
서귀포시		96,081	2,481	4,152	4,812	4,480	4,858	5,593	5,145	5,141

주 : 1) 연도말 기준  
2) 주민등록 실거주지 기준



# 적용인구 현황 (남자) by District, Age (male)

(단위 : 명)  
Unit : Person

40-44세	45-49세	50-54세	55-59세	60-64세	65-69세	70-74세	75-79세	80세 이상 and over	Division
<b>58,294</b>	<b>57,289</b>	<b>64,319</b>	<b>57,268</b>	<b>51,777</b>	<b>38,055</b>	<b>25,280</b>	<b>18,806</b>	<b>19,575</b>	<b>Gwangju</b>
4,031	3,728	4,179	3,911	4,028	3,555	2,529	2,027	2,559	Dong-gu
10,827	10,994	13,028	11,896	10,411	7,816	5,284	3,899	4,047	Seo-gu
8,401	8,304	8,491	7,417	7,469	6,302	4,609	3,555	3,784	Nam-gu
16,894	16,040	18,221	17,461	16,532	12,284	8,223	5,934	6,011	Buk-gu
18,141	18,223	20,400	16,583	13,337	8,098	4,635	3,391	3,174	Gwangsan-gu
<b>61,631</b>	<b>66,320</b>	<b>80,824</b>	<b>77,932</b>	<b>79,093</b>	<b>64,532</b>	<b>45,226</b>	<b>33,788</b>	<b>39,707</b>	<b>Jeonbuk</b>
11,476	12,024	14,793	13,405	12,540	9,789	6,716	4,830	5,109	Wansan-gu
13,049	13,064	14,132	12,016	11,009	7,977	5,547	4,027	4,588	Deokjin-gu
10,909	10,839	12,995	11,411	11,346	9,500	6,488	4,743	4,662	Gunsan-si
9,142	10,240	12,460	12,284	12,531	10,033	6,890	4,816	5,324	Iksan-si
3,163	3,736	4,844	5,072	5,316	4,407	3,088	2,589	3,359	Jeongeup-si
2,124	2,502	3,698	3,631	3,943	3,287	2,504	1,878	2,472	Namwon-si
2,462	2,788	3,549	4,035	4,349	3,926	2,840	2,139	2,893	Gimje-si
3,624	3,884	4,493	4,706	4,844	4,018	2,713	1,946	2,242	Wanju-gun
567	729	1,077	1,378	1,694	1,374	1,021	805	1,029	Jinan-gun
623	762	1,086	1,206	1,424	1,252	829	596	967	Muju-gun
534	697	912	1,096	1,251	1,092	898	613	847	Jangsu-gun
630	766	1,110	1,396	1,708	1,429	1,050	860	1,208	Imsil-gun
669	938	1,212	1,279	1,551	1,311	883	785	1,052	Sunchang-gun
1,347	1,663	2,294	2,577	2,843	2,624	1,905	1,642	2,118	Gochang-gun
1,312	1,688	2,169	2,440	2,744	2,513	1,854	1,519	1,837	Buan-gun
<b>64,346</b>	<b>66,708</b>	<b>83,225</b>	<b>86,658</b>	<b>88,278</b>	<b>70,320</b>	<b>49,975</b>	<b>37,583</b>	<b>44,321</b>	<b>Jeonnam</b>
9,009	9,053	10,251	8,962	8,435	6,771	4,749	3,596	3,349	Mokpo-si
10,383	10,313	12,881	12,574	12,508	10,148	7,253	5,019	4,874	Yeosu-si
10,312	10,041	12,478	12,477	12,057	8,596	5,627	3,740	4,321	Suncheon-si
4,879	4,557	4,963	4,829	5,265	4,259	2,919	2,211	2,645	Naju-si
6,359	5,966	7,526	8,889	6,899	4,586	2,732	1,666	1,852	Gwangyang-si
1,183	1,508	2,072	2,406	2,874	2,223	1,584	1,265	1,601	Damyang-gun
642	809	1,159	1,440	1,718	1,401	1,045	786	1,207	Gokseong-gun
589	708	1,177	1,289	1,572	1,178	890	752	994	Gurye-gun
1,347	1,782	2,590	2,922	3,722	3,274	2,785	2,141	2,961	Goheung-gun
861	1,074	1,607	1,935	2,239	1,982	1,518	1,264	1,765	Boseong-gun
1,626	2,059	2,898	3,199	3,403	2,631	1,816	1,332	1,864	Hwasun-gun
962	1,033	1,487	1,792	1,934	1,675	1,269	1,025	1,421	Jangheung-gun
798	952	1,389	1,546	1,870	1,615	1,212	998	1,331	Gangjin-gun
1,741	2,135	2,962	3,277	3,683	3,131	2,379	1,910	2,321	Haenam-gun
2,455	2,373	2,855	3,083	3,009	2,252	1,578	1,181	1,510	Yeongam-gun
3,921	3,728	3,869	3,602	3,496	2,775	2,053	1,595	1,613	Muan-gun
803	978	1,411	1,742	1,895	1,676	1,180	921	1,346	Hampyeong-gun
1,591	1,875	2,268	2,488	2,560	2,278	1,648	1,318	1,596	Yeonggwang-gun
1,230	1,527	2,048	2,262	2,486	2,015	1,455	1,188	1,485	Jangseong-gun
1,630	1,704	2,065	2,232	2,493	2,192	1,679	1,462	1,747	Wando-gun
849	1,024	1,320	1,477	1,545	1,432	1,044	912	1,031	Jindo-gun
1,176	1,509	1,949	2,235	2,615	2,230	1,560	1,301	1,487	Sinan-gun
<b>28,799</b>	<b>28,365</b>	<b>33,115</b>	<b>29,504</b>	<b>27,128</b>	<b>20,620</b>	<b>12,168</b>	<b>9,941</b>	<b>10,476</b>	<b>Jeju</b>
21,311	20,407	23,757	20,951	18,674	14,115	8,175	6,525	6,782	Jeju-si
7,488	7,958	9,358	8,553	8,454	6,505	3,993	3,416	3,694	Seogwipo-si

Note : 1) As of the end of the Year  
2) Based on the resident place

제 1-2 표  
Table 1-2

시·군·구별 연령별 성별 의료보장  
Health Insurance & Medical Aid

구 분		계 T	0-4세	5-9세	10-14세	15-19세	20-24세	25-29세	30-34세	35-39세
광 주		732,723	19,409	29,885	35,618	36,410	45,706	49,623	44,304	42,683
동 구		55,120	1,631	1,968	1,801	1,875	3,561	3,999	3,773	3,366
서 구		146,886	3,193	5,175	6,423	7,030	9,339	10,853	8,798	7,934
남 구		110,685	2,589	4,662	5,835	5,529	5,938	6,447	5,783	6,109
북 구		216,344	5,861	8,401	9,524	9,557	12,767	14,505	13,319	12,643
광 산 구		203,688	6,135	9,679	12,035	12,419	14,101	13,819	12,631	12,631
전 북		898,625	19,408	31,033	39,324	40,678	46,332	46,358	42,907	43,472
전주시완산구		170,697	3,508	6,066	7,618	8,329	10,887	11,436	9,576	8,937
전주시덕진구		161,809	4,641	7,396	8,932	8,368	10,114	10,210	9,824	9,974
군 산 시		131,093	3,010	5,160	6,382	6,160	6,311	6,214	6,100	6,828
익 산 시		138,376	2,725	4,570	6,006	6,576	8,061	7,403	6,496	6,290
정 읍 시		53,107	931	1,512	1,950	2,176	2,212	2,131	1,908	1,952
남 원 시		39,839	755	1,087	1,445	1,715	1,490	1,449	1,391	1,463
김 제 시		41,669	797	974	1,354	1,460	1,574	1,657	1,585	1,632
완 주 군		49,151	1,231	1,880	2,138	2,049	2,105	2,519	2,692	2,687
진 안 군		12,227	217	240	348	392	369	374	379	400
무 주 군		11,811	163	236	400	445	384	315	345	356
장 수 군		10,648	180	216	341	411	319	304	256	370
임 실 군		12,829	277	242	343	349	355	388	422	405
순 창 군		13,862	250	299	445	554	503	428	402	448
고 창 군		26,433	355	607	842	879	798	790	767	897
부 안 군		25,074	368	548	780	815	850	740	764	833
전 남		911,054	21,650	31,317	38,988	38,575	39,740	42,098	41,187	42,592
목 포 시		109,489	2,277	4,315	5,814	5,616	5,691	5,741	5,196	5,688
여 수 시		135,454	3,334	5,075	6,067	6,016	6,460	6,977	6,592	6,630
순 천 시		140,949	4,071	5,794	6,920	7,001	7,588	8,000	7,874	7,878
나 주 시		59,581	1,883	2,534	2,711	2,295	2,494	3,320	3,644	3,586
광 양 시		73,935	2,441	3,196	3,900	3,745	3,513	4,199	4,344	4,248
담 양 군		22,108	439	558	629	782	812	937	923	839
곡 성 군		13,694	133	263	343	396	448	482	365	387
구 례 군		12,605	160	269	401	378	411	306	335	366
고 흥 군		31,735	443	597	742	849	789	752	734	838
보 성 군		19,556	243	358	523	596	546	529	459	537
화 순 군		31,516	499	814	1,127	1,318	1,549	1,494	1,189	1,109
장 흥 군		18,239	341	406	575	594	594	523	541	600
강 진 군		17,025	302	399	490	589	521	541	532	553
해 남 군		32,888	619	803	1,140	1,190	1,060	1,036	950	1,068
영 암 군		26,925	551	762	1,044	978	1,107	1,120	1,121	1,275
무 안 군		45,449	1,322	2,112	2,717	2,298	2,216	2,229	2,447	2,741
함 평 군		15,433	226	267	416	452	474	474	456	437
영 광 군		26,367	950	770	916	986	969	1,046	1,143	1,168
장 성 군		21,205	369	615	737	734	758	801	769	791
완 도 군		23,510	471	684	827	780	682	691	666	847
진 도 군		14,799	283	398	492	482	511	458	466	495
신 안 군		17,810	293	328	457	500	547	442	441	511
제 주		345,543	9,751	15,450	17,882	16,385	16,760	19,321	20,033	20,689
제 주 시		252,179	7,503	11,486	13,269	12,363	12,985	15,131	15,451	15,545
서 귀 포 시		93,364	2,248	3,964	4,613	4,022	3,775	4,190	4,582	5,144

주 : 1) 연도말 기준  
2) 주민등록 실거주지 기준

# 적용인구 현황 (여자) by District, Age (Female)

(단위 : 명)  
Unit : Person

40-44세	45-49세	50-54세	55-59세	60-64세	65-69세	70-74세	75-79세	80세 이상 and over	Division
<b>58,292</b>	<b>57,845</b>	<b>65,187</b>	<b>58,832</b>	<b>55,318</b>	<b>42,550</b>	<b>30,854</b>	<b>24,573</b>	<b>35,634</b>	<b>Gwangju</b>
3,688	3,261	4,115	4,027	4,418	4,010	3,122	2,661	3,844	Dong-gu
11,099	11,645	13,839	12,313	11,599	8,932	6,446	5,064	7,204	Seo-gu
8,864	8,275	8,907	8,401	8,963	7,527	5,805	4,626	6,425	Nam-gu
16,306	15,977	18,741	18,173	18,232	13,825	9,823	7,739	10,951	Buk-gu
18,335	18,687	19,585	15,918	12,106	8,256	5,658	4,483	7,210	Gwangsan-gu
<b>58,810</b>	<b>62,928</b>	<b>74,393</b>	<b>73,026</b>	<b>78,328</b>	<b>66,495</b>	<b>50,737</b>	<b>42,509</b>	<b>81,887</b>	<b>Jeonbuk</b>
11,869	13,210	15,840	14,485	14,149	11,093	8,096	6,037	9,561	Wansan-gu
13,245	13,059	13,737	12,066	11,573	8,876	6,626	5,196	7,972	Deokjin-gu
9,816	10,124	11,362	10,359	11,292	9,819	7,190	5,768	9,198	Gunsan-si
8,740	9,759	11,976	12,079	12,506	10,449	7,604	6,030	11,106	Iksan-si
2,853	3,414	4,183	4,381	4,836	4,489	3,610	3,333	7,236	Jeongeup-si
2,112	2,537	3,169	3,358	3,786	3,314	2,681	2,539	5,548	Namwon-si
2,024	2,191	2,795	3,232	4,139	3,791	3,215	2,755	6,494	Gimje-si
3,357	3,155	3,795	3,837	4,341	3,735	2,643	2,244	4,743	Wanju-gun
450	533	814	1,070	1,388	1,199	994	906	2,154	Jinan-gun
522	639	820	983	1,250	1,147	923	840	2,043	Muju-gun
445	507	713	895	1,078	1,080	872	776	1,885	Jangsu-gun
453	512	786	1,077	1,383	1,145	1,078	1,018	2,596	Imsil-gun
649	713	922	1,115	1,351	1,204	1,013	1,074	2,492	Sunchang-gun
1,117	1,258	1,782	2,056	2,646	2,606	2,128	2,075	4,830	Gochang-gun
1,158	1,317	1,699	2,033	2,610	2,548	2,064	1,918	4,029	Buan-gun
<b>57,374</b>	<b>58,187</b>	<b>71,606</b>	<b>74,715</b>	<b>82,147</b>	<b>68,684</b>	<b>54,225</b>	<b>48,690</b>	<b>99,279</b>	<b>Jeonnam</b>
8,415	8,596	9,677	8,678	9,376	7,529	5,689	4,649	6,542	Mokpo-si
9,287	9,444	11,338	11,553	12,493	10,419	7,734	6,181	9,854	Yeosu-si
10,185	10,582	12,557	12,334	11,730	8,526	5,856	4,761	9,292	Suncheon-si
4,371	3,703	3,873	4,214	4,711	4,113	3,147	2,908	6,074	Naju-si
5,575	5,448	7,402	6,922	6,009	4,087	2,620	2,059	4,227	Gwangyang-si
1,058	1,119	1,644	2,020	2,370	2,066	1,681	1,511	3,502	Damyang-gun
531	662	944	1,146	1,421	1,219	1,067	1,058	2,829	Gokseong-gun
507	626	919	1,099	1,344	1,185	1,000	960	2,339	Gurye-gun
1,143	1,309	1,788	2,348	3,376	3,236	3,086	2,934	6,771	Goheung-gun
732	831	1,186	1,480	2,044	1,897	1,792	1,566	4,237	Boseong-gun
1,595	1,926	2,628	2,733	2,938	2,329	1,933	1,988	4,347	Hwasun-gun
775	835	1,245	1,455	1,801	1,730	1,393	1,403	3,428	Jangheung-gun
753	790	1,093	1,322	1,750	1,579	1,347	1,361	3,103	Gangjin-gun
1,590	1,673	2,219	2,644	3,291	3,120	2,634	2,519	5,332	Haenam-gun
1,573	1,596	2,130	2,222	2,423	2,134	1,675	1,672	3,542	Yeongam-gun
3,806	3,219	3,232	3,069	3,222	2,829	2,187	1,973	3,830	Muan-gun
571	684	955	1,219	1,535	1,528	1,285	1,332	3,122	Hampyeong-gun
1,369	1,397	1,732	2,059	2,333	2,137	1,962	1,787	3,643	Yeonggwang-gun
1,067	1,159	1,535	1,729	2,071	1,791	1,556	1,438	3,285	Jangseong-gun
1,218	1,173	1,528	1,740	2,450	2,144	1,874	1,872	3,863	Wando-gun
620	719	899	1,185	1,494	1,298	1,149	1,183	2,667	Jindo-gun
633	696	1,082	1,544	1,965	1,788	1,558	1,575	3,450	Sinan-gun
<b>28,889</b>	<b>26,495</b>	<b>31,089</b>	<b>27,407</b>	<b>26,637</b>	<b>21,144</b>	<b>13,892</b>	<b>12,117</b>	<b>21,602</b>	<b>Jeju</b>
21,263	19,529	23,130	19,696	18,689	14,566	9,319	8,071	14,183	Jeju-si
7,626	6,966	7,959	7,711	7,948	6,578	4,573	4,046	7,419	Seogwipo-si

Note : 1) As of the end of the Year  
2) Based on the resident place

제 1-3 표  
Table 1-3

시·군·구별  
Medical Care

구 분	계 Total	상급종합병원 Tertiary hospital	종합병원 General hospital	병원 Hospital	요양병원 Healthcare institute	정신병원 Psychiatric hospital	의원 Clinic	치과병원 Dental hospital	치과의원 Dental clinic
광 주	3,023	2	22	77	63	9	1,050	14	641
동 구	341	2	1	5	8	3	122	1	59
서 구	718	-	4	21	10	1	277	8	146
남 구	463	-	4	11	10	1	153	-	103
북 구	825	-	6	23	19	2	276	2	182
광 산 구	676	-	7	17	16	2	222	3	151
전 북	3,911	2	12	60	79	10	1,215	3	604
전주시완산구	857	-	3	21	17	-	300	1	161
전주시덕진구	651	1	2	5	15	-	232	1	123
군 산 시	509	-	2	7	9	-	165	-	78
익 산 시	565	1	1	6	11	-	176	1	92
정 읍 시	247	-	1	4	4	1	72	-	34
남 원 시	184	-	1	1	4	1	55	-	22
김 제 시	186	-	-	4	4	5	52	-	18
완 주 군	177	-	-	3	5	2	52	-	21
진 안 군	54	-	-	2	-	-	10	-	5
무 주 군	52	-	-	-	-	-	11	-	5
장 수 군	42	-	-	-	-	-	7	-	5
임 실 군	79	-	-	1	1	1	14	-	6
순 창 군	72	-	-	1	2	-	16	-	6
고 창 군	119	-	1	1	5	-	29	-	12
부 안 군	117	-	1	4	2	-	24	-	16
전 남	3,476	1	25	73	80	10	970	6	513
목 포 시	404	-	5	16	11	-	127	2	67
여 수 시	499	-	3	7	11	-	163	2	85
순 천 시	494	-	6	19	7	1	145	-	99
나 주 시	223	-	2	1	7	4	66	-	34
광 양 시	213	-	2	3	5	-	60	-	41
담 양 군	101	-	-	1	6	1	24	-	13
곡 성 군	68	-	-	1	1	-	13	-	9
구 례 군	58	-	-	1	2	-	11	-	5
고 흥 군	137	-	1	3	1	-	34	-	13
보 성 군	99	-	-	2	3	1	22	-	9
화 순 군	140	1	-	3	11	1	33	-	16
장 흥 군	78	-	1	2	1	-	21	-	8
강 진 군	69	-	-	1	1	-	20	-	8
해 남 군	136	-	2	1	1	1	41	-	16
영 암 군	104	-	-	2	1	-	26	-	13
무 안 군	156	-	1	1	4	-	53	1	22
함 평 군	72	-	-	2	1	-	14	1	7
영 광 군	115	-	2	-	1	1	33	-	17
장 성 군	75	-	-	2	2	-	16	-	9
완 도 군	93	-	-	1	-	-	22	-	11
진 도 군	66	-	-	2	1	-	15	-	7
신 안 군	76	-	-	2	2	-	11	-	4
제 주	1,353	-	6	8	11	2	497	1	244
제 주 시	1,009	-	5	5	11	2	379	1	186
서 귀 포 시	344	-	1	3	-	-	118	-	58

주 : 1) 연도말 기준

2) 요양기관소재지 기준

※ 자료출처 : 건강보험심사평가원

# 요양기관 현황 Institutions by District

(단위 : 기관)  
Unit : Each

한방병원 Oriental health hospital	한의원 Oriental health clinic	보건소 Health center	보건지소 Health subcenter	보건진료소 Primary health carepost	보건의료원 Hospitalized healthcenter	조산원 Midwifery clinic	약국 Pharmacy	Division
<b>88</b>	<b>316</b>	<b>5</b>	<b>2</b>	<b>10</b>	<b>-</b>	<b>-</b>	<b>724</b>	<b>Gwangju</b>
8	31	1	-	-	-	-	100	Dong-gu
16	85	1	-	1	-	-	148	Seo-gu
17	47	1	-	2	-	-	114	Nam-gu
28	83	1	-	-	-	-	203	Buk-gu
19	70	1	2	7	-	-	159	Gwangsan-gu
<b>35</b>	<b>502</b>	<b>11</b>	<b>148</b>	<b>240</b>	<b>4</b>	<b>-</b>	<b>986</b>	<b>Jeonbuk</b>
12	123	1	-	1	-	-	217	Wansan-gu
11	84	1	-	2	-	-	174	Deokjin-gu
3	71	1	14	18	-	-	141	Gunsan-si
6	75	1	14	25	-	-	156	Iksan-si
1	28	1	15	26	-	-	60	Jeongeup-si
-	18	1	15	25	-	-	41	Namwon-si
1	19	1	14	25	-	-	43	Gimje-si
-	25	1	12	14	-	-	42	Wanju-gun
-	5	1	10	12	-	-	9	Jinan-gun
-	8	-	5	9	1	-	13	Muju-gun
-	4	-	5	11	1	-	9	Jangsu-gun
-	10	-	11	20	1	-	14	Imsil-gun
-	7	-	10	17	1	-	12	Sunchang-gun
-	10	1	12	24	-	-	24	Gochang-gun
1	15	1	11	11	-	-	31	Buan-gun
<b>28</b>	<b>356</b>	<b>19</b>	<b>216</b>	<b>327</b>	<b>3</b>	<b>-</b>	<b>849</b>	<b>Jeonnam</b>
8	45	1	1	-	-	-	121	Mokpo-si
4	54	1	12	28	-	-	129	Yeosu-si
6	50	1	9	22	-	-	129	Suncheon-si
3	25	1	13	15	-	-	52	Naju-si
2	25	1	8	14	-	-	52	Gwangyang-si
1	10	1	11	11	-	-	22	Damyang-gun
-	5	-	8	15	1	-	15	Gokseong-gun
-	8	-	7	12	1	-	11	Gurye-gun
-	11	1	16	26	-	-	31	Goheung-gun
-	10	1	10	15	-	-	26	Boseong-gun
2	13	1	12	13	-	-	34	Hwasun-gun
-	9	1	8	11	-	-	16	Jangheung-gun
-	7	1	10	7	-	-	14	Gangjin-gun
-	9	1	13	18	-	-	33	Haenam-gun
-	14	1	10	13	-	-	24	Yeongam-gun
2	15	1	8	11	-	-	37	Muan-gun
-	7	1	8	16	-	-	15	Hampyeong-gun
-	13	1	8	13	-	-	26	Yeonggwang-gun
-	8	1	10	11	-	-	16	Jangseong-gun
-	7	-	12	18	1	-	21	Wando-gun
-	5	1	6	15	-	-	14	Jindo-gun
-	6	1	16	23	-	-	11	Sinan-gun
<b>1</b>	<b>196</b>	<b>6</b>	<b>11</b>	<b>48</b>	<b>-</b>	<b>1</b>	<b>321</b>	<b>Jeju</b>
1	141	3	6	23	-	1	245	Jeju-si
-	55	3	5	25	-	-	76	Seogwipo-si

Note : 1) As of the end of the year

2) Location of medical care institute

※ Source : Health Insurance Review & Assessment Service

제 1-4 표  
Table 1-4

시·군·구별 의료  
Medical Personnel

구 분	계 Total	의 사 Medical physicians					치과의사 Dentist	소계 Subtotal
		소계 Subtotal	일반의 Gen. practitioners	인턴 Interns	레지던트 Residents	전문의 Specialists		
광 주	20,270	3,783	151	108	299	3,225	1,067	702
동 구	4,688	1,045	19	88	271	667	186	66
서 구	3,192	703	43	-	-	660	211	159
남 구	2,814	520	17	16	22	465	125	138
북 구	4,810	764	37	-	-	727	312	180
광 산 구	4,766	751	35	4	6	706	233	159
전 북	19,001	3,700	268	103	295	3,034	965	934
전주시완산구	4,217	875	44	18	58	755	229	222
전주시덕진구	4,859	980	23	47	138	772	242	171
군 산 시	2,277	389	32	4	2	351	115	124
익 산 시	3,501	652	41	31	95	485	176	138
정 읍 시	892	163	19	-	-	144	38	50
남 원 시	642	118	13	-	-	105	34	37
김 제 시	650	126	15	-	-	111	22	37
완 주 군	515	110	18	-	2	90	29	40
진 안 군	148	33	8	-	-	25	8	11
무 주 군	104	24	9	-	-	15	9	14
장 수 군	77	19	3	2	-	14	8	11
임 실 군	146	31	6	-	-	25	9	14
순 창 군	204	38	11	-	-	27	10	15
고 창 군	437	74	14	-	-	60	17	26
부 안 군	332	68	12	1	-	55	19	24
전 남	18,467	3,137	375	55	90	2,617	803	810
목 포 시	3,281	486	23	-	-	463	127	111
여 수 시	2,626	441	41	4	6	390	130	104
순 천 시	3,809	537	30	5	7	495	149	98
나 주 시	1,085	205	22	1	13	169	41	70
광 양 시	877	131	10	1	-	120	56	42
담 양 군	350	62	16	-	-	46	18	25
곡 성 군	169	35	11	-	-	24	14	16
구 례 군	172	31	4	1	-	26	9	18
고 흥 군	420	81	22	-	-	59	18	29
보 성 군	345	58	9	1	-	48	11	24
화 순 군	1,889	381	15	25	64	277	27	44
장 흥 군	271	50	12	-	-	38	13	21
강 진 군	249	50	17	-	-	33	18	19
해 남 군	600	119	18	-	-	101	21	14
영 암 군	251	48	17	-	-	31	17	23
무 안 군	547	113	25	-	-	88	37	32
함 평 군	209	45	13	1	-	31	13	19
영 광 군	503	93	10	-	-	83	25	25
장 성 군	228	43	10	-	-	33	10	20
완 도 군	221	54	19	8	-	27	20	20
진 도 군	136	30	9	3	-	18	9	10
신 안 군	229	44	22	5	-	17	20	26
제 주	6,321	1,229	74	22	69	1,064	319	253
제 주 시	5,185	1,028	53	20	69	886	248	188
서 귀 포 시	1,136	201	21	2	-	178	71	65

주 : 1) 연도말 기준

2) 요양기관소재지 기준

※ 자료출처 : 건강보험심사평가원

# 의료인력 현황

## by District

(단위 : 명)  
Unit : Person

한의사 Oriental medical physicians				간호사 Nurse	약사 Pharmacists	한약사 Korean Medicine Pharmacists	물리치료사 physical- therapist	작업치료사 Occupational- therapist	사회복지사 social welfare	Division
일반의 Gen. practitioners	일반수련의 Interns	전문수련의 Residents	전문 Specialists							
525	28	9	140	10,929	1,263	93	1,897	366	170	Gwangju
54	1	-	11	2,954	199	9	176	28	25	Dong-gu
110	12	-	37	1,510	258	17	279	23	32	Seo-gu
87	15	8	28	1,492	187	13	275	44	20	Nam-gu
149	-	1	30	2,361	324	31	646	142	50	Buk-gu
125	-	-	34	2,612	295	23	521	129	43	Gwangsan-gu
747	15	26	146	9,470	1,465	76	1,856	332	203	Jeonbuk
159	2	9	52	1,916	318	24	481	114	38	Wansan-gu
118	6	9	38	2,728	300	20	324	51	43	Deokjin-gu
111	-	-	13	1,072	192	11	282	70	22	Gunsan-si
108	3	8	19	1,908	237	13	282	68	27	Iksan-si
44	-	-	6	438	88	3	94	7	11	Jeongeup-si
36	-	-	1	290	62	1	84	6	10	Namwon-si
36	-	-	1	288	60	-	82	12	23	Gimje-si
34	1	-	5	200	55	2	62	-	17	Wanju-gun
8	-	-	3	70	12	-	13	-	1	Jinan-gun
14	-	-	-	30	14	-	13	-	-	Muju-gun
9	2	-	-	25	10	-	4	-	-	Jangsu-gun
13	-	-	1	51	18	-	20	-	3	Imsil-gun
14	-	-	1	87	18	-	34	-	2	Sunchang-gun
23	-	-	3	239	37	-	38	2	4	Gochang-gun
20	1	-	3	128	44	2	43	2	2	Buan-gun
695	14	5	96	10,007	1,315	48	1,941	191	215	Jeonnam
87	3	5	16	1,933	202	11	343	38	30	Mokpo-si
95	-	-	9	1,362	195	9	346	21	18	Yeosu-si
84	-	-	14	2,312	222	16	360	81	34	Suncheon-si
46	6	-	18	547	87	4	98	5	28	Naju-si
38	2	-	2	444	75	2	107	11	9	Gwangyang-si
23	-	-	2	161	32	-	42	-	10	Damyang-gun
14	-	-	2	58	18	-	25	1	2	Gokseong-gun
17	-	-	1	76	17	-	20	-	1	Gurye-gun
25	1	-	3	204	43	-	41	-	4	Goheung-gun
21	-	-	3	184	32	1	22	1	12	Boseong-gun
41	-	-	3	1,208	88	1	95	18	27	Hwasun-gun
20	-	-	1	128	22	-	32	4	1	Jangheung-gun
17	-	-	2	123	21	-	17	-	1	Gangjin-gun
13	-	-	1	295	49	-	81	9	12	Haenam-gun
22	-	-	1	84	31	-	43	1	4	Yeongam-gun
32	-	-	-	219	52	3	86	-	5	Muan-gun
13	1	-	5	84	18	-	28	-	2	Hampyeong-gun
22	-	-	3	272	38	1	41	-	8	Yeonggwang-gun
18	-	-	2	101	20	-	29	1	4	Jangseong-gun
17	1	-	2	70	23	-	34	-	-	Wando-gun
9	-	-	1	49	17	-	21	-	-	Jindo-gun
21	-	-	5	93	13	-	30	-	3	Sinan-gun
234	1	-	18	3,238	516	12	616	92	46	Jeju
173	1	-	14	2,776	400	9	430	64	42	Jeju-si
61	-	-	4	462	116	3	186	28	4	Seogwipo-si

Note : 1) As of the end of the year  
2) Location of medical care institute  
※ Source : Health Insurance Review & Assessment Service

제 1-5 표  
Table 1-5

시·군·구별  
Major Medical Facilities

구 분		계 Total		일반입원실 Inpatient room								정신과개방 Psychiatric opened	
				소계 Subtotal		상 급 Hospital bed less than 6 beds		일 반 General		외국인 Foreigner			
		병실 Ward	병상 Bed	병실 Ward	병상 Bed	병실 Ward	병상 Bed	병실 Ward	병상 Bed	병실 Ward	병상 Bed	병실 Ward	병상 Bed
광 주		11,781	39,172	11,122	36,604	2,444	3,462	8,678	33,142	-	-	163	656
동 구		1,804	6,199	1,578	5,177	234	354	1,344	4,823	-	-	83	326
서 구		1,988	6,005	1,866	5,641	433	580	1,433	5,061	-	-	16	68
남 구		1,803	6,133	1,724	5,889	350	434	1,374	5,455	-	-	12	40
북 구		3,354	10,930	3,255	10,553	697	1,003	2,558	9,550	-	-	25	100
광 산 구		2,832	9,905	2,699	9,344	730	1,091	1,969	8,253	-	-	27	122
전 북		10,445	38,576	9,547	34,657	2,053	2,968	7,494	31,689	-	-	125	491
전주시완산구		2,509	9,103	2,430	8,891	570	798	1,860	8,093	-	-	-	-
전주시덕진구		1,960	7,104	1,907	6,847	338	539	1,569	6,308	-	-	-	-
군 산 시		1,295	4,578	1,269	4,449	322	448	947	4,001	-	-	-	-
익 산 시		1,468	5,192	1,382	4,760	377	508	1,005	4,252	-	-	-	-
정 읍 시		580	2,229	547	2,068	112	185	435	1,883	-	-	8	46
남 원 시		365	1,430	306	1,165	67	87	239	1,078	-	-	18	63
김 제 시		862	3,555	524	2,102	80	117	444	1,985	-	-	39	105
완 주 군		466	1,861	285	1,036	65	90	220	946	-	-	49	226
진 안 군		75	262	75	262	5	5	70	257	-	-	-	-
무 주 군		26	58	26	58	11	13	15	45	-	-	-	-
장 수 군		13	38	13	38	2	2	11	36	-	-	-	-
임 실 군		98	393	68	245	1	2	67	243	-	-	11	51
순 창 군		167	636	155	608	45	76	110	532	-	-	-	-
고 창 군		330	1,178	330	1,178	40	69	290	1,109	-	-	-	-
부 안 군		231	959	230	950	18	29	212	921	-	-	-	-
전 남		11,264	40,464	10,282	35,996	2,310	3,341	7,972	32,655	-	-	177	800
목 포 시		2,254	7,890	2,109	7,343	395	520	1,714	6,823	-	-	6	24
여 수 시		1,486	5,127	1,479	5,077	359	544	1,120	4,533	-	-	-	-
순 천 시		1,855	6,273	1,764	5,858	455	547	1,309	5,311	-	-	8	38
나 주 시		883	3,763	698	2,913	200	407	498	2,506	-	-	55	259
광 양 시		499	1,697	498	1,687	95	117	403	1,570	-	-	-	-
담 양 군		414	1,413	356	1,115	159	281	197	834	-	-	10	58
곡 성 군		51	257	43	212	6	9	37	203	-	-	-	-
구 레 군		127	433	127	433	68	135	59	298	-	-	-	-
고 흥 군		567	1,361	564	1,347	51	57	513	1,290	-	-	-	-
보 성 군		281	1,214	173	779	25	44	148	735	-	-	31	113
화 순 군		1,115	4,145	988	3,603	193	290	795	3,313	-	-	13	61
장 흥 군		145	559	145	559	24	33	121	526	-	-	-	-
강 진 군		118	465	111	455	24	37	87	418	-	-	-	-
해 남 군		334	1,340	263	956	49	59	214	897	-	-	11	61
영 암 군		127	548	98	376	18	25	80	351	-	-	3	18
무 안 군		325	1,172	304	1,043	83	104	221	939	-	-	2	11
함 평 군		59	310	56	307	3	3	53	304	-	-	-	-
영 광 군		295	1,138	199	675	51	55	148	620	-	-	27	113
장 성 군		133	655	111	554	6	6	105	548	-	-	11	44
완 도 군		39	122	39	122	11	11	28	111	-	-	-	-
진 도 군		60	201	60	201	13	13	47	188	-	-	-	-
신 안 군		97	381	97	381	22	44	75	337	-	-	-	-
제 주		1,454	5,134	1,277	4,535	360	438	917	4,097	-	-	11	30
제 주 시		1,284	4,583	1,114	4,003	314	387	800	3,616	-	-	11	30
서 귀 포 시		170	551	163	532	46	51	117	481	-	-	-	-

주 : 1) 연도말 기준

2) 요양기관소재지 기준

※ 자료출처 : 건강보험심사평가원



## 주요시설 현황 by District

(단위 : 병실, 병상)  
Unit : Ward, Bed

정신과폐쇄 Psychiatric closed		중환자실 Intensive Care Unit								격리병실 Isolation room		무균치료실 Aseptic room		Division
		소계 Subtotal		성인소아 Adult or pediatric		신생아 Neonatal								
병실 Ward	병상 Bed	병실 Ward	병상 Bed	병실 Ward	병상 Bed	병실 Ward	병상 Bed	병실 Ward	병상 Bed	병실 Ward	병상 Bed	병실 Ward	병상 Bed	
311	1,285	27	405	24	332	3	73	155	219	3	3			Gwangju
96	385	15	259	13	194	2	65	29	49	3	3			Dong-gu
57	229	2	20	2	20	-	-	47	47	-	-			Seo-gu
22	90	4	41	3	33	1	8	41	73	-	-			Nam-gu
63	248	1	13	1	13	-	-	10	16	-	-			Buk-gu
73	333	5	72	5	72	-	-	28	34	-	-			Gwangsan-gun
486	2,278	26	398	23	346	3	52	254	738	7	14			Jeonbuk
-	-	5	64	4	52	1	12	74	148	-	-			Wansan-gun
-	-	9	163	8	138	1	25	39	82	5	12			Deokjin-gun
-	-	2	38	2	38	-	-	24	91	-	-			Gunsan-si
8	30	7	104	6	89	1	15	69	296	2	2			Iksan-si
16	89	1	10	1	10	-	-	8	16	-	-			Jeongeup-si
38	189	1	10	1	10	-	-	2	3	-	-			Namwon-si
280	1,295	-	-	-	-	-	-	19	53	-	-			Gimje-si
125	578	-	-	-	-	-	-	7	21	-	-			Wanju-gun
-	-	-	-	-	-	-	-	-	-	-	-			Jinan-gun
-	-	-	-	-	-	-	-	-	-	-	-			Muju-gun
-	-	-	-	-	-	-	-	-	-	-	-			Jangsu-gun
19	97	-	-	-	-	-	-	-	-	-	-			Imsil-gun
-	-	-	-	-	-	-	-	12	28	-	-			Sunchang-gun
-	-	-	-	-	-	-	-	-	-	-	-			Gochang-gun
-	-	1	9	1	9	-	-	-	-	-	-			Buan-gun
643	3,066	35	392	32	367	3	25	119	198	8	12			Jeonnam
69	297	8	122	8	122	-	-	62	104	-	-			Mokpo-si
-	-	3	44	3	44	-	-	4	6	-	-			Yeosu-si
59	262	9	92	7	68	2	24	15	23	-	-			Suncheon-si
129	590	-	-	-	-	-	-	1	1	-	-			Naju-si
-	-	1	10	1	10	-	-	-	-	-	-			Gwangyang-si
48	240	-	-	-	-	-	-	-	-	-	-			Damyang-gun
8	45	-	-	-	-	-	-	-	-	-	-			Gokseong-gun
-	-	-	-	-	-	-	-	-	-	-	-			Gurye-gun
-	-	1	12	1	12	-	-	2	2	-	-			Goheung-gun
77	322	-	-	-	-	-	-	-	-	-	-			Boseong-gun
79	382	6	42	5	41	1	1	21	45	8	12			Hwasun-gun
-	-	-	-	-	-	-	-	-	-	-	-			Jangheung-gun
-	-	-	-	-	-	-	-	7	10	-	-			Gangjin-gun
53	281	4	39	4	39	-	-	3	3	-	-			Haenam-gun
26	154	-	-	-	-	-	-	-	-	-	-			Yeongam-gun
18	105	1	13	1	13	-	-	-	-	-	-			Muan-gun
-	-	-	-	-	-	-	-	3	3	-	-			Hampyeong-gun
66	331	2	18	2	18	-	-	1	1	-	-			Yeonggwang-gun
11	57	-	-	-	-	-	-	-	-	-	-			Jangseong-gun
-	-	-	-	-	-	-	-	-	-	-	-			Wando-gun
-	-	-	-	-	-	-	-	-	-	-	-			Jindo-gun
-	-	-	-	-	-	-	-	-	-	-	-			Sinan-gun
94	309	18	171	14	148	4	23	50	83	4	6			Jeju
94	309	14	155	10	132	4	23	47	80	4	6			Jeju-si
-	-	4	16	4	16	-	-	3	3	-	-			Seogwipo-si

Note : 1) As of the end of the year

2) Location of medical care institute

※ Source : Health Insurance Review & Assessment Service

제 1-6 표  
Table 1-6

시·군·구별  
Major Medical

구 분	계 Total	자기공명영상기 Magnetic resonance imaging	전산화단층촬영장치 Computed Tomography	유방 촬영용장치 Mammography	양전자 방사 단층촬영 PET
광 주	1,767	82	84	120	4
동 구	274	11	16	14	2
서 구	390	23	21	35	-
남 구	252	8	9	13	1
북 구	454	20	20	36	-
광 산 구	397	20	18	22	1
전 북	1,903	69	106	140	8
전주시완산구	465	21	24	37	1
전주시덕진구	450	19	27	31	4
군 산 시	234	7	11	20	2
익 산 시	327	10	18	24	1
정 읍 시	95	3	5	7	-
남 원 시	77	2	4	4	-
김 제 시	71	2	6	4	-
완 주 군	44	-	2	2	-
진 안 군	21	1	1	2	-
무 주 군	9	-	1	1	-
장 수 군	10	-	-	1	-
임 실 군	13	-	1	-	-
순 창 군	16	-	1	1	-
고 창 군	29	2	2	2	-
부 안 군	42	2	3	4	-
전 남	1,597	76	102	110	3
목 포 시	282	14	23	19	-
여 수 시	263	13	13	15	-
순 천 시	356	22	23	28	1
나 주 시	70	2	3	6	-
광 양 시	75	2	3	4	-
담 양 군	26	1	2	2	-
곡 성 군	18	-	1	1	-
구 레 군	19	-	1	1	-
고 흥 군	43	3	3	3	-
보 성 군	28	-	2	3	-
화 순 군	116	8	9	7	2
장 흥 군	28	2	3	2	-
강 진 군	24	1	1	2	-
해 남 군	55	2	4	3	-
영 암 군	17	-	1	1	-
무 안 군	59	2	2	3	-
함 평 군	16	1	2	1	-
영 광 군	40	2	2	3	-
장 성 군	23	1	2	4	-
완 도 군	18	-	1	1	-
진 도 군	8	-	1	1	-
신 안 군	13	-	-	-	-
제 주	604	11	18	27	2
제 주 시	488	10	15	22	2
서 귀 포 시	116	1	3	5	-

주 : 1) 연도말 기준  
2) 요양기관소재지 기준  
※ 자료출처 : 건강보험심사평가원

## 주요 의료장비 현황 Equipments by District

(단위 : 대)  
Unit : Each

체외충격파쇄석기 Extracorporeal shockwavelithotripsy	초음파 영상진단기 Ultrasonic imaging	혈관조영장치 Angiography apparatus (Single)	혈관조영장치 Angiography apparatus (Bi-plane)	Division
<b>45</b>	<b>1,408</b>	<b>19</b>	<b>5</b>	<b>Gwangju</b>
5	214	8	4	Dong-gu
8	302	1	-	Seo-gu
9	208	3	1	Nam-gu
10	366	2	-	Buk-gu
13	318	5	-	Gwangsan-gu
<b>33</b>	<b>1,518</b>	<b>19</b>	<b>10</b>	<b>Jeonbuk</b>
6	369	4	3	Wansan-gu
6	355	5	3	Deokjin-gu
6	184	2	2	Gunsan-si
5	260	8	1	Iksan-si
4	76	-	-	Jeongeup-si
3	63	-	1	Namwon-si
2	57	-	-	Gimje-si
-	40	-	-	Wanju-gun
-	17	-	-	Jinan-gun
-	7	-	-	Muju-gun
-	9	-	-	Jangsu-gun
-	12	-	-	Imsil-gun
-	14	-	-	Sunchang-gun
1	22	-	-	Gochang-gun
-	33	-	-	Buan-gun
<b>40</b>	<b>1,251</b>	<b>12</b>	<b>3</b>	<b>Jeonnam</b>
9	211	5	1	Mokpo-si
6	213	2	1	Yeosu-si
8	270	3	1	Suncheon-si
2	57	-	-	Naju-si
2	64	-	-	Gwangyang-si
-	21	-	-	Damyang-gun
-	16	-	-	Gokseong-gun
-	17	-	-	Gurye-gun
3	31	-	-	Goheung-gun
1	22	-	-	Boseong-gun
2	86	2	-	Hwasun-gun
-	21	-	-	Jangheung-gun
2	18	-	-	Gangjin-gun
2	44	-	-	Haenam-gun
-	15	-	-	Yeongam-gun
2	50	-	-	Muan-gun
-	12	-	-	Hampyeong-gun
1	32	-	-	Yeonggwang-gun
-	16	-	-	Jangseong-gun
-	16	-	-	Wando-gun
-	6	-	-	Jindo-gun
-	13	-	-	Sinan-gun
<b>10</b>	<b>524</b>	<b>6</b>	<b>6</b>	<b>Jeju</b>
8	420	6	5	Jeju-si
2	104	-	1	Seogwipo-si

Note : 1) As of the end of the year

2) Location of medical care institute

※ Source : Health Insurance Review & Assessment Service

제 1-7 표  
Table 1-7

시·군·구별  
Contribution

구 분	계 T	직장 I.W.	소계 Subtotal		지역 S.E.	Division
			근로자 C.E.	공·교 G. & T.		
광 주	2,018,380,532	1,794,870,399	1,564,921,969	229,948,430	223,510,133	Gwangju
동 구	157,803,441	138,108,220	114,921,798	23,186,423	19,695,221	Dong-gu
서 구	435,983,525	388,014,045	337,004,749	51,009,296	47,969,480	Seo-gu
남 구	313,764,517	280,936,421	237,238,763	43,697,658	32,828,097	Nam-gu
북 구	538,004,129	474,710,971	409,732,418	64,978,553	63,293,158	Buk-gu
광 산 구	572,824,920	513,100,742	466,024,240	47,076,502	59,724,178	Gwangsan-gu
전 북	2,095,355,494	1,843,086,787	1,535,362,845	307,723,942	252,268,707	Jeonbuk
전주시완산구	457,537,351	406,075,087	331,125,520	74,949,567	51,462,264	Wansan-gu
전주시덕진구	451,682,287	406,209,176	332,530,974	73,678,202	45,473,111	Deokjin-gu
군 산 시	327,718,022	290,027,811	254,805,325	35,222,486	37,690,211	Gunsan-si
익 산 시	315,207,297	277,151,115	241,157,635	35,993,480	38,056,181	Iksan-si
정 읍 시	100,385,554	85,527,998	69,936,039	15,591,959	14,857,556	Jeongeup-si
남 원 시	70,453,957	59,905,497	47,420,951	12,484,546	10,548,460	Namwon-si
김 제 시	75,634,708	63,822,966	52,624,944	11,198,022	11,811,742	Gimje-si
완 주 군	111,028,775	97,886,841	83,869,495	14,017,345	13,141,934	Wanju-gun
진 안 군	20,830,810	17,805,315	13,341,712	4,463,603	3,025,495	Jinan-gun
무 주 군	20,725,274	17,770,379	13,950,070	3,820,309	2,954,895	Muju-gun
장 수 군	16,888,349	14,393,442	10,420,506	3,972,936	2,494,908	Jangsu-gun
임 실 군	20,277,388	17,190,880	13,791,022	3,399,858	3,086,508	Imsil-gun
순 창 군	22,456,566	19,444,953	14,733,147	4,711,806	3,011,614	Sunchang-gun
고 창 군	43,351,457	36,224,549	29,273,463	6,951,086	7,126,908	Gochang-gun
부 안 군	41,177,698	33,650,779	26,382,043	7,268,736	7,526,919	Buan-gun
전 남	2,167,992,239	1,916,424,453	1,629,585,830	286,838,623	251,567,786	Jeonnam
목 포 시	234,830,726	204,751,544	172,063,244	32,688,300	30,079,182	Mokpo-si

주 : 1) 직장은 고지보험료(정산포함) 기준이며, 지역은 부과보험료 기준  
 2) 국고지원금 제외이며, 직장보험료에는 임의계속가입자 보험료, 소득월액 보험료 포함  
 3) 주민등록 실거주지 기준

## 보험료 현황 by District

(단위: 천원)  
Unit :1,000won

구 분	계 T	직장 I.W.	소계 Subtotal		지역 S.E.	Division
			근로자 C.E.	공·교 G. &T.		
여 수 시	426,057,920	383,797,969	350,814,547	32,983,421	42,259,952	Yeosu-si
순 천 시	404,597,985	363,698,894	309,484,434	54,214,460	40,899,091	Suncheon-si
나 주 시	143,000,342	126,698,810	106,535,200	20,163,610	16,301,532	Naju-si
광 양 시	250,442,588	230,975,691	215,649,631	15,326,060	19,466,897	Gwangyang-si
담 양 군	46,271,418	39,129,099	32,214,788	6,914,311	7,142,319	Damyang-gun
곡 성 군	24,313,068	21,104,375	16,055,774	5,048,601	3,208,693	Gokseong-gun
구 례 군	20,499,633	17,102,047	12,833,706	4,268,341	3,397,586	Gurye-gun
고 흥 군	42,181,357	34,679,762	26,706,605	7,973,156	7,501,596	Goheung-gun
보 성 군	28,706,864	24,090,427	18,399,901	5,690,526	4,616,437	Boseong-gun
화 순 군	62,276,949	54,878,355	45,648,660	9,229,695	7,398,594	Hwasun-gun
장 흥 군	29,317,398	25,125,473	18,913,565	6,211,908	4,191,925	Jangheung-gun
강 진 군	27,765,799	23,607,157	18,076,018	5,531,139	4,158,642	Gangjin-gun
해 남 군	51,763,070	42,561,727	33,055,804	9,505,923	9,201,343	Haenam-gun
영 압 군	60,280,981	52,420,441	45,979,188	6,441,253	7,860,539	Yeongam-gun
무 안 군	113,357,758	101,999,349	73,445,389	28,553,960	11,358,409	Muan-gun
함 평 군	25,915,235	21,952,832	17,296,835	4,655,997	3,962,403	Hampyeong-gun
영 광 군	52,627,950	46,132,943	38,886,869	7,246,074	6,495,007	Yeonggwang-gun
장 성 군	40,607,173	34,636,605	28,792,552	5,844,053	5,970,568	Jangseong-gun
완 도 군	33,716,059	27,315,195	20,850,658	6,464,537	6,400,864	Wando-gun
진 도 군	22,043,333	17,933,899	12,746,296	5,187,603	4,109,434	Jindo-gun
신 안 군	27,418,634	21,831,860	15,136,165	6,695,694	5,586,774	Sinan-gun
<b>제 주</b>	<b>887,050,788</b>	<b>743,969,136</b>	<b>633,282,122</b>	<b>110,687,013</b>	<b>143,081,652</b>	<b>Jeju</b>
제 주 시	664,217,825	565,508,813	477,593,477	87,915,336	98,709,012	Jeju-si
서 귀 포 시	222,832,962	178,460,322	155,688,645	22,771,677	44,372,640	Seogwipo-si

Note : 1) While C.E. is based on estimated contribution S.E. is based on imposed contribution

2) Excluding Government money support, Including contributions of the insured recently retired from the company  
and contributions imposed on the monthly incomes 3) Based on the resident place

제 1-8 표  
Table 1-8

시·군·구별  
Distribution of Contributions by

구 분	계 Total			직장 계 I.W. Sub_Total			
	세대수 Households	평균보험료 Average Contribution	적용인구 Population under	가입자 Insured	평균보험료 Average Contribution	적용인구 Population under	
광 주	757,486	118,875	1,354,489	511,593	137,808	966,896	462,901
1분위	63,573	32,047	93,852	48,402	38,812	70,924	48,266
2분위	90,119	48,829	129,102	59,127	66,947	92,803	58,574
3분위	91,920	57,753	143,927	63,094	75,233	95,785	61,737
4분위	86,320	60,469	115,411	52,862	86,193	80,971	51,145
5분위	76,992	75,907	122,670	50,322	99,377	80,390	47,359
6분위	75,443	94,922	126,959	49,560	115,382	86,486	45,489
7분위	67,902	121,490	129,575	46,632	138,820	91,365	40,540
8분위	69,883	156,487	145,829	48,071	171,992	107,311	38,423
9분위	71,824	209,634	176,333	49,496	224,599	132,016	34,154
10분위	63,510	406,749	170,831	44,027	426,661	128,845	37,214
동 구	58,163	123,449	97,994	38,010	143,759	67,732	33,092
1분위	5,113	30,513	7,188	3,764	37,772	5,298	3,746
2분위	6,770	45,876	9,208	4,067	66,900	6,128	4,018
3분위	6,211	57,960	9,185	4,291	75,203	6,265	4,171
4분위	6,383	57,659	8,181	3,641	86,151	5,365	3,463
5분위	5,569	73,744	8,462	3,466	99,280	5,303	3,203
6분위	5,555	93,069	8,753	3,470	115,388	5,666	3,036
7분위	5,338	121,978	9,562	3,700	139,052	6,716	3,009
8분위	5,704	157,365	10,951	4,036	172,122	8,187	3,003
9분위	6,118	208,628	13,649	4,031	224,667	9,714	2,614
10분위	5,402	413,314	12,855	3,544	438,588	9,090	2,829
서 구	154,541	124,860	271,763	104,405	144,573	194,405	93,801
1분위	12,929	32,470	18,759	10,064	38,774	14,552	10,024
2분위	18,146	48,988	25,689	11,956	66,945	18,497	11,841
3분위	18,688	58,241	28,527	12,994	75,211	19,420	12,678
4분위	18,225	58,217	23,520	10,540	86,212	15,644	10,155
5분위	15,334	75,523	23,734	9,935	99,352	15,463	9,271
6분위	13,947	95,822	22,956	9,443	115,383	15,888	8,615
7분위	13,009	120,623	23,950	8,769	138,751	16,612	7,596
8분위	13,399	157,189	27,160	9,424	172,119	20,046	7,480
9분위	15,517	209,607	36,672	10,525	225,208	27,088	7,005
10분위	15,347	418,034	40,796	10,755	439,974	31,195	9,136
남 구	106,888	129,011	193,696	71,524	153,351	136,984	62,596
1분위	9,861	30,795	14,800	7,142	38,499	10,581	7,122
2분위	12,878	46,366	18,369	7,879	66,760	12,463	7,791
3분위	12,644	57,062	20,369	8,516	75,287	13,286	8,326
4분위	11,139	61,238	15,148	6,948	86,215	10,792	6,703
5분위	10,371	73,742	16,763	6,438	99,405	10,444	5,964
6분위	9,850	95,024	16,871	6,523	115,406	11,440	5,858
7분위	9,029	120,772	17,113	6,085	138,949	11,752	5,068
8분위	9,481	158,242	19,741	6,843	172,376	14,987	5,067
9분위	11,049	210,184	26,956	7,667	224,705	20,311	4,626
10분위	10,586	460,182	27,566	7,483	506,013	20,928	6,071
북 구	221,472	109,810	391,485	146,009	128,579	272,248	132,145
1분위	19,827	31,827	29,313	14,916	38,825	21,762	14,877
2분위	28,076	47,492	40,167	17,738	66,865	28,059	17,560
3분위	28,168	56,065	44,294	18,471	75,261	28,092	18,084
4분위	25,866	59,546	34,774	15,482	86,188	24,078	14,981
5분위	23,174	74,467	37,396	14,655	99,393	23,686	13,781
6분위	22,084	94,533	37,874	14,433	115,344	25,481	13,218
7분위	20,005	120,909	38,211	13,524	138,836	26,467	11,700
8분위	19,415	156,422	40,809	13,434	171,870	30,013	10,655
9분위	19,202	208,663	47,172	12,970	224,327	34,621	8,877
10분위	15,655	380,719	41,475	10,386	391,548	29,989	8,412
광 산 구	216,422	117,642	399,551	151,645	133,215	295,527	141,267
1분위	15,843	33,250	23,792	12,516	39,317	18,731	12,497
2분위	24,249	52,390	35,669	17,487	67,126	27,656	17,364
3분위	26,209	59,504	41,552	18,822	75,202	28,722	18,478
4분위	24,707	63,475	33,788	16,251	86,187	25,092	15,843
5분위	22,544	79,180	36,315	15,828	99,389	25,494	15,140
6분위	24,007	95,143	40,505	15,691	115,404	28,011	14,762
7분위	20,521	122,796	40,739	14,554	138,734	29,818	13,167
8분위	21,884	155,125	47,168	14,334	171,803	34,078	12,218
9분위	19,938	210,596	51,884	14,303	224,323	40,282	11,032
10분위	16,520	384,546	48,139	11,859	391,704	37,643	10,766

주 : 1) 연도말 기준 2) 주민등록주소지 기준  
3) 직장은 산정보험료 기준이며, 지역은 부과보험료 기준.  
4) 직장보험료는 임의계속가입자와 소득월액 대상자를 제외

# 보험료 분위별 현황

## decile of Contribution in each District

(단위 : 명, 원)

Unit : Person, Won

근로자 C.E.		공교 G. & T.			지역 S.E.			Division
평균보험료 Average Contribution	적용인구 Population under	가입자 Insured	평균보험료 Average Contribution	적용인구 Population under	세대수 Households	평균보험료 Average Contribution	적용인구 Population under	
132,566	858,059	48,692	187,649	108,837	245,893	79,483	387,593	Gwangju
38,787	70,733	136	47,413	191	15,171	10,463	22,928	1 decile
66,940	92,087	553	67,691	716	30,992	14,263	36,299	2 decile
75,228	94,084	1,357	75,430	1,701	28,826	19,494	48,142	3 decile
86,175	78,746	1,717	86,727	2,225	33,458	19,825	34,440	4 decile
99,330	76,336	2,963	100,125	4,054	26,670	31,624	42,280	5 decile
115,324	80,388	4,071	116,022	6,098	25,883	55,746	40,473	6 decile
138,705	80,872	6,092	139,584	10,493	21,270	83,496	38,210	7 decile
171,620	85,597	9,648	173,476	21,714	21,812	122,315	38,518	8 decile
223,968	88,739	15,342	226,004	43,277	22,328	176,461	44,317	9 decile
448,840	110,477	6,813	305,515	18,368	19,483	361,753	41,986	10 decile
137,197	57,193	4,918	187,919	10,539	20,153	85,141	30,262	Dong-gu
37,740	5,272	18	44,396	26	1,349	10,258	1,890	1 decile
66,889	6,062	49	67,800	66	2,703	14,244	3,080	2 decile
75,183	6,109	120	75,898	156	1,920	19,422	2,920	3 decile
86,101	5,149	178	87,122	216	2,742	19,825	2,816	4 decile
99,204	4,935	263	100,205	368	2,103	31,659	3,159	5 decile
115,307	5,033	434	115,953	633	2,085	55,923	3,087	6 decile
138,896	5,526	691	139,732	1,190	1,638	83,409	2,846	7 decile
171,738	5,922	1,033	173,239	2,265	1,668	121,659	2,764	8 decile
224,013	5,927	1,417	225,874	3,787	2,087	177,649	3,935	9 decile
470,539	7,258	715	312,168	1,832	1,858	365,106	3,765	10 decile
139,430	170,894	10,604	190,070	23,511	50,136	83,809	77,358	Seo-gu
38,734	14,497	40	48,654	55	2,865	10,328	4,207	1 decile
66,943	18,348	115	67,115	149	6,190	14,304	7,192	2 decile
75,206	19,049	316	75,433	371	5,694	19,513	9,107	3 decile
86,186	15,162	385	86,877	482	7,685	19,821	7,876	4 decile
99,314	14,550	664	99,884	913	5,399	31,674	8,271	5 decile
115,316	14,682	828	116,077	1,206	4,504	54,811	7,068	6 decile
138,659	14,593	1,173	139,344	2,019	4,240	83,131	7,338	7 decile
171,738	15,782	1,944	173,587	4,264	3,975	121,793	7,114	8 decile
224,696	17,343	3,520	226,227	9,745	4,992	176,715	9,584	9 decile
464,429	26,888	1,619	301,974	4,307	4,592	366,649	9,601	10 decile
147,511	116,536	8,928	194,293	20,448	35,364	79,782	56,712	Nam-gu
38,474	10,558	20	47,370	23	2,719	10,559	4,219	1 decile
66,746	12,358	88	67,980	105	4,999	14,221	5,906	2 decile
75,285	13,033	190	75,385	253	4,128	19,464	7,083	3 decile
86,190	10,453	245	86,900	339	4,191	19,830	4,356	4 decile
99,365	9,793	474	99,899	651	3,933	31,735	6,319	5 decile
115,335	10,430	665	116,034	1,010	3,327	55,064	5,431	6 decile
138,738	9,977	1,017	140,001	1,775	2,944	83,201	5,361	7 decile
171,791	10,971	1,776	174,046	4,016	2,638	121,577	4,754	8 decile
224,133	11,830	3,041	225,576	8,481	3,382	177,263	6,645	9 decile
552,852	17,133	1,412	304,625	3,795	3,103	349,657	6,638	10 decile
122,459	241,427	13,864	186,912	30,821	75,463	73,495	119,237	Buk-gu
38,804	21,704	39	46,704	58	4,911	10,570	7,551	1 decile
66,860	27,830	178	67,354	229	10,338	14,251	12,108	2 decile
75,253	27,599	387	75,602	493	9,697	19,500	16,202	3 decile
86,166	23,421	501	86,823	657	10,384	19,825	10,696	4 decile
99,340	22,521	874	100,238	1,165	8,519	31,587	13,710	5 decile
115,292	23,655	1,215	115,912	1,826	7,651	55,275	12,393	6 decile
138,731	23,290	1,824	139,513	3,177	6,481	83,499	11,744	7 decile
171,481	23,714	2,779	173,364	6,299	5,981	121,723	10,796	8 decile
223,509	23,050	4,093	226,101	11,571	6,232	176,062	12,551	9 decile
410,361	24,643	1,974	311,376	5,346	5,269	359,375	11,486	10 decile
129,755	272,009	10,378	180,316	23,518	64,777	81,186	104,024	Gwangsan-gu
39,302	18,702	19	49,161	29	3,327	10,424	5,061	1 decile
67,116	27,489	123	68,467	167	6,762	14,283	8,013	2 decile
75,203	28,294	344	75,097	428	7,387	19,508	12,830	3 decile
86,187	24,561	408	86,191	531	8,456	19,825	8,696	4 decile
99,345	24,537	688	100,339	957	6,716	31,555	10,821	5 decile
115,357	26,588	929	116,140	1,423	8,316	56,915	12,494	6 decile
138,653	27,486	1,387	139,502	2,332	5,967	83,922	10,921	7 decile
171,568	29,208	2,116	173,157	4,870	7,550	123,463	13,090	8 decile
223,797	30,589	3,271	226,097	9,693	5,635	175,754	11,602	9 decile
401,322	34,555	1,093	296,971	3,088	4,661	366,334	10,496	10 decile

Note : 1) As of the end of the Year 2) Based on the resident place

3) While C.E. is based on estimated contribution S.E. is based on imposed contribution

4) Excluding contributions of the insured recently retired from the company and contributions imposed on the monthly incomes

제 1-8 표  
Table 1-8

시·군·구별  
Distribution of Contributions by

구 분	계 Total			직장 계 I.W. Sub_Total			
	세대수 Households	평균보험료 Average Contribution	적용인구 Population under	가입자 Insured	평균보험료 Average Contribution	적용인구 Population under	
전 북	916,723	103,823	1,603,335	569,626	127,805	1,061,126	502,349
1분위	130,589	24,334	184,563	66,751	38,529	98,825	66,369
2분위	113,460	46,671	165,101	69,577	66,979	109,326	68,482
3분위	107,801	55,818	167,264	70,902	75,185	109,182	69,007
4분위	87,560	63,952	121,075	58,283	86,106	90,062	55,748
5분위	89,409	72,341	144,993	53,867	99,313	86,381	49,005
6분위	88,997	91,534	149,086	53,305	115,566	91,557	46,192
7분위	86,783	117,296	162,863	52,604	138,604	101,423	43,721
8분위	76,155	155,031	160,017	50,721	171,849	113,749	39,257
9분위	77,693	209,681	193,927	53,744	225,123	146,083	33,270
10분위	58,276	380,882	154,446	39,872	391,339	114,538	31,298
전 주 시 알 산 구	175,827	115,940	308,873	116,538	135,565	215,703	100,907
1분위	17,972	31,576	26,558	13,704	38,092	20,226	13,617
2분위	22,445	47,427	32,059	14,146	66,902	22,232	13,971
3분위	21,654	57,495	34,346	14,779	75,174	22,497	14,389
4분위	19,466	59,063	25,767	11,532	86,059	17,596	11,004
5분위	16,930	73,745	27,012	10,549	99,282	16,855	9,556
6분위	16,349	92,977	26,663	10,163	115,485	17,207	8,637
7분위	14,887	121,250	27,973	10,189	138,781	19,405	8,173
8분위	14,951	156,709	30,903	10,393	171,985	22,909	7,732
9분위	16,581	209,323	40,183	11,241	225,068	29,657	6,503
10분위	14,592	409,221	37,409	9,842	434,273	27,119	7,325
전 주 시 덕 진 구	166,676	119,548	305,179	115,121	138,137	223,461	99,287
1분위	15,011	32,480	22,634	11,711	38,636	17,483	11,679
2분위	19,204	48,704	27,663	12,586	66,817	19,857	12,450
3분위	19,338	57,879	30,885	13,345	75,131	20,639	12,999
4분위	17,600	60,588	23,692	10,826	86,098	16,723	10,280
5분위	15,613	75,525	24,795	10,126	99,314	15,991	9,113
6분위	16,452	94,325	26,921	10,475	115,693	18,016	8,916
7분위	15,249	122,976	28,938	10,890	138,754	20,912	8,689
8분위	16,212	159,063	34,548	11,938	172,285	26,867	8,738
9분위	17,306	211,295	43,845	12,544	224,631	34,428	7,756
10분위	14,691	372,722	41,258	10,680	381,197	32,545	8,667
군 산 시	139,284	107,150	246,265	87,925	131,385	165,887	80,109
1분위	16,302	26,685	23,483	9,398	38,840	13,656	9,385
2분위	17,605	43,850	24,474	9,859	67,073	15,084	9,694
3분위	15,728	53,743	24,854	9,677	75,350	14,688	9,484
4분위	13,662	61,272	18,286	8,517	86,299	12,928	8,274
5분위	13,833	74,227	22,274	8,710	99,358	13,862	8,151
6분위	13,877	93,132	23,061	8,607	115,663	14,856	7,828
7분위	13,705	120,527	25,804	9,161	138,554	17,608	8,020
8분위	12,451	155,028	25,492	8,223	171,712	18,067	6,794
9분위	12,849	211,141	33,317	9,205	225,344	25,913	6,886
10분위	9,272	368,922	25,220	6,568	372,266	19,225	5,593
익 산 시	140,445	102,038	244,250	88,460	123,962	162,305	80,343
1분위	18,575	25,457	26,483	10,316	38,116	15,049	10,122
2분위	17,981	45,488	25,595	10,614	67,081	16,573	10,422
3분위	16,804	55,997	25,987	11,077	75,177	16,687	10,669
4분위	14,350	63,418	19,820	9,432	86,138	14,645	9,074
5분위	14,299	73,957	23,301	8,951	99,337	14,355	8,371
6분위	13,740	93,695	23,325	8,738	115,603	15,161	7,948
7분위	13,917	118,476	26,270	8,676	138,762	16,836	7,647
8분위	11,653	155,069	24,806	7,876	171,207	17,814	6,663
9분위	11,095	208,820	27,580	7,520	224,813	20,225	5,164
10분위	8,031	382,431	21,083	5,260	394,122	14,960	4,263
정 읍 시	53,235	88,234	89,977	29,655	114,332	53,948	26,022
1분위	9,914	20,810	13,591	3,929	38,381	5,903	3,899
2분위	7,169	44,014	10,420	4,031	67,032	6,422	3,930
3분위	6,466	53,105	10,140	3,948	75,176	6,239	3,748
4분위	4,934	65,716	7,042	3,427	85,871	5,396	3,229
5분위	5,227	69,714	8,521	2,950	99,393	4,774	2,636
6분위	4,929	90,310	8,451	2,883	115,562	5,013	2,446
7분위	4,793	112,710	9,104	2,548	137,845	4,982	2,168
8분위	3,923	150,698	8,194	2,301	171,628	5,263	1,779
9분위	3,716	207,161	9,202	2,399	225,841	6,634	1,304
10분위	2,164	368,266	5,312	1,239	374,588	3,322	883

주 : 1) 연도말 기준 2) 주민등록주소지 기준  
3) 직장은 산정보험료 기준이며, 지역은 부과보험료 기준.  
4) 직장보험료는 임의계속가입자와 소득월액 대상자를 제외



# 보험료 분위별 현황 <계속>

## decile of Contribution in each District <Cont'd>

(단위 : 명, 원)

Unit : Person, Won

근로자 C.E.		공교 G. & T.			지역 S.E.			Division
평균보험료 Average Contribution	적용인구 Population under	가입자 Insured	평균보험료 Average Contribution	적용인구 Population under	세대수 Households	평균보험료 Average Contribution	적용인구 Population under	
120,667	914,696	67,277	181,109	146,430	347,097	64,465	542,209	Jeonbuk
38,503	98,325	382	43,091	500	63,838	9,492	85,738	1 decile
66,974	107,883	1,095	67,333	1,443	43,883	14,473	55,775	2 decile
75,168	106,756	1,895	75,826	2,426	36,899	18,602	58,082	3 decile
86,081	86,905	2,535	86,642	3,157	29,277	19,851	31,013	4 decile
99,226	80,052	4,862	100,187	6,329	35,542	31,462	58,612	5 decile
115,484	81,145	7,113	116,099	10,412	35,692	55,643	57,529	6 decile
138,544	86,140	8,883	138,897	15,283	34,179	84,503	61,440	7 decile
171,373	87,684	11,464	173,481	26,065	25,434	121,493	46,268	8 decile
223,488	87,821	20,474	227,780	58,262	23,949	175,028	47,844	9 decile
417,651	91,985	8,574	295,293	22,553	18,404	358,226	39,908	10 decile
127,458	181,751	15,631	187,895	33,952	59,289	77,367	93,170	Wansan-gu
38,088	20,109	87	38,644	117	4,268	10,653	6,332	1 decile
66,904	22,003	175	66,721	229	8,299	14,232	9,827	2 decile
75,159	21,995	390	75,744	502	6,875	19,489	11,849	3 decile
86,048	16,959	528	86,285	637	7,934	19,825	8,171	4 decile
99,180	15,576	993	100,255	1,279	6,381	31,529	10,157	5 decile
115,327	15,067	1,526	116,382	2,140	6,186	55,997	9,456	6 decile
138,648	16,058	2,016	139,318	3,347	4,698	83,231	8,568	7 decile
171,572	17,069	2,661	173,187	5,840	4,558	121,878	7,994	8 decile
223,225	16,424	4,738	227,598	13,233	5,340	176,178	10,526	9 decile
481,160	20,491	2,517	297,824	6,628	4,750	357,314	10,290	10 decile
130,881	189,004	15,834	183,635	34,457	51,555	78,041	81,718	Deokjin-gu
38,620	17,442	32	44,513	41	3,300	10,635	5,151	1 decile
66,819	19,673	136	66,643	184	6,618	14,255	7,806	2 decile
75,108	20,227	346	75,985	412	5,993	19,463	10,246	3 decile
86,089	16,063	546	86,275	660	6,774	19,817	6,969	4 decile
99,227	14,703	1,013	100,101	1,288	5,487	31,624	8,804	5 decile
115,575	15,769	1,559	116,369	2,247	5,977	56,877	8,905	6 decile
138,615	17,156	2,201	139,301	3,756	4,359	83,560	8,026	7 decile
171,784	19,816	3,200	173,655	7,051	4,274	122,132	7,681	8 decile
224,321	20,899	4,788	225,132	13,529	4,762	176,164	9,417	9 decile
400,420	27,256	2,013	298,430	5,289	4,011	350,157	8,713	10 decile
126,560	148,962	7,816	180,839	16,925	51,359	65,660	80,378	Gunsan-si
38,845	13,639	13	35,590	17	6,904	10,139	9,827	1 decile
67,037	14,886	165	69,166	198	7,746	14,292	9,390	2 decile
75,341	14,432	193	75,772	256	6,051	19,189	10,166	3 decile
86,272	12,624	243	87,215	304	5,145	19,841	5,358	4 decile
99,283	13,117	559	100,447	745	5,123	31,501	8,412	5 decile
115,595	13,730	779	116,346	1,126	5,270	56,335	8,205	6 decile
138,539	15,679	1,141	138,665	1,929	4,544	84,183	8,196	7 decile
171,389	14,945	1,429	173,249	3,122	4,228	122,580	7,425	8 decile
224,561	19,349	2,319	227,668	6,564	3,644	175,265	7,404	9 decile
386,168	16,561	975	292,520	2,664	2,704	360,799	5,995	10 decile
118,803	145,178	8,117	175,030	17,127	51,985	64,730	81,945	Iksan-si
37,978	14,808	194	45,337	241	8,259	9,645	11,434	1 decile
67,061	16,319	192	68,144	254	7,367	14,379	9,022	2 decile
75,169	16,144	408	75,390	543	5,727	18,900	9,300	3 decile
86,067	14,214	358	87,956	431	4,918	19,843	5,175	4 decile
99,275	13,584	580	100,225	771	5,348	31,480	8,946	5 decile
115,555	13,999	790	116,090	1,162	5,002	55,423	8,164	6 decile
138,748	15,129	1,029	138,863	1,707	5,241	84,894	9,434	7 decile
170,743	15,026	1,213	173,760	2,788	3,777	121,417	6,992	8 decile
223,050	13,520	2,356	228,678	6,705	3,575	175,179	7,355	9 decile
417,254	12,435	997	295,213	2,525	2,771	360,240	6,123	10 decile
106,458	45,963	3,633	170,732	7,985	23,580	55,413	36,029	Jeongeup-si
38,353	5,865	30	42,080	38	5,985	9,276	7,688	1 decile
67,033	6,283	101	66,991	139	3,138	14,446	3,998	2 decile
75,103	5,972	200	76,559	267	2,518	18,498	3,901	3 decile
85,863	5,140	198	86,001	256	1,507	19,883	1,646	4 decile
99,251	4,360	314	100,584	414	2,277	31,262	3,747	5 decile
115,485	4,355	437	115,995	658	2,046	54,727	3,438	6 decile
137,813	4,296	380	138,029	686	2,245	84,182	4,122	7 decile
171,004	3,922	522	173,752	1,341	1,622	121,006	2,931	8 decile
222,115	3,446	1,095	230,278	3,188	1,317	173,136	2,568	9 decile
409,727	2,324	356	287,432	998	925	359,797	1,990	10 decile

Note : 1) As of the end of the Year 2) Based on the resident place

3) While C.E. is based on estimated contribution S.E. is based on imposed contribution

4) Excluding contributions of the insured recently retired from the company and contributions imposed on the monthly incomes

제 1-8 표  
Table 1-8

시·군·구별  
Distribution of Contributions by

구 분	계 Total			직장 계 I.W. Sub_Total			
	세대수 Households	평균보험료 Average Contribution	적용인구 Population under	가입자 Insured	평균보험료 Average Contribution	적용인구 Population under	
남 원 시	37,697	87,616	65,249	21,082	112,439	38,873	18,337
1분위	7,108	21,955	10,055	3,068	38,635	4,691	3,065
2분위	5,160	45,513	7,872	3,061	66,773	5,187	3,028
3분위	4,522	55,354	7,210	2,946	75,146	4,732	2,911
4분위	3,553	66,561	5,178	2,514	85,859	4,055	2,389
5분위	3,740	65,531	6,357	1,884	99,230	3,151	1,629
6분위	3,295	86,657	5,831	1,753	115,505	3,014	1,427
7분위	3,422	111,620	6,581	1,719	138,815	3,410	1,357
8분위	2,769	150,213	6,113	1,576	172,549	3,840	1,131
9분위	2,607	207,635	6,426	1,669	225,909	4,543	792
10분위	1,521	365,100	3,626	892	373,608	2,250	608
김 제 시	41,593	86,496	68,455	22,906	111,892	39,767	20,402
1분위	7,885	20,733	10,546	2,964	39,601	4,340	2,958
2분위	5,389	45,144	7,734	3,137	67,085	4,819	3,092
3분위	5,080	54,657	7,755	3,256	75,167	5,053	3,215
4분위	3,573	68,070	4,982	2,595	86,228	3,928	2,496
5분위	4,269	70,523	6,962	2,464	99,335	3,932	2,223
6분위	4,054	89,998	6,869	2,372	115,600	3,898	2,028
7분위	4,213	110,309	7,780	2,001	138,492	3,807	1,679
8분위	2,927	148,243	5,834	1,601	170,859	3,446	1,252
9분위	2,737	205,811	6,551	1,712	225,904	4,506	881
10분위	1,466	369,818	3,442	804	385,938	2,038	578
완 주 군	52,046	99,742	91,421	32,232	124,111	60,446	28,946
1분위	8,468	21,838	11,809	3,596	38,908	5,400	3,591
2분위	5,912	49,716	9,471	3,936	66,966	6,110	3,898
3분위	6,264	55,002	8,746	4,123	75,094	6,335	4,041
4분위	3,548	81,540	5,517	3,301	86,122	5,152	3,174
5분위	4,868	73,525	8,057	3,013	99,238	4,908	2,746
6분위	6,090	89,564	9,943	3,377	115,484	5,815	2,917
7분위	5,857	114,125	10,699	3,111	138,360	6,012	2,586
8분위	4,153	154,365	8,921	2,749	171,731	6,261	2,228
9분위	3,913	209,228	9,687	2,742	224,491	7,319	1,902
10분위	2,973	352,138	8,571	2,284	348,463	7,134	1,863
진 안 군	12,159	81,434	20,378	6,451	111,974	11,632	5,449
1분위	3,193	18,069	4,330	979	38,451	1,456	978
2분위	1,505	51,271	2,313	1,049	66,921	1,626	1,018
3분위	1,277	54,590	1,864	828	75,392	1,329	799
4분위	783	80,379	1,228	717	85,906	1,126	686
5분위	1,176	64,941	1,966	581	99,221	964	523
6분위	1,123	83,189	1,989	535	115,298	942	425
7분위	1,160	107,960	2,161	500	138,192	997	355
8분위	735	149,645	1,537	418	172,407	934	275
9분위	821	212,323	2,093	581	229,070	1,609	222
10분위	386	371,304	897	263	368,420	649	168
무 주 군	11,788	82,293	19,660	6,352	111,613	11,377	5,468
1분위	3,030	18,198	4,111	909	39,239	1,367	909
2분위	1,366	50,754	2,078	937	66,998	1,450	924
3분위	1,276	54,855	1,772	834	75,340	1,241	825
4분위	772	79,639	1,195	699	85,834	1,080	631
5분위	1,135	65,612	1,828	576	98,893	931	486
6분위	1,146	85,217	2,007	588	115,145	999	481
7분위	1,117	110,637	2,072	548	138,197	1,082	445
8분위	821	150,970	1,792	498	171,153	1,168	359
9분위	729	209,381	1,816	512	224,832	1,381	241
10분위	396	358,143	989	251	346,377	678	167
장 수 군	10,090	78,257	17,266	5,219	110,382	9,601	4,298
1분위	2,701	17,457	3,757	774	38,152	1,150	772
2분위	1,147	49,595	1,839	755	67,429	1,210	743
3분위	1,049	54,501	1,569	682	75,103	1,132	662
4분위	654	78,718	1,058	581	86,066	922	548
5분위	1,051	63,670	1,762	503	99,093	814	411
6분위	992	84,730	1,842	501	115,215	933	343
7분위	998	108,161	1,892	425	138,576	889	301
8분위	638	151,958	1,391	392	171,938	918	238
9분위	567	208,708	1,386	396	224,301	1,034	147
10분위	293	350,601	770	210	341,611	599	133

주 : 1) 연도말 기준 2) 주민등록주소지 기준  
3) 직장은 산정보험료 기준이며, 지역은 부과보험료 기준.  
4) 직장보험료는 임의계속가입자와 소득월액 대상자를 제외

# 보험료 분위별 현황 <계속>

## decile of Contribution in each District <Cont'd>

(단위 : 명, 원)

Unit : Person, Won

근로자 C.E.		공교 G. & T.			지역 S.E.			Division
평균보험료 Average Contribution	적용인구 Population under	가입자 Insured	평균보험료 Average Contribution	적용인구 Population under	세대수 Households	평균보험료 Average Contribution	적용인구 Population under	
102,611	32,840	2,745	178,092	6,033	16,615	56,118	26,376	Namwon-si
38,631	4,688	3	42,790	3	4,040	9,289	5,364	1 decile
66,762	5,139	33	67,794	48	2,099	14,510	2,685	2 decile
75,118	4,693	35	77,448	39	1,576	18,356	2,478	3 decile
85,785	3,897	125	87,275	158	1,039	19,866	1,123	4 decile
99,089	2,813	255	100,131	338	1,856	31,323	3,206	5 decile
115,461	2,575	326	115,695	439	1,542	53,862	2,817	6 decile
138,865	2,774	362	138,627	636	1,703	84,169	3,171	7 decile
172,704	2,768	445	172,154	1,072	1,193	120,706	2,273	8 decile
221,169	1,957	877	230,190	2,586	938	175,118	1,883	9 decile
414,964	1,536	284	285,070	714	629	353,035	1,376	10 decile
103,940	34,356	2,504	176,684	5,411	18,687	55,367	28,688	Gimje-si
39,594	4,332	6	42,897	8	4,921	9,369	6,206	1 decile
67,099	4,763	45	66,169	56	2,252	14,580	2,915	2 decile
75,156	4,999	41	76,027	54	1,824	18,044	2,702	3 decile
86,194	3,812	99	87,081	116	978	19,891	1,054	4 decile
99,286	3,624	241	99,787	308	1,805	31,193	3,030	5 decile
115,596	3,395	344	115,620	503	1,682	53,892	2,971	6 decile
138,599	3,209	322	137,936	598	2,212	84,814	3,973	7 decile
170,081	2,632	349	173,651	814	1,326	120,938	2,388	8 decile
221,150	2,135	831	230,945	2,371	1,025	172,250	2,045	9 decile
421,467	1,455	226	295,072	583	662	350,240	1,404	10 decile
118,198	53,432	3,286	176,205	7,014	19,814	60,100	30,975	Wanju-gun
38,910	5,391	5	37,816	9	4,872	9,239	6,409	1 decile
66,957	6,061	38	67,855	49	1,976	15,357	3,361	2 decile
75,077	6,223	82	75,933	112	2,141	16,311	2,411	3 decile
86,107	4,954	127	86,496	198	247	20,306	365	4 decile
99,203	4,550	267	99,597	358	1,855	31,760	3,149	5 decile
115,454	5,105	460	115,673	710	2,713	57,299	4,128	6 decile
138,375	5,146	525	138,282	866	2,746	86,669	4,687	7 decile
171,462	5,029	521	172,884	1,232	1,404	120,363	2,660	8 decile
223,246	4,931	840	227,310	2,388	1,171	173,487	2,368	9 decile
359,781	6,042	421	298,378	1,092	689	364,319	1,437	10 decile
99,179	9,260	1,002	181,553	2,372	5,708	46,920	8,746	Jinan-gun
38,444	1,452	1	45,190	4	2,214	9,057	2,874	1 decile
66,907	1,577	31	67,369	49	456	15,268	687	2 decile
75,367	1,296	29	76,089	33	449	16,228	535	3 decile
85,841	1,088	31	87,347	38	66	20,333	102	4 decile
99,040	895	58	100,858	69	595	31,468	1,002	5 decile
115,067	745	110	116,189	197	588	53,975	1,047	6 decile
138,390	699	145	137,708	298	660	85,057	1,164	7 decile
170,806	579	143	175,487	355	317	119,630	603	8 decile
223,549	525	359	232,484	1,084	240	171,782	484	9 decile
411,787	404	95	291,728	245	123	377,470	248	10 decile
101,796	9,498	884	172,337	1,879	5,436	48,032	8,283	Muju-gun
39,239	1,367	-	-	-	2,121	9,180	2,744	1 decile
66,970	1,420	13	68,957	30	429	15,275	628	2 decile
75,331	1,232	9	76,211	9	442	16,202	531	3 decile
85,948	995	68	84,771	85	73	20,325	115	4 decile
98,794	819	90	99,430	112	559	31,318	897	5 decile
115,303	842	107	114,439	157	558	53,680	1,008	6 decile
138,389	912	103	137,365	170	569	84,094	990	7 decile
170,263	853	139	173,450	315	323	119,853	624	8 decile
220,981	606	271	228,256	775	217	172,925	435	9 decile
378,747	452	84	282,023	226	145	378,509	311	10 decile
97,925	7,533	921	168,515	2,068	4,871	43,837	7,665	Jangsu-gun
38,130	1,146	2	46,485	4	1,927	9,145	2,607	1 decile
67,470	1,190	12	64,883	20	392	15,246	629	2 decile
75,072	1,105	20	76,138	27	367	16,215	437	3 decile
86,016	880	33	86,896	42	73	20,241	136	4 decile
98,843	691	92	100,211	123	548	31,155	948	5 decile
115,021	666	158	115,635	267	491	53,625	909	6 decile
138,236	642	124	139,401	247	573	85,601	1,003	7 decile
170,379	501	154	174,346	417	246	120,121	473	8 decile
221,127	311	249	226,175	723	171	172,598	352	9 decile
373,985	401	77	285,693	198	83	373,347	171	10 decile

Note : 1) As of the end of the Year 2) Based on the resident place

3) While C.E. is based on estimated contribution S.E. is based on imposed contribution

4) Excluding contributions of the insured recently retired from the company and contributions imposed on the monthly incomes

제 1-8 표  
Table 1-8

시·군·구별  
Distribution of Contributions by

구 분	계 Total			직장 계 I.W. Sub_Total			가입자 Insured
	세대수 Households	평균보험료 Average Contribution	적용인구 Population under	가입자 Insured	평균보험료 Average Contribution	적용인구 Population under	
임 시 군	12,465	76,909	20,455	6,174	110,464	11,067	5,473
1분위	3,539	17,014	4,698	949	39,118	1,411	948
2분위	1,424	48,602	2,237	919	66,906	1,456	914
3분위	1,391	53,991	2,022	892	75,096	1,444	872
4분위	785	78,311	1,236	694	85,908	1,093	651
5분위	1,189	63,130	1,948	553	99,555	877	500
6분위	1,102	81,651	1,885	501	115,189	866	444
7분위	1,151	105,798	2,094	465	138,546	880	403
8분위	779	149,841	1,691	450	171,763	1,061	370
9분위	729	209,560	1,750	491	227,801	1,314	207
10분위	376	362,687	894	260	347,915	665	164
순 장 군	12,898	81,270	22,309	7,230	110,033	13,353	6,220
1분위	3,478	19,210	4,776	1,268	37,135	1,868	1,268
2분위	1,361	50,702	2,193	941	66,524	1,532	932
3분위	1,514	58,161	2,294	1,080	74,967	1,746	1,064
4분위	818	78,483	1,304	722	86,228	1,148	683
5분위	1,313	66,134	2,257	672	99,372	1,148	592
6분위	1,154	83,044	2,125	549	114,919	963	464
7분위	1,167	107,286	2,192	505	138,432	996	395
8분위	814	153,231	1,733	519	172,681	1,153	359
9분위	877	214,013	2,371	679	226,351	1,977	273
10분위	402	347,908	1,064	295	337,430	822	190
고 장 군	25,657	80,381	42,427	12,364	116,279	22,261	10,868
1분위	7,052	15,789	9,387	1,603	39,120	2,481	1,599
2분위	2,917	47,868	4,570	1,829	67,243	2,928	1,799
3분위	2,689	52,986	3,839	1,676	75,204	2,630	1,612
4분위	1,654	78,781	2,553	1,464	86,384	2,271	1,408
5분위	2,378	64,044	4,012	1,146	99,422	1,866	1,043
6분위	2,302	83,444	4,021	1,112	115,219	1,868	950
7분위	2,518	105,585	4,546	933	138,297	1,776	779
8분위	1,633	149,924	3,473	932	172,264	2,096	720
9분위	1,592	209,084	3,926	1,104	225,209	2,977	567
10분위	922	380,296	2,100	565	387,957	1,368	391
부 안 군	24,863	80,557	41,171	11,917	112,091	21,445	10,220
1분위	6,361	16,623	8,345	1,583	39,647	2,344	1,579
2분위	2,875	47,591	4,583	1,777	67,537	2,840	1,667
3분위	2,749	53,952	3,981	1,759	75,193	2,790	1,717
4분위	1,408	79,068	2,217	1,262	85,867	1,999	1,221
5분위	2,388	65,129	3,941	1,189	99,246	1,953	1,025
6분위	2,392	83,847	4,153	1,151	115,686	2,006	938
7분위	2,629	104,005	4,757	933	137,577	1,831	724
8분위	1,696	146,322	3,589	855	172,067	1,952	619
9분위	1,574	204,414	3,794	949	225,527	2,566	425
10분위	791	380,851	1,811	459	374,116	1,164	305
전 남	950,199	104,145	1,659,080	568,569	135,529	1,061,704	502,582
1분위	163,938	19,961	226,793	59,838	38,560	87,197	59,575
2분위	107,724	46,490	160,833	65,728	66,768	102,201	64,111
3분위	104,786	53,989	157,511	66,002	75,283	101,048	64,402
4분위	77,265	68,641	109,399	56,822	86,178	86,599	53,551
5분위	91,688	70,661	148,883	52,933	99,418	83,474	47,503
6분위	90,075	90,725	153,566	53,333	115,387	90,827	46,314
7분위	92,633	116,222	170,831	53,509	138,823	101,669	44,260
8분위	78,766	156,283	165,836	54,511	171,967	121,185	42,751
9분위	78,366	211,199	191,733	57,092	224,844	148,923	38,660
10분위	64,958	391,633	173,695	48,801	398,359	138,581	41,455
목 포 시	111,975	96,857	197,651	67,159	122,634	126,951	59,886
1분위	12,088	27,568	18,204	6,975	39,862	10,461	6,962
2분위	17,051	41,635	24,195	8,900	66,707	14,572	8,798
3분위	16,164	52,703	26,973	9,639	75,213	15,553	9,457
4분위	13,056	58,723	17,813	7,658	86,137	12,220	7,311
5분위	11,946	70,252	20,158	6,803	99,567	11,430	6,247
6분위	10,399	94,465	18,659	6,830	115,388	12,407	6,055
7분위	9,216	119,642	18,445	6,090	138,383	12,531	5,030
8분위	8,286	153,266	17,227	5,231	171,390	11,902	3,965
9분위	7,580	207,656	19,264	4,950	224,952	13,846	2,998
10분위	6,189	390,305	16,713	4,083	406,906	12,029	3,063

주 : 1) 연도말 기준 2) 주민등록주소지 기준  
3) 직장은 산정보험료 기준이며, 지역은 부과보험료 기준.  
4) 직장보험료는 임의계속가입자와 소득월액 대상자를 제외

# 보험료 분위별 현황 <계속>

## decile of Contribution in each District <Cont'd>

(단위 : 명, 원)

Unit : Person, Won

근로자 C.E.		공교 G. & T.			지역 S.E.			Division
평균보험료 Average Contribution	적용인구 Population under	가입자 Insured	평균보험료 Average Contribution	적용인구 Population under	세대수 Households	평균보험료 Average Contribution	적용인구 Population under	
100,129	9,388	701	191,157	1,679	6,291	43,979	9,388	Imsil-gun
39,103	1,407	1	53,610	4	2,590	8,914	3,287	1 decile
66,919	1,450	5	64,652	6	505	15,291	781	2 decile
75,070	1,416	20	76,244	28	499	16,264	578	3 decile
85,984	1,041	43	84,754	52	91	20,370	143	4 decile
99,435	809	53	100,690	68	636	31,459	1,071	5 decile
115,139	772	57	115,583	94	601	53,694	1,019	6 decile
138,460	768	62	139,103	112	686	83,600	1,214	7 decile
170,959	848	80	175,483	213	329	119,857	630	8 decile
221,339	475	284	232,512	839	238	171,926	436	9 decile
381,856	402	96	289,932	263	116	395,798	229	10 decile
97,371	10,935	1,010	188,012	2,418	5,668	44,580	8,956	Sunchang-gun
37,135	1,868	-	-	-	2,210	8,925	2,908	1 decile
66,556	1,518	9	63,196	14	420	15,253	661	2 decile
74,955	1,730	16	75,750	16	434	16,340	548	3 decile
86,035	1,104	39	89,607	44	96	20,233	156	4 decile
99,292	1,049	80	99,963	99	641	31,288	1,109	5 decile
114,886	848	85	115,098	115	605	54,119	1,162	6 decile
138,436	777	110	138,416	219	662	83,527	1,196	7 decile
171,436	753	160	175,475	400	295	119,011	580	8 decile
222,509	757	406	228,934	1,220	198	171,703	394	9 decile
362,918	531	105	291,309	291	107	376,794	242	10 decile
107,177	18,922	1,496	182,405	3,339	13,293	46,991	20,166	Gochang-gun
39,102	2,471	4	46,193	10	5,449	8,926	6,906	1 decile
67,239	2,886	30	67,446	42	1,088	15,297	1,642	2 decile
75,230	2,554	64	74,559	76	1,013	16,228	1,209	3 decile
86,468	2,198	56	84,274	73	190	20,202	282	4 decile
99,296	1,745	103	100,705	121	1,232	31,135	2,146	5 decile
115,186	1,639	162	115,411	229	1,190	53,752	2,153	6 decile
138,167	1,488	154	138,954	288	1,585	86,329	2,770	7 decile
171,861	1,590	212	173,633	506	701	120,224	1,377	8 decile
220,303	1,422	537	230,389	1,555	488	172,603	949	9 decile
432,261	929	174	288,400	439	357	368,171	732	10 decile
102,440	17,674	1,697	170,210	3,771	12,946	51,530	19,726	Buan-gun
39,619	2,340	4	50,640	4	4,778	8,995	6,001	1 decile
67,642	2,715	110	65,959	125	1,098	15,309	1,743	2 decile
75,177	2,738	42	75,875	52	990	16,211	1,191	3 decile
85,843	1,936	41	86,562	63	146	20,304	218	4 decile
99,136	1,717	164	99,939	236	1,199	31,296	1,988	5 decile
115,628	1,638	213	115,942	368	1,241	54,317	2,147	6 decile
137,306	1,407	209	138,516	424	1,696	85,537	2,926	7 decile
171,532	1,353	236	173,470	599	841	120,148	1,637	8 decile
222,815	1,064	524	227,726	1,502	625	172,355	1,228	9 decile
417,606	766	154	287,983	398	332	390,163	647	10 decile
<b>130,357</b>	<b>918,770</b>	<b>65,987</b>	<b>174,920</b>	<b>142,934</b>	<b>381,630</b>	<b>57,388</b>	<b>597,376</b>	<b>Jeonnam</b>
38,530	86,803	263	45,463	394	104,100	9,270	139,596	1 decile
66,788	100,204	1,617	65,982	1,997	41,996	14,754	58,632	2 decile
75,259	99,021	1,600	76,223	2,027	38,784	17,752	56,463	3 decile
86,108	82,312	3,271	87,311	4,287	20,443	19,898	22,800	4 decile
99,372	75,970	5,430	99,822	7,504	38,755	31,383	65,409	5 decile
115,327	80,051	7,019	115,782	10,776	36,742	54,927	62,739	6 decile
138,725	85,328	9,249	139,293	16,341	39,124	85,310	69,162	7 decile
171,686	93,656	11,760	172,990	27,529	24,255	121,035	44,651	8 decile
224,088	96,157	18,432	226,428	52,766	21,274	174,582	42,810	9 decile
416,716	119,268	7,346	294,765	19,313	16,157	371,318	35,114	10 decile
115,663	110,767	7,273	180,038	16,184	44,816	58,227	70,700	Mokpo-si
39,850	10,443	13	46,038	18	5,113	10,797	7,743	1 decile
66,696	14,436	102	67,661	136	8,151	14,258	9,623	2 decile
75,199	15,336	182	75,927	217	6,525	19,450	11,420	3 decile
86,052	11,780	347	87,935	440	5,398	19,832	5,593	4 decile
99,498	10,689	556	100,334	741	5,143	31,475	8,728	5 decile
115,323	11,226	775	115,896	1,181	3,569	54,425	6,252	6 decile
138,206	10,671	1,060	139,223	1,860	3,126	83,130	5,914	7 decile
171,082	8,967	1,266	172,356	2,935	3,055	122,233	5,325	8 decile
223,452	8,041	1,952	227,257	5,805	2,630	175,101	5,418	9 decile
443,619	9,178	1,020	296,660	2,851	2,106	358,119	4,684	10 decile

Note : 1) As of the end of the Year 2) Based on the resident place

3) While C.E. is based on estimated contribution S.E. is based on imposed contribution

4) Excluding contributions of the insured recently retired from the company and contributions imposed on the monthly incomes

제 1-8 표  
Table 1-8

시·군·구별  
Distribution of Contributions by

구 분	계 Total			직장 계 I.W. Sub_Total			
	세대수 Households	평균보험료 Average Contribution	적용인구 Population under	가입자 Insured	평균보험료 Average Contribution	적용인구 Population under	
여 수 시	147,876	128,164	260,772	97,007	157,807	180,247	89,525
1분위	17,579	24,831	24,870	9,251	38,316	12,930	9,220
2분위	16,057	43,946	22,024	9,126	66,414	13,256	8,842
3분위	14,753	53,351	22,366	8,983	75,477	12,999	8,765
4분위	13,087	61,937	17,049	8,296	86,246	12,018	7,989
5분위	12,891	73,289	19,810	7,925	99,509	11,716	7,306
6분위	13,294	94,952	21,675	8,745	115,690	14,100	7,991
7분위	14,382	122,791	25,800	10,064	139,167	18,146	9,048
8분위	14,750	159,327	30,010	11,024	172,004	23,365	9,826
9분위	15,022	211,734	33,925	11,067	224,462	26,134	8,939
10분위	16,061	417,705	43,243	12,526	428,956	35,583	11,599
순 천 시	146,792	122,915	268,575	98,575	147,108	190,578	86,573
1분위	15,980	26,324	23,123	9,205	38,542	13,606	9,165
2분위	15,816	47,701	22,967	10,074	66,628	15,524	9,857
3분위	15,495	55,193	23,643	9,984	75,431	15,102	9,667
4분위	13,394	64,672	18,189	9,068	86,058	13,655	8,581
5분위	13,843	73,603	21,990	8,591	99,281	13,336	7,801
6분위	13,622	94,514	22,995	8,906	115,494	15,063	7,778
7분위	14,734	122,146	27,587	10,244	138,964	19,404	8,426
8분위	14,822	159,054	32,314	11,026	171,994	25,192	8,604
9분위	15,492	211,534	38,890	11,316	224,691	30,443	7,996
10분위	13,594	397,663	36,877	10,161	413,110	29,253	8,698
나 주 시	63,101	102,858	109,491	39,563	127,606	73,503	34,801
1분위	8,706	21,927	11,939	3,784	38,462	5,643	3,735
2분위	7,078	47,496	10,356	4,437	67,079	6,921	4,319
3분위	7,260	57,127	11,030	4,955	75,234	7,458	4,748
4분위	5,624	68,263	7,931	4,102	86,220	6,307	3,916
5분위	6,313	73,773	10,006	3,935	99,336	6,177	3,550
6분위	6,656	91,143	11,030	3,925	115,440	6,735	3,479
7분위	6,613	116,354	12,236	3,830	138,878	7,503	3,111
8분위	6,036	156,427	12,301	4,131	172,497	8,906	3,125
9분위	5,359	211,192	13,448	3,944	224,377	10,640	2,728
10분위	3,456	360,791	9,214	2,520	359,291	7,213	2,090
광 양 시	84,160	131,643	153,941	59,428	157,464	114,758	55,623
1분위	9,032	25,345	12,400	4,904	38,517	6,798	4,896
2분위	7,862	47,513	11,375	5,028	65,959	7,351	4,865
3분위	8,299	53,133	12,122	5,085	75,428	7,365	4,952
4분위	6,735	67,184	9,039	4,811	86,110	6,966	4,524
5분위	7,340	77,515	11,260	4,963	99,526	7,463	4,601
6분위	7,539	97,534	12,376	5,333	115,636	8,668	4,927
7분위	9,027	123,897	16,183	6,475	139,175	11,837	5,859
8분위	8,945	160,309	19,203	6,918	171,841	15,563	6,278
9분위	9,793	215,038	23,441	7,800	225,385	19,363	6,921
10분위	9,588	377,620	26,542	8,111	379,830	23,384	7,800
담 양 군	22,474	96,761	38,285	12,586	123,821	22,796	11,179
1분위	4,321	19,643	5,831	1,537	38,648	2,234	1,535
2분위	2,612	51,540	4,081	1,834	66,896	2,827	1,780
3분위	2,608	54,073	3,630	1,677	75,104	2,569	1,657
4분위	1,527	80,857	2,427	1,403	86,206	2,248	1,352
5분위	2,239	69,814	3,596	1,262	99,502	2,014	1,191
6분위	2,043	87,292	3,634	1,110	115,135	1,954	1,010
7분위	2,463	105,572	4,453	909	138,357	1,772	785
8분위	1,668	146,540	3,390	844	171,774	1,833	650
9분위	1,682	205,903	3,982	1,075	225,101	2,830	529
10분위	1,311	385,348	3,261	935	388,580	2,515	690
곡 성 군	13,221	85,622	22,078	7,082	118,941	12,838	5,909
1분위	3,260	16,279	4,210	829	37,590	1,164	829
2분위	1,382	49,874	2,098	918	67,360	1,388	888
3분위	1,476	54,037	2,051	938	75,713	1,387	928
4분위	979	80,114	1,484	893	85,878	1,333	793
5분위	1,391	65,656	2,300	706	99,199	1,185	586
6분위	1,195	86,019	2,140	627	115,226	1,103	473
7분위	1,161	109,138	2,160	519	139,379	1,022	394
8분위	879	151,271	1,886	534	171,418	1,241	364
9분위	981	213,649	2,498	733	228,157	2,004	403
10분위	517	364,474	1,251	385	333,083	1,011	251

주 : 1) 연도말 기준 2) 주민등록주소지 기준  
3) 직장은 산정보험료 기준이며, 지역은 부과보험료 기준.  
4) 직장보험료는 임의계속가입자와 소득월액 대상자를 제외

# 보험료 분위별 현황 <계속>

## decile of Contribution in each District <Cont'd>

(단위 : 명, 원)

Unit : Person, Won

근로자 C.E.		공교 G. & T.			지역 S.E.			Division
평균보험료 Average Contribution	적용인구 Population under	가입자 Insured	평균보험료 Average Contribution	적용인구 Population under	세대수 Households	평균보험료 Average Contribution	적용인구 Population under	
156,242	164,633	7,482	176,524	15,614	50,869	71,634	80,525	Yeosu-si
38,271	12,887	31	51,604	43	8,328	9,850	11,940	1 decile
66,491	12,928	284	64,020	328	6,931	14,363	8,768	2 decile
75,481	12,726	218	75,303	273	5,770	18,904	9,367	3 decile
86,215	11,656	307	87,069	362	4,791	19,843	5,031	4 decile
99,518	10,902	619	99,402	814	4,966	31,445	8,094	5 decile
115,655	13,019	754	116,062	1,081	4,549	55,085	7,575	6 decile
139,119	16,501	1,016	139,589	1,645	4,318	84,623	7,654	7 decile
171,867	20,666	1,198	173,127	2,699	3,726	121,819	6,645	8 decile
223,673	20,155	2,128	227,777	5,979	3,955	176,119	7,791	9 decile
439,542	33,193	927	296,494	2,390	3,535	377,837	7,660	10 decile
142,659	164,631	12,002	179,201	25,947	48,217	73,456	77,997	Suncheon-si
38,534	13,541	40	40,587	65	6,775	9,723	9,517	1 decile
66,677	15,246	217	64,411	278	5,742	14,495	7,443	2 decile
75,384	14,708	317	76,859	394	5,511	18,528	8,541	3 decile
86,014	12,988	487	86,827	667	4,326	19,845	4,534	4 decile
99,230	12,265	790	99,784	1,071	5,252	31,599	8,654	5 decile
115,378	13,399	1,128	116,291	1,664	4,716	54,894	7,932	6 decile
138,772	16,338	1,818	139,852	3,066	4,490	83,775	8,183	7 decile
171,802	19,705	2,422	172,675	5,487	3,796	121,469	7,122	8 decile
224,045	20,972	3,320	226,247	9,471	4,176	175,881	8,447	9 decile
432,595	25,469	1,463	297,268	3,784	3,433	351,942	7,624	10 decile
121,902	63,418	4,762	169,288	10,085	23,538	61,261	35,988	Naju-si
38,357	5,573	49	46,453	70	4,922	9,215	6,296	1 decile
67,056	6,787	118	67,937	134	2,641	14,594	3,435	2 decile
75,185	7,200	207	76,358	258	2,305	18,202	3,572	3 decile
86,155	6,046	186	87,588	261	1,522	19,867	1,624	4 decile
99,301	5,641	385	99,658	536	2,378	31,472	3,829	5 decile
115,388	6,046	446	115,844	689	2,731	56,224	4,295	6 decile
138,833	6,208	719	139,075	1,295	2,783	85,356	4,733	7 decile
172,514	6,604	1,006	172,444	2,302	1,905	121,580	3,395	8 decile
223,930	7,256	1,216	225,381	3,384	1,415	174,442	2,808	9 decile
372,835	6,057	430	293,463	1,156	936	364,830	2,001	10 decile
157,202	107,176	3,805	161,292	7,582	24,732	69,598	39,183	Gwangyang-si
38,511	6,790	8	42,170	8	4,128	9,697	5,602	1 decile
66,097	7,171	163	61,838	180	2,834	14,788	4,024	2 decile
75,386	7,206	133	76,986	159	3,214	17,858	4,757	3 decile
86,085	6,562	287	86,501	404	1,924	19,859	2,073	4 decile
99,529	6,966	362	99,491	497	2,377	31,559	3,797	5 decile
115,652	8,062	406	115,432	606	2,206	53,773	3,708	6 decile
139,157	10,767	616	139,347	1,070	2,552	85,131	4,346	7 decile
171,775	14,146	640	172,496	1,417	2,027	120,949	3,640	8 decile
225,521	16,928	879	224,311	2,435	1,993	174,545	4,078	9 decile
383,186	22,578	311	295,654	806	1,477	365,487	3,158	10 decile
114,608	19,431	1,407	197,020	3,365	9,888	62,319	15,489	Damyang-gun
38,635	2,229	2	48,685	5	2,784	9,151	3,597	1 decile
66,919	2,756	54	66,139	71	778	15,342	1,254	2 decile
75,089	2,541	20	76,353	28	931	16,189	1,061	3 decile
86,149	2,186	51	87,699	62	124	20,335	179	4 decile
99,557	1,909	71	98,571	105	977	31,466	1,582	5 decile
115,019	1,804	100	116,306	150	933	54,168	1,680	6 decile
138,330	1,542	124	138,524	230	1,554	86,395	2,681	7 decile
170,602	1,353	194	175,702	480	824	120,693	1,557	8 decile
223,254	1,221	546	226,891	1,609	607	171,904	1,152	9 decile
419,649	1,890	245	301,080	625	376	377,310	746	10 decile
108,225	10,177	1,173	172,922	2,661	6,139	47,185	9,240	Gokseong-gun
37,590	1,164	-	-	-	2,431	9,011	3,046	1 decile
67,338	1,347	30	68,021	41	464	15,280	710	2 decile
75,695	1,376	10	77,336	11	538	16,246	664	3 decile
85,770	1,214	100	86,742	119	86	20,259	151	4 decile
99,025	996	120	100,045	189	685	31,086	1,115	5 decile
114,990	833	154	115,951	270	568	53,779	1,037	6 decile
138,997	757	125	140,582	265	642	84,690	1,138	7 decile
170,909	796	170	172,507	445	345	120,086	645	8 decile
227,187	1,051	330	229,340	953	248	170,769	494	9 decile
355,900	643	134	290,344	368	132	456,030	240	10 decile

Note : 1) As of the end of the Year 2) Based on the resident place

3) While C.E. is based on estimated contribution S.E. is based on imposed contribution

4) Excluding contributions of the insured recently retired from the company and contributions imposed on the monthly incomes

제 1-8 표  
Table 1-8

시·군·구별  
Distribution of Contributions by

구 분	계 Total			직장 계 I.W. Sub_Total			
	세대수 Households	평균보험료 Average Contribution	적용인구 Population under	가입자 Insured	평균보험료 Average Contribution	적용인구 Population under	
구 분	11,893	83,104	20,062	5,995	116,470	10,848	5,013
1분위	2,963	17,370	3,968	818	39,145	1,230	809
2분위	1,261	46,605	1,934	763	67,055	1,177	744
3분위	1,339	53,300	1,876	842	75,207	1,288	828
4분위	778	79,025	1,275	699	85,671	1,148	648
5분위	1,235	64,472	2,073	605	99,222	1,012	497
6분위	1,133	82,144	2,053	533	114,382	954	410
7분위	1,140	105,950	2,158	464	138,449	883	362
8분위	747	148,703	1,585	409	172,256	917	269
9분위	863	208,102	2,083	583	225,353	1,541	255
10분위	434	371,236	1,057	279	375,550	698	191
고 흥 군	29,659	69,699	48,119	12,914	109,581	22,704	11,016
1분위	9,714	15,172	13,084	2,027	38,340	2,952	2,026
2분위	3,667	46,145	5,713	2,194	66,870	3,327	2,040
3분위	2,977	50,611	4,324	1,736	75,094	2,739	1,698
4분위	1,475	76,499	2,381	1,258	86,192	2,035	1,172
5분위	2,711	57,646	4,693	1,061	99,285	1,789	889
6분위	2,631	80,531	4,647	1,128	115,178	1,963	910
7분위	2,722	107,555	4,841	1,094	138,600	2,070	849
8분위	1,509	151,058	3,186	908	171,793	2,038	569
9분위	1,405	208,281	3,291	961	224,558	2,462	474
10분위	848	360,388	1,959	547	353,250	1,329	389
보 성 군	18,164	75,364	29,917	8,680	111,864	15,454	7,416
1분위	5,426	16,389	7,233	1,436	36,834	2,084	1,436
2분위	2,106	46,453	3,334	1,271	66,919	2,071	1,267
3분위	1,837	52,279	2,676	1,119	75,362	1,783	1,087
4분위	1,063	78,407	1,659	937	86,226	1,466	877
5분위	1,849	61,486	3,138	818	99,430	1,361	724
6분위	1,611	82,734	2,871	768	115,037	1,348	567
7분위	1,559	105,318	2,939	599	138,958	1,178	467
8분위	1,073	149,231	2,196	594	172,955	1,284	405
9분위	1,072	209,921	2,541	742	225,962	1,912	325
10분위	568	363,479	1,330	396	365,122	967	261
화 순 군	31,707	89,843	53,906	18,832	116,145	34,203	16,798
1분위	6,597	19,481	8,996	2,388	37,627	3,548	2,388
2분위	3,913	48,390	6,370	2,504	66,993	4,044	2,478
3분위	4,112	55,874	5,956	2,764	75,230	4,401	2,711
4분위	2,270	81,309	3,602	2,107	86,022	3,359	1,987
5분위	3,248	71,357	5,395	1,908	99,458	3,192	1,746
6분위	2,889	90,730	5,037	1,734	115,194	3,064	1,543
7분위	2,952	112,092	5,387	1,491	138,542	2,896	1,268
8분위	2,313	153,604	4,785	1,515	171,482	3,340	1,164
9분위	2,123	210,409	5,140	1,519	224,575	3,939	857
10분위	1,290	379,613	3,238	902	380,772	2,420	656
장 흥 군	17,538	78,351	29,030	8,939	113,674	15,857	7,546
1분위	5,051	16,369	6,669	1,245	38,539	1,762	1,244
2분위	1,944	49,086	3,099	1,262	67,365	1,981	1,220
3분위	1,798	55,062	2,594	1,187	75,030	1,848	1,163
4분위	1,168	79,097	1,870	1,047	85,896	1,690	987
5분위	1,762	65,140	2,905	878	99,357	1,420	748
6분위	1,584	85,527	2,887	828	115,199	1,474	681
7분위	1,616	107,750	2,918	694	138,518	1,272	547
8분위	1,044	152,179	2,236	647	172,151	1,458	441
9분위	1,027	212,115	2,573	764	226,244	2,000	280
10분위	544	374,158	1,279	387	364,748	952	235
강 진 군	16,079	80,177	26,755	8,099	116,047	14,544	6,867
1분위	4,331	16,255	5,651	1,069	38,365	1,545	1,069
2분위	1,697	48,837	2,702	1,101	67,010	1,771	1,089
3분위	1,698	54,105	2,493	1,090	75,130	1,726	1,075
4분위	991	78,207	1,543	872	86,112	1,347	788
5분위	1,787	63,817	2,998	856	99,369	1,439	753
6분위	1,585	83,101	2,760	758	114,879	1,293	611
7분위	1,483	108,105	2,737	646	139,292	1,151	494
8분위	1,005	151,850	2,157	619	171,984	1,397	402
9분위	959	212,437	2,404	709	226,024	1,901	343
10분위	543	375,890	1,310	379	367,457	974	243

주 : 1) 연도말 기준 2) 주민등록주소지 기준  
3) 직장은 산정보험료 기준이며, 지역은 부과보험료 기준.  
4) 직장보험료는 임의계속가입자와 소득월액 대상자를 제외



# 보험료 분위별 현황 <계속>

## decile of Contribution in each District <Cont'd>

(단위 : 명, 원)

Unit : Person, Won

근로자 C.E.		공교 G. & T.			지역 S.E.			Division
평균보험료 Average Contribution	적용인구 Population under	가입자 Insured	평균보험료 Average Contribution	적용인구 Population under	세대수 Households	평균보험료 Average Contribution	적용인구 Population under	
105,233	8,603	982	173,835	2,245	5,898	49,189	9,214	Gurye-gun
39,001	1,216	9	52,080	14	2,145	9,066	2,738	1 decile
67,165	1,155	19	62,730	22	498	15,274	757	2 decile
75,175	1,272	14	77,083	16	497	16,187	588	3 decile
85,613	1,076	51	86,404	72	79	20,225	127	4 decile
99,534	856	108	97,782	156	630	31,102	1,061	5 decile
114,088	732	123	115,363	222	600	53,506	1,099	6 decile
138,178	671	102	139,412	212	676	83,643	1,275	7 decile
171,901	563	140	172,938	354	338	120,203	668	8 decile
222,101	592	328	227,882	949	280	172,182	542	9 decile
414,374	470	88	291,283	228	155	363,470	359	10 decile
100,125	18,543	1,898	164,465	4,161	16,745	38,942	25,415	Goheung-gun
38,336	2,949	1	45,810	3	7,687	9,063	10,132	1 decile
66,790	3,132	154	67,936	195	1,473	15,275	2,386	2 decile
75,069	2,679	38	76,236	60	1,241	16,363	1,585	3 decile
86,108	1,921	86	87,340	114	217	20,304	346	4 decile
99,151	1,524	172	99,979	265	1,650	30,872	2,904	5 decile
115,259	1,591	218	114,840	372	1,503	54,528	2,684	6 decile
138,261	1,550	245	139,774	520	1,628	86,694	2,771	7 decile
171,408	1,183	339	172,439	855	601	119,731	1,148	8 decile
222,247	1,079	487	226,807	1,383	444	173,052	829	9 decile
378,863	935	158	290,188	394	301	373,362	630	10 decile
100,378	12,593	1,264	179,249	2,861	9,484	41,959	14,463	Boseong-gun
36,834	2,084	-	-	-	3,990	9,031	5,149	1 decile
66,913	2,067	4	68,815	4	835	15,301	1,263	2 decile
75,323	1,744	32	76,702	39	718	16,304	893	3 decile
86,159	1,384	60	87,196	82	126	20,259	193	4 decile
99,237	1,230	94	100,920	131	1,031	31,380	1,777	5 decile
114,885	990	201	115,463	358	843	53,306	1,523	6 decile
138,885	930	132	139,216	248	960	84,328	1,761	7 decile
171,987	789	189	175,030	495	479	119,811	912	8 decile
223,385	739	417	227,971	1,173	330	173,853	629	9 decile
403,043	636	135	291,807	331	172	359,697	363	10 decile
108,209	29,686	2,034	181,686	4,517	12,875	51,372	19,703	Hwasun-gun
37,627	3,548	-	-	-	4,209	9,186	5,448	1 decile
66,994	4,017	26	66,852	27	1,409	15,331	2,326	2 decile
75,216	4,319	53	75,911	82	1,348	16,187	1,555	3 decile
85,948	3,208	120	87,242	151	163	20,385	243	4 decile
99,432	2,947	162	99,744	245	1,340	31,344	2,203	5 decile
115,211	2,744	191	115,053	320	1,155	54,003	1,973	6 decile
138,529	2,492	223	138,617	404	1,461	85,098	2,491	7 decile
170,775	2,515	351	173,825	825	798	119,663	1,445	8 decile
221,965	2,091	662	227,955	1,848	604	174,781	1,201	9 decile
413,263	1,805	246	294,129	615	388	376,918	818	10 decile
101,414	12,884	1,393	180,087	2,973	8,599	41,632	13,173	Jangheung-gun
38,525	1,761	1	55,400	1	3,806	9,116	4,907	1 decile
67,397	1,927	42	66,452	54	682	15,261	1,118	2 decile
75,010	1,824	24	75,982	24	611	16,270	746	3 decile
85,769	1,614	60	87,974	76	121	20,266	180	4 decile
99,287	1,247	130	99,759	173	884	31,156	1,485	5 decile
115,090	1,285	147	115,702	189	756	53,030	1,413	6 decile
138,296	1,048	147	139,343	224	922	84,591	1,646	7 decile
170,823	971	206	174,993	487	397	119,630	778	8 decile
222,365	662	484	228,489	1,338	263	171,068	573	9 decile
414,223	545	152	288,257	407	157	397,352	327	10 decile
104,970	11,918	1,232	177,792	2,626	7,980	43,772	12,211	Gangjin-gun
38,365	1,545	-	-	-	3,262	9,009	4,106	1 decile
67,043	1,754	12	63,969	17	596	15,265	931	2 decile
75,134	1,709	15	74,873	17	608	16,412	767	3 decile
85,931	1,248	84	87,819	99	119	20,281	196	4 decile
99,400	1,309	103	99,147	130	931	31,128	1,559	5 decile
114,692	1,089	147	115,656	204	827	53,974	1,467	6 decile
139,411	916	152	138,903	235	837	84,035	1,586	7 decile
171,752	887	217	172,415	510	386	119,562	760	8 decile
221,394	814	366	230,363	1,087	250	173,905	503	9 decile
409,662	647	136	292,046	327	164	395,379	336	10 decile

Note : 1) As of the end of the Year 2) Based on the resident place

3) While C.E. is based on estimated contribution S.E. is based on imposed contribution

4) Excluding contributions of the insured recently retired from the company and contributions imposed on the monthly incomes

제 1-8 표  
Table 1-8

시·군·구별  
Distribution of Contributions by

구 분	계 Total			직장 계 I.W. Sub_Total			
	세대수 Households	평균보험료 Average Contribution	적용인구 Population under	가입자 Insured	평균보험료 Average Contribution	적용인구 Population under	가입자 Insured
해 남 군	31,640	78,846	54,125	14,671	114,999	27,154	12,426
1분위	8,792	16,076	12,046	2,038	39,157	3,091	2,036
2분위	3,549	45,692	5,973	2,087	66,979	3,573	2,080
3분위	3,198	51,030	4,707	1,885	75,281	3,075	1,846
4분위	1,948	79,146	3,076	1,734	86,408	2,730	1,555
5분위	3,163	62,920	5,469	1,479	99,198	2,450	1,300
6분위	3,138	81,082	5,681	1,361	115,216	2,352	1,051
7분위	3,148	105,594	6,013	1,198	138,350	2,431	818
8분위	1,869	150,620	4,069	1,096	172,550	2,578	733
9분위	1,767	206,766	4,526	1,170	224,699	3,271	565
10분위	1,068	413,014	2,565	623	408,582	1,603	442
영 암 군	33,163	86,143	53,430	19,884	109,687	33,184	18,347
1분위	6,043	18,222	8,335	1,818	39,088	2,694	1,804
2분위	3,879	50,886	5,922	2,644	67,499	3,891	2,563
3분위	4,579	58,575	6,252	3,311	74,837	4,782	3,280
4분위	3,125	82,409	4,400	2,927	86,608	4,092	2,868
5분위	3,788	77,387	5,626	2,564	99,212	3,592	2,437
6분위	3,809	89,525	6,054	2,154	114,895	3,413	1,974
7분위	3,324	109,318	5,953	1,416	137,560	2,746	1,189
8분위	1,799	149,624	3,673	1,005	171,985	2,255	772
9분위	1,606	209,837	3,960	1,122	226,236	3,027	688
10분위	1,211	346,681	3,255	923	332,474	2,692	772
무 안 군	46,702	108,182	85,877	29,504	137,492	58,346	23,175
1분위	7,748	19,072	10,639	2,674	37,978	4,046	2,665
2분위	4,731	49,346	7,887	3,115	66,987	5,204	3,076
3분위	5,014	53,549	7,162	3,174	75,259	4,996	3,119
4분위	2,819	81,742	4,457	2,619	86,438	4,158	2,430
5분위	4,523	74,174	7,553	2,834	99,564	4,511	2,378
6분위	4,959	91,296	8,476	2,969	115,570	5,126	2,304
7분위	5,140	117,011	9,565	3,066	138,728	5,800	2,011
8분위	4,445	158,659	9,724	3,296	172,092	7,524	1,838
9분위	4,275	213,949	11,607	3,382	224,505	9,730	1,640
10분위	3,048	381,434	8,807	2,375	380,621	7,251	1,714
합 평 군	15,678	78,469	25,482	7,759	113,564	13,669	6,662
1분위	4,319	15,976	5,608	1,020	38,833	1,475	1,020
2분위	1,866	49,238	2,769	1,221	67,171	1,798	1,196
3분위	1,674	52,589	2,418	1,034	75,057	1,665	1,019
4분위	1,039	78,744	1,657	923	86,090	1,473	822
5분위	1,547	64,746	2,552	760	99,250	1,251	636
6분위	1,473	84,258	2,609	731	115,180	1,278	632
7분위	1,441	105,171	2,692	558	138,133	1,085	450
8분위	916	149,806	1,840	518	172,234	1,096	376
9분위	882	209,815	2,139	638	225,200	1,668	273
10분위	521	386,567	1,198	356	373,164	880	238
영 광 군	26,680	90,952	45,791	14,327	129,077	26,695	12,572
1분위	6,692	16,871	9,046	1,688	39,552	2,485	1,681
2분위	3,023	46,373	4,760	1,815	67,043	2,824	1,704
3분위	2,740	51,330	3,888	1,629	75,320	2,560	1,581
4분위	1,670	79,586	2,586	1,508	85,958	2,331	1,389
5분위	2,471	67,696	4,200	1,327	99,050	2,190	1,136
6분위	2,297	88,213	4,139	1,284	115,336	2,291	1,116
7분위	2,515	111,016	4,535	1,192	138,944	2,215	959
8분위	1,897	156,150	4,010	1,317	172,002	2,869	1,063
9분위	1,941	212,760	4,765	1,486	224,481	3,834	1,017
10분위	1,434	377,734	3,862	1,081	373,038	3,096	926
장 성 군	21,295	88,863	35,698	11,865	116,133	21,079	10,606
1분위	4,648	18,443	6,099	1,521	37,817	2,146	1,517
2분위	2,459	50,234	3,931	1,660	67,036	2,643	1,639
3분위	2,423	55,501	3,450	1,616	75,132	2,499	1,585
4분위	1,443	81,045	2,194	1,327	86,353	2,024	1,261
5분위	2,169	69,744	3,549	1,224	99,269	2,008	1,096
6분위	2,125	87,856	3,668	1,174	115,127	2,024	1,041
7분위	2,147	108,301	4,087	928	138,442	1,890	822
8분위	1,581	149,766	3,204	896	172,293	1,945	703
9분위	1,415	205,923	3,333	896	224,845	2,305	486
10분위	885	376,298	2,183	623	372,619	1,595	456

주 : 1) 연도말 기준 2) 주민등록주소지 기준  
3) 직장은 산정보험료 기준이며, 지역은 부과보험료 기준.  
4) 직장보험료는 임의계속가입자와 소득월액 대상자를 제외

# 보험료 분위별 현황 <계속>

## decile of Contribution in each District <Cont'd>

(단위 : 명, 원)

Unit : Person, Won

근로자 C.E.		공교 G. & T.			지역 S.E.			Division
평균보험료 Average Contribution	적용인구 Population under	가입자 Insured	평균보험료 Average Contribution	적용인구 Population under	세대수 Households	평균보험료 Average Contribution	적용인구 Population under	
105,329	22,157	2,245	168,521	4,997	16,969	47,589	26,971	Haenam-gun
39,147	3,084	2	48,960	7	6,754	9,111	8,955	1 decile
66,976	3,564	7	67,724	9	1,462	15,305	2,400	2 decile
75,268	3,016	39	75,899	59	1,313	16,215	1,632	3 decile
86,198	2,514	179	88,234	216	214	20,307	346	4 decile
98,913	2,221	179	101,265	229	1,684	31,058	3,019	5 decile
114,957	1,901	310	116,092	451	1,777	54,939	3,329	6 decile
138,464	1,642	380	138,106	789	1,950	85,470	3,582	7 decile
172,245	1,618	363	173,167	960	773	119,527	1,491	8 decile
222,632	1,460	605	226,630	1,811	597	171,621	1,255	9 decile
457,259	1,137	181	289,715	466	445	419,218	962	10 decile
104,616	29,812	1,537	170,216	3,372	13,279	50,888	20,246	Yeongam-gun
39,020	2,671	14	47,861	23	4,225	9,243	5,641	1 decile
67,509	3,801	81	67,183	90	1,235	15,318	2,031	2 decile
74,825	4,748	31	76,096	34	1,268	16,112	1,470	3 decile
86,588	4,017	59	87,583	75	198	20,329	308	4 decile
99,203	3,398	127	99,373	194	1,224	31,670	2,034	5 decile
114,851	3,141	180	115,378	272	1,655	56,506	2,641	6 decile
137,414	2,296	227	138,326	450	1,908	88,358	3,207	7 decile
171,730	1,616	233	172,830	639	794	121,320	1,418	8 decile
225,434	1,808	434	227,507	1,219	484	171,820	933	9 decile
340,265	2,316	151	292,639	376	288	392,213	563	10 decile
126,212	44,634	6,329	178,799	13,712	17,198	57,898	27,531	Muan-gun
37,934	4,031	9	50,893	15	5,074	9,109	6,593	1 decile
66,999	5,151	39	66,119	53	1,616	15,341	2,683	2 decile
75,239	4,927	55	76,429	69	1,840	16,099	2,166	3 decile
86,279	3,919	189	88,483	239	200	20,242	299	4 decile
99,499	3,943	456	99,901	568	1,689	31,572	3,042	5 decile
115,369	4,228	665	116,270	898	1,990	55,080	3,350	6 decile
138,138	4,085	1,055	139,854	1,715	2,074	84,907	3,765	7 decile
171,662	4,229	1,458	172,634	3,295	1,149	120,125	2,200	8 decile
225,143	4,695	1,742	223,904	5,035	893	173,968	1,877	9 decile
413,352	5,426	661	295,748	1,825	673	384,304	1,556	10 decile
103,475	11,153	1,097	174,835	2,516	7,919	44,083	11,813	Hampyeong-gun
38,833	1,475	-	-	-	3,299	8,909	4,133	1 decile
67,176	1,762	25	66,908	36	645	15,291	971	2 decile
75,038	1,644	15	76,316	21	640	16,291	753	3 decile
86,015	1,337	101	86,700	136	116	20,290	184	4 decile
99,143	1,036	124	99,803	215	787	31,425	1,301	5 decile
115,123	1,095	99	115,545	183	742	53,794	1,331	6 decile
138,335	845	108	137,291	240	883	84,341	1,607	7 decile
172,020	760	142	172,802	336	398	120,615	744	8 decile
223,264	618	365	226,648	1,050	244	169,587	471	9 decile
414,005	581	118	290,789	299	165	415,486	318	10 decile
124,283	22,919	1,755	163,412	3,776	12,353	46,735	19,096	Yeonggwang-gun
39,512	2,476	7	49,216	9	5,004	9,220	6,561	1 decile
66,889	2,680	111	69,411	144	1,208	15,318	1,936	2 decile
75,301	2,498	48	75,956	62	1,111	16,154	1,328	3 decile
85,848	2,146	119	87,253	185	162	20,270	255	4 decile
99,080	1,912	191	98,868	278	1,144	31,326	2,010	5 decile
115,247	1,987	168	115,928	304	1,013	53,834	1,848	6 decile
138,969	1,772	233	138,839	443	1,323	85,854	2,320	7 decile
171,354	2,238	254	174,714	631	580	120,157	1,141	8 decile
224,762	2,494	469	223,873	1,340	455	174,479	931	9 decile
387,286	2,716	155	287,916	380	353	392,117	766	10 decile
108,331	18,175	1,259	181,858	2,904	9,430	54,552	14,619	Jangseong-gun
37,785	2,142	4	50,238	4	3,127	9,019	3,953	1 decile
67,006	2,609	21	69,364	34	799	15,328	1,288	2 decile
75,089	2,452	31	77,314	47	807	16,189	951	3 decile
86,391	1,945	66	85,622	79	116	20,322	170	4 decile
99,132	1,816	128	100,434	192	945	31,503	1,541	5 decile
115,019	1,781	133	115,969	243	951	54,189	1,644	6 decile
138,395	1,657	106	138,813	233	1,219	85,354	2,197	7 decile
171,698	1,482	193	174,459	463	685	120,301	1,259	8 decile
222,699	1,125	410	227,389	1,180	519	173,256	1,028	9 decile
400,835	1,166	167	295,574	429	262	385,047	588	10 decile

Note : 1) As of the end of the Year 2) Based on the resident place

3) While C.E. is based on estimated contribution S.E. is based on imposed contribution

4) Excluding contributions of the insured recently retired from the company and contributions imposed on the monthly incomes

제 1-8 표  
Table 1-8

시·군·구별  
Distribution of Contributions by

구 분	계 Total			직장 계 I.W. Sub_Total			
	세대수 Households	평균보험료 Average Contribution	적용인구 Population under	가입자 Insured	평균보험료 Average Contribution	적용인구 Population under	
완 도 군	25,178	69,966	41,705	10,641	113,688	18,605	8,882
1분위	9,238	13,455	13,460	1,533	37,279	2,255	1,531
2분위	2,436	51,633	3,933	1,719	66,828	2,726	1,700
3분위	2,038	54,531	3,005	1,321	75,181	2,019	1,302
4분위	1,247	77,503	1,901	1,082	86,228	1,584	956
5분위	2,233	62,047	3,955	1,010	99,898	1,556	810
6분위	2,695	79,012	4,281	987	114,879	1,659	781
7분위	2,091	107,505	3,696	816	138,239	1,496	585
8분위	1,267	154,108	2,702	838	171,906	1,868	527
9분위	1,190	207,642	2,907	838	222,078	2,149	342
10분위	743	383,738	1,865	497	378,007	1,293	348
진 도 군	15,422	72,147	25,144	6,662	111,510	12,034	5,322
1분위	4,942	14,982	6,700	975	39,063	1,396	973
2분위	1,676	46,150	2,690	1,001	66,949	1,615	946
3분위	1,541	51,572	2,259	921	75,299	1,457	872
4분위	824	77,229	1,266	711	86,285	1,079	655
5분위	1,321	63,005	2,310	613	99,682	1,020	476
6분위	1,360	81,386	2,379	594	114,984	1,043	393
7분위	1,834	105,558	2,852	537	138,440	1,025	319
8분위	743	153,214	1,660	470	172,381	1,121	273
9분위	751	210,933	1,961	557	224,062	1,545	253
10분위	430	368,347	1,067	283	344,554	733	162
신 안 군	19,802	74,634	33,246	8,397	118,089	15,657	6,438
1분위	6,468	13,860	8,682	1,103	38,140	1,652	1,034
2분위	1,659	48,025	2,720	1,054	66,860	1,717	1,020
3분위	1,763	53,480	2,636	1,112	75,148	1,777	1,062
4분위	1,003	75,349	1,600	840	86,042	1,336	690
5분위	1,918	60,064	3,347	811	99,589	1,362	595
6분위	2,038	80,507	3,515	854	114,399	1,515	587
7분위	1,925	104,482	3,594	679	138,845	1,316	467
8분위	1,172	149,798	2,478	675	171,706	1,493	404
9분위	1,181	210,039	3,055	840	225,773	2,379	348
10분위	675	347,688	1,619	429	337,830	1,110	231
제 주	375,640	110,228	656,605	234,853	123,173	427,319	210,057
1분위	44,753	27,934	65,271	28,160	38,688	42,130	28,130
2분위	45,709	48,245	67,868	29,690	66,410	46,642	29,336
3분위	45,760	55,708	69,263	29,907	75,418	45,089	29,311
4분위	40,254	67,172	56,186	28,818	85,953	44,200	27,975
5분위	36,966	75,547	60,097	24,098	99,136	39,515	22,386
6분위	33,908	94,712	58,802	22,386	115,324	39,616	19,670
7분위	36,679	116,366	69,378	21,234	138,520	41,916	17,287
8분위	32,514	150,676	67,211	18,787	171,500	42,755	13,914
9분위	31,470	202,913	75,650	17,758	223,772	47,892	10,824
10분위	27,627	403,245	66,879	14,015	429,990	37,564	11,224
제 주 시	276,149	111,141	483,641	177,813	123,902	324,505	158,331
1분위	31,755	29,323	46,313	21,408	38,748	31,754	21,383
2분위	33,360	48,896	49,198	22,110	66,383	34,532	21,827
3분위	33,461	56,041	50,697	22,036	75,405	33,001	21,580
4분위	30,381	66,459	42,044	21,421	85,959	32,699	20,786
5분위	27,312	75,865	44,288	17,948	99,122	29,438	16,660
6분위	25,430	95,248	43,805	16,992	115,320	30,040	14,915
7분위	26,856	117,975	51,014	16,436	138,541	32,564	13,428
8분위	23,810	152,415	49,380	14,587	171,531	33,148	10,743
9분위	23,317	204,757	56,671	14,006	223,913	37,836	8,427
10분위	20,467	399,129	50,231	10,869	421,141	29,493	8,582
서 귀 포 시	99,491	107,695	172,964	57,040	120,901	102,814	51,726
1분위	12,998	24,540	18,958	6,752	38,497	10,376	6,747
2분위	12,349	46,488	18,670	7,580	66,487	12,110	7,509
3분위	12,299	54,805	18,566	7,871	75,452	12,088	7,731
4분위	9,873	69,366	14,142	7,397	85,935	11,501	7,189
5분위	9,654	74,644	15,809	6,150	99,178	10,077	5,726
6분위	8,478	93,104	14,997	5,394	115,334	9,576	4,755
7분위	9,823	111,966	18,364	4,798	138,447	9,352	3,859
8분위	8,704	145,921	17,831	4,200	171,395	9,607	3,171
9분위	8,153	197,642	18,979	3,752	223,248	10,056	2,397
10분위	7,160	415,010	16,648	3,146	460,562	8,071	2,642

주 : 1) 연도말 기준 2) 주민등록주소지 기준

3) 직장은 산정보험료 기준이며, 지역은 부과보험료 기준.

4) 직장보험료는 임의계속가입자와 소득월액 대상자를 제외

# 보험료 분위별 현황 <계속>

## decile of Contribution in each District <Cont'd>

(단위 : 명, 원)

Unit : Person, Won

근로자 C.E.		공교 G. & T.			지역 S.E.			Division
평균보험료 Average Contribution	적용인구 Population under	가입자 Insured	평균보험료 Average Contribution	적용인구 Population under	세대수 Households	평균보험료 Average Contribution	적용인구 Population under	
102,673	15,031	1,759	169,308	3,574	14,537	37,961	23,100	Wando-gun
37,264	2,253	2	48,195	2	7,705	8,715	11,205	1 decile
66,810	2,693	19	68,375	33	717	15,203	1,207	2 decile
75,171	1,998	19	75,865	21	717	16,485	986	3 decile
85,880	1,440	126	88,869	144	165	20,285	317	4 decile
99,943	1,323	200	99,719	233	1,223	30,787	2,399	5 decile
114,819	1,400	206	115,103	259	1,708	58,286	2,622	6 decile
138,016	1,113	231	138,803	383	1,275	87,835	2,200	7 decile
169,681	1,140	311	175,677	728	429	119,340	834	8 decile
222,214	792	496	221,985	1,357	352	173,273	758	9 decile
415,372	879	149	290,739	414	246	395,317	572	10 decile
98,869	9,143	1,340	161,716	2,891	8,760	42,210	13,110	Jindo-gun
39,038	1,391	2	51,355	5	3,967	9,064	5,304	1 decile
66,770	1,548	55	70,027	67	675	15,306	1,075	2 decile
75,295	1,393	49	75,376	64	620	16,326	802	3 decile
86,180	1,009	56	87,505	70	113	20,250	187	4 decile
99,362	846	137	100,796	174	708	31,249	1,290	5 decile
114,852	674	201	115,242	369	766	55,332	1,336	6 decile
139,019	607	218	137,592	418	1,297	91,944	1,827	7 decile
172,209	592	197	172,619	529	273	120,215	539	8 decile
222,714	652	304	225,184	893	194	173,236	416	9 decile
387,568	431	121	286,964	302	147	414,153	334	10 decile
104,458	11,286	1,959	162,888	4,371	11,405	42,639	17,589	Sinan-gun
37,896	1,550	69	41,793	102	5,365	8,869	7,030	1 decile
66,914	1,673	34	65,258	44	605	15,210	1,003	2 decile
75,138	1,705	50	75,345	72	651	16,470	859	3 decile
85,969	1,102	150	86,376	234	163	20,242	264	4 decile
99,188	994	216	100,691	368	1,107	31,107	1,985	5 decile
114,580	1,024	267	114,000	491	1,184	56,062	2,000	6 decile
138,992	920	212	138,519	396	1,246	85,756	2,278	7 decile
170,641	836	271	173,293	657	497	120,044	985	8 decile
223,717	912	492	227,228	1,467	341	171,281	676	9 decile
380,818	570	198	287,677	540	246	364,879	509	10 decile
<b>116,735</b>	<b>370,355</b>	<b>24,796</b>	<b>177,719</b>	<b>56,964</b>	<b>140,787</b>	<b>88,633</b>	<b>229,286</b>	<b>Jeju</b>
38,680	42,085	30	46,221	45	16,593	9,684	23,141	1 decile
66,459	46,200	354	62,361	442	16,019	14,578	21,226	2 decile
75,398	44,365	596	76,381	724	15,853	18,527	24,174	3 decile
85,925	43,011	843	86,876	1,189	11,436	19,845	11,986	4 decile
99,066	37,103	1,712	100,060	2,412	12,868	31,370	20,582	5 decile
115,250	35,338	2,716	115,855	4,278	11,522	54,666	19,186	6 decile
138,407	34,475	3,947	139,015	7,441	15,445	85,908	27,462	7 decile
171,158	30,975	4,873	172,478	11,780	13,727	122,177	24,456	8 decile
223,150	27,195	6,934	224,743	20,697	13,712	175,900	27,758	9 decile
462,877	29,608	2,791	297,736	7,956	13,612	375,708	29,315	10 decile
117,061	279,985	19,482	179,501	44,520	98,336	88,065	159,136	Jeju-si
38,738	31,718	25	46,912	36	10,347	9,824	14,559	1 decile
66,432	34,175	283	62,604	357	11,250	14,526	14,666	2 decile
75,389	32,446	456	76,176	555	11,425	18,691	17,696	3 decile
85,933	31,803	635	86,809	896	8,960	19,838	9,345	4 decile
99,064	27,648	1,288	99,870	1,790	9,364	31,290	14,850	5 decile
115,254	26,840	2,077	115,798	3,200	8,438	54,827	13,765	6 decile
138,429	26,985	3,008	139,043	5,579	10,420	85,535	18,450	7 decile
171,163	23,950	3,844	172,556	9,198	9,223	122,181	16,232	8 decile
223,239	21,370	5,579	224,930	16,466	9,311	175,942	18,835	9 decile
453,818	23,050	2,287	298,521	6,443	9,598	374,202	20,738	10 decile
115,735	90,370	5,314	171,183	12,444	42,451	89,951	70,150	Seogwipo-si
38,494	10,367	5	42,764	9	6,246	9,452	8,582	1 decile
66,536	12,025	71	61,390	85	4,769	14,701	6,560	2 decile
75,423	11,919	140	77,049	169	4,428	18,103	6,478	3 decile
85,902	11,208	208	87,080	293	2,476	19,869	2,641	4 decile
99,070	9,455	424	100,636	622	3,504	31,585	5,732	5 decile
115,239	8,498	639	116,039	1,078	3,084	54,223	5,421	6 decile
138,331	7,490	939	138,924	1,862	5,025	86,681	9,012	7 decile
171,138	7,025	1,029	172,184	2,582	4,504	122,167	8,224	8 decile
222,839	5,825	1,355	223,973	4,231	4,401	175,811	8,923	9 decile
492,303	6,558	504	294,176	1,513	4,014	379,309	8,577	10 decile

Note : 1) As of the end of the Year 2) Based on the resident place

3) While C.E. is based on estimated contribution S.E. is based on imposed contribution

4) Excluding contributions of the insured recently retired from the company and contributions imposed on the monthly incomes



## 제2장

# 진료실적 현황



제 2-1 표  
Table 2-1

시·군·구별  
Medical Treatment

구 분		진료실인원수 Patients	입내원일수 Visit	요양급여일수 Reimbursed Days	진료비 Medical Expense	급여비 Benefit
광	주	1,381,594	34,113,974	310,336,331	3,527,769,212	2,726,679,503
동	구	103,760	2,820,991	26,352,100	292,035,767	226,596,568
서	구	274,525	6,746,022	62,395,840	701,030,366	539,988,273
남	구	203,199	5,287,989	50,688,059	555,054,383	429,067,372
북	구	408,339	10,503,997	95,462,272	1,094,005,298	851,335,175
광	산	391,771	8,754,975	75,438,060	885,643,398	679,692,115
전	북	1,720,244	49,184,975	486,847,326	5,006,248,620	3,910,334,637
전	주	317,024	8,042,937	78,917,647	811,456,725	630,806,992
전	주	307,962	7,600,025	71,107,030	731,414,364	562,636,764
군	산	255,582	6,948,607	70,788,136	701,600,325	549,327,583
익	산	264,127	7,368,424	75,004,513	757,356,970	594,946,997
정	읍	102,163	3,369,515	32,818,701	348,085,194	274,705,576
남	원	75,560	2,481,103	24,172,372	244,917,850	192,704,521
김	제	81,255	2,889,089	27,705,305	300,955,216	239,772,862
완	주	97,065	2,740,057	26,924,243	284,120,855	221,359,371
진	안	24,074	824,123	8,859,666	87,957,830	68,602,947
무	주	22,867	681,251	8,131,706	73,472,000	57,007,262
장	수	20,720	680,080	7,497,497	75,249,074	58,505,251
임	실	25,707	956,558	9,487,525	97,927,019	76,432,653
순	창	26,343	967,360	9,288,465	99,964,287	77,487,158
고	창	51,225	1,829,822	17,955,357	202,885,282	158,271,168
부	안	48,570	1,806,024	18,189,163	188,885,629	147,767,531
전	남	1,773,279	51,230,015	496,990,555	5,437,254,485	4,220,992,293
목	포	207,731	5,904,288	54,569,295	620,507,133	487,393,701
여	수	265,715	7,671,841	71,037,216	779,540,741	601,826,984
순	천	270,060	6,339,613	60,893,241	673,895,733	519,903,836
나	주	115,921	3,307,826	30,306,462	348,779,621	270,461,710
광	양	148,457	3,200,200	31,566,514	324,500,600	248,268,393
담	양	44,687	1,407,689	13,960,871	153,408,629	119,061,486
곡	성	26,633	890,061	9,246,824	95,774,103	74,564,692
구	례	23,832	750,695	8,231,550	82,584,894	64,608,627
고	흥	60,393	2,096,147	22,201,887	234,713,081	184,614,629
보	성	36,998	1,214,714	13,129,160	141,207,563	110,480,811
화	순	60,090	1,799,451	17,776,993	208,819,697	161,972,118
장	흥	34,548	1,253,793	12,490,365	129,623,642	101,214,109
강	진	32,263	1,075,697	11,443,307	120,354,023	94,636,794
해	남	63,888	2,141,827	21,200,024	231,274,731	180,002,976
영	암	56,214	1,639,133	15,728,745	171,958,419	132,497,527
무	안	88,983	2,526,433	22,855,010	250,455,222	193,875,666
함	평	30,383	1,039,518	10,826,631	116,362,532	90,160,491
영	광	51,228	1,867,844	16,616,657	187,172,749	145,689,452
장	성	42,141	1,307,571	12,960,540	146,994,513	113,778,600
완	도	46,699	1,530,566	15,870,093	167,084,970	129,790,688
진	도	28,868	956,571	10,316,315	104,507,609	81,768,085
신	안	37,547	1,308,537	13,762,855	147,734,283	114,420,917
제	주	658,493	15,418,076	156,148,732	1,446,381,024	1,119,071,158
제	주	479,111	10,901,257	109,792,449	1,012,814,575	782,819,094
서	귀	179,382	4,516,819	46,356,283	433,566,449	336,252,063

주 : 진료일 기준(의료이용은 약국제외, 요양급여일수, 진료비와 급여비는 약국포함)이며, 의료급여 포함



# 진료실적 현황 (계)

## Activities by District (Total)

(단위 : 명, 일, 천원, 원)  
Unit : Person, Day, 1,000Won, WON

진료실인원수당		Per Patient		입내원1일당		요양급여1일당		Division
진료비 Medical Expense	급여비 Benefit	입내원일수 Visit	요양급여일수 Reimbursed Days	진료비 Medical Expense	급여비 Benefit	진료비 Medical Expense	급여비 Benefit	
<b>2,553,405</b>	<b>1,973,575</b>	<b>24.69</b>	<b>224.62</b>	<b>103,411</b>	<b>79,929</b>	<b>11,368</b>	<b>8,786</b>	<b>Gwangju</b>
2,814,531	2,183,853	27.19	253.97	103,522	80,325	11,082	8,599	Dong-gu
2,553,612	1,966,991	24.57	227.29	103,918	80,045	11,235	8,654	Seo-gu
2,731,580	2,111,562	26.02	249.45	104,965	81,140	10,950	8,465	Nam-gu
2,679,159	2,084,874	25.72	233.78	104,151	81,049	11,460	8,918	Buk-gu
2,260,615	1,734,922	22.35	192.56	101,159	77,635	11,740	9,010	Gwangsan-gu
<b>2,910,197</b>	<b>2,273,128</b>	<b>28.59</b>	<b>283.01</b>	<b>101,784</b>	<b>79,503</b>	<b>10,283</b>	<b>8,032</b>	<b>Jeonbuk</b>
2,559,607	1,989,777	25.37	248.93	100,891	78,430	10,282	7,993	Wansan-gu
2,375,015	1,826,968	24.68	230.90	96,238	74,031	10,286	7,913	Deokjin-gu
2,745,109	2,149,320	27.19	276.97	100,970	79,056	9,911	7,760	Gunsan-si
2,867,397	2,252,504	27.90	283.97	102,784	80,743	10,097	7,932	Iksan-si
3,407,155	2,688,895	32.98	321.24	103,304	81,527	10,606	8,370	Jeongeup-si
3,241,369	2,550,351	32.84	319.91	98,713	77,669	10,132	7,972	Namwon-si
3,703,836	2,950,869	35.56	340.97	104,170	82,993	10,863	8,654	Gimje-si
2,927,120	2,280,527	28.23	277.38	103,692	80,786	10,553	8,222	Wanju-gun
3,653,644	2,849,670	34.23	368.02	106,729	83,244	9,928	7,743	Jinan-gun
3,213,014	2,492,993	29.79	355.61	107,849	83,680	9,035	7,010	Muju-gun
3,631,712	2,823,613	32.82	361.85	110,647	86,027	10,037	7,803	Jangsu-gun
3,809,352	2,973,223	37.21	369.06	102,374	79,904	10,322	8,056	Imsil-gun
3,794,719	2,941,471	36.72	352.60	103,337	80,102	10,762	8,342	Sunchang-gun
3,960,669	3,089,725	35.72	350.52	110,877	86,495	11,299	8,815	Gochang-gun
3,888,936	3,042,362	37.18	374.49	104,586	81,819	10,385	8,124	Buan-gun
<b>3,066,215</b>	<b>2,380,332</b>	<b>28.89</b>	<b>280.27</b>	<b>106,134</b>	<b>82,393</b>	<b>10,940</b>	<b>8,493</b>	<b>Jeonnam</b>
2,987,070	2,346,273	28.42	262.69	105,094	82,549	11,371	8,932	Mokpo-si
2,933,748	2,264,934	28.87	267.34	101,611	78,446	10,974	8,472	Yeosu-si
2,495,356	1,925,142	23.47	225.48	106,299	82,009	11,067	8,538	Suncheon-si
3,008,770	2,333,155	28.54	261.44	105,441	81,764	11,508	8,924	Naju-si
2,185,822	1,672,325	21.56	212.63	101,400	77,579	10,280	7,865	Gwangyang-si
3,432,959	2,664,343	31.50	312.41	108,979	84,579	10,988	8,528	Damyang-gun
3,596,069	2,799,711	33.42	347.19	107,604	83,775	10,358	8,064	Gokseong-gun
3,465,294	2,711,003	31.50	345.40	110,011	86,065	10,033	7,849	Gurye-gun
3,886,429	3,056,888	34.71	367.62	111,974	88,073	10,572	8,315	Goheung-gun
3,816,627	2,986,129	32.83	354.86	116,248	90,952	10,755	8,415	Boseong-gun
3,475,116	2,695,492	29.95	295.84	116,046	90,012	11,747	9,111	Hwasun-gun
3,751,987	2,929,666	36.29	361.54	103,385	80,726	10,378	8,103	Jangheung-gun
3,730,404	2,933,292	33.34	354.69	111,885	87,977	10,517	8,270	Gangjin-gun
3,620,003	2,817,477	33.52	331.83	107,980	84,042	10,909	8,491	Haenam-gun
3,058,996	2,357,020	29.16	279.80	104,908	80,834	10,933	8,424	Yeongam-gun
2,814,641	2,178,794	28.39	256.85	99,134	76,739	10,958	8,483	Muan-gun
3,829,857	2,967,465	34.21	356.34	111,939	86,733	10,748	8,328	Hampyeong-gun
3,653,720	2,843,942	36.46	324.37	100,208	77,999	11,264	8,768	Yeonggwang-gun
3,488,159	2,699,950	31.03	307.55	112,418	87,015	11,342	8,779	Jangseong-gun
3,577,913	2,779,303	32.78	339.84	109,165	84,799	10,528	8,178	Wando-gun
3,620,189	2,832,482	33.14	357.36	109,252	85,480	10,130	7,926	Jindo-gun
3,934,649	3,047,405	34.85	366.55	112,900	87,442	10,734	8,314	Sinan-gun
<b>2,196,502</b>	<b>1,699,443</b>	<b>23.41</b>	<b>237.13</b>	<b>93,811</b>	<b>72,582</b>	<b>9,263</b>	<b>7,167</b>	<b>Jeju</b>
2,113,946	1,633,899	22.75	229.16	92,908	71,810	9,225	7,130	Jeju-si
2,417,001	1,874,503	25.18	258.42	95,989	74,444	9,353	7,254	Seogwipo-si

Note : Based on the Treatments(excluding pharmacy from Medical Service Use, including pharmacy in Treatment Days/Medical Expense /Benefit Amount) including Medical aid

제 2-2 표  
Table 2-2

시·군·구별  
Medical Treatment

구 분		진료실인원수 Patients	입내원일수 Visit	요양급여일수 Reimbursed Days	진료비 Medical Expense	급여비 Benefit
광	주	1,322,790	30,498,995	282,709,279	3,138,088,762	2,350,323,682
동	구	98,969	2,514,416	24,090,008	260,881,125	196,487,490
서	구	263,124	6,051,296	57,027,602	625,333,844	466,975,507
남	구	194,657	4,771,663	46,655,884	500,088,708	375,938,214
북	구	387,807	9,190,746	85,271,774	952,368,447	714,401,652
광	산	378,233	7,970,874	69,664,011	799,416,638	596,520,819
전	북	1,642,789	43,873,773	446,379,410	4,449,328,950	3,370,464,273
전	주	303,261	7,172,920	72,023,077	719,339,810	541,580,644
전	주	297,900	6,999,247	66,493,962	668,249,108	501,641,092
군	산	244,717	6,213,046	64,604,526	622,221,691	472,163,332
익	산	250,386	6,508,349	67,665,683	662,676,985	502,976,810
정	읍	96,453	2,933,808	29,743,378	302,790,504	230,818,836
남	원	71,327	2,171,690	21,941,224	215,499,254	164,175,896
김	제	76,073	2,458,355	24,797,040	256,727,814	196,821,706
완	주	92,729	2,430,950	24,789,428	251,924,994	190,254,381
진	안	22,996	743,490	8,275,351	79,617,080	60,521,544
무	주	21,971	620,721	7,659,603	67,365,878	51,081,985
장	수	19,824	620,032	7,020,657	69,128,116	52,564,769
임	실	24,501	857,976	8,883,465	88,980,163	67,765,092
순	창	25,220	885,871	8,760,621	92,082,753	69,873,504
고	창	49,002	1,645,190	16,848,206	183,147,275	139,189,812
부	안	46,429	1,612,128	16,873,189	169,577,525	129,034,869
전	남	1,709,379	46,487,440	464,005,986	4,935,375,706	3,735,073,565
목	포	197,594	5,210,676	49,258,562	542,288,544	411,835,915
여	수	257,649	7,036,120	66,596,193	712,446,849	536,705,903
순	천	263,722	5,882,491	57,824,622	622,619,568	470,294,049
나	주	111,528	2,968,483	28,040,137	314,366,880	237,098,296
광	양	145,521	3,011,527	30,196,940	304,597,926	228,993,678
담	양	43,029	1,284,320	13,164,758	140,968,725	106,985,326
곡	성	25,299	793,034	8,533,509	85,480,818	64,564,861
구	례	22,697	675,466	7,637,598	74,721,298	56,979,497
고	흥	57,267	1,859,942	20,657,264	208,481,758	159,194,119
보	성	35,073	1,072,489	12,167,719	126,641,454	96,395,226
화	순	57,868	1,633,483	16,678,853	189,948,614	143,671,774
장	흥	32,717	1,104,523	11,548,250	115,773,196	87,864,428
강	진	30,602	953,941	10,596,421	107,305,932	81,997,606
해	남	61,020	1,912,313	19,663,339	208,392,943	157,903,240
영	암	54,504	1,511,843	14,903,395	158,928,114	119,895,817
무	안	86,548	2,329,376	21,468,504	229,547,205	173,551,450
함	평	28,952	945,123	10,131,339	106,741,493	80,882,281
영	광	48,839	1,674,723	15,310,153	168,833,242	127,916,439
장	성	40,519	1,190,847	12,140,235	135,271,513	102,424,002
완	도	44,889	1,391,688	14,930,541	151,899,434	115,122,642
진	도	27,482	852,860	9,577,604	94,263,812	71,879,962
신	안	36,060	1,192,172	12,980,050	135,856,388	102,917,055
제	주	638,604	14,382,887	146,380,376	1,334,256,299	1,010,367,008
제	주	464,918	10,179,511	102,879,575	934,431,420	706,903,836
서	귀	173,686	4,203,376	43,500,801	399,824,880	303,463,172

주 : 진료일 기준(의료이용은 약국제외, 요양급여일수, 진료비와 급여비는 약국포함)이며, 의료급여 포함

# 진료실적 현황 (건강보험)

## Activities by District (Health Insurance)

(단위 : 명, 일, 천원, 원)  
Unit : Person, Day, 1,000Won, WON

진료실인원수당 Per Patient				입내원1일당 Per Visit		요양급여1일당 Per reimbursed day		Division
진료비 Medical Expense	급여비 Benefit	입내원일수 Visit	요양급여일수 Reimbursed Days	진료비 Medical Expense	급여비 Benefit	진료비 Medical Expense	급여비 Benefit	
<b>2,372,326</b>	<b>1,776,793</b>	<b>23.06</b>	<b>213.72</b>	<b>102,892</b>	<b>77,062</b>	<b>11,100</b>	<b>8,314</b>	<b>Gwangju</b>
2,635,988	1,985,344	25.41	243.41	103,754	78,144	10,829	8,156	Dong-gu
2,376,575	1,774,736	23.00	216.73	103,339	77,170	10,965	8,189	Seo-gu
2,569,076	1,931,285	24.51	239.68	104,804	78,786	10,719	8,058	Nam-gu
2,455,779	1,842,158	23.70	219.88	103,623	77,731	11,169	8,378	Buk-gu
2,113,556	1,577,125	21.07	184.18	100,292	74,838	11,475	8,563	Gwangsan-gu
<b>2,708,400</b>	<b>2,051,672</b>	<b>26.71</b>	<b>271.72</b>	<b>101,412</b>	<b>76,822</b>	<b>9,968</b>	<b>7,551</b>	<b>Jeonbuk</b>
2,372,016	1,785,857	23.65	237.50	100,285	75,504	9,988	7,520	Wansan-gu
2,243,199	1,683,924	23.50	223.21	95,474	71,671	10,050	7,544	Deokjin-gu
2,542,617	1,929,426	25.39	264.00	100,148	75,995	9,631	7,309	Gunsan-si
2,646,622	2,008,806	25.99	270.25	101,820	77,282	9,793	7,433	Iksan-si
3,139,254	2,393,071	30.42	308.37	103,207	78,676	10,180	7,760	Jeongeup-si
3,021,286	2,301,736	30.45	307.61	99,231	75,598	9,822	7,483	Namwon-si
3,374,756	2,587,274	32.32	325.96	104,431	80,062	10,353	7,937	Gimje-si
2,716,788	2,051,725	26.22	267.33	103,632	78,263	10,163	7,675	Wanju-gun
3,462,214	2,631,829	32.33	359.86	107,086	81,402	9,621	7,313	Jinan-gun
3,066,127	2,324,973	28.25	348.62	108,528	82,295	8,795	6,669	Muju-gun
3,487,092	2,651,572	31.28	354.15	111,491	84,778	9,846	7,487	Jangsu-gun
3,631,695	2,765,809	35.02	362.58	103,709	78,983	10,016	7,628	Imsil-gun
3,651,180	2,770,559	35.13	347.37	103,946	78,875	10,511	7,976	Sunchang-gun
3,737,547	2,840,492	33.57	343.83	111,323	84,604	10,870	8,261	Gochang-gun
3,652,405	2,779,187	34.72	363.42	105,189	80,040	10,050	7,647	Buan-gun
<b>2,887,233</b>	<b>2,185,047</b>	<b>27.20</b>	<b>271.45</b>	<b>106,166</b>	<b>80,346</b>	<b>10,636</b>	<b>8,050</b>	<b>Jeonnam</b>
2,744,459	2,084,253	26.37	249.29	104,073	79,037	11,009	8,361	Mokpo-si
2,765,184	2,083,089	27.31	258.48	101,256	76,279	10,698	8,059	Yeosu-si
2,360,894	1,783,295	22.31	219.26	105,843	79,948	10,767	8,133	Suncheon-si
2,818,726	2,125,908	26.62	251.42	105,902	79,872	11,211	8,456	Naju-si
2,093,154	1,573,613	20.69	207.51	101,144	76,039	10,087	7,583	Gwangyang-si
3,276,133	2,486,354	29.85	305.95	109,761	83,301	10,708	8,127	Damyang-gun
3,378,822	2,552,072	31.35	337.31	107,790	81,415	10,017	7,566	Gokseong-gun
3,292,122	2,510,442	29.76	336.50	110,622	84,356	9,783	7,460	Gurye-gun
3,640,522	2,779,858	32.48	360.72	112,090	85,591	10,092	7,706	Goheung-gun
3,610,796	2,748,417	30.58	346.93	118,082	89,880	10,408	7,922	Boseong-gun
3,282,447	2,482,750	28.23	288.22	116,284	87,954	11,389	8,614	Hwasun-gun
3,538,625	2,685,589	33.76	352.97	104,817	79,550	10,025	7,608	Jangheung-gun
3,506,501	2,679,485	31.17	346.27	112,487	85,957	10,127	7,738	Gangjin-gun
3,415,158	2,587,729	31.34	322.24	108,974	82,572	10,598	8,030	Haenam-gun
2,915,898	2,199,762	27.74	273.44	105,122	79,304	10,664	8,045	Yeongam-gun
2,652,253	2,005,262	26.91	248.05	98,545	74,506	10,692	8,084	Muan-gun
3,686,844	2,793,668	32.64	349.94	112,939	85,579	10,536	7,983	Hampyeong-gun
3,456,935	2,619,145	34.29	313.48	100,813	76,381	11,028	8,355	Yeonggwang-gun
3,338,471	2,527,802	29.39	299.62	113,593	86,009	11,142	8,437	Jangseong-gun
3,383,890	2,564,607	31.00	332.61	109,148	82,722	10,174	7,711	Wando-gun
3,430,020	2,615,529	31.03	348.50	110,527	84,281	9,842	7,505	Jindo-gun
3,767,509	2,854,050	33.06	359.96	113,957	86,327	10,467	7,929	Sinan-gun
<b>2,089,333</b>	<b>1,582,150</b>	<b>22.52</b>	<b>229.22</b>	<b>92,767</b>	<b>70,248</b>	<b>9,115</b>	<b>6,902</b>	<b>Jeju</b>
2,009,884	1,520,491	21.90	221.29	91,795	69,444	9,083	6,871	Jeju-si
2,301,998	1,747,194	24.20	250.46	95,120	72,195	9,191	6,976	Seogwipo-si

Note : Based on the Treatments(excluding pharmacy from Medical Service Use, including pharmacy in Treatment Days/Medical Expense /Benefit Amount) including Medical aid

제 2-3 표  
Table 2-3

시·군·구별  
Medical Treatment

구 분		진료실인원수 Patients	입내원일수 Visit	요양급여일수 Reimbursed Days	진료비 Medical Expense	급여비 Benefit
광	주	40,551	3,105,677	23,724,299	345,441,746	335,574,716
동	구	3,537	270,058	1,964,901	27,828,889	27,053,651
서	구	7,948	599,415	4,644,554	67,419,660	65,401,328
남	구	6,034	448,509	3,488,171	49,046,832	47,647,994
북	구	14,192	1,129,531	8,784,000	125,660,992	122,192,781
광	산	8,840	658,164	4,842,673	75,485,374	73,278,962
전	북	58,241	4,765,817	35,953,635	512,533,627	498,687,293
전	주	9,796	765,278	6,048,368	83,713,920	81,428,023
전	주	6,483	509,284	3,865,952	55,831,044	54,218,139
군	산	8,467	663,796	5,573,492	73,608,169	71,801,292
익	산	10,200	761,796	6,467,510	86,502,715	84,330,793
정	읍	4,458	396,718	2,770,105	41,941,888	40,792,916
남	원	3,238	281,112	2,001,307	27,362,247	26,591,005
김	제	4,176	397,507	2,633,660	41,482,602	40,396,737
완	주	3,376	280,141	1,912,109	29,879,180	28,967,034
진	안	907	74,581	536,846	7,811,567	7,606,893
무	주	760	56,467	441,206	5,728,454	5,580,377
장	수	699	54,789	427,500	5,613,613	5,466,990
임	실	1,011	92,168	556,746	8,532,267	8,276,645
순	창	862	72,072	447,221	7,056,513	6,848,204
고	창	1,913	175,162	1,033,792	18,898,909	18,332,333
부	안	1,895	184,946	1,237,821	18,570,538	18,049,912
전	남	53,121	4,401,367	30,410,295	472,054,206	458,552,170
목	포	7,430	604,114	4,645,777	70,107,597	68,145,445
여	수	6,891	604,647	4,198,542	64,467,260	62,699,620
순	천	5,200	421,759	2,812,284	47,867,694	46,476,380
나	주	3,813	322,266	2,139,822	32,935,786	32,005,925
광	양	2,303	169,163	1,229,556	18,357,953	17,844,041
담	양	1,389	114,838	734,985	11,756,967	11,448,004
곡	성	1,159	91,208	664,491	9,870,513	9,610,232
구	례	938	69,370	541,055	7,406,288	7,211,783
고	흥	2,799	225,768	1,464,324	25,109,719	24,409,243
보	성	1,683	134,854	909,746	13,911,832	13,484,478
화	순	1,882	157,156	1,025,550	18,092,681	17,582,463
장	흥	1,497	138,393	859,758	12,982,360	12,552,283
강	진	1,356	112,809	766,904	12,252,804	11,900,808
해	남	2,442	212,242	1,414,374	21,387,315	20,737,148
영	암	1,459	118,373	763,767	12,186,506	11,822,138
무	안	2,165	189,151	1,321,114	20,277,369	19,742,100
함	평	1,252	87,780	651,187	9,112,910	8,804,167
영	광	2,006	178,143	1,213,203	17,228,018	16,762,253
장	성	1,427	111,225	779,956	11,270,417	10,938,604
완	도	1,604	132,273	882,253	14,517,548	14,060,248
진	도	1,153	94,761	660,885	9,586,475	9,281,666
신	안	1,273	111,074	730,762	11,368,196	11,033,140
제	주	14,357	891,201	8,555,376	100,611,029	98,063,820
제	주	10,100	618,825	6,036,702	70,083,284	68,245,640
서	귀	4,257	272,376	2,518,674	30,527,746	29,818,180

주 : 진료일 기준(의료이용은 약국제외, 요양급여일수, 진료비와 급여비는 약국포함)이며, 의료급여 포함

# 진료실적 현황 (의료급여 1종)

## Activities by District (Medical Aid Class 1)

(단위 : 명, 일, 천원, 원)  
Unit : Person, Day, 1,000Won, WON

진료실인원수당 Per Patient				입내원1일당 Per Visit		요양급여1일당 Per reimbursed day		Division
진료비 Medical Expense	급여비 Benefit	입내원일수 Visit	요양급여일수 Reimbursed Days	진료비 Medical Expense	급여비 Benefit	진료비 Medical Expense	급여비 Benefit	
<b>8,518,699</b>	<b>8,275,375</b>	<b>76.59</b>	<b>585.05</b>	<b>111,229</b>	<b>108,052</b>	<b>14,561</b>	<b>14,145</b>	<b>Gwangju</b>
7,867,936	7,648,756	76.35	555.53	103,048	100,177	14,163	13,768	Dong-gu
8,482,594	8,228,652	75.42	584.37	112,476	109,109	14,516	14,081	Seo-gu
8,128,411	7,896,585	74.33	578.09	109,355	106,236	14,061	13,660	Nam-gu
8,854,354	8,609,976	79.59	618.94	111,251	108,180	14,306	13,911	Buk-gu
8,539,069	8,289,475	74.45	547.81	114,691	111,338	15,588	15,132	Gwangsan-gun
<b>8,800,220</b>	<b>8,562,478</b>	<b>81.83</b>	<b>617.33</b>	<b>107,544</b>	<b>104,638</b>	<b>14,255</b>	<b>13,870</b>	<b>Jeonbuk</b>
8,545,725	8,312,375	78.12	617.43	109,390	106,403	13,841	13,463	Wansan-gu
8,611,915	8,363,125	78.56	596.32	109,627	106,460	14,442	14,025	Deokjin-gu
8,693,536	8,480,134	78.40	658.26	110,890	108,168	13,207	12,883	Gunsan-si
8,480,658	8,267,725	74.69	634.07	113,551	110,700	13,375	13,039	Iksan-si
9,408,230	9,150,497	88.99	621.38	105,722	102,826	15,141	14,726	Jeongeup-si
8,450,354	8,212,170	86.82	618.07	97,336	94,592	13,672	13,287	Namwon-si
9,933,573	9,673,548	95.19	630.67	104,357	101,625	15,751	15,339	Gimje-si
8,850,468	8,580,283	82.98	566.38	106,658	103,402	15,626	15,149	Wanju-gun
8,612,533	8,386,872	82.23	591.89	104,739	101,995	14,551	14,170	Jinan-gun
7,537,440	7,342,602	74.30	580.53	101,448	98,825	12,984	12,648	Muju-gun
8,030,920	7,821,158	78.38	611.59	102,459	99,783	13,131	12,788	Jangsu-gun
8,439,433	8,186,592	91.17	550.69	92,573	89,800	15,325	14,866	Imsil-gun
8,186,211	7,944,553	83.61	518.82	97,909	95,019	15,779	15,313	Sunchang-gun
9,879,200	9,583,028	91.56	540.40	107,894	104,659	18,281	17,733	Gochang-gun
9,799,756	9,525,020	97.60	653.20	100,411	97,596	15,003	14,582	Buan-gun
<b>8,886,395</b>	<b>8,632,220</b>	<b>82.86</b>	<b>572.47</b>	<b>107,252</b>	<b>104,184</b>	<b>15,523</b>	<b>15,079</b>	<b>Jeonnam</b>
9,435,747	9,171,661	81.31	625.27	116,050	112,802	15,091	14,668	Mokpo-si
9,355,284	9,098,769	87.74	609.28	106,620	103,696	15,355	14,934	Yeosu-si
9,205,326	8,937,765	81.11	540.82	113,495	110,197	17,021	16,526	Suncheon-si
8,637,762	8,393,896	84.52	561.19	102,201	99,315	15,392	14,957	Naju-si
7,971,321	7,748,172	73.45	533.89	108,522	105,484	14,931	14,513	Gwangyang-si
8,464,339	8,241,904	82.68	529.15	102,379	99,688	15,996	15,576	Damyang-gun
8,516,405	8,291,831	78.70	573.33	108,220	105,366	14,854	14,463	Gokseong-gun
7,895,829	7,688,468	73.96	576.82	106,765	103,961	13,689	13,329	Gurye-gun
8,970,961	8,720,701	80.66	523.16	111,219	108,116	17,148	16,669	Goheung-gun
8,266,092	8,012,168	80.13	540.55	103,162	99,993	15,292	14,822	Boseong-gun
9,613,540	9,342,435	83.50	544.93	115,126	111,879	17,642	17,144	Hwasun-gun
8,672,251	8,384,959	92.45	574.32	93,808	90,700	15,100	14,600	Jangheung-gun
9,035,991	8,776,407	83.19	565.56	108,615	105,495	15,977	15,518	Gangjin-gun
8,758,114	8,491,871	86.91	579.19	100,769	97,705	15,121	14,662	Haenam-gun
8,352,643	8,102,905	81.13	523.49	102,950	99,872	15,956	15,479	Yeongam-gun
9,365,990	9,118,753	87.37	610.21	107,202	104,372	15,349	14,944	Muan-gun
7,278,682	7,032,082	70.11	520.12	103,815	100,298	13,994	13,520	Hampyeong-gun
8,588,244	8,356,058	88.81	604.79	96,709	94,094	14,200	13,817	Yeonggwang-gun
7,897,979	7,665,455	77.94	546.57	101,330	98,347	14,450	14,025	Jangseong-gun
9,050,840	8,765,741	82.46	550.03	109,754	106,297	16,455	15,937	Wando-gun
8,314,376	8,050,014	82.19	573.19	101,165	97,948	14,506	14,044	Jindo-gun
8,930,240	8,667,038	87.25	574.05	102,348	99,331	15,557	15,098	Sinan-gun
<b>7,007,803</b>	<b>6,830,384</b>	<b>62.07</b>	<b>595.90</b>	<b>112,894</b>	<b>110,036</b>	<b>11,760</b>	<b>11,462</b>	<b>Jeju</b>
6,938,939	6,756,994	61.27	597.69	113,252	110,283	11,610	11,305	Jeju-si
7,171,188	7,004,506	63.98	591.65	112,079	109,474	12,121	11,839	Seogwipo-si

Note : Based on the Treatments(excluding pharmacy from Medical Service Use, including pharmacy in Treatment Days/Medical Expense /Benefit Amount) including Medical aid

제 2-4 표  
Table 2-4

시·군·구별  
Medical Treatment

구 분		진료실인원수 Patients	입내원일수 Visit	요양급여일수 Reimbursed Days	진료비 Medical Expense	급여비 Benefit
광	주	18,253	509,302	3,902,753	44,238,704	40,781,105
동	구	1,254	36,517	297,191	3,325,754	3,055,427
서	구	3,453	95,311	723,684	8,276,862	7,611,439
남	구	2,508	67,817	544,004	5,918,844	5,481,164
북	구	6,340	183,720	1,406,498	15,975,858	14,740,743
광	산	4,698	125,937	931,376	10,741,386	9,892,333
전	북	19,214	545,385	4,514,281	44,386,043	41,183,070
전	주	3,967	104,739	846,202	8,402,996	7,798,325
전	주	3,579	91,494	747,116	7,334,212	6,777,533
군	산	2,398	71,765	610,118	5,770,465	5,362,959
익	산	3,541	98,279	871,320	8,177,270	7,639,393
정	읍	1,252	38,989	305,218	3,352,801	3,093,824
남	원	995	28,301	229,841	2,056,348	1,937,620
김	제	1,006	33,227	274,605	2,744,800	2,554,420
완	주	960	28,966	222,706	2,316,681	2,137,956
진	안	171	6,052	47,469	529,183	474,510
무	주	136	4,063	30,897	377,668	344,899
장	수	197	5,259	49,340	507,345	473,493
임	실	195	6,414	47,314	414,589	390,916
순	창	261	9,417	80,623	825,020	765,450
고	창	310	9,470	73,359	839,098	749,023
부	안	246	8,950	78,153	737,567	682,750
전	남	10,779	341,208	2,574,274	29,824,573	27,366,558
목	포	2,707	89,498	664,956	8,110,992	7,412,342
여	수	1,175	31,074	242,481	2,626,631	2,421,461
순	천	1,138	35,363	256,335	3,408,471	3,133,407
나	주	580	17,077	126,503	1,476,954	1,357,490
광	양	633	19,510	140,018	1,544,721	1,430,674
담	양	269	8,531	61,128	682,937	628,155
곡	성	175	5,819	48,824	422,772	389,599
구	례	197	5,859	52,897	457,308	417,347
고	흥	327	10,437	80,299	1,121,605	1,011,268
보	성	242	7,371	51,695	654,276	601,106
화	순	340	8,812	72,590	778,401	717,881
장	흥	334	10,877	82,357	868,086	797,398
강	진	305	8,947	79,982	795,286	738,380
해	남	426	17,272	122,311	1,494,473	1,362,587
영	암	251	8,917	61,583	843,799	779,573
무	안	270	7,906	65,392	630,649	582,116
함	평	179	6,615	44,105	508,129	474,042
영	광	383	14,978	93,301	1,111,489	1,010,760
장	성	195	5,499	40,349	452,584	415,994
완	도	206	6,605	57,299	667,988	607,797
진	도	233	8,950	77,826	657,322	606,458
신	안	214	5,291	52,043	509,699	470,723
제	주	5,532	143,988	1,212,980	11,513,695	10,640,329
제	주	4,093	102,921	876,172	8,299,871	7,669,618
서	귀	1,439	41,067	336,808	3,213,823	2,970,712

주 : 진료일 기준(의료이용은 약국제외, 요양급여일수, 진료비와 급여비는 약국포함)이며, 의료급여 포함

## 진료실적 현황 (의료급여 2종)

### Activities by District (Medical Aid Class 2)

(단위 : 명, 일, 천원, 원)  
Unit : Person, Day, 1,000Won, WON

진료실인원수당 Per Patient				입내원1일당 Per Visit		요양급여1일당 Per reimbursed day		Division
진료비 Medical Expense	급여비 Benefit	입내원일수 Visit	요양급여일수 Reimbursed Days	진료비 Medical Expense	급여비 Benefit	진료비 Medical Expense	급여비 Benefit	
<b>2,423,640</b>	<b>2,234,214</b>	<b>27.90</b>	<b>213.81</b>	<b>86,861</b>	<b>80,073</b>	<b>11,335</b>	<b>10,449</b>	<b>Gwangju</b>
2,652,116	2,436,544	29.12	236.99	91,074	83,671	11,191	10,281	Dong-gu
2,397,006	2,204,297	27.60	209.58	86,841	79,859	11,437	10,518	Seo-gu
2,359,986	2,185,472	27.04	216.91	87,277	80,823	10,880	10,076	Nam-gu
2,519,851	2,325,038	28.98	221.85	86,958	80,235	11,359	10,480	Buk-gu
2,286,374	2,105,648	26.81	198.25	85,292	78,550	11,533	10,621	Gwangsan-gun
<b>2,310,089</b>	<b>2,143,389</b>	<b>28.38</b>	<b>234.95</b>	<b>81,385</b>	<b>75,512</b>	<b>9,832</b>	<b>9,123</b>	<b>Jeonbuk</b>
2,118,224	1,965,799	26.40	213.31	80,228	74,455	9,930	9,216	Wansan-gu
2,049,235	1,893,695	25.56	208.75	80,161	74,076	9,817	9,072	Deokjin-gu
2,406,366	2,236,430	29.93	254.43	80,408	74,729	9,458	8,790	Gunsan-si
2,309,311	2,157,411	27.75	246.07	83,205	77,732	9,385	8,768	Iksan-si
2,677,956	2,471,105	31.14	243.78	85,994	79,351	10,985	10,136	Jeongeup-si
2,066,682	1,947,357	28.44	231.00	72,660	68,465	8,947	8,430	Namwon-si
2,728,430	2,539,184	33.03	272.97	82,608	76,878	9,995	9,302	Gimje-si
2,413,209	2,227,037	30.17	231.99	79,979	73,809	10,402	9,600	Wanju-gun
3,094,638	2,774,915	35.39	277.60	87,439	78,406	11,148	9,996	Jinan-gun
2,776,974	2,536,022	29.88	227.18	92,953	84,888	12,223	11,163	Muju-gun
2,575,357	2,403,515	26.70	250.46	96,472	90,035	10,283	9,597	Jangsu-gun
2,126,100	2,004,697	32.89	242.64	64,638	60,947	8,763	8,262	Imsil-gun
3,160,996	2,932,757	36.08	308.90	87,610	81,284	10,233	9,494	Sunchang-gun
2,706,767	2,416,204	30.55	236.64	88,606	79,094	11,438	10,210	Gochang-gun
2,998,238	2,775,408	36.38	317.70	82,410	76,285	9,437	8,736	Buan-gun
<b>2,766,915</b>	<b>2,538,877</b>	<b>31.65</b>	<b>238.82</b>	<b>87,409</b>	<b>80,205</b>	<b>11,586</b>	<b>10,631</b>	<b>Jeonnam</b>
2,996,303	2,738,213	33.06	245.64	90,628	82,821	12,198	11,147	Mokpo-si
2,235,431	2,060,817	26.45	206.37	84,528	77,926	10,832	9,986	Yeosu-si
2,995,141	2,753,434	31.07	225.25	96,385	88,607	13,297	12,224	Suncheon-si
2,546,473	2,340,500	29.44	218.11	86,488	79,492	11,675	10,731	Naju-si
2,440,317	2,260,148	30.82	221.20	79,176	73,330	11,032	10,218	Gwangyang-si
2,538,800	2,335,150	31.71	227.24	80,054	73,632	11,172	10,276	Damyang-gun
2,415,841	2,226,278	33.25	278.99	72,654	66,953	8,659	7,980	Gokseong-gun
2,321,361	2,118,512	29.74	268.51	78,052	71,232	8,645	7,890	Gurye-gun
3,429,983	3,092,562	31.92	245.56	107,464	96,893	13,968	12,594	Goheung-gun
2,703,622	2,483,910	30.46	213.62	88,764	81,550	12,656	11,628	Boseong-gun
2,289,416	2,111,415	25.92	213.50	88,334	81,466	10,723	9,890	Hwasun-gun
2,599,060	2,387,420	32.57	246.58	79,809	73,311	10,541	9,682	Jangheung-gun
2,607,496	2,420,919	29.33	262.24	88,889	82,528	9,943	9,232	Gangjin-gun
3,508,152	3,198,562	40.54	287.12	86,526	78,890	12,219	11,140	Haenam-gun
3,361,747	3,105,867	35.53	245.35	94,628	87,425	13,702	12,659	Yeongam-gun
2,335,736	2,155,986	29.28	242.19	79,768	73,630	9,644	8,902	Muan-gun
2,838,711	2,648,281	36.96	246.40	76,815	71,662	11,521	10,748	Hampyeong-gun
2,902,061	2,639,060	39.11	243.61	74,208	67,483	11,913	10,833	Yeonggwang-gun
2,320,944	2,133,302	28.20	206.92	82,303	75,649	11,217	10,310	Jangseong-gun
3,242,661	2,950,472	32.06	278.15	101,134	92,021	11,658	10,607	Wando-gun
2,821,123	2,602,822	38.41	334.02	73,444	67,761	8,446	7,792	Jindo-gun
2,381,773	2,199,639	24.72	243.19	96,333	88,967	9,794	9,045	Sinan-gun
<b>2,081,290</b>	<b>1,923,415</b>	<b>26.03</b>	<b>219.27</b>	<b>79,963</b>	<b>73,897</b>	<b>9,492</b>	<b>8,772</b>	<b>Jeju</b>
2,027,821	1,873,838	25.15	214.07	80,643	74,519	9,473	8,754	Jeju-si
2,233,373	2,064,428	28.54	234.06	78,258	72,338	9,542	8,820	Seogwipo-si

Note : Based on the Treatments(excluding pharmacy from Medical Service Use, including pharmacy in Treatment Days/Medical Expense /Benefit Amount) including Medical aid





## 제 3 장

# 관내 및 관외 진료실적 현황



제 3-1 표  
Table 3-1

시·군·구별  
Medical Treatment

구 분		진료실인원수 Patients	입내원일수 Visit	요양급여일수 Reimbursed Days	진료비 Medical Expense	급여비 Benefit
광주		1,346,374	31,039,677	282,880,376	2,984,336,045	2,274,529,252
동구		85,964	1,404,887	13,192,546	124,318,209	96,382,504
서구		247,955	3,889,362	33,865,177	301,148,874	226,058,470
남구		177,125	2,926,594	28,370,846	237,697,328	180,197,188
북구		365,145	6,556,064	56,855,882	531,391,929	407,052,391
광산구		362,047	6,030,100	49,428,064	483,267,247	362,540,614
전북		1,656,183	44,768,001	437,879,048	4,187,167,075	3,254,389,153
전주시완산구		295,580	5,929,376	56,789,815	502,838,675	385,893,254
전주시덕진구		283,036	5,106,545	48,683,030	450,110,581	343,911,833
군산시		241,158	5,741,911	56,338,326	456,551,807	352,276,680
익산시		246,727	6,097,958	63,063,497	571,602,298	445,421,191
정읍시		92,489	2,442,198	22,969,764	183,573,197	143,100,796
남원시		68,798	1,833,754	17,346,129	123,106,286	95,627,566
김제시		64,551	1,794,070	15,429,960	126,663,562	102,120,009
완주군		67,532	1,021,063	8,648,627	57,391,737	45,035,001
진안군		17,785	353,026	3,987,309	21,263,929	16,307,940
무주군		19,079	333,288	3,912,241	17,121,335	13,053,533
장수군		15,874	266,316	3,183,400	14,830,194	11,502,900
임실군		19,031	415,881	3,742,474	20,396,395	16,022,864
순창군		20,262	517,523	4,748,301	31,299,430	24,178,911
고창군		44,038	1,140,335	10,250,142	88,546,088	68,628,113
부안군		42,150	1,232,622	12,010,290	87,239,687	67,312,627
전남		1,643,090	41,246,850	384,467,377	3,641,606,750	2,819,254,850
목포시		195,626	4,843,996	44,197,311	437,565,714	339,214,973
여수시		252,014	6,395,106	58,124,352	522,221,719	394,014,092
순천시		256,311	5,142,320	49,264,155	465,870,732	352,027,974
나주시		99,376	2,070,925	17,246,573	153,719,657	118,099,629
광양시		131,780	1,964,780	18,780,723	132,840,068	98,433,031
담양군		32,611	662,502	6,164,756	43,077,601	33,914,440
곡성군		20,785	420,226	4,201,165	26,800,884	20,878,593
구례군		19,605	422,676	4,233,355	28,639,326	22,334,394
고흥군		51,860	1,260,321	13,908,650	93,089,012	72,298,539
보성군		30,072	632,636	6,804,823	47,290,778	36,875,736
화순군		50,187	1,106,005	10,542,854	108,064,489	84,613,084
장흥군		29,847	792,684	7,978,125	54,124,063	42,034,177
강진군		27,442	620,311	6,891,668	47,874,327	37,837,142
해남군		55,835	1,447,730	13,967,312	111,994,350	86,460,032
영암군		42,687	713,637	6,315,621	41,452,529	32,108,620
무안군		73,678	1,300,105	11,126,862	79,038,923	61,041,184
함평군		22,518	440,291	4,504,861	27,392,938	21,289,388
영광군		43,118	1,315,933	11,236,875	95,143,347	73,330,389
장성군		28,903	584,372	5,768,470	41,936,888	32,636,585
완도군		39,898	757,742	7,251,842	41,966,504	32,565,144
진도군		23,682	480,499	5,005,550	27,743,194	21,555,013
신안군		23,788	434,666	3,643,677	21,743,025	16,943,459
제주		633,283	14,096,442	141,834,036	1,188,822,952	912,258,877
제주시		460,746	9,891,159	99,381,425	828,136,941	634,756,938
서귀포시		159,200	3,064,597	27,891,451	192,884,897	146,527,482

주 : 진료일 기준(의료이용은 약국제외, 요양급여일수, 진료비와 급여비는 약국포함)이며, 의료급여 포함

# 진료실적 현황 (관내-계)

## Activities by District (Internal-Total)

(단위 : 명, 일, 천원, 원)  
Unit : Person, Day, 1,000Won, WON

진료실인원수당		Per Patient		입내원1일당		요양급여1일당		Division
진료비 Medical Expense	급여비 Benefit	입내원일수 Visit	요양급여일수 Reimbursed Days	진료비 Medical Expense	급여비 Benefit	진료비 Medical Expense	급여비 Benefit	
<b>2,216,573</b>	<b>1,689,374</b>	<b>23.05</b>	<b>210.11</b>	<b>96,146</b>	<b>73,278</b>	<b>10,550</b>	<b>8,041</b>	<b>Gwangju</b>
1,446,166	1,121,196	16.34	153.47	88,490	68,605	9,423	7,306	Dong-gu
1,214,530	911,692	15.69	136.58	77,429	58,122	8,893	6,675	Seo-gu
1,341,975	1,017,345	16.52	160.17	81,220	61,572	8,378	6,351	Nam-gu
1,455,290	1,114,769	17.95	155.71	81,053	62,088	9,346	7,159	Buk-gu
1,334,819	1,001,363	16.66	136.52	80,142	60,122	9,777	7,335	Gwangsan-gu
<b>2,528,203</b>	<b>1,964,994</b>	<b>27.03</b>	<b>264.39</b>	<b>93,530</b>	<b>72,695</b>	<b>9,562</b>	<b>7,432</b>	<b>Jeonbuk</b>
1,701,193	1,305,546	20.06	192.13	84,805	65,082	8,854	6,795	Wansan-gu
1,590,294	1,215,082	18.04	172.00	88,144	67,347	9,246	7,064	Deokjin-gu
1,893,165	1,460,771	23.81	233.62	79,512	61,352	8,104	6,253	Gunsan-si
2,316,740	1,805,320	24.72	255.60	93,737	73,044	9,064	7,063	Iksan-si
1,984,811	1,547,220	26.41	248.35	75,167	58,595	7,992	6,230	Jeongeup-si
1,789,388	1,389,976	26.65	252.13	67,133	52,149	7,097	5,513	Namwon-si
1,962,225	1,582,005	27.79	239.04	70,601	56,921	8,209	6,618	Gimje-si
849,845	666,869	15.12	128.07	56,208	44,106	6,636	5,207	Wanju-gun
1,195,610	916,949	19.85	224.20	60,233	46,195	5,333	4,090	Jinan-gun
897,392	684,183	17.47	205.05	51,371	39,166	4,376	3,337	Muju-gun
934,244	724,638	16.78	200.54	55,686	43,193	4,659	3,613	Jangsu-gun
1,071,746	841,935	21.85	196.65	49,044	38,528	5,450	4,281	Imsil-gun
1,544,735	1,193,313	25.54	234.35	60,479	46,720	6,592	5,092	Sunchang-gun
2,010,675	1,558,384	25.89	232.76	77,649	60,182	8,639	6,695	Gochang-gun
2,069,743	1,596,978	29.24	284.94	70,776	54,609	7,264	5,605	Buan-gun
<b>2,216,316</b>	<b>1,715,825</b>	<b>25.10</b>	<b>233.99</b>	<b>88,288</b>	<b>68,351</b>	<b>9,472</b>	<b>7,333</b>	<b>Jeonnam</b>
2,236,746	1,733,997	24.76	225.93	90,332	70,028	9,900	7,675	Mokpo-si
2,072,193	1,563,461	25.38	230.64	81,660	61,612	8,985	6,779	Yeosu-si
1,817,599	1,373,441	20.06	192.20	90,595	68,457	9,457	7,146	Suncheon-si
1,546,849	1,188,412	20.84	173.55	74,228	57,027	8,913	6,848	Naju-si
1,008,044	746,950	14.91	142.52	67,611	50,099	7,073	5,241	Gwangyang-si
1,320,953	1,039,969	20.32	189.04	65,023	51,191	6,988	5,501	Damyang-gun
1,289,434	1,004,503	20.22	202.12	63,777	49,684	6,379	4,970	Gokseong-gun
1,460,817	1,139,219	21.56	215.93	67,757	52,840	6,765	5,276	Gurye-gun
1,795,006	1,394,110	24.30	268.20	73,861	57,365	6,693	5,198	Goheung-gun
1,572,585	1,226,248	21.04	226.28	74,752	58,289	6,950	5,419	Boseong-gun
2,153,237	1,685,956	22.04	210.07	97,707	76,503	10,250	8,026	Hwasun-gun
1,813,384	1,408,322	26.56	267.30	68,279	53,028	6,784	5,269	Jangheung-gun
1,744,564	1,378,804	22.60	251.14	77,178	60,997	6,947	5,490	Gangjin-gun
2,005,809	1,548,492	25.93	250.15	77,359	59,721	8,018	6,190	Haenam-gun
971,081	752,187	16.72	147.95	58,086	44,993	6,563	5,084	Yeongam-gun
1,072,762	828,486	17.65	151.02	60,794	46,951	7,103	5,486	Muan-gun
1,216,491	945,439	19.55	200.06	62,216	48,353	6,081	4,726	Hampyeong-gun
2,206,581	1,700,691	30.52	260.61	72,301	55,725	8,467	6,526	Yeonggwang-gun
1,450,953	1,129,176	20.22	199.58	71,764	55,849	7,270	5,658	Jangseong-gun
1,051,845	816,210	18.99	181.76	55,384	42,977	5,787	4,491	Wando-gun
1,171,489	910,185	20.29	211.37	57,738	44,860	5,542	4,306	Jindo-gun
914,033	712,269	18.27	153.17	50,022	38,980	5,967	4,650	Sinan-gun
<b>1,877,238</b>	<b>1,440,523</b>	<b>22.26</b>	<b>223.97</b>	<b>84,335</b>	<b>64,716</b>	<b>8,382</b>	<b>6,432</b>	<b>Jeju</b>
1,797,383	1,377,672	21.47	215.70	83,725	64,174	8,333	6,387	Jeju-si
1,211,589	920,399	19.25	175.20	62,940	47,813	6,916	5,253	Seogwipo-si

Note : Based on the Treatments(excluding pharmacy from Medical Service Use, including pharmacy in Treatment Days/Medical Expense /Benefit Amount) including Medical aid

제 3-1-1 표  
Table 3-1-1

시·군·구별  
Medical Treatment

구 분		진료실인원수 Patients	입내원일수 Visit	요양급여일수 Reimbursed Days	진료비 Medical Expense	급여비 Benefit
광	주	260,983	6,366,717	9,045,950	1,186,191,613	956,189,900
동	구	8,596	195,155	263,064	42,641,483	34,848,058
서	구	31,347	508,020	748,947	84,198,053	66,759,516
남	구	20,139	431,995	608,355	71,668,040	57,071,360
북	구	47,234	1,143,244	1,597,600	183,490,787	146,778,352
광	산 구	52,248	984,496	1,441,372	164,842,479	131,922,648
전	북	302,276	8,411,799	10,795,965	1,627,239,124	1,333,503,403
전 주 시 완 산 구		39,794	1,009,482	1,280,839	171,792,527	139,214,405
전 주 시 덕 진 구		35,457	682,289	904,170	155,469,979	126,334,458
군 산 시		36,299	925,297	1,144,948	145,859,957	120,347,894
익 산 시		40,089	933,382	1,230,228	208,337,341	172,181,971
정 읍 시		18,235	456,123	582,141	63,029,938	50,609,887
남 원 시		7,045	198,729	224,017	25,306,188	20,661,831
김 제 시		9,599	334,048	404,986	41,677,759	34,807,051
완 주 군		1,892	135,557	142,827	12,416,274	10,203,145
진 안 군		936	13,529	21,959	2,326,310	1,936,085
무 주 군		205	344	344	316,660	253,416
장 수 군		38	571	654	49,284	42,329
임 실 군		233	21,098	21,750	1,725,857	1,396,205
순 창 군		1,033	74,535	75,157	7,173,560	5,700,964
고 창 군		5,487	233,245	288,522	35,446,381	28,685,978
부 안 군		7,162	208,889	278,715	26,334,481	21,145,439
전	남	294,347	8,189,054	11,739,349	1,365,246,972	1,107,936,151
목 포 시		42,226	1,080,450	1,601,535	180,322,305	146,599,801
여 수 시		46,106	1,214,906	1,815,621	193,485,567	153,497,539
순 천 시		45,982	968,758	1,416,256	175,510,508	141,144,583
나 주 시		10,896	370,546	441,303	48,240,731	38,801,182
광 양 시		9,884	224,608	345,139	32,070,751	25,688,853
담 양 군		2,078	88,296	100,659	9,612,233	7,847,349
곡 성 군		1,005	46,581	54,425	5,449,503	4,381,568
구 례 군		2,127	79,225	98,607	8,444,501	6,884,510
고 흥 군		6,308	134,034	202,637	20,771,611	16,885,608
보 성 군		3,181	130,451	150,721	15,065,856	12,062,606
화 순 군		7,196	287,113	430,132	42,227,813	34,390,915
장 흥 군		5,208	120,255	156,828	15,124,341	12,068,338
강 진 군		2,956	71,986	88,809	9,154,139	7,510,789
해 남 군		9,087	215,967	368,101	35,470,654	28,878,831
영 암 군		2,460	63,649	85,195	8,480,467	6,781,032
무 안 군		5,202	120,149	155,345	15,782,332	12,973,652
함 평 군		742	51,133	54,652	5,278,059	4,213,163
영 광 군		6,786	171,208	268,027	27,096,049	21,557,436
장 성 군		2,679	111,068	132,172	12,151,243	9,704,539
완 도 군		2,023	20,879	35,870	3,058,103	2,469,466
진 도 군		1,738	40,027	51,430	4,155,033	3,408,371
신 안 군		995	53,256	57,401	4,829,754	3,833,987
제	주	81,212	1,304,755	2,044,946	338,997,831	282,361,785
제 주 시		57,667	912,364	1,430,810	231,936,066	192,994,738
서 귀 포 시		11,029	94,065	144,363	28,542,875	24,030,961

주 : 진료일 기준이며, 의료급여 포함

# 진료실적 현황 (관내-입원)

## Activities by District (Internal-Hospitalization)

(단위 : 명, 일, 천원, 원)

Unit : Person, Day, 1,000Won, WON

진료실인원수당 Per Patient				입내원1일당 Per Visit		요양급여1일당 Per reimbursed day		Division
진료비 Medical Expense	급여비 Benefit	입내원일수 Visit	요양급여일수 Reimbursed Days	진료비 Medical Expense	급여비 Benefit	진료비 Medical Expense	급여비 Benefit	
<b>4,545,091</b>	<b>3,663,801</b>	<b>24.40</b>	<b>34.66</b>	<b>186,311</b>	<b>150,186</b>	<b>131,130</b>	<b>105,704</b>	<b>Gwangju</b>
4,960,619	4,053,985	22.70	30.60	218,501	178,566	162,095	132,470	Dong-gu
2,686,000	2,129,694	16.21	23.89	165,738	131,411	112,422	89,138	Seo-gu
3,558,669	2,833,873	21.45	30.21	165,900	132,111	117,806	93,813	Nam-gu
3,884,718	3,107,472	24.20	33.82	160,500	128,388	114,854	91,874	Buk-gu
3,155,001	2,524,932	18.84	27.59	167,438	134,000	114,365	91,526	Gwangsan-gu
<b>5,383,289</b>	<b>4,411,542</b>	<b>27.83</b>	<b>35.72</b>	<b>193,447</b>	<b>158,528</b>	<b>150,727</b>	<b>123,519</b>	<b>Jeonbuk</b>
4,317,046	3,498,377	25.37	32.19	170,179	137,907	134,125	108,690	Wansan-gu
4,384,747	3,563,033	19.24	25.50	227,865	185,163	171,948	139,724	Deokjin-gu
4,018,291	3,315,460	25.49	31.54	157,636	130,064	127,394	105,112	Gunsan-si
5,196,870	4,294,993	23.28	30.69	223,207	184,471	169,349	139,959	Iksan-si
3,456,536	2,775,426	25.01	31.92	138,186	110,957	108,273	86,938	Jeongeup-si
3,592,078	2,932,836	28.21	31.80	127,340	103,970	112,965	92,233	Namwon-si
4,341,885	3,626,112	34.80	42.19	124,766	104,198	102,912	85,946	Gimje-si
6,562,513	5,392,783	71.65	75.49	91,594	75,268	86,932	71,437	Wanju-gun
2,485,374	2,068,467	14.45	23.46	171,950	143,106	105,939	88,168	Jinan-gun
1,544,684	1,236,177	1.68	1.68	920,524	736,675	920,524	736,675	Muju-gun
1,296,946	1,113,921	15.03	17.21	86,312	74,131	75,358	64,723	Jangsu-gun
7,407,113	5,992,295	90.55	93.35	81,802	66,177	79,350	64,193	Imsil-gun
6,944,395	5,518,843	72.15	72.76	96,244	76,487	95,448	75,854	Sunchang-gun
6,460,066	5,227,989	42.51	52.58	151,971	122,986	122,855	99,424	Gochang-gun
3,676,973	2,952,449	29.17	38.92	126,069	101,228	94,485	75,868	Buan-gun
<b>4,638,223</b>	<b>3,764,048</b>	<b>27.82</b>	<b>39.88</b>	<b>166,716</b>	<b>135,295</b>	<b>116,297</b>	<b>94,378</b>	<b>Jeonnam</b>
4,270,409	3,471,790	25.59	37.93	166,896	135,684	112,593	91,537	Mokpo-si
4,196,538	3,329,231	26.35	39.38	159,260	126,345	106,567	84,543	Yeosu-si
3,816,939	3,069,562	21.07	30.80	181,171	145,696	123,926	99,660	Suncheon-si
4,427,380	3,561,048	34.01	40.50	130,188	104,714	109,314	87,924	Naju-si
3,244,714	2,599,034	22.72	34.92	142,785	114,372	92,921	74,430	Gwangyang-si
4,625,714	3,776,395	42.49	48.44	108,864	88,875	95,493	77,960	Damyang-gun
5,422,391	4,359,769	46.35	54.15	116,990	94,063	100,129	80,507	Gokseong-gun
3,970,146	3,236,723	37.25	46.36	106,589	86,898	85,638	69,818	Gurye-gun
3,292,900	2,676,856	21.25	32.12	154,973	125,980	102,507	83,329	Goheung-gun
4,736,201	3,792,080	41.01	47.38	115,491	92,468	99,959	80,033	Boseong-gun
5,868,234	4,779,171	39.90	59.77	147,077	119,782	98,174	79,954	Hwasun-gun
2,904,059	2,317,269	23.09	30.11	125,769	100,356	96,439	76,953	Jangheung-gun
3,096,799	2,540,862	24.35	30.04	127,166	104,337	103,077	84,572	Gangjin-gun
3,903,450	3,178,038	23.77	40.51	164,241	133,719	96,361	78,454	Haenam-gun
3,447,344	2,756,517	25.87	34.63	133,238	106,538	99,542	79,594	Yeongam-gun
3,033,897	2,493,974	23.10	29.86	131,356	107,980	101,595	83,515	Muan-gun
7,113,287	5,678,117	68.91	73.65	103,222	82,396	96,576	77,091	Hampyeong-gun
3,992,934	3,176,752	25.23	39.50	158,264	125,914	101,094	80,430	Yeonggwang-gun
4,535,738	3,622,448	41.46	49.34	109,404	87,375	91,935	73,424	Jangseong-gun
1,511,668	1,220,695	10.32	17.73	146,468	118,275	85,255	68,845	Wando-gun
2,390,698	1,961,088	23.03	29.59	103,806	85,152	80,790	66,272	Jindo-gun
4,854,024	3,853,254	53.52	57.69	90,689	71,992	84,141	66,793	Sinan-gun
<b>4,174,233</b>	<b>3,476,848</b>	<b>16.07</b>	<b>25.18</b>	<b>259,817</b>	<b>216,410</b>	<b>165,773</b>	<b>138,078</b>	<b>Jeju</b>
4,021,989	3,346,710	15.82	24.81	254,214	211,533	162,101	134,885	Jeju-si
2,587,984	2,178,888	8.53	13.09	303,438	255,472	197,716	166,462	Seogwipo-si

Note : Based on the Treatments including medical aid

제 3-1-2 표  
Table 3-1-2

시·군·구별  
Medical Treatment

구 분		진료실인원수 Patients	입내원일수 Visit	요양급여일수 Reimbursed Days	진료비 Medical Expense	급여비 Benefit
광	주	1,338,203	24,672,960	273,834,426	1,798,144,432	1,318,339,352
동	구	85,411	1,209,732	12,929,482	81,676,725	61,534,446
서	구	246,848	3,381,342	33,116,230	216,950,821	159,298,954
남	구	176,138	2,494,599	27,762,491	166,029,288	123,125,829
북	구	363,009	5,412,820	55,258,282	347,901,142	260,274,039
광	산	360,210	5,045,604	47,986,692	318,424,769	230,617,966
전	북	1,643,384	36,356,202	427,083,083	2,559,927,952	1,920,885,750
전	주	293,621	4,919,894	55,508,976	331,046,148	246,678,849
전	주	281,652	4,424,256	47,778,860	294,640,602	217,577,375
군	시	239,602	4,816,614	55,193,378	310,691,851	231,928,786
익	산	245,159	5,164,576	61,833,269	363,264,957	273,239,220
정	읍	91,565	1,986,075	22,387,623	120,543,259	92,490,909
남	원	68,343	1,635,025	17,122,112	97,800,098	74,965,735
김	제	63,876	1,460,022	15,024,974	84,985,803	67,312,958
완	주	67,167	885,506	8,505,800	44,975,463	34,831,856
진	안	17,770	339,497	3,965,350	18,937,620	14,371,855
무	주	19,079	332,944	3,911,897	16,804,675	12,800,116
장	수	15,871	265,745	3,182,746	14,780,910	11,460,571
임	실	18,975	394,783	3,720,724	18,670,538	14,626,660
순	창	20,076	442,988	4,673,144	24,125,871	18,477,946
고	창	43,583	907,090	9,961,620	53,099,707	39,942,135
부	안	41,858	1,023,733	11,731,575	60,905,206	46,167,187
전	남	1,631,442	33,057,796	372,728,028	2,276,359,778	1,711,318,699
목	포	194,170	3,763,546	42,595,776	257,243,409	192,615,172
여	수	250,273	5,180,200	56,308,731	328,736,152	240,516,554
순	천	254,890	4,173,562	47,847,899	290,360,225	210,883,391
나	주	98,570	1,700,379	16,805,270	105,478,926	79,298,447
광	양	131,298	1,740,172	18,435,584	100,769,317	72,744,177
담	양	32,438	574,206	6,064,097	33,465,368	26,067,091
곡	성	20,654	373,645	4,146,740	21,351,382	16,497,025
구	례	19,428	343,451	4,134,748	20,194,825	15,449,884
고	흥	51,629	1,126,287	13,706,013	72,317,401	55,412,931
보	성	29,731	502,185	6,654,102	32,224,922	24,813,130
화	순	49,744	818,892	10,112,722	65,836,677	50,222,169
장	흥	29,655	672,429	7,821,297	38,999,723	29,965,839
강	진	27,291	548,325	6,802,859	38,720,189	30,326,354
해	남	55,600	1,231,763	13,599,211	76,523,696	57,581,202
영	암	42,562	649,988	6,230,426	32,972,062	25,327,588
무	안	73,420	1,179,956	10,971,517	63,256,591	48,067,531
함	평	22,395	389,158	4,450,209	22,114,879	17,076,225
영	광	42,927	1,144,725	10,968,848	68,047,298	51,772,953
장	성	28,619	473,304	5,636,298	29,785,644	22,932,046
완	도	39,861	736,863	7,215,972	38,908,400	30,095,678
진	도	23,629	440,472	4,954,120	23,588,161	18,146,642
신	안	23,627	381,410	3,586,276	16,913,272	13,109,471
제	주	631,287	12,791,687	139,789,090	849,825,121	629,897,092
제	주	459,245	8,978,795	97,950,615	596,200,874	441,762,200
서	귀	158,980	2,970,532	27,747,088	164,342,022	122,496,521

주 : 진료일 기준(의료이용은 약국제외, 요양급여일수, 진료비와 급여비는 약국포함)이며, 의료급여 포함

# 진료실적 현황 (관내-외래)

## Activities by District (Internal-Outpatients)

(단위 : 명, 일, 천원, 원)

Unit : Person, Day, 1,000Won, WON

진료실인원수당		Per Patient		입내원1일당		요양급여1일당		Division
진료비 Medical Expense	급여비 Benefit	입내원일수 Visit	요양급여일수 Reimbursed Days	진료비 Medical Expense	급여비 Benefit	진료비 Medical Expense	급여비 Benefit	
<b>1,343,701</b>	<b>985,156</b>	<b>18.44</b>	<b>204.63</b>	<b>72,879</b>	<b>53,433</b>	<b>6,567</b>	<b>4,814</b>	<b>Gwangju</b>
956,279	720,451	14.16	151.38	67,516	50,866	6,317	4,759	Dong-gu
878,884	645,332	13.70	134.16	64,161	47,111	6,551	4,810	Seo-gu
942,609	699,030	14.16	157.62	66,556	49,357	5,980	4,435	Nam-gu
958,382	716,991	14.91	152.22	64,274	48,085	6,296	4,710	Buk-gu
883,998	640,232	14.01	133.22	63,109	45,707	6,636	4,806	Gwangsan-gu
<b>1,557,717</b>	<b>1,168,860</b>	<b>22.12</b>	<b>259.88</b>	<b>70,412</b>	<b>52,835</b>	<b>5,994</b>	<b>4,498</b>	<b>Jeonbuk</b>
1,127,461	840,127	16.76	189.05	67,287	50,139	5,964	4,444	Wansan-gu
1,046,116	772,504	15.71	169.64	66,597	49,178	6,167	4,554	Deokjin-gu
1,296,700	967,975	20.10	230.35	64,504	48,152	5,629	4,202	Gunsan-si
1,481,752	1,114,539	21.07	252.22	70,338	52,906	5,875	4,419	Iksan-si
1,316,477	1,010,112	21.69	244.50	60,694	46,570	5,384	4,131	Jeongeup-si
1,431,019	1,096,904	23.92	250.53	59,816	45,850	5,712	4,378	Namwon-si
1,330,481	1,053,807	22.86	235.22	58,209	46,104	5,656	4,480	Gimje-si
669,607	518,586	13.18	126.64	50,791	39,336	5,288	4,095	Wanju-gun
1,065,707	808,771	19.11	223.15	55,781	42,333	4,776	3,624	Jinan-gun
880,794	670,901	17.45	205.04	50,473	38,445	4,296	3,272	Muju-gun
931,316	722,108	16.74	200.54	55,621	43,126	4,644	3,601	Jangsu-gun
983,955	770,838	20.81	196.09	47,293	37,050	5,018	3,931	Imsil-gun
1,201,727	920,400	22.07	232.77	54,462	41,712	5,163	3,954	Sunchang-gun
1,218,358	916,461	20.81	228.57	58,539	44,033	5,330	4,010	Gochang-gun
1,455,043	1,102,948	24.46	280.27	59,493	45,097	5,192	3,935	Buan-gun
<b>1,395,305</b>	<b>1,048,961</b>	<b>20.26</b>	<b>228.47</b>	<b>68,860</b>	<b>51,767</b>	<b>6,107</b>	<b>4,591</b>	<b>Jeonnam</b>
1,324,836	991,992	19.38	219.37	68,351	51,179	6,039	4,522	Mokpo-si
1,313,510	961,017	20.70	224.99	63,460	46,430	5,838	4,271	Yeosu-si
1,139,159	827,351	16.37	187.72	69,571	50,528	6,068	4,407	Suncheon-si
1,070,092	804,489	17.25	170.49	62,033	46,636	6,277	4,719	Naju-si
767,486	554,039	13.25	140.41	57,908	41,803	5,466	3,946	Gwangyang-si
1,031,672	803,597	17.70	186.94	58,281	45,397	5,519	4,299	Damyang-gun
1,033,765	798,733	18.09	200.77	57,143	44,152	5,149	3,978	Gokseong-gun
1,039,470	795,238	17.68	212.82	58,800	44,984	4,884	3,737	Gurye-gun
1,400,713	1,073,291	21.82	265.47	64,209	49,200	5,276	4,043	Goheung-gun
1,083,883	834,588	16.89	223.81	64,169	49,410	4,843	3,729	Boseong-gun
1,323,510	1,009,613	16.46	203.30	80,397	61,329	6,510	4,966	Hwasun-gun
1,315,115	1,010,482	22.68	263.74	57,998	44,564	4,986	3,831	Jangheung-gun
1,418,790	1,111,222	20.09	249.27	70,615	55,307	5,692	4,458	Gangjin-gun
1,376,325	1,035,633	22.15	244.59	62,125	46,747	5,627	4,234	Haenam-gun
774,683	595,075	15.27	146.38	50,727	38,966	5,292	4,065	Yeongam-gun
861,572	654,693	16.07	149.43	53,609	40,737	5,766	4,381	Muan-gun
987,492	762,502	17.38	198.71	56,828	43,880	4,969	3,837	Hampyeong-gun
1,585,186	1,206,070	26.67	255.52	59,444	45,227	6,204	4,720	Yeonggwang-gun
1,040,765	801,287	16.54	196.94	62,931	48,451	5,285	4,069	Jangseong-gun
976,102	755,016	18.49	181.03	52,803	40,843	5,392	4,171	Wando-gun
998,272	767,982	18.64	209.66	53,552	41,198	4,761	3,663	Jindo-gun
715,845	554,851	16.14	151.79	44,344	34,371	4,716	3,655	Sinan-gun
<b>1,346,179</b>	<b>997,798</b>	<b>20.26</b>	<b>221.44</b>	<b>66,436</b>	<b>49,243</b>	<b>6,079</b>	<b>4,506</b>	<b>Jeju</b>
1,298,220	961,931	19.55	213.29	66,401	49,201	6,087	4,510	Jeju-si
1,033,728	770,515	18.68	174.53	55,324	41,237	5,923	4,415	Seogwipo-si

Note : Based on the Treatments(excluding pharmacy from Medical Service Use, including pharmacy in Treatment Days/Medical Expense /Benefit Amount) including Medical aid

제 3-2 표  
Table 3-2

시·군·구별  
Medical Treatment

구 분		진료실인원수 Patients	입내원일수 Visit	요양급여일수 Reimbursed Days	진료비 Medical Expense	급여비 Benefit
광	주	333,422	3,074,297	27,455,955	543,433,167	452,150,251
동	구	88,094	1,416,104	13,159,554	167,717,559	130,214,063
서	구	198,216	2,856,660	28,530,663	399,881,492	313,929,803
남	구	157,501	2,361,395	22,317,213	317,357,056	248,870,184
북	구	291,208	3,947,933	38,606,390	562,613,369	444,282,784
광	산	239,839	2,724,875	26,009,996	402,376,151	317,151,501
전	북	408,879	4,416,974	48,968,278	819,081,544	655,945,484
전	주	191,305	2,113,561	22,127,832	308,618,050	244,913,738
전	주	206,715	2,493,480	22,424,000	281,303,783	218,724,930
군	산	109,928	1,206,696	14,449,810	245,048,518	197,050,903
익	산	103,487	1,270,466	11,941,016	185,754,672	149,525,806
정	읍	60,394	927,317	9,848,937	164,511,997	131,604,780
남	원	44,455	647,349	6,826,243	121,811,564	97,076,955
김	제	59,341	1,095,019	12,275,345	174,291,654	137,652,853
완	주	87,277	1,718,994	18,275,616	226,729,118	176,324,371
진	안	20,817	471,097	4,872,357	66,693,901	52,295,007
무	주	19,224	347,963	4,219,465	56,350,665	43,953,729
장	수	18,261	413,764	4,314,097	60,418,880	47,002,351
임	실	22,871	540,677	5,745,051	77,530,624	60,409,788
순	창	21,882	449,837	4,540,164	68,664,856	53,308,248
고	창	37,257	689,487	7,705,215	114,339,194	89,643,056
부	안	33,700	573,402	6,178,873	101,645,942	80,454,905
전	남	758,455	9,983,165	112,523,178	1,795,647,735	1,401,737,442
목	포	100,702	1,060,292	10,371,984	182,941,418	148,178,728
여	수	112,040	1,276,735	12,912,864	257,319,022	207,812,891
순	천	110,026	1,197,293	11,629,086	208,025,001	167,875,862
나	주	82,290	1,236,901	13,059,889	195,059,964	152,362,081
광	양	99,987	1,235,420	12,785,791	191,660,532	149,835,362
담	양	37,914	745,187	7,796,115	110,331,027	85,147,046
곡	성	22,983	469,835	5,045,659	68,973,219	53,686,099
구	례	19,617	328,019	3,998,195	53,945,568	42,274,233
고	흥	43,800	835,826	8,293,237	141,624,069	112,316,090
보	성	30,108	582,078	6,324,337	93,916,785	73,605,075
화	순	43,386	693,446	7,234,139	100,755,208	77,359,033
장	흥	26,294	461,109	4,512,240	75,499,579	59,179,932
강	진	24,615	455,386	4,551,639	72,479,695	56,799,652
해	남	42,144	694,097	7,232,712	119,280,381	93,542,944
영	암	48,965	925,496	9,413,124	130,505,890	100,388,907
무	안	73,852	1,226,328	11,728,148	171,416,299	132,834,482
함	평	26,984	599,227	6,321,770	88,969,594	68,871,103
영	광	34,293	551,911	5,379,782	92,029,402	72,359,063
장	성	35,966	723,199	7,192,070	105,057,626	81,142,015
완	도	39,085	772,824	8,618,251	125,118,466	97,225,544
진	도	24,232	476,072	5,310,765	76,764,415	60,213,073
신	안	35,104	873,871	10,119,178	125,991,258	97,477,458
제	주	144,620	1,321,634	14,314,696	257,558,072	206,812,280
제	주	117,483	1,010,098	10,411,024	184,677,634	148,062,156
서	귀	113,912	1,452,222	18,464,832	240,681,552	189,724,581

주 : 진료일 기준(의료이용은 약국제외, 요양급여일수, 진료비와 급여비는 약국포함)이며, 의료급여 포함



# 진료실적 현황 (관외-계)

## Activities by District (External-Total)

(단위 : 명, 일, 천원, 원)  
Unit : Person, Day, 1,000Won, WON

진료실인원수당 Per Patient				입내원1일당 Per Visit		요양급여1일당 Per reimbursed day		Division
진료비 Medical Expense	급여비 Benefit	입내원일수 Visit	요양급여일수 Reimbursed Days	진료비 Medical Expense	급여비 Benefit	진료비 Medical Expense	급여비 Benefit	
1,629,866	1,356,090	9.22	82.35	176,767	147,074	19,793	16,468	Gwangju
1,903,848	1,478,126	16.07	149.38	118,436	91,952	12,745	9,895	Dong-gu
2,017,403	1,583,776	14.41	143.94	139,982	109,894	14,016	11,003	Seo-gu
2,014,953	1,580,118	14.99	141.70	134,394	105,391	14,220	11,151	Nam-gu
1,931,998	1,525,654	13.56	132.57	142,508	112,536	14,573	11,508	Buk-gu
1,677,693	1,322,352	11.36	108.45	147,668	116,391	15,470	12,193	Gwangsan-gu
2,003,237	1,604,253	10.80	119.76	185,440	148,506	16,727	13,395	Jeonbuk
1,613,225	1,280,227	11.05	115.67	146,018	115,877	13,947	11,068	Wansan-gu
1,360,829	1,058,099	12.06	108.48	112,816	87,719	12,545	9,754	Deokjin-gu
2,229,173	1,792,545	10.98	131.45	203,074	163,298	16,959	13,637	Gunsan-si
1,794,957	1,444,875	12.28	115.39	146,210	117,694	15,556	12,522	Iksan-si
2,723,979	2,179,104	15.35	163.08	177,406	141,920	16,704	13,362	Jeongeup-si
2,740,109	2,183,713	14.56	153.55	188,170	149,961	17,845	14,221	Namwon-si
2,937,120	2,319,692	18.45	206.86	159,168	125,708	14,199	11,214	Gimje-si
2,597,811	2,020,285	19.70	209.40	131,896	102,574	12,406	9,648	Wanju-gun
3,203,819	2,512,130	22.63	234.06	141,571	111,007	13,688	10,733	Jinan-gun
2,931,266	2,286,399	18.10	219.49	161,944	126,317	13,355	10,417	Muju-gun
3,308,629	2,573,920	22.66	236.25	146,023	113,597	14,005	10,895	Jangsu-gun
3,389,910	2,641,327	23.64	251.19	143,395	111,730	13,495	10,515	Imsil-gun
3,137,961	2,436,169	20.56	207.48	152,644	118,506	15,124	11,741	Sunchang-gun
3,068,932	2,406,073	18.51	206.81	165,832	130,014	14,839	11,634	Gochang-gun
3,016,200	2,387,386	17.01	183.35	177,268	140,312	16,451	13,021	Buan-gun
2,367,507	1,848,148	13.16	148.36	179,868	140,410	15,958	12,457	Jeonnam
1,816,661	1,471,458	10.53	103.00	172,539	139,753	17,638	14,286	Mokpo-si
2,296,671	1,854,810	11.40	115.25	201,545	162,769	19,927	16,093	Yeosu-si
1,890,689	1,525,784	10.88	105.69	173,746	140,213	17,888	14,436	Suncheon-si
2,370,397	1,851,526	15.03	158.71	157,701	123,180	14,936	11,666	Naju-si
1,916,855	1,498,548	12.36	127.87	155,138	121,283	14,990	11,719	Gwangyang-si
2,910,034	2,245,794	19.65	205.63	148,058	114,263	14,152	10,922	Damyang-gun
3,001,054	2,335,905	20.44	219.54	146,803	114,266	13,670	10,640	Gokseong-gun
2,749,940	2,154,980	16.72	203.81	164,459	128,877	13,492	10,573	Gurye-gun
3,233,426	2,564,294	19.08	189.34	169,442	134,377	17,077	13,543	Goheung-gun
3,119,330	2,444,702	19.33	210.06	161,347	126,452	14,850	11,638	Boseong-gun
2,322,298	1,783,041	15.98	166.74	145,296	111,557	13,928	10,694	Hwasun-gun
2,871,361	2,250,701	17.54	171.61	163,735	128,343	16,732	13,115	Jangheung-gun
2,944,534	2,307,522	18.50	184.91	159,161	124,729	15,924	12,479	Gangjin-gun
2,830,305	2,219,603	16.47	171.62	171,850	134,769	16,492	12,933	Haenam-gun
2,665,289	2,050,218	18.90	192.24	141,012	108,470	13,864	10,665	Yeongam-gun
2,321,079	1,798,658	16.61	158.81	139,780	108,319	14,616	11,326	Muan-gun
3,297,124	2,552,294	22.21	234.28	148,474	114,933	14,074	10,894	Hampyeong-gun
2,683,621	2,110,024	16.09	156.88	166,747	131,106	17,107	13,450	Yeonggwang-gun
2,921,026	2,256,076	20.11	199.97	145,268	112,199	14,607	11,282	Jangseong-gun
3,201,189	2,487,541	19.77	220.50	161,898	125,806	14,518	11,281	Wando-gun
3,167,894	2,484,858	19.65	219.16	161,245	126,479	14,454	11,338	Jindo-gun
3,589,086	2,776,819	24.89	288.26	144,176	111,547	12,451	9,633	Sinan-gun
1,780,930	1,430,039	9.14	98.98	194,879	156,482	17,993	14,448	Jeju
1,571,952	1,260,286	8.60	88.62	182,831	146,582	17,739	14,222	Jeju-si
2,112,873	1,665,536	12.75	162.10	165,733	130,644	13,035	10,275	Seogwipo-si

Note : Based on the Treatments(excluding pharmacy from Medical Service Use, including pharmacy in Treatment Days/Medical Expense /Benefit Amount) including Medical aid

제 3-2-1 표  
Table 3-2-1

시·군·구별  
Medical Treatment

구 분		진료실인원수 Patients	입내원일수 Visit	요양급여일수 Reimbursed Days	진료비 Medical Expense	급여비 Benefit
광	주	34,167	1,032,539	1,634,149	270,991,730	229,578,854
동	구	15,762	415,201	594,084	77,687,557	63,059,221
서	구	32,258	947,976	1,356,649	203,398,431	166,739,029
남	구	26,229	719,020	1,034,358	155,954,217	128,133,880
북	구	47,632	1,213,851	1,784,116	275,045,607	227,183,990
광	산 구	35,704	840,298	1,251,554	198,256,691	163,272,699
전	북	58,444	1,365,338	2,375,831	437,485,582	364,299,848
전	주 시 완 산 구	23,774	525,805	763,546	144,992,121	120,668,642
전	주 시 덕 진 구	24,136	588,052	814,231	123,787,901	101,245,518
군	산 시	18,530	365,145	613,333	132,758,434	111,458,928
익	산 시	13,743	380,826	552,553	92,822,671	77,694,919
정	읍 시	12,608	358,140	515,707	94,752,878	78,820,536
남	원 시	9,443	259,085	383,933	73,608,508	61,026,068
김	제 시	13,884	384,318	535,578	96,148,681	79,575,962
완	주 군	18,553	461,702	638,133	108,961,367	89,141,976
진	안 군	4,719	160,056	211,515	35,765,336	29,214,300
무	주 군	4,100	116,456	171,175	29,743,075	24,322,366
장	수 군	4,452	134,115	186,099	32,617,869	26,507,993
임	실 군	5,865	193,226	254,405	41,137,791	33,382,361
순	창 군	5,570	158,308	235,070	37,889,827	30,614,891
고	창 군	8,731	245,660	374,948	63,674,513	51,979,689
부	안 군	7,850	219,125	320,313	58,801,239	48,628,046
전	남	148,454	3,710,283	6,004,437	1,024,133,975	836,927,699
목	포 시	13,632	338,592	550,263	95,497,612	80,141,024
여	수 시	20,311	467,943	797,004	142,990,533	119,285,994
순	천 시	14,444	427,303	663,566	113,715,720	94,934,259
나	주 시	16,795	413,031	642,990	102,973,609	84,397,306
광	양 시	19,508	335,790	575,644	94,793,522	77,512,249
담	양 군	9,352	258,872	390,650	58,976,042	47,661,788
곡	성 군	5,311	166,041	244,174	35,864,687	29,148,679
구	례 군	4,134	98,720	160,416	28,269,918	23,280,271
고	흥 군	10,571	376,242	553,207	85,381,100	70,106,802
보	성 군	7,142	236,213	351,630	52,890,632	43,074,736
화	순 군	9,161	230,276	349,076	53,606,589	43,206,520
장	흥 군	5,723	189,918	280,940	42,836,558	34,833,232
강	진 군	6,042	189,783	284,639	42,593,403	34,723,591
해	남 군	9,665	299,160	448,818	70,988,314	57,990,052
영	암 군	11,140	317,147	470,358	67,946,543	54,858,244
무	안 군	15,863	408,014	610,430	91,421,524	74,584,777
함	평 군	6,746	220,323	327,736	47,747,502	38,424,975
영	광 군	7,940	215,636	324,606	54,136,916	44,397,011
장	성 군	8,900	240,963	367,849	55,552,683	44,886,088
완	도 군	9,766	325,247	505,009	71,305,351	57,866,370
진	도 군	5,915	180,622	279,137	43,053,610	35,241,532
신	안 군	9,589	298,956	454,779	65,057,028	52,724,231
제	주	18,259	313,244	651,720	132,218,103	110,978,692
제	주 시	12,994	220,228	450,059	93,486,760	78,462,263
서	귀 포 시	19,178	391,342	671,434	117,250,234	97,852,514

주 : 진료일 기준이며, 의료급여 포함

## 진료실적 현황 (관외-입원)

### Activities by District (External-Hospitalization)

(단위 : 명, 일, 천원, 원)

Unit : Person, Day, 1,000Won, WON

진료실인원수당		Per Patient		입내원1일당		요양급여1일당		Division
진료비 Medical Expense	급여비 Benefit	입내원일수 Visit	요양급여일수 Reimbursed Days	진료비 Medical Expense	급여비 Benefit	진료비 Medical Expense	급여비 Benefit	
<b>7,931,388</b>	<b>6,719,316</b>	<b>30.22</b>	<b>47.83</b>	<b>262,452</b>	<b>222,344</b>	<b>165,830</b>	<b>140,488</b>	<b>Gwangju</b>
4,928,788	4,000,712	26.34	37.69	187,108	151,876	130,769	106,145	Dong-gu
6,305,364	5,168,920	29.39	42.06	214,561	175,890	149,927	122,905	Seo-gu
5,945,870	4,885,199	27.41	39.44	216,898	178,206	150,774	123,878	Nam-gu
5,774,387	4,769,566	25.48	37.46	226,589	187,160	154,164	127,337	Buk-gu
5,552,787	4,572,953	23.54	35.05	235,936	194,303	158,408	130,456	Gwangsan-gu
<b>7,485,552</b>	<b>6,233,315</b>	<b>23.36</b>	<b>40.65</b>	<b>320,423</b>	<b>266,820</b>	<b>184,140</b>	<b>153,336</b>	<b>Jeonbuk</b>
6,098,768	5,075,656	22.12	32.12	275,753	229,493	189,893	158,037	Wansan-gu
5,128,766	4,194,793	24.36	33.74	210,505	172,171	152,030	124,345	Deokjin-gu
7,164,513	6,015,053	19.71	33.10	363,577	305,246	216,454	181,727	Gunsan-si
6,754,178	5,653,418	27.71	40.21	243,740	204,017	167,989	140,611	Iksan-si
7,515,298	6,251,629	28.41	40.90	264,569	220,083	183,734	152,840	Jeongeup-si
7,795,034	6,462,572	27.44	40.66	284,109	235,545	191,722	158,950	Namwon-si
6,925,143	5,731,487	27.68	38.58	250,180	207,058	179,523	148,580	Gimje-si
5,872,978	4,804,720	24.89	34.40	235,999	193,073	170,750	139,692	Wanju-gun
7,579,008	6,190,782	33.92	44.82	223,455	182,525	169,091	138,119	Jinan-gun
7,254,408	5,932,284	28.40	41.75	255,402	208,855	173,758	142,091	Muju-gun
7,326,565	5,954,176	30.12	41.80	243,208	197,651	175,272	142,440	Jangsu-gun
7,014,116	5,691,792	32.95	43.38	212,900	172,763	161,702	131,217	Imsil-gun
6,802,482	5,496,390	28.42	42.20	239,342	193,388	161,185	130,237	Sunchang-gun
7,292,923	5,953,463	28.14	42.94	259,198	211,592	169,822	138,632	Gochang-gun
7,490,604	6,194,656	27.91	40.80	268,346	221,919	183,574	151,814	Buan-gun
<b>6,898,662</b>	<b>5,637,623</b>	<b>24.99</b>	<b>40.45</b>	<b>276,026</b>	<b>225,570</b>	<b>170,563</b>	<b>139,385</b>	<b>Jeonnam</b>
7,005,400	5,878,890	24.84	40.37	282,043	236,689	173,549	145,641	Mokpo-si
7,040,054	5,872,975	23.04	39.24	305,573	254,916	179,410	149,668	Yeosu-si
7,872,869	6,572,574	29.58	45.94	266,124	222,171	171,371	143,067	Suncheon-si
6,131,206	5,025,145	24.59	38.28	249,312	204,336	160,148	131,258	Naju-si
4,859,213	3,973,357	17.21	29.51	282,300	230,835	164,674	134,653	Gwangyang-si
6,306,249	5,096,427	27.68	41.77	227,819	184,113	150,969	122,006	Damyang-gun
6,752,907	5,488,360	31.26	45.98	215,999	175,551	146,882	119,377	Gokseong-gun
6,838,393	5,631,415	23.88	38.80	286,365	235,821	176,229	145,124	Gurye-gun
8,076,918	6,631,993	35.59	52.33	226,931	186,334	154,338	126,728	Goheung-gun
7,405,577	6,031,187	33.07	49.23	223,911	182,355	150,416	122,500	Boseong-gun
5,851,609	4,716,354	25.14	38.10	232,793	187,629	153,567	123,774	Hwasun-gun
7,484,983	6,086,534	33.19	49.09	225,553	183,412	152,476	123,988	Jangheung-gun
7,049,554	5,747,036	31.41	47.11	224,432	182,965	149,640	121,992	Gangjin-gun
7,344,885	6,000,005	30.95	46.44	237,292	193,843	158,167	129,206	Haenam-gun
6,099,331	4,924,438	28.47	42.22	214,243	172,974	144,457	116,631	Yeongam-gun
5,763,193	4,701,808	25.72	38.48	224,065	182,800	149,766	122,184	Muan-gun
7,077,898	5,695,964	32.66	48.58	216,716	174,403	145,689	117,244	Hampyeong-gun
6,818,251	5,591,563	27.16	40.88	251,057	205,889	166,777	136,772	Yeonggwang-gun
6,241,874	5,043,381	27.07	41.33	230,544	186,278	151,020	122,023	Jangseong-gun
7,301,388	5,925,289	33.30	51.71	219,234	177,915	141,196	114,585	Wando-gun
7,278,717	5,957,993	30.54	47.19	238,363	195,112	154,238	126,252	Jindo-gun
6,784,548	5,498,408	31.18	47.43	217,614	176,361	143,052	115,934	Sinan-gun
<b>7,241,257</b>	<b>6,078,027</b>	<b>17.16</b>	<b>35.69</b>	<b>422,093</b>	<b>354,288</b>	<b>202,876</b>	<b>170,286</b>	<b>Jeju</b>
7,194,610	6,038,346	16.95	34.64	424,500	356,277	207,721	174,338	Jeju-si
6,113,788	5,102,332	20.41	35.01	299,611	250,043	174,627	145,737	Seogwipo-si

Note : Based on the Treatments including medical aid

제 3-2-2 표  
Table 3-2-2

시·군·구별  
Medical Treatment

구 분		진료실인원수 Patients	입내원일수 Visit	요양급여일수 Reimbursed Days	진료비 Medical Expense	급여비 Benefit
광	주	329,036	2,041,758	25,821,806	272,441,437	222,571,398
동	구	87,121	1,000,903	12,565,470	90,030,002	67,154,842
서	구	195,553	1,908,684	27,174,014	196,483,062	147,190,774
남	구	155,574	1,642,375	21,282,855	161,402,839	120,736,304
북	구	287,302	2,734,082	36,822,274	287,567,762	217,098,794
광	산	236,751	1,884,577	24,758,442	204,119,460	153,878,801
전	북	403,410	3,051,636	46,592,447	381,595,963	291,645,635
전	주	189,069	1,587,756	21,364,286	163,625,929	124,245,096
전	주	204,671	1,905,428	21,609,769	157,515,882	117,479,413
전	주	108,226	841,551	13,836,477	112,290,084	85,591,976
익	산	101,993	889,640	11,388,463	92,932,000	71,830,887
정	읍	59,250	569,177	9,333,230	69,759,119	52,784,244
남	원	43,588	388,264	6,442,310	48,203,055	36,050,887
김	제	58,060	710,701	11,739,767	78,142,973	58,076,892
완	주	86,328	1,257,292	17,637,483	117,767,750	87,182,394
진	안	20,463	311,041	4,660,842	30,928,565	23,080,707
무	주	18,923	231,507	4,048,290	26,607,590	19,631,363
장	수	17,994	279,649	4,127,998	27,801,012	20,494,358
임	실	22,467	347,451	5,490,646	36,392,833	27,027,427
순	창	21,502	291,529	4,305,094	30,775,029	22,693,357
고	창	36,561	443,827	7,330,267	50,664,682	37,663,366
부	안	32,977	354,277	5,858,560	42,844,703	31,826,859
전	남	744,544	6,272,882	106,518,741	771,513,760	564,809,743
목	포	99,223	721,700	9,821,721	87,443,806	68,037,705
여	수	110,255	808,792	12,115,860	114,328,489	88,526,898
순	천	108,429	769,990	10,965,520	94,309,280	72,941,602
나	주	81,079	823,870	12,416,899	92,086,355	67,964,775
광	양	98,856	899,630	12,210,147	96,867,010	72,323,113
담	양	37,330	486,315	7,405,465	51,354,986	37,485,258
곡	성	22,599	303,794	4,801,485	33,108,532	24,537,420
구	례	19,374	229,299	3,837,779	25,675,650	18,993,962
고	흥	42,828	459,584	7,740,030	56,242,969	42,209,288
보	성	29,545	345,865	5,972,707	41,026,153	30,530,340
화	순	42,641	463,170	6,885,063	47,148,619	34,152,513
장	흥	25,774	271,191	4,231,300	32,663,020	24,346,700
강	진	24,105	265,603	4,267,000	29,886,292	22,076,061
해	남	41,219	394,937	6,783,894	48,292,067	35,552,891
영	암	48,353	608,349	8,942,766	62,559,347	45,530,664
무	안	72,840	818,314	11,117,718	79,994,776	58,249,705
함	평	26,575	378,904	5,994,034	41,222,092	30,446,128
영	광	33,619	336,275	5,055,176	37,892,486	27,962,052
장	성	35,422	482,236	6,824,221	49,504,943	36,255,927
완	도	38,397	447,577	8,113,242	53,813,114	39,359,173
진	도	23,859	295,450	5,031,628	33,710,805	24,971,541
신	안	34,572	574,915	9,664,399	60,934,230	44,753,227
제	주	143,301	1,008,390	13,662,976	125,339,968	95,833,588
제	주	116,497	789,870	9,960,965	91,190,875	69,599,893
서	귀	112,583	1,060,880	17,793,398	123,431,318	91,872,067

주 : 진료일 기준(의료이용은 약국제외, 요양급여일수, 진료비와 급여비는 약국포함)이며, 의료급여 포함

## 진료실적 현황 (관외-외래)

### Activities by District (External-Outpatients)

(단위 : 명, 일, 천원, 원)  
Unit : Person, Day, 1,000Won, WON

진료실인원수당		Per Patient		입내원1일당		요양급여1일당		Division
진료비 Medical Expense	급여비 Benefit	입내원일수 Visit	요양급여일수 Reimbursed Days	진료비 Medical Expense	급여비 Benefit	진료비 Medical Expense	급여비 Benefit	
<b>827,999</b>	<b>676,435</b>	<b>6.21</b>	<b>78.48</b>	<b>133,435</b>	<b>109,010</b>	<b>10,551</b>	<b>8,620</b>	<b>Gwangju</b>
1,033,390	770,823	11.49	144.23	89,949	67,094	7,165	5,344	Dong-gu
1,004,756	752,690	9.76	138.96	102,942	77,116	7,231	5,417	Seo-gu
1,037,467	776,070	10.56	136.80	98,274	73,513	7,584	5,673	Nam-gu
1,000,925	755,647	9.52	128.17	105,179	79,405	7,810	5,896	Buk-gu
862,169	649,961	7.96	104.58	108,310	81,652	8,244	6,215	Gwangsan-gu
<b>945,926</b>	<b>722,951</b>	<b>7.56</b>	<b>115.50</b>	<b>125,046</b>	<b>95,570</b>	<b>8,190</b>	<b>6,260</b>	<b>Jeonbuk</b>
865,430	657,142	8.40	113.00	103,055	78,252	7,659	5,816	Wansan-gu
769,605	573,991	9.31	105.58	82,667	61,655	7,289	5,436	Deokjin-gu
1,037,552	790,863	7.78	127.85	133,432	101,707	8,116	6,186	Gunsan-si
911,161	704,273	8.72	111.66	104,460	80,742	8,160	6,307	Iksan-si
1,177,369	890,873	9.61	157.52	122,561	92,738	7,474	5,656	Jeongeup-si
1,105,879	827,083	8.91	147.80	124,150	92,851	7,482	5,596	Namwon-si
1,345,900	1,000,291	12.24	202.20	109,952	81,718	6,656	4,947	Gimje-si
1,364,189	1,009,897	14.56	204.31	93,668	69,341	6,677	4,943	Wanju-gun
1,511,438	1,127,924	15.20	227.77	99,436	74,205	6,636	4,952	Jinan-gun
1,406,098	1,037,434	12.23	213.93	114,932	84,798	6,573	4,849	Muju-gun
1,545,016	1,138,955	15.54	229.41	99,414	73,286	6,735	4,965	Jangsu-gun
1,619,835	1,202,983	15.46	244.39	104,742	77,788	6,628	4,922	Imsil-gun
1,431,264	1,055,407	13.56	200.22	105,564	77,843	7,149	5,271	Sunchang-gun
1,385,758	1,030,151	12.14	200.49	114,154	84,860	6,912	5,138	Gochang-gun
1,299,230	965,123	10.74	177.66	120,936	89,836	7,313	5,433	Buan-gun
<b>1,036,223</b>	<b>758,598</b>	<b>8.43</b>	<b>143.07</b>	<b>122,992</b>	<b>90,040</b>	<b>7,243</b>	<b>5,302</b>	<b>Jeonnam</b>
881,286	685,705	7.27	98.99	121,164	94,274	8,903	6,927	Mokpo-si
1,036,946	802,929	7.34	109.89	141,357	109,456	9,436	7,307	Yeosu-si
869,779	672,713	7.10	101.13	122,481	94,731	8,601	6,652	Suncheon-si
1,135,761	838,254	10.16	153.15	111,773	82,495	7,416	5,474	Naju-si
979,880	731,601	9.10	123.51	107,674	80,392	7,933	5,923	Gwangyang-si
1,375,703	1,004,159	13.03	198.38	105,600	77,080	6,935	5,062	Damyang-gun
1,465,044	1,085,775	13.44	212.46	108,983	80,770	6,895	5,110	Gokseong-gun
1,325,263	980,384	11.84	198.09	111,975	82,835	6,690	4,949	Gurye-gun
1,313,229	985,554	10.73	180.72	122,378	91,842	7,267	5,453	Goheung-gun
1,388,599	1,033,350	11.71	202.16	118,619	88,272	6,869	5,112	Boseong-gun
1,105,711	800,931	10.86	161.47	101,795	73,736	6,848	4,960	Hwasun-gun
1,267,286	944,622	10.52	164.17	120,443	89,777	7,719	5,754	Jangheung-gun
1,239,838	915,829	11.02	177.02	112,522	83,117	7,004	5,174	Gangjin-gun
1,171,597	862,536	9.58	164.58	122,278	90,022	7,119	5,241	Haenam-gun
1,293,805	941,631	12.58	184.95	102,835	74,843	6,996	5,091	Yeongam-gun
1,098,226	799,694	11.23	152.63	97,756	71,183	7,195	5,239	Muan-gun
1,551,161	1,145,668	14.26	225.55	108,793	80,353	6,877	5,079	Hampyeong-gun
1,127,115	831,734	10.00	150.37	112,683	83,152	7,496	5,531	Yeonggwang-gun
1,397,576	1,023,543	13.61	192.65	102,657	75,183	7,254	5,313	Jangseong-gun
1,401,493	1,025,059	11.66	211.30	120,232	87,938	6,633	4,851	Wando-gun
1,412,918	1,046,630	12.38	210.89	114,100	84,520	6,700	4,963	Jindo-gun
1,762,531	1,294,493	16.63	279.54	105,988	77,843	6,305	4,631	Sinan-gun
<b>874,662</b>	<b>668,757</b>	<b>7.04</b>	<b>95.34</b>	<b>124,297</b>	<b>95,036</b>	<b>9,174</b>	<b>7,014</b>	<b>Jeju</b>
782,774	597,439	6.78	85.50	115,450	88,116	9,155	6,987	Jeju-si
1,096,358	816,039	9.42	158.05	116,348	86,600	6,937	5,163	Seogwipo-si

Note : Based on the Treatments(excluding pharmacy from Medical Service Use, including pharmacy in Treatment Days/Medical Expense /Benefit Amount) including Medical aid



## 제4장

# 연령별 성별 진료실적 현황



제 4-1 표  
Table 4-1

시·군·구별 연령별  
Medical Treatment Activities by

구 분	계				
	진료실인원수 Patients	입내원일수 Visit	요양급여일수 Reimbursed Days	진료비 Medical Expense	급여비 Benefit
광 주	1,381,594	34,113,974	310,336,331	3,527,769,212	2,726,679,503
동 구	103,760	2,820,991	26,352,100	292,035,767	226,596,568
서 구	274,525	6,746,022	62,395,840	701,030,366	539,988,273
남 구	203,199	5,287,989	50,688,059	555,054,383	429,067,372
북 구	408,339	10,503,997	95,462,272	1,094,005,298	851,335,175
광 산 구	391,771	8,754,975	75,438,060	885,643,398	679,692,115
전 북	1,720,244	49,184,975	486,847,326	5,006,248,620	3,910,334,637
전주시완산구	317,024	8,042,937	78,917,647	811,456,725	630,806,992
전주시덕진구	307,962	7,600,025	71,107,030	731,414,364	562,636,764
군 산 시	255,582	6,948,607	70,788,136	701,600,325	549,327,583
익 산 시	264,127	7,368,424	75,004,513	757,356,970	594,946,997
정 읍 시	102,163	3,369,515	32,818,701	348,085,194	274,705,576
남 원 시	75,560	2,481,103	24,172,372	244,917,850	192,704,521
김 제 시	81,255	2,889,089	27,705,305	300,955,216	239,772,862
완 주 군	97,065	2,740,057	26,924,243	284,120,855	221,359,371
진 안 군	24,074	824,123	8,859,666	87,957,830	68,602,947
무 주 군	22,867	681,251	8,131,706	73,472,000	57,007,262
장 수 군	20,720	680,080	7,497,497	75,249,074	58,505,251
임 실 군	25,707	956,558	9,487,525	97,927,019	76,432,653
순 창 군	26,343	967,360	9,288,465	99,964,287	77,487,158
고 창 군	51,225	1,829,822	17,955,357	202,885,282	158,271,168
부 안 군	48,570	1,806,024	18,189,163	188,885,629	147,767,531
전 남	1,773,279	51,230,015	496,990,555	5,437,254,485	4,220,992,293
목 포 시	207,731	5,904,288	54,569,295	620,507,133	487,393,701
여 수 시	265,715	7,671,841	71,037,216	779,540,741	601,826,984
순 천 시	270,060	6,339,613	60,893,241	673,895,733	519,903,836
나 주 시	115,921	3,307,826	30,306,462	348,779,621	270,461,710
광 양 시	148,457	3,200,200	31,566,514	324,500,600	248,268,393
담 양 군	44,687	1,407,689	13,960,871	153,408,629	119,061,486
곡 성 군	26,633	890,061	9,246,824	95,774,103	74,564,692
구 례 군	23,832	750,695	8,231,550	82,584,894	64,608,627
고 흥 군	60,393	2,096,147	22,201,887	234,713,081	184,614,629
보 성 군	36,998	1,214,714	13,129,160	141,207,563	110,480,811
화 순 군	60,090	1,799,451	17,776,993	208,819,697	161,972,118
장 흥 군	34,548	1,253,793	12,490,365	129,623,642	101,214,109
강 진 군	32,263	1,075,697	11,443,307	120,354,023	94,636,794
해 남 군	63,888	2,141,827	21,200,024	231,274,731	180,002,976
영 암 군	56,214	1,639,133	15,728,745	171,958,419	132,497,527
무 안 군	88,983	2,526,433	22,855,010	250,455,222	193,875,666
함 평 군	30,383	1,039,518	10,826,631	116,362,532	90,160,491
영 광 군	51,228	1,867,844	16,616,657	187,172,749	145,689,452
장 성 군	42,141	1,307,571	12,960,540	146,994,513	113,778,600
완 도 군	46,699	1,530,566	15,870,093	167,084,970	129,790,688
진 도 군	28,868	956,571	10,316,315	104,507,609	81,768,085
신 안 군	37,547	1,308,537	13,762,855	147,734,283	114,420,917
제 주	658,493	15,418,076	156,148,732	1,446,381,024	1,119,071,158
제 주 시	479,111	10,901,257	109,792,449	1,012,814,575	782,819,094
서 귀 포 시	179,382	4,516,819	46,356,283	433,566,449	336,252,063

주 : 진료일 기준(의료이용은 약국제외, 요양급여일수, 진료비와 급여비는 약국포함)이며, 의료급여 포함



# 진료실적 현황 (계)

## Age and District (Total)

(단위 : 명, 일, 천원)  
Unit : Person, Day, 1,000Won

0 ~ 9세					Division
진료실인원수 Patients	입내원일수 Visit	요양급여일수 Reimbursed Days	진료비 Medical Expense	급여비 Benefit	
<b>99,924</b>	<b>3,008,454</b>	<b>13,105,401</b>	<b>184,594,725</b>	<b>149,475,936</b>	<b>Gwangju</b>
7,409	240,275	1,037,660	14,270,964	11,628,582	Dong-gu
17,035	512,106	2,227,869	31,047,876	25,151,031	Seo-gu
14,566	441,238	1,955,220	27,900,733	22,603,247	Nam-gu
28,704	865,057	3,767,726	51,700,662	41,827,284	Buk-gu
32,210	949,778	4,116,926	59,674,490	48,265,792	Gwangsan-gu
<b>101,618</b>	<b>3,069,872</b>	<b>13,438,367</b>	<b>166,042,080</b>	<b>134,043,669</b>	<b>Jeonbuk</b>
19,449	568,116	2,563,855	29,909,084	23,869,889	Wansan-gu
24,239	759,871	3,296,521	40,551,591	32,500,088	Deokjin-gu
16,357	540,142	2,363,556	28,348,556	22,992,904	Gunsan-si
14,545	439,104	1,947,793	25,083,583	20,352,414	Iksan-si
4,926	142,110	600,957	7,278,947	5,865,315	Jeongeup-si
3,783	103,047	440,395	4,961,486	3,979,926	Namwon-si
3,598	108,696	439,482	6,587,366	5,509,337	Gimje-si
6,165	184,440	805,538	9,621,425	7,795,956	Wanju-gun
889	24,958	107,953	1,345,754	1,076,668	Jinan-gun
825	18,475	90,422	1,578,426	1,332,779	Muju-gun
802	18,963	84,328	1,036,184	826,853	Jangsu-gun
1,061	31,788	138,427	1,840,558	1,524,914	Imsil-gun
1,084	29,385	128,691	2,120,662	1,772,575	Sunchang-gun
2,014	49,027	217,095	3,005,633	2,389,504	Gochang-gun
1,881	51,750	213,354	2,772,825	2,254,546	Buan-gun
<b>106,835</b>	<b>2,964,741</b>	<b>12,414,998</b>	<b>179,571,134</b>	<b>145,961,081</b>	<b>Jeonnam</b>
13,396	408,752	1,696,688	26,141,539	21,212,407	Mokpo-si
16,935	460,976	1,815,606	27,826,183	22,320,364	Yeosu-si
20,058	547,947	2,267,436	31,424,789	25,818,859	Suncheon-si
8,988	262,885	1,159,301	15,255,617	12,280,049	Naju-si
11,319	326,662	1,340,232	17,965,194	14,570,353	Gwangyang-si
1,918	50,095	211,419	3,474,756	2,867,750	Damyang-gun
766	17,799	75,870	1,038,000	836,868	Gokseong-gun
809	17,721	77,955	1,155,262	969,159	Gurye-gun
1,964	42,939	190,096	2,736,111	2,270,149	Goheung-gun
1,224	26,892	125,769	1,683,706	1,391,172	Boseong-gun
2,701	69,156	311,603	4,273,191	3,482,409	Hwasun-gun
1,445	38,368	168,082	2,517,423	2,050,061	Jangheung-gun
1,342	33,387	145,292	2,338,964	1,947,515	Gangjin-gun
2,906	82,186	349,413	6,044,712	4,927,038	Haenam-gun
2,734	75,822	321,732	4,996,207	4,063,735	Yeongam-gun
7,086	210,980	857,378	12,270,974	9,928,530	Muan-gun
980	24,098	109,780	1,465,922	1,202,350	Hampyeong-gun
3,376	95,901	413,940	5,965,199	4,896,440	Yeonggwang-gun
1,950	46,188	209,015	2,894,320	2,326,951	Jangseong-gun
2,396	57,294	267,033	3,902,254	3,196,120	Wando-gun
1,273	33,995	155,028	1,926,206	1,534,581	Jindo-gun
1,269	34,698	146,330	2,274,604	1,868,222	Sinan-gun
<b>51,091</b>	<b>1,400,832</b>	<b>6,028,064</b>	<b>68,060,251</b>	<b>54,867,972</b>	<b>Jeju</b>
38,483	1,093,499	4,679,336	52,586,165	42,450,390	Jeju-si
12,608	307,333	1,348,728	15,474,085	12,417,582	Seogwipo-si

Note : Based on the Treatments (excluding pharmacy from Medical Service Use, including pharmacy in Treatment Days/Medical Expense /Benefit Amount) including Medical aid

제 4-1 표  
Table 4-1

시·군·구별 연령별  
Medical Treatment Activities by

구 분	10 ~ 19세				
	진료실인원수 Patients	입내원일수 Visit	요양급여일수 Reimbursed Days	진료비 Medical Expense	급여비 Benefit
광 주	143,959	1,945,650	8,846,173	130,036,113	96,314,644
동 구	7,225	102,097	494,942	6,249,815	4,608,225
서 구	27,419	380,328	1,702,222	24,874,900	18,344,492
남 구	21,824	302,844	1,422,784	19,783,287	14,532,491
북 구	38,719	524,666	2,387,020	35,406,369	26,352,748
광 산 구	48,772	635,715	2,839,205	43,721,742	32,476,688
전 북	158,887	2,138,116	9,760,307	134,635,803	101,018,210
전주시완산구	31,717	426,078	2,013,504	26,411,816	19,575,417
전주시덕진구	34,365	481,680	2,164,400	28,963,900	21,385,445
군 산 시	24,847	345,962	1,558,106	20,775,479	15,489,078
익 산 시	24,756	337,758	1,557,095	23,079,788	17,778,250
정 읍 시	8,277	106,607	467,248	6,944,369	5,313,509
남 원 시	6,322	75,305	340,373	4,655,144	3,497,905
김 제 시	5,577	82,562	342,079	5,565,678	4,329,545
완 주 군	8,338	110,218	514,464	6,368,798	4,680,838
진 안 군	1,446	15,692	74,861	1,142,571	882,621
무 주 군	1,601	16,042	88,354	909,257	659,435
장 수 군	1,479	16,271	78,298	1,649,938	1,327,562
임 실 군	1,389	17,486	78,687	1,091,607	824,923
순 창 군	1,955	22,516	101,173	1,449,788	1,057,580
고 창 군	3,652	43,671	201,546	3,136,611	2,363,521
부 안 군	3,166	40,268	180,119	2,491,058	1,852,581
전 남	153,325	1,876,207	8,454,828	128,707,426	96,033,409
목 포 시	22,610	298,081	1,340,510	21,287,296	16,162,318
여 수 시	23,853	305,411	1,330,592	20,278,065	15,046,453
순 천 시	27,802	333,228	1,464,215	22,856,855	16,909,031
나 주 시	9,802	113,962	540,610	8,001,743	5,946,711
광 양 시	15,172	183,362	813,401	11,807,669	8,661,214
담 양 군	2,763	33,070	149,006	2,145,264	1,589,158
곡 성 군	1,570	17,865	81,923	1,009,481	737,235
구 레 군	1,506	16,336	75,608	973,350	714,280
고 흥 군	3,176	33,293	149,410	2,372,175	1,793,655
보 성 군	2,127	22,553	113,300	1,466,506	1,105,751
화 순 군	4,887	63,139	301,271	4,566,967	3,465,400
장 흥 군	2,326	30,029	126,660	2,260,315	1,716,559
강 진 군	2,123	24,327	115,646	1,689,531	1,286,204
4,519	58,198	262,756	4,865,432	3,785,126	
영 암 군	3,991	47,866	216,257	3,158,744	2,337,738
무 안 군	9,753	120,853	532,463	8,305,485	6,145,810
함 평 군	1,761	20,151	102,222	1,276,316	966,827
영 광 군	3,768	47,127	214,279	3,008,317	2,166,101
장 성 군	2,885	32,645	164,953	2,399,666	1,815,637
완 도 군	3,223	35,910	171,056	2,369,893	1,729,834
진 도 군	1,891	19,443	96,297	1,274,521	930,838
신 안 군	1,817	19,358	92,393	1,333,834	1,021,530
제 주	68,514	919,455	4,266,909	55,691,409	41,430,429
제 주 시	51,321	704,352	3,241,212	42,567,524	31,675,894
서 귀 포 시	17,193	215,103	1,025,697	13,123,885	9,754,535

주 : 진료일 기준(의료이용은 약국제외, 요양급여일수, 진료비와 급여비는 약국포함)이며, 의료급여 포함

# 진료실적 현황 (계) <계속> Age and District (Total) <Cont'd>

(단위 : 명, 일, 천원)  
Unit : Person, Day, 1,000Won

20 ~ 29세					Division
진료실인원수 Patients	입내원일수 Visit	요양급여일수 Reimbursed Days	진료비 Medical Expense	급여비 Benefit	
<b>182,483</b>	<b>1,969,195</b>	<b>10,969,012</b>	<b>169,344,275</b>	<b>123,710,776</b>	<b>Gwangju</b>
14,214	151,531	889,103	12,763,050	9,291,536	Dong-gu
38,525	420,221	2,349,326	35,779,244	26,137,910	Seo-gu
23,120	255,855	1,476,821	20,674,680	14,932,297	Nam-gu
52,528	572,547	3,158,854	50,010,834	36,755,486	Buk-gu
54,096	569,041	3,094,908	50,116,466	36,593,548	Gwangsan-gu
<b>183,056</b>	<b>2,002,555</b>	<b>11,236,197</b>	<b>163,574,905</b>	<b>120,643,043</b>	<b>Jeonbuk</b>
42,057	462,209	2,644,585	38,258,781	28,086,220	Wansan-gu
39,304	427,561	2,413,814	35,080,186	25,658,981	Deokjin-gu
25,626	277,154	1,539,230	22,134,750	16,370,497	Gunsan-si
30,581	328,298	1,815,260	25,325,288	18,549,565	Iksan-si
8,939	99,883	546,026	8,344,053	6,241,380	Jeongeup-si
6,023	65,168	365,798	5,409,784	4,074,928	Namwon-si
6,890	79,624	445,887	6,857,834	5,190,124	Gimje-si
9,232	104,207	562,190	8,753,731	6,491,993	Wanju-gun
1,496	16,459	90,831	1,288,713	958,273	Jinan-gun
1,415	13,889	85,063	1,164,818	852,060	Muju-gun
1,302	13,531	88,972	1,207,804	913,328	Jangsu-gun
1,632	18,933	105,723	1,552,785	1,160,117	Imsil-gun
1,867	20,346	112,954	1,807,117	1,359,426	Sunchang-gun
3,330	35,975	202,667	3,091,505	2,277,828	Gochang-gun
3,362	39,318	217,197	3,297,757	2,458,322	Buan-gun
<b>170,459</b>	<b>1,791,764</b>	<b>9,937,823</b>	<b>156,003,899</b>	<b>114,708,196</b>	<b>Jeonnam</b>
22,823	251,073	1,408,814	22,268,421	16,613,683	Mokpo-si
28,561	304,158	1,668,421	25,443,579	18,445,104	Yeosu-si
31,394	325,327	1,801,095	28,387,421	20,778,588	Suncheon-si
11,196	118,859	665,113	10,334,205	7,551,071	Naju-si
16,744	168,383	916,038	15,282,824	11,309,311	Gwangyang-si
3,742	40,514	226,059	3,660,899	2,756,770	Damyang-gun
1,928	21,551	119,443	1,646,202	1,183,721	Gokseong-gun
1,505	15,228	86,773	1,360,934	1,024,876	Gurye-gun
3,318	32,149	181,015	2,987,057	2,255,027	Goheung-gun
2,207	22,790	135,366	1,950,452	1,419,642	Boseong-gun
5,882	66,359	358,828	5,776,750	4,231,625	Hwasun-gun
2,314	26,088	139,418	2,168,811	1,623,629	Jangheung-gun
2,226	25,322	144,615	2,162,239	1,618,253	Gangjin-gun
4,560	46,534	259,322	4,030,712	2,948,549	Haenam-gun
5,681	53,582	298,326	4,771,141	3,491,787	Yeongam-gun
8,913	91,330	509,498	7,955,349	5,829,700	Muan-gun
2,056	20,770	119,283	1,761,030	1,286,446	Hampyeong-gun
4,257	49,215	272,938	4,042,963	2,935,634	Yeonggwang-gun
3,540	37,050	204,885	3,230,443	2,360,931	Jangseong-gun
3,174	30,865	167,848	2,573,036	1,881,341	Wando-gun
2,185	21,714	126,057	1,832,708	1,357,288	Jindo-gun
2,253	22,903	128,668	2,376,722	1,805,218	Sinan-gun
<b>70,755</b>	<b>747,748</b>	<b>4,410,735</b>	<b>60,933,070</b>	<b>45,170,496</b>	<b>Jeju</b>
54,593	582,361	3,450,538	47,622,441	35,383,848	Jeju-si
16,162	165,387	960,197	13,310,629	9,786,648	Seogwipo-si

Note : Based on the Treatments (excluding pharmacy from Medical Service Use, including pharmacy in Treatment Days/Medical Expense /Benefit Amount) including Medical aid

제 4-1 표  
Table 4-1

시·군·구별 연령별  
Medical Treatment Activities by

구 분	30 ~ 39세				
	진료실인원수 Patients	입내원일수 Visit	요양급여일수 Reimbursed Days	진료비 Medical Expense	급여비 Benefit
광 주	167,339	2,426,173	15,494,672	234,710,821	174,258,558
동 구	13,701	200,516	1,268,569	19,809,428	14,781,420
서 구	31,913	461,421	2,936,210	43,994,027	32,582,899
남 구	22,025	325,637	2,158,841	31,648,365	23,503,604
북 구	50,250	734,779	4,682,837	70,490,896	52,366,203
광 산 구	49,450	703,820	4,448,215	68,768,105	51,024,431
전 북	168,350	2,499,464	16,544,985	227,299,854	170,459,934
전주시완산구	35,377	513,086	3,434,429	46,734,493	34,707,809
전주시덕진구	38,116	564,264	3,664,682	51,549,506	38,315,083
군 산 시	25,944	377,922	2,488,817	33,271,908	24,849,323
익 산 시	25,081	373,835	2,516,467	33,783,227	25,552,171
정 읍 시	7,730	120,830	810,454	11,259,987	8,556,830
남 원 시	5,391	81,149	536,736	7,009,468	5,385,450
김 제 시	6,595	103,489	651,440	9,690,103	7,438,411
완 주 군	10,523	155,918	1,029,739	14,565,892	11,010,866
진 안 군	1,376	21,314	143,486	2,021,199	1,549,170
무 주 군	1,389	19,217	143,947	1,826,020	1,389,255
장 수 군	1,167	16,619	122,107	1,511,836	1,126,744
임 실 군	1,621	25,994	170,280	2,347,681	1,828,979
순 창 군	1,555	25,908	178,815	2,489,116	1,869,266
고 창 군	3,297	48,867	326,821	4,632,115	3,448,482
부 안 군	3,188	51,052	326,765	4,607,303	3,432,093
전 남	166,614	2,406,043	15,476,824	230,041,380	171,834,363
목 포 시	20,624	326,795	2,119,868	31,285,144	23,591,849
여 수 시	27,239	398,837	2,499,163	37,387,730	27,689,198
순 천 시	30,540	427,768	2,740,618	40,752,946	30,272,299
나 주 시	13,962	198,050	1,261,244	19,703,781	14,712,546
광 양 시	17,693	236,792	1,517,372	23,071,173	17,240,016
담 양 군	3,297	48,359	316,447	4,860,578	3,683,116
곡 성 군	1,507	21,592	144,227	1,991,262	1,506,820
구 레 군	1,241	17,378	119,956	1,774,473	1,369,367
고 흥 군	3,131	44,175	291,116	4,461,901	3,413,463
보 성 군	1,995	27,662	198,484	2,862,065	2,217,000
화 순 군	4,413	66,078	419,492	6,771,911	5,119,854
장 흥 군	2,184	35,814	220,871	3,387,196	2,520,809
강 진 군	2,081	31,067	205,208	3,021,439	2,282,011
해 남 군	4,092	61,893	414,045	5,927,331	4,466,278
영 암 군	5,600	68,238	442,170	5,953,826	4,333,161
무 안 군	9,970	147,191	925,340	13,470,748	9,945,733
함 평 군	1,839	28,377	184,931	2,771,121	2,101,179
영 광 군	4,408	70,409	432,482	6,602,776	4,939,020
장 성 군	3,187	46,308	315,440	4,473,476	3,355,135
완 도 군	3,357	42,324	291,512	3,688,885	2,693,769
진 도 군	1,994	27,690	195,553	2,457,620	1,831,167
신 안 군	2,260	33,246	221,285	3,363,999	2,550,574
제 주	76,894	1,061,442	7,196,983	93,720,305	70,491,609
제 주 시	58,768	816,595	5,494,745	71,652,872	53,926,143
서 귀 포 시	18,126	244,847	1,702,238	22,067,433	16,565,466

주 : 진료일 기준(의료이용은 약국제외, 요양급여일수, 진료비와 급여비는 약국포함)이며, 의료급여 포함

# 진료실적 현황 (계) <계속> Age and District (Total) <Cont'd>

(단위 : 명, 일, 천원)  
Unit : Person, Day, 1,000Won

40 ~ 49세					Division
진료실인원수 Patients	입내원일수 Visit	요양급여일수 Reimbursed Days	진료비 Medical Expense	급여비 Benefit	
214,892	3,707,830	32,537,017	369,499,763	275,711,781	<b>Gwangju</b>
13,494	236,153	2,067,409	23,866,288	17,979,708	Dong-gu
41,252	712,899	6,313,075	69,722,255	51,587,804	Seo-gu
31,301	541,962	4,831,926	54,083,484	40,413,500	Nam-gu
60,404	1,056,824	9,158,057	107,029,434	80,650,894	Buk-gu
68,441	1,159,992	10,166,550	114,798,302	85,079,875	Gwangsan-gu
<b>232,166</b>	<b>4,133,360</b>	<b>38,397,127</b>	<b>390,938,042</b>	<b>296,253,176</b>	<b>Jeonbuk</b>
45,119	775,423	7,308,445	74,055,588	55,639,025	Wansan-gu
49,192	842,941	7,823,408	79,622,614	59,414,504	Deokjin-gu
38,778	671,234	6,347,196	62,876,782	47,459,106	Gunsan-si
35,099	638,960	6,124,238	60,016,073	45,862,360	Iksan-si
12,207	228,715	2,018,797	21,885,985	16,918,597	Jeongeup-si
8,626	162,035	1,435,945	14,235,627	10,918,362	Namwon-si
8,709	177,194	1,548,727	17,088,350	13,289,174	Gimje-si
13,085	234,731	2,152,406	22,407,708	17,073,434	Wanju-gun
2,076	38,866	355,034	3,825,158	2,971,851	Jinan-gun
2,352	37,932	386,371	3,433,762	2,592,216	Muju-gun
2,011	33,830	356,495	3,518,446	2,681,707	Jangsu-gun
2,174	44,232	378,338	3,912,842	2,989,970	Imsil-gun
2,735	49,155	448,400	4,603,313	3,514,493	Sunchang-gun
4,963	93,835	806,679	9,445,315	7,231,976	Gochang-gun
5,040	104,277	906,648	10,010,478	7,696,402	Buan-gun
<b>228,297</b>	<b>3,897,312</b>	<b>35,191,474</b>	<b>387,829,633</b>	<b>291,430,906</b>	<b>Jeonnam</b>
32,356	595,147	5,241,165	59,633,648	45,285,991	Mokpo-si
36,742	627,290	5,604,520	62,034,129	45,924,321	Yeosu-si
38,317	599,986	5,446,240	61,073,094	45,539,715	Suncheon-si
16,249	266,677	2,455,142	26,591,879	19,674,540	Naju-si
21,670	324,100	3,055,972	32,186,698	23,890,652	Gwangyang-si
4,431	81,606	680,382	7,971,613	6,113,209	Damyang-gun
2,453	44,915	405,574	4,633,336	3,614,423	Gokseong-gun
2,207	36,157	339,306	3,296,058	2,525,387	Gurye-gun
5,061	90,070	841,221	9,146,248	7,150,855	Goheung-gun
3,144	59,652	537,555	5,788,288	4,540,014	Boseong-gun
6,633	118,787	1,062,306	12,932,056	9,895,031	Hwasun-gun
3,337	65,744	575,878	6,521,137	4,957,648	Jangheung-gun
3,023	54,784	522,104	5,626,119	4,353,040	Gangjin-gun
6,547	117,580	1,066,527	11,631,640	8,833,821	Haenam-gun
7,278	127,106	1,090,541	11,983,726	9,016,338	Yeongam-gun
13,806	233,333	2,099,279	21,959,353	16,268,804	Muan-gun
2,788	51,938	489,205	5,727,818	4,470,315	Hampyeong-gun
5,748	111,316	965,337	10,163,415	7,568,025	Yeonggwang-gun
4,557	76,742	693,963	7,711,950	5,786,234	Jangseong-gun
5,304	97,280	909,515	9,517,669	7,202,746	Wando-gun
2,941	55,172	508,411	5,340,993	4,069,365	Jindo-gun
3,705	61,930	601,331	6,358,770	4,750,431	Sinan-gun
<b>103,529</b>	<b>1,629,070</b>	<b>15,871,141</b>	<b>152,179,989</b>	<b>114,170,218</b>	<b>Jeju</b>
76,091	1,207,495	11,737,394	111,785,774	83,680,174	Jeju-si
27,438	421,575	4,133,747	40,394,215	30,490,044	Seogwipo-si

Note : Based on the Treatments (excluding pharmacy from Medical Service Use, including pharmacy in Treatment Days/Medical Expense /Benefit Amount) including Medical aid

제 4-1 표  
Table 4-1

시·군·구별 연령별  
Medical Treatment Activities by

구 분	50 ~ 59세				
	진료실인원수 Patients	입내원일수 Visit	요양급여일수 Reimbursed Days	진료비 Medical Expense	급여비 Benefit
광 주	231,329	5,462,543	58,376,057	579,380,135	444,656,799
동 구	15,097	360,968	3,917,498	37,107,627	28,587,928
서 구	48,033	1,132,590	12,066,368	120,316,353	92,148,461
남 구	31,277	749,760	8,183,770	79,437,726	61,107,542
북 구	68,362	1,676,130	17,390,075	176,759,032	137,088,966
광 산 구	68,560	1,543,095	16,818,346	165,759,398	125,723,901
전 북	289,689	6,995,459	80,293,724	708,058,181	548,357,684
전주시완산구	55,391	1,285,827	14,875,172	132,920,272	102,687,116
전주시덕진구	49,373	1,147,360	13,128,574	114,739,590	87,466,867
군 산 시	43,634	1,025,184	12,383,636	103,724,844	80,050,480
익 산 시	46,137	1,130,133	13,332,079	113,632,903	88,354,340
정 읍 시	17,351	442,831	4,856,501	44,681,487	35,108,619
남 원 시	13,061	336,804	3,590,186	32,474,288	25,394,671
김 제 시	12,857	340,666	3,747,816	33,589,506	26,508,438
완 주 군	15,996	376,139	4,332,842	38,817,953	29,973,939
진 안 군	4,082	99,530	1,105,187	10,472,968	8,185,523
무 주 군	3,877	82,996	1,067,234	8,829,990	6,775,173
장 수 군	3,434	81,133	996,924	8,787,652	6,839,771
임 실 군	4,148	112,819	1,186,461	10,988,977	8,594,911
순 창 군	4,264	108,479	1,162,205	10,882,698	8,496,693
고 창 군	8,162	202,146	2,216,819	21,883,719	17,090,647
부 안 군	7,922	223,412	2,312,088	21,631,335	16,830,497
전 남	299,234	7,081,201	78,369,509	751,371,252	578,095,308
목 포 시	35,377	913,810	9,863,938	96,967,457	75,497,718
여 수 시	45,743	1,087,539	12,102,319	113,522,572	86,067,039
순 천 시	47,239	1,010,840	11,498,271	111,208,237	85,023,441
나 주 시	16,951	404,078	4,381,284	43,936,880	33,940,010
광 양 시	29,219	564,899	6,955,181	59,252,968	44,545,063
담 양 군	7,648	183,495	1,915,825	18,923,479	14,444,623
곡 성 군	4,434	107,653	1,194,522	11,066,951	8,589,437
구 레 군	4,198	91,907	1,093,157	9,751,157	7,608,088
고 흥 군	9,101	218,136	2,435,998	23,411,283	18,474,373
보 성 군	5,784	133,135	1,535,379	14,436,620	11,370,259
화 순 군	10,838	278,150	2,783,094	30,969,702	24,055,625
장 흥 군	5,655	148,819	1,521,509	15,251,451	11,990,399
강 진 군	5,076	120,442	1,423,814	12,971,482	10,164,228
해 남 군	10,502	271,211	2,848,853	27,381,574	21,121,306
영 암 군	9,747	234,419	2,513,742	24,919,153	19,128,983
무 안 군	13,243	334,955	3,638,876	34,691,593	26,744,990
함 평 군	5,001	126,064	1,341,498	13,163,946	10,275,328
영 광 군	8,101	227,821	2,250,727	22,892,347	17,773,968
장 성 군	7,115	169,116	1,843,934	17,930,333	13,713,543
완 도 군	7,195	176,065	2,038,980	18,550,404	14,219,734
진 도 군	4,613	121,953	1,379,257	13,085,069	10,333,974
신 안 군	6,454	156,694	1,809,351	17,086,594	13,013,178
제 주	112,821	2,269,098	28,126,547	230,229,404	176,908,243
제 주 시	81,501	1,644,354	20,356,468	166,764,796	128,028,289
서 귀 포 시	31,320	624,744	7,770,079	63,464,609	48,879,954

주 : 진료일 기준(의료이용은 약국제외, 요양급여일수, 진료비와 급여비는 약국포함)이며, 의료급여 포함

# 진료실적 현황 (계) <계속> Age and District (Total) <Cont'd>

(단위 : 명, 일, 천원)  
Unit : Person, Day, 1,000Won

60 ~ 69세					Division
진료실인원수 Patients	입내원일수 Visit	요양급여일수 Reimbursed Days	진료비 Medical Expense	급여비 Benefit	
<b>182,521</b>	<b>6,572,995</b>	<b>76,395,130</b>	<b>761,318,686</b>	<b>593,947,082</b>	<b>Gwangju</b>
15,418	568,028	6,464,964	63,058,231	49,283,419	Dong-gu
37,576	1,327,010	15,418,884	153,150,270	118,988,979	Seo-gu
29,519	1,065,178	12,779,982	123,872,205	96,494,120	Nam-gu
59,286	2,200,359	25,063,904	254,406,074	199,955,402	Buk-gu
40,722	1,412,420	16,667,396	166,831,906	129,225,162	Gwangsan-gu
<b>282,298</b>	<b>10,234,220</b>	<b>127,452,918</b>	<b>1,137,132,004</b>	<b>890,975,052</b>	<b>Jeonbuk</b>
46,492	1,595,397	20,330,400	179,913,416	140,865,895	Wansan-gu
38,543	1,344,370	16,912,373	150,123,341	116,820,473	Deokjin-gu
41,032	1,467,119	18,971,082	165,014,719	129,562,321	Gunsan-si
44,544	1,626,915	20,454,279	180,983,773	142,388,936	Iksan-si
18,640	720,083	8,554,771	79,483,264	63,051,515	Jeongeup-si
14,066	553,904	6,429,553	57,655,695	45,549,792	Namwon-si
15,866	634,823	7,375,339	68,116,730	54,094,460	Gimje-si
16,575	572,258	7,287,673	65,736,846	51,303,083	Wanju-gun
5,558	189,616	2,461,852	21,412,813	16,617,795	Jinan-gun
4,968	157,949	2,236,615	17,741,568	13,668,550	Muju-gun
4,422	153,868	2,026,911	17,296,890	13,347,160	Jangsu-gun
5,549	200,378	2,477,986	21,112,765	16,248,868	Imsil-gun
5,301	200,150	2,387,174	21,711,988	16,643,510	Sunchang-gun
10,505	386,960	4,609,678	44,631,217	34,779,396	Gochang-gun
10,237	430,430	4,937,232	46,196,978	36,033,300	Buan-gun
<b>302,687</b>	<b>10,948,908</b>	<b>130,713,622</b>	<b>1,259,740,734</b>	<b>976,809,333</b>	<b>Jeonnam</b>
31,218	1,277,645	14,292,066	146,852,053	115,641,588	Mokpo-si
44,482	1,744,920	19,802,275	190,518,850	147,158,078	Yeosu-si
39,997	1,288,563	16,065,590	155,826,396	120,873,782	Suncheon-si
18,097	673,933	7,792,157	80,418,576	62,703,648	Naju-si
21,011	611,020	8,067,812	72,475,117	55,770,444	Gwangyang-si
9,301	316,001	3,804,052	35,971,423	27,679,205	Damyang-gun
5,663	191,721	2,365,964	21,008,161	16,184,711	Gokseong-gun
5,154	169,103	2,177,613	19,117,632	14,826,211	Gurye-gun
13,312	467,561	5,769,482	54,259,962	42,470,114	Goheung-gun
7,953	258,801	3,329,767	31,058,038	24,246,802	Boseong-gun
11,028	392,286	4,645,327	49,130,392	37,882,958	Hwasun-gun
6,983	259,382	3,180,997	28,345,936	21,882,357	Jangheung-gun
6,674	241,624	3,005,899	26,893,479	20,918,742	Gangjin-gun
12,996	486,403	5,646,857	55,687,652	43,155,393	Haenam-gun
9,632	338,743	4,052,929	39,223,089	30,144,576	Yeongam-gun
12,292	480,613	5,612,448	52,501,896	40,765,904	Muan-gun
6,466	229,966	2,841,972	26,779,888	20,540,446	Hampyeong-gun
9,095	400,368	4,171,082	41,251,687	31,905,039	Yeonggwang-gun
8,147	278,878	3,371,404	33,659,382	25,965,195	Jangseong-gun
9,101	341,220	4,181,443	39,362,218	30,364,433	Wando-gun
5,673	198,857	2,666,924	23,005,635	17,818,727	Jindo-gun
8,412	301,300	3,869,562	36,393,270	27,910,981	Sinan-gun
<b>92,608</b>	<b>2,867,512</b>	<b>38,302,819</b>	<b>310,433,611</b>	<b>242,186,632</b>	<b>Jeju</b>
63,918	1,952,870	26,482,605	210,899,462	164,316,655	Jeju-si
28,690	914,642	11,820,214	99,534,150	77,869,976	Seogwipo-si

Note : Based on the Treatments (excluding pharmacy from Medical Service Use, including pharmacy in Treatment Days/Medical Expense /Benefit Amount) including Medical aid

제 4-1 표  
Table 4-1

시·군·구별 연령별  
Medical Treatment Activities by

구 분	70 ~ 79세				
	진료실인원수 Patients	입내원일수 Visit	요양급여일수 Reimbursed Days	진료비 Medical Expense	급여비 Benefit
광 주	99,965	4,911,224	59,028,791	600,734,338	472,796,533
동 구	10,346	508,500	6,011,835	59,953,062	47,133,082
서 구	20,767	978,248	12,093,926	120,250,915	94,226,445
남 구	18,710	893,261	11,245,973	109,490,977	85,653,677
북 구	31,856	1,584,174	18,883,208	194,182,741	153,468,282
광 산 구	18,286	947,041	10,793,849	116,856,643	92,315,047
전 북	173,640	9,119,974	108,211,902	1,044,424,447	826,928,658
전주시완산구	25,807	1,269,923	15,832,324	149,767,819	119,151,381
전주시덕진구	21,476	1,087,558	13,112,363	123,739,917	97,049,968
군 산 시	24,395	1,247,546	15,569,632	145,680,408	116,364,940
익 산 시	25,542	1,319,100	15,929,738	154,860,883	123,482,855
정 읍 시	12,747	711,036	8,036,232	78,996,366	62,580,683
남 원 시	9,698	534,008	5,972,855	56,000,635	44,179,267
김 제 시	11,069	640,246	6,971,876	72,412,230	58,112,964
완 주 군	9,619	485,084	5,751,505	57,031,766	44,914,608
진 안 군	3,747	194,193	2,340,699	21,164,826	16,453,214
무 주 군	3,213	154,220	2,017,425	17,276,224	13,418,148
장 수 군	3,179	160,802	1,979,254	18,949,903	14,775,140
임 실 군	4,055	222,567	2,485,637	25,386,460	19,964,526
순 창 군	3,808	222,710	2,426,400	24,397,212	19,031,143
고 창 군	7,842	435,241	4,865,301	51,074,832	39,888,449
부 안 군	7,443	435,740	4,920,661	47,684,966	37,561,372
전 남	192,016	10,122,936	116,219,353	1,186,054,153	931,481,280
목 포 시	18,777	1,071,367	11,892,783	126,983,920	101,560,487
여 수 시	26,326	1,557,911	16,477,946	172,757,026	136,280,977
순 천 시	20,109	908,569	11,318,058	115,312,860	90,469,720
나 주 시	11,319	597,271	6,751,029	69,839,933	54,616,036
광 양 시	9,110	412,602	5,176,752	49,415,472	38,533,672
담 양 군	6,079	304,729	3,568,974	35,121,437	27,338,335
곡 성 군	3,981	198,887	2,358,988	22,627,731	17,644,347
구 레 군	3,640	176,633	2,190,236	21,201,808	16,660,681
고 흥 군	10,996	559,060	6,533,357	66,194,686	52,115,347
보 성 군	6,163	277,006	3,602,129	35,077,835	27,485,866
화 순 군	7,107	341,724	4,141,528	43,602,579	33,913,303
장 흥 군	5,158	288,624	3,343,022	32,203,254	25,242,115
강 진 군	4,956	247,059	3,092,189	29,668,097	23,347,770
혜 남 군	9,544	511,381	5,627,128	58,367,372	45,614,323
영 암 군	6,166	325,505	3,624,818	37,092,256	28,819,934
무 안 군	8,011	468,652	5,064,411	52,567,228	41,580,525
함 평 군	4,732	233,846	2,849,388	27,890,957	21,600,016
영 광 군	6,808	441,689	4,404,001	46,068,854	36,181,552
장 성 군	5,670	281,419	3,286,125	34,832,722	27,175,640
완 도 군	6,956	371,442	4,329,935	44,449,618	34,690,897
진 도 군	4,336	229,432	2,791,375	27,058,768	21,273,218
신 안 군	6,072	318,128	3,795,181	37,719,740	29,336,519
제 주	48,228	2,460,493	29,462,943	255,837,857	200,914,783
제 주 시	32,134	1,594,940	19,592,613	167,723,272	131,952,200
서 귀 포 시	16,094	865,553	9,870,330	88,114,585	68,962,584

주 : 진료일 기준(의료이용은 약국제외, 요양급여일수, 진료비와 급여비는 약국포함)이며, 의료급여 포함



# 진료실적 현황 (계) <계속> Age and District (Total) <Cont'd>

(단위 : 명, 일, 천원)  
Unit : Person, Day, 1,000Won

80세이상					Division
진료실인원수 Patients	입내원일수 Visit	요양급여일수 Reimbursed Days	진료비 Medical Expense	급여비 Benefit	
<b>59,182</b>	<b>4,109,910</b>	<b>35,584,078</b>	<b>498,150,356</b>	<b>395,807,394</b>	<b>Gwangju</b>
6,856	452,923	4,200,120	54,957,303	43,302,667	Dong-gu
12,005	821,199	7,287,960	101,894,527	80,820,254	Seo-gu
10,857	712,254	6,632,742	88,162,925	69,826,894	Nam-gu
18,230	1,289,461	10,970,591	154,019,256	122,869,909	Buk-gu
11,234	834,073	6,492,665	99,116,345	78,987,670	Gwangsan-gu
<b>130,540</b>	<b>8,991,955</b>	<b>81,511,799</b>	<b>1,034,143,304</b>	<b>821,655,210</b>	<b>Jeonbuk</b>
15,615	1,146,878	9,914,933	133,485,455	106,224,240	Wansan-gu
13,354	944,420	8,590,895	107,043,718	84,025,353	Deokjin-gu
14,969	996,344	9,566,881	119,772,879	96,188,934	Gunsan-si
17,842	1,174,321	11,327,564	140,591,452	112,626,106	Iksan-si
11,346	797,420	6,927,715	89,210,735	71,069,129	Jeongeup-si
8,590	569,683	5,060,531	62,515,722	49,724,221	Namwon-si
10,094	721,789	6,182,659	81,047,418	65,300,409	Gimje-si
7,532	517,062	4,487,886	60,816,735	48,114,654	Wanju-gun
3,404	223,495	2,179,763	25,283,830	19,907,833	Jinan-gun
3,227	180,531	2,016,275	20,711,935	16,319,645	Muju-gun
2,924	185,063	1,764,208	21,290,423	16,666,986	Jangsu-gun
4,078	282,361	2,465,986	29,693,345	23,295,445	Imsil-gun
3,774	288,711	2,342,653	30,502,392	23,742,472	Sunchang-gun
7,460	534,100	4,508,751	61,984,336	48,801,365	Gochang-gun
6,331	429,777	4,175,099	50,192,929	39,648,419	Buan-gun
<b>153,812</b>	<b>10,140,903</b>	<b>90,212,124</b>	<b>1,157,934,874</b>	<b>914,638,417</b>	<b>Jeonnam</b>
10,550	761,618	6,713,463	89,087,655	71,827,659	Mokpo-si
15,834	1,184,799	9,736,374	129,772,606	102,895,450	Yeosu-si
14,604	897,385	8,291,718	107,053,134	84,218,400	Suncheon-si
9,357	672,111	5,300,582	74,697,006	59,037,100	Naju-si
6,519	372,380	3,723,754	43,043,483	33,747,667	Gwangyang-si
5,508	349,820	3,088,707	41,279,181	32,589,320	Damyang-gun
4,331	268,078	2,500,313	30,752,980	24,267,130	Gokseong-gun
3,572	210,232	2,070,946	23,954,218	18,910,578	Gurye-gun
10,334	608,764	5,810,192	69,143,659	54,671,647	Goheung-gun
6,401	386,223	3,551,411	46,884,053	36,704,307	Boseong-gun
6,601	403,772	3,753,544	50,796,150	39,925,913	Hwasun-gun
5,146	360,925	3,213,928	36,968,119	29,230,533	Jangheung-gun
4,762	297,685	2,788,540	35,982,674	28,719,031	Gangjin-gun
8,222	506,441	4,725,123	57,338,305	45,151,142	Haenam-gun
5,385	367,852	3,168,230	39,860,276	31,161,276	Yeongam-gun
5,909	438,526	3,615,317	46,732,597	36,665,669	Muan-gun
4,760	304,308	2,788,352	35,525,534	27,717,584	Hampyeong-gun
5,667	423,998	3,491,871	47,177,191	37,323,672	Yeonggwang-gun
5,090	339,225	2,870,821	39,862,221	31,279,334	Jangseong-gun
5,993	378,166	3,512,771	42,670,993	33,811,814	Wando-gun
3,962	248,315	2,397,413	28,526,090	22,618,929	Jindo-gun
5,305	360,280	3,098,754	40,826,751	32,164,263	Sinan-gun
<b>34,053</b>	<b>2,062,426</b>	<b>22,482,591</b>	<b>219,295,127</b>	<b>172,930,776</b>	<b>Jeju</b>
22,302	1,304,791	14,757,538	141,212,269	111,405,500	Jeju-si
11,751	757,635	7,725,053	78,082,859	61,525,275	Seogwipo-si

Note : Based on the Treatments (excluding pharmacy from Medical Service Use, including pharmacy in Treatment Days/Medical Expense /Benefit Amount) including Medical aid

제 4-2 표  
Table 4-2

시·군·구별 연령별  
Medical Treatment Activities by

구 분	계				
	진료실인원수 Patients	입내원일수 Visit	요양급여일수 Reimbursed Days	진료비 Medical Expense	급여비 Benefit
광 주	670,548	14,827,102	143,193,886	1,616,572,723	1,259,847,137
동 구	50,246	1,233,452	12,287,646	136,430,460	107,068,132
서 구	132,013	2,919,119	28,707,746	320,674,401	248,843,277
남 구	95,610	2,258,352	22,850,894	250,710,288	195,647,031
북 구	198,307	4,562,983	44,072,559	503,440,908	395,572,834
광 산 구	194,372	3,853,196	35,275,041	405,316,665	312,715,863
전 북	843,911	21,322,363	221,852,456	2,309,337,186	1,815,262,619
전주시완산구	151,416	3,435,205	35,773,039	367,336,939	287,520,002
전주시덕진구	150,497	3,333,702	32,756,531	337,780,850	261,464,755
군 산 시	128,046	3,091,074	32,804,470	330,039,100	259,215,746
익 산 시	129,391	3,199,383	33,975,883	350,795,436	277,548,739
정 읍 시	50,175	1,440,683	14,734,135	158,804,554	126,237,056
남 원 시	36,480	1,046,082	10,873,542	111,152,530	87,847,030
김 제 시	40,258	1,231,351	12,457,660	137,072,749	109,795,450
완 주 군	49,232	1,243,894	12,836,094	135,343,352	105,946,573
진 안 군	12,083	359,830	4,066,239	41,644,020	32,651,318
무 주 군	11,301	292,900	3,609,027	34,365,397	26,828,396
장 수 군	10,243	293,716	3,354,727	35,223,024	27,677,439
임 실 군	13,034	424,612	4,433,071	46,814,400	36,938,853
순 창 군	12,762	395,078	4,003,785	44,001,780	34,522,421
고 창 군	25,160	767,734	7,966,031	91,957,691	72,276,574
부 안 군	23,833	767,119	8,208,222	87,005,364	68,792,267
전 남	882,466	22,335,911	227,469,977	2,527,488,047	1,979,605,734
목 포 시	101,454	2,562,220	24,647,813	287,072,879	227,554,329
여 수 시	133,740	3,350,591	33,001,018	365,355,383	285,155,692
순 천 시	132,707	2,776,569	27,944,543	312,806,358	243,983,870
나 주 시	57,670	1,450,858	14,170,721	162,966,937	127,650,919
광 양 시	76,568	1,473,900	15,223,221	156,941,830	120,678,250
담 양 군	22,289	613,378	6,423,709	71,727,645	55,974,958
곡 성 군	13,094	373,805	4,163,411	43,311,972	33,917,072
구 레 군	11,409	311,534	3,586,013	37,493,899	29,662,718
고 흥 군	29,113	884,499	9,796,994	108,132,632	86,067,888
보 성 군	17,815	510,607	5,782,537	63,834,677	50,461,908
화 순 군	29,219	771,946	8,051,697	95,363,088	74,735,315
장 흥 군	16,586	521,836	5,372,437	58,152,449	45,689,876
강 진 군	15,441	448,481	5,008,219	53,223,612	42,002,660
해 남 군	31,386	937,894	9,551,802	106,955,996	84,083,921
영 암 군	30,090	739,446	7,320,157	82,069,357	63,653,157
무 안 군	44,315	1,123,152	10,599,903	117,570,206	92,009,738
함 평 군	15,184	442,926	4,884,565	52,806,378	41,289,398
영 광 군	25,266	797,929	7,431,095	85,271,234	66,953,757
장 성 군	21,415	568,743	6,063,861	67,394,125	52,310,064
완 도 군	23,481	671,674	7,222,253	78,757,728	61,741,836
진 도 군	14,279	406,065	4,557,679	47,895,086	37,647,480
신 안 군	19,945	597,858	6,666,329	72,384,576	56,380,930
제 주	324,699	6,766,119	72,959,009	691,861,115	540,836,376
제 주 시	235,590	4,814,796	51,434,211	485,206,858	378,669,191
서 귀 포 시	89,109	1,951,323	21,524,798	206,654,256	162,167,185

주 : 진료일 기준(의료이용은 약국제외, 요양급여일수, 진료비와 급여비는 약국포함)이며, 의료급여 포함

# 진료실적 현황 (남자)

## Age and District (Male)

(단위 : 명, 일, 천원)  
Unit : Person, Day, 1,000Won

0 ~ 9세					Division
진료실인원수 Patients	입내원일수 Visit	요양급여일수 Reimbursed Days	진료비 Medical Expense	급여비 Benefit	
<b>51,167</b>	<b>1,572,036</b>	<b>6,998,932</b>	<b>98,850,907</b>	<b>80,499,811</b>	<b>Gwangju</b>
3,855	126,027	555,768	7,594,115	6,233,648	Dong-gu
8,786	270,140	1,201,503	17,099,998	13,965,071	Seo-gu
7,421	230,460	1,051,432	14,676,962	11,951,663	Nam-gu
14,597	449,281	1,996,226	27,593,873	22,432,633	Buk-gu
16,508	496,128	2,194,003	31,885,959	25,916,796	Gwangsan-gu
<b>51,924</b>	<b>1,592,298</b>	<b>7,128,385</b>	<b>87,163,545</b>	<b>70,758,560</b>	<b>Jeonbuk</b>
10,005	296,557	1,366,127	15,782,441	12,685,354	Wansan-gu
12,332	393,979	1,743,719	21,663,396	17,470,687	Deokjin-gu
8,293	278,199	1,241,914	14,733,914	12,029,380	Gunsan-si
7,371	225,803	1,037,553	13,039,878	10,664,184	Iksan-si
2,526	73,250	317,111	3,756,426	3,038,855	Jeongeup-si
1,981	54,818	237,887	2,617,681	2,104,807	Namwon-si
1,851	56,525	234,313	3,395,862	2,846,057	Gimje-si
3,101	94,227	422,300	4,680,491	3,765,905	Wanju-gun
451	13,003	57,103	687,378	549,890	Jinan-gun
443	9,977	49,749	1,041,538	888,327	Muju-gun
414	9,645	43,778	515,669	408,833	Jangsu-gun
553	16,813	74,013	961,721	801,197	Imsil-gun
549	15,422	68,930	1,192,513	1,012,540	Sunchang-gun
1,070	26,651	121,464	1,702,023	1,375,225	Gochang-gun
984	27,429	112,424	1,392,614	1,117,320	Buan-gun
<b>54,596</b>	<b>1,542,400</b>	<b>6,572,925</b>	<b>93,881,399</b>	<b>76,421,190</b>	<b>Jeonnam</b>
6,892	213,417	906,411	13,290,030	10,751,251	Mokpo-si
8,624	240,044	969,455	14,250,047	11,404,249	Yeosu-si
10,281	286,128	1,202,076	16,653,089	13,745,182	Suncheon-si
4,620	137,235	613,786	8,185,218	6,606,735	Naju-si
5,750	169,093	703,801	9,525,092	7,757,865	Gwangyang-si
951	24,846	105,577	1,731,372	1,423,385	Damyang-gun
381	9,148	39,546	583,474	478,066	Gokseong-gun
395	9,067	40,620	690,725	597,287	Gurye-gun
965	21,390	95,790	1,325,285	1,098,396	Goheung-gun
639	14,155	68,008	876,864	719,999	Boseong-gun
1,412	37,452	170,781	2,389,833	1,960,009	Hwasun-gun
719	19,359	84,914	1,291,907	1,048,345	Jangheung-gun
666	16,899	74,906	1,194,540	1,000,185	Gangjin-gun
1,503	43,752	190,175	3,253,834	2,655,474	Haenam-gun
1,436	40,148	171,769	2,556,220	2,074,087	Yeongam-gun
3,673	109,688	455,172	6,369,334	5,154,819	Muan-gun
492	12,665	58,837	769,317	627,229	Hampyeong-gun
1,675	49,699	215,374	3,300,824	2,725,341	Yeonggwang-gun
991	23,293	108,811	1,405,009	1,124,692	Jangseong-gun
1,255	30,328	143,543	2,149,807	1,778,529	Wando-gun
611	16,469	76,877	935,710	748,447	Jindo-gun
665	18,125	76,696	1,153,868	941,617	Sinan-gun
<b>26,223</b>	<b>734,785</b>	<b>3,235,402</b>	<b>35,830,897</b>	<b>28,938,786</b>	<b>Jeju</b>
19,709	572,252	2,503,419	27,513,296	22,228,395	Jeju-si
6,514	162,533	731,983	8,317,601	6,710,391	Seogwipo-si

Note : Based on the Treatments (excluding pharmacy from Medical Service Use, including pharmacy in Treatment Days/Medical Expense /Benefit Amount) including Medical aid

제 4-2 표  
Table 4-2

시·군·구별 연령별  
Medical Treatment Activities by

구 분	10 ~ 19세				
	진료실인원수 Patients	입내원일수 Visit	요양급여일수 Reimbursed Days	진료비 Medical Expense	급여비 Benefit
광 주	74,093	1,027,752	4,844,290	70,823,995	52,589,263
동 구	3,693	53,251	274,590	3,297,818	2,423,005
서 구	14,352	205,653	956,006	14,035,703	10,371,219
남 구	10,818	153,700	744,848	10,413,674	7,690,864
북 구	20,221	281,533	1,332,632	19,726,650	14,765,276
광 산 구	25,009	333,615	1,536,214	23,350,151	17,338,899
전 북	81,874	1,119,181	5,276,798	72,017,007	54,140,815
전주시완산구	16,402	224,230	1,103,173	14,542,894	10,844,576
전주시덕진구	17,535	252,719	1,168,654	15,686,738	11,576,920
군 산 시	12,763	180,189	838,190	10,775,318	8,046,264
익 산 시	12,663	174,342	836,613	12,337,212	9,604,284
정 읍 시	4,344	56,593	253,126	3,831,239	2,934,618
남 원 시	3,280	39,370	185,271	2,493,503	1,874,806
김 제 시	2,862	42,172	180,746	2,822,979	2,185,329
완 주 군	4,298	57,753	276,057	3,441,824	2,520,079
진 안 군	753	8,116	41,121	537,270	405,718
무 주 군	814	8,080	44,762	463,692	337,050
장 수 군	768	8,321	40,635	562,376	425,815
임 실 군	726	9,257	41,967	587,743	450,294
순 창 군	1,016	12,082	53,090	802,533	585,298
고 창 군	2,019	24,717	117,977	1,864,938	1,413,355
부 안 군	1,631	21,240	95,416	1,266,747	936,411
전 남	78,632	972,745	4,536,708	68,945,072	51,656,927
목 포 시	11,533	152,463	711,002	11,359,367	8,687,787
여 수 시	12,169	160,398	720,453	11,162,928	8,358,875
순 천 시	14,315	173,162	787,952	12,011,057	8,878,705
나 주 시	5,010	58,860	290,740	4,352,348	3,281,691
광 양 시	7,744	95,180	436,984	6,293,197	4,620,371
담 양 군	1,423	17,660	81,549	1,153,628	860,440
곡 성 군	869	10,483	48,704	595,100	436,961
구 레 군	771	8,425	40,936	495,498	367,159
고 흥 군	1,679	17,352	79,250	1,271,349	962,111
보 성 군	1,083	11,747	61,064	805,736	609,596
화 순 군	2,536	33,586	171,004	2,624,847	2,012,348
장 흥 군	1,216	14,711	62,981	1,067,035	798,682
강 진 군	1,113	12,607	62,914	925,654	693,354
혜 남 군	2,285	29,938	136,336	2,485,450	1,915,928
영 암 군	2,060	23,718	112,622	1,580,768	1,162,245
무 안 군	4,908	61,434	277,064	4,347,842	3,241,513
함 평 군	936	10,559	57,114	728,699	556,958
영 광 군	1,936	25,296	121,580	1,658,733	1,192,575
장 성 군	1,480	17,103	89,169	1,388,546	1,060,011
완 도 군	1,686	18,505	89,168	1,286,352	943,628
진 도 군	970	9,955	50,014	661,988	484,545
신 안 군	910	9,603	48,108	688,949	531,443
제 주	35,382	489,163	2,328,012	30,183,683	22,517,228
제 주 시	26,475	373,250	1,760,471	23,162,857	17,323,810
서 귀 포 시	8,907	115,913	567,541	7,020,826	5,193,418

주 : 진료일 기준(의료이용은 약국제외, 요양급여일수, 진료비와 급여비는 약국포함)이며, 의료급여 포함

# 진료실적 현황 (남자) <계속> Age and District (Male) <Cont'd>

(단위 : 명, 일, 천원)  
Unit : Person, Day, 1,000Won

20 ~ 29세					Division
진료실인원수 Patients	입내원일수 Visit	요양급여일수 Reimbursed Days	진료비 Medical Expense	급여비 Benefit	
<b>92,162</b>	<b>884,527</b>	<b>5,068,812</b>	<b>81,159,000</b>	<b>59,740,631</b>	<b>Gwangju</b>
7,034	66,251	407,452	5,961,010	4,368,404	Dong-gu
19,215	184,386	1,046,986	17,128,129	12,668,434	Seo-gu
11,374	113,679	685,697	9,440,935	6,797,638	Nam-gu
26,660	262,753	1,480,864	24,167,941	17,872,581	Buk-gu
27,879	257,458	1,447,813	24,460,985	18,033,574	Gwangsan-gu
<b>96,381</b>	<b>938,378</b>	<b>5,446,547</b>	<b>78,997,250</b>	<b>57,960,784</b>	<b>Jeonbuk</b>
21,018	205,883	1,200,385	17,250,662	12,569,293	Wansan-gu
20,123	198,525	1,143,845	17,152,484	12,557,881	Deokjin-gu
13,904	129,589	763,613	10,823,528	7,969,454	Gunsan-si
16,192	152,608	886,685	12,272,664	8,941,097	Iksan-si
4,885	48,192	263,715	4,062,934	3,026,390	Jeongeup-si
3,264	32,508	196,090	2,663,539	1,990,221	Namwon-si
3,876	39,290	232,676	3,294,012	2,451,286	Gimje-si
5,055	52,761	285,405	4,397,809	3,221,104	Wanju-gun
817	7,625	46,497	593,734	427,124	Jinan-gun
770	7,052	44,090	645,728	471,915	Muju-gun
743	6,239	46,550	600,895	442,880	Jangsu-gun
939	9,075	54,913	774,397	572,029	Imsil-gun
1,017	10,473	59,343	1,040,230	788,137	Sunchang-gun
1,884	18,797	110,869	1,643,199	1,204,908	Gochang-gun
1,894	19,761	111,871	1,781,434	1,327,064	Buan-gun
<b>93,433</b>	<b>867,309</b>	<b>4,975,134</b>	<b>79,255,582</b>	<b>58,459,802</b>	<b>Jeonnam</b>
12,017	118,097	680,739	11,250,972	8,450,724	Mokpo-si
15,836	145,661	836,476	12,823,392	9,337,671	Yeosu-si
16,590	151,489	878,087	14,089,178	10,399,985	Suncheon-si
5,762	54,384	317,776	4,748,560	3,444,371	Naju-si
9,424	84,131	476,312	8,292,925	6,169,468	Gwangyang-si
2,142	20,864	119,652	1,956,588	1,469,202	Damyang-gun
1,067	10,914	60,127	821,600	585,398	Gokseong-gun
829	8,153	49,285	840,420	654,574	Gurye-gun
1,904	16,158	91,277	1,621,222	1,231,793	Goheung-gun
1,200	10,912	64,747	966,176	692,918	Boseong-gun
3,024	31,502	169,988	2,732,983	1,999,033	Hwasun-gun
1,280	12,592	69,321	1,058,527	782,804	Jangheung-gun
1,226	12,325	72,217	1,146,801	874,791	Gangjin-gun
2,591	23,487	135,059	2,075,361	1,518,859	Haenam-gun
3,683	30,304	170,009	2,800,080	2,045,526	Yeongam-gun
4,729	43,372	247,890	3,835,896	2,796,150	Muan-gun
1,179	10,576	64,725	843,486	617,018	Hampyeong-gun
2,340	24,203	136,303	1,966,955	1,401,851	Yeonggwang-gun
2,093	19,725	109,256	1,745,331	1,271,634	Jangseong-gun
1,893	15,473	86,819	1,321,394	956,010	Wando-gun
1,276	10,721	64,466	871,009	638,311	Jindo-gun
1,348	12,266	74,603	1,446,725	1,121,713	Sinan-gun
<b>36,686</b>	<b>335,647</b>	<b>2,074,853</b>	<b>28,628,499</b>	<b>21,283,126</b>	<b>Jeju</b>
27,990	258,922	1,608,187	22,156,705	16,502,949	Jeju-si
8,696	76,725	466,666	6,471,794	4,780,178	Seogwipo-si

Note : Based on the Treatments (excluding pharmacy from Medical Service Use, including pharmacy in Treatment Days/Medical Expense /Benefit Amount) including Medical aid

제 4-2 표  
Table 4-2

시·군·구별 연령별  
Medical Treatment Activities by

구 분	30 ~ 39세				
	진료실인원수 Patients	입내원일수 Visit	요양급여일수 Reimbursed Days	진료비 Medical Expense	급여비 Benefit
광 주	83,961	1,025,977	7,159,271	98,118,703	72,318,036
동 구	6,847	83,831	590,238	8,210,634	6,097,121
서 구	15,881	195,446	1,346,962	18,378,342	13,484,317
남 구	10,660	134,235	965,862	12,860,264	9,495,706
북 구	25,404	315,746	2,219,997	29,808,748	21,976,231
광 산 구	25,169	296,719	2,036,212	28,860,714	21,264,660
전 북	85,988	1,084,712	7,831,772	95,746,946	70,962,708
전주시완산구	17,665	217,915	1,559,210	19,480,038	14,329,730
전주시덕진구	19,059	237,930	1,696,132	20,541,777	14,943,572
군 산 시	13,639	167,556	1,225,059	14,287,443	10,480,687
익 산 시	12,908	162,355	1,200,732	14,835,394	11,199,127
정 읍 시	4,063	53,986	389,468	4,767,596	3,591,458
남 원 시	2,692	35,256	255,068	3,000,580	2,290,056
김 제 시	3,550	45,541	318,164	3,982,957	3,018,235
완 주 군	5,421	69,497	497,687	6,275,265	4,696,204
진 안 군	644	8,647	62,153	786,330	602,631
무 주 군	730	9,191	75,641	810,678	604,712
장 수 군	589	6,771	56,951	547,573	398,450
임 실 군	847	12,962	91,456	1,198,886	940,407
순 창 군	757	10,417	86,451	994,476	735,332
고 창 군	1,728	22,319	155,402	2,123,146	1,580,008
부 안 군	1,696	24,369	162,198	2,114,808	1,552,101
전 남	86,934	1,062,864	7,484,310	99,266,303	73,716,228
목 포 시	10,261	137,033	967,365	12,681,576	9,504,759
여 수 시	14,640	182,466	1,251,935	16,881,800	12,528,400
순 천 시	15,454	179,380	1,272,580	17,186,633	12,701,405
나 주 시	7,052	83,865	601,556	7,902,231	5,829,415
광 양 시	9,435	106,324	752,814	10,363,632	7,700,507
담 양 군	1,653	21,393	151,795	2,341,886	1,793,093
곡 성 군	806	11,107	76,442	1,086,129	829,365
구 레 군	592	7,282	54,735	850,106	671,182
고 흥 군	1,671	21,830	148,624	2,051,992	1,569,025
보 성 군	1,066	13,730	103,995	1,408,278	1,088,137
화 순 군	2,219	28,230	196,275	2,997,025	2,271,730
장 흥 군	1,103	16,518	103,200	1,488,663	1,107,942
강 진 군	1,049	13,306	97,354	1,069,216	777,409
해 남 군	2,186	29,588	207,786	2,761,045	2,070,318
영 암 군	3,467	34,331	236,734	2,853,912	2,041,915
무 안 군	4,963	61,887	424,757	5,123,425	3,718,089
함 평 군	1,007	13,676	95,940	1,192,112	886,256
영 광 군	2,193	30,002	203,777	2,525,111	1,830,637
장 성 군	1,722	20,500	157,021	1,895,192	1,398,898
완 도 군	1,921	19,569	148,215	1,634,607	1,169,830
진 도 군	1,098	12,919	99,049	1,114,929	827,305
신 안 군	1,376	17,928	132,361	1,856,804	1,400,609
제 주	38,190	440,205	3,316,260	37,468,279	27,738,020
제 주 시	29,223	337,588	2,526,986	28,300,658	20,887,345
서 귀 포 시	8,967	102,617	789,274	9,167,621	6,850,676

주 : 진료일 기준(의료이용은 약국제외, 요양급여일수, 진료비와 급여비는 약국포함)이며, 의료급여 포함

# 진료실적 현황 (남자) <계속> Age and District (Male) <Cont'd>

(단위 : 명, 일, 천원)  
Unit : Person, Day, 1,000Won

40 ~ 49세					Division
진료실인원수 Patients	입내원일수 Visit	요양급여일수 Reimbursed Days	진료비 Medical Expense	급여비 Benefit	
<b>104,586</b>	<b>1,650,437</b>	<b>16,050,112</b>	<b>171,817,328</b>	<b>128,642,274</b>	<b>Gwangju</b>
6,975	115,754	1,107,803	12,739,731	9,751,631	Dong-gu
19,709	311,424	3,080,613	31,418,781	23,239,352	Seo-gu
15,056	240,810	2,427,256	25,504,326	19,206,946	Nam-gu
29,745	478,123	4,543,635	51,257,941	38,878,571	Buk-gu
33,101	504,326	4,890,805	50,896,549	37,565,774	Gwangsan-gu
<b>116,528</b>	<b>1,923,324</b>	<b>19,345,505</b>	<b>189,049,679</b>	<b>143,671,565</b>	<b>Jeonbuk</b>
21,300	337,500	3,511,467	33,845,977	25,547,438	Wansan-gu
24,024	381,143	3,868,399	37,076,594	27,674,625	Deokjin-gu
19,838	314,144	3,252,879	30,276,612	22,743,030	Gunsan-si
17,542	291,037	3,020,485	28,594,500	21,917,306	Iksan-si
6,258	110,040	1,032,626	11,238,106	8,770,334	Jeongeup-si
4,232	72,589	699,720	6,898,076	5,295,466	Namwon-si
4,745	89,545	823,671	8,937,283	6,991,648	Gimje-si
6,907	119,287	1,135,947	11,538,553	8,812,670	Wanju-gun
1,159	20,103	199,816	2,066,717	1,598,423	Jinan-gun
1,259	19,419	209,297	1,805,123	1,367,661	Muju-gun
1,112	17,071	191,699	1,813,808	1,396,086	Jangsu-gun
1,265	23,893	221,532	2,151,117	1,644,123	Imsil-gun
1,443	26,400	246,694	2,469,172	1,896,634	Sunchang-gun
2,730	48,261	441,865	5,056,404	3,917,524	Gochang-gun
2,714	52,892	489,408	5,281,634	4,098,597	Buan-gun
<b>118,971</b>	<b>1,896,461</b>	<b>18,330,614</b>	<b>194,364,085</b>	<b>147,301,344</b>	<b>Jeonnam</b>
16,303	274,802	2,585,819	28,920,558	22,104,579	Mokpo-si
18,968	293,195	2,924,048	29,660,287	22,149,240	Yeosu-si
18,592	271,352	2,655,117	28,268,106	21,222,563	Suncheon-si
8,607	134,274	1,327,210	13,677,167	10,232,260	Naju-si
11,246	155,658	1,594,791	15,630,825	11,588,547	Gwangyang-si
2,391	40,352	369,713	4,228,497	3,229,737	Damyang-gun
1,318	22,955	219,253	2,711,847	2,163,909	Gokseong-gun
1,141	17,520	181,139	1,767,109	1,370,479	Gurye-gun
2,782	50,530	461,490	5,354,431	4,246,331	Goheung-gun
1,704	31,781	291,928	3,188,045	2,518,278	Boseong-gun
3,306	54,883	528,962	6,230,692	4,830,944	Hwasun-gun
1,811	35,991	319,075	3,578,466	2,777,357	Jangheung-gun
1,576	26,980	262,005	2,891,816	2,269,754	Gangjin-gun
3,476	59,000	569,409	5,888,815	4,519,880	Haenam-gun
4,321	71,858	616,105	6,980,137	5,334,307	Yeongam-gun
7,080	112,657	1,097,466	10,234,633	7,570,928	Muan-gun
1,591	28,252	270,494	3,568,502	2,836,762	Hampyeong-gun
3,149	56,171	524,960	5,205,094	3,893,654	Yeonggwang-gun
2,468	38,647	368,389	4,007,813	3,010,107	Jangseong-gun
3,033	52,201	505,341	5,459,614	4,222,972	Wando-gun
1,663	29,167	264,079	2,939,278	2,246,364	Jindo-gun
2,445	38,235	393,821	3,972,353	2,962,393	Sinan-gun
<b>51,533</b>	<b>747,566</b>	<b>8,222,615</b>	<b>72,799,161</b>	<b>54,673,919</b>	<b>Jeju</b>
37,729	549,723	6,046,763	52,958,485	39,623,614	Jeju-si
13,804	197,843	2,175,852	19,840,676	15,050,305	Seogwipo-si

Note : Based on the Treatments (excluding pharmacy from Medical Service Use, including pharmacy in Treatment Days/Medical Expense /Benefit Amount) including Medical aid

제 4-2 표  
Table 4-2

시·군·구별 연령별  
Medical Treatment Activities by

구 분	50 ~ 59세				
	진료실인원수 Patients	입내원일수 Visit	요양급여일수 Reimbursed Days	진료비 Medical Expense	급여비 Benefit
광 주	112,306	2,414,822	27,549,045	276,409,398	215,488,368
동 구	7,293	167,516	1,889,992	18,686,286	14,754,978
서 구	22,978	505,401	5,737,122	58,517,808	45,556,953
남 구	14,653	323,275	3,740,855	36,851,060	28,793,367
북 구	32,976	733,430	8,137,588	84,126,410	66,479,410
광 산 구	34,406	685,200	8,043,488	78,227,834	59,903,659
전 북	147,777	3,305,702	39,006,063	362,464,520	284,708,332
전주시완산구	26,208	564,599	6,903,979	63,240,579	49,476,261
전주시덕진구	24,428	520,592	6,242,573	56,329,847	43,428,012
군 산 시	22,786	494,939	6,084,249	54,057,996	42,192,136
익 산 시	22,928	516,339	6,252,994	56,262,283	44,409,175
정 읍 시	9,158	221,106	2,447,482	24,113,208	19,327,823
남 원 시	6,811	162,655	1,789,801	17,332,598	13,717,863
김 제 시	7,050	171,404	1,911,786	17,897,291	14,285,948
완 주 군	8,633	190,560	2,242,118	21,115,491	16,529,060
진 안 군	2,271	54,513	592,246	6,355,587	5,087,160
무 주 군	2,147	41,064	541,722	4,692,626	3,661,273
장 수 군	1,879	40,974	492,886	4,983,867	3,927,586
임 실 군	2,363	59,089	618,063	6,144,126	4,882,166
순 창 군	2,320	53,684	580,627	5,962,670	4,752,426
고 창 군	4,480	101,309	1,124,875	12,172,860	9,691,611
부 안 군	4,315	112,875	1,180,662	11,803,491	9,339,834
전 남	158,404	3,471,275	39,454,568	392,017,512	306,550,148
목 포 시	17,764	421,009	4,663,244	48,172,504	38,067,274
여 수 시	23,781	511,373	5,986,616	57,283,312	44,226,278
순 천 시	23,229	458,264	5,450,091	54,277,069	42,168,027
나 주 시	9,134	204,543	2,264,203	23,130,712	18,205,575
광 양 시	15,420	268,655	3,535,961	29,951,676	22,710,144
담 양 군	4,143	92,795	989,128	10,133,564	7,860,397
곡 성 군	2,437	54,828	623,084	5,871,511	4,587,969
구 레 군	2,254	46,131	544,899	5,465,372	4,367,327
고 흥 군	5,138	117,385	1,304,911	13,523,236	10,836,927
보 성 군	3,256	70,887	806,119	8,356,263	6,731,344
화 순 군	5,669	134,874	1,399,307	15,779,938	12,427,053
장 흥 군	3,054	78,535	784,505	8,339,255	6,664,728
강 진 군	2,726	60,424	717,325	6,780,343	5,378,903
해 남 군	5,802	140,911	1,479,866	14,759,949	11,624,981
영 암 군	5,532	124,559	1,341,152	14,081,382	10,970,565
무 안 군	7,126	173,851	1,888,181	19,274,756	15,157,417
함 평 군	2,923	68,843	721,975	7,329,552	5,797,561
영 광 군	4,440	110,669	1,150,723	12,028,527	9,526,779
장 성 군	3,985	87,394	977,787	9,263,018	7,106,077
완 도 군	4,032	91,573	1,075,818	10,404,252	8,142,372
진 도 군	2,618	65,206	735,918	7,584,206	6,079,729
신 안 군	3,941	88,566	1,013,755	10,227,115	7,912,718
제 주	57,191	1,073,705	14,277,559	121,473,144	94,664,739
제 주 시	40,817	771,642	10,271,263	87,834,697	68,496,902
서 귀 포 시	16,374	302,063	4,006,296	33,638,447	26,167,837

주 : 진료일 기준(의료이용은 약국제외, 요양급여일수, 진료비와 급여비는 약국포함)이며, 의료급여 포함



# 진료실적 현황 (남자) <계속> Age and District (Male) <Cont'd>

(단위 : 명, 일, 천원)  
Unit : Person, Day, 1,000Won

60 ~ 69세					Division
진료실인원수 Patients	입내원일수 Visit	요양급여일수 Reimbursed Days	진료비 Medical Expense	급여비 Benefit	
<b>86,663</b>	<b>2,879,225</b>	<b>35,009,037</b>	<b>367,759,736</b>	<b>292,520,086</b>	<b>Gwangju</b>
7,215	249,267	2,967,031	30,326,896	24,268,067	Dong-gu
17,500	569,434	6,980,353	72,566,484	57,431,413	Seo-gu
13,322	444,111	5,568,355	56,443,491	44,703,588	Nam-gu
27,888	952,777	11,411,844	122,471,795	98,323,485	Buk-gu
20,738	663,636	8,081,454	85,951,070	67,793,533	Gwangsan-gu
<b>140,075</b>	<b>4,722,960</b>	<b>60,498,323</b>	<b>583,635,914</b>	<b>464,544,718</b>	<b>Jeonbuk</b>
21,690	703,965	9,300,781	88,138,264	70,183,270	Wansan-gu
18,436	590,705	7,787,347	75,020,767	59,434,722	Deokjin-gu
20,343	676,062	8,959,208	83,985,145	66,716,740	Gunsan-si
22,023	737,747	9,551,266	90,899,208	72,629,810	Iksan-si
9,511	339,460	4,114,393	41,733,870	33,635,996	Jeongeup-si
7,084	262,637	3,119,714	30,390,650	24,276,983	Namwon-si
8,067	303,836	3,576,495	36,072,530	29,131,245	Gimje-si
8,653	285,361	3,672,691	36,335,229	28,804,500	Wanju-gun
3,027	94,560	1,253,297	11,924,809	9,367,656	Jinan-gun
2,624	76,554	1,108,229	9,436,064	7,384,642	Muju-gun
2,293	73,701	988,670	9,193,686	7,218,038	Jangsu-gun
3,071	104,872	1,315,479	11,945,747	9,332,524	Imsil-gun
2,799	96,819	1,165,753	11,669,844	9,156,447	Sunchang-gun
5,303	181,922	2,215,391	22,908,314	18,145,841	Gochang-gun
5,151	194,759	2,369,609	23,981,788	19,126,305	Buan-gun
<b>154,528</b>	<b>5,167,814</b>	<b>63,655,150</b>	<b>655,469,195</b>	<b>517,548,704</b>	<b>Jeonnam</b>
14,646	552,405	6,445,437	70,986,781	57,116,927	Mokpo-si
22,041	778,291	9,280,283	95,501,632	75,342,722	Yeosu-si
20,076	603,128	7,735,522	79,780,823	63,038,838	Suncheon-si
9,376	328,105	3,896,965	43,110,508	34,215,036	Naju-si
11,122	298,763	4,056,813	38,547,713	30,032,572	Gwangyang-si
4,929	155,021	1,925,371	19,416,718	15,140,681	Damyang-gun
3,057	97,973	1,252,895	11,511,316	9,008,580	Gokseong-gun
2,673	82,816	1,068,762	10,315,364	8,123,334	Gurye-gun
6,822	226,848	2,840,344	29,306,360	23,467,759	Goheung-gun
4,131	129,892	1,662,358	17,082,689	13,595,344	Boseong-gun
5,866	195,983	2,380,962	26,895,603	21,130,879	Hwasun-gun
3,523	121,541	1,510,164	14,524,092	11,439,971	Jangheung-gun
3,399	115,157	1,457,975	13,787,209	10,826,219	Gangjin-gun
6,659	236,167	2,753,850	28,966,222	22,915,133	Haenam-gun
5,145	167,733	2,056,566	20,833,475	16,179,425	Yeongam-gun
6,259	225,392	2,721,397	27,263,305	21,586,102	Muan-gun
3,490	115,164	1,473,557	14,790,542	11,577,054	Hampyeong-gun
4,723	187,924	2,025,790	21,136,510	16,695,483	Yeonggwang-gun
4,371	136,090	1,723,387	18,005,500	14,064,359	Jangseong-gun
4,579	160,525	2,015,937	20,319,813	15,962,257	Wando-gun
2,923	93,169	1,300,516	12,300,078	9,672,878	Jindo-gun
4,718	159,727	2,070,299	21,086,940	16,417,151	Sinan-gun
<b>45,983</b>	<b>1,316,794</b>	<b>18,705,665</b>	<b>165,413,063</b>	<b>131,527,651</b>	<b>Jeju</b>
31,561	898,167	12,966,545	112,372,412	89,237,745	Jeju-si
14,422	418,627	5,739,120	53,040,651	42,289,906	Seogwipo-si

Note : Based on the Treatments (excluding pharmacy from Medical Service Use, including pharmacy in Treatment Days/Medical Expense /Benefit Amount) including Medical aid

제 4-2 표  
Table 4-2

시·군·구별 연령별  
Medical Treatment Activities by

구 분	70 ~ 79세				
	진료실인원수 Patients	입내원일수 Visit	요양급여일수 Reimbursed Days	진료비 Medical Expense	급여비 Benefit
광 주	44,467	2,101,535	26,806,923	281,877,028	223,757,202
동 구	4,559	209,596	2,681,312	27,756,910	22,019,130
서 구	9,246	420,127	5,513,638	56,352,701	44,414,530
남 구	8,257	387,209	5,038,684	52,611,246	41,704,699
북 구	14,300	686,414	8,708,107	91,901,414	73,312,570
광 산 구	8,105	398,189	4,865,182	53,254,757	42,306,274
전 북	80,053	3,948,702	48,777,486	501,855,896	400,233,998
전주시완산구	11,639	544,388	7,082,198	71,505,527	57,340,331
전주시덕진구	9,634	460,392	5,813,727	57,371,782	45,459,182
군 산 시	11,392	554,975	7,042,834	71,287,601	57,203,215
익 산 시	11,869	576,651	7,239,686	75,266,867	60,352,610
정 읍 시	5,779	299,888	3,547,091	36,880,782	29,419,728
남 원 시	4,436	223,950	2,698,541	26,058,396	20,625,788
김 제 시	5,075	274,556	3,115,882	35,276,388	28,467,735
완 주 군	4,716	227,640	2,764,611	28,839,219	22,881,699
진 안 군	1,842	86,516	1,066,745	10,246,486	7,982,806
무 주 군	1,452	62,222	853,797	7,927,765	6,199,206
장 수 군	1,531	71,571	920,725	9,728,721	7,710,952
임 실 군	1,943	101,092	1,175,653	13,072,060	10,440,381
순 창 군	1,699	92,921	1,019,654	11,028,428	8,701,180
고 창 군	3,614	186,636	2,194,216	24,525,283	19,291,736
부 안 군	3,432	185,304	2,242,126	22,840,592	18,157,447
전 남	88,640	4,416,043	52,735,301	572,496,553	453,719,699
목 포 시	8,424	459,252	5,260,289	60,179,058	48,529,082
여 수 시	12,387	687,335	7,588,967	84,985,511	67,727,870
순 천 시	9,461	402,732	5,189,355	56,463,351	44,904,123
나 주 시	5,224	263,682	3,114,372	34,361,074	27,137,663
광 양 시	4,413	187,067	2,458,201	24,576,204	19,293,335
담 양 군	2,878	135,576	1,657,257	16,991,680	13,293,082
곡 성 군	1,844	81,047	1,061,759	10,467,576	8,201,598
구 레 군	1,668	76,001	977,118	10,198,805	8,115,656
고 흥 군	4,952	238,624	2,891,676	31,861,214	25,322,307
보 성 군	2,795	121,020	1,612,900	16,667,311	13,167,698
화 순 군	3,178	141,828	1,825,561	20,099,748	15,794,800
장 흥 군	2,349	124,808	1,452,840	15,606,290	12,304,873
강 진 군	2,231	102,565	1,369,927	13,573,886	10,736,917
해 남 군	4,347	222,857	2,540,961	28,150,814	22,237,862
영 암 군	2,805	136,917	1,618,874	17,526,032	13,767,245
무 안 군	3,783	212,197	2,347,712	26,540,629	21,217,058
함 평 군	2,110	95,351	1,239,294	12,669,560	9,883,721
영 광 군	3,033	186,008	1,911,575	21,603,168	17,138,560
장 성 군	2,679	127,951	1,560,491	16,781,231	13,154,508
완 도 군	3,188	166,739	1,978,477	21,983,800	17,334,631
진 도 군	1,988	98,518	1,252,420	12,635,514	9,972,331
신 안 군	2,903	147,968	1,825,275	18,574,098	14,484,779
제 주	22,221	1,003,945	13,145,165	123,193,181	98,358,453
제 주 시	14,757	656,071	8,746,909	81,414,361	65,003,506
서 귀 포 시	7,464	347,874	4,398,256	41,778,819	33,354,948

주 : 진료일 기준(의료이용은 약국제외, 요양급여일수, 진료비와 급여비는 약국포함)이며, 의료급여 포함

# 진료실적 현황 (남자) <계속> Age and District (Male) <Cont'd>

(단위 : 명, 일, 천원)  
Unit : Person, Day, 1,000Won

80세이상					Division
진료실인원수 Patients	입내원일수 Visit	요양급여일수 Reimbursed Days	진료비 Medical Expense	급여비 Benefit	
<b>21,143</b>	<b>1,270,791</b>	<b>13,707,464</b>	<b>169,756,628</b>	<b>134,291,466</b>	<b>Gwangju</b>
2,775	161,959	1,813,460	21,857,060	17,152,148	Dong-gu
4,346	257,108	2,844,563	35,176,455	27,711,988	Seo-gu
4,049	230,873	2,627,905	31,908,330	25,302,560	Nam-gu
6,516	402,926	4,241,666	52,386,136	41,532,076	Buk-gu
3,457	217,925	2,179,870	28,428,646	22,592,694	Gwangsan-gu
<b>43,311</b>	<b>2,687,106</b>	<b>28,541,577</b>	<b>338,406,430</b>	<b>268,281,140</b>	<b>Jeonbuk</b>
5,489	340,168	3,745,719	43,550,557	34,543,749	Wansan-gu
4,926	297,717	3,292,135	36,937,466	28,919,155	Deokjin-gu
5,088	295,421	3,396,524	39,811,544	31,834,840	Gunsan-si
5,895	362,501	3,949,869	47,287,431	37,831,147	Iksan-si
3,651	238,168	2,369,123	28,420,393	22,491,854	Jeongeup-si
2,700	162,299	1,691,450	19,697,509	15,671,040	Namwon-si
3,182	208,482	2,063,927	25,393,446	20,417,967	Gimje-si
2,448	146,808	1,539,278	18,719,470	14,715,353	Wanju-gun
1,119	66,747	747,261	8,445,709	6,629,910	Jinan-gun
1,062	59,341	681,740	7,542,181	5,913,610	Muju-gun
914	59,423	572,833	7,276,430	5,748,799	Jangsu-gun
1,327	87,559	839,995	9,978,602	7,875,733	Imsil-gun
1,162	76,860	723,243	8,841,913	6,894,427	Sunchang-gun
2,332	157,122	1,483,972	19,961,523	15,656,367	Gochang-gun
2,016	128,490	1,444,508	16,542,256	13,137,188	Buan-gun
<b>48,328</b>	<b>2,939,000</b>	<b>29,725,267</b>	<b>371,792,347</b>	<b>294,231,692</b>	<b>Jeonnam</b>
3,614	233,742	2,427,507	30,232,032	24,341,946	Mokpo-si
5,294	351,828	3,442,785	42,806,474	34,080,387	Yeosu-si
4,709	250,934	2,773,763	34,077,051	26,925,043	Suncheon-si
2,885	185,910	1,744,113	23,499,120	18,698,173	Naju-si
2,014	109,029	1,207,544	13,760,567	10,805,441	Gwangyang-si
1,779	104,871	1,023,667	13,773,712	10,904,940	Damyang-gun
1,315	75,350	781,601	9,663,420	7,625,226	Gokseong-gun
1,086	56,139	628,519	6,870,500	5,395,719	Gurye-gun
3,200	174,382	1,883,632	21,817,544	17,333,238	Goheung-gun
1,941	106,483	1,111,418	14,483,314	11,338,593	Boseong-gun
2,009	113,608	1,208,857	15,612,419	12,308,519	Hwasun-gun
1,531	97,781	985,437	11,198,215	8,765,174	Jangheung-gun
1,455	88,218	893,596	11,854,147	9,445,129	Gangjin-gun
2,537	152,194	1,538,360	18,614,506	14,625,487	Haenam-gun
1,641	109,878	996,326	12,857,352	10,077,840	Yeongam-gun
1,794	122,674	1,140,264	14,580,386	11,567,662	Muan-gun
1,456	87,840	902,629	10,914,608	8,506,838	Hampyeong-gun
1,777	127,957	1,141,013	15,846,311	12,548,877	Yeonggwang-gun
1,626	98,040	969,550	12,902,485	10,119,778	Jangseong-gun
1,894	116,761	1,178,935	14,198,088	11,231,606	Wando-gun
1,132	69,941	714,340	8,852,373	6,977,570	Jindo-gun
1,639	105,440	1,031,411	13,377,725	10,608,507	Sinan-gun
<b>11,290</b>	<b>624,309</b>	<b>7,653,478</b>	<b>76,871,209</b>	<b>61,134,453</b>	<b>Jeju</b>
7,329	397,181	5,003,668	49,493,387	39,364,926	Jeju-si
3,961	227,128	2,649,810	27,377,822	21,769,527	Seogwipo-si

Note : Based on the Treatments (excluding pharmacy from Medical Service Use, including pharmacy in Treatment Days/Medical Expense /Benefit Amount) including Medical aid

제 4-3 표  
Table 4-3

시·군·구별 연령별  
Medical Treatment Activities by

구 분	계				
	진료실인원수 Patients	입내원일수 Visit	요양급여일수 Reimbursed Days	진료비 Medical Expense	급여비 Benefit
광 주	711,046	19,286,872	167,142,445	1,911,196,489	1,466,832,366
동 구	53,514	1,587,539	14,064,454	155,605,307	119,528,436
서 구	142,512	3,826,903	33,688,094	380,355,965	291,144,996
남 구	107,589	3,029,637	27,837,165	304,344,095	233,420,341
북 구	210,032	5,941,014	51,389,713	590,564,389	455,762,341
광 산 구	197,399	4,901,779	40,163,019	480,326,733	366,976,252
전 북	876,333	27,862,612	264,994,870	2,696,911,433	2,095,072,018
전주시완산구	165,608	4,607,732	43,144,608	444,119,786	343,286,990
전주시덕진구	157,465	4,266,323	38,350,499	393,633,514	301,172,008
군 산 시	127,536	3,857,533	37,983,666	371,561,225	290,111,837
익 산 시	134,736	4,169,041	41,028,630	406,561,533	317,398,257
정 읍 시	51,988	1,928,832	18,084,566	189,280,640	148,468,520
남 원 시	39,080	1,435,021	13,298,830	133,765,320	104,857,491
김 제 시	40,997	1,657,738	15,247,645	163,882,467	129,977,413
완 주 군	47,833	1,496,163	14,088,149	148,777,503	115,412,799
진 안 군	11,991	464,293	4,793,427	46,313,810	35,951,629
무 주 군	11,566	388,351	4,522,679	39,106,604	30,178,866
장 수 군	10,477	386,364	4,142,770	40,026,050	30,827,812
임 실 군	12,673	531,946	5,054,454	51,112,620	39,493,800
순 창 군	13,581	572,282	5,284,680	55,962,507	42,964,737
고 창 군	26,065	1,062,088	9,989,326	110,927,590	85,994,594
부 안 군	24,737	1,038,905	9,980,941	101,880,265	78,975,264
전 남	890,813	28,894,104	269,520,578	2,909,766,438	2,241,386,558
목 포 시	106,277	3,342,068	29,921,482	333,434,253	259,839,373
여 수 시	131,975	4,321,250	38,036,198	414,185,358	316,671,292
순 천 시	137,353	3,563,044	32,948,698	361,089,375	275,919,966
나 주 시	58,251	1,856,968	16,135,741	185,812,683	142,810,792
광 양 시	71,889	1,726,300	16,343,293	167,558,769	127,590,143
담 양 군	22,398	794,311	7,537,162	81,680,984	63,086,528
곡 성 군	13,539	516,256	5,083,413	52,462,131	40,647,620
구 레 군	12,423	439,161	4,645,537	45,090,995	34,945,909
고 흥 군	31,280	1,211,648	12,404,893	126,580,449	98,546,741
보 성 군	19,183	704,107	7,346,623	77,372,885	60,018,903
화 순 군	30,871	1,027,505	9,725,296	113,456,609	87,236,803
장 흥 군	17,962	731,957	7,117,928	71,471,193	55,524,234
강 진 군	16,822	627,216	6,435,088	67,130,411	52,634,134
해 남 군	32,502	1,203,933	11,648,222	124,318,735	95,919,055
영 암 군	26,124	899,687	8,408,588	89,889,061	68,844,371
무 안 군	44,668	1,403,281	12,255,107	132,885,016	101,865,928
함 평 군	15,199	596,592	5,942,066	63,556,154	48,871,093
영 광 군	25,962	1,069,915	9,185,562	101,901,515	78,735,695
장 성 군	20,726	738,828	6,896,679	79,600,389	61,468,536
완 도 군	23,218	858,892	8,647,840	88,327,242	68,048,852
진 도 군	14,589	550,506	5,758,636	56,612,523	44,120,605
신 안 군	17,602	710,679	7,096,526	75,349,707	58,039,987
제 주	333,794	8,651,957	83,189,723	754,519,909	578,234,781
제 주 시	243,521	6,086,461	58,358,238	527,607,717	404,149,903
서 귀 포 시	90,273	2,565,496	24,831,485	226,912,192	174,084,878

주 : 진료일 기준(의료이용은 약국제외, 요양급여일수, 진료비와 급여비는 약국포함)이며, 의료급여 포함

# 진료실적 현황 (여자)

## Age and District (Female)

(단위 : 명, 일, 천원)  
Unit : Person, Day, 1,000Won

0 ~ 9세					Division
진료실인원수 Patients	입내원일수 Visit	요양급여일수 Reimbursed Days	진료비 Medical Expense	급여비 Benefit	
<b>48,757</b>	<b>1,436,418</b>	<b>6,106,469</b>	<b>85,743,818</b>	<b>68,976,125</b>	<b>Gwangju</b>
3,554	114,248	481,892	6,676,848	5,394,935	Dong-gu
8,249	241,966	1,026,366	13,947,879	11,185,960	Seo-gu
7,145	210,778	903,788	13,223,771	10,651,585	Nam-gu
14,107	415,776	1,771,500	24,106,789	19,394,651	Buk-gu
15,702	453,650	1,922,923	27,788,531	22,348,996	Gwangsan-gu
<b>49,694</b>	<b>1,477,574</b>	<b>6,309,982</b>	<b>78,878,534</b>	<b>63,285,109</b>	<b>Jeonbuk</b>
9,444	271,559	1,197,728	14,126,643	11,184,535	Wansan-gu
11,907	365,892	1,552,802	18,888,195	15,029,402	Deokjin-gu
8,064	261,943	1,121,642	13,614,642	10,963,525	Gunsan-si
7,174	213,301	910,240	12,043,706	9,688,230	Iksan-si
2,400	68,860	283,846	3,522,521	2,826,460	Jeongeup-si
1,802	48,229	202,508	2,343,806	1,875,118	Namwon-si
1,747	52,171	205,169	3,191,504	2,663,280	Gimje-si
3,064	90,213	383,238	4,940,934	4,030,051	Wanju-gun
438	11,955	50,850	658,375	526,778	Jinan-gun
382	8,498	40,673	536,888	444,452	Muju-gun
388	9,318	40,550	520,515	418,020	Jangsu-gun
508	14,975	64,414	878,837	723,718	Imsil-gun
535	13,963	59,761	928,149	760,035	Sunchang-gun
944	22,376	95,631	1,303,609	1,014,279	Gochang-gun
897	24,321	100,930	1,380,211	1,137,226	Buan-gun
<b>52,239</b>	<b>1,422,341</b>	<b>5,842,073</b>	<b>85,689,735</b>	<b>69,539,891</b>	<b>Jeonnam</b>
6,504	195,335	790,277	12,851,509	10,461,155	Mokpo-si
8,311	220,932	846,151	13,576,136	10,916,114	Yeosu-si
9,777	261,819	1,065,360	14,771,700	12,073,677	Suncheon-si
4,368	125,650	545,515	7,070,399	5,673,314	Naju-si
5,569	157,569	636,431	8,440,102	6,812,489	Gwangyang-si
967	25,249	105,842	1,743,384	1,444,364	Damyang-gun
385	8,651	36,324	454,526	358,802	Gokseong-gun
414	8,654	37,335	464,537	371,872	Gurye-gun
999	21,549	94,306	1,410,826	1,171,753	Goheung-gun
585	12,737	57,761	806,842	671,172	Boseong-gun
1,289	31,704	140,822	1,883,358	1,522,400	Hwasun-gun
726	19,009	83,168	1,225,517	1,001,716	Jangheung-gun
676	16,488	70,386	1,144,424	947,330	Gangjin-gun
1,403	38,434	159,238	2,790,878	2,271,563	Haenam-gun
1,298	35,674	149,963	2,439,988	1,989,647	Yeongam-gun
3,413	101,292	402,206	5,901,640	4,773,711	Muan-gun
488	11,433	50,943	696,606	575,122	Hampyeong-gun
1,701	46,202	198,566	2,664,375	2,171,100	Yeonggwang-gun
959	22,895	100,204	1,489,311	1,202,259	Jangseong-gun
1,141	26,966	123,490	1,752,447	1,417,591	Wando-gun
662	17,526	78,151	990,496	786,134	Jindo-gun
604	16,573	69,634	1,120,735	926,605	Sinan-gun
<b>24,868</b>	<b>666,047</b>	<b>2,792,662</b>	<b>32,229,354</b>	<b>25,929,186</b>	<b>Jeju</b>
18,774	521,247	2,175,917	25,072,870	20,221,995	Jeju-si
6,094	144,800	616,745	7,156,484	5,707,191	Seogwipo-si

Note : Based on the Treatments (excluding pharmacy from Medical Service Use, including pharmacy in Treatment Days/Medical Expense /Benefit Amount) including Medical aid

제 4-3 표  
Table 4-3

시·군·구별 연령별  
Medical Treatment Activities by

구 분	1 ~ 19세				
	진료실인원수 Patients	입내원일수 Visit	요양급여일수 Reimbursed Days	진료비 Medical Expense	급여비 Benefit
광 주	69,866	917,898	4,001,883	59,212,118	43,725,381
동 구	3,532	48,846	220,352	2,951,998	2,185,220
서 구	13,067	174,675	746,216	10,839,197	7,973,273
남 구	11,006	149,144	677,936	9,369,614	6,841,627
북 구	18,498	243,133	1,054,388	15,679,718	11,587,471
광 산 구	23,763	302,100	1,302,991	20,371,591	15,137,789
전 북	77,013	1,018,935	4,483,509	62,618,796	46,877,395
전주시완산구	15,315	201,848	910,331	11,868,922	8,730,841
전주시덕진구	16,830	228,961	995,746	13,277,162	9,808,526
군 산 시	12,084	165,773	719,916	10,000,162	7,442,814
익 산 시	12,093	163,416	720,482	10,742,576	8,173,966
정 읍 시	3,933	50,014	214,122	3,113,130	2,378,891
남 원 시	3,042	35,935	155,102	2,161,642	1,623,099
김 제 시	2,715	40,390	161,333	2,742,699	2,144,216
완 주 군	4,040	52,465	238,407	2,926,974	2,160,760
진 안 군	693	7,576	33,740	605,301	476,903
무 주 군	787	7,962	43,592	445,565	322,384
장 수 군	711	7,950	37,663	1,087,561	901,747
임 실 군	663	8,229	36,720	503,864	374,629
순 창 군	939	10,434	48,083	647,254	472,282
고 창 군	1,633	18,954	83,569	1,271,673	950,167
부 안 군	1,535	19,028	84,703	1,224,311	916,171
전 남	74,693	903,462	3,918,120	59,762,354	44,376,482
목 포 시	11,077	145,618	629,508	9,927,928	7,474,531
여 수 시	11,684	145,013	610,139	9,115,137	6,687,579
순 천 시	13,487	160,066	676,263	10,845,798	8,030,326
나 주 시	4,792	55,102	249,870	3,649,395	2,665,020
광 양 시	7,428	88,182	376,417	5,514,472	4,040,843
담 양 군	1,340	15,410	67,457	991,636	728,717
곡 성 군	701	7,382	33,219	414,381	300,274
구 레 군	735	7,911	34,672	477,853	347,120
고 흥 군	1,497	15,941	70,160	1,100,826	831,544
보 성 군	1,044	10,806	52,236	660,770	496,155
화 순 군	2,351	29,553	130,267	1,942,120	1,453,053
장 흥 군	1,110	15,318	63,679	1,193,280	917,877
강 진 군	1,010	11,720	52,732	763,877	592,850
해 남 군	2,234	28,260	126,420	2,379,982	1,869,198
영 암 군	1,931	24,148	103,635	1,577,976	1,175,493
무 안 군	4,845	59,419	255,399	3,957,643	2,904,297
함 평 군	825	9,592	45,108	547,617	409,869
영 광 군	1,832	21,831	92,699	1,349,583	973,525
장 성 군	1,405	15,542	75,784	1,011,120	755,626
완 도 군	1,537	17,405	81,888	1,083,541	786,205
진 도 군	921	9,488	46,283	612,533	446,294
신 안 군	907	9,755	44,285	644,885	490,087
제 주	33,132	430,292	1,938,897	25,507,726	18,913,201
제 주 시	24,846	331,102	1,480,741	19,404,667	14,352,084
서 귀 포 시	8,286	99,190	458,156	6,103,059	4,561,117

주 : 진료일 기준(의료이용은 약국제외, 요양급여일수, 진료비와 급여비는 약국포함)이며, 의료급여 포함

# 진료실적 현황 (여자) <계속> Age and District (Female) <Cont'd>

(단위 : 명, 일, 천원)  
Unit : Person, Day, 1,000Won

20 ~ 29세					Division
진료실인원수 Patients	입내원일수 Visit	요양급여일수 Reimbursed Days	진료비 Medical Expense	급여비 Benefit	
<b>90,321</b>	<b>1,084,668</b>	<b>5,900,200</b>	<b>88,185,275</b>	<b>63,970,146</b>	<b>Gwangju</b>
7,180	85,280	481,651	6,802,040	4,923,132	Dong-gu
19,310	235,835	1,302,340	18,651,115	13,469,475	Seo-gu
11,746	142,176	791,124	11,233,745	8,134,659	Nam-gu
25,868	309,794	1,677,990	25,842,894	18,882,905	Buk-gu
26,217	311,583	1,647,095	25,655,482	18,559,974	Gwangsan-gu
<b>86,675</b>	<b>1,064,177</b>	<b>5,789,650</b>	<b>84,577,656</b>	<b>62,682,259</b>	<b>Jeonbuk</b>
21,039	256,326	1,444,200	21,008,119	15,516,926	Wansan-gu
19,181	229,036	1,269,969	17,927,702	13,101,101	Deokjin-gu
11,722	147,565	775,617	11,311,221	8,401,043	Gunsan-si
14,389	175,690	928,575	13,052,623	9,608,468	Iksan-si
4,054	51,691	282,311	4,281,119	3,214,990	Jeongeup-si
2,759	32,660	169,708	2,746,245	2,084,707	Namwon-si
3,014	40,334	213,211	3,563,822	2,738,838	Gimje-si
4,177	51,446	276,785	4,355,922	3,270,889	Wanju-gun
679	8,834	44,334	694,979	531,149	Jinan-gun
645	6,837	40,973	519,090	380,145	Muju-gun
559	7,292	42,422	606,908	470,448	Jangsu-gun
693	9,858	50,810	778,388	588,088	Imsil-gun
850	9,873	53,611	766,888	571,290	Sunchang-gun
1,446	17,178	91,798	1,448,307	1,072,919	Gochang-gun
1,468	19,557	105,326	1,516,323	1,131,258	Buan-gun
<b>77,026</b>	<b>924,455</b>	<b>4,962,689</b>	<b>76,748,317</b>	<b>56,248,394</b>	<b>Jeonnam</b>
10,806	132,976	728,075	11,017,449	8,162,960	Mokpo-si
12,725	158,497	831,945	12,620,187	9,107,433	Yeosu-si
14,804	173,838	923,008	14,298,243	10,378,603	Suncheon-si
5,434	64,475	347,337	5,585,645	4,106,700	Naju-si
7,320	84,252	439,726	6,989,899	5,139,843	Gwangyang-si
1,600	19,650	106,407	1,704,311	1,287,569	Damyang-gun
861	10,637	59,316	824,602	598,323	Gokseong-gun
676	7,075	37,488	520,515	370,302	Gurye-gun
1,414	15,991	89,738	1,365,835	1,023,234	Goheung-gun
1,007	11,878	70,619	984,276	726,724	Boseong-gun
2,858	34,857	188,840	3,043,767	2,232,592	Hwasun-gun
1,034	13,496	70,097	1,110,284	840,826	Jangheung-gun
1,000	12,997	72,398	1,015,438	743,462	Gangjin-gun
1,969	23,047	124,263	1,955,351	1,429,691	Haenam-gun
1,998	23,278	128,317	1,971,061	1,446,261	Yeongam-gun
4,184	47,958	261,608	4,119,454	3,033,550	Muan-gun
877	10,194	54,558	917,544	669,428	Hampyeong-gun
1,917	25,012	136,635	2,076,008	1,533,783	Yeonggwang-gun
1,447	17,325	95,629	1,485,112	1,089,298	Jangseong-gun
1,281	15,392	81,029	1,251,642	925,331	Wando-gun
909	10,993	61,591	961,698	718,977	Jindo-gun
905	10,637	54,065	929,997	683,505	Sinan-gun
<b>34,069</b>	<b>412,101</b>	<b>2,335,882</b>	<b>32,304,571</b>	<b>23,887,370</b>	<b>Jeju</b>
26,603	323,439	1,842,351	25,465,736	18,880,900	Jeju-si
7,466	88,662	493,531	6,838,836	5,006,470	Seogwipo-si

Note : Based on the Treatments (excluding pharmacy from Medical Service Use, including pharmacy in Treatment Days/Medical Expense /Benefit Amount) including Medical aid

제 4-3 표  
Table 4-3

시·군·구별 연령별  
Medical Treatment Activities by

구 분	30 ~ 39세				
	진료실인원수 Patients	입내원일수 Visit	요양급여일수 Reimbursed Days	진료비 Medical Expense	급여비 Benefit
광 주	83,378	1,400,196	8,335,401	136,592,118	101,940,522
동 구	6,854	116,685	678,331	11,598,794	8,684,300
서 구	16,032	265,975	1,589,248	25,615,685	19,098,582
남 구	11,365	191,402	1,192,979	18,788,101	14,007,897
북 구	24,846	419,033	2,462,840	40,682,148	30,389,972
광 산 구	24,281	407,101	2,412,003	39,907,391	29,759,771
전 북	82,362	1,414,752	8,713,213	131,552,908	99,497,226
전주시완산구	17,712	295,171	1,875,219	27,254,455	20,378,080
전주시덕진구	19,057	326,334	1,968,550	31,007,729	23,371,512
군 산 시	12,305	210,366	1,263,758	18,984,465	14,368,636
익 산 시	12,173	211,480	1,315,735	18,947,833	14,353,044
정 읍 시	3,667	66,844	420,986	6,492,391	4,965,373
남 원 시	2,699	45,893	281,668	4,008,888	3,095,394
김 제 시	3,045	57,948	333,276	5,707,146	4,420,176
완 주 군	5,102	86,421	532,052	8,290,627	6,314,662
진 안 군	732	12,667	81,333	1,234,870	946,540
무 주 군	659	10,026	68,306	1,015,342	784,543
장 수 군	578	9,848	65,156	964,263	728,295
임 실 군	774	13,032	78,824	1,148,795	888,572
순 창 군	798	15,491	92,364	1,494,640	1,133,934
고 창 군	1,569	26,548	171,419	2,508,969	1,868,475
부 안 군	1,492	26,683	164,567	2,492,495	1,879,992
전 남	79,680	1,343,179	7,992,514	130,775,077	98,118,135
목 포 시	10,363	189,762	1,152,503	18,603,568	14,087,090
여 수 시	12,599	216,371	1,247,228	20,505,931	15,160,798
순 천 시	15,086	248,388	1,468,038	23,566,313	17,570,895
나 주 시	6,910	114,185	659,688	11,801,550	8,883,130
광 양 시	8,258	130,468	764,558	12,707,542	9,539,509
담 양 군	1,644	26,966	164,652	2,518,692	1,890,023
곡 성 군	701	10,485	67,785	905,133	677,455
구 레 군	649	10,096	65,221	924,367	698,185
고 흥 군	1,460	22,345	142,492	2,409,909	1,844,438
보 성 군	929	13,932	94,489	1,453,787	1,128,863
화 순 군	2,194	37,848	223,217	3,774,885	2,848,124
장 흥 군	1,081	19,296	117,671	1,898,533	1,412,868
강 진 군	1,032	17,761	107,854	1,952,223	1,504,602
해 남 군	1,906	32,305	206,259	3,166,286	2,395,960
영 암 군	2,133	33,907	205,436	3,099,914	2,291,246
무 안 군	5,007	85,304	500,583	8,347,322	6,227,644
함 평 군	832	14,701	88,991	1,579,009	1,214,922
영 광 군	2,215	40,407	228,705	4,077,665	3,108,383
장 성 군	1,465	25,808	158,419	2,578,285	1,956,236
완 도 군	1,436	22,755	143,297	2,054,278	1,523,939
진 도 군	896	14,771	96,504	1,342,690	1,003,861
신 안 군	884	15,318	88,924	1,507,195	1,149,965
제 주	38,704	621,237	3,880,723	56,252,026	42,753,589
제 주 시	29,545	479,007	2,967,759	43,352,214	33,038,799
서 귀 포 시	9,159	142,230	912,964	12,899,812	9,714,790

주 : 진료일 기준(의료이용은 약국제외, 요양급여일수, 진료비와 급여비는 약국포함)이며, 의료급여 포함



# 진료실적 현황 (여자) <계속> Age and District (Female) <Cont'd>

(단위 : 명, 일, 천원)  
Unit : Person, Day, 1,000Won

40 ~ 49세					Division
진료실인원수 Patients	입내원일수 Visit	요양급여일수 Reimbursed Days	진료비 Medical Expense	급여비 Benefit	
<b>110,306</b>	<b>2,057,393</b>	<b>16,486,905</b>	<b>197,682,435</b>	<b>147,069,507</b>	<b>Gwangju</b>
6,519	120,399	959,606	11,126,557	8,228,077	Dong-gu
21,543	401,475	3,232,462	38,303,473	28,348,452	Seo-gu
16,245	301,152	2,404,670	28,579,158	21,206,554	Nam-gu
30,659	578,701	4,614,422	55,771,493	41,772,323	Buk-gu
35,340	655,666	5,275,745	63,901,753	47,514,101	Gwangsan-gu
<b>115,638</b>	<b>2,210,036</b>	<b>19,051,622</b>	<b>201,888,363</b>	<b>152,581,611</b>	<b>Jeonbuk</b>
23,819	437,923	3,796,978	40,209,611	30,091,587	Wansan-gu
25,168	461,798	3,955,009	42,546,020	31,739,879	Deokjin-gu
18,940	357,090	3,094,317	32,600,171	24,716,076	Gunsan-si
17,557	347,923	3,103,753	31,421,573	23,945,054	Iksan-si
5,949	118,675	986,171	10,647,879	8,148,262	Jeongeup-si
4,394	89,446	736,225	7,337,551	5,622,896	Namwon-si
3,964	87,649	725,056	8,151,067	6,297,526	Gimje-si
6,178	115,444	1,016,459	10,869,155	8,260,764	Wanju-gun
917	18,763	155,218	1,758,440	1,373,428	Jinan-gun
1,093	18,513	177,074	1,628,638	1,224,555	Muju-gun
899	16,759	164,796	1,704,638	1,285,621	Jangsu-gun
909	20,339	156,806	1,761,725	1,345,847	Imsil-gun
1,292	22,755	201,706	2,134,141	1,617,859	Sunchang-gun
2,233	45,574	364,814	4,388,910	3,314,452	Gochang-gun
2,326	51,385	417,240	4,728,844	3,597,805	Buan-gun
<b>109,326</b>	<b>2,000,851</b>	<b>16,860,860</b>	<b>193,465,548</b>	<b>144,129,563</b>	<b>Jeonnam</b>
16,053	320,345	2,655,346	30,713,090	23,181,412	Mokpo-si
17,774	334,095	2,680,472	32,373,842	23,775,081	Yeosu-si
19,725	328,634	2,791,123	32,804,987	24,317,152	Suncheon-si
7,642	132,403	1,127,932	12,914,712	9,442,280	Naju-si
10,424	168,442	1,461,181	16,555,872	12,302,105	Gwangyang-si
2,040	41,254	310,669	3,743,116	2,883,472	Damyang-gun
1,135	21,960	186,321	1,921,489	1,450,515	Gokseong-gun
1,066	18,637	158,167	1,528,949	1,154,908	Gurye-gun
2,279	39,540	379,731	3,791,817	2,904,524	Goheung-gun
1,440	27,871	245,627	2,600,243	2,021,736	Boseong-gun
3,327	63,904	533,344	6,701,363	5,064,088	Hwasun-gun
1,526	29,753	256,803	2,942,670	2,180,290	Jangheung-gun
1,447	27,804	260,099	2,734,303	2,083,287	Gangjin-gun
3,071	58,580	497,118	5,742,825	4,313,942	Haenam-gun
2,957	55,248	474,436	5,003,588	3,682,030	Yeongam-gun
6,726	120,676	1,001,813	11,724,719	8,697,876	Muan-gun
1,197	23,686	218,711	2,159,316	1,633,553	Hampyeong-gun
2,599	55,145	440,377	4,958,321	3,674,371	Yeonggwang-gun
2,089	38,095	325,574	3,704,137	2,776,127	Jangseong-gun
2,271	45,079	404,174	4,058,055	2,979,774	Wando-gun
1,278	26,005	244,332	2,401,715	1,823,001	Jindo-gun
1,260	23,695	207,510	2,386,418	1,788,039	Sinan-gun
<b>51,996</b>	<b>881,504</b>	<b>7,648,526</b>	<b>79,380,828</b>	<b>59,496,299</b>	<b>Jeju</b>
38,362	657,772	5,690,631	58,827,289	44,056,560	Jeju-si
13,634	223,732	1,957,895	20,553,539	15,439,739	Seogwipo-si

Note : Based on the Treatments (excluding pharmacy from Medical Service Use, including pharmacy in Treatment Days/Medical Expense /Benefit Amount) including Medical aid

제 4-3 표  
Table 4-3

시·군·구별 연령별  
Medical Treatment Activities by

구 분	50 ~ 59세				
	진료실인원수 Patients	입내원일수 Visit	요양급여일수 Reimbursed Days	진료비 Medical Expense	급여비 Benefit
광 주	119,023	3,047,721	30,827,012	302,970,737	229,168,430
동 구	7,804	193,452	2,027,506	18,421,341	13,832,950
서 구	25,055	627,189	6,329,246	61,798,545	46,591,507
남 구	16,624	426,485	4,442,915	42,586,666	32,314,175
북 구	35,386	942,700	9,252,487	92,632,621	70,609,555
광 산 구	34,154	857,895	8,774,858	87,531,564	65,820,242
전 북	141,912	3,689,757	41,287,661	345,593,662	263,649,352
전주시완산구	29,183	721,228	7,971,193	69,679,693	53,210,855
전주시덕진구	24,945	626,768	6,886,001	58,409,743	44,038,855
군 산 시	20,848	530,245	6,299,387	49,666,848	37,858,344
익 산 시	23,209	613,794	7,079,085	57,370,620	43,945,165
정 읍 시	8,193	221,725	2,409,019	20,568,279	15,780,796
남 원 시	6,250	174,149	1,800,385	15,141,691	11,676,808
김 제 시	5,807	169,262	1,836,030	15,692,215	12,222,490
완 주 군	7,363	185,579	2,090,724	17,702,462	13,444,879
진 안 군	1,811	45,017	512,941	4,117,381	3,098,363
무 주 군	1,730	41,932	525,512	4,137,364	3,113,901
장 수 군	1,555	40,159	504,038	3,803,784	2,912,185
임 실 군	1,785	53,730	568,398	4,844,851	3,712,745
순 창 군	1,944	54,795	581,578	4,920,028	3,744,267
고 창 군	3,682	100,837	1,091,944	9,710,859	7,399,036
부 안 군	3,607	110,537	1,131,426	9,827,844	7,490,663
전 남	140,830	3,609,926	38,914,941	359,353,740	271,545,161
목 포 시	17,613	492,801	5,200,694	48,794,952	37,430,444
여 수 시	21,962	576,166	6,115,703	56,239,261	41,840,760
순 천 시	24,010	552,576	6,048,180	56,931,168	42,855,414
나 주 시	7,817	199,535	2,117,081	20,806,168	15,734,435
광 양 시	13,799	296,244	3,419,220	29,301,292	21,834,919
담 양 군	3,505	90,700	926,697	8,789,915	6,584,226
곡 성 군	1,997	52,825	571,438	5,195,439	4,001,468
구 레 군	1,944	45,776	548,258	4,285,785	3,240,760
고 흥 군	3,963	100,751	1,131,087	9,888,047	7,637,446
보 성 군	2,528	62,248	729,260	6,080,357	4,638,915
화 순 군	5,169	143,276	1,383,787	15,189,765	11,628,572
장 흥 군	2,601	70,284	737,004	6,912,196	5,325,671
강 진 군	2,350	60,018	706,489	6,191,138	4,785,325
해 남 군	4,700	130,300	1,368,987	12,621,625	9,496,325
영 암 군	4,215	109,860	1,172,590	10,837,770	8,158,418
무 안 군	6,117	161,104	1,750,695	15,416,837	11,587,574
함 평 군	2,078	57,221	619,523	5,834,394	4,477,767
영 광 군	3,661	117,152	1,100,004	10,863,820	8,247,189
장 성 군	3,130	81,722	866,147	8,667,315	6,607,467
완 도 군	3,163	84,492	963,162	8,146,152	6,077,361
진 도 군	1,995	56,747	643,339	5,500,864	4,254,245
신 안 군	2,513	68,128	795,596	6,859,479	5,100,460
제 주	55,630	1,195,393	13,848,988	108,756,260	82,243,504
제 주 시	40,684	872,712	10,085,205	78,930,099	59,531,387
서 귀 포 시	14,946	322,681	3,763,783	29,826,161	22,712,116

주 : 진료일 기준(의료이용은 약국제외, 요양급여일수, 진료비와 급여비는 약국포함)이며, 의료급여 포함

# 진료실적 현황 (여자) <계속> Age and District (Female) <Cont'd>

(단위 : 명, 일, 천원)  
Unit : Person, Day, 1,000Won

60 ~ 69세					Division
진료실인원수 Patients	입내원일수 Visit	요양급여일수 Reimbursed Days	진료비 Medical Expense	급여비 Benefit	
<b>95,858</b>	<b>3,693,770</b>	<b>41,386,093</b>	<b>393,558,950</b>	<b>301,426,996</b>	<b>Gwangju</b>
8,203	318,761	3,497,933	32,731,335	25,015,352	Dong-gu
20,076	757,576	8,438,531	80,583,786	61,557,566	Seo-gu
16,197	621,067	7,211,627	67,428,715	51,790,531	Nam-gu
31,398	1,247,582	13,652,060	131,934,279	101,631,917	Buk-gu
19,984	748,784	8,585,942	80,880,836	61,431,629	Gwangsan-gu
<b>142,223</b>	<b>5,511,260</b>	<b>66,954,595</b>	<b>553,496,090</b>	<b>426,430,334</b>	<b>Jeonbuk</b>
24,802	891,432	11,029,619	91,775,153	70,682,626	Wansan-gu
20,107	753,665	9,125,026	75,102,574	57,385,751	Deokjin-gu
20,689	791,057	10,011,874	81,029,574	62,845,581	Gunsan-si
22,521	889,168	10,903,013	90,084,565	69,759,126	Iksan-si
9,129	380,623	4,440,378	37,749,394	29,415,519	Jeongeup-si
6,982	291,267	3,309,839	27,265,046	21,272,808	Namwon-si
7,799	330,987	3,798,844	32,044,200	24,963,215	Gimje-si
7,922	286,897	3,614,982	29,401,617	22,498,583	Wanju-gun
2,531	95,056	1,208,555	9,488,004	7,250,139	Jinan-gun
2,344	81,395	1,128,386	8,305,504	6,283,908	Muju-gun
2,129	80,167	1,038,241	8,103,204	6,129,122	Jangsu-gun
2,478	95,506	1,162,507	9,167,018	6,916,344	Imsil-gun
2,502	103,331	1,221,421	10,042,144	7,487,064	Sunchang-gun
5,202	205,038	2,394,287	21,722,902	16,633,555	Gochang-gun
5,086	235,671	2,567,623	22,215,190	16,906,995	Buan-gun
<b>148,159</b>	<b>5,781,094</b>	<b>67,058,472</b>	<b>604,271,540</b>	<b>459,260,628</b>	<b>Jeonnam</b>
16,572	725,240	7,846,629	75,865,272	58,524,661	Mokpo-si
22,441	966,629	10,521,992	95,017,218	71,815,356	Yeosu-si
19,921	685,435	8,330,068	76,045,573	57,834,944	Suncheon-si
8,721	345,828	3,895,192	37,308,068	28,488,612	Naju-si
9,889	312,257	4,010,999	33,927,404	25,737,872	Gwangyang-si
4,372	160,980	1,878,681	16,554,705	12,538,524	Damyang-gun
2,606	93,748	1,113,069	9,496,845	7,176,131	Gokseong-gun
2,481	86,287	1,108,851	8,802,268	6,702,876	Gurye-gun
6,490	240,713	2,929,138	24,953,602	19,002,355	Goheung-gun
3,822	128,909	1,667,409	13,975,349	10,651,458	Boseong-gun
5,162	196,303	2,264,365	22,234,789	16,752,079	Hwasun-gun
3,460	137,841	1,670,833	13,821,845	10,442,386	Jangheung-gun
3,275	126,467	1,547,924	13,106,270	10,092,523	Gangjin-gun
6,337	250,236	2,893,007	26,721,431	20,240,260	Haenam-gun
4,487	171,010	1,996,363	18,389,615	13,965,151	Yeongam-gun
6,033	255,221	2,891,051	25,238,591	19,179,803	Muan-gun
2,976	114,802	1,368,415	11,989,346	8,963,391	Hampyeong-gun
4,372	212,444	2,145,292	20,115,177	15,209,556	Yeonggwang-gun
3,776	142,788	1,648,017	15,653,881	11,900,836	Jangseong-gun
4,522	180,695	2,165,506	19,042,405	14,402,176	Wando-gun
2,750	105,688	1,366,408	10,705,557	8,145,849	Jindo-gun
3,694	141,573	1,799,263	15,306,330	11,493,830	Sinan-gun
<b>46,625</b>	<b>1,550,718</b>	<b>19,597,154</b>	<b>145,020,548</b>	<b>110,658,980</b>	<b>Jeju</b>
32,357	1,054,703	13,516,060	98,527,050	75,078,910	Jeju-si
14,268	496,015	6,081,094	46,493,498	35,580,070	Seogwipo-si

Note : Based on the Treatments (excluding pharmacy from Medical Service Use, including pharmacy in Treatment Days/Medical Expense /Benefit Amount) including Medical aid

제 4-3 표  
Table 4-3

시·군·구별 연령별  
Medical Treatment Activities by

구 분	계				
	진료실인원수 Patients	입내원일수 Visit	요양급여일수 Reimbursed Days	진료비 Medical Expense	급여비 Benefit
광 주	55,498	2,809,689	32,221,868	318,857,310	249,039,331
동 구	5,787	298,904	3,330,523	32,196,152	25,113,952
서 구	11,521	558,121	6,580,288	63,898,214	49,811,915
남 구	10,453	506,052	6,207,289	56,879,731	43,948,977
북 구	17,556	897,760	10,175,101	102,281,327	80,155,712
광 산 구	10,181	548,852	5,928,667	63,601,886	50,008,773
전 북	93,587	5,171,272	59,434,416	542,568,551	426,694,661
전주시완산구	14,168	725,535	8,750,126	78,262,293	61,811,050
전주시덕진구	11,842	627,166	7,298,636	66,368,135	51,590,786
군 산 시	13,003	692,571	8,526,798	74,392,807	59,161,725
익 산 시	13,673	742,449	8,690,052	79,594,016	63,130,245
정 읍 시	6,968	411,148	4,489,141	42,115,584	33,160,954
남 원 시	5,262	310,058	3,274,314	29,942,239	23,553,479
김 제 시	5,994	365,690	3,855,994	37,135,843	29,645,229
완 주 군	4,903	257,444	2,986,894	28,192,547	22,032,909
진 안 군	1,905	107,677	1,273,954	10,918,340	8,470,408
무 주 군	1,761	91,998	1,163,628	9,348,459	7,218,943
장 수 군	1,648	89,231	1,058,529	9,221,182	7,064,188
임 실 군	2,112	121,475	1,309,984	12,314,400	9,524,144
순 창 군	2,109	129,789	1,406,746	13,368,784	10,329,962
고 창 군	4,228	248,605	2,671,085	26,549,549	20,596,713
부 안 군	4,011	250,436	2,678,535	24,844,374	19,403,924
전 남	103,376	5,706,893	63,484,052	613,557,600	477,761,580
목 포 시	10,353	612,115	6,632,494	66,804,862	53,031,406
여 수 시	13,939	870,576	8,888,979	87,771,514	68,553,108
순 천 시	10,648	505,837	6,128,703	58,849,510	45,565,597
나 주 시	6,095	333,589	3,636,657	35,478,859	27,478,373
광 양 시	4,697	225,535	2,718,551	24,839,269	19,240,337
담 양 군	3,201	169,153	1,911,717	18,129,756	14,045,253
곡 성 군	2,137	117,840	1,297,229	12,160,155	9,442,749
구 레 군	1,972	100,632	1,213,118	11,003,003	8,545,025
고 흥 군	6,044	320,436	3,641,681	34,333,472	26,793,040
보 성 군	3,368	155,986	1,989,229	18,410,524	14,318,167
화 순 군	3,929	199,896	2,315,967	23,502,831	18,118,502
장 흥 군	2,809	163,816	1,890,182	16,596,963	12,937,242
강 진 군	2,725	144,494	1,722,262	16,094,211	12,610,853
해 남 군	5,197	288,524	3,086,167	30,216,558	23,376,461
영 암 군	3,361	188,588	2,005,944	19,566,224	15,052,688
무 안 군	4,228	256,455	2,716,699	26,026,599	20,363,467
함 평 군	2,622	138,495	1,610,094	15,221,398	11,716,295
영 광 군	3,775	255,681	2,492,426	24,465,686	19,042,993
장 성 군	2,991	153,468	1,725,634	18,051,492	14,021,132
완 도 군	3,768	204,703	2,351,458	22,465,817	17,356,266
진 도 군	2,348	130,914	1,538,955	14,423,254	11,300,886
신 안 군	3,169	170,160	1,969,906	19,145,642	14,851,740
제 주	26,007	1,456,548	16,317,778	132,644,676	102,556,330
제 주 시	17,377	938,869	10,845,704	86,308,911	66,948,694
서 귀 포 시	8,630	517,679	5,472,074	46,335,766	35,607,636

주 : 진료일 기준(의료이용은 약국제외, 요양급여일수, 진료비와 급여비는 약국포함)이며, 의료급여 포함

# 진료실적 현황 (여자) <계속> Age and District (Female) <Cont'd>

(단위 : 명, 일, 천원)  
Unit : Person, Day, 1,000Won

80세이상					Division
진료실인원수 Patients	입내원일수 Visit	요양급여일수 Reimbursed Days	진료비 Medical Expense	급여비 Benefit	
<b>38,039</b>	<b>2,839,119</b>	<b>21,876,614</b>	<b>328,393,728</b>	<b>261,515,928</b>	<b>Gwangju</b>
4,081	290,964	2,386,660	33,100,243	26,150,519	Dong-gu
7,659	564,091	4,443,397	66,718,072	53,108,266	Seo-gu
6,808	481,381	4,004,837	56,254,594	44,524,334	Nam-gu
11,714	886,535	6,728,925	101,633,120	81,337,834	Buk-gu
7,777	616,148	4,312,795	70,687,699	56,394,975	Gwangsan-gu
<b>87,229</b>	<b>6,304,849</b>	<b>52,970,222</b>	<b>695,736,874</b>	<b>553,374,070</b>	<b>Jeonbuk</b>
10,126	806,710	6,169,214	89,934,898	71,680,491	Wansan-gu
8,428	646,703	5,298,760	70,106,252	55,106,198	Deokjin-gu
9,881	700,923	6,170,357	79,961,334	64,354,093	Gunsan-si
11,947	811,820	7,377,695	93,304,021	74,794,959	Iksan-si
7,695	559,252	4,558,592	60,790,343	48,577,275	Jeongeup-si
5,890	407,384	3,369,081	42,818,214	34,053,181	Namwon-si
6,912	513,307	4,118,732	55,653,971	44,882,442	Gimje-si
5,084	370,254	2,948,608	42,097,265	33,399,301	Wanju-gun
2,285	156,748	1,432,502	16,838,121	13,277,923	Jinan-gun
2,165	121,190	1,334,535	13,169,753	10,406,035	Muju-gun
2,010	125,640	1,191,375	14,013,993	10,918,187	Jangsu-gun
2,751	194,802	1,625,991	19,714,743	15,419,713	Imsil-gun
2,612	211,851	1,619,410	21,660,479	16,848,045	Sunchang-gun
5,128	376,978	3,024,779	42,022,813	33,144,998	Gochang-gun
4,315	301,287	2,730,591	33,650,674	26,511,231	Buan-gun
<b>105,484</b>	<b>7,201,903</b>	<b>60,486,857</b>	<b>786,142,527</b>	<b>620,406,725</b>	<b>Jeonnam</b>
6,936	527,876	4,285,956	58,855,623	47,485,713	Mokpo-si
10,540	832,971	6,293,589	86,966,132	68,815,063	Yeosu-si
9,895	646,451	5,517,955	72,976,083	57,293,358	Suncheon-si
6,472	486,201	3,556,469	51,197,887	40,338,927	Naju-si
4,505	263,351	2,516,210	29,282,916	22,942,225	Gwangyang-si
3,729	244,949	2,065,040	27,505,469	21,684,380	Damyang-gun
3,016	192,728	1,718,712	21,089,560	16,641,904	Gokseong-gun
2,486	154,093	1,442,427	17,083,718	13,514,859	Gurye-gun
7,134	434,382	3,926,560	47,326,115	37,338,408	Goheung-gun
4,460	279,740	2,439,993	32,400,738	25,365,714	Boseong-gun
4,592	290,164	2,544,687	35,183,730	27,617,393	Hwasun-gun
3,615	263,144	2,228,491	25,769,904	20,465,359	Jangheung-gun
3,307	209,467	1,894,944	24,128,526	19,273,903	Gangjin-gun
5,685	354,247	3,186,763	38,723,799	30,525,655	Haenam-gun
3,744	257,974	2,171,904	27,002,925	21,083,436	Yeongam-gun
4,115	315,852	2,475,053	32,152,211	25,098,007	Muan-gun
3,304	216,468	1,885,723	24,610,926	19,210,746	Hampyeong-gun
3,890	296,041	2,350,858	31,330,880	24,774,795	Yeonggwang-gun
3,464	241,185	1,901,271	26,959,737	21,159,556	Jangseong-gun
4,099	261,405	2,333,836	28,472,905	22,580,208	Wando-gun
2,830	178,374	1,683,073	19,673,716	15,641,359	Jindo-gun
3,666	254,840	2,067,343	27,449,026	21,555,756	Sinan-gun
<b>22,763</b>	<b>1,438,117</b>	<b>14,829,113</b>	<b>142,423,919</b>	<b>111,796,323</b>	<b>Jeju</b>
14,973	907,610	9,753,870	91,718,881	72,040,575	Jeju-si
7,790	530,507	5,075,243	50,705,037	39,755,748	Seogwipo-si

Note : Based on the Treatments (excluding pharmacy from Medical Service Use, including pharmacy in Treatment Days/Medical Expense /Benefit Amount) including Medical aid



## 제5장

# 주요 암질환 급여현황



제 5-1 표  
Table 5-1

시·군·구별  
Benefits for Major Cancer

구 분	위암 (C16) Gastric cancer				
	진료실인원수 Patients	입내원일수 Visit	요양급여일수 Reimbursed Days	진료비 Medical Expense	급여비 Benefit
광 주	4,131	92,205	428,289	19,116,810	16,947,857
동 구	393	9,500	43,483	1,779,373	1,572,672
서 구	819	18,135	78,388	3,894,715	3,450,541
남 구	666	13,056	67,430	2,917,477	2,591,795
북 구	1,327	26,852	139,019	5,714,238	5,086,551
광 산 구	926	24,662	99,969	4,811,007	4,246,297
전 북	6,812	94,161	761,904	27,151,543	24,383,303
전 주 시 완 산 구	1,049	15,840	107,295	4,237,903	3,799,439
전 주 시 덕 진 구	907	10,620	90,955	2,953,904	2,648,894
군 산 시	837	9,141	83,240	2,977,212	2,686,762
익 산 시	1,052	14,486	120,954	4,382,758	3,930,386
정 읍 시	448	6,331	55,646	2,127,908	1,928,281
남 원 시	356	5,826	48,036	1,681,784	1,521,958
김 제 시	436	6,713	62,844	1,857,915	1,683,094
완 주 군	407	5,941	42,262	1,479,321	1,310,140
진 안 군	152	1,781	15,812	619,882	556,951
무 주 군	159	1,595	16,362	552,759	490,104
장 수 군	113	1,346	16,977	409,492	369,558
임 실 군	147	3,439	15,173	721,585	633,659
순 창 군	127	2,336	14,509	561,131	497,636
고 창 군	339	4,835	36,472	1,442,571	1,297,585
부 안 군	283	3,931	35,367	1,145,418	1,028,856
전 남	6,902	123,213	763,677	30,608,527	27,209,693
목 포 시	597	12,676	74,172	2,899,329	2,589,665
여 수 시	1,010	18,133	104,200	4,723,500	4,198,949
순 천 시	875	16,828	101,164	3,953,758	3,494,991
나 주 시	416	7,352	41,431	1,854,134	1,651,879
광 양 시	436	8,570	42,103	2,106,210	1,894,459
담 양 군	225	5,643	28,634	1,284,725	1,140,883
곡 성 군	151	2,454	16,155	539,491	484,982
구 례 군	121	1,468	13,323	399,149	353,641
고 흥 군	323	5,091	43,063	1,489,496	1,338,602
보 성 군	240	2,807	20,274	725,820	637,123
화 순 군	309	8,344	39,540	1,501,172	1,321,094
장 흥 군	179	1,950	15,105	619,160	540,844
강 진 군	171	3,396	23,708	708,834	629,105
해 남 군	309	4,325	36,246	1,269,347	1,138,382
영 암 군	196	2,632	20,884	857,076	758,167
무 안 군	246	4,187	27,559	1,143,869	1,017,035
함 평 군	160	2,269	15,401	591,438	519,801
영 광 군	228	3,482	24,103	747,522	666,060
장 성 군	214	3,813	20,771	921,347	817,764
완 도 군	196	3,572	22,322	921,225	820,467
진 도 군	116	1,752	13,737	626,666	548,913
신 안 군	184	2,469	19,782	725,261	646,888
제 주	1,815	21,550	180,249	6,935,858	6,243,688
제 주 시	1,280	14,931	128,207	4,792,824	4,316,558
서 귀 포 시	535	6,619	52,042	2,143,034	1,927,129

주 : 진료일 기준(의료이용은 약국제외, 요양급여일수, 진료비와 급여비는 약국포함)이며, 의료급여 포함



# 주요 암질환 급여현황

## Diseases (Gastric cancer, Hepatic cancer)

(단위 : 명, 일, 천원)  
Unit : Person, Day, 1,000Won

간암(C22) Hepatic cancer					Division
진료실인원수 Patients	입내원일수 Visit	요양급여일수 Reimbursed Days	진료비 Medical Expense	급여비 Benefit	
<b>2,310</b>	<b>68,183</b>	<b>585,845</b>	<b>22,443,100</b>	<b>20,238,222</b>	<b>Gwangju</b>
201	4,505	48,011	1,752,094	1,578,878	Dong-gu
499	14,314	119,126	4,569,166	4,103,614	Seo-gu
341	9,387	84,423	3,471,855	3,136,904	Nam-gu
759	25,607	200,453	7,680,458	6,951,866	Buk-gu
510	14,370	133,832	4,969,528	4,466,960	Gwangsan-gu
<b>3,355</b>	<b>72,961</b>	<b>855,962</b>	<b>31,535,206</b>	<b>28,630,147</b>	<b>Jeonbuk</b>
441	8,840	106,370	3,803,222	3,433,737	Wansan-gu
449	8,955	117,267	3,865,623	3,516,725	Deokjin-gu
463	10,277	121,313	4,388,275	4,001,971	Gunsan-si
466	11,198	117,119	4,732,298	4,330,384	Iksan-si
249	6,092	61,641	2,400,956	2,157,290	Jeongeup-si
186	3,823	47,214	1,688,052	1,527,526	Namwon-si
206	4,907	57,195	2,120,220	1,932,290	Gimje-si
217	4,130	55,860	1,986,475	1,798,258	Wanju-gun
70	1,576	17,389	623,198	553,996	Jinan-gun
64	1,098	13,652	643,739	584,890	Muju-gun
55	1,083	15,800	390,001	347,435	Jangsu-gun
78	1,655	20,987	637,651	578,111	Imsil-gun
114	2,339	26,912	1,045,665	951,305	Sunchang-gun
144	3,366	39,741	1,245,030	1,117,762	Gochang-gun
153	3,622	37,502	1,964,801	1,798,466	Buan-gun
<b>4,686</b>	<b>113,105</b>	<b>1,179,256</b>	<b>44,347,037</b>	<b>39,911,643</b>	<b>Jeonnam</b>
511	12,901	130,399	4,921,252	4,418,341	Mokpo-si
752	18,552	196,338	7,448,434	6,673,335	Yeosu-si
478	10,779	123,031	4,569,290	4,114,221	Suncheon-si
267	6,076	60,858	2,375,162	2,126,028	Naju-si
222	5,898	54,203	2,666,120	2,406,091	Gwangyang-si
130	4,084	33,064	1,116,036	1,001,750	Damyang-gun
80	1,813	19,938	618,706	563,491	Gokseong-gun
64	1,442	11,458	616,916	562,766	Gurye-gun
274	5,529	70,045	2,251,164	2,036,621	Goheung-gun
158	3,844	35,638	1,554,889	1,406,902	Boseong-gun
194	4,663	44,230	1,529,581	1,379,462	Hwasun-gun
123	2,647	28,044	1,079,667	968,855	Jangheung-gun
99	2,474	26,413	930,458	828,211	Gangjin-gun
232	5,489	55,696	1,905,476	1,719,687	Haenam-gun
142	2,928	34,504	1,355,044	1,228,408	Yeongam-gun
175	4,604	50,872	1,719,016	1,557,238	Muan-gun
99	2,751	26,359	1,086,780	984,763	Hampyeong-gun
133	3,892	36,864	1,548,539	1,395,311	Yeonggwang-gun
118	3,710	32,166	1,399,937	1,260,021	Jangseong-gun
147	3,122	33,240	1,080,022	960,189	Wando-gun
131	3,031	36,333	1,267,696	1,147,617	Jindo-gun
157	2,876	39,563	1,306,853	1,172,334	Sinan-gun
<b>1,221</b>	<b>20,359</b>	<b>251,963</b>	<b>10,999,830</b>	<b>10,064,842</b>	<b>Jeju</b>
817	14,160	165,631	7,439,768	6,822,972	Jeju-si
404	6,199	86,332	3,560,063	3,241,870	Seogwipo-si

Note : Based on the Treatments (excluding pharmacy from Medical Service Use, including pharmacy in Treatment Days/Medical Expense /Benefit Amount) including Medical aid

제 5-2 표  
Table 5-2

시·군·구별  
Benefits for Major Cancer

구 분	기관지 및 폐의 악성신생물(C33~C34) Malignant neoplasm of bronchus and lung				
	진료실인원수 Patients	입내원일수 Visit	요양급여일수 Reimbursed Days	진료비 Medical Expense	급여비 Benefit
광 주	3,251	115,693	577,579	39,895,256	36,680,911
동 구	316	9,689	50,981	2,844,030	2,605,005
서 구	696	24,040	121,162	8,832,307	8,134,970
남 구	559	21,185	103,887	6,859,757	6,285,549
북 구	985	33,488	175,807	12,277,686	11,327,415
광 산 구	695	27,291	125,742	9,081,476	8,327,971
전 북	5,353	137,588	903,351	65,458,522	60,655,581
전 주 시 완 산 구	851	23,348	142,004	10,362,598	9,571,674
전 주 시 덕 진 구	679	16,568	112,042	7,859,334	7,259,841
군 산 시	761	17,509	126,368	9,501,953	8,826,149
익 산 시	775	21,986	132,589	11,107,901	10,347,627
정 읍 시	368	10,540	65,449	4,603,753	4,271,396
남 원 시	281	5,864	45,772	3,082,345	2,866,037
김 제 시	316	7,770	58,158	3,868,890	3,599,450
완 주 군	312	8,193	52,289	3,278,001	3,022,537
진 안 군	105	3,127	17,225	1,310,030	1,210,246
무 주 군	108	2,027	13,806	1,227,950	1,136,329
장 수 군	101	2,315	17,216	928,987	857,873
임 실 군	126	2,880	24,073	1,698,490	1,588,322
순 창 군	100	2,609	16,229	1,067,302	973,252
고 창 군	251	5,731	36,894	2,337,809	2,139,407
부 안 군	219	7,121	43,237	3,223,179	2,985,442
전 남	5,929	175,221	972,787	69,224,660	63,685,791
목 포 시	574	18,425	100,380	7,315,377	6,731,281
여 수 시	864	28,855	137,241	11,395,923	10,503,259
순 천 시	628	19,762	99,998	6,863,099	6,310,233
나 주 시	373	10,545	54,743	4,234,253	3,897,111
광 양 시	282	7,913	41,680	3,684,069	3,392,688
담 양 군	203	6,687	37,687	2,001,772	1,829,795
곡 성 군	135	4,058	24,472	1,618,553	1,486,949
구 레 군	110	2,199	14,780	939,076	859,335
고 흥 군	302	8,039	50,402	3,078,038	2,849,022
보 성 군	189	4,721	27,760	1,978,234	1,837,266
화 순 군	265	9,759	46,928	3,045,090	2,799,345
장 흥 군	148	4,406	22,019	1,905,766	1,734,158
강 진 군	154	3,884	29,120	1,754,430	1,630,116
해 남 군	260	7,002	45,043	2,971,125	2,720,017
영 암 군	192	6,533	36,687	2,672,903	2,460,912
무 안 군	206	6,269	39,802	2,164,043	1,993,874
함 평 군	138	3,681	19,649	1,648,915	1,501,820
영 광 군	227	6,545	36,751	2,882,918	2,648,759
장 성 군	174	4,894	27,985	2,154,556	1,980,114
완 도 군	203	3,626	33,056	2,142,682	1,986,297
진 도 군	131	3,172	20,709	1,444,896	1,326,316
신 안 군	171	4,246	25,895	1,328,942	1,207,124
제 주	1,561	30,852	220,903	17,281,939	16,020,204
제 주 시	1,037	19,768	138,616	11,129,566	10,313,816
서 귀 포 시	524	11,084	82,287	6,152,373	5,706,387

주 : 진료일 기준(의료이용은 약국제외, 요양급여일수, 진료비와 급여비는 약국포함)이며, 의료급여 포함

## 주요 암질환 급여현황

### Diseases (Malignant neoplasm of bronchus and lung, Colorectal cancer)

(단위 : 명, 일, 천원)

Unit : Person, Day, 1,000Won

대장암(C18~C20) Colorectal cancer					Division
진료실인원수 Patients	입내원일수 Visit	요양급여일수 Reimbursed Days	진료비 Medical Expense	급여비 Benefit	
<b>3,898</b>	<b>117,066</b>	<b>397,747</b>	<b>27,096,355</b>	<b>24,401,319</b>	<b>Gwangju</b>
375	10,301	36,019	2,524,897	2,305,806	Dong-gu
746	21,530	69,286	4,960,291	4,470,177	Seo-gu
675	21,324	73,459	4,619,158	4,166,078	Nam-gu
1,209	34,076	122,338	8,127,507	7,284,821	Buk-gu
893	29,835	96,645	6,864,500	6,174,436	Gwangsan-gu
<b>6,221</b>	<b>126,345</b>	<b>556,225</b>	<b>36,172,986</b>	<b>32,641,935</b>	<b>Jeonbuk</b>
945	19,597	77,564	4,869,840	4,385,108	Wansan-gu
822	16,329	63,665	4,530,893	4,085,273	Deokjin-gu
871	15,155	76,575	4,731,544	4,255,996	Gunsan-si
1,081	22,824	105,735	7,131,625	6,462,668	Iksan-si
445	8,605	41,091	2,506,662	2,252,994	Jeongeup-si
325	6,145	29,323	1,909,426	1,708,781	Namwon-si
398	7,916	44,377	2,078,001	1,895,857	Gimje-si
334	7,102	25,669	2,214,418	1,992,172	Wanju-gun
108	1,327	8,862	521,038	473,750	Jinan-gun
118	2,388	10,671	654,657	590,377	Muju-gun
91	2,608	11,414	826,744	755,350	Jangsu-gun
126	2,466	9,993	786,853	721,953	Imsil-gun
110	2,892	9,688	673,039	591,253	Sunchang-gun
210	4,523	17,820	1,206,747	1,101,611	Gochang-gun
237	6,468	23,778	1,531,499	1,368,792	Buan-gun
<b>6,386</b>	<b>166,495</b>	<b>668,268</b>	<b>44,272,712</b>	<b>39,900,527</b>	<b>Jeonnam</b>
582	15,932	65,830	4,094,899	3,715,286	Mokpo-si
1,052	27,751	97,695	7,545,977	6,797,595	Yeosu-si
780	22,508	84,585	5,643,071	5,090,884	Suncheon-si
408	9,823	42,853	2,421,608	2,160,153	Naju-si
407	8,943	35,079	3,115,571	2,829,737	Gwangyang-si
210	6,670	28,738	1,437,891	1,282,585	Damyang-gun
137	4,634	13,214	1,018,005	907,711	Gokseong-gun
106	2,882	10,302	827,184	744,521	Gurye-gun
280	5,795	30,970	1,782,019	1,615,004	Goheung-gun
209	3,981	17,745	1,160,300	1,044,777	Boseong-gun
253	9,778	33,287	2,310,716	2,062,471	Hwasun-gun
161	3,349	15,752	1,162,002	1,050,354	Jangheung-gun
118	3,172	12,964	810,362	727,177	Gangjin-gun
240	5,037	23,035	1,652,962	1,508,206	Haenam-gun
170	6,002	22,170	1,188,271	1,074,068	Yeongam-gun
249	5,497	29,867	1,252,408	1,123,890	Muan-gun
172	4,109	17,169	1,259,734	1,120,465	Hampyeong-gun
190	4,787	18,791	1,320,827	1,200,483	Yeonggwang-gun
218	5,730	23,461	1,534,348	1,382,198	Jangseong-gun
175	4,789	17,748	1,090,641	979,666	Wando-gun
113	2,027	10,438	698,555	633,001	Jindo-gun
156	3,299	16,575	945,361	850,295	Sinan-gun
<b>2,162</b>	<b>39,418</b>	<b>210,457</b>	<b>13,901,264</b>	<b>12,644,069</b>	<b>Jeju</b>
1,442	27,527	137,637	9,719,311	8,835,538	Jeju-si
720	11,891	72,820	4,181,954	3,808,531	Seogwipo-si

Note : Based on the Treatments (excluding pharmacy from Medical Service Use, including pharmacy in Treatment Days/Medical Expense /Benefit Amount) including Medical aid

제 5-3 표  
Table 5-3

시·군·구별  
Benefits for Major Cancer

구 분	유방암(C50) Breast cancer				
	진료실인원수 Patients	입내원일수 Visit	요양급여일수 Reimbursed Days	진료비 Medical Expense	급여비 Benefit
광 주	6,423	252,709	1,738,801	51,515,103	45,743,992
동 구	473	17,585	125,945	3,554,176	3,135,138
서 구	1,347	50,624	344,364	10,130,414	8,997,090
남 구	1,007	40,419	275,826	8,492,245	7,468,794
북 구	1,950	73,017	534,293	15,466,957	13,787,145
광 산 구	1,646	71,064	458,373	13,871,310	12,355,825
전 북	8,934	158,043	2,131,786	47,672,734	42,726,799
전 주 시 완 산 구	1,807	35,833	416,973	10,015,265	8,911,377
전 주 시 덕 진 구	1,495	28,001	346,712	8,242,497	7,365,375
군 산 시	1,393	23,881	347,824	7,177,411	6,435,370
익 산 시	1,519	27,772	397,861	8,817,015	7,997,177
정 읍 시	444	6,428	107,526	2,281,524	2,019,529
남 원 시	379	5,281	86,218	1,719,057	1,561,169
김 제 시	412	6,122	101,267	2,135,006	1,940,518
완 주 군	518	7,564	112,274	2,151,713	1,923,010
진 안 군	129	2,448	29,225	718,225	643,060
무 주 군	99	1,558	24,959	495,720	434,914
장 수 군	83	955	19,887	323,624	293,700
임 실 군	105	1,686	21,407	324,949	284,874
순 창 군	113	2,287	24,013	749,893	665,941
고 창 군	229	4,915	51,527	1,419,648	1,263,873
부 안 군	209	3,312	44,113	1,101,188	986,912
전 남	7,509	228,228	1,967,869	56,442,468	50,443,077
목 포 시	996	34,738	270,683	7,699,583	6,927,292
여 수 시	1,159	32,159	289,320	8,441,916	7,534,070
순 천 시	1,227	37,035	324,419	9,322,682	8,316,351
나 주 시	489	17,771	136,091	4,380,878	3,920,566
광 양 시	578	15,636	150,780	4,618,148	4,159,039
담 양 군	229	8,183	62,296	1,624,944	1,431,104
곡 성 군	113	2,084	27,333	609,918	550,134
구 례 군	121	3,516	31,017	834,063	738,794
고 흥 군	241	3,988	50,354	1,266,939	1,140,996
보 성 군	130	4,320	35,068	930,466	827,220
화 순 군	294	12,625	84,227	2,387,144	2,103,717
장 흥 군	142	4,144	34,649	1,175,537	1,047,536
강 진 군	150	3,687	41,306	1,068,475	978,775
해 남 군	210	5,884	52,740	1,412,900	1,246,113
영 암 군	191	7,139	54,615	1,783,579	1,589,974
무 안 군	328	10,995	86,251	2,364,928	2,093,224
함 평 군	130	4,457	36,265	1,130,169	1,017,094
영 광 군	182	3,927	40,443	1,032,154	911,523
장 성 군	181	5,903	50,513	1,474,223	1,321,313
완 도 군	170	3,411	40,553	1,127,616	1,012,219
진 도 군	115	3,168	30,905	859,604	760,930
신 안 군	133	3,458	38,041	896,602	815,092
제 주	2,781	43,998	661,001	18,506,359	16,527,195
제 주 시	1,976	30,754	469,277	13,349,865	11,911,110
서 귀 포 시	805	13,244	191,724	5,156,494	4,616,085

주 : 진료일 기준(의료이용은 약국제외, 요양급여일수, 진료비와 급여비는 약국포함)이며, 의료급여 포함

# 주요 암질환 급여현황

## Diseases (Breast cancer, Cervical cancer)

(단위 : 명, 일, 천원)  
Unit : Person, Day, 1,000Won

자궁경부암(C53) Cervical cancer					Division
진료실인원수 Patients	입내원일수 Visit	요양급여일수 Reimbursed Days	진료비 Medical Expense	급여비 Benefit	
<b>816</b>	<b>22,117</b>	<b>83,209</b>	<b>4,307,123</b>	<b>3,891,239</b>	<b>Gwangju</b>
61	1,922	6,915	303,094	272,982	Dong-gu
155	3,682	12,961	723,729	653,652	Seo-gu
142	3,780	13,296	705,050	643,526	Nam-gu
252	7,922	31,090	1,723,200	1,564,672	Buk-gu
206	4,811	18,947	852,049	756,406	Gwangsan-gu
<b>980</b>	<b>17,026</b>	<b>94,420</b>	<b>4,501,163</b>	<b>4,081,758</b>	<b>Jeonbuk</b>
178	3,108	14,768	808,396	735,357	Wansan-gu
161	3,135	13,374	834,316	757,335	Deokjin-gu
192	2,801	17,215	778,777	709,039	Gunsan-si
133	2,627	18,050	632,406	578,283	Iksan-si
66	1,146	6,230	317,790	297,921	Jeongeup-si
48	645	4,766	154,348	138,855	Namwon-si
44	768	7,042	277,295	244,687	Gimje-si
40	665	3,939	233,169	206,900	Wanju-gun
11	112	795	33,553	29,451	Jinan-gun
10	156	563	74,474	65,996	Muju-gun
6	98	917	23,099	21,757	Jangsu-gun
15	144	658	27,831	23,854	Imsil-gun
14	405	545	47,425	43,608	Sunchang-gun
34	806	3,183	166,277	149,743	Gochang-gun
28	410	2,375	92,006	78,972	Buan-gun
<b>962</b>	<b>21,571</b>	<b>92,496</b>	<b>4,556,415</b>	<b>4,072,230</b>	<b>Jeonnam</b>
118	3,820	12,821	697,705	619,614	Mokpo-si
134	2,758	12,918	626,239	562,534	Yeosu-si
134	2,357	11,047	571,373	505,732	Suncheon-si
62	1,352	6,910	332,044	297,865	Naju-si
77	1,467	6,258	407,922	356,552	Gwangyang-si
29	910	2,990	170,891	154,716	Damyang-gun
11	415	1,422	67,648	63,975	Gokseong-gun
17	392	1,474	45,237	41,043	Gurye-gun
39	591	3,358	221,307	201,948	Goheung-gun
30	664	2,496	146,312	132,313	Boseong-gun
37	444	1,796	75,576	68,208	Hwasun-gun
23	351	2,224	61,820	55,504	Jangheung-gun
17	83	387	24,678	21,754	Gangjin-gun
41	907	3,855	183,929	156,732	Haenam-gun
36	1,015	5,092	257,647	238,757	Yeongam-gun
41	1,300	4,757	197,905	175,944	Muan-gun
19	894	2,041	79,568	71,724	Hampyeong-gun
24	741	3,448	133,688	120,614	Yeonggwang-gun
17	73	610	13,784	11,743	Jangseong-gun
27	505	3,150	124,066	112,244	Wando-gun
12	198	2,044	48,088	43,145	Jindo-gun
17	334	1,398	68,989	59,570	Sinan-gun
<b>365</b>	<b>5,289</b>	<b>32,493</b>	<b>1,526,452</b>	<b>1,381,303</b>	<b>Jeju</b>
260	3,402	20,231	946,481	857,735	Jeju-si
105	1,887	12,262	579,971	523,568	Seogwipo-si

Note : Based on the Treatments (excluding pharmacy from Medical Service Use, including pharmacy in Treatment Days/Medical Expense /Benefit Amount) including Medical aid



## 제 6 장

# 만성질환 급여현황



제 6-1 표  
Table 6-1

시·군·구별  
Benefits for Chronic Diseases

구 분		고혈압(110~115) Hypertension				
		진료실인원수 Patients	입내원일수 Visit	요양급여일수 Reimbursed Days	진료비 Medical Expense	급여비 Benefit
광 주		178,589	1,434,781	46,102,822	124,906,821	92,159,705
동 구		15,474	135,917	3,980,617	11,530,414	8,630,792
서 구		35,149	273,909	9,012,007	24,294,511	17,849,285
남 구		29,723	257,719	7,557,535	21,372,226	15,921,281
북 구		55,270	436,100	14,092,253	37,346,516	27,661,074
광 산 구		42,973	331,136	11,460,410	30,363,154	22,097,272
전 북		309,785	2,469,193	81,514,074	217,732,062	160,756,439
전 주 시 완 산 구		44,693	306,363	11,572,034	28,845,817	21,178,066
전 주 시 덕 진 구		40,538	316,820	10,550,650	26,859,953	19,609,530
군 산 시		46,722	329,110	12,311,721	32,218,908	23,702,283
익 산 시		50,020	422,171	13,178,629	37,523,433	27,806,460
정 읍 시		21,832	204,729	5,801,329	15,874,348	11,881,030
남 원 시		15,695	143,884	4,187,256	11,751,991	8,693,640
김 제 시		19,224	172,157	5,065,268	14,800,715	11,232,155
완 주 군		17,175	135,210	4,466,453	12,005,182	8,833,040
진 안 군		5,938	44,314	1,554,716	3,839,193	2,796,649
무 주 군		5,791	44,974	1,645,665	3,989,152	2,912,413
장 수 군		5,409	44,537	1,424,482	4,222,482	3,117,634
임 실 군		6,374	51,299	1,715,874	4,372,776	3,234,885
순 창 군		6,088	49,651	1,615,295	4,267,776	3,107,838
고 창 군		12,310	99,604	3,188,563	8,375,006	6,182,306
부 안 군		11,976	104,370	3,236,139	8,785,331	6,468,512
전 남		334,804	2,514,737	86,700,871	227,468,488	166,412,357
목 포 시		34,159	267,906	9,064,892	25,194,740	18,661,886
여 수 시		44,683	326,855	12,414,414	30,671,217	22,120,493
순 천 시		38,602	276,528	10,180,945	24,210,416	17,600,978
나 주 시		18,255	138,064	4,729,843	13,006,390	9,467,675
광 양 시		22,256	142,124	5,762,402	13,067,511	9,344,749
담 양 군		9,679	74,684	2,412,629	6,618,238	4,880,190
곡 성 군		6,709	61,045	1,732,629	4,928,945	3,654,322
구 례 군		5,516	38,060	1,443,411	3,570,412	2,616,212
고 흥 군		17,419	119,688	4,213,689	10,907,110	8,016,047
보 성 군		8,931	65,661	2,212,946	6,099,543	4,486,725
화 순 군		12,345	89,606	2,980,567	8,466,680	6,186,691
장 흥 군		8,652	67,114	2,063,891	5,424,410	4,007,479
강 진 군		8,416	63,071	2,103,203	5,657,662	4,173,006
해 남 군		13,974	111,885	3,496,212	8,778,495	6,474,235
영 암 군		10,992	88,727	2,943,355	7,810,590	5,723,953
무 안 군		14,542	121,838	3,881,891	10,882,658	7,988,238
함 평 군		8,599	67,842	2,257,995	6,631,850	4,854,224
영 광 군		11,329	94,596	2,797,181	8,465,770	6,250,483
장 성 군		9,628	87,302	2,601,036	7,706,356	5,719,346
완 도 군		12,047	87,813	3,096,200	7,488,031	5,506,116
진 도 군		7,868	56,851	1,878,282	5,244,162	3,845,852
신 안 군		10,203	67,477	2,433,258	6,637,302	4,833,453
제 주		98,735	638,124	24,257,187	55,647,045	40,302,214
제 주 시		68,109	433,820	16,473,323	38,206,370	27,645,007
서 귀 포 시		30,626	204,304	7,783,864	17,440,675	12,657,207

주 : 진료일 기준(의료이용은 약국제외, 요양급여일수, 진료비와 급여비는 약국포함)이며, 의료급여 포함



# 만성질환 급여현황 by District (Hypertension, Diabetes)

(단위 : 명, 일, 천원)  
Unit : Person, Day, 1,000Won

당뇨(E10~E14) Diabetes					Division
진료실인원수 Patients	입내원일수 Visit	요양급여일수 Reimbursed Days	진료비 Medical Expense	급여비 Benefit	
102,426	<b>908,126</b>	<b>26,060,028</b>	<b>111,090,730</b>	<b>82,289,263</b>	<b>Gwangju</b>
9,062	83,214	2,254,095	9,821,106	7,305,372	Dong-gu
20,584	178,796	5,205,558	21,894,955	16,122,070	Seo-gu
17,234	164,763	4,443,942	18,855,629	14,006,584	Nam-gu
32,082	286,009	8,083,649	34,764,688	25,988,777	Buk-gu
23,464	195,344	6,072,784	25,754,352	18,866,459	Gwangsan-gu
<b>164,543</b>	<b>1,368,878</b>	<b>41,330,474</b>	<b>172,578,172</b>	<b>127,555,781</b>	<b>Jeonbuk</b>
25,708	200,459	6,610,290	26,706,379	19,694,261	Wansan-gu
21,459	180,231	5,697,016	23,092,191	16,951,206	Deokjin-gu
25,977	204,031	6,264,766	26,262,360	19,527,229	Gunsan-si
26,438	223,918	6,463,609	28,008,188	20,810,935	Iksan-si
11,661	104,801	2,869,219	12,418,135	9,282,436	Jeongeup-si
8,360	76,075	2,110,306	8,731,202	6,445,203	Namwon-si
9,677	86,533	2,411,344	10,683,260	8,004,576	Gimje-si
9,077	75,218	2,400,261	9,881,008	7,276,362	Wanju-gun
3,051	25,602	759,617	3,088,034	2,237,465	Jinan-gun
2,631	19,929	679,289	2,590,359	1,858,068	Muju-gun
2,474	20,589	609,692	2,576,394	1,890,100	Jangsu-gun
2,996	24,779	789,972	3,232,620	2,366,161	Imsil-gun
2,891	23,368	713,707	2,929,782	2,113,768	Sunchang-gun
6,069	49,603	1,453,565	6,283,297	4,618,494	Gochang-gun
6,074	53,742	1,497,821	6,094,963	4,479,516	Buan-gun
<b>178,373</b>	<b>1,475,678</b>	<b>42,974,887</b>	<b>186,246,482</b>	<b>136,537,368</b>	<b>Jeonnam</b>
20,724	184,271	5,120,036	24,273,464	18,300,757	Mokpo-si
24,366	195,633	6,217,956	26,503,421	19,187,342	Yeosu-si
19,474	157,502	4,808,428	19,705,609	14,433,558	Suncheon-si
10,805	89,185	2,695,103	11,845,579	8,601,703	Naju-si
11,309	76,608	2,619,955	9,634,127	6,860,313	Gwangyang-si
5,526	42,571	1,226,301	5,163,387	3,767,827	Damyang-gun
3,324	30,499	811,351	3,481,523	2,547,562	Gokseong-gun
2,595	19,929	593,855	2,290,840	1,679,893	Gurye-gun
8,737	70,092	2,044,898	8,748,466	6,444,839	Goheung-gun
4,433	35,907	973,522	4,600,587	3,383,510	Boseong-gun
6,840	56,739	1,621,204	7,323,525	5,352,293	Hwasun-gun
4,267	42,079	973,167	4,399,344	3,221,864	Jangheung-gun
4,014	31,250	892,681	3,895,199	2,868,654	Gangjin-gun
8,001	76,755	1,913,922	8,341,400	6,125,345	Haenam-gun
6,035	53,855	1,538,914	6,515,283	4,752,748	Yeongam-gun
8,574	83,942	2,108,629	9,572,944	7,076,220	Muan-gun
4,016	31,499	924,162	4,321,532	3,153,798	Hampyeong-gun
6,035	51,534	1,414,780	6,400,475	4,728,205	Yeonggwang-gun
4,802	43,295	1,159,005	5,165,962	3,809,389	Jangseong-gun
5,746	40,336	1,271,223	5,260,040	3,835,006	Wando-gun
3,674	26,233	839,390	3,617,542	2,643,528	Jindo-gun
5,076	35,964	1,206,405	5,186,232	3,763,016	Sinan-gun
<b>46,477</b>	<b>303,957</b>	<b>12,797,880</b>	<b>44,821,367</b>	<b>32,369,160</b>	<b>Jeju</b>
31,558	204,488	8,804,605	30,666,328	22,090,076	Jeju-si
14,919	99,469	3,993,275	14,155,038	10,279,084	Seogwipo-si

Note : Based on the Treatments (excluding pharmacy from Medical Service Use, including pharmacy in Treatment Days/Medical Expense /Benefit Amount) including Medical aid

제 6-2 표  
Table 6-2

시·군·구별  
Benefits for Chronic Diseases

구 분	치주질환(K00~K01,K03~K08) Periodontal disease				
	진료실인원수 Patients	입내원일수 Visit	요양급여일수 Reimbursed Days	진료비 Medical Expense	급여비 Benefit
광 주	655,866	1,957,216	3,320,818	141,669,374	101,432,649
동 구	50,727	152,088	257,666	11,626,885	8,327,539
서 구	133,255	395,921	670,921	28,437,222	20,270,879
남 구	99,910	302,144	512,504	22,526,741	16,142,195
북 구	191,808	577,391	998,258	42,922,826	30,890,242
광 산 구	180,166	529,672	881,469	36,155,699	25,801,794
전 북	765,219	2,346,502	4,433,375	196,922,061	141,650,017
전 주 시 완 산 구	146,702	429,501	772,225	33,817,247	24,329,773
전 주 시 덕 진 구	140,937	397,949	706,308	29,629,898	21,159,594
군 산 시	116,611	357,563	684,913	29,090,184	21,008,634
익 산 시	118,049	384,656	722,139	30,697,050	22,080,697
정 읍 시	42,386	134,788	275,391	12,364,570	8,940,854
남 원 시	31,938	103,224	206,124	9,366,518	6,757,336
김 제 시	34,203	108,339	208,772	10,383,858	7,542,220
완 주 군	42,402	128,345	239,472	11,017,657	7,927,723
진 안 군	9,798	30,905	63,001	3,376,511	2,414,044
무 주 군	9,573	27,700	57,854	2,790,046	1,979,031
장 수 군	7,628	24,066	49,781	2,561,347	1,835,475
임 실 군	10,748	36,727	72,227	3,919,902	2,809,816
순 창 군	11,225	37,692	69,317	3,733,287	2,672,283
고 창 군	22,356	75,695	159,253	7,556,995	5,418,902
부 안 군	20,663	69,352	146,598	6,616,993	4,773,634
전 남	756,246	2,300,792	4,376,733	196,360,290	140,129,887
목 포 시	89,617	270,428	523,425	21,343,813	15,263,732
여 수 시	113,769	340,864	661,872	27,026,843	19,277,452
순 천 시	118,075	325,890	578,675	24,845,946	17,660,517
나 주 시	50,426	161,501	288,308	13,469,541	9,621,080
광 양 시	63,733	184,780	338,177	13,437,275	9,545,268
담 양 군	20,392	65,791	121,626	5,997,665	4,285,386
곡 성 군	11,820	42,768	77,668	4,256,016	3,053,966
구 례 군	9,572	29,205	56,890	3,048,270	2,185,137
고 흥 군	24,322	78,269	165,723	8,628,227	6,205,916
보 성 군	14,928	46,696	90,349	4,963,153	3,555,380
화 순 군	26,753	87,943	158,871	7,364,373	5,243,729
장 흥 군	14,167	43,146	87,688	4,225,254	3,032,708
강 진 군	13,402	42,164	82,943	3,971,924	2,847,888
해 남 군	24,079	74,775	148,950	7,554,490	5,390,073
영 암 군	22,639	73,509	144,457	6,645,404	4,710,558
무 안 군	39,185	109,935	206,482	8,726,603	6,203,887
함 평 군	13,418	45,388	85,668	4,349,628	3,105,838
영 광 군	21,454	69,651	131,153	6,189,541	4,438,681
장 성 군	18,291	59,516	114,821	5,571,971	3,970,128
완 도 군	18,280	57,068	120,118	5,721,913	4,098,823
진 도 군	11,841	35,958	76,131	3,607,237	2,578,918
신 안 군	16,083	55,547	116,738	5,415,206	3,854,821
제 주	286,452	832,982	1,472,632	60,819,124	43,484,276
제 주 시	208,812	603,117	1,058,873	43,120,121	30,806,357
서 귀 포 시	77,640	229,865	413,759	17,699,002	12,677,919

주 : 진료일 기준(의료이용은 약국제외, 요양급여일수, 진료비와 급여비는 약국포함)이며, 의료급여 포함

# 만성질환 급여현황

## by District (Periodontal disease, Arthritis)

(단위 : 명, 일, 천원)  
Unit : Person, Day, 1,000Won

관절염(M00~M19,M22~M25) Arthritis					Division
진료실인원수 Patients	입내원일수 Visit	요양급여일수 Reimbursed Days	진료비 Medical Expense	급여비 Benefit	
<b>180,156</b>	<b>991,781</b>	<b>9,960,772</b>	<b>102,711,521</b>	<b>75,544,551</b>	<b>Gwangju</b>
15,249	89,617	877,309	9,091,640	6,704,160	Dong-gu
36,207	188,167	1,922,839	19,595,872	14,314,264	Seo-gu
29,619	150,399	1,639,803	16,246,661	11,852,098	Nam-gu
56,007	334,445	3,234,601	33,990,029	25,237,622	Buk-gu
43,074	229,153	2,286,220	23,787,320	17,436,407	Gwangsan-gu
<b>301,575</b>	<b>1,957,122</b>	<b>19,705,755</b>	<b>177,895,910</b>	<b>133,468,948</b>	<b>Jeonbuk</b>
44,951	250,155	2,751,113	24,350,557	18,342,136	Wansan-gu
38,537	220,010	2,451,574	21,274,694	15,744,815	Deokjin-gu
40,653	267,782	2,861,372	23,904,903	17,967,753	Gunsan-si
45,090	291,830	2,970,696	25,944,323	19,429,605	Iksan-si
23,351	159,502	1,595,529	14,079,598	10,704,053	Jeongeup-si
17,064	113,119	1,035,277	9,456,392	7,153,357	Namwon-si
18,453	132,283	1,184,854	11,132,311	8,481,056	Gimje-si
17,119	97,714	1,063,337	9,486,013	7,055,626	Wanju-gun
5,864	38,044	455,575	3,499,991	2,595,485	Jinan-gun
6,505	40,819	376,143	3,697,595	2,764,099	Muju-gun
5,929	36,926	381,771	3,627,841	2,720,578	Jangsu-gun
6,790	47,749	454,934	4,339,330	3,255,014	Imsil-gun
6,632	59,905	540,458	5,455,820	4,057,371	Sunchang-gun
12,791	99,576	827,747	9,328,983	7,005,580	Gochang-gun
11,846	101,708	755,375	8,317,559	6,192,419	Buan-gun
<b>344,929</b>	<b>2,330,709</b>	<b>20,193,054</b>	<b>218,156,131</b>	<b>161,265,832</b>	<b>Jeonnam</b>
34,916	256,257	1,973,639	23,057,580	17,409,835	Mokpo-si
48,701	389,685	3,022,837	36,689,434	27,271,384	Yeosu-si
39,200	237,700	2,212,780	23,374,243	17,182,207	Suncheon-si
18,837	113,999	1,110,270	10,527,799	7,770,799	Naju-si
20,660	111,125	1,077,236	11,014,932	8,081,390	Gwangyang-si
9,940	60,294	594,881	5,725,073	4,217,826	Damyang-gun
6,792	48,493	444,278	4,254,361	3,244,784	Gokseong-gun
6,375	39,554	414,898	3,899,117	2,902,046	Gurye-gun
17,973	118,112	1,097,533	10,716,363	8,097,040	Goheung-gun
9,376	53,840	536,370	5,527,322	4,130,306	Boseong-gun
12,236	72,023	666,342	8,232,973	5,889,616	Hwasun-gun
8,774	62,282	576,914	5,557,408	4,128,242	Jangheung-gun
7,774	43,340	458,609	4,814,311	3,557,304	Gangjin-gun
15,607	103,247	881,794	10,104,283	7,129,648	Haenam-gun
12,347	77,165	660,595	6,744,369	4,914,722	Yeongam-gun
16,213	118,116	957,013	9,547,586	7,106,407	Muan-gun
8,799	58,608	546,779	5,336,528	3,952,691	Hampyeong-gun
10,449	101,031	650,188	8,100,683	6,026,315	Yeonggwang-gun
9,235	57,590	505,353	5,723,109	4,201,975	Jangseong-gun
12,497	84,233	702,822	8,083,776	5,836,310	Wando-gun
7,457	50,205	431,182	4,261,463	3,152,437	Jindo-gun
10,771	73,810	670,741	6,863,417	5,062,548	Sinan-gun
<b>99,941</b>	<b>633,868</b>	<b>6,736,782</b>	<b>54,112,135</b>	<b>38,705,396</b>	<b>Jeju</b>
67,963	416,739	4,500,199	34,994,736	25,100,380	Jeju-si
31,978	217,129	2,236,583	19,117,400	13,605,016	Seogwipo-si

Note : Based on the Treatments (excluding pharmacy from Medical Service Use, including pharmacy in Treatment Days/Medical Expense /Benefit Amount) including Medical aid

제 6-3 표  
Table 6-3

시·군·구별  
Benefits for Chronic Diseases

구 분		정신질환(F00-F99) Mental illness				
		진료실인원수 Patients	입내원일수 Visit	요양급여일수 Reimbursed Days	진료비 Medical Expense	급여비 Benefit
광	주	111,990	2,849,589	19,846,094	246,499,274	200,612,661
동	구	9,700	269,606	1,716,018	23,242,775	18,925,774
서	구	22,914	559,304	4,011,350	48,408,162	39,168,787
남	구	18,222	455,561	3,268,869	39,802,068	32,181,326
북	구	34,557	902,399	6,184,290	78,198,411	64,224,240
광	산	26,597	662,719	4,665,567	56,847,859	46,112,534
전	북	182,384	4,460,076	33,469,367	380,439,180	310,770,077
전	주	30,610	682,902	5,505,441	58,760,655	47,848,158
전	주	26,839	544,902	4,761,081	46,521,929	37,412,306
군	산	23,700	514,317	4,225,824	43,270,671	35,359,377
익	산	27,200	578,697	5,121,591	50,372,710	41,375,216
정	읍	12,357	378,787	2,272,056	33,360,423	27,505,169
남	원	9,343	262,440	1,615,424	20,982,495	17,303,323
김	제	11,401	359,461	2,156,844	29,591,233	24,784,165
완	주	10,127	299,563	1,938,193	25,831,915	21,144,139
진	안	3,968	89,891	738,066	7,789,161	6,296,066
무	주	3,015	58,823	545,527	5,086,205	4,090,398
장	수	3,103	66,415	513,478	5,970,440	4,780,665
임	실	3,406	115,859	683,930	9,963,335	8,179,201
순	창	3,452	133,244	615,829	11,028,699	8,830,697
고	창	7,316	211,517	1,502,199	17,823,561	14,359,487
부	안	6,547	163,258	1,273,884	14,085,746	11,501,710
전	남	182,092	5,147,495	33,275,708	448,782,762	364,370,728
목	포	20,701	501,762	3,738,448	42,618,965	35,018,769
여	수	23,983	671,917	4,192,172	57,615,233	46,461,848
순	천	21,621	547,104	4,004,381	47,707,644	38,344,994
나	주	11,300	410,485	2,079,707	34,722,379	28,329,545
광	양	10,735	219,408	1,806,601	19,215,402	15,393,885
담	양	5,360	155,863	937,025	13,797,043	11,161,659
곡	성	3,479	105,882	666,450	9,158,777	7,423,325
구	례	3,081	92,618	559,624	8,184,742	6,597,614
고	흥	8,532	236,508	1,543,338	20,267,157	16,595,166
보	성	4,741	197,855	921,171	17,498,826	14,126,025
화	순	6,153	215,735	1,203,062	19,133,070	15,544,501
장	흥	5,126	153,852	1,023,701	14,490,282	12,023,598
강	진	5,037	132,868	1,026,134	13,521,465	11,370,740
해	남	8,003	218,687	1,540,146	19,112,049	15,656,575
영	암	5,524	160,348	997,782	13,924,534	11,110,142
무	안	8,499	250,397	1,570,060	20,761,648	16,800,955
함	평	4,228	132,010	779,788	11,938,531	9,584,838
영	광	6,578	172,856	1,200,516	15,169,841	12,363,910
장	성	5,378	169,460	909,961	14,604,715	11,734,493
완	도	5,593	143,992	1,023,120	13,031,884	10,636,537
진	도	3,388	98,522	647,419	8,689,697	7,163,315
신	안	5,052	159,366	905,102	13,618,877	10,928,293
제	주	59,670	742,191	11,078,169	66,892,045	53,222,189
제	주	43,148	546,192	8,045,834	49,234,374	39,185,628
서	귀	16,522	195,999	3,032,335	17,657,671	14,036,561

주 : 진료일 기준(의료이용은 약국제외, 요양급여일수, 진료비와 급여비는 약국포함)이며, 의료급여 포함

# 만성질환 급여현황 by District (Mental illness, Infectious disease)

(단위 : 명, 일, 천원)  
Unit : Person, Day, 1,000Won

전염병(A,B) Infectious disease					Division
진료실인원수 Patients	입내원일수 Visit	요양급여일수 Reimbursed Days	진료비 Medical Expense	급여비 Benefit	
<b>346,742</b>	<b>941,897</b>	<b>7,340,286</b>	<b>99,869,399</b>	<b>75,758,984</b>	<b>Gwangju</b>
25,253	67,475	553,830	7,097,642	5,432,271	Dong-gu
67,587	188,031	1,437,701	19,882,405	15,031,564	Seo-gu
49,783	137,700	1,144,648	15,282,592	11,732,561	Nam-gu
103,510	276,814	2,156,797	28,974,426	22,019,248	Buk-gu
100,609	271,877	2,047,310	28,632,334	21,543,341	Gwangsan-gu
<b>405,815</b>	<b>1,149,142</b>	<b>8,642,748</b>	<b>122,917,738</b>	<b>94,595,070</b>	<b>Jeonbuk</b>
79,680	213,908	1,626,424	21,344,589	16,254,630	Wansan-gu
75,931	195,553	1,515,355	18,783,461	14,111,501	Deokjin-gu
58,658	169,097	1,233,737	16,649,470	12,959,570	Gunsan-si
59,773	169,170	1,255,262	17,721,334	13,639,771	Iksan-si
23,956	73,664	564,841	9,011,975	7,062,728	Jeongeup-si
17,946	52,291	362,548	5,391,746	4,167,418	Namwon-si
18,747	62,348	402,801	7,820,765	6,179,800	Gimje-si
23,120	63,408	473,764	6,864,177	5,300,888	Wanju-gun
5,642	16,605	146,435	1,888,905	1,449,429	Jinan-gun
4,434	12,520	109,075	1,599,426	1,231,193	Muju-gun
4,443	12,436	102,931	1,602,614	1,211,872	Jangsu-gun
5,584	16,283	140,322	2,036,010	1,587,217	Imsil-gun
6,310	19,051	148,405	2,505,652	1,920,360	Sunchang-gun
11,249	35,591	286,785	4,967,604	3,826,950	Gochang-gun
10,342	37,217	274,063	4,730,010	3,691,744	Buan-gun
<b>430,216</b>	<b>1,244,947</b>	<b>10,541,426</b>	<b>147,493,216</b>	<b>112,611,011</b>	<b>Jeonnam</b>
52,078	153,357	1,238,723	17,965,452	13,990,477	Mokpo-si
69,737	199,791	1,785,554	21,910,929	16,302,505	Yeosu-si
66,244	170,815	1,467,705	19,260,576	14,404,186	Suncheon-si
27,096	84,331	626,926	9,000,380	6,858,899	Naju-si
37,225	92,074	796,723	9,447,762	7,015,686	Gwangyang-si
10,232	28,990	239,799	3,234,112	2,476,398	Damyang-gun
5,905	17,349	134,543	2,170,222	1,650,713	Gokseong-gun
5,003	15,346	132,316	2,165,746	1,681,967	Gurye-gun
12,792	39,556	392,550	5,598,905	4,375,108	Goheung-gun
8,119	23,275	191,113	3,054,501	2,411,173	Boseong-gun
14,437	40,978	435,633	5,320,407	4,072,457	Hwasun-gun
8,846	29,558	228,965	3,467,771	2,654,811	Jangheung-gun
8,435	27,597	201,773	3,045,822	2,397,850	Gangjin-gun
16,127	55,885	457,786	7,481,302	5,809,975	Haenam-gun
12,102	36,131	287,963	4,458,256	3,418,052	Yeongam-gun
21,038	57,098	452,383	6,727,642	5,176,740	Muan-gun
6,761	21,868	182,801	2,859,420	2,209,396	Hampyeong-gun
13,830	44,204	342,203	5,236,494	3,980,538	Yeonggwang-gun
8,875	26,129	215,875	3,306,412	2,543,651	Jangseong-gun
10,670	31,692	314,827	4,692,129	3,615,678	Wando-gun
6,244	21,541	173,562	3,219,637	2,538,226	Jindo-gun
8,420	27,382	241,703	3,869,338	3,026,525	Sinan-gun
<b>148,898</b>	<b>357,334</b>	<b>3,612,676</b>	<b>34,886,733</b>	<b>26,304,151</b>	<b>Jeju</b>
111,975	262,584	2,607,397	24,758,574	18,631,041	Jeju-si
36,923	94,750	1,005,279	10,128,158	7,673,110	Seogwipo-si

Note : Based on the Treatments (excluding pharmacy from Medical Service Use, including pharmacy in Treatment Days/Medical Expense /Benefit Amount) including Medical aid

제 6-4 표  
Table 6-4

시·군·구별 만성질환 급여현황  
Benefits for Chronic Diseases by District (Liver disorder)

(단위 : 명, 일, 천원)  
Unit : Person, Day, 1,000Won

구 분	간질환(K70~K77) Liver disorder					Division
	진료실인원수 Patients	입내원일수 Visit	요양급여일수 Reimbursed Days	진료비 Medical Expense	급여비 Benefit	
광 주	39,012	117,296	2,368,453	21,747,157	16,305,920	Gwangju
동 구	3,307	10,298	201,891	1,965,050	1,504,673	Dong-gu
서 구	8,669	23,354	511,002	4,007,778	2,932,789	Seo-gu
남 구	6,534	19,498	405,121	3,755,759	2,836,131	Nam-gu
북 구	11,644	35,883	696,357	6,686,572	5,018,344	Buk-gu
광 산 구	8,858	28,263	554,082	5,331,999	4,013,983	Gwangsan-gu
전 북	60,900	183,446	3,651,366	31,472,147	23,575,480	Jeonbuk
전 주 시 완 산 구	10,313	27,847	583,125	4,479,149	3,357,864	Wansan-gu
전 주 시 덕 진 구	10,150	29,232	555,260	4,885,489	3,634,688	Deokjin-gu
군 산 시	8,676	26,111	527,336	4,771,443	3,621,890	Gunsan-si
익 산 시	9,737	29,934	627,539	4,677,010	3,454,822	Iksan-si
정 읍 시	3,981	12,459	219,813	2,157,061	1,635,961	Jeongeup-si
남 원 시	2,916	8,232	145,922	1,577,630	1,182,835	Namwon-si
김 제 시	3,342	10,220	189,865	1,662,833	1,247,284	Gimje-si
완 주 군	3,427	10,524	213,278	1,862,921	1,424,783	Wanju-gun
진 안 군	908	3,690	66,013	668,466	490,609	Jinan-gun
무 주 군	1,171	3,216	70,861	676,775	497,837	Muju-gun
장 수 군	974	3,318	76,593	555,514	409,279	Jangsu-gun
임 실 군	883	3,045	71,015	532,279	385,232	Imsil-gun
순 창 군	947	3,177	64,601	531,195	387,622	Sunchang-gun
고 창 군	1,659	5,965	119,234	1,258,172	976,734	Gochang-gun
부 안 군	1,816	6,476	120,911	1,176,208	868,040	Buan-gun
전 남	62,710	207,724	3,856,488	38,862,153	28,926,791	Jeonnam
목 포 시	7,819	34,844	430,329	6,321,184	4,964,692	Mokpo-si
여 수 시	9,354	30,735	688,853	6,183,149	4,557,472	Yeosu-si
순 천 시	7,922	23,373	462,190	4,087,270	2,996,441	Suncheon-si
나 주 시	3,807	11,586	226,336	2,266,592	1,653,674	Naju-si
광 양 시	4,275	10,717	232,481	1,865,955	1,327,553	Gwangyang-si
담 양 군	1,511	5,104	97,281	891,295	671,605	Damyang-gun
곡 성 군	966	2,930	62,901	472,678	331,078	Gokseong-gun
구 레 군	662	2,042	44,879	400,687	299,423	Gurye-gun
고 흥 군	2,631	9,168	161,389	1,843,321	1,399,466	Goheung-gun
보 성 군	1,493	5,015	98,927	887,812	658,104	Boseong-gun
화 순 군	2,251	7,326	128,516	1,295,621	942,586	Hwasun-gun
장 흥 군	1,068	3,666	87,376	704,379	502,121	Jangheung-gun
강 진 군	1,278	4,535	85,583	692,288	509,236	Gangjin-gun
해 남 군	3,194	10,214	175,866	1,808,601	1,310,791	Haenam-gun
영 암 군	1,910	5,780	108,524	1,260,030	938,276	Yeongam-gun
무 안 군	3,625	9,062	151,525	1,793,274	1,332,628	Muan-gun
함 평 군	865	2,974	66,815	633,514	460,804	Hampyeong-gun
영 광 군	2,422	8,248	142,926	1,375,002	1,060,392	Yeonggwang-gun
장 성 군	1,198	4,647	84,134	834,363	605,469	Jangseong-gun
완 도 군	1,700	5,689	124,210	1,220,125	899,224	Wando-gun
진 도 군	1,184	4,436	78,747	836,907	622,024	Jindo-gun
신 안 군	1,575	5,633	116,700	1,188,105	883,731	Sinan-gun
제 주	20,221	60,536	1,022,965	11,517,189	8,696,999	Jeju
제 주 시	14,356	42,882	729,982	8,428,826	6,340,725	Jeju-si
서 귀 포 시	5,865	17,654	292,983	3,088,363	2,356,274	Seogwipo-si

주 : 진료일 기준(의료이용은 약국제외, 요양급여일수, 진료비와 급여비는 약국포함)이며, 의료급여 포함

Note : Based on the Treatments (excluding pharmacy from Medical Service Use, including pharmacy in Treatment Days/Medical Expense /Benefit Amount) including Medical aid

제1장	일반현황 .....	507
제2장	진료실적 현황 .....	569
제3장	관내 및 관외 진료실적 현황 .....	587
제4장	연령별 성별 진료실적 현황 .....	613
제5장	주요 암질환 급여현황 .....	675
제6장	만성질환 급여현황 .....	689



Chapter 1	General Status .....	507
Chapter 2	Medical Treatment Activities .....	569
Chapter 3	Internal and External Benefits .....	587
Chapter 4	Medical Treatment Activities by Age and Gender ·	613
Chapter 5	Benefits for Major Cancer Diseases .....	675
Chapter 6	Benefits for Chronic Diseases .....	689





## 제1장

# 일반 현황



제 1-1 표  
Table 1-1

시·군·구별  
Beneficiaries

구 분	의료보장 적용인구 Population Medical Security	근로자 C.E.				공·교		
		사업장수 Establishments	적용인구 Population under	가입자 Insured	피부양자 Dependents	사업장수 Establishments	적용인구 Population under	가입자 Insured
부 산	3,352,406	124,613	2,034,262	1,085,739	948,523	1,059	211,367	94,268
중 구	40,130	4,664	20,457	12,367	8,090	19	1,319	567
서 구	106,321	3,258	60,548	32,346	28,202	36	5,493	2,333
동 구	89,464	4,478	50,470	27,776	22,694	27	4,221	1,884
영 도 구	108,987	3,259	60,203	31,249	28,954	45	4,707	1,783
부 산 진 구	362,637	12,189	218,588	120,094	98,494	112	21,053	9,589
동 래 구	273,443	7,974	168,328	87,022	81,306	80	25,020	11,187
남 구	260,358	7,057	156,475	79,402	77,073	83	19,412	8,654
북 구	276,030	5,133	170,618	91,328	79,290	88	17,344	7,779
해 운 대 구	387,289	13,687	237,427	125,935	111,492	105	28,269	12,895
사 하 구	302,726	7,809	189,188	101,425	87,763	91	12,567	5,309
금 정 구	220,537	8,210	129,056	65,457	63,599	76	16,645	6,970
강 서 구	150,675	14,034	103,513	57,355	46,158	68	9,102	4,506
연 제 구	207,364	7,839	125,084	66,332	58,752	66	17,430	8,152
수 영 구	176,228	6,130	101,041	56,405	44,636	34	12,444	5,510
사 상 구	208,204	12,359	128,852	71,553	57,299	64	7,779	3,384
기 장 군	182,013	6,533	114,414	59,693	54,721	65	8,562	3,766
대 구	2,414,027	87,902	1,457,479	764,848	692,631	814	187,427	81,654
중 구	90,195	6,959	52,963	29,781	23,182	29	8,088	3,889
동 구	345,742	10,678	201,847	106,069	95,778	110	29,775	12,901
서 구	166,001	6,976	95,059	49,619	45,440	47	6,754	2,384
남 구	140,714	4,575	74,517	39,712	34,805	49	7,574	2,838
북 구	426,462	17,094	262,847	137,084	125,763	146	29,680	12,828
수 성 구	412,702	14,097	245,605	126,092	119,513	136	50,504	23,069
달 서 구	539,092	17,533	336,127	178,084	158,043	184	37,935	16,597
달 성 군	269,677	9,244	176,188	93,152	83,036	106	15,146	6,531
군 위 군	23,442	746	12,326	5,255	7,071	7	1,971	617
울 산	1,131,098	33,602	776,957	405,487	371,470	390	56,977	28,450
중 구	210,802	4,586	139,023	70,824	68,199	69	11,369	5,646
남 구	312,784	12,190	210,005	112,362	97,643	100	19,190	10,052
동 구	159,075	2,400	115,693	59,605	56,088	52	4,470	2,283
북 구	219,892	5,379	164,018	84,015	80,003	82	9,280	4,776
울 주 군	228,545	9,047	148,218	78,681	69,537	87	12,668	5,693
경 북	2,617,518	86,983	1,510,215	751,413	758,802	644	207,854	89,318
포 향 시 남 구	229,917	8,352	140,085	72,471	67,614	53	17,348	8,265
포 향 시 북 구	270,230	7,027	166,188	84,535	81,653	72	21,090	9,527
경 주 시	260,082	9,866	154,777	80,297	74,480	50	16,462	6,806
김 천 시	140,571	3,857	80,866	38,958	41,908	37	12,111	4,851
안 동 시	154,992	5,111	80,944	39,961	40,983	52	19,545	8,328

주 : 1) 연도말 기준

2) 주민등록 실거주지 기준

3) 군위군의 대구 편입(2023.7.1.)에 따라 군위군 적용인구는 대구에 모두 포함하였으며, 작성 기준에 따라 다른 통계자료집과 수치가 상이할 수 있음

## 적용인구 현황 by District

(단위 : 개소, 명, 세대)  
Unit : Each, Person, Households

G. & T.	지역 S.E.		의료급여 1종 Medical Aid Class1			의료급여 2종 Medical Aid Class2			Division
피부양자 Dependents	가입자 Insured	세대수 Households	적용인구 Population under	세대수 Households	부양가족 Dependents	적용인구 Population under	세대수 Households	부양가족 Dependents	
<b>117,099</b>	<b>961,052</b>	<b>606,548</b>	<b>108,577</b>	<b>95,752</b>	<b>12,825</b>	<b>37,148</b>	<b>21,140</b>	<b>16,008</b>	<b>Busan</b>
752	15,232	10,715	2,411	2,226	185	711	450	261	Jung-gu
3,160	33,567	21,864	5,401	4,855	546	1,312	737	575	Seo-gu
2,337	27,800	18,644	5,123	4,525	598	1,850	1,097	753	Dong-gu
2,924	34,975	22,218	7,085	6,228	857	2,017	1,160	857	Yeongdo-gu
11,464	108,334	70,181	10,801	9,551	1,250	3,861	2,280	1,581	Busanjin-gu
13,833	72,600	44,434	5,748	5,156	592	1,747	966	781	Dongnae-gu
10,758	76,630	48,494	5,940	5,185	755	1,901	1,127	774	Nam-gu
9,565	72,593	44,497	11,280	9,872	1,408	4,195	2,295	1,900	Buk-gu
15,374	107,402	66,271	10,476	9,147	1,329	3,715	2,048	1,667	Haeundae-gu
7,258	84,256	52,679	11,641	10,338	1,303	5,074	2,955	2,119	Saha-gu
9,675	65,702	42,486	7,107	6,366	741	2,027	1,165	862	Geumjeong-gu
4,596	35,379	21,460	2,032	1,773	259	649	353	296	Gangseo-gu
9,278	57,308	35,755	5,592	4,985	607	1,950	1,101	849	Yeonje-gu
6,934	56,456	36,055	4,527	3,964	563	1,760	1,038	722	Suyeong-gu
4,395	60,120	38,886	8,665	7,605	1,060	2,788	1,553	1,235	Sasang-gu
4,796	52,698	31,909	4,748	3,976	772	1,591	815	776	Gijang-gun
<b>105,773</b>	<b>671,044</b>	<b>414,812</b>	<b>74,130</b>	<b>64,675</b>	<b>9,455</b>	<b>23,947</b>	<b>12,639</b>	<b>11,308</b>	<b>Daegu</b>
4,199	26,371	16,935	2,185	1,930	255	588	352	236	Jung-gu
16,874	98,596	60,880	12,205	10,680	1,525	3,319	1,780	1,539	Dong-gu
4,370	53,126	34,188	8,146	7,226	920	2,916	1,668	1,248	Seo-gu
4,736	48,163	32,179	7,899	6,949	950	2,561	1,415	1,146	Nam-gu
16,852	120,562	73,676	10,499	9,119	1,380	2,874	1,452	1,422	Buk-gu
27,435	102,506	61,566	10,353	8,957	1,396	3,734	1,919	1,815	Suseong-gu
21,338	143,019	88,344	16,590	14,439	2,151	5,421	2,777	2,644	Dalseo-gu
8,615	70,391	41,449	5,556	4,765	791	2,396	1,207	1,189	Dalseong-gun
1,354	8,310	5,595	697	610	87	138	69	69	Gunwi-gun
<b>28,527</b>	<b>274,079</b>	<b>173,481</b>	<b>18,246</b>	<b>16,163</b>	<b>2,083</b>	<b>4,839</b>	<b>2,753</b>	<b>2,086</b>	<b>Ulsan</b>
5,723	55,037	34,834	4,401	3,902	499	972	570	402	Jung-gu
9,138	77,389	50,416	5,066	4,534	532	1,134	710	424	Nam-gu
2,187	35,533	22,634	2,446	2,125	321	933	486	447	Dong-gu
4,504	43,402	26,158	2,340	1,969	371	852	437	415	Buk-gu
6,975	62,718	39,439	3,993	3,633	360	948	550	398	Ulju-gun
<b>118,536</b>	<b>806,161</b>	<b>514,959</b>	<b>75,430</b>	<b>66,306</b>	<b>9,124</b>	<b>17,858</b>	<b>9,398</b>	<b>8,460</b>	<b>Gyeongbuk</b>
9,083	63,927	41,642	6,713	5,901	812	1,844	947	897	Nam-gu
11,563	72,961	45,613	7,574	6,674	900	2,417	1,298	1,119	Buk-gu
9,656	80,093	51,562	7,220	6,346	874	1,530	823	707	Gyeongju-si
7,260	42,260	26,321	4,371	3,845	526	963	480	483	Gimcheon-si
11,217	47,304	30,209	5,860	5,216	644	1,339	670	669	Andong-si

Note : 1) As of the end of the Year

2) Based on the resident place

3) Gunwi-gun population is all included in Daegu with Gunwi-gun's incorporation into Daegu (July 1, 2023).

The figures may differ from other statistical data sets depending on the compilation criteria.

제 1-1 표  
Table 1-1

시·군·구별  
Beneficiaries

구 분	의료보장 적용인구 Population Medical Security	근로자 C.E.				공 · 교		
		사업장수 Establishments	적용인구 Population under	가입자 Insured	피부양자 Dependents	사업장수 Establishments	적용인구 Population under	가입자 Insured
구 미 시	411,755	13,082	271,915	143,252	128,663	86	20,499	10,096
영 주 시	101,446	2,861	53,383	24,346	29,037	28	9,988	4,122
영 천 시	103,666	3,777	56,990	27,434	29,556	28	8,403	3,427
상 주 시	95,251	2,691	47,720	19,992	27,728	24	9,600	3,591
문 경 시	69,820	2,108	35,546	16,076	19,470	16	7,643	3,255
경 산 시	278,202	8,982	161,418	83,120	78,298	62	20,128	8,570
의 성 군	50,961	1,293	25,288	9,525	15,763	14	5,018	1,740
청 송 군	24,299	695	10,923	4,185	6,738	11	2,873	1,166
영 양 군	15,889	455	6,998	2,801	4,197	7	2,164	889
영 덕 군	34,943	914	15,751	6,918	8,833	12	2,765	1,197
청 도 군	42,192	1,272	21,623	9,039	12,584	14	3,729	1,204
고 령 군	32,145	1,941	17,260	8,558	8,702	8	2,519	1,124
성 주 군	43,917	2,503	22,221	10,026	12,195	10	3,321	1,131
칠 곡 군	114,414	6,227	69,623	37,551	32,072	25	4,490	1,816
예 천 군	55,966	1,305	26,991	11,491	15,500	12	9,706	4,179
봉 화 군	29,888	1,110	14,556	5,625	8,931	7	2,803	962
울 진 군	47,743	1,283	25,764	13,185	12,579	11	3,581	1,753
울 림 군	9,229	271	3,385	2,067	1,318	5	2,068	1,319
<b>경 남</b>	<b>3,336,999</b>	<b>112,499</b>	<b>2,000,519</b>	<b>1,047,099</b>	<b>953,420</b>	<b>1,093</b>	<b>259,565</b>	<b>115,012</b>
창원시 의창구	217,464	9,312	135,339	73,919	61,420	84	16,646	7,802
창원시 성산구	250,567	9,840	175,830	98,902	76,928	104	20,567	10,520
창원시 마산합포구	181,526	4,886	104,472	53,945	50,527	67	14,084	6,081
창원시 마산회원구	182,099	5,280	112,191	59,465	52,726	67	12,026	5,014
창원시 진해구	194,170	4,035	108,029	58,786	49,243	78	29,830	13,287
진 주 시	347,182	11,607	199,305	104,534	94,771	133	39,738	17,530
통 영 시	123,818	3,444	60,181	30,234	29,947	20	8,432	3,843
사 천 시	111,965	3,623	64,300	33,516	30,784	27	9,104	4,018
김 해 시	556,469	23,174	358,774	195,662	163,112	176	31,650	14,915
밀 양 시	105,645	3,142	56,125	26,654	29,471	27	8,251	2,988
거 제 시	243,210	5,856	157,335	80,638	76,697	47	10,430	5,528
양 산 시	362,989	11,800	231,733	123,078	108,655	119	19,257	8,990
의 령 군	26,211	875	13,406	5,899	7,507	10	2,671	1,043
함 안 군	63,909	4,044	37,133	19,157	17,976	19	4,928	1,792
창 녕 군	60,091	1,915	32,217	15,246	16,971	20	4,108	1,463
고 성 군	51,166	1,749	26,273	12,321	13,952	11	3,740	1,391
남 해 군	41,492	1,200	20,348	8,415	11,933	12	3,381	1,245
하 동 군	42,118	1,087	19,934	8,687	11,247	10	3,502	1,239
산 청 군	34,697	1,136	16,536	7,210	9,326	13	3,077	1,027
함 양 군	37,468	1,166	18,718	8,105	10,613	11	3,609	1,393
거 창 군	60,907	1,964	31,209	14,248	16,961	22	6,273	2,453
합 천 군	41,836	1,364	21,131	8,478	12,653	16	4,261	1,450

주 : 1) 연도말 기준  
2) 주민등록 실거주지 기준

# 적용인구 현황 <계속> by District <Cont'd>

(단위 : 개소, 명, 세대)  
Unit : Each, Person, Households

G. & T.	지역 S.E.		의료급여 1종 Medical Aid Class1			의료급여 2종 Medical Aid Class2			Division
피부양자 Dependents	가입자 Insured	세대수 Households	적용인구 Population under	세대수 Households	부양가족 Dependents	적용인구 Population under	세대수 Households	부양가족 Dependents	
10,403	110,354	69,029	6,552	5,584	968	2,435	1,387	1,048	Gumi-si
5,866	33,220	20,895	3,822	3,412	410	1,033	528	505	Yeongju-si
4,976	33,083	21,702	4,357	3,854	503	833	424	409	Yeongcheon-si
6,009	34,438	21,355	2,993	2,664	329	500	285	215	Sangju-si
4,388	24,137	15,491	2,203	1,963	240	291	148	143	Mungyeong-si
11,558	88,119	56,777	6,679	5,793	886	1,858	986	872	Gyeongsan-si
3,278	18,388	11,997	2,076	1,828	248	191	111	80	Uiseong-gun
1,707	9,455	6,210	861	773	88	187	108	79	Cheongsong-gun
1,275	5,958	3,976	614	538	76	155	73	82	Yeongyang-gun
1,568	14,554	9,705	1,699	1,495	204	174	94	80	Yeongdeok-gun
2,525	15,188	9,936	1,498	1,341	157	154	78	76	Cheongdo-gun
1,395	10,917	7,201	1,254	1,115	139	195	93	102	Goryeong-gun
2,190	16,589	10,420	1,574	1,357	217	212	112	100	Seongju-gun
2,674	36,497	22,836	2,997	2,641	356	807	389	418	Chilgok-gun
5,527	17,319	10,836	1,579	1,400	179	371	166	205	Yecheon-gun
1,841	11,422	7,345	975	863	112	132	69	63	Bonghwa-gun
1,828	16,368	11,381	1,804	1,561	243	226	122	104	Uljin-gun
749	3,610	2,520	155	142	13	11	7	4	Ulleung-gun
<b>144,553</b>	<b>976,743</b>	<b>612,692</b>	<b>80,103</b>	<b>70,540</b>	<b>9,563</b>	<b>20,069</b>	<b>10,649</b>	<b>9,420</b>	<b>Gyeongnam</b>
8,844	59,483	37,212	4,548	3,970	578	1,448	794	654	Uichang-gu
10,047	51,375	32,955	2,173	1,899	274	622	357	265	Seongsan-gu
8,003	56,437	35,479	5,601	5,041	560	932	526	406	Masanhappo-gu
7,012	52,012	32,417	4,974	4,457	517	896	496	400	Masanhoewon-gu
16,543	51,649	32,211	3,964	3,510	454	698	356	342	Jinhae-gu
22,208	97,023	60,927	8,447	7,493	954	2,669	1,359	1,310	Jinju-si
4,589	49,289	30,446	4,629	3,981	648	1,287	652	635	Tongyeong-si
5,086	34,455	22,169	3,486	3,087	399	620	324	296	Sacheon-si
16,735	151,193	92,062	11,405	9,857	1,548	3,447	1,818	1,629	Gimhae-si
5,263	36,859	23,786	3,597	3,154	443	813	437	376	Miryang-si
4,902	70,577	43,744	3,704	3,325	379	1,164	710	454	Geoje-si
10,267	102,124	62,310	7,522	6,517	1,005	2,353	1,263	1,090	Yangsan-si
1,628	8,772	6,046	1,169	1,063	106	193	92	101	Uiryeong-gun
3,136	19,703	12,621	1,779	1,583	196	366	207	159	Haman-gun
2,645	21,327	14,120	2,135	1,903	232	304	154	150	Changnyeong-gun
2,349	18,915	12,208	1,940	1,754	186	298	151	147	Goseong-gun
2,136	16,192	10,445	1,287	1,146	141	284	147	137	Namhae-gun
2,263	16,653	10,832	1,664	1,448	216	365	177	188	Hadong-gun
2,050	13,668	9,047	1,213	1,106	107	203	97	106	Sancheong-gun
2,216	13,459	8,877	1,436	1,264	172	246	126	120	Hamyang-gun
3,820	21,065	13,066	1,840	1,576	264	520	244	276	Geochang-gun
2,811	14,513	9,712	1,590	1,406	184	341	162	179	Hapcheon-gun

Note : 1) As of the end of the Year  
2) Based on the resident place

제 1-2 표  
Table 1-2

시·군·구별 연령별 성별 의료보장  
Health Insurance & Medical Aid

구 분		계 T	0-4세	5-9세	10-14세	15-19세	20-24세	25-29세	30-34세	35-39세
부 산		3,352,406	75,893	119,487	134,199	130,892	181,566	212,437	210,940	194,001
중 구		40,130	325	574	788	986	2,422	3,389	2,826	1,933
서 구		106,321	1,907	2,995	3,456	3,769	6,268	6,717	5,769	5,041
동 구		89,464	1,911	2,142	2,259	2,479	3,847	5,751	6,272	5,110
영 도 구		108,987	1,720	2,659	3,271	3,496	4,971	5,405	5,376	4,987
부 산 진 구		362,637	8,390	11,144	11,786	12,171	21,427	28,796	28,035	22,855
동 래 구		273,443	6,807	11,424	13,176	12,273	13,404	15,304	15,826	16,078
남 구		260,358	5,047	9,115	10,997	11,267	18,685	16,640	14,243	13,359
북 구		276,030	6,460	9,520	10,565	10,790	13,790	16,770	17,509	15,272
해 운 대 구		387,289	8,555	14,678	17,825	17,849	19,827	21,667	21,431	21,302
사 하 구		302,726	6,010	9,685	11,738	12,034	16,663	18,414	17,756	16,335
금 정 구		220,537	3,647	6,326	7,756	8,486	15,487	15,101	12,163	10,578
강 서 구		150,675	6,622	10,829	9,442	5,651	5,329	8,075	11,892	14,458
연 제 구		207,364	5,073	7,529	8,081	8,032	10,182	13,008	13,794	12,595
수 영 구		176,228	3,783	5,239	5,666	5,807	8,790	13,717	13,319	10,604
사 상 구		208,204	3,832	5,738	6,765	7,322	12,535	14,579	14,012	11,137
기 장 군		182,013	5,804	9,890	10,628	8,480	7,939	9,104	10,717	12,357
대 구		2,414,027	58,102	93,219	106,623	108,567	138,813	153,736	150,960	138,159
중 구		90,195	3,117	3,708	3,108	3,144	5,350	7,489	7,956	6,881
동 구		345,742	9,187	12,877	13,346	12,919	16,640	21,158	23,160	21,061
서 구		166,001	2,751	4,082	4,640	5,056	7,447	10,250	10,625	8,343
남 구		140,714	2,401	3,283	3,842	4,589	8,186	10,430	9,217	7,363
북 구		426,462	9,986	16,311	18,859	20,506	29,516	29,050	26,216	23,679
수 성 구		412,702	8,269	17,409	23,301	23,927	24,629	23,130	20,892	20,311
달 서 구		539,092	11,642	20,342	24,624	26,175	34,416	36,241	33,168	29,435
달 성 군		269,677	10,471	14,939	14,509	11,789	12,074	15,257	19,038	20,390
군 위 군		23,442	278	268	394	462	555	731	688	696
울 산		1,131,098	30,515	49,371	56,495	53,711	56,889	70,793	73,430	71,364
중 구		210,802	5,132	8,470	9,912	9,309	9,674	12,410	12,758	12,144
남 구		312,784	7,776	12,271	14,070	14,246	17,356	22,113	22,159	19,479
동 구		159,075	4,164	7,565	8,689	7,590	7,284	9,549	9,950	11,619
북 구		219,892	7,878	12,554	13,242	11,551	10,482	13,611	15,333	15,616
울 주 군		228,545	5,565	8,511	10,582	11,015	12,093	13,110	13,230	12,506
경 북		2,617,518	60,433	93,218	109,499	109,840	129,298	138,241	137,913	138,229
포 향 시 남 구		229,917	5,192	8,866	10,886	9,951	10,910	13,774	12,885	12,527
포 향 시 북 구		270,230	6,954	11,285	12,894	12,225	12,655	14,224	15,007	15,191
경 주 시		260,082	5,649	8,428	9,931	10,217	12,443	13,256	13,616	13,004
김 천 시		140,571	3,618	5,061	5,879	6,363	6,569	6,989	7,363	7,134
안 동 시		154,992	3,377	5,107	6,380	6,584	7,677	7,695	7,291	7,118

주 : 1) 연도말 기준

2) 주민등록 실거주지 기준

3) 군위군의 대구 편입(2023.7.1.)에 따라 군위군 적용인구는 대구에 모두 포함하였으며, 작성 기준에 따라 다른 통계자료집과 수치가 상이할 수 있음

# 적용인구 현황 (계)

## by District, Age (Total)

(단위 : 명)  
Unit : Person

40-44세	45-49세	50-54세	55-59세	60-64세	65-69세	70-74세	75-79세	80세 이상 and over	Division
<b>256,106</b>	<b>237,292</b>	<b>279,711</b>	<b>270,499</b>	<b>299,773</b>	<b>267,918</b>	<b>187,802</b>	<b>133,858</b>	<b>160,032</b>	<b>Busan</b>
2,298	2,338	3,261	3,201	3,885	3,979	2,928	2,209	2,788	Jung-gu
7,037	6,663	8,554	8,526	10,126	9,532	7,253	5,430	7,278	Seo-gu
6,024	5,684	7,330	7,047	8,306	8,044	6,190	4,781	6,287	Dong-gu
6,960	6,989	8,838	9,151	11,255	11,037	8,366	6,528	7,978	Yeongdo-gu
26,101	23,992	28,877	28,031	31,422	28,080	19,682	14,225	17,623	Busanjin-gu
22,742	21,097	23,547	21,161	22,789	20,784	14,827	10,379	11,825	Dongnae-gu
19,344	19,024	22,354	19,667	21,342	20,168	14,968	11,075	13,063	Nam-gu
19,147	18,308	23,590	26,033	28,869	23,192	14,743	9,820	11,652	Buk-gu
30,404	30,449	36,171	32,816	33,793	29,148	19,754	14,043	17,577	Haeundae-gu
22,132	21,053	25,993	26,035	29,489	26,008	17,679	12,110	13,592	Saha-gu
14,428	14,300	17,976	18,711	21,272	18,778	13,670	9,820	12,038	Geumjeong-gu
18,166	11,887	9,665	8,515	9,713	8,469	5,178	3,069	3,715	Gangseo-gu
16,357	14,758	17,298	16,503	17,730	16,425	11,769	8,381	9,849	Yeonje-gu
12,904	11,745	14,055	13,074	14,793	14,497	10,709	8,124	9,402	Suyeong-gu
13,921	13,152	17,086	19,780	22,383	18,250	11,872	7,758	8,082	Sasang-gu
18,141	15,853	15,116	12,248	12,606	11,527	8,214	6,106	7,283	Gijang-gun
<b>181,668</b>	<b>180,721</b>	<b>217,852</b>	<b>209,499</b>	<b>207,746</b>	<b>162,724</b>	<b>115,647</b>	<b>80,413</b>	<b>109,578</b>	<b>Daegu</b>
7,190	6,055	7,000	6,055	5,969	5,250	3,987	3,399	4,537	Jung-gu
26,088	24,370	28,873	28,806	30,275	25,866	19,212	13,720	18,184	Dong-gu
10,224	10,403	14,087	16,656	18,401	14,921	11,041	7,521	9,553	Seo-gu
9,083	9,059	11,873	11,750	12,904	11,663	8,794	6,607	9,670	Nam-gu
31,104	33,080	40,910	37,622	35,667	26,179	18,039	12,763	16,975	Buk-gu
32,191	34,640	40,851	35,527	32,180	25,462	18,343	12,997	18,643	Suseong-gu
39,384	40,925	50,805	49,554	48,227	35,019	23,723	15,265	20,147	Dalseo-gu
25,576	21,166	21,849	21,082	20,986	15,405	10,204	6,392	8,550	Dalseong-gun
828	1,023	1,604	2,447	3,137	2,959	2,304	1,749	3,319	Gunwi-gun
<b>94,606</b>	<b>87,973</b>	<b>104,363</b>	<b>105,399</b>	<b>98,892</b>	<b>73,292</b>	<b>44,549</b>	<b>27,459</b>	<b>31,997</b>	<b>Ulsan</b>
16,490	15,416	19,169	20,344	19,886	15,767	10,282	6,385	7,254	Jung-gu
24,356	23,326	30,237	30,001	27,579	20,299	12,202	7,383	7,931	Nam-gu
15,365	12,822	12,733	12,330	13,924	11,241	6,752	3,825	3,673	Dong-gu
21,525	18,405	19,345	20,191	16,619	10,118	5,565	3,564	4,293	Buk-gu
16,870	18,004	22,879	22,533	20,884	15,867	9,748	6,302	8,846	Ulju-gun
<b>182,771</b>	<b>182,614</b>	<b>222,989</b>	<b>229,660</b>	<b>249,030</b>	<b>206,534</b>	<b>149,801</b>	<b>104,016</b>	<b>173,432</b>	<b>Gyeongbuk</b>
17,835	16,950	20,123	20,324	21,389	18,571	12,581	7,687	9,466	Nam-gu
20,678	19,502	23,797	23,748	25,776	21,511	14,007	8,952	11,824	Buk-gu
17,336	17,941	23,453	24,326	25,634	21,348	15,581	10,808	17,111	Gyeongju-si
9,459	9,310	11,305	11,986	13,551	11,202	8,455	5,932	10,395	Gimcheon-si
9,721	10,811	12,960	12,953	14,707	12,871	9,850	7,318	12,572	Andong-si

Note : 1) As of the end of the Year

2) Based on the resident place

3) Gunwi-gun population is all included in Daegu with Gunwi-gun's incorporation into Daegu (July 1, 2023).

The figures may differ from other statistical data sets depending on the compilation criteria.

제 1-2 표  
Table 1-2

시·군·구별 연령별 성별 의료보장  
Health Insurance & Medical Aid

구 분		계 T	0-4세	5-9세	10-14세	15-19세	20-24세	25-29세	30-34세	35-39세
구	미 시	411,755	12,183	20,573	22,741	21,070	23,616	27,206	29,461	31,169
영	주 시	101,446	1,815	3,096	4,075	4,685	4,827	4,388	3,993	3,918
영	천 시	103,666	2,438	2,651	3,045	3,324	4,187	4,939	4,976	4,824
상	주 시	95,251	1,723	2,567	3,310	3,908	3,862	3,385	3,243	3,576
문	경 시	69,820	1,377	1,871	2,405	2,759	2,942	2,714	2,426	2,750
경	산 시	278,202	6,818	10,308	11,586	11,949	21,993	19,495	17,487	15,792
의	성 군	50,961	804	838	951	1,158	1,241	1,474	1,535	1,542
청	송 군	24,299	389	433	527	532	667	752	785	783
영	양 군	15,889	214	314	398	475	464	440	451	481
영	덕 군	34,943	506	715	916	957	1,034	1,200	1,129	1,134
청	도 군	42,192	542	694	971	1,158	1,187	1,378	1,302	1,260
고	령 군	32,145	462	640	815	973	1,244	1,500	1,281	1,200
성	주 군	43,917	788	770	1,017	1,120	1,389	1,849	1,866	1,741
칠	곡 군	114,414	2,322	4,616	5,571	5,449	5,455	5,952	6,084	7,038
예	천 군	55,966	1,715	2,272	2,616	2,090	1,851	2,051	2,418	2,768
봉	화 군	29,888	394	574	779	929	856	813	724	850
울	진 군	47,743	1,015	1,362	1,584	1,746	1,891	2,296	2,150	2,012
울	릉 군	9,229	138	177	222	218	338	471	440	417
<b>경 남</b>		<b>3,336,999</b>	<b>79,684</b>	<b>134,397</b>	<b>161,409</b>	<b>156,579</b>	<b>164,662</b>	<b>181,711</b>	<b>186,409</b>	<b>190,760</b>
창	원시 의창구	217,464	5,747	8,966	10,052	9,304	11,432	14,002	14,123	13,312
창	원시 성산구	250,567	6,480	9,870	11,961	12,507	14,431	18,647	19,042	16,787
창	원시 마산합포구	181,526	4,524	7,095	7,900	6,895	8,716	9,261	9,691	10,427
창	원시 마산회원구	182,099	3,564	6,354	8,317	8,674	9,116	9,723	9,527	9,367
창	원시 진해구	194,170	5,563	9,287	11,369	10,197	9,427	10,369	11,313	12,278
진	주 시	347,182	9,134	14,434	16,959	16,992	20,685	21,787	20,817	19,930
통	영 시	123,818	2,126	4,538	6,466	5,953	5,276	5,022	5,188	6,207
사	천 시	111,965	2,373	4,124	5,199	4,955	4,867	5,610	5,825	5,620
김	해 시	556,469	15,311	25,272	30,263	30,015	31,596	34,137	35,469	35,152
밀	양 시	105,645	1,713	2,808	3,453	3,904	4,542	4,856	4,435	4,442
거	제 시	243,210	6,054	13,053	15,349	13,164	11,114	11,164	12,749	17,143
양	산 시	362,989	10,790	17,933	18,997	16,942	17,086	19,684	22,638	24,008
의	령 군	26,211	359	489	661	698	803	921	880	832
함	안 군	63,909	975	1,903	2,794	2,790	2,687	3,043	2,781	2,814
창	녕 군	60,091	868	1,435	1,856	2,000	1,965	2,419	2,425	2,428
고	성 군	51,166	561	1,187	1,834	2,118	1,832	1,968	1,691	1,830
남	해 군	41,492	485	843	1,235	1,366	1,454	1,362	1,164	1,186
하	동 군	42,118	550	806	1,093	1,305	1,328	1,335	1,152	1,234
산	청 군	34,697	398	573	868	1,031	1,077	1,171	1,030	970
함	양 군	37,468	493	889	1,237	1,452	1,270	1,258	1,099	1,189
거	창 군	60,907	1,124	1,863	2,514	3,188	2,761	2,585	2,228	2,429
합	천 군	41,836	492	675	1,032	1,129	1,197	1,387	1,142	1,175

주 : 1) 연도말 기준  
2) 주민등록 실거주지 기준



# 적용인구 현황 (계) <계속> by District, Age (Total) <Cont'd>

(단위 : 명)  
Unit : Person

40-44세	45-49세	50-54세	55-59세	60-64세	65-69세	70-74세	75-79세	80세 이상 and over	Division
38,009	34,393	37,790	34,389	30,487	19,271	11,490	7,078	10,829	Gumi-si
5,888	6,684	8,515	8,898	10,124	9,280	7,204	5,138	8,918	Yeongju-si
5,846	6,170	8,289	9,864	11,179	9,685	7,764	5,470	9,015	Yeongcheon-si
4,932	5,571	7,300	8,440	10,528	9,523	7,286	5,383	10,714	Sangju-si
3,691	4,277	5,343	6,141	7,601	7,019	5,348	4,009	7,147	Mungyeong-si
20,391	20,012	24,214	23,122	22,855	17,784	12,835	8,915	12,646	Gyeongsan-si
1,972	2,280	3,345	4,581	6,396	6,332	5,062	3,681	7,769	Uiseong-gun
971	1,141	1,698	2,423	3,117	2,855	2,272	1,731	3,223	Cheongsong-gun
653	783	1,233	1,501	1,975	1,777	1,390	1,089	2,251	Yeongyang-gun
1,583	1,765	2,647	3,176	3,926	3,721	3,130	2,433	4,971	Yeongdeok-gun
1,919	2,058	3,048	3,905	5,367	4,936	4,300	2,749	5,418	Cheongdo-gun
1,648	1,815	2,643	3,090	3,867	3,267	2,600	1,803	3,297	Goryeong-gun
2,034	2,306	3,288	4,425	5,854	4,743	3,874	2,525	4,328	Seongju-gun
10,010	10,126	11,142	10,164	9,520	7,092	4,705	3,402	5,766	Chilgok-gun
3,700	3,526	3,730	4,145	5,128	5,043	3,839	2,888	6,186	Yecheon-gun
1,231	1,529	2,156	2,892	3,917	3,582	2,564	2,034	4,064	Bonghwa-gun
2,694	3,011	4,056	4,231	5,027	4,225	3,038	2,497	4,908	Uljin-gun
570	653	914	936	1,105	896	626	494	614	Ulleung-gun
<b>262,020</b>	<b>254,963</b>	<b>304,601</b>	<b>289,368</b>	<b>297,310</b>	<b>239,230</b>	<b>158,104</b>	<b>111,935</b>	<b>163,857</b>	<b>Gyeongnam</b>
17,351	15,806	20,006	20,841	20,670	14,887	8,869	5,398	6,698	Uichang-gu
19,236	19,219	25,247	24,960	23,158	13,636	6,930	3,821	4,635	Seongsan-gu
14,479	12,638	14,581	14,612	16,833	15,642	11,004	7,664	9,564	Masanhappo-gu
13,677	14,108	16,548	16,380	17,323	14,937	10,211	6,854	7,419	Masanhoewon-gu
18,601	17,124	17,320	14,052	14,322	12,306	7,912	5,554	7,176	Jinhae-gu
25,701	25,607	30,949	27,884	28,677	23,541	15,795	11,795	16,495	Jinju-si
9,794	9,965	11,469	10,683	12,270	10,256	7,164	5,058	6,383	Tongyeong-si
8,383	8,588	10,163	9,113	9,892	8,617	6,205	4,970	7,461	Sacheon-si
47,693	47,450	56,059	49,527	42,857	29,869	17,992	12,157	15,650	Gimhae-si
6,023	6,206	8,171	9,578	11,693	11,279	7,985	5,626	8,931	Miryang-si
25,116	22,505	24,346	19,598	18,005	13,921	8,158	4,980	6,791	Geoje-si
32,990	29,973	32,658	30,012	29,246	22,770	14,652	9,937	12,673	Yangsang-si
1,148	1,334	1,987	2,401	3,180	2,989	2,152	1,672	3,705	Uiryeong-gun
4,029	4,446	5,450	5,705	6,417	5,977	3,973	2,987	5,138	Haman-gun
3,224	3,300	4,671	5,596	7,105	6,445	4,646	3,494	6,214	Changnyeong-gun
2,858	3,006	4,283	4,669	5,746	5,175	3,970	3,084	5,354	Goseong-gun
1,803	2,196	3,249	3,538	4,685	4,333	3,578	3,007	6,008	Namhae-gun
1,677	2,237	3,603	4,049	5,225	4,728	3,440	2,872	5,484	Hadong-gun
1,363	1,671	2,696	3,503	4,407	4,006	2,933	2,353	4,647	Sancheong-gun
1,693	2,036	3,073	3,498	4,229	3,917	2,874	2,409	4,852	Hamyang-gun
3,478	3,652	4,992	5,321	6,187	5,306	3,932	3,167	6,180	Geochang-gun
1,703	1,896	3,080	3,848	5,183	4,693	3,729	3,076	6,399	Hapcheon-gun

Note : 1) As of the end of the Year  
2) Based on the resident place

제 1-2 표  
Table 1-2

시·군·구별 연령별 성별 의료보장  
Health Insurance & Medical Aid

구 분		계 T	0-4세	5-9세	10-14세	15-19세	20-24세	25-29세	30-34세	35-39세
부 산		1,638,525	38,910	61,276	68,886	67,025	92,911	109,887	110,539	99,887
중 구		19,584	172	319	392	461	1,062	1,718	1,594	1,061
서 구		51,168	1,004	1,554	1,822	1,823	2,941	3,285	3,004	2,585
동 구		43,488	952	1,125	1,164	1,272	1,855	2,770	3,264	2,712
영 도 구		53,748	849	1,370	1,683	1,768	2,747	2,961	3,017	2,751
부 산 진 구		174,026	4,263	5,705	5,922	6,171	10,070	13,677	14,161	11,748
동 래 구		132,391	3,531	5,822	6,824	6,422	6,941	7,734	8,022	8,022
남 구		127,213	2,559	4,714	5,643	5,842	9,526	9,042	7,439	6,808
북 구		135,570	3,329	4,900	5,436	5,591	7,411	8,831	9,260	7,934
해 운 대 구		186,235	4,401	7,498	9,270	9,155	10,467	11,029	10,865	10,367
사 하 구		150,547	3,127	5,000	5,998	6,137	9,020	10,063	9,631	8,720
금 정 구		107,327	1,843	3,239	3,968	4,307	7,726	8,371	6,594	5,515
강 서 구		80,109	3,474	5,518	4,824	2,887	3,128	4,891	6,738	7,688
연 제 구		99,202	2,517	3,866	4,050	4,115	5,182	6,303	6,847	6,426
수 영 구		82,806	1,907	2,653	2,993	2,913	4,152	6,482	6,715	5,309
사 상 구		104,538	1,985	2,965	3,434	3,764	6,421	7,772	7,685	6,087
기 장 군		90,573	2,997	5,028	5,463	4,397	4,262	4,958	5,703	6,154
대 구		1,187,872	29,925	47,672	54,713	56,273	73,005	81,390	81,504	73,112
중 구		43,285	1,593	1,863	1,582	1,548	2,414	3,514	4,049	3,658
동 구		169,195	4,699	6,522	6,933	6,758	8,767	10,924	12,378	11,180
서 구		82,448	1,473	2,098	2,281	2,605	4,036	5,472	6,090	4,776
남 구		67,129	1,273	1,701	1,986	2,364	3,884	5,113	4,924	3,970
북 구		211,511	5,128	8,306	9,652	10,571	15,547	15,742	14,263	12,741
수 성 구		199,577	4,289	9,023	12,032	12,624	13,323	12,095	10,808	9,957
달 서 구		265,171	5,965	10,480	12,563	13,453	17,870	19,360	18,221	15,499
달 성 군		137,376	5,351	7,539	7,465	6,109	6,808	8,700	10,332	10,915
군 위 군		12,180	154	140	219	241	356	470	439	416
울 산		584,698	15,497	25,513	29,273	28,219	32,404	40,987	41,521	38,552
중 구		106,532	2,601	4,407	5,197	4,966	5,509	6,895	6,962	6,378
남 구		159,716	3,959	6,344	7,341	7,503	9,666	12,459	12,355	10,400
동 구		84,677	2,104	3,861	4,521	4,058	4,141	5,764	6,059	6,746
북 구		114,057	4,012	6,472	6,835	5,913	6,129	8,034	8,430	8,167
울 주 군		119,716	2,821	4,429	5,379	5,779	6,959	7,835	7,715	6,861
경 북		1,327,563	31,015	47,913	56,853	57,917	73,972	80,818	78,014	74,352
포 향 시 남 구		119,734	2,674	4,631	5,677	5,241	6,502	8,598	7,629	6,691
포 향 시 북 구		134,712	3,578	5,878	6,702	6,407	7,086	7,942	8,331	7,907
경 주 시		131,399	2,949	4,272	5,094	5,386	7,063	7,753	7,771	7,045
김 천 시		70,910	1,886	2,591	3,051	3,558	3,684	4,039	4,133	3,784
안 동 시		76,445	1,731	2,654	3,397	3,438	4,116	4,147	3,940	3,699

주 : 1) 연도말 기준

2) 주민등록 실거주지 기준

3) 군위군의 대구 편입(2023.7.1.)에 따라 군위군 적용인구는 대구에 모두 포함하였으며, 작성 기준에 따라 다른 통계자료집과 수치가 상이할 수 있음

# 적용인구 현황 (남자) by District, Age (Male)

(단위 : 명)  
Unit : Person

40-44세	45-49세	50-54세	55-59세	60-64세	65-69세	70-74세	75-79세	80세 이상 and over	Division
<b>129,873</b>	<b>120,144</b>	<b>138,579</b>	<b>130,481</b>	<b>141,435</b>	<b>126,075</b>	<b>85,777</b>	<b>59,280</b>	<b>57,560</b>	<b>Busan</b>
1,272	1,248	1,759	1,603	1,873	1,861	1,283	932	974	Jung-gu
3,589	3,407	4,430	4,265	4,885	4,450	3,259	2,333	2,532	Seo-gu
3,285	3,030	3,844	3,590	3,946	3,774	2,763	2,003	2,139	Dong-gu
3,676	3,677	4,571	4,652	5,463	5,242	3,767	2,760	2,794	Yeongdo-gu
13,301	12,140	14,265	13,411	14,633	13,204	8,878	6,161	6,316	Busanjin-gu
11,171	10,360	11,579	10,050	10,480	9,533	6,678	4,783	4,439	Dongnae-gu
9,676	9,598	11,196	9,602	9,892	9,185	6,692	4,832	4,967	Nam-gu
9,754	9,220	11,093	12,069	13,993	11,322	7,005	4,394	4,028	Buk-gu
14,558	14,707	17,362	15,523	15,896	13,808	8,965	6,219	6,145	Haeundae-gu
11,551	10,697	12,913	12,685	13,998	12,430	8,358	5,409	4,810	Saha-gu
7,215	7,221	8,736	8,894	9,932	8,745	6,191	4,369	4,461	Geumjeong-gu
9,853	6,802	5,361	4,338	4,845	4,310	2,628	1,548	1,276	Gangseo-gu
8,131	7,233	8,331	7,781	8,044	7,589	5,271	3,712	3,804	Yeonje-gu
6,382	5,768	6,664	6,090	6,468	6,395	4,717	3,609	3,589	Suyeong-gu
7,352	6,913	8,604	9,721	11,079	8,919	5,593	3,476	2,768	Sasang-gu
9,107	8,123	7,871	6,207	6,008	5,308	3,729	2,740	2,518	Gijang-gun
<b>90,270</b>	<b>89,771</b>	<b>106,522</b>	<b>102,152</b>	<b>99,949</b>	<b>77,219</b>	<b>52,140</b>	<b>34,286</b>	<b>37,969</b>	<b>Daegu</b>
3,724	2,998	3,476	2,954	2,850	2,379	1,654	1,379	1,650	Jung-gu
13,408	12,462	14,322	13,886	14,162	11,889	8,654	5,854	6,397	Dong-gu
5,505	5,562	7,209	8,255	8,885	6,902	4,902	3,123	3,274	Seo-gu
4,573	4,491	5,914	5,677	6,019	5,334	3,829	2,669	3,408	Nam-gu
15,454	16,236	20,002	18,644	17,346	12,633	8,155	5,274	5,817	Buk-gu
14,714	16,245	19,272	17,319	15,476	11,984	8,142	5,556	6,718	Suseong-gu
19,324	20,085	24,310	23,695	23,149	16,886	10,754	6,704	6,853	Dalseo-gu
13,107	11,087	11,105	10,327	10,377	7,591	4,877	2,934	2,752	Dalseong-gun
461	605	912	1,395	1,685	1,621	1,173	793	1,100	Gunwi-gun
<b>49,180</b>	<b>45,357</b>	<b>52,020</b>	<b>53,646</b>	<b>50,511</b>	<b>36,467</b>	<b>21,831</b>	<b>12,810</b>	<b>10,910</b>	<b>Ulsan</b>
8,443	7,868	9,413	10,142	9,876	7,527	4,916	2,837	2,595	Jung-gu
12,448	11,470	14,631	15,143	13,836	9,975	5,886	3,465	2,835	Nam-gu
8,494	7,073	6,812	6,126	6,680	5,588	3,402	1,946	1,302	Dong-gu
10,876	9,625	9,355	10,278	8,990	5,196	2,778	1,624	1,343	Buk-gu
8,919	9,321	11,809	11,957	11,129	8,181	4,849	2,938	2,835	Ulju-gun
<b>95,422</b>	<b>95,116</b>	<b>116,040</b>	<b>118,174</b>	<b>126,075</b>	<b>103,019</b>	<b>71,111</b>	<b>46,214</b>	<b>55,538</b>	<b>Gyeongbuk</b>
9,360	8,902	10,403	10,655	10,715	9,072	6,151	3,605	3,228	Nam-gu
10,422	9,658	11,628	11,498	12,353	10,486	6,843	4,128	3,865	Buk-gu
9,227	9,330	12,091	12,469	13,088	10,477	7,192	4,803	5,389	Gyeongju-si
4,943	4,887	5,887	6,202	6,903	5,509	3,975	2,623	3,255	Gimcheon-si
4,904	5,527	6,811	6,629	7,230	6,330	4,513	3,226	4,153	Andong-si

Note : 1) As of the end of the Year

2) Based on the resident place

3) Gunwi-gun population is all included in Daegu with Gunwi-gun's incorporation into Daegu (July 1, 2023).

The figures may differ from other statistical data sets depending on the compilation criteria.

제 1-2 표  
Table 1-2

시·군·구별 연령별 성별 의료보장  
Health Insurance & Medical Aid

구 분		계 T	0-4세	5-9세	10-14세	15-19세	20-24세	25-29세	30-34세	35-39세
구	미 시	212,551	6,253	10,516	11,875	10,897	13,766	15,718	16,186	16,634
영	주 시	50,361	928	1,619	2,095	2,545	2,727	2,547	2,310	2,058
영	천 시	53,451	1,212	1,385	1,581	1,767	2,632	3,014	2,936	2,709
상	주 시	46,800	872	1,352	1,743	2,035	2,267	1,945	1,795	1,874
문	경 시	34,257	720	950	1,279	1,517	1,639	1,551	1,312	1,445
경	산 시	140,706	3,493	5,211	5,901	6,181	11,829	11,165	9,904	8,600
의	성 군	25,255	423	427	483	635	726	881	859	900
청	송 군	12,170	207	218	264	282	383	464	511	450
영	양 군	7,892	100	167	225	226	275	243	247	260
영	덕 군	16,854	261	339	475	489	649	735	678	602
청	도 군	20,897	275	360	495	593	685	761	718	685
고	령 군	17,004	222	337	417	541	793	1,004	840	730
성	주 군	23,356	409	386	502	635	906	1,230	1,197	1,035
칠	곡 군	60,587	1,150	2,390	2,887	2,929	3,328	3,662	3,517	3,910
예	천 군	27,523	861	1,130	1,337	1,095	1,088	1,118	1,236	1,436
봉	화 군	15,209	210	320	416	453	522	485	412	472
울	진 군	24,335	530	681	844	964	1,108	1,498	1,283	1,158
울	릉 군	5,155	71	99	113	103	198	318	269	268
<b>경 남</b>		<b>1,692,499</b>	<b>40,896</b>	<b>69,291</b>	<b>83,181</b>	<b>81,787</b>	<b>93,830</b>	<b>104,666</b>	<b>104,140</b>	<b>101,499</b>
창	원시 의창구	110,762	2,896	4,566	5,133	4,889	6,434	7,933	7,806	7,040
창	원시 성산구	128,429	3,217	5,126	6,157	6,621	8,234	10,775	10,541	9,086
창	원시 마산합포구	90,372	2,341	3,691	4,073	3,544	4,932	5,162	5,161	5,476
창	원시 마산회원구	90,946	1,823	3,259	4,338	4,497	5,060	5,366	5,203	4,965
창	원시 진해구	100,044	2,867	4,846	5,906	5,255	5,428	6,168	6,281	6,490
진	주 시	171,864	4,648	7,485	8,897	8,858	11,322	12,022	11,442	10,284
통	영 시	63,037	1,073	2,275	3,310	3,085	3,156	3,046	2,903	3,346
사	천 시	57,243	1,229	2,108	2,683	2,559	2,914	3,624	3,488	3,145
김	해 시	284,938	7,986	12,984	15,327	15,625	17,875	19,560	19,838	18,840
밀	양 시	51,908	880	1,437	1,800	2,040	2,357	2,628	2,552	2,358
거	제 시	129,763	3,153	6,738	7,911	6,912	6,705	6,731	7,556	9,233
양	산 시	182,326	5,532	9,250	9,637	8,624	9,422	10,729	12,011	12,446
의	령 군	13,166	202	262	348	378	508	590	494	455
함	안 군	33,724	516	984	1,429	1,493	1,748	2,111	1,831	1,575
창	녕 군	30,455	449	730	969	1,062	1,227	1,576	1,495	1,411
고	성 군	26,149	272	606	967	1,207	1,130	1,260	1,065	1,002
남	해 군	20,375	241	459	714	722	946	867	706	617
하	동 군	21,077	283	411	580	714	773	790	630	667
산	청 군	17,136	195	307	498	534	581	662	586	538
함	양 군	18,208	256	441	650	769	718	744	627	604
거	창 군	30,050	587	964	1,319	1,800	1,664	1,498	1,244	1,248
합	천 군	20,527	250	362	535	599	696	824	680	673

주 : 1) 연도말 기준  
2) 주민등록 실거주지 기준

# 적용인구 현황 (남자) <계속> by District, Age (Male) <Cont'd>

(단위 : 명)  
Unit : Person

40-44세	45-49세	50-54세	55-59세	60-64세	65-69세	70-74세	75-79세	80세 이상 and over	Division
19,693	17,124	18,992	17,352	15,791	9,879	5,488	3,103	3,284	Gumi-si
2,984	3,435	4,502	4,501	4,969	4,507	3,320	2,288	3,026	Yeongju-si
3,246	3,447	4,467	5,284	5,763	4,951	3,719	2,468	2,870	Yeongcheon-si
2,580	2,940	3,950	4,356	5,379	4,721	3,417	2,314	3,260	Sangju-si
1,924	2,269	2,852	3,142	3,824	3,413	2,471	1,721	2,228	Mungyeong-si
10,486	10,315	12,008	11,562	11,338	8,661	5,895	3,888	4,269	Gyeongsan-si
1,117	1,351	1,888	2,521	3,267	3,252	2,420	1,608	2,497	Uiseong-gun
529	642	970	1,268	1,585	1,458	1,120	745	1,074	Cheongsong-gun
359	456	744	835	1,031	883	671	461	709	Yeongyang-gun
865	932	1,509	1,661	1,961	1,808	1,440	952	1,498	Yeongdeok-gun
1,014	1,207	1,637	2,053	2,789	2,541	2,066	1,297	1,721	Cheongdo-gun
937	1,007	1,525	1,699	2,072	1,738	1,299	799	1,044	Goryeong-gun
1,173	1,393	1,931	2,386	3,095	2,581	1,926	1,169	1,402	Seongju-gun
5,411	5,441	6,088	5,485	5,116	3,675	2,315	1,490	1,793	Chilgok-gun
1,819	1,880	2,093	2,158	2,601	2,534	1,826	1,300	2,011	Yecheon-gun
672	902	1,241	1,570	2,062	1,933	1,286	921	1,332	Bonghwa-gun
1,408	1,658	2,256	2,343	2,541	2,130	1,446	1,078	1,409	Uljin-gun
349	413	567	545	602	480	312	227	221	Ulleung-gun
<b>135,621</b>	<b>131,184</b>	<b>156,198</b>	<b>146,755</b>	<b>149,508</b>	<b>118,609</b>	<b>75,078</b>	<b>49,381</b>	<b>50,875</b>	<b>Gyeongnam</b>
8,999	8,161	9,736	10,084	10,600	7,436	4,390	2,559	2,100	Uichang-gu
9,661	9,301	11,876	11,947	11,964	7,135	3,548	1,804	1,436	Seongsan-gu
7,601	6,734	7,388	7,308	7,952	7,379	5,074	3,368	3,188	Masanhappo-gu
7,089	7,151	8,404	8,040	8,375	6,958	4,658	3,138	2,622	Masanhoewon-gu
9,574	9,110	9,300	7,207	6,978	6,000	3,702	2,484	2,448	Jinhae-gu
12,714	12,681	15,388	13,685	13,768	11,234	7,171	5,113	5,152	Jinju-si
5,116	5,352	6,172	5,487	6,017	4,999	3,440	2,255	2,005	Tongyeong-si
4,360	4,568	5,456	4,809	4,951	4,158	2,864	2,080	2,247	Sacheon-si
24,387	23,461	27,971	25,175	22,326	15,032	8,471	5,210	4,870	Gimhae-si
3,226	3,305	4,241	4,792	5,762	5,568	3,762	2,465	2,735	Miryang-si
13,748	12,082	13,460	10,648	9,053	7,293	4,039	2,381	2,120	Geoje-si
16,970	15,226	16,346	14,899	14,657	10,975	6,929	4,343	4,330	Yangsang-si
615	781	1,142	1,308	1,714	1,604	1,034	722	1,009	Uiryeong-gun
2,126	2,395	3,077	3,077	3,438	3,151	1,952	1,342	1,479	Haman-gun
1,718	1,880	2,593	2,957	3,577	3,254	2,220	1,546	1,791	Changnyeong-gun
1,591	1,648	2,374	2,552	2,942	2,624	1,918	1,389	1,602	Goseong-gun
939	1,179	1,791	1,912	2,361	2,178	1,693	1,336	1,714	Namhae-gun
916	1,243	2,029	2,191	2,776	2,477	1,695	1,250	1,652	Hadong-gun
726	907	1,470	1,901	2,269	2,104	1,497	1,032	1,329	Sancheong-gun
861	1,078	1,654	1,869	2,205	1,959	1,368	1,000	1,405	Hamyang-gun
1,742	1,870	2,605	2,752	3,123	2,650	1,835	1,302	1,847	Geochang-gun
942	1,071	1,725	2,155	2,700	2,441	1,818	1,262	1,794	Hapcheon-gun

Note : 1) As of the end of the Year  
2) Based on the resident place

제 1-2 표  
Table 1-2

시·군·구별 연령별 성별 의료보장  
Health Insurance & Medical Aid

구 분		계 T	0-4세	5-9세	10-14세	15-19세	20-24세	25-29세	30-34세	35-39세
부 산		1,713,881	36,983	58,211	65,313	63,867	88,655	102,550	100,401	94,114
중 구		20,546	153	255	396	525	1,360	1,671	1,232	872
서 구		55,153	903	1,441	1,634	1,946	3,327	3,432	2,765	2,456
동 구		45,976	959	1,017	1,095	1,207	1,992	2,981	3,008	2,398
영 도 구		55,239	871	1,289	1,588	1,728	2,224	2,444	2,359	2,236
부 산 진 구		188,611	4,127	5,439	5,864	6,000	11,357	15,119	13,874	11,107
동 래 구		141,052	3,276	5,602	6,352	5,851	6,463	7,570	7,804	8,056
남 구		133,145	2,488	4,401	5,354	5,425	9,159	7,598	6,804	6,551
북 구		140,460	3,131	4,620	5,129	5,199	6,379	7,939	8,249	7,338
해 운 대 구		201,054	4,154	7,180	8,555	8,694	9,360	10,638	10,566	10,935
사 하 구		152,179	2,883	4,685	5,740	5,897	7,643	8,351	8,125	7,615
금 정 구		113,210	1,804	3,087	3,788	4,179	7,761	6,730	5,569	5,063
강 서 구		70,566	3,148	5,311	4,618	2,764	2,201	3,184	5,154	6,770
연 제 구		108,162	2,556	3,663	4,031	3,917	5,000	6,705	6,947	6,169
수 영 구		93,422	1,876	2,586	2,673	2,894	4,638	7,235	6,604	5,295
사 상 구		103,666	1,847	2,773	3,331	3,558	6,114	6,807	6,327	5,050
기 장 군		91,440	2,807	4,862	5,165	4,083	3,677	4,146	5,014	6,203
대 구		1,226,155	28,177	45,547	51,910	52,294	65,808	72,346	69,456	65,047
중 구		46,910	1,524	1,845	1,526	1,596	2,936	3,975	3,907	3,223
동 구		176,547	4,488	6,355	6,413	6,161	7,873	10,234	10,782	9,881
서 구		83,553	1,278	1,984	2,359	2,451	3,411	4,778	4,535	3,567
남 구		73,585	1,128	1,582	1,856	2,225	4,302	5,317	4,293	3,393
북 구		214,951	4,858	8,005	9,207	9,935	13,969	13,308	11,953	10,938
수 성 구		213,125	3,980	8,386	11,269	11,303	11,306	11,035	10,084	10,354
달 서 구		273,921	5,677	9,862	12,061	12,722	16,546	16,881	14,947	13,936
달 성 군		132,301	5,120	7,400	7,044	5,680	5,266	6,557	8,706	9,475
군 위 군		11,262	124	128	175	221	199	261	249	280
울 산		546,400	15,018	23,858	27,222	25,492	24,485	29,806	31,909	32,812
중 구		104,270	2,531	4,063	4,715	4,343	4,165	5,515	5,796	5,766
남 구		153,068	3,817	5,927	6,729	6,743	7,690	9,654	9,804	9,079
동 구		74,398	2,060	3,704	4,168	3,532	3,143	3,785	3,891	4,873
북 구		105,835	3,866	6,082	6,407	5,638	4,353	5,577	6,903	7,449
울 주 군		108,829	2,744	4,082	5,203	5,236	5,134	5,275	5,515	5,645
경 북		1,289,955	29,418	45,305	52,646	51,923	55,326	57,423	59,899	63,877
포 향 시 남 구		110,183	2,518	4,235	5,209	4,710	4,408	5,176	5,256	5,836
포 향 시 북 구		135,518	3,376	5,407	6,192	5,818	5,569	6,282	6,676	7,284
경 주 시		128,683	2,700	4,156	4,837	4,831	5,380	5,503	5,845	5,959
김 천 시		69,661	1,732	2,470	2,828	2,805	2,885	2,950	3,230	3,350
안 동 시		78,547	1,646	2,453	2,983	3,146	3,561	3,548	3,351	3,419

주 : 1) 연도말 기준

2) 주민등록 실거주지 기준

3) 군위군의 대구 편입(2023.7.1.)에 따라 군위군 적용인구는 대구에 모두 포함하였으며, 작성 기준에 따라 다른 통계자료집과 수치가 상이할 수 있음

## 적용인구 현황 (여자) by District, Age (Female)

(단위 : 명)  
Unit : Person

40-44세	45-49세	50-54세	55-59세	60-64세	65-69세	70-74세	75-79세	80세 이상 and over	Division
<b>126,233</b>	<b>117,148</b>	<b>141,132</b>	<b>140,018</b>	<b>158,338</b>	<b>141,843</b>	<b>102,025</b>	<b>74,578</b>	<b>102,472</b>	<b>Busan</b>
1,026	1,090	1,502	1,598	2,012	2,118	1,645	1,277	1,814	Jung-gu
3,448	3,256	4,124	4,261	5,241	5,082	3,994	3,097	4,746	Seo-gu
2,739	2,654	3,486	3,457	4,360	4,270	3,427	2,778	4,148	Dong-gu
3,284	3,312	4,267	4,499	5,792	5,795	4,599	3,768	5,184	Yeongdo-gu
12,800	11,852	14,612	14,620	16,789	14,876	10,804	8,064	11,307	Busanjin-gu
11,571	10,737	11,968	11,111	12,309	11,251	8,149	5,596	7,386	Dongnae-gu
9,668	9,426	11,158	10,065	11,450	10,983	8,276	6,243	8,096	Nam-gu
9,393	9,088	12,497	13,964	14,876	11,870	7,738	5,426	7,624	Buk-gu
15,846	15,742	18,809	17,293	17,897	15,340	10,789	7,824	11,432	Haeundae-gu
10,581	10,356	13,080	13,350	15,491	13,578	9,321	6,701	8,782	Saha-gu
7,213	7,079	9,240	9,817	11,340	10,033	7,479	5,451	7,577	Geumjeong-gu
8,313	5,085	4,304	4,177	4,868	4,159	2,550	1,521	2,439	Gangseo-gu
8,226	7,525	8,967	8,722	9,686	8,836	6,498	4,669	6,045	Yeonje-gu
6,522	5,977	7,391	6,984	8,325	8,102	5,992	4,515	5,813	Suyeong-gu
6,569	6,239	8,482	10,059	11,304	9,331	6,279	4,282	5,314	Sasang-gu
9,034	7,730	7,245	6,041	6,598	6,219	4,485	3,366	4,765	Gijang-gun
<b>91,398</b>	<b>90,950</b>	<b>111,330</b>	<b>107,347</b>	<b>107,797</b>	<b>85,505</b>	<b>63,507</b>	<b>46,127</b>	<b>71,609</b>	<b>Daegu</b>
3,466	3,057	3,524	3,101	3,119	2,871	2,333	2,020	2,887	Jung-gu
12,680	11,908	14,551	14,920	16,113	13,977	10,558	7,866	11,787	Dong-gu
4,719	4,841	6,878	8,401	9,516	8,019	6,139	4,398	6,279	Seo-gu
4,510	4,568	5,959	6,073	6,885	6,329	4,965	3,938	6,262	Nam-gu
15,650	16,844	20,908	18,978	18,321	13,546	9,884	7,489	11,158	Buk-gu
17,477	18,395	21,579	18,208	16,704	13,478	10,201	7,441	11,925	Suseong-gu
20,060	20,840	26,495	25,859	25,078	18,133	12,969	8,561	13,294	Dalseo-gu
12,469	10,079	10,744	10,755	10,609	7,814	5,327	3,458	5,798	Dalseong-gun
367	418	692	1,052	1,452	1,338	1,131	956	2,219	Gunwi-gun
<b>45,426</b>	<b>42,616</b>	<b>52,343</b>	<b>51,753</b>	<b>48,381</b>	<b>36,825</b>	<b>22,718</b>	<b>14,649</b>	<b>21,087</b>	<b>Ulsan</b>
8,047	7,548	9,756	10,202	10,010	8,240	5,366	3,548	4,659	Jung-gu
11,908	11,856	15,606	14,858	13,743	10,324	6,316	3,918	5,096	Nam-gu
6,871	5,749	5,921	6,204	7,244	5,653	3,350	1,879	2,371	Dong-gu
10,649	8,780	9,990	9,913	7,629	4,922	2,787	1,940	2,950	Buk-gu
7,951	8,683	11,070	10,576	9,755	7,686	4,899	3,364	6,011	Ulju-gun
<b>87,349</b>	<b>87,498</b>	<b>106,949</b>	<b>111,486</b>	<b>122,955</b>	<b>103,515</b>	<b>78,690</b>	<b>57,802</b>	<b>117,894</b>	<b>Gyeongbuk</b>
8,475	8,048	9,720	9,669	10,674	9,499	6,430	4,082	6,238	Nam-gu
10,256	9,844	12,169	12,250	13,423	11,025	7,164	4,824	7,959	Buk-gu
8,109	8,611	11,362	11,857	12,546	10,871	8,389	6,005	11,722	Gyeongju-si
4,516	4,423	5,418	5,784	6,648	5,693	4,480	3,309	7,140	Gimcheon-si
4,817	5,284	6,149	6,324	7,477	6,541	5,337	4,092	8,419	Andong-si

Note : 1) As of the end of the Year

2) Based on the resident place

3) Gunwi-gun population is all included in Daegu with Gunwi-gun's incorporation into Daegu (July 1, 2023).

The figures may differ from other statistical data sets depending on the compilation criteria.

제 1-2 표  
Table 1-2

시·군·구별 연령별 성별 의료보장  
Health Insurance & Medical Aid

구 분		계 T	0-4세	5-9세	10-14세	15-19세	20-24세	25-29세	30-34세	35-39세
구	미 시	199,204	5,930	10,057	10,866	10,173	9,850	11,488	13,275	14,535
영	주 시	51,085	887	1,477	1,980	2,140	2,100	1,841	1,683	1,860
영	천 시	50,215	1,226	1,266	1,464	1,557	1,555	1,925	2,040	2,115
상	주 시	48,451	851	1,215	1,567	1,873	1,595	1,440	1,448	1,702
문	경 시	35,563	657	921	1,126	1,242	1,303	1,163	1,114	1,305
경	산 시	137,496	3,325	5,097	5,685	5,768	10,164	8,330	7,583	7,192
의	성 군	25,706	381	411	468	523	515	593	676	642
청	송 군	12,129	182	215	263	250	284	288	274	333
영	양 군	7,997	114	147	173	249	189	197	204	221
영	덕 군	18,089	245	376	441	468	385	465	451	532
청	도 군	21,295	267	334	476	565	502	617	584	575
고	령 군	15,141	240	303	398	432	451	496	441	470
성	주 군	20,561	379	384	515	485	483	619	669	706
칠	곡 군	53,827	1,172	2,226	2,684	2,520	2,127	2,290	2,567	3,128
예	천 군	28,443	854	1,142	1,279	995	763	933	1,182	1,332
봉	화 군	14,679	184	254	363	476	334	328	312	378
울	진 군	23,408	485	681	740	782	783	798	867	854
울	릉 군	4,074	67	78	109	115	140	153	171	149
<b>경 남</b>		<b>1,644,500</b>	<b>38,788</b>	<b>65,106</b>	<b>78,228</b>	<b>74,792</b>	<b>70,832</b>	<b>77,045</b>	<b>82,269</b>	<b>89,261</b>
창	원 시 의창구	106,702	2,851	4,400	4,919	4,415	4,998	6,069	6,317	6,272
창	원 시 성산구	122,138	3,263	4,744	5,804	5,886	6,197	7,872	8,501	7,701
창	원 시 마산합포구	91,154	2,183	3,404	3,827	3,351	3,784	4,099	4,530	4,951
창	원 시 마산회원구	91,153	1,741	3,095	3,979	4,177	4,056	4,357	4,324	4,402
창	원 시 진해구	94,126	2,696	4,441	5,463	4,942	3,999	4,201	5,032	5,788
진	주 시	175,318	4,486	6,949	8,062	8,134	9,363	9,765	9,375	9,646
통	영 시	60,781	1,053	2,263	3,156	2,868	2,120	1,976	2,285	2,861
사	천 시	54,722	1,144	2,016	2,516	2,396	1,953	1,986	2,337	2,475
김	해 시	271,531	7,325	12,288	14,936	14,390	13,721	14,577	15,631	16,312
밀	양 시	53,737	833	1,371	1,653	1,864	2,185	2,228	1,883	2,084
거	제 시	113,447	2,901	6,315	7,438	6,252	4,409	4,433	5,193	7,910
양	산 시	180,663	5,258	8,683	9,360	8,318	7,664	8,955	10,627	11,562
의	령 군	13,045	157	227	313	320	295	331	386	377
함	안 군	30,185	459	919	1,365	1,297	939	932	950	1,239
창	녕 군	29,636	419	705	887	938	738	843	930	1,017
고	성 군	25,017	289	581	867	911	702	708	626	828
남	해 군	21,117	244	384	521	644	508	495	458	569
하	동 군	21,041	267	395	513	591	555	545	522	567
산	청 군	17,561	203	266	370	497	496	509	444	432
함	양 군	19,260	237	448	587	683	552	514	472	585
거	창 군	30,857	537	899	1,195	1,388	1,097	1,087	984	1,181
합	천 군	21,309	242	313	497	530	501	563	462	502

주 : 1) 연도말 기준  
2) 주민등록 실거주지 기준



# 적용인구 현황 (여자) <계속> by District, Age (Female) <Cont'd>

(단위 : 명)  
Unit : Person

40-44세	45-49세	50-54세	55-59세	60-64세	65-69세	70-74세	75-79세	80세 이상 and over	Division
18,316	17,269	18,798	17,037	14,696	9,392	6,002	3,975	7,545	Gumi-si
2,904	3,249	4,013	4,397	5,155	4,773	3,884	2,850	5,892	Yeongju-si
2,600	2,723	3,822	4,580	5,416	4,734	4,045	3,002	6,145	Yeongcheon-si
2,352	2,631	3,350	4,084	5,149	4,802	3,869	3,069	7,454	Sangju-si
1,767	2,008	2,491	2,999	3,777	3,606	2,877	2,288	4,919	Mungyeong-si
9,905	9,697	12,206	11,560	11,517	9,123	6,940	5,027	8,377	Gyeongsan-si
855	929	1,457	2,060	3,129	3,080	2,642	2,073	5,272	Uiseong-gun
442	499	728	1,155	1,532	1,397	1,152	986	2,149	Cheongsong-gun
294	327	489	666	944	894	719	628	1,542	Yeongyang-gun
718	833	1,138	1,515	1,965	1,913	1,690	1,481	3,473	Yeongdeok-gun
905	851	1,411	1,852	2,578	2,395	2,234	1,452	3,697	Cheongdo-gun
711	808	1,118	1,391	1,795	1,529	1,301	1,004	2,253	Goryeong-gun
861	913	1,357	2,039	2,759	2,162	1,948	1,356	2,926	Seongju-gun
4,599	4,685	5,054	4,679	4,404	3,417	2,390	1,912	3,973	Chilgok-gun
1,881	1,646	1,637	1,987	2,527	2,509	2,013	1,588	4,175	Yecheon-gun
559	627	915	1,322	1,855	1,649	1,278	1,113	2,732	Bonghwa-gun
1,286	1,353	1,800	1,888	2,486	2,095	1,592	1,419	3,499	Uljin-gun
221	240	347	391	503	416	314	267	393	Ulleung-gun
<b>126,399</b>	<b>123,779</b>	<b>148,403</b>	<b>142,613</b>	<b>147,802</b>	<b>120,621</b>	<b>83,026</b>	<b>62,554</b>	<b>112,982</b>	<b>Gyeongnam</b>
8,352	7,645	10,270	10,757	10,070	7,451	4,479	2,839	4,598	Uichang-gu
9,575	9,918	13,371	13,013	11,194	6,501	3,382	2,017	3,199	Seongsan-gu
6,878	5,904	7,193	7,304	8,881	8,263	5,930	4,296	6,376	Masanhappo-gu
6,588	6,957	8,144	8,340	8,948	7,979	5,553	3,716	4,797	Masanhoewon-gu
9,027	8,014	8,020	6,845	7,344	6,306	4,210	3,070	4,728	Jinhae-gu
12,987	12,926	15,561	14,199	14,909	12,307	8,624	6,682	11,343	Jinju-si
4,678	4,613	5,297	5,196	6,253	5,257	3,724	2,803	4,378	Tongyeong-si
4,023	4,020	4,707	4,304	4,941	4,459	3,341	2,890	5,214	Sacheon-si
23,306	23,989	28,088	24,352	20,531	14,837	9,521	6,947	10,780	Gimhae-si
2,797	2,901	3,930	4,786	5,931	5,711	4,223	3,161	6,196	Miryang-si
11,368	10,423	10,886	8,950	8,952	6,628	4,119	2,599	4,671	Geoje-si
16,020	14,747	16,312	15,113	14,589	11,795	7,723	5,594	8,343	Yangsang-si
533	553	845	1,093	1,466	1,385	1,118	950	2,696	Uiryeong-gun
1,903	2,051	2,373	2,628	2,979	2,826	2,021	1,645	3,659	Haman-gun
1,506	1,420	2,078	2,639	3,528	3,191	2,426	1,948	4,423	Changnyeong-gun
1,267	1,358	1,909	2,117	2,804	2,551	2,052	1,695	3,752	Goseong-gun
864	1,017	1,458	1,626	2,324	2,155	1,885	1,671	4,294	Namhae-gun
761	994	1,574	1,858	2,449	2,251	1,745	1,622	3,832	Hadong-gun
637	764	1,226	1,602	2,138	1,902	1,436	1,321	3,318	Sancheong-gun
832	958	1,419	1,629	2,024	1,958	1,506	1,409	3,447	Hamyang-gun
1,736	1,782	2,387	2,569	3,064	2,656	2,097	1,865	4,333	Geochang-gun
761	825	1,355	1,693	2,483	2,252	1,911	1,814	4,605	Hapcheon-gun

Note : 1) As of the end of the Year  
2) Based on the resident place

제 1-3 표  
Table 1-3

시·군·구별  
Medical Care Institutions

구 분		계 Total	상급종합병원 Tertiary hospital	종합병원 General hospital	병원 Hospital	요양병원 Healthcare institute	정신병원 Psychiatric hospital	의원 Clinic	치과병원 Dental hospital	치과의원 Dental clinic
부 산		7,209	3	26	142	162	23	2,597	25	1,335
중 구		190	-	1	2	4	-	69	-	39
서 구		240	2	2	3	5	1	63	-	36
동 구		232	-	3	5	5	1	71	2	34
영 도 구		197	-	2	2	5	-	72	-	28
부 산 진 구		1,066	1	3	18	14	-	467	5	176
동 래 구		671	-	3	18	15	1	212	4	145
남 구		516	-	1	6	8	3	182	1	104
북 구		482	-	2	9	13	1	169	3	92
해 운 대 구		873	-	2	11	15	2	361	3	163
사 하 구		570	-	-	20	21	3	198	1	105
금 정 구		469	-	-	10	17	3	151	-	94
강 서 구		169	-	-	7	-	-	57	1	29
연 제 구		502	-	1	12	12	2	180	2	95
수 영 구		437	-	3	6	9	-	142	1	86
사 상 구		330	-	2	7	14	6	112	1	59
기 장 군		265	-	1	6	5	-	91	1	50
대 구		5,461	5	14	91	71	16	1,980	13	937
중 구		626	1	2	11	1	-	273	4	108
동 구		679	-	2	7	8	3	246	-	107
서 구		377	-	1	7	11	2	124	-	55
남 구		369	2	2	5	8	-	120	-	59
북 구		799	1	1	21	12	3	272	1	149
수 성 구		1,059	-	1	12	10	2	400	4	179
달 서 구		1,125	1	5	21	12	4	411	4	210
달 성 군		384	-	-	7	9	2	126	-	66
군 위 군		43	-	-	-	-	-	8	-	4
울 산		1,865	1	8	34	38	6	637	4	389
중 구		320	-	2	5	5	-	110	-	67
남 구		786	-	3	20	16	2	284	2	177
동 구		243	1	-	-	3	-	86	1	45
북 구		239	-	2	4	6	-	76	1	54
울 주 군		277	-	1	5	8	4	81	-	46
경 북		4,472	-	21	52	107	26	1,299	11	696
포 항 시 남 구		366	-	3	2	6	-	107	-	71
포 항 시 북 구		526	-	2	7	22	3	177	1	97
경 주 시		410	-	1	10	11	2	117	1	58
김 천 시		206	-	2	-	3	2	59	-	32
안 동 시		290	-	3	3	8	3	77	2	43

주 : 1) 연도말 기준

2) 요양기관소재지 기준

※ 자료출처 : 건강보험심사평가원

# 요양기관 현황 by District

(단위 : 기관)  
Unit : Each

한방병원 Oriental health hospital	한의원 Oriental health clinic	보건소 Health center	보건지소 Health subcenter	보건진료소 Primary health carepost	보건의료원 Hospitalized healthcenter	조산원 Midwifery clinic	약국 Pharmacy	Division
<b>27</b>	<b>1,140</b>	<b>16</b>	<b>11</b>	<b>5</b>	<b>-</b>	<b>1</b>	<b>1,696</b>	<b>Busan</b>
1	24	1	-	-	-	-	49	Jung-gu
1	31	1	-	-	-	-	95	Seo-gu
1	40	1	-	-	-	-	69	Dong-gu
-	29	1	-	-	-	-	58	Yeongdo-gu
4	157	1	-	-	-	-	220	Busanjin-gu
4	112	1	-	-	-	-	156	Dongnae-gu
1	92	1	-	-	-	-	117	Nam-gu
1	79	1	1	-	-	-	111	Buk-gu
1	136	1	2	-	-	-	176	Haeundae-gu
3	85	1	-	-	-	-	133	Saha-gu
2	80	1	-	-	-	-	111	Geumjeong-gu
1	21	1	4	3	-	-	45	Gangseo-gu
2	85	1	-	-	-	-	110	Yeonje-gu
1	87	1	-	-	-	1	100	Suyeong-gu
2	45	1	-	-	-	-	81	Sasang-gu
2	37	1	4	2	-	-	65	Gijang-gun
<b>18</b>	<b>898</b>	<b>9</b>	<b>15</b>	<b>18</b>	<b>-</b>	<b>-</b>	<b>1,376</b>	<b>Daegu</b>
2	63	1	-	-	-	-	160	Jung-gu
1	119	1	-	-	-	-	185	Dong-gu
-	67	1	-	-	-	-	109	Seo-gu
1	62	1	-	-	-	-	109	Nam-gu
3	125	1	1	-	-	-	209	Buk-gu
6	222	1	-	-	-	-	222	Suseong-gu
5	173	1	-	-	-	-	278	Dalseo-gu
-	62	1	7	8	-	-	96	Dalseong-gun
-	5	1	7	10	-	-	8	Gunwi-gun
<b>7</b>	<b>275</b>	<b>5</b>	<b>8</b>	<b>11</b>	<b>-</b>	<b>-</b>	<b>442</b>	<b>Ulsan</b>
-	47	1	-	-	-	-	83	Jung-gu
5	111	1	1	-	-	-	164	Nam-gu
1	35	1	-	-	-	-	70	Dong-gu
1	36	1	-	2	-	-	56	Buk-gu
-	46	1	7	9	-	-	69	Ulju-gun
<b>8</b>	<b>618</b>	<b>22</b>	<b>216</b>	<b>298</b>	<b>2</b>	<b>1</b>	<b>1,095</b>	<b>Gyeongbuk</b>
2	59	1	7	10	-	-	98	Nam-gu
1	68	1	7	12	-	-	128	Buk-gu
-	67	1	12	16	-	-	114	Gyeongju-si
-	24	1	15	16	-	-	52	Gimcheon-si
1	45	1	14	25	-	-	65	Andong-si

Note : 1) As of the end of the year

2) Location of medical care institute

※ Source : Health Insurance Review & Assessment Service

제 1-3 표  
Table 1-3

시·군·구별  
Medical Care Institutions

구 분	계 Total	상급종합병원 Tertiary hospital	종합병원 General hospital	병원 Hospital	요양병원 Healthcare institute	정신병원 Psychiatric hospital	의원 Clinic	치과병원 Dental hospital	치과의원 Dental clinic
구 미 시	622	-	3	5	10	1	215	5	109
영 주 시	190	-	1	5	4	2	53	-	30
영 천 시	193	-	1	1	4	2	57	-	24
상 주 시	186	-	2	1	2	2	44	-	25
문 경 시	153	-	1	1	2	-	44	-	22
경 산 시	458	-	2	5	10	1	162	2	81
의 성 군	101	-	-	2	5	1	17	-	8
청 송 군	52	-	-	-	-	1	13	-	5
영 양 군	24	-	-	1	-	-	1	-	3
영 덕 군	82	-	-	1	2	-	18	-	9
청 도 군	84	-	-	2	5	2	17	-	11
고 령 군	60	-	-	1	1	-	12	-	9
성 주 군	77	-	-	1	3	1	16	-	9
칠 곡 군	163	-	-	1	4	3	49	-	24
예 천 군	92	-	-	1	2	-	20	-	12
봉 화 군	46	-	-	1	1	-	8	-	4
울 진 군	81	-	-	1	2	-	16	-	9
울 릉 군	10	-	-	-	-	-	-	-	1
<b>경 남</b>	<b>5,574</b>	<b>3</b>	<b>23</b>	<b>127</b>	<b>119</b>	<b>29</b>	<b>1,715</b>	<b>22</b>	<b>944</b>
창 원 시 의창구	364	-	2	11	10	-	109	-	68
창 원 시 성산구	469	-	2	9	2	-	170	4	99
창원시 마산합포구	321	-	3	9	11	2	99	-	62
창원시 마산회원구	342	1	1	9	8	1	127	1	59
창 원 시 진 해 구	274	-	1	9	4	1	91	3	50
진 주 시	646	1	3	14	6	3	207	2	120
통 영 시	221	-	1	5	3	1	73	-	33
사 천 시	191	-	-	4	5	3	49	-	33
김 해 시	763	-	5	21	28	4	245	6	140
밀 양 시	178	-	-	7	5	1	45	-	25
거 제 시	319	-	3	6	2	1	103	3	55
양 산 시	560	1	2	10	13	5	194	3	91
의 령 군	57	-	-	1	1	1	10	-	5
함 안 군	97	-	-	2	3	1	22	-	15
창 녕 군	125	-	-	2	7	2	29	-	13
고 성 군	85	-	-	2	2	1	18	-	11
남 해 군	88	-	-	1	1	-	22	-	9
하 등 군	90	-	-	-	2	1	19	-	12
산 청 군	78	-	-	-	1	-	15	-	6
함 양 군	83	-	-	1	-	-	20	-	10
거 창 군	130	-	-	3	3	-	31	-	17
합 천 군	93	-	-	1	2	1	17	-	11

주 : 1) 연도말 기준

2) 요양기관소재지 기준

※ 자료출처 : 건강보험심사평가원

# 요양기관 현황 <계속> by District <Cont'd>

(단위 : 기관)  
Unit : Each

한방병원 Oriental health hospital	한의원 Oriental health clinic	보건소 Health center	보건지소 Health subcenter	보건진료소 Primary health carepost	보건의료원 Hospitalized healthcenter	조산원 Midwifery clinic	약국 Pharmacy	Division
2	90	2	8	12	-	-	160	Gumi-si
1	26	1	10	13	-	-	44	Yeongju-si
1	33	1	11	13	-	1	44	Yeongcheon-si
-	24	1	18	25	-	-	42	Sangju-si
-	19	1	9	13	-	-	41	Mungyeong-si
-	64	1	8	10	-	-	112	Gyeongsan-si
-	8	1	17	21	-	-	21	Uiseong-gun
-	7	-	6	8	1	-	11	Cheongsong-gun
-	2	1	5	8	-	-	3	Yeongyang-gun
-	8	1	8	13	-	-	22	Yeongdeok-gun
-	12	1	8	10	-	-	16	Cheongdo-gun
-	8	1	7	10	-	-	11	Goryeong-gun
-	10	1	9	11	-	-	16	Seongju-gun
-	18	1	7	10	-	-	46	Chilgok-gun
-	12	1	10	16	-	-	18	Yecheon-gun
-	4	1	9	7	-	-	11	Bonghwa-gun
-	9	1	9	16	-	-	18	Uljin-gun
-	1	-	2	3	1	-	2	Ulleung-gun
<b>24</b>	<b>781</b>	<b>20</b>	<b>173</b>	<b>220</b>	<b>1</b>	<b>1</b>	<b>1,372</b>	<b>Gyeongnam</b>
3	51	-	3	2	-	-	105	Uichang-gu
5	86	1	-	-	-	-	91	Seongsan-gu
1	50	1	4	3	-	-	76	Masanhappo-gu
2	44	-	2	-	-	1	86	Masanhoewon-gu
-	44	1	1	-	-	-	69	Jinhae-gu
3	93	1	12	13	-	-	168	Jinju-si
1	23	1	3	18	-	-	59	Tongyeong-si
-	26	1	7	12	-	-	51	Sacheon-si
4	108	2	7	1	-	-	192	Gimhae-si
1	24	1	9	15	-	-	45	Miryang-si
-	41	1	10	12	-	-	82	Geoje-si
3	81	1	5	2	-	-	149	Yangsang-si
-	6	1	11	10	-	-	11	Uiryeong-gun
-	12	1	6	9	-	-	26	Haman-gun
-	10	1	13	19	-	-	29	Changnyeong-gun
-	9	1	13	12	-	-	16	Goseong-gun
-	10	1	9	15	-	-	20	Namhae-gun
-	10	1	12	18	-	-	15	Hadong-gun
-	17	-	9	15	1	-	14	Sancheong-gun
-	10	1	10	11	-	-	20	Hamyang-gun
-	14	1	11	18	-	-	32	Geochang-gun
1	12	1	16	15	-	-	16	Hapcheon-gun

Note : 1) As of the end of the year

2) Location of medical care institute

※ Source : Health Insurance Review & Assessment Service

제 1-4 표  
Table 1-4

시·군·구별  
Medical Personnel

구 분	계 Total	의사 Medical physicians					치과의사 Dentist	소계 Subtotal
		소계 Subtotal	일반의 Gen. practitioners	인턴 Interns	레지던트 Residents	전문의 Specialists		
부 산	42,662	8,460	377	222	654	7,207	1,844	1,816
중 구	1,034	211	8	4	19	180	51	47
서 구	6,646	1,352	12	105	369	866	85	47
동 구	1,948	362	13	6	7	336	49	58
영 도 구	1,016	176	13	2	1	160	39	46
부 산 진 구	6,161	1,457	103	44	125	1,185	270	288
동 래 구	3,730	627	24	4	-	599	189	168
남 구	1,997	396	22	1	14	359	130	123
북 구	2,542	459	20	2	4	433	139	125
해 운 대 구	4,724	1,012	57	26	88	841	225	216
사 하 구	2,332	466	25	-	-	441	141	145
금 정 구	1,751	326	21	-	-	305	106	119
강 서 구	524	119	6	-	-	113	40	35
연 제 구	2,162	433	14	9	11	399	118	136
수 영 구	2,054	421	16	6	4	395	111	118
사 상 구	2,816	406	15	13	12	366	86	80
기 장 군	1,225	237	8	-	-	229	65	65
대 구	31,356	6,335	211	215	615	5,294	1,401	1,270
중 구	4,715	1,202	73	82	186	861	312	91
동 구	2,881	652	15	19	54	564	135	146
서 구	1,822	300	12	1	4	283	62	87
남 구	4,926	960	8	65	217	670	84	87
북 구	5,049	798	19	-	18	761	182	186
수 성 구	3,544	760	23	-	-	737	243	322
달 서 구	7,246	1,408	32	48	136	1,192	297	243
달 성 군	1,106	238	19	-	-	219	80	98
군 위 군	67	17	10	-	-	7	6	10
울 산	10,452	1,838	103	29	97	1,609	525	427
중 구	1,884	287	14	-	-	273	76	59
남 구	3,743	706	55	-	-	651	246	201
동 구	2,585	489	10	29	97	353	70	42
북 구	1,224	185	11	-	-	174	71	52
울 주 군	1,016	171	13	-	-	158	62	73
경 북	20,788	3,590	326	11	49	3,204	997	1,051
포 항 시 남 구	2,947	467	15	3	7	442	94	97
포 항 시 북 구	2,636	419	28	-	-	391	140	124
경 주 시	1,828	329	29	-	26	274	85	103
김 천 시	1,019	180	14	-	-	166	46	41
안 동 시	2,253	313	20	1	-	292	62	68

주 : 1) 연도말 기준

2) 요양기관소재지 기준

※ 자료출처 : 건강보험심사평가원

# 의료인력 현황 by District

(단위 : 명)  
Unit : Person

한의사 Oriental medical physicians				간호사 Nurse	약사 Pharmacists	한약사 Korean Medicine Pharmacists	물리치료사 physical- therapist	작업치료사 Occupational- therapist	사회복지사 social welfare	Division
일반의 Gen. practitioners	일반수련의 Interns	전문수련의 Residents	전문의 Specialists							
<b>1,553</b>	<b>16</b>	<b>31</b>	<b>216</b>	<b>22,455</b>	<b>2,994</b>	<b>64</b>	<b>3,879</b>	<b>755</b>	<b>395</b>	<b>Busan</b>
43	-	-	4	539	76	3	85	13	9	Jung-gu
44	-	-	3	4,611	280	1	188	46	36	Seo-gu
52	-	-	6	1,128	119	-	174	44	14	Dong-gu
39	-	-	7	532	88	2	112	14	7	Yeongdo-gu
221	7	13	47	3,176	405	13	457	68	27	Busanjin-gu
154	-	-	14	1,949	252	8	426	82	29	Dongnae-gu
115	-	-	8	859	167	3	254	41	24	Nam-gu
114	-	-	11	1,290	187	2	270	42	28	Buk-gu
160	6	18	32	2,362	339	5	436	89	40	Haeundae-gu
127	1	-	17	959	230	4	313	38	36	Saha-gu
101	2	-	16	733	170	5	215	37	40	Geumjeong-gu
33	-	-	2	189	66	1	69	5	-	Gangseo-gu
117	-	-	19	932	188	5	251	63	36	Yeonje-gu
103	-	-	15	1,007	161	3	188	27	18	Suyeong-gu
72	-	-	8	1,542	157	3	350	146	46	Sasang-gu
58	-	-	7	647	109	6	91	-	5	Gijang-gun
<b>1,118</b>	<b>10</b>	<b>16</b>	<b>126</b>	<b>16,357</b>	<b>2,222</b>	<b>45</b>	<b>2,799</b>	<b>692</b>	<b>235</b>	<b>Daegu</b>
72	3	-	16	2,521	265	12	242	57	13	Jung-gu
139	-	-	7	1,382	278	4	242	17	25	Dong-gu
86	-	-	1	851	154	-	246	87	35	Seo-gu
76	-	-	11	3,201	231	-	246	86	31	Nam-gu
178	-	-	8	2,659	330	7	626	219	42	Buk-gu
246	6	16	54	1,281	328	10	481	99	20	Suseong-gu
219	1	-	23	4,041	483	10	586	127	51	Dalseo-gu
93	-	-	5	403	145	2	122	-	18	Dalseong-gun
9	-	-	1	18	8	-	8	-	-	Gunwi-gun
<b>363</b>	<b>10</b>	<b>-</b>	<b>54</b>	<b>5,756</b>	<b>772</b>	<b>22</b>	<b>866</b>	<b>158</b>	<b>88</b>	<b>Ulsan</b>
55	-	-	4	1,087	145	1	169	52	8	Jung-gu
164	10	-	27	1,899	289	11	322	35	34	Nam-gu
38	-	-	4	1,721	133	-	110	8	12	Dong-gu
45	-	-	7	618	103	1	143	41	10	Buk-gu
61	-	-	12	431	102	9	122	22	24	Ulju-gun
<b>967</b>	<b>5</b>	<b>7</b>	<b>72</b>	<b>10,964</b>	<b>1,658</b>	<b>25</b>	<b>1,960</b>	<b>280</b>	<b>263</b>	<b>Gyeongbuk</b>
74	1	7	15	1,923	175	2	154	22	13	Nam-gu
111	-	-	13	1,392	185	1	294	37	44	Buk-gu
94	-	-	9	930	169	2	181	15	14	Gyeongju-si
40	-	-	1	575	80	-	77	5	15	Gimcheon-si
65	-	-	3	1,445	106	4	174	54	27	Andong-si

Note : 1) As of the end of the year  
2) Location of medical care institute  
※ Source : Health Insurance Review & Assessment Service

제 1-4 표  
Table 1-4

시·군·구별  
Medical Personnel

구 분	계 Total	의사 Medical physicians					치과의사 Dentist	소계 Subtotal
		소계 Subtotal	일반의 Gen. practitioners	인턴 Interns	레지던트 Residents	전문의 Specialists		
구 미 시	3,107	559	23	-	16	520	162	150
영 주 시	777	138	18	-	-	120	41	48
영 천 시	671	138	14	-	-	124	34	46
상 주 시	757	115	16	-	-	99	32	38
문 경 시	515	99	16	-	-	83	28	29
경 산 시	1,889	356	19	-	-	337	121	96
의 성 군	262	54	17	2	-	35	15	23
청 송 군	112	30	8	-	-	22	7	11
영 양 군	54	9	4	2	-	3	6	8
영 덕 군	202	40	9	-	-	31	13	17
청 도 군	267	50	12	-	-	38	15	27
고 령 군	134	25	9	-	-	16	14	15
성 주 군	203	39	9	1	-	29	12	19
칠 곡 군	436	93	8	-	-	85	31	29
예 천 군	310	51	14	-	-	37	17	24
봉 화 군	129	23	13	-	-	10	8	12
울 진 군	233	48	10	-	-	38	12	22
울 립 군	47	15	1	2	-	12	2	4
<b>경 남</b>	<b>32,106</b>	<b>5,691</b>	<b>385</b>	<b>109</b>	<b>335</b>	<b>4,862</b>	<b>1,493</b>	<b>1,281</b>
창 원 시 의 창 구	3,068	458	13	-	-	445	89	79
창 원 시 성 산 구	3,018	531	37	8	30	456	154	128
창 원 시 마 산 합 포 구	1,944	302	25	-	-	277	79	86
창 원 시 마 산 회 원 구	2,961	581	20	22	65	474	79	69
창 원 시 진 해 구	918	194	11	-	-	183	71	61
진 주 시	5,016	915	34	35	111	735	173	135
통 영 시	809	155	15	-	-	140	46	32
사 천 시	851	144	17	-	-	127	40	42
김 해 시	4,081	676	39	-	-	637	221	195
밀 양 시	589	117	9	-	-	108	40	38
거 제 시	1,508	246	23	-	-	223	84	52
양 산 시	4,808	891	34	39	126	692	272	173
의 령 군	131	25	8	-	-	17	8	10
함 안 군	375	60	13	-	-	47	19	19
창 녕 군	442	73	8	1	3	61	20	25
고 성 군	280	54	10	1	-	43	12	19
남 해 군	169	41	11	-	-	30	13	19
하 동 군	199	36	11	-	-	25	14	15
산 청 군	140	31	13	-	-	18	10	22
함 양 군	179	42	11	2	-	29	12	15
거 창 군	396	72	10	1	-	61	20	25
합 천 군	224	47	13	-	-	34	17	22

주 : 1) 연도말 기준

2) 요양기관소재지 기준

※ 자료출처 : 건강보험심사평가원



# 의료인력 현황 <계속> by District <Cont'd>

(단위 : 명)  
Unit : Person

한의사 Oriental medical physicians				간호사 Nurse	약사 Pharmacists	한약사 Korean Medicine Pharmacists	물리치료사 physical- therapist	작업치료사 Occupational- therapist	사회복지사 social welfare	Division
일반의 Gen. practitioners	일반수련의 Interns	전문수련의 Residents	전문의 Specialists							
137	1	-	12	1,605	246	8	305	47	25	Gumi-si
45	-	-	3	365	67	2	84	13	19	Yeongju-si
46	-	-	-	292	71	1	70	-	19	Yeongcheon-si
38	-	-	-	427	61	1	65	8	10	Sangju-si
29	-	-	-	248	55	-	44	3	9	Mungyeong-si
92	-	-	4	796	174	2	258	68	18	Gyeongsan-si
21	2	-	-	103	33	-	29	-	5	Uiseong-gun
9	1	-	1	40	14	-	6	-	4	Cheongsong-gun
7	-	-	1	21	3	-	7	-	-	Yeongyang-gun
17	-	-	-	84	26	-	20	-	2	Yeongdeok-gun
25	-	-	2	105	28	-	33	-	9	Cheongdo-gun
13	-	-	2	56	14	-	8	-	2	Goryeong-gun
18	-	-	1	78	23	-	27	-	5	Seongju-gun
26	-	-	3	155	64	2	46	1	15	Chilgok-gun
24	-	-	-	138	25	-	46	6	3	Yecheon-gun
12	-	-	-	58	13	-	13	-	2	Bonghwa-gun
20	-	-	2	106	23	-	18	1	3	Uljin-gun
4	-	-	-	22	3	-	1	-	-	Ulleung-gun
<b>1,138</b>	<b>12</b>	<b>19</b>	<b>112</b>	<b>17,362</b>	<b>2,219</b>	<b>67</b>	<b>3,078</b>	<b>620</b>	<b>295</b>	<b>Gyeongnam</b>
76	-	-	3	1,923	183	7	245	60	24	Uichang-gu
109	-	-	19	1,519	144	10	369	150	13	Seongsan-gu
85	-	-	1	1,051	127	1	215	58	25	Masanhappo-gu
64	-	-	5	1,697	186	5	246	76	22	Masanhoewon-gu
56	-	-	5	369	98	4	106	8	7	Jinhae-gu
123	-	-	12	3,087	278	13	338	49	28	Jinju-si
30	-	-	2	357	84	2	122	7	4	Tongyeong-si
37	-	-	5	450	74	-	81	8	12	Sacheon-si
182	-	-	13	1,981	321	9	511	108	59	Gimhae-si
36	2	-	-	263	69	1	55	-	6	Miryang-si
50	-	-	2	802	122	1	170	20	11	Geoje-si
110	8	19	36	2,757	265	11	332	59	48	Yangsan-si
10	-	-	-	48	15	-	21	-	4	Uiryeong-gun
19	-	-	-	165	33	1	56	16	6	Haman-gun
24	-	-	1	226	45	-	42	1	10	Changnyeong-gun
18	1	-	-	128	27	-	36	-	4	Goseong-gun
16	-	-	3	44	24	-	26	-	2	Namhae-gun
15	-	-	-	85	21	1	24	-	3	Hadong-gun
19	-	-	3	48	15	1	12	-	1	Sancheong-gun
15	-	-	-	68	26	-	16	-	-	Hamyang-gun
24	1	-	-	197	39	-	39	-	4	Geochang-gun
20	-	-	2	97	23	-	16	-	2	Hapcheon-gun

Note : 1) As of the end of the year

2) Location of medical care institute

※ Source : Health Insurance Review & Assessment Service

제 1-5 표  
Table 1-5

시·군·구별  
Major Medical Facilities

구 분	계 Total		일반입원실 Inpatient room							
			소계 Subtotal		상 급 Hospital bed less than 6 beds		일 반 General		외국인 Foreigner	
	병실 Ward	병상 Bed	병실 Ward	병상 Bed	병실 Ward	병상 Bed	병실 Ward	병상 Bed	병실 Ward	병상 Bed
부 산	19,366	69,827	17,826	63,245	4,653	6,948	13,173	56,297	-	-
중 구	545	1,778	535	1,754	124	190	411	1,564	-	-
서 구	1,403	5,009	1,278	4,418	246	325	1,032	4,093	-	-
동 구	770	2,867	724	2,700	138	191	586	2,509	-	-
영 도 구	484	1,941	477	1,917	110	170	367	1,747	-	-
부 산 진 구	2,276	7,828	2,213	7,523	601	822	1,612	6,701	-	-
동 래 구	1,869	6,722	1,799	6,447	455	714	1,344	5,733	-	-
남 구	1,018	3,576	870	2,948	205	281	665	2,667	-	-
북 구	1,116	4,267	1,058	3,973	223	388	835	3,585	-	-
해 운 대 구	1,693	5,828	1,570	5,299	513	752	1,057	4,547	-	-
사 하 구	1,969	7,102	1,820	6,523	556	878	1,264	5,645	-	-
금 정 구	1,354	5,217	1,145	4,423	256	397	889	4,026	-	-
강 서 구	322	650	322	650	120	126	202	524	-	-
연 제 구	1,241	4,691	1,119	4,192	322	473	797	3,719	-	-
수 영 구	1,097	3,803	1,074	3,707	348	532	726	3,175	-	-
사 상 구	1,638	6,777	1,253	5,009	268	472	985	4,537	-	-
기 장 군	571	1,771	569	1,762	168	237	401	1,525	-	-
대 구	10,652	40,594	9,533	35,531	2,303	2,877	7,230	32,654	-	-
중 구	1,013	3,317	986	3,151	305	328	681	2,823	-	-
동 구	1,117	4,172	946	3,414	258	330	688	3,084	-	-
서 구	1,016	4,412	875	3,813	157	258	718	3,555	-	-
남 구	1,168	4,712	1,106	4,394	255	283	851	4,111	-	-
북 구	2,012	7,555	1,804	6,638	385	491	1,419	6,147	-	-
수 성 구	1,275	4,498	1,195	4,077	384	522	811	3,555	-	-
달 서 구	2,305	8,868	1,975	7,469	390	440	1,585	7,029	-	-
달 성 군	742	3,050	642	2,565	167	220	475	2,345	-	-
군 위 군	4	10	4	10	2	5	2	5	-	-
울 산	4,456	15,776	4,075	14,126	1,336	1,897	2,739	12,229	-	-
중 구	574	2,200	558	2,146	121	199	437	1,947	-	-
남 구	1,899	6,485	1,787	6,045	600	869	1,187	5,176	-	-
동 구	562	1,922	539	1,761	234	312	305	1,449	-	-
북 구	550	2,020	545	1,995	146	196	399	1,799	-	-
울 주 군	871	3,149	646	2,179	235	321	411	1,858	-	-
경 북	10,866	42,495	9,066	34,114	1,840	2,625	7,226	31,489	-	-
포 항 시 남 구	964	3,179	931	3,063	187	255	744	2,808	-	-
포 항 시 북 구	1,639	6,703	1,444	5,856	315	489	1,129	5,367	-	-
경 주 시	958	3,799	850	3,219	223	284	627	2,935	-	-
김 천 시	503	2,059	352	1,361	72	73	280	1,288	-	-
안 동 시	1,300	5,234	1,086	4,196	219	319	867	3,877	-	-

주 : 1) 연도말 기준  
2) 요양기관소재지 기준  
※ 자료출처 : 건강보험심사평가원

## 주요시설 현황 by District

(단위 : 병실, 병상)  
Unit : Ward, Bed

정신과개방 Psychiatric opened			정신과폐쇄 Psychiatric closed			중환자실 Intensive Care Unit						격리병실 Isolation room		무균치료실 Aseptic room		Division
						소계 Subtotal		성인소아 Adult or pediatric		신생아 Neonatal						
병실 Ward	병상 Bed	병실 Ward	병상 Bed	병실 Ward	병상 Bed	병실 Ward	병상 Bed	병실 Ward	병상 Bed	병실 Ward	병상 Bed	병실 Ward	병상 Bed	병실 Ward	병상 Bed	
202	743	1,059	4,564	66	908	55	764	11	144	195	341	18	26	Busan		
-	-	-	-	4	18	4	18	-	-	6	6	-	-	Jung-gu		
11	26	47	166	23	323	20	268	3	55	34	58	10	18	Seo-gu		
8	28	25	83	8	51	3	30	5	21	5	5	-	-	Dong-gu		
-	-	-	-	2	19	2	19	-	-	5	5	-	-	Yeongdo-gu		
12	61	5	20	6	148	5	113	1	35	36	72	4	4	Busanjin-gu		
6	25	48	188	3	45	3	45	-	-	13	17	-	-	Dongnae-gu		
21	66	117	532	3	22	2	12	1	10	7	8	-	-	Nam-gu		
5	7	45	248	2	25	2	25	-	-	6	14	-	-	Buk-gu		
12	47	90	363	4	97	3	74	1	23	13	18	4	4	Haeundae-gu		
36	107	102	438	1	5	1	5	-	-	10	29	-	-	Saha-gu		
22	89	182	690	2	12	2	12	-	-	3	3	-	-	Geumjeong-gu		
-	-	-	-	-	-	-	-	-	-	-	-	-	-	Gangseo-gu		
11	45	90	381	1	27	1	27	-	-	20	46	-	-	Yeonje-gu		
-	-	-	-	4	63	4	63	-	-	19	33	-	-	Suyeong-gu		
58	242	308	1,455	2	45	2	45	-	-	17	26	-	-	Sasang-gu		
-	-	-	-	1	8	1	8	-	-	1	1	-	-	Gijang-gun		
243	1,053	684	3,041	58	599	39	455	19	144	118	346	16	24	Daegu		
-	-	6	20	8	124	7	109	1	15	11	20	2	2	Jung-gu		
71	300	77	354	6	65	5	55	1	10	17	39	-	-	Dong-gu		
23	87	79	351	1	19	1	19	-	-	38	142	-	-	Seo-gu		
1	2	12	42	22	195	12	146	10	49	21	73	6	6	Nam-gu		
29	130	152	660	5	62	4	31	1	31	18	53	4	12	Buk-gu		
12	72	66	345	-	-	-	-	-	-	2	4	-	-	Suseong-gu		
82	327	218	922	16	134	10	95	6	39	10	12	4	4	Dalseo-gu		
25	135	74	347	-	-	-	-	-	-	1	3	-	-	Dalseong-gun		
-	-	-	-	-	-	-	-	-	-	-	-	-	-	Gunwi-gun		
72	261	244	1,094	17	225	16	199	1	26	43	63	5	7	Ulsan		
-	-	-	-	7	43	7	43	-	-	9	11	-	-	Jung-gu		
14	52	76	317	3	48	3	48	-	-	19	23	-	-	Nam-gu		
-	-	4	20	6	115	5	89	1	26	8	19	5	7	Dong-gu		
-	-	-	-	1	19	1	19	-	-	4	6	-	-	Buk-gu		
58	209	164	757	-	-	-	-	-	-	3	4	-	-	Ulju-gun		
380	1,601	1,244	6,043	48	490	46	474	2	16	128	247	-	-	Gyeongbuk		
-	-	-	-	17	100	17	100	-	-	16	16	-	-	Nam-gu		
27	112	151	693	2	24	2	24	-	-	15	18	-	-	Buk-gu		
11	53	79	441	2	22	2	22	-	-	16	64	-	-	Gyeongju-si		
18	82	123	575	2	33	2	33	-	-	8	8	-	-	Gimcheon-si		
40	190	147	688	8	130	7	120	1	10	19	30	-	-	Andong-si		

Note : 1) As of the end of the year

2) Location of medical care institute

※ Source : Health Insurance Review & Assessment Service

제 1-5 표  
Table 1-5

시·군·구별  
Major Medical Facilities

구 분	계 Total		일반입원실 Inpatient room							
			소계 Subtotal		상 급 Hospital bed less than 6 beds		일 반 General		외국인 Foreigner	
	병실 Ward	병상 Bed	병실 Ward	병상 Bed	병실 Ward	병상 Bed	병실 Ward	병상 Bed	병실 Ward	병상 Bed
구 미 시	1,138	3,935	1,033	3,509	257	326	776	3,183	-	-
영 주 시	645	2,243	564	1,852	96	159	468	1,693	-	-
영 천 시	460	2,083	259	1,112	57	99	202	1,013	-	-
상 주 시	342	1,402	218	926	23	35	195	891	-	-
문 경 시	353	1,289	305	1,066	14	19	291	1,047	-	-
경 산 시	885	3,648	782	3,098	140	192	642	2,906	-	-
의 성 군	258	1,173	209	981	37	71	172	910	-	-
청 송 군	75	319	18	50	4	6	14	44	-	-
영 양 군	12	50	12	50	3	3	9	47	-	-
영 덕 군	94	381	94	381	13	19	81	362	-	-
청 도 군	311	1,217	206	644	40	58	166	586	-	-
고 령 군	49	195	48	194	9	10	39	184	-	-
성 주 군	126	643	101	527	7	11	94	516	-	-
칠 곡 군	394	1,642	199	733	58	96	141	637	-	-
예 천 군	220	719	219	718	34	60	185	658	-	-
봉 화 군	50	240	50	240	10	14	40	226	-	-
울 진 군	85	321	81	317	22	27	59	290	-	-
울 립 군	5	21	5	21	-	-	5	21	-	-
<b>경 남</b>	<b>16,595</b>	<b>62,215</b>	<b>14,391</b>	<b>52,495</b>	<b>3,770</b>	<b>5,137</b>	<b>10,620</b>	<b>47,355</b>	<b>1</b>	<b>3</b>
창 원 시 의 창 구	1,330	4,955	1,307	4,842	383	494	923	4,345	1	3
창 원 시 성 산 구	881	2,959	856	2,852	175	195	681	2,657	-	-
창 원 시 마산합포구	1,436	5,692	1,253	5,045	251	339	1,002	4,706	-	-
창 원 시 마산회원구	1,305	4,868	1,118	4,075	307	375	811	3,700	-	-
창 원 시 진 해 구	571	2,232	525	1,990	137	195	388	1,795	-	-
진 주 시	1,828	6,542	1,549	5,368	467	611	1,082	4,757	-	-
통 영 시	469	1,794	412	1,526	105	134	307	1,392	-	-
사 천 시	740	2,891	560	2,112	110	150	450	1,962	-	-
김 해 시	2,664	10,280	2,370	8,946	620	864	1,750	8,082	-	-
밀 양 시	654	2,011	603	1,841	120	134	483	1,707	-	-
거 제 시	722	2,359	666	2,089	232	322	434	1,767	-	-
양 산 시	2,176	7,877	1,715	5,832	516	759	1,199	5,073	-	-
의 령 군	94	446	42	199	6	12	36	187	-	-
함 안 군	298	1,386	257	1,191	45	73	212	1,118	-	-
창 녕 군	514	2,158	397	1,641	88	168	309	1,473	-	-
고 성 군	188	971	138	695	16	30	122	665	-	-
남 해 군	90	295	90	295	27	33	63	262	-	-
하 동 군	133	536	76	237	37	57	39	180	-	-
산 청 군	44	229	43	228	7	10	36	218	-	-
함 양 군	51	162	51	162	4	4	47	158	-	-
거 창 군	255	815	252	812	102	152	150	660	-	-
합 천 군	152	757	111	517	15	26	96	491	-	-

주 : 1) 연도말 기준

2) 요양기관소재지 기준

※ 자료출처 : 건강보험심사평가원

# 주요시설 현황 <계속> by District <Cont'd>

(단위 : 병실, 병상)  
Unit : Ward, Bed

정신과개방 Psychiatric opened				정신과폐쇄 Psychiatric closed				중환자실 Intensive Care Unit								격리병실 Isolation room				무균치료실 Aseptic room				Division
								소계 Subtotal				성인소아 Adult or pediatric												
병실 Ward	병상 Bed	병실 Ward	병상 Bed	병실 Ward	병상 Bed	병실 Ward	병상 Bed	병실 Ward	병상 Bed	병실 Ward	병상 Bed	병실 Ward	병상 Bed	병실 Ward	병상 Bed	병실 Ward	병상 Bed	병실 Ward	병상 Bed	병실 Ward	병상 Bed			
13	30	73	262	6	78	5	72	1	6	13	56	-	-									Gumi-si		
10	42	58	318	3	17	3	17	-	-	10	14	-	-									Yeongju-si		
46	198	152	761	1	10	1	10	-	-	2	2	-	-									Yeongcheon-si		
51	203	65	241	2	20	2	20	-	-	6	12	-	-									Sangju-si		
5	18	33	162	3	36	3	36	-	-	7	7	-	-									Mungyeong-si		
11	62	81	456	2	20	2	20	-	-	9	12	-	-									Gyeongsan-si		
35	134	14	58	-	-	-	-	-	-	-	-	-	-									Uiseong-gun		
7	30	50	239	-	-	-	-	-	-	-	-	-	-									Cheongsong-gun		
-	-	-	-	-	-	-	-	-	-	-	-	-	-									Yeongyang-gun		
-	-	-	-	-	-	-	-	-	-	-	-	-	-									Yeongdeok-gun		
35	171	69	400	-	-	-	-	-	-	1	2	-	-									Cheongdo-gun		
-	-	-	-	-	-	-	-	-	-	1	1	-	-									Goryeong-gun		
10	38	15	78	-	-	-	-	-	-	-	-	-	-									Seongju-gun		
61	238	134	671	-	-	-	-	-	-	-	-	-	-									Chilgok-gun		
-	-	-	-	-	-	-	-	-	-	1	1	-	-									Yecheon-gun		
-	-	-	-	-	-	-	-	-	-	-	-	-	-									Bonghwa-gun		
-	-	-	-	-	-	-	-	-	-	4	4	-	-									Uljin-gun		
-	-	-	-	-	-	-	-	-	-	-	-	-	-									Ulleung-gun		
291	1,223	1,652	7,560	54	587	46	493	8	94	198	337	9	13									Gyeongnam		
-	-	-	-	7	96	5	84	2	12	14	14	2	3									Uichang-gu		
-	-	6	22	4	54	3	37	1	17	15	31	-	-									Seongsan-gu		
31	126	106	444	12	28	12	28	-	-	34	49	-	-									Masanhappo-gu		
18	74	152	636	4	70	3	58	1	12	13	13	-	-									Masanhoewon-gu		
6	36	32	189	1	10	1	10	-	-	7	7	-	-									Jinhae-gu		
27	124	198	846	9	103	8	88	1	15	43	99	2	2									Jinju-si		
14	80	33	166	-	-	-	-	-	-	10	22	-	-									Tongyeong-si		
44	150	135	628	-	-	-	-	-	-	1	1	-	-									Sacheon-si		
40	163	232	1,087	4	66	4	66	-	-	18	18	-	-									Gimhae-si		
7	22	41	138	1	8	1	8	-	-	2	2	-	-									Miryang-si		
26	114	28	126	2	30	2	30	-	-	-	-	-	-									Geoje-si		
41	178	375	1,669	10	122	7	84	3	38	30	68	5	8									Yangsang-si		
9	30	42	215	-	-	-	-	-	-	1	2	-	-									Uiryeong-gun		
-	-	38	192	-	-	-	-	-	-	3	3	-	-									Haman-gun		
8	26	107	488	-	-	-	-	-	-	2	3	-	-									Changnyeong-gun		
8	46	41	229	-	-	-	-	-	-	1	1	-	-									Goseong-gun		
-	-	-	-	-	-	-	-	-	-	-	-	-	-									Namhae-gun		
7	30	50	269	-	-	-	-	-	-	-	-	-	-									Hadong-gun		
-	-	-	-	-	-	-	-	-	-	1	1	-	-									Sancheong-gun		
-	-	-	-	-	-	-	-	-	-	-	-	-	-									Hamyang-gun		
-	-	-	-	-	-	-	-	-	-	3	3	-	-									Geochang-gun		
5	24	36	216	-	-	-	-	-	-	-	-	-	-									Hapcheon-gun		

Note : 1) As of the end of the year  
2) Location of medical care institute  
※ Source : Health Insurance Review & Assessment Service

제 1-6 표  
Table 1-6

시·군·구별  
Major Medical Equipments

구 분		계 Total	자기공명영상기 Magnetic resonance imaging	전산화단층촬영장치 Computed Tomography	유방 촬영용장치 Mammography	양전자 방사 단층촬영 PET
부 산		4,165	148	179	289	19
중 구		108	3	2	4	1
서 구		386	16	26	14	6
동 구		233	14	10	15	1
영 도 구		86	2	2	8	-
부 산 진 구		666	25	28	34	3
동 래 구		381	20	19	26	2
남 구		197	6	6	18	1
북 구		292	8	12	15	-
해 운 대 구		419	10	16	28	2
사 하 구		293	11	14	28	-
금 정 구		176	5	8	19	-
강 서 구		61	2	3	6	-
연 제 구		257	6	8	21	-
수 영 구		257	8	9	19	1
사 상 구		206	8	10	18	-
기 장 군		147	4	6	16	2
대 구		3,220	125	151	206	11
중 구		485	23	24	29	2
동 구		353	14	19	24	1
서 구		164	11	10	13	-
남 구		354	13	17	14	3
북 구		459	16	26	37	2
수 성 구		472	11	13	37	-
달 서 구		782	35	36	40	3
달 성 군		141	2	6	11	-
군 위 군		10	-	-	1	-
울 산		961	40	47	74	3
중 구		189	9	10	19	1
남 구		449	21	22	36	1
동 구		185	6	10	9	1
북 구		69	3	4	4	-
울 주 군		68	1	1	6	-
경 북		1,945	62	87	124	2
포 함 시 남 구		222	10	14	7	1
포 함 시 북 구		245	6	7	11	-
경 주 시		183	6	7	13	-
김 천 시		100	4	3	8	-
안 동 시		189	7	13	10	1

주 : 1) 연도말 기준

2) 요양기관소재지 기준

※ 자료출처 : 건강보험심사평가원

## 주요 의료장비 현황 by District

(단위 : 대)  
Unit : Each

체외충격파쇄석기 Extracorporeal shockwavelithotripsy	초음파 영상진단기 Ultrasonic imaging	혈관조영장치 Angiography apparatus (Single)	혈관조영장치 Angiography apparatus (Bi-plane)	Division
<b>75</b>	<b>3,387</b>	<b>43</b>	<b>25</b>	<b>Busan</b>
2	95	-	1	Jung-gu
5	297	13	9	Seo-gu
4	187	1	1	Dong-gu
3	71	-	-	Yeongdo-gu
12	552	7	5	Busanjin-gu
6	305	2	1	Dongnae-gu
4	161	1	-	Nam-gu
4	249	3	1	Buk-gu
8	348	4	3	Haeundae-gu
5	235	-	-	Saha-gu
1	143	-	-	Geumjeong-gu
1	48	1	-	Gangseo-gu
5	214	2	1	Yeonje-gu
6	208	4	2	Suyeong-gu
5	160	4	1	Sasang-gu
4	114	1	-	Gijang-gun
<b>74</b>	<b>2,599</b>	<b>35</b>	<b>19</b>	<b>Daegu</b>
13	384	5	5	Jung-gu
8	282	4	1	Dong-gu
3	125	1	1	Seo-gu
6	286	10	5	Nam-gu
7	363	5	3	Buk-gu
15	396	-	-	Suseong-gu
16	638	10	4	Dalseo-gu
6	116	-	-	Dalseong-gun
-	9	-	-	Gunwi-gun
<b>30</b>	<b>747</b>	<b>12</b>	<b>8</b>	<b>Ulsan</b>
5	141	2	2	Jung-gu
20	342	6	2	Nam-gu
2	150	3	3	Dong-gu
2	55	1	1	Buk-gu
1	59	-	-	Ulju-gun
<b>49</b>	<b>1,591</b>	<b>15</b>	<b>15</b>	<b>Gyeongbuk</b>
4	177	3	6	Nam-gu
8	209	4	-	Buk-gu
6	149	1	1	Gyeongju-si
3	80	1	1	Gimcheon-si
4	146	3	5	Andong-si

Note : 1) As of the end of the year

2) Location of medical care institute

※ Source : Health Insurance Review & Assessment Service

제 1-6 표  
Table 1-6

시·군·구별  
Major Medical Equipments

구 분	계 Total	자기공명영상기 Magnetic resonance imaging	전산화단층촬영장치 Computed Tomography	유방 촬영용장치 Mammography	양전자 방사 단층촬영 PET
구 미 시	337	13	11	18	-
영 주 시	72	5	6	6	-
영 천 시	59	1	1	5	-
상 주 시	65	2	3	4	-
문 경 시	54	1	4	5	-
경 산 시	198	4	7	23	-
의 성 군	25	-	1	1	-
청 송 군	10	-	-	-	-
영 양 군	1	-	-	-	-
영 덕 군	22	-	1	3	-
청 도 군	22	1	1	2	-
고 령 군	11	-	1	-	-
성 주 군	15	-	1	1	-
칠 곡 군	49	-	2	4	-
예 천 군	25	1	1	1	-
봉 화 군	10	-	1	1	-
울 진 군	25	1	1	1	-
울 립 군	6	-	1	-	-
경 남	2,720	131	168	190	7
창 원 시 의 창 구	285	17	17	16	2
창 원 시 성 산 구	234	7	10	13	1
창원시 마산합포구	174	10	10	10	-
창원시 마산회원구	270	11	17	15	1
창 원 시 진 해 구	115	7	6	10	-
진 주 시	399	19	22	23	1
통 영 시	101	7	7	7	-
사 천 시	73	4	5	7	-
김 해 시	357	17	20	33	-
밀 양 시	65	3	6	5	-
거 제 시	123	6	10	7	-
양 산 시	312	15	19	21	2
의 령 군	5	-	1	-	-
함 안 군	27	1	3	4	-
창 녕 군	35	1	2	3	-
고 성 군	16	1	3	3	-
남 해 군	22	1	2	1	-
하 동 군	13	-	1	1	-
산 청 군	8	-	-	-	-
함 양 군	19	1	2	3	-
거 창 군	43	2	4	6	-
합 천 군	19	1	1	2	-

주 : 1) 연도말 기준

2) 요양기관소재지 기준

※ 자료출처 : 건강보험심사평가원



## 주요 의료장비 현황 <계속> by District <Cont'd>

(단위 : 대)  
Unit : Each

체외충격파쇄석기 Extracorporeal shockwavelithotripsy	초음파 영상진단기 Ultrasonic imaging	혈관조영장치 Angiography apparatus (Single)	혈관조영장치 Angiography apparatus (Bi-plane)	Division
9	281	3	2	Gumi-si
3	52	-	-	Yeongju-si
1	51	-	-	Yeongcheon-si
3	53	-	-	Sangju-si
1	43	-	-	Mungyeong-si
5	159	-	-	Gyeongsan-si
-	23	-	-	Uiseong-gun
-	10	-	-	Cheongsong-gun
-	1	-	-	Yeongyang-gun
1	17	-	-	Yeongdeok-gun
1	17	-	-	Cheongdo-gun
-	10	-	-	Goryeong-gun
-	13	-	-	Seongju-gun
-	43	-	-	Chilgok-gun
-	22	-	-	Yecheon-gun
-	8	-	-	Bonghwa-gun
-	22	-	-	Uljin-gun
-	5	-	-	Ulleung-gun
<b>71</b>	<b>2,109</b>	<b>30</b>	<b>14</b>	<b>Gyeongnam</b>
4	222	4	3	Uichang-gu
4	193	5	1	Seongsan-gu
3	140	-	1	Masanhappo-gu
10	212	2	2	Masanhoewon-gu
5	86	-	1	Jinhae-gu
10	314	8	2	Jinju-si
6	74	-	-	Tongyeong-si
3	53	-	1	Sacheon-si
8	276	3	-	Gimhae-si
3	47	1	-	Miryang-si
6	94	-	-	Geoje-si
6	239	7	3	Yangsan-si
-	4	-	-	Uiryeong-gun
-	19	-	-	Haman-gun
1	28	-	-	Changnyeong-gun
1	8	-	-	Goseong-gun
-	18	-	-	Namhae-gun
-	11	-	-	Hadong-gun
-	8	-	-	Sancheong-gun
-	13	-	-	Hamyang-gun
1	30	-	-	Geochang-gun
-	15	-	-	Hapcheon-gun

Note : 1) As of the end of the year

2) Location of medical care institute

※ Source : Health Insurance Review & Assessment Service

제 1-7 표  
Table 1-7

시·군·구별  
Contribution

구 분	계 T	직장 I.W.	소계 Subtotal		지역 S.E.	Division
			근로자 C.E.	공·교 G. & T.		
부 산	4,638,143,261	4,044,378,292	3,640,674,503	403,703,789	593,764,969	Busan
중 구	42,123,982	34,657,901	32,588,349	2,069,552	7,466,081	Jung-gu
서 구	131,271,096	113,174,350	102,968,188	10,206,162	18,096,745	Seo-gu
동 구	99,703,634	85,938,827	78,692,966	7,245,861	13,764,807	Dong-gu
영 도 구	110,767,547	94,285,719	86,826,106	7,459,614	16,481,828	Yeongdo-gu
부 산 진 구	466,465,199	403,802,887	364,391,609	39,411,277	62,662,312	Busanjin-gu
동 래 구	407,387,076	356,891,030	307,598,468	49,292,562	50,496,046	Dongnae-gu
남 구	373,773,757	324,214,698	286,999,481	37,215,217	49,559,059	Nam-gu
북 구	362,919,427	319,853,685	287,743,912	32,109,772	43,065,743	Buk-gu
해 운 대 구	705,463,319	619,716,478	558,686,906	61,029,572	85,746,841	Haeundae-gu
사 하 구	365,261,053	322,253,539	299,796,580	22,456,959	43,007,514	Saha-gu
금 정 구	303,052,624	260,290,836	227,332,422	32,958,415	42,761,787	Geumjeong-gu
강 서 구	251,414,787	225,208,854	210,300,260	14,908,594	26,205,933	Gangseo-gu
연 제 구	289,330,407	251,822,847	216,956,531	34,866,316	37,507,561	Yeonje-gu
수 영 구	252,251,322	212,621,420	188,415,538	24,205,882	39,629,903	Suyeong-gu
사 상 구	243,990,180	213,181,751	200,480,932	12,700,819	30,808,429	Sasang-gu
기 장 군	232,967,851	206,463,470	190,896,255	15,567,216	26,504,381	Gijang-gun
대 구	3,297,445,112	2,881,183,365	2,548,818,595	332,364,770	416,261,747	Daegu
중 구	129,402,865	111,130,853	96,761,822	14,369,030	18,272,012	Jung-gu
동 구	405,764,452	351,760,547	311,441,832	40,318,715	54,003,905	Dong-gu
서 구	155,291,150	131,347,925	124,034,699	7,313,226	23,943,224	Seo-gu
남 구	148,959,499	123,710,170	111,933,182	11,776,989	25,249,329	Nam-gu
북 구	536,550,040	466,328,864	415,439,087	50,889,777	70,221,176	Buk-gu
수 성 구	799,792,035	708,315,992	601,374,069	106,941,923	91,476,042	Suseong-gu
달 서 구	748,082,698	655,728,112	584,090,070	71,638,042	92,354,586	Dalseo-gu
달 성 군	352,617,036	315,584,258	289,301,269	26,282,989	37,032,778	Dalseong-gun
군 위 군	20,985,336	17,276,642	14,442,564	2,834,078	3,708,694	Gunwi-gun
울 산	1,897,859,388	1,729,937,072	1,607,424,150	122,512,922	167,922,316	Ulsan
중 구	331,471,233	298,514,858	275,182,790	23,332,068	32,956,375	Jung-gu
남 구	587,945,918	532,349,419	487,771,842	44,577,576	55,596,500	Nam-gu
동 구	239,376,196	221,411,236	213,168,505	8,242,731	17,964,960	Dong-gu
북 구	393,255,813	367,075,363	348,178,986	18,896,377	26,180,450	Buk-gu
울 주 군	345,810,228	310,586,197	283,122,028	27,464,169	35,224,031	Ulju-gun
경 북	3,130,734,377	2,747,183,079	2,412,108,497	335,074,581	383,551,298	Gyeongbuk
포 항 시 남 구	327,433,876	295,457,277	274,927,721	20,529,556	31,976,599	Nam-gu
포 항 시 북 구	374,872,524	334,288,276	294,817,440	39,470,836	40,584,248	Buk-gu
경 주 시	330,764,138	286,358,106	257,468,432	28,889,674	44,406,033	Gyeongju-si
김 천 시	159,850,363	140,701,321	120,489,168	20,212,152	19,149,043	Gimcheon-si
안 동 시	167,593,486	145,343,942	110,624,940	34,719,002	22,249,544	Andong-si
구 미 시	623,122,429	569,077,296	529,787,798	39,289,498	54,045,134	Gumi-si

주 : 1) 직장은 고지보험료(정산포함) 기준이며, 지역은 부과보험료 기준  
2) 국고지원금 제외이며, 직장보험료에는 임의계속가입자 보험료, 소득월액 보험료 포함  
3) 주민등록 실거주지 기준

# 보험료 현황 by District

(단위: 천원)  
Unit :1,000won

구 분	계 T	직장 I.W.	소계 Subtotal		지역 S.E.	Division
			근로자 C.E.	공·교 G. &T.		
영 주 시	104,147,839	88,797,454	72,242,515	16,554,939	15,350,385	Yeongju-si
영 천 시	101,547,759	86,002,573	75,469,363	10,533,210	15,545,185	Yeongcheon-si
상 주 시	82,184,776	67,686,219	52,695,883	14,990,336	14,498,557	Sangju-si
문 경 시	66,337,478	55,505,627	43,339,423	12,166,203	10,831,851	Mungyeong-si
경 산 시	310,971,394	266,555,863	236,494,720	30,061,144	44,415,531	Gyeongsan-si
의 성 군	36,228,920	29,972,966	23,316,495	6,656,470	6,255,954	Uiseong-gun
청 송 군	17,886,448	14,671,367	10,161,893	4,509,474	3,215,082	Cheongsong-gun
영 양 군	12,170,045	10,433,621	6,984,290	3,449,331	1,736,424	Yeongyang-gun
영 덕 군	27,142,754	21,648,432	17,142,851	4,505,581	5,494,322	Yeongdeok-gun
청 도 군	36,028,447	29,271,116	24,104,950	5,166,166	6,757,331	Cheongdo-gun
고 령 군	32,387,036	27,539,403	23,712,975	3,826,428	4,847,633	Goryeong-gun
성 주 군	39,435,234	32,304,835	27,863,279	4,441,556	7,130,399	Seongju-gun
칠 곡 군	139,025,204	122,667,453	115,896,241	6,771,212	16,357,751	Chilgok-gun
예 천 군	53,920,579	46,722,005	31,304,405	15,417,600	7,198,574	Yecheon-gun
봉 화 군	22,707,961	19,094,632	15,308,266	3,786,366	3,613,329	Bonghwa-gun
울 진 군	56,181,183	49,525,509	42,939,969	6,585,540	6,655,674	Ulsjin-gun
울 릉 군	8,794,504	7,557,787	5,015,479	2,542,307	1,236,717	Ulleung-gun
<b>경 남</b>	<b>4,289,261,249</b>	<b>3,790,169,550</b>	<b>3,373,321,692</b>	<b>416,847,858</b>	<b>499,091,699</b>	<b>Gyeongnam</b>
창 원 시 의 창 구	312,897,388	278,419,491	250,786,303	27,633,188	34,477,897	Uichang-gu
창 원 시 성 산 구	487,066,645	451,146,735	407,607,686	43,539,049	35,919,910	Seongsan-gu
창원시 마산합포구	220,643,121	191,614,770	166,805,716	24,809,054	29,028,351	Masanhappo-gu
창원시 마산회원구	240,739,370	214,223,509	193,348,724	20,874,785	26,515,861	Masanhoewon-gu
창 원 시 진 해 구	228,085,067	201,204,515	185,489,091	15,715,424	26,880,552	Jinhae-gu
진 주 시	466,277,468	413,719,387	341,253,284	72,466,103	52,558,081	Jinju-si
통 영 시	121,969,087	99,861,876	83,977,280	15,884,596	22,107,210	Tongyeong-si
사 천 시	132,304,937	116,912,894	104,913,311	11,999,583	15,392,042	Sacheon-si
김 해 시	767,814,784	683,852,745	628,366,750	55,485,995	83,962,040	Gimhae-si
밀 양 시	104,870,078	86,338,178	73,235,006	13,103,173	18,531,899	Miryang-si
거 제 시	316,095,110	281,099,888	259,836,616	21,263,271	34,995,222	Geoje-si
양 산 시	472,132,147	418,187,203	383,244,111	34,943,091	53,944,945	Yangsang-si
의 령 군	23,502,140	20,028,344	15,792,827	4,235,518	3,473,795	Uiryeong-gun
함 안 군	72,046,270	63,063,258	56,947,594	6,115,664	8,983,012	Haman-gun
창 녕 군	56,552,588	47,833,428	42,039,078	5,794,350	8,719,159	Changnyeong-gun
고 성 군	45,352,432	37,845,746	32,176,416	5,669,330	7,506,686	Goseong-gun
남 해 군	34,130,884	27,693,084	22,587,762	5,105,322	6,437,800	Namhae-gun
하 동 군	34,956,567	28,737,918	23,727,280	5,010,638	6,218,649	Hadong-gun
산 청 군	28,646,640	23,304,768	18,769,154	4,535,614	5,341,872	Sancheong-gun
함 양 군	32,081,293	27,103,724	21,271,437	5,832,286	4,977,570	Hamyang-gun
거 창 군	57,601,101	49,848,559	39,055,201	10,793,358	7,752,543	Geochang-gun
합 천 군	33,496,132	28,129,529	22,091,065	6,038,464	5,366,603	Hapcheon-gun

Note : 1) While C.E. is based on estimated contribution S.E. is based on imposed contribution

2) Excluding Government money support, Including contributions of the insured recently retired from the company  
and contributions imposed on the monthly incomes 3) Based on the resident place

제 1-8 표  
Table 1-8

시·군·구별 보험료  
Distribution of Contributions by decile

구 분		계 Total			직장 계 I.W. Sub_Total			가입자 Insured
		세대수 Households	평균보험료 Average Contribution	적용인구 Population under	가입자 Insured	평균보험료 Average Contribution	적용인구 Population under	
부	산	1,740,250	120,197	3,059,077	1,146,942	137,774	2,106,532	1,064,364
	1분위	179,577	31,111	264,220	132,371	38,385	191,867	132,148
	2분위	198,822	46,531	277,493	123,038	66,414	186,712	122,116
	3분위	183,187	56,645	277,948	122,040	75,386	180,453	119,379
	4분위	189,391	61,603	251,581	119,194	86,204	178,874	116,238
	5분위	180,494	75,273	285,900	116,429	99,337	183,744	110,945
	6분위	171,184	94,916	286,894	112,509	115,490	194,021	104,797
	7분위	164,055	121,146	312,591	111,943	138,685	217,876	100,969
	8분위	159,781	156,487	338,631	110,799	171,831	248,246	96,589
	9분위	164,623	207,086	392,938	105,219	224,360	273,855	80,346
	10분위	149,136	425,703	370,881	93,400	455,691	250,884	80,837
중	구	23,136	86,869	33,845	12,709	108,027	18,836	12,190
	1분위	2,793	27,688	3,962	1,728	37,812	2,330	1,728
	2분위	3,547	37,524	4,460	1,585	66,411	2,187	1,572
	3분위	2,989	52,311	4,101	1,759	75,319	2,309	1,718
	4분위	3,149	54,433	3,756	1,644	86,108	2,209	1,606
	5분위	2,661	69,083	3,858	1,478	99,414	2,064	1,410
	6분위	2,354	90,385	3,461	1,360	115,352	2,004	1,266
	7분위	1,828	119,980	3,048	1,226	138,257	2,009	1,134
	8분위	1,614	150,552	2,791	941	170,456	1,693	867
	9분위	1,269	197,108	2,506	604	221,544	1,249	536
	10분위	932	389,016	1,902	384	418,579	782	353
서	구	55,102	109,707	91,738	33,861	132,135	58,787	31,783
	1분위	6,468	28,060	9,367	4,067	38,210	5,800	4,065
	2분위	7,345	39,617	9,691	3,587	66,275	5,313	3,569
	3분위	5,888	54,823	8,689	3,720	75,467	5,317	3,653
	4분위	5,831	59,876	7,689	3,523	86,104	5,254	3,445
	5분위	5,581	72,435	8,693	3,372	99,456	5,205	3,227
	6분위	5,451	92,573	8,952	3,330	115,745	5,646	3,107
	7분위	4,915	122,370	9,084	3,478	138,564	6,451	3,215
	8분위	4,828	155,780	9,706	3,312	171,284	6,920	2,950
	9분위	4,895	207,030	10,867	3,190	223,570	7,455	2,580
	10분위	3,900	416,619	9,000	2,282	444,258	5,426	1,972
동	구	47,226	99,881	76,618	29,004	120,647	49,055	27,304
	1분위	5,668	28,719	8,074	3,751	37,732	5,205	3,745
	2분위	6,516	40,376	8,671	3,270	66,383	4,928	3,248
	3분위	5,291	54,045	7,829	3,277	75,340	4,661	3,212
	4분위	5,578	58,884	7,232	3,281	86,225	4,869	3,195
	5분위	5,197	72,363	8,026	3,138	99,378	4,829	3,005
	6분위	4,418	95,620	7,248	2,986	115,593	4,899	2,764
	7분위	4,355	121,557	7,825	3,011	138,452	5,474	2,685
	8분위	4,191	154,107	8,237	2,698	171,756	5,670	2,398
	9분위	3,563	204,543	8,071	2,175	223,204	5,260	1,782
	10분위	2,449	397,774	5,405	1,417	415,021	3,260	1,270
영	구	54,006	97,446	90,465	32,417	117,886	56,013	30,850
	1분위	6,973	28,525	10,055	4,509	38,060	6,216	4,505
	2분위	7,556	39,444	10,055	3,686	66,016	5,466	3,667
	3분위	6,164	53,505	9,556	3,751	75,442	5,538	3,689
	4분위	5,790	61,487	7,809	3,629	86,285	5,538	3,584
	5분위	6,036	71,044	9,711	3,531	99,138	5,488	3,429
	6분위	5,166	92,210	8,775	3,173	115,485	5,486	3,008
	7분위	4,989	119,049	9,553	3,219	138,718	6,271	2,994
	8분위	4,698	154,663	9,685	3,113	171,343	6,727	2,848
	9분위	3,869	203,027	8,891	2,250	222,655	5,547	1,810
	10분위	2,765	386,499	6,375	1,556	393,997	3,736	1,316
부	산 진 구	195,016	110,203	329,338	126,237	126,938	221,781	117,611
	1분위	18,794	32,386	27,865	14,565	38,608	21,078	14,548
	2분위	22,534	46,906	30,728	14,092	66,499	20,914	13,973
	3분위	21,501	56,459	32,069	14,227	75,378	20,679	13,912
	4분위	25,345	56,603	31,980	14,040	86,221	20,356	13,674
	5분위	21,502	74,350	32,934	13,597	99,244	20,745	12,917
	6분위	19,158	95,201	31,853	12,810	115,478	21,543	11,834
	7분위	18,650	120,560	34,683	12,579	138,590	23,705	11,327
	8분위	17,210	156,242	35,843	11,935	171,557	25,998	10,440
	9분위	17,113	205,894	39,804	10,716	223,929	26,994	8,328
	10분위	13,209	400,774	31,579	7,676	419,852	19,769	6,658

주 : 1) 연도말 기준 2) 주민등록주소지 기준  
3) 직장은 산정보험료 기준이며, 지역은 부과보험료 기준  
4) 직장보험료는 임의계속가입자와 소득월액 대상자를 제외

# 분위별 현황

## of Contribution in each District

(단위 : 명, 원)

Unit : Person, Won

근로자 C.E.		공·교 G. & T.			지역 S.E.			Division
평균보험료 Average Contribution	적용인구 Population under	가입자 Insured	평균보험료 Average Contribution	적용인구 Population under	세대수 Households	평균보험료 Average Contribution	적용인구 Population under	
133,862	1,923,575	82,578	188,198	182,957	593,308	86,219	952,545	Busan
38,375	191,556	223	44,415	311	47,206	10,715	72,353	1 decile
66,406	185,549	922	67,563	1,163	75,784	14,251	90,781	2 decile
75,382	177,161	2,661	75,572	3,292	61,147	19,241	97,495	3 decile
86,197	175,016	2,956	86,495	3,858	70,197	19,830	72,707	4 decile
99,297	176,368	5,484	100,135	7,376	64,065	31,540	102,156	5 decile
115,437	182,815	7,712	116,220	11,206	58,675	55,466	92,873	6 decile
138,627	198,915	10,974	139,217	18,961	52,112	83,469	94,715	7 decile
171,619	215,723	14,210	173,270	32,523	48,982	121,777	90,385	8 decile
223,370	203,585	24,873	227,556	70,270	59,404	176,490	119,083	9 decile
478,059	216,887	12,563	311,766	33,997	55,736	375,450	119,997	10 decile
106,412	17,974	519	145,956	862	10,427	61,081	15,009	Jung-gu
37,812	2,330	-	-	-	1,065	11,261	1,632	1 decile
66,398	2,174	13	67,875	13	1,962	14,189	2,273	2 decile
75,323	2,255	41	75,139	54	1,230	19,408	1,792	3 decile
86,092	2,157	38	86,821	52	1,505	19,831	1,547	4 decile
99,387	1,979	68	99,985	85	1,183	31,189	1,794	5 decile
115,386	1,896	94	114,898	108	994	56,224	1,457	6 decile
138,242	1,870	92	138,453	139	602	82,757	1,039	7 decile
170,224	1,554	74	173,170	139	673	122,722	1,098	8 decile
220,832	1,049	68	227,159	200	665	174,913	1,257	9 decile
427,320	710	31	319,049	72	548	368,300	1,120	10 decile
128,470	54,293	2,078	188,191	4,494	21,241	73,954	32,951	Seo-gu
38,208	5,798	2	41,220	2	2,401	10,868	3,567	1 decile
66,274	5,291	18	66,334	22	3,758	14,172	4,378	2 decile
75,456	5,236	67	76,060	81	2,168	19,402	3,372	3 decile
86,103	5,151	78	86,127	103	2,308	19,841	2,435	4 decile
99,405	5,009	145	100,598	196	2,209	31,188	3,488	5 decile
115,671	5,301	223	116,770	345	2,121	56,194	3,306	6 decile
138,550	6,039	263	138,736	412	1,437	83,174	2,633	7 decile
171,143	6,096	362	172,433	824	1,516	121,907	2,786	8 decile
222,700	5,745	610	227,251	1,710	1,705	176,085	3,412	9 decile
463,481	4,627	310	321,976	799	1,618	377,637	3,574	10 decile
117,718	45,659	1,700	167,686	3,396	18,222	66,828	27,563	Dong-gu
37,711	5,198	6	51,098	7	1,917	11,082	2,869	1 decile
66,375	4,899	22	67,600	29	3,246	14,177	3,743	2 decile
75,321	4,579	65	76,278	82	2,014	19,396	3,168	3 decile
86,219	4,748	86	86,426	121	2,297	19,831	2,363	4 decile
99,345	4,650	133	100,118	179	2,059	31,192	3,197	5 decile
115,541	4,593	222	116,245	306	1,432	53,971	2,349	6 decile
138,387	4,963	326	138,989	511	1,344	83,705	2,351	7 decile
171,599	4,973	300	173,008	697	1,493	122,214	2,567	8 decile
222,178	4,167	393	227,853	1,093	1,388	175,302	2,811	9 decile
427,626	2,889	147	306,122	371	1,032	374,093	2,145	10 decile
114,487	52,577	1,567	184,792	3,436	21,589	66,754	34,452	Yeongdo-gu
38,050	6,207	4	49,430	9	2,464	11,077	3,839	1 decile
65,994	5,446	19	70,172	20	3,870	14,135	4,589	2 decile
75,442	5,460	62	75,450	78	2,413	19,403	4,018	3 decile
86,274	5,480	45	87,171	58	2,161	19,843	2,271	4 decile
99,130	5,357	102	99,411	131	2,505	31,444	4,223	5 decile
115,427	5,247	165	116,539	239	1,993	55,154	3,289	6 decile
138,623	5,866	225	139,988	405	1,770	83,278	3,282	7 decile
171,202	6,117	265	172,859	610	1,585	121,902	2,958	8 decile
221,618	4,318	440	226,920	1,229	1,619	175,750	3,344	9 decile
410,442	3,079	240	303,829	657	1,209	376,847	2,639	10 decile
123,243	203,667	8,626	177,329	18,114	68,779	79,487	107,557	Busanjin-gu
38,598	21,055	17	46,741	23	4,229	10,957	6,787	1 decile
66,489	20,770	119	67,614	144	8,442	14,202	9,814	2 decile
75,375	20,281	315	75,470	398	7,274	19,458	11,390	3 decile
86,210	19,905	366	86,642	451	11,305	19,820	11,624	4 decile
99,199	19,856	680	100,099	889	7,905	31,530	12,189	5 decile
115,393	20,159	976	116,515	1,384	6,348	54,281	10,310	6 decile
138,584	21,610	1,252	138,640	2,095	6,071	83,203	10,978	7 decile
171,419	22,685	1,495	172,522	3,313	5,275	121,591	9,845	8 decile
222,961	20,343	2,388	227,305	6,651	6,397	175,682	12,810	9 decile
437,602	17,003	1,018	303,760	2,766	5,533	374,308	11,810	10 decile

Note : 1) As of the end of the Year 2) Based on the resident place

3) While C.E. is based on estimated contribution S.E. is based on imposed contribution

4) Excluding contributions of the insured recently retired from the company and contributions imposed on the monthly incomes

제 1-8 표  
Table 1-8

시·군·구별 보험료  
Distribution of Contributions by decile

구 분			계 Total			직장 계 I.W. Sub_Total		
			세대수 Households	평균보험료 Average Contribution	적용인구 Population under	가입자 Insured	평균보험료 Average Contribution	적용인구 Population under
동	래	구	138,434	131,482	257,137	94,897	146,338	184,960
			13,142	32,974	19,732	10,589	38,304	15,755
			14,883	48,847	21,397	9,862	66,472	15,503
			13,592	58,429	21,208	9,467	75,403	14,511
			13,741	62,679	18,731	8,868	86,226	13,721
			13,468	76,053	21,655	8,828	99,415	14,333
			11,995	96,755	20,865	8,339	115,465	14,724
			12,845	121,196	24,643	8,768	138,770	17,276
			13,722	157,715	29,946	9,771	172,276	22,471
			16,259	209,204	40,344	10,841	225,377	29,426
남	구	구	14,787	411,079	38,616	9,564	435,337	27,240
			132,446	126,984	236,015	85,056	147,553	160,456
			13,618	32,555	20,407	10,734	38,317	15,753
			14,479	46,587	20,275	9,030	66,137	13,792
			12,961	56,730	20,193	8,642	75,371	13,036
			14,091	58,536	18,700	8,224	86,154	12,648
			12,829	73,710	20,808	7,990	99,273	12,950
			14,209	88,776	22,349	7,523	115,601	13,170
			11,454	119,599	21,802	7,502	138,693	14,636
			12,057	155,228	25,445	7,979	172,124	17,954
북	구	구	13,237	208,280	31,942	8,561	225,479	22,481
			13,511	439,279	34,094	8,871	470,618	24,036
			140,002	115,702	250,446	96,356	129,380	177,961
			13,881	32,866	20,604	10,911	38,771	15,844
			15,910	48,252	22,518	10,400	66,314	16,042
			15,431	58,149	23,766	10,672	75,413	15,976
			15,076	65,078	20,593	10,274	86,224	15,608
			15,271	76,640	24,842	10,138	99,348	16,408
			14,147	97,551	25,010	10,015	115,523	17,826
			14,497	121,977	28,586	10,137	138,592	20,436
해	운	대	12,918	157,613	28,272	9,346	171,477	21,418
			12,615	207,424	30,808	8,179	224,395	21,671
			10,256	402,183	25,447	6,284	422,691	16,732
			198,773	154,668	363,150	134,183	175,324	256,958
			20,186	32,229	30,123	15,970	37,891	23,629
			20,710	48,537	29,617	13,635	66,345	21,301
			18,440	57,346	28,757	12,500	75,341	18,776
			18,489	63,248	25,148	12,103	86,159	18,550
			18,145	75,902	28,734	11,856	99,435	18,890
			16,569	94,691	27,955	10,890	115,414	18,874
사	하	구	17,114	120,340	31,785	11,378	138,949	21,672
			18,084	156,541	37,140	12,369	172,489	26,789
			22,049	207,538	51,292	13,784	225,529	35,184
			28,987	498,454	72,599	19,698	546,875	53,293
			155,907	104,833	271,828	104,244	121,201	188,127
			15,959	31,314	23,460	11,554	39,086	16,468
			19,312	45,723	26,570	11,670	66,359	17,535
			17,681	57,017	27,392	11,873	75,407	17,614
			18,204	63,651	24,543	12,018	86,207	18,108
			18,097	75,046	29,256	11,615	99,293	18,607
금	정	구	16,723	97,242	29,372	11,737	115,476	20,845
			15,559	122,200	31,045	10,972	138,677	22,294
			14,085	156,912	30,609	10,028	171,131	23,007
			11,730	206,461	28,398	7,613	222,932	19,918
			8,557	382,971	21,183	5,164	393,815	13,731
			112,162	121,306	194,327	70,668	141,038	129,762
			11,439	31,728	16,902	8,750	38,168	12,657
			13,362	44,576	18,311	7,762	66,472	11,793
			11,509	56,355	17,605	7,603	75,330	11,289
			11,955	58,090	15,636	6,895	86,166	10,390
금	정	구	10,971	73,174	17,433	6,751	99,247	10,854
			11,773	89,752	18,530	6,523	115,382	11,306
			9,776	120,610	18,177	6,570	138,656	12,496
			9,592	155,011	19,633	6,332	172,003	13,779
			11,154	207,015	25,987	6,967	224,957	17,853
			10,631	420,460	26,113	6,515	454,344	17,345

주 : 1) 연도말 기준 2) 주민등록주소지 기준  
3) 직장은 산정보험료 기준이며, 지역은 부과보험료 기준  
4) 직장보험료는 임의계속가입자와 소득월액 대상자를 제외

# 분위별 현황 <계속>

## of Contribution in each District <Cont'd>

(단위 : 명, 원)

Unit : Person, Won

근로자 C.E.		공·교 G. & T.			지역 S.E.			Division
평균보험료 Average Contribution	적용인구 Population under	가입자 Insured	평균보험료 Average Contribution	적용인구 Population under	세대수 Households	평균보험료 Average Contribution	적용인구 Population under	
141,064	161,962	9,911	191,564	22,998	43,537	99,101	72,177	Dongnae-gu
38,282	15,720	26	47,462	35	2,553	10,867	3,977	1 decile
66,466	15,389	88	67,145	114	5,021	14,230	5,894	2 decile
75,389	14,226	235	75,963	285	4,125	19,472	6,697	3 decile
86,197	13,318	291	87,063	403	4,873	19,829	5,010	4 decile
99,385	13,607	543	99,873	726	4,640	31,603	7,322	5 decile
115,405	13,609	741	116,082	1,115	3,656	54,078	6,141	6 decile
138,668	15,151	1,205	139,412	2,125	4,077	83,401	7,367	7 decile
171,883	17,903	1,959	173,845	4,568	3,951	121,703	7,475	8 decile
224,931	19,638	3,427	226,341	9,788	5,418	176,843	10,918	9 decile
457,857	23,401	1,396	303,573	3,839	5,223	366,661	11,376	10 decile
142,801	144,006	7,266	198,430	16,450	47,390	90,067	75,559	Nam-gu
38,306	15,721	20	44,294	32	2,884	11,108	4,654	1 decile
66,124	13,686	83	67,558	106	5,449	14,188	6,483	2 decile
75,371	12,796	185	75,352	240	4,319	19,432	7,157	3 decile
86,133	12,355	220	86,895	293	5,867	19,823	6,052	4 decile
99,216	12,240	489	100,144	710	4,839	31,501	7,858	5 decile
115,600	12,272	616	115,611	898	6,686	58,592	9,179	6 decile
138,595	13,096	874	139,436	1,540	3,952	83,353	7,166	7 decile
171,906	15,201	1,187	173,371	2,753	4,078	122,170	7,491	8 decile
224,650	16,388	2,199	227,879	6,093	4,676	176,790	9,461	9 decile
497,668	20,251	1,393	325,407	3,785	4,640	379,364	10,058	10 decile
125,403	162,793	6,808	181,700	15,168	43,646	85,505	72,485	Buk-gu
38,766	15,820	18	41,798	24	2,970	11,174	4,760	1 decile
66,301	15,936	79	67,971	106	5,510	14,160	6,476	2 decile
75,408	15,608	301	75,601	368	4,759	19,435	7,790	3 decile
86,226	15,310	233	86,143	298	4,802	19,834	4,985	4 decile
99,299	15,851	418	100,478	557	5,133	31,790	8,434	5 decile
115,472	16,905	657	116,237	921	4,132	53,991	7,184	6 decile
138,469	18,673	986	139,731	1,763	4,360	83,348	8,150	7 decile
171,303	18,777	1,157	172,713	2,641	3,572	121,339	6,854	8 decile
223,146	15,580	2,073	228,075	6,091	4,436	176,133	9,137	9 decile
444,034	14,333	886	292,657	2,399	3,972	369,739	8,715	10 decile
172,231	231,247	11,150	209,461	25,711	64,590	111,756	106,192	Haeundae-gu
37,878	23,588	33	43,756	41	4,216	10,784	6,494	1 decile
66,337	21,174	94	67,548	127	7,075	14,217	8,316	2 decile
75,328	18,433	257	75,965	343	5,940	19,477	9,981	3 decile
86,150	18,088	341	86,454	462	6,386	19,826	6,598	4 decile
99,411	18,068	590	99,889	822	6,289	31,538	9,844	5 decile
115,342	17,756	773	116,364	1,118	5,679	54,954	9,081	6 decile
138,898	19,558	1,194	139,383	2,114	5,736	83,427	10,113	7 decile
172,331	22,935	1,721	173,469	3,854	5,715	122,024	10,351	8 decile
224,402	25,153	3,630	228,684	10,031	8,265	177,532	16,108	9 decile
578,408	46,494	2,517	331,634	6,799	9,289	395,773	19,306	10 decile
118,553	177,884	4,701	177,280	10,243	51,663	71,805	83,701	Saha-gu
39,079	16,453	13	45,838	15	4,405	10,927	6,992	1 decile
66,349	17,451	71	67,928	84	7,642	14,209	9,035	2 decile
75,416	17,341	227	74,938	273	5,808	19,424	9,778	3 decile
86,209	17,849	199	86,053	259	6,186	19,832	6,435	4 decile
99,258	18,109	383	100,319	498	6,482	31,598	10,649	5 decile
115,445	20,011	542	116,117	834	4,986	54,320	8,527	6 decile
138,663	21,147	673	138,897	1,147	4,587	82,788	8,751	7 decile
170,981	21,335	705	173,120	1,672	4,057	121,764	7,602	8 decile
221,604	16,237	1,254	229,665	3,681	4,117	176,005	8,480	9 decile
407,219	11,951	634	298,037	1,780	3,393	366,468	7,452	10 decile
135,615	115,462	6,409	195,406	14,300	41,494	87,702	64,565	Geumjeong-gu
38,165	12,628	20	39,709	29	2,689	10,770	4,245	1 decile
66,465	11,709	66	67,316	84	5,600	14,227	6,518	2 decile
75,320	11,047	194	75,698	242	3,906	19,420	6,316	3 decile
86,152	10,088	237	86,547	302	5,060	19,833	5,246	4 decile
99,199	10,336	385	100,041	518	4,220	31,463	6,579	5 decile
115,317	10,591	480	116,205	715	5,250	57,908	7,224	6 decile
138,620	11,222	740	138,939	1,274	3,206	83,628	5,681	7 decile
171,631	11,575	991	174,009	2,204	3,260	122,008	5,854	8 decile
223,888	12,119	2,091	227,451	5,734	4,187	177,161	8,134	9 decile
488,377	14,147	1,205	304,371	3,198	4,116	366,827	8,768	10 decile

Note : 1) As of the end of the Year 2) Based on the resident place

3) While C.E. is based on estimated contribution S.E. is based on imposed contribution

4) Excluding contributions of the insured recently retired from the company and contributions imposed on the monthly incomes

제 1-8 표  
Table 1-8

시·군·구별 보험료  
Distribution of Contributions by decile

구 분	계 Total			직장 계 I.W. Sub_Total			가입자 Insured
	세대수 Households	평균보험료 Average Contribution	적용인구 Population under	가입자 Insured	평균보험료 Average Contribution	적용인구 Population under	
강 서 구	80,435	137,401	150,784	59,263	148,121	115,548	56,068
1분위	6,002	33,451	8,934	4,892	38,611	7,193	4,880
2분위	7,004	52,526	9,805	5,087	66,946	7,532	5,065
3분위	6,844	59,374	10,652	4,887	75,332	7,231	4,796
4분위	7,905	66,452	10,496	5,541	86,346	8,056	5,452
5분위	8,212	83,517	12,493	6,262	99,588	9,470	6,028
6분위	8,425	102,822	14,004	6,667	115,629	11,107	6,352
7분위	8,925	125,046	17,600	6,688	138,610	13,581	6,184
8분위	9,447	159,801	21,419	7,034	172,604	17,149	6,329
9분위	9,689	209,973	24,946	6,910	223,152	19,508	6,010
10분위	7,982	418,357	20,435	5,295	438,995	14,721	4,972
연 제 구	107,394	123,657	191,951	72,473	138,482	135,122	65,002
1분위	10,404	32,588	15,342	8,350	37,919	12,116	8,333
2분위	11,563	48,218	16,219	7,526	66,462	11,471	7,448
3분위	10,978	57,516	16,605	7,466	75,428	11,002	7,292
4분위	11,619	60,742	15,358	7,161	86,214	10,729	6,891
5분위	10,767	75,531	16,919	6,985	99,304	11,028	6,512
6분위	9,895	96,772	16,861	6,895	115,468	11,951	6,187
7분위	10,351	121,535	19,648	7,109	138,950	13,784	6,078
8분위	10,470	156,854	22,343	7,328	172,195	16,452	5,956
9분위	11,470	208,296	27,683	7,504	224,806	19,705	5,110
10분위	9,877	403,568	24,973	6,149	424,863	16,884	5,195
수 영 구	95,073	122,644	160,355	59,948	137,689	104,730	55,097
1분위	9,118	32,294	13,613	7,074	38,497	10,282	7,061
2분위	10,592	47,172	14,445	6,675	66,511	9,842	6,627
3분위	10,308	57,097	15,197	6,933	75,418	9,879	6,793
4분위	11,789	56,169	14,829	6,450	86,262	9,362	6,267
5분위	9,654	74,963	14,621	6,183	99,328	9,369	5,848
6분위	8,516	95,201	13,656	5,721	115,225	9,253	5,295
7분위	8,133	118,671	14,532	5,202	138,682	9,432	4,578
8분위	8,071	154,172	15,817	5,241	171,588	10,902	4,411
9분위	9,348	203,858	20,950	5,226	225,123	12,919	3,822
10분위	9,544	415,516	22,695	5,243	455,481	13,490	4,395
사 상 구	111,776	100,486	185,999	73,653	115,354	126,129	70,681
1분위	11,029	31,529	15,849	8,138	38,816	11,383	8,127
2분위	13,705	46,885	18,721	8,577	66,408	12,681	8,521
3분위	13,427	56,168	20,030	8,813	75,391	12,655	8,641
4분위	14,103	62,935	18,733	9,159	86,204	13,611	9,005
5분위	12,987	77,351	20,674	8,783	99,282	13,746	8,496
6분위	13,618	93,986	22,173	8,555	115,541	14,695	8,132
7분위	11,116	122,780	21,242	7,988	138,327	15,385	7,495
8분위	9,344	156,348	19,764	6,579	170,897	14,586	6,110
9분위	7,303	203,167	16,925	4,353	222,072	10,868	3,730
10분위	5,144	389,953	11,888	2,708	406,327	6,519	2,424
기 장 군	93,362	112,582	175,081	61,973	132,822	122,307	58,619
1분위	14,103	23,369	19,931	6,789	38,374	10,158	6,778
2분위	9,804	49,836	16,010	6,594	66,619	10,412	6,548
3분위	10,183	53,656	14,299	6,450	75,381	9,980	6,315
4분위	6,726	82,782	10,348	6,384	86,122	9,865	6,258
5분위	9,116	75,572	15,243	5,922	99,364	9,758	5,703
6분위	8,767	95,795	15,830	5,985	115,539	10,692	5,634
7분위	9,548	119,727	19,338	6,116	138,956	12,974	5,624
8분위	9,450	157,705	21,981	6,793	172,099	16,731	6,175
9분위	9,060	209,148	23,524	6,346	223,701	17,817	5,367
10분위	6,605	383,413	18,577	4,594	386,827	13,920	4,217
대 구	1,227,575	120,376	2,229,174	818,866	137,334	1,559,703	749,047
1분위	125,874	31,156	188,009	93,278	38,388	139,667	93,070
2분위	144,034	48,052	210,226	92,819	66,655	147,622	91,861
3분위	139,618	55,934	216,676	91,525	75,305	140,671	89,301
4분위	128,844	63,140	177,939	84,075	86,200	131,423	81,561
5분위	121,349	75,149	198,745	78,150	99,225	128,496	74,252
6분위	118,838	95,620	207,780	79,863	115,449	142,788	73,993
7분위	117,118	120,862	229,371	79,096	138,675	158,550	70,224
8분위	110,926	157,030	241,517	78,092	171,904	179,604	65,253
9분위	117,357	208,051	292,710	77,227	224,512	210,471	55,102
10분위	103,617	429,566	266,201	64,741	460,996	180,411	54,430

주 : 1) 연도말 기준 2) 주민등록주소지 기준

3) 직장은 산정보험료 기준이며, 지역은 부과보험료 기준

4) 직장보험료는 임의계속가입자와 소독월액 대상자를 제외



# 분위별 현황 <계속> of Contribution in each District <Cont'd>

(단위 : 명, 원)  
Unit : Person, Won

근로자 C.E.		공·교 G. & T.			지역 S.E.			Division
평균보험료 Average Contribution	적용인구 Population under	가입자 Insured	평균보험료 Average Contribution	적용인구 Population under	세대수 Households	평균보험료 Average Contribution	적용인구 Population under	
146,370	108,487	3,195	178,860	7,061	21,172	107,394	35,236	Gangseo-gu
38,604	7,176	12	41,519	17	1,110	10,709	1,741	1 decile
66,950	7,506	22	66,063	26	1,917	14,261	2,273	2 decile
75,323	7,128	91	75,825	103	1,957	19,523	3,421	3 decile
86,354	7,946	89	85,838	110	2,364	19,824	2,440	4 decile
99,556	9,174	234	100,404	296	1,950	31,906	3,023	5 decile
115,597	10,662	315	116,282	445	1,758	54,252	2,897	6 decile
138,546	12,692	504	139,391	889	2,237	84,497	4,019	7 decile
172,468	15,507	705	173,827	1,642	2,413	122,482	4,270	8 decile
222,728	16,865	900	225,982	2,643	2,779	177,202	5,438	9 decile
447,671	13,831	323	305,447	890	2,687	377,688	5,714	10 decile
133,081	118,615	7,471	185,469	16,507	34,921	92,891	56,829	Yeonje-gu
37,900	12,095	17	47,321	21	2,054	10,913	3,226	1 decile
66,454	11,380	78	67,222	91	4,037	14,208	4,748	2 decile
75,430	10,793	174	75,362	209	3,512	19,439	5,603	3 decile
86,194	10,381	270	86,732	348	4,458	19,825	4,629	4 decile
99,229	10,369	473	100,334	659	3,782	31,627	5,891	5 decile
115,385	10,926	708	116,194	1,025	3,000	53,803	4,910	6 decile
138,790	11,982	1,031	139,895	1,802	3,242	83,347	5,864	7 decile
171,874	13,314	1,372	173,591	3,138	3,142	121,076	5,891	8 decile
224,030	13,061	2,394	226,462	6,644	3,966	177,057	7,978	9 decile
447,293	14,314	954	302,716	2,570	3,728	368,444	8,089	10 decile
132,900	94,157	4,851	192,084	10,573	35,125	96,965	55,625	Suyeong-gu
38,492	10,255	13	40,832	27	2,044	10,829	3,331	1 decile
66,506	9,778	48	67,204	64	3,917	14,215	4,603	2 decile
75,421	9,704	140	75,286	175	3,375	19,462	5,318	3 decile
86,269	9,134	183	86,013	228	5,339	19,814	5,467	4 decile
99,274	8,921	335	100,267	448	3,471	31,562	5,252	5 decile
115,149	8,655	426	116,173	598	2,795	54,214	4,403	6 decile
138,582	8,385	624	139,417	1,047	2,931	83,154	5,100	7 decile
171,499	9,058	830	172,057	1,844	2,830	121,919	4,915	8 decile
224,106	9,059	1,404	227,891	3,860	4,122	176,899	8,031	9 decile
482,177	11,208	848	317,122	2,282	4,301	366,798	9,205	10 decile
113,348	120,224	2,972	163,059	5,905	38,123	71,760	59,870	Sasang-gu
38,808	11,367	11	44,128	16	2,891	11,018	4,466	1 decile
66,395	12,617	56	68,475	64	5,128	14,231	6,040	2 decile
75,399	12,462	172	75,031	193	4,614	19,450	7,375	3 decile
86,203	13,423	154	86,264	188	4,944	19,827	5,122	4 decile
99,272	13,363	287	99,590	383	4,204	31,533	6,928	5 decile
115,521	14,075	423	115,929	620	5,063	57,565	7,478	6 decile
138,354	14,595	493	137,913	790	3,128	83,077	5,857	7 decile
170,743	13,484	469	172,901	1,102	2,765	121,729	5,178	8 decile
221,089	9,045	623	227,955	1,823	2,950	175,272	6,057	9 decile
418,709	5,793	284	300,649	726	2,436	371,749	5,369	10 decile
130,223	114,568	3,354	178,241	7,739	31,389	72,621	52,774	Gijang-gun
38,363	10,145	11	45,275	13	7,314	9,441	9,773	1 decile
66,615	10,343	46	67,226	69	3,210	15,360	5,598	2 decile
75,364	9,812	135	76,193	168	3,733	16,118	4,319	3 decile
86,119	9,683	126	86,287	182	342	20,427	483	4 decile
99,317	9,479	219	100,594	279	3,194	31,458	5,485	5 decile
115,458	10,157	351	116,835	535	2,782	53,320	5,138	6 decile
138,961	12,066	492	138,900	908	3,432	85,461	6,364	7 decile
171,918	15,209	618	173,905	1,522	2,657	120,904	5,250	8 decile
222,969	14,818	979	227,713	2,999	2,714	175,118	5,707	9 decile
395,019	12,856	377	295,195	1,064	2,011	375,614	4,657	10 decile
<b>132,556</b>	<b>1,401,498</b>	<b>69,819</b>	<b>188,597</b>	<b>158,205</b>	<b>408,709</b>	<b>86,400</b>	<b>669,471</b>	<b>Daegu</b>
38,378	139,356	208	42,730	311	32,596	10,463	48,342	1 decile
66,653	146,371	958	66,843	1,251	51,215	14,339	62,604	2 decile
75,304	137,863	2,224	75,359	2,808	48,093	19,070	76,005	3 decile
86,189	128,061	2,514	86,560	3,362	44,769	19,834	46,516	4 decile
99,201	123,205	3,898	99,684	5,291	43,199	31,595	70,249	5 decile
115,377	134,129	5,870	116,363	8,659	38,975	54,988	64,992	6 decile
138,553	143,080	8,872	139,641	15,470	38,022	83,806	70,821	7 decile
171,611	150,224	12,839	173,392	29,380	32,834	121,655	61,913	8 decile
223,663	146,980	22,125	226,629	63,491	40,130	176,372	82,239	9 decile
490,294	152,229	10,311	306,340	28,182	38,876	377,226	85,790	10 decile

Note : 1) As of the end of the Year 2) Based on the resident place

3) While C.E. is based on estimated contribution S.E. is based on imposed contribution

4) Excluding contributions of the insured recently retired from the company and contributions imposed on the monthly incomes

제 1-8 표  
Table 1-8

시·군·구별 보험료  
Distribution of Contributions by decile

구 분		계 Total		직장 계 I.W. Sub_Total			
		세대수 Households	평균보험료 Average Contribution	적용인구 Population under	가입자 Insured	평균보험료 Average Contribution	적용인구 Population under
충	구	49,104	126,603	85,488	32,482	141,904	59,266
	1분위	4,522	31,991	6,798	3,583	37,548	5,390
	2분위	5,396	46,820	7,531	3,363	66,521	5,184
	3분위	4,728	58,841	7,006	3,329	75,403	4,850
	4분위	5,700	56,727	7,374	3,166	86,271	4,791
	5분위	4,313	76,703	6,461	2,875	99,207	4,411
	6분위	4,381	96,012	7,170	2,978	115,513	5,023
	7분위	4,865	121,140	8,912	3,294	139,002	6,183
	8분위	5,093	157,205	10,178	3,622	171,748	7,544
	9분위	5,313	207,003	12,371	3,413	223,774	8,620
	10분위	4,793	412,399	11,687	2,859	438,619	7,270
동	구	172,860	108,087	308,427	112,933	124,038	209,924
	1분위	18,575	31,466	28,006	13,994	38,177	20,714
	2분위	21,787	46,055	31,123	13,251	66,567	21,036
	3분위	20,605	55,653	32,796	13,372	75,258	20,751
	4분위	18,735	61,931	25,730	11,887	86,182	18,595
	5분위	17,832	72,624	29,354	10,824	99,158	17,873
	6분위	16,212	95,360	28,809	10,925	115,438	19,372
	7분위	16,706	120,766	32,586	11,322	138,652	22,401
	8분위	15,442	157,103	33,385	10,940	171,842	24,837
	9분위	15,793	206,430	38,750	10,068	223,623	26,973
	10분위	11,173	379,882	27,888	6,350	397,679	17,372
서	구	84,636	90,346	140,953	50,841	108,930	87,667
	1분위	9,291	30,080	13,917	6,276	39,006	9,128
	2분위	12,696	42,764	17,429	6,932	66,537	10,802
	3분위	12,291	50,043	18,849	6,740	75,259	10,160
	4분위	10,228	59,712	13,735	6,146	86,198	9,503
	5분위	9,528	73,425	15,678	5,903	99,199	9,701
	6분위	8,455	95,407	14,958	5,719	115,325	10,096
	7분위	7,388	119,371	14,321	4,857	138,307	9,412
	8분위	6,402	153,063	13,017	4,058	171,238	8,587
	9분위	5,237	199,927	11,806	2,832	221,723	6,890
	10분위	3,120	379,217	7,243	1,378	403,043	3,388
남	구	72,884	95,521	117,893	41,314	116,770	70,240
	1분위	8,317	29,835	12,207	5,746	38,440	8,363
	2분위	10,665	39,791	14,223	5,204	66,585	7,982
	3분위	9,274	51,192	13,897	5,267	75,333	7,670
	4분위	9,594	53,770	12,118	4,911	86,137	7,296
	5분위	7,439	69,416	11,671	4,161	99,180	6,573
	6분위	6,633	91,272	11,160	3,986	115,418	6,788
	7분위	6,382	117,930	11,558	3,994	138,610	7,302
	8분위	5,481	152,602	10,611	3,375	171,774	6,880
	9분위	5,203	201,153	11,422	2,797	223,217	6,791
	10분위	3,896	395,635	9,026	1,873	430,670	4,595
북	구	218,203	110,176	396,830	145,509	124,237	276,710
	1분위	21,431	32,579	32,644	16,784	38,633	25,577
	2분위	26,831	49,284	39,508	17,942	66,647	29,155
	3분위	26,138	57,218	42,087	17,683	75,277	27,745
	4분위	25,150	61,827	35,016	15,926	86,153	25,453
	5분위	22,790	75,054	38,099	14,658	99,183	24,704
	6분위	22,809	94,291	40,012	14,718	115,361	26,950
	7분위	20,348	121,227	40,991	13,964	138,636	28,722
	8분위	19,055	156,231	42,608	13,204	171,466	31,331
	9분위	18,905	206,853	47,426	12,090	224,143	32,936
	10분위	14,746	390,219	38,439	8,540	406,167	24,137
수	성	203,480	170,167	393,114	143,082	188,583	291,270
	1분위	19,044	33,032	28,989	16,045	37,277	24,500
	2분위	19,711	51,206	29,552	13,900	66,650	22,652
	3분위	18,264	58,344	29,027	12,698	75,382	19,830
	4분위	17,831	63,380	24,792	11,701	86,196	18,475
	5분위	16,095	77,028	25,972	10,795	99,332	17,816
	6분위	15,677	96,927	27,518	10,929	115,431	19,572
	7분위	16,461	120,184	31,401	10,889	139,003	21,256
	8분위	18,395	158,820	39,019	13,313	172,948	29,663
	9분위	26,690	211,208	65,612	18,282	226,438	49,032
	10분위	35,312	495,444	91,232	24,530	538,234	68,474

주 : 1) 연도말 기준 2) 주민등록주소지 기준  
3) 직장은 산정보험료 기준이며, 지역은 부과보험료 기준  
4) 직장보험료는 임의계속가입자와 소득월액 대상자를 제외

# 분위별 현황 <계속> of Contribution in each District <Cont'd>

(단위 : 명, 원)  
Unit : Person, Won

근로자 C.E.		공·교 G. & T.			지역 S.E.			Division
평균보험료 Average Contribution	적용인구 Population under	가입자 Insured	평균보험료 Average Contribution	적용인구 Population under	세대수 Households	평균보험료 Average Contribution	적용인구 Population under	
137,193	51,912	3,390	182,332	7,354	16,622	96,704	26,222	Jung-gu
37,546	5,367	16	38,025	23	939	10,788	1,408	1 decile
66,524	5,146	28	66,153	38	2,033	14,230	2,347	2 decile
75,379	4,723	101	76,149	127	1,399	19,433	2,156	3 decile
86,236	4,644	100	87,362	147	2,534	19,814	2,583	4 decile
99,175	4,154	190	99,661	257	1,438	31,711	2,050	5 decile
115,421	4,547	312	116,304	476	1,403	54,619	2,147	6 decile
138,863	5,178	563	139,673	1,005	1,571	83,689	2,729	7 decile
171,767	5,948	738	171,675	1,596	1,471	121,396	2,634	8 decile
223,628	5,999	929	224,164	2,621	1,900	176,876	3,751	9 decile
459,362	6,206	413	315,773	1,064	1,934	373,638	4,417	10 decile
119,390	189,555	9,190	176,515	20,369	59,927	78,027	98,503	Dong-gu
38,164	20,682	24	45,562	32	4,581	10,968	7,292	1 decile
66,566	20,861	132	66,703	175	8,536	14,214	10,087	2 decile
75,265	20,270	367	75,003	481	7,233	19,409	12,045	3 decile
86,175	18,125	378	86,398	470	6,848	19,835	7,135	4 decile
99,134	17,089	588	99,563	784	7,008	31,642	11,481	5 decile
115,332	18,011	911	116,603	1,361	5,287	53,871	9,437	6 decile
138,525	19,938	1,427	139,530	2,463	5,384	83,154	10,185	7 decile
171,664	20,526	1,811	172,739	4,311	4,502	121,287	8,548	8 decile
223,211	19,453	2,534	224,850	7,520	5,725	176,193	11,777	9 decile
416,289	14,600	1,018	300,207	2,772	4,823	356,450	10,516	10 decile
106,918	83,615	2,049	156,861	4,052	33,795	62,387	53,286	Seo-gu
39,001	9,123	4	47,428	5	3,015	11,500	4,789	1 decile
66,534	10,724	56	66,883	78	5,764	14,174	6,627	2 decile
75,258	10,020	99	75,328	140	5,551	19,426	8,689	3 decile
86,184	9,380	102	87,038	123	4,082	19,833	4,232	4 decile
99,199	9,428	195	99,210	273	3,625	31,453	5,977	5 decile
115,271	9,680	280	116,367	416	2,736	53,775	4,862	6 decile
138,256	8,722	389	138,897	690	2,531	83,033	4,909	7 decile
171,134	7,717	392	172,214	870	2,344	121,596	4,430	8 decile
221,180	5,752	413	224,898	1,138	2,405	174,262	4,916	9 decile
413,508	3,069	119	292,327	319	1,742	360,370	3,855	10 decile
112,580	64,894	2,587	179,502	5,346	31,570	67,713	47,653	Nam-gu
38,439	8,340	13	39,110	23	2,571	10,602	3,844	1 decile
66,583	7,914	50	66,820	68	5,461	14,257	6,241	2 decile
75,335	7,569	87	75,222	101	4,007	19,460	6,227	3 decile
86,125	7,115	124	86,586	181	4,683	19,828	4,822	4 decile
99,135	6,320	184	100,157	253	3,278	31,635	5,098	5 decile
115,321	6,394	283	116,691	394	2,647	54,911	4,372	6 decile
138,460	6,599	398	139,961	703	2,388	83,343	4,256	7 decile
171,610	6,016	405	172,983	864	2,106	121,876	3,731	8 decile
222,466	4,968	672	225,592	1,823	2,406	175,503	4,631	9 decile
460,864	3,659	371	308,431	936	2,023	363,197	4,431	10 decile
119,722	252,247	11,042	179,226	24,463	72,694	82,029	120,120	Buk-gu
38,623	25,539	26	45,039	38	4,647	10,711	7,067	1 decile
66,643	28,951	159	67,139	204	8,889	14,238	10,353	2 decile
75,282	27,183	452	75,074	562	8,455	19,449	14,342	3 decile
86,135	24,811	480	86,737	642	9,224	19,826	9,563	4 decile
99,156	23,758	720	99,707	946	8,132	31,560	13,395	5 decile
115,321	25,372	1,070	115,870	1,578	8,091	55,964	13,062	6 decile
138,480	26,159	1,497	139,942	2,563	6,384	83,147	12,269	7 decile
171,186	26,752	2,006	173,026	4,579	5,851	121,852	11,277	8 decile
223,120	23,314	3,318	226,849	9,622	6,815	176,178	14,490	9 decile
426,529	20,408	1,314	294,192	3,729	6,206	368,272	14,302	10 decile
185,002	243,856	20,050	210,560	47,414	60,398	126,538	101,844	Suseong-gu
37,259	24,406	63	41,732	94	2,999	10,320	4,489	1 decile
66,652	22,369	216	66,562	283	5,811	14,262	6,900	2 decile
75,379	19,373	371	75,487	457	5,566	19,476	9,197	3 decile
86,193	17,818	475	86,263	657	6,130	19,830	6,317	4 decile
99,302	16,751	767	99,723	1,065	5,300	31,598	8,156	5 decile
115,317	17,804	1,179	116,368	1,768	4,748	54,335	7,946	6 decile
138,831	18,176	1,780	139,883	3,080	5,572	83,406	10,145	7 decile
172,318	22,099	3,418	174,773	7,564	5,082	121,810	9,356	8 decile
225,854	28,889	7,293	227,319	20,143	8,408	178,090	16,580	9 decile
588,017	56,171	4,488	315,920	12,303	10,782	398,093	22,758	10 decile

Note : 1) As of the end of the Year 2) Based on the resident place

3) While C.E. is based on estimated contribution S.E. is based on imposed contribution

4) Excluding contributions of the insured recently retired from the company and contributions imposed on the monthly incomes

제 1-8 표  
Table 1-8

시·군·구별 보험료  
Distribution of Contributions by decile

구 분			계 Total			직장 계 I.W. Sub_Total			
			세대수 Households	평균보험료 Average Contribution	적용인구 Population under	가입자 Insured	평균보험료 Average Contribution	적용인구 Population under	
달	서	구	276,804	119,482	505,172	189,650	133,659	362,336	174,549
	1분위		26,099	33,352	39,049	21,040	38,773	31,451	20,995
	2분위		30,599	49,998	44,152	20,851	66,719	32,790	20,634
	3분위		31,481	57,017	49,017	21,165	75,321	32,215	20,646
	4분위		30,426	62,828	41,532	19,698	86,248	30,473	19,075
	5분위		27,825	76,812	45,185	18,601	99,167	30,267	17,763
	6분위		28,892	95,427	49,237	19,180	115,421	33,878	17,935
	7분위		26,491	122,364	52,553	18,667	138,677	37,681	16,815
	8분위		25,616	157,509	56,149	18,244	171,823	42,369	15,449
	9분위		26,774	209,247	68,706	18,163	224,826	50,733	13,150
	10분위		22,601	406,758	59,592	14,041	426,119	40,479	12,087
달	성	군	138,340	112,146	262,934	97,297	127,269	192,230	91,454
	1분위		15,970	26,254	22,966	8,972	39,202	13,332	8,955
	2분위		15,137	51,196	24,890	10,549	66,780	16,758	10,468
	3분위		15,695	55,820	22,368	10,521	75,310	16,279	10,309
	4분위		10,594	83,146	16,735	10,099	86,223	15,997	9,882
	5분위		14,359	77,353	24,585	9,704	99,391	16,236	9,332
	6분위		14,630	99,867	26,973	10,879	115,696	20,200	10,333
	7분위		17,192	121,833	34,800	11,645	138,561	24,761	10,730
	8분위		14,641	158,970	34,980	10,973	171,672	27,610	9,785
	9분위		12,678	209,629	34,820	9,149	222,984	27,330	7,405
	10분위		7,444	391,128	19,817	4,806	395,974	13,727	4,255
군	위	군	11,264	89,502	18,363	5,758	119,291	10,060	5,191
	1분위		2,625	18,305	3,433	838	38,467	1,212	838
	2분위		1,212	50,593	1,818	827	67,020	1,263	808
	3분위		1,142	54,683	1,629	750	74,782	1,171	734
	4분위		586	81,027	907	541	86,082	840	526
	5분위		1,168	67,831	1,740	629	99,284	915	585
	6분위		1,149	83,756	1,943	549	115,698	909	505
	7분위		1,285	103,166	2,249	464	137,600	832	413
	8분위		801	143,658	1,570	363	172,659	783	277
	9분위		764	202,797	1,797	433	225,757	1,166	224
	10분위		532	396,267	1,277	364	401,968	969	281
울	산		595,838	138,334	1,128,901	424,774	159,675	854,401	398,980
	1분위		48,693	29,731	69,373	33,796	38,301	47,492	33,730
	2분위		54,492	47,283	76,279	34,376	66,464	50,503	33,972
	3분위		54,166	54,668	80,194	34,364	75,415	49,364	33,704
	4분위		56,910	64,645	74,550	38,329	86,368	55,254	37,398
	5분위		59,987	79,873	91,178	42,608	99,504	63,780	41,033
	6분위		55,828	99,086	93,347	40,767	115,604	68,646	38,397
	7분위		59,759	123,611	112,079	42,916	138,908	82,666	39,543
	8분위		61,481	159,421	130,586	45,780	172,187	102,882	41,315
	9분위		66,425	212,696	167,196	49,163	225,584	132,984	40,905
	10분위		78,097	385,683	234,119	62,675	390,231	200,830	58,983
중	구		109,126	135,235	204,631	74,944	158,687	149,706	69,771
	1분위		8,939	31,180	13,008	6,639	38,200	9,317	6,629
	2분위		11,306	44,269	15,317	6,516	66,351	9,725	6,438
	3분위		10,201	53,231	15,604	6,153	75,468	8,858	6,028
	4분위		10,821	60,695	13,948	6,652	86,310	9,647	6,479
	5분위		10,731	76,735	16,596	7,139	99,409	10,827	6,824
	6분위		9,525	97,432	15,996	6,730	115,563	11,318	6,262
	7분위		10,365	123,174	19,179	7,397	139,133	13,851	6,662
	8분위		11,013	159,068	22,996	8,182	171,924	17,933	7,176
	9분위		11,695	210,391	28,492	8,169	225,117	21,534	6,568
	10분위		14,530	381,149	43,495	11,367	387,607	36,696	10,705
남	구		169,478	150,059	313,432	119,704	172,193	235,923	110,527
	1분위		12,363	32,610	17,767	9,911	38,000	13,953	9,895
	2분위		15,330	46,703	20,476	9,523	66,452	13,759	9,385
	3분위		14,693	55,231	21,617	9,382	75,467	13,198	9,171
	4분위		17,369	58,822	21,798	10,187	86,320	14,456	9,890
	5분위		16,035	79,186	23,576	11,250	99,404	16,427	10,677
	6분위		15,335	98,440	24,558	10,987	115,627	17,882	10,158
	7분위		15,862	124,469	28,361	11,752	138,857	21,352	10,603
	8분위		16,836	158,781	33,761	12,288	172,256	26,119	10,717
	9분위		19,541	212,122	46,298	14,101	225,640	35,804	11,114
	10분위		26,114	417,683	75,220	20,323	427,908	62,973	18,917

주 : 1) 연도말 기준 2) 주민등록주소지 기준  
3) 직장은 산정보험료 기준이며, 지역은 부과보험료 기준  
4) 직장보험료는 임의계속가입자와 소득월액 대상자를 제외

# 분위별 현황 <계속> of Contribution in each District <Cont'd>

(단위 : 명, 원)  
Unit : Person, Won

근로자 C.E.		공·교 G. & T.			지역 S.E.			Division
평균보험료 Average Contribution	적용인구 Population under	가입자 Insured	평균보험료 Average Contribution	적용인구 Population under	세대수 Households	평균보험료 Average Contribution	적용인구 Population under	
129,179	327,870	15,101	185,447	34,466	87,154	88,632	142,836	Dalseo-gu
38,763	31,383	45	43,600	68	5,059	10,804	7,598	1 decile
66,716	32,521	217	67,074	269	9,748	14,230	11,362	2 decile
75,317	31,563	519	75,469	652	10,316	19,463	16,802	3 decile
86,238	29,631	623	86,550	842	10,728	19,826	11,059	4 decile
99,139	29,108	838	99,761	1,159	9,224	31,733	14,918	5 decile
115,351	32,030	1,245	116,423	1,848	9,712	55,944	15,359	6 decile
138,606	34,402	1,852	139,327	3,279	7,824	83,442	14,872	7 decile
171,522	35,876	2,795	173,489	6,493	7,372	122,085	13,780	8 decile
223,847	36,201	5,013	227,394	14,532	8,611	176,387	17,973	9 decile
447,068	35,155	1,954	296,528	5,324	8,560	375,000	19,113	10 decile
124,108	178,824	5,843	176,745	13,406	41,043	76,294	70,704	Dalseong-gun
39,195	13,304	17	42,688	28	6,998	9,654	9,634	1 decile
66,774	16,644	81	67,598	114	4,588	15,362	8,132	2 decile
75,302	16,011	212	75,679	268	5,174	16,189	6,089	3 decile
86,215	15,712	217	86,593	285	495	20,374	738	4 decile
99,382	15,743	372	99,616	493	4,655	31,413	8,349	5 decile
115,647	19,434	546	116,621	766	3,751	53,956	6,773	6 decile
138,462	23,164	915	139,722	1,597	5,547	86,715	10,039	7 decile
171,596	24,722	1,188	172,296	2,888	3,668	120,973	7,370	8 decile
222,376	21,872	1,744	225,566	5,458	3,529	175,006	7,490	9 decile
408,465	12,218	551	299,519	1,509	2,638	382,298	6,090	10 decile
111,574	8,725	567	189,939	1,335	5,506	58,350	8,303	Gunwi-gun
38,467	1,212	-	-	-	1,787	8,851	2,221	1 decile
67,099	1,241	19	63,648	22	385	15,308	555	2 decile
74,738	1,151	16	76,791	20	392	16,229	458	3 decile
86,097	825	15	85,549	15	45	20,248	67	4 decile
99,266	854	44	99,526	61	539	31,125	825	5 decile
115,618	857	44	116,618	52	600	54,530	1,034	6 decile
137,516	742	51	138,277	90	821	83,706	1,417	7 decile
172,017	568	86	174,729	215	438	119,622	787	8 decile
222,906	532	209	228,814	634	331	172,761	631	9 decile
433,285	743	83	295,942	226	168	383,916	308	10 decile
<b>157,879</b>	<b>799,515</b>	<b>25,794</b>	<b>187,457</b>	<b>54,886</b>	<b>171,064</b>	<b>85,342</b>	<b>274,500</b>	Ulsan
38,285	47,391	66	46,465	101	14,897	10,287	21,881	1 decile
66,464	50,018	404	66,469	485	20,116	14,504	25,776	2 decile
75,409	48,602	660	75,702	762	19,802	18,664	30,830	3 decile
86,348	54,077	931	87,159	1,177	18,581	19,834	19,296	4 decile
99,478	61,773	1,575	100,174	2,007	17,379	31,743	27,398	5 decile
115,553	65,346	2,370	116,428	3,300	15,061	54,377	24,701	6 decile
138,882	77,232	3,373	139,206	5,434	16,843	84,634	29,413	7 decile
172,031	93,243	4,465	173,625	9,639	15,701	122,202	27,704	8 decile
225,324	110,553	8,258	226,870	22,431	17,262	175,992	34,212	9 decile
395,630	191,280	3,692	303,969	9,550	15,422	367,200	33,289	10 decile
156,832	138,863	5,173	183,696	10,843	34,182	83,817	54,925	Jung-gu
38,188	9,298	10	45,772	19	2,300	10,918	3,691	1 decile
66,354	9,635	78	66,106	90	4,790	14,229	5,592	2 decile
75,456	8,718	125	76,043	140	4,048	19,431	6,746	3 decile
86,296	9,410	173	86,856	237	4,169	19,824	4,301	4 decile
99,362	10,413	315	100,430	414	3,592	31,670	5,769	5 decile
115,493	10,647	468	116,497	671	2,795	53,774	4,678	6 decile
139,103	12,707	735	139,401	1,144	2,968	83,402	5,328	7 decile
171,763	15,804	1,006	173,068	2,129	2,831	121,913	5,063	8 decile
224,946	17,222	1,601	225,818	4,312	3,526	176,276	6,958	9 decile
393,280	35,009	662	295,857	1,687	3,163	357,943	6,799	10 decile
170,769	216,936	9,177	189,341	18,987	49,774	96,827	77,509	Nam-gu
37,988	13,930	16	45,771	23	2,452	10,823	3,814	1 decile
66,454	13,599	138	66,358	160	5,807	14,317	6,717	2 decile
75,464	12,955	211	75,602	243	5,311	19,483	8,419	3 decile
86,301	14,089	297	86,969	367	7,182	19,819	7,342	4 decile
99,368	15,700	573	100,071	727	4,785	31,652	7,149	5 decile
115,562	16,727	829	116,415	1,155	4,348	55,010	6,676	6 decile
138,846	19,550	1,149	138,958	1,802	4,110	83,329	7,009	7 decile
171,987	22,845	1,571	174,093	3,274	4,548	122,375	7,642	8 decile
225,326	28,111	2,987	226,807	7,693	5,440	177,082	10,494	9 decile
437,434	59,430	1,406	299,736	3,543	5,791	381,799	12,247	10 decile

Note : 1) As of the end of the Year 2) Based on the resident place

3) While C.E. is based on estimated contribution S.E. is based on imposed contribution

4) Excluding contributions of the insured recently retired from the company and contributions imposed on the monthly incomes

제 1-8 표  
Table 1-8

시·군·구별 보험료  
Distribution of Contributions by decile

구 분		계 Total			직장 계 I.W. Sub_Total			가입자 Insured
		세대수 Households	평균보험료 Average Contribution	적용인구 Population under	가입자 Insured	평균보험료 Average Contribution	적용인구 Population under	
동	구	82,635	126,939	157,961	60,364	147,268	122,397	58,427
	1분위	5,748	31,741	8,299	4,380	38,251	6,022	4,377
	2분위	7,003	45,098	9,352	4,168	66,062	5,920	4,128
	3분위	7,831	53,771	12,468	4,802	75,367	7,001	4,737
	4분위	9,489	62,774	12,248	6,116	86,464	8,770	6,026
	5분위	9,865	81,672	15,030	7,249	99,756	10,846	7,100
	6분위	8,607	101,764	14,833	6,672	115,663	11,552	6,415
	7분위	8,063	126,713	16,029	6,282	139,049	12,746	5,978
	8분위	8,623	160,953	18,422	6,580	172,568	15,014	6,211
	9분위	9,036	214,911	24,843	7,146	225,227	21,109	6,684
	10분위	8,370	351,431	26,437	6,969	350,516	23,417	6,771
북	구	112,708	145,834	230,792	86,915	162,863	187,333	82,605
	1분위	7,283	33,909	10,425	5,921	39,218	8,256	5,898
	2분위	9,137	52,365	12,848	6,644	66,667	9,839	6,566
	3분위	9,408	59,341	14,436	6,706	75,397	9,539	6,582
	4분위	10,982	65,766	14,445	7,584	86,351	10,944	7,323
	5분위	11,200	81,588	17,274	8,247	99,433	12,500	7,976
	6분위	10,310	100,297	18,125	7,762	115,544	13,738	7,307
	7분위	11,580	126,303	23,230	8,929	139,037	18,337	8,238
	8분위	12,313	162,271	28,470	9,897	172,081	23,932	9,052
	9분위	13,411	216,065	36,784	10,602	226,579	30,958	9,373
	10분위	17,084	358,499	54,755	14,623	359,433	49,290	14,290
울	주	121,891	125,597	222,085	82,847	148,178	159,042	77,650
	1분위	14,360	23,426	19,874	6,945	38,079	9,944	6,931
	2분위	11,716	48,292	18,286	7,525	66,621	11,260	7,455
	3분위	12,033	52,127	16,069	7,321	75,349	10,768	7,186
	4분위	8,249	82,745	12,111	7,790	86,420	11,437	7,680
	5분위	12,156	80,510	18,702	8,723	99,569	13,180	8,456
	6분위	12,051	98,268	19,835	8,616	115,615	14,156	8,255
	7분위	13,889	118,909	25,280	8,556	138,543	16,380	8,062
	8분위	12,696	156,773	26,937	8,833	172,167	19,884	8,159
	9분위	12,742	210,576	30,779	9,145	225,040	23,579	7,166
	10분위	11,999	384,126	34,212	9,393	389,297	28,454	8,300
경	북	1,324,453	107,654	2,351,668	818,021	133,227	1,549,623	741,580
	1분위	192,254	23,039	267,961	90,435	38,322	132,091	90,127
	2분위	151,543	46,304	222,886	91,888	66,810	141,681	90,121
	3분위	141,786	53,777	211,390	88,738	75,217	134,402	85,520
	4분위	114,073	66,300	158,627	79,860	86,192	121,805	76,091
	5분위	129,674	73,086	209,032	79,474	99,370	126,192	72,982
	6분위	132,730	92,345	225,202	81,707	115,463	140,039	73,768
	7분위	133,425	116,741	254,694	79,212	138,704	156,064	68,990
	8분위	116,863	154,658	252,030	76,893	171,839	177,827	64,282
	9분위	118,383	210,435	293,865	83,554	225,288	223,496	62,544
	10분위	93,722	380,407	255,981	66,260	384,309	196,026	57,155
포항시남구	구	116,882	124,847	209,633	75,958	155,094	145,866	71,600
	1분위	15,030	23,485	20,611	7,261	38,106	9,994	7,255
	2분위	12,550	42,253	17,939	6,656	66,595	9,744	6,599
	3분위	11,671	49,808	16,290	6,508	75,287	9,387	6,387
	4분위	8,730	67,137	11,774	6,216	86,250	9,071	6,040
	5분위	10,877	75,328	16,785	7,018	99,542	10,661	6,668
	6분위	10,450	96,509	17,123	7,166	115,803	11,617	6,701
	7분위	11,812	120,378	21,497	7,746	138,947	14,555	7,133
	8분위	11,154	159,633	24,084	8,424	172,013	19,068	7,631
	9분위	12,695	213,031	29,908	9,689	224,670	23,966	8,580
	10분위	11,913	403,507	33,622	9,274	410,183	27,803	8,606
포항시북구	구	136,755	123,396	254,207	91,813	145,023	181,306	83,297
	1분위	15,185	28,145	21,589	9,755	38,163	13,872	9,726
	2분위	14,149	45,967	20,205	8,562	66,551	13,057	8,432
	3분위	13,088	54,622	19,560	8,294	75,399	12,165	8,097
	4분위	11,690	63,887	15,740	7,752	86,260	11,625	7,441
	5분위	13,150	73,392	20,873	8,106	99,431	12,735	7,572
	6분위	12,628	95,057	21,537	8,385	115,724	14,385	7,575
	7분위	13,710	120,541	26,478	9,053	139,240	17,960	7,842
	8분위	14,292	159,280	31,918	10,633	172,213	25,098	8,954
	9분위	15,800	212,161	39,943	11,796	224,557	31,916	9,421
	10분위	13,063	374,254	36,364	9,477	375,856	28,493	8,237

주 : 1) 연도말 기준 2) 주민등록주소지 기준  
3) 직장은 산정보험료 기준이며, 지역은 부과보험료 기준  
4) 직장보험료는 임의계속가입자와 소득월액 대상자를 제외

# 분위별 현황 <계속>

## of Contribution in each District <Cont'd>

(단위 : 명, 원)

Unit : Person, Won

근로자 C.E.		공·교 G. & T.			지역 S.E.			Division
평균보험료 Average Contribution	적용인구 Population under	가입자 Insured	평균보험료 Average Contribution	적용인구 Population under	세대수 Households	평균보험료 Average Contribution	적용인구 Population under	
146,476	118,668	1,937	171,148	3,729	22,271	71,839	35,564	Dong-gu
38,240	6,011	3	53,813	11	1,368	10,897	2,277	1 decile
66,061	5,873	40	66,191	47	2,835	14,276	3,432	2 decile
75,360	6,930	65	75,879	71	3,029	19,534	5,467	3 decile
86,461	8,655	90	86,667	115	3,373	19,819	3,478	4 decile
99,745	10,657	149	100,279	189	2,616	31,559	4,184	5 decile
115,618	11,190	257	116,775	362	1,935	53,841	3,281	6 decile
139,047	12,237	304	139,078	509	1,781	83,205	3,283	7 decile
172,508	14,270	369	173,581	744	2,043	123,543	3,408	8 decile
225,190	19,921	462	225,754	1,188	1,890	175,909	3,734	9 decile
351,847	22,924	198	305,007	493	1,401	355,980	3,020	10 decile
162,467	178,193	4,310	170,449	9,140	25,793	88,451	43,459	Buk-gu
39,199	8,229	23	44,218	27	1,362	10,828	2,169	1 decile
66,661	9,743	78	67,190	96	2,493	14,250	3,009	2 decile
75,398	9,395	124	75,338	144	2,702	19,492	4,897	3 decile
86,296	10,633	261	87,891	311	3,398	19,822	3,501	4 decile
99,412	12,160	271	100,046	340	2,953	31,751	4,774	5 decile
115,500	13,116	455	116,247	622	2,548	53,851	4,387	6 decile
138,993	17,161	691	139,563	1,176	2,651	83,414	4,893	7 decile
172,017	21,958	845	172,767	1,974	2,416	122,084	4,538	8 decile
226,705	27,402	1,229	225,620	3,556	2,809	176,381	5,826	9 decile
361,064	48,396	333	289,421	894	2,461	352,949	5,465	10 decile
144,170	146,855	5,197	208,056	12,187	39,044	77,682	63,043	Uiju-gun
38,055	9,923	14	49,871	21	7,415	9,702	9,930	1 decile
66,623	11,168	70	66,448	92	4,191	15,381	7,026	2 decile
75,341	10,604	135	75,794	164	4,712	16,047	5,301	3 decile
86,414	11,290	110	86,811	147	459	20,377	674	4 decile
99,550	12,843	267	100,166	337	3,433	32,081	5,522	5 decile
115,583	13,666	361	116,354	490	3,435	54,756	5,679	6 decile
138,511	15,577	494	139,073	803	5,333	87,409	8,900	7 decile
171,977	18,366	674	174,465	1,518	3,863	121,575	7,053	8 decile
223,987	17,897	1,979	228,852	5,682	3,597	173,804	7,200	9 decile
398,611	25,521	1,093	318,572	2,933	2,606	365,486	5,758	10 decile
<b>128,937</b>	<b>1,383,385</b>	<b>76,441</b>	<b>174,847</b>	<b>166,238</b>	<b>506,432</b>	<b>66,348</b>	<b>802,045</b>	<b>Gyeongbuk</b>
38,315	131,650	308	40,342	441	101,819	9,465	135,870	1 decile
66,813	139,341	1,767	66,641	2,340	59,655	14,717	81,205	2 decile
75,201	130,324	3,218	75,643	4,078	53,048	17,912	76,988	3 decile
86,167	116,809	3,769	86,690	4,996	34,213	19,868	36,822	4 decile
99,311	117,311	6,492	100,039	8,881	50,200	31,474	82,840	5 decile
115,436	128,093	7,939	115,717	11,946	51,023	55,325	85,163	6 decile
138,652	137,806	10,222	139,055	18,258	54,213	84,650	98,630	7 decile
171,570	147,994	12,611	173,210	29,833	39,970	121,607	74,203	8 decile
224,466	162,394	21,010	227,734	61,102	34,829	174,803	70,369	9 decile
398,177	171,663	9,105	297,255	24,363	27,462	370,994	59,955	10 decile
153,267	136,634	4,358	185,120	9,232	40,924	68,706	63,767	Nam-gu
38,102	9,983	6	42,838	11	7,769	9,820	10,617	1 decile
66,595	9,668	57	66,618	76	5,894	14,764	8,195	2 decile
75,280	9,230	121	75,661	157	5,163	17,691	6,903	3 decile
86,201	8,846	176	87,920	225	2,514	19,881	2,703	4 decile
99,524	10,200	350	99,887	461	3,859	31,291	6,124	5 decile
115,782	10,955	465	116,100	662	3,284	54,408	5,506	6 decile
138,929	13,575	613	139,156	980	4,066	85,004	6,942	7 decile
171,895	17,300	793	173,152	1,768	2,730	121,429	5,016	8 decile
224,483	20,971	1,109	226,117	2,995	3,006	175,515	5,942	9 decile
416,952	25,906	668	322,973	1,897	2,639	380,047	5,819	10 decile
141,109	162,220	8,516	183,307	19,086	44,942	79,215	72,901	Buk-gu
38,159	13,821	29	39,618	51	5,430	10,148	7,717	1 decile
66,548	12,886	130	66,744	171	5,587	14,423	7,148	2 decile
75,390	11,921	197	75,790	244	4,794	18,677	7,395	3 decile
86,218	11,199	311	87,277	426	3,938	19,845	4,115	4 decile
99,388	12,003	534	100,038	732	5,044	31,548	8,138	5 decile
115,723	13,173	810	115,739	1,212	4,243	54,214	7,152	6 decile
139,187	15,816	1,211	139,581	2,144	4,657	84,191	8,518	7 decile
172,160	21,211	1,679	172,496	3,887	3,659	121,696	6,820	8 decile
223,881	25,039	2,375	227,239	6,877	4,004	175,643	8,027	9 decile
388,292	25,151	1,240	293,246	3,342	3,586	370,021	7,871	10 decile

Note : 1) As of the end of the Year 2) Based on the resident place

3) While C.E. is based on estimated contribution S.E. is based on imposed contribution

4) Excluding contributions of the insured recently retired from the company and contributions imposed on the monthly incomes

제 1-8 표  
Table 1-8

시·군·구별 보험료  
Distribution of Contributions by decile

구 분	계 Total			직장 계 I.W. Sub_Total			가입자 Insured
	세대수 Households	평균보험료 Average Contribution	적용인구 Population under	가입자 Insured	평균보험료 Average Contribution	적용인구 Population under	
경주시	136,178	112,167	236,394	85,219	133,472	156,484	79,021
1분위	18,180	24,771	25,154	9,672	38,130	13,714	9,658
2분위	15,732	46,714	22,722	9,624	67,023	14,509	9,550
3분위	13,836	54,079	19,852	8,730	75,246	12,611	8,610
4분위	11,765	68,337	15,879	8,597	86,198	12,464	8,292
5분위	12,654	75,397	19,430	8,191	99,332	12,350	7,683
6분위	12,705	94,969	21,151	8,422	115,474	14,008	7,869
7분위	13,623	116,886	24,829	8,024	138,745	15,172	7,313
8분위	14,542	150,922	29,111	8,167	172,126	18,228	7,074
9분위	12,763	210,205	31,445	8,782	225,916	23,643	6,827
10분위	10,378	376,438	26,821	7,010	381,372	19,785	6,145
김천시	68,661	105,021	124,090	42,736	129,713	82,122	38,319
1분위	10,010	23,940	14,246	5,087	37,926	7,677	5,077
2분위	7,881	45,233	11,152	4,614	66,995	7,050	4,517
3분위	6,774	55,205	10,450	4,386	75,167	6,596	4,280
4분위	6,109	65,018	8,497	4,161	86,163	6,432	4,013
5분위	7,124	73,269	11,676	4,384	99,295	7,082	4,024
6분위	6,892	92,043	11,777	4,208	115,566	7,223	3,778
7분위	6,860	115,996	13,367	4,048	138,436	7,877	3,433
8분위	6,273	156,066	13,688	4,234	172,795	9,723	3,433
9분위	6,448	209,094	17,045	4,582	223,252	13,124	3,257
10분위	4,290	364,627	12,192	3,032	368,276	9,338	2,507
안동시	77,071	100,648	134,225	47,486	122,696	87,393	39,740
1분위	12,167	24,120	17,015	6,426	37,308	9,317	6,413
2분위	9,297	45,575	13,499	5,548	66,615	8,860	5,434
3분위	8,578	55,826	13,174	5,626	75,351	8,557	5,405
4분위	7,216	65,150	10,073	4,932	86,125	7,648	4,513
5분위	7,893	71,506	12,660	4,663	99,302	7,427	4,027
6분위	7,304	92,733	12,711	4,586	115,313	8,011	3,775
7분위	7,341	117,131	13,856	4,439	138,807	8,456	3,363
8분위	6,353	153,680	13,487	4,111	171,375	9,291	2,934
9분위	6,468	208,879	16,304	4,360	225,148	12,108	2,091
10분위	4,454	373,138	11,446	2,795	384,302	7,718	1,785
구미시	218,521	123,460	413,089	150,532	147,273	302,978	141,435
1분위	18,656	30,012	28,102	12,683	39,390	19,049	12,628
2분위	23,270	47,673	33,764	14,813	66,596	22,833	14,496
3분위	23,422	53,482	37,264	14,374	75,185	22,223	13,927
4분위	23,167	57,734	30,900	13,229	86,212	20,653	12,874
5분위	21,470	76,326	35,166	14,164	99,392	23,146	13,499
6분위	22,691	98,706	39,267	16,509	115,404	28,547	15,629
7분위	22,313	123,122	44,334	16,012	138,661	32,581	14,606
8분위	19,962	158,114	44,279	14,550	171,591	34,114	12,701
9분위	22,080	214,669	55,383	16,993	226,472	44,803	14,783
10분위	21,490	381,449	64,630	17,205	382,663	55,029	16,292
영주시	48,471	100,182	85,799	27,884	126,369	52,807	24,080
1분위	7,554	23,018	10,622	3,548	38,340	5,336	3,520
2분위	6,446	44,738	9,457	3,757	66,427	6,057	3,564
3분위	5,264	53,469	8,125	3,241	75,287	4,969	3,136
4분위	4,343	63,023	6,017	2,831	86,080	4,398	2,664
5분위	4,888	67,555	8,076	2,605	99,346	4,186	2,229
6분위	4,348	89,202	7,787	2,474	115,362	4,321	2,061
7분위	4,515	113,341	8,701	2,434	138,680	4,748	1,904
8분위	3,645	149,715	7,707	2,061	171,878	4,722	1,577
9분위	4,181	209,467	10,621	2,753	227,282	7,754	1,745
10분위	3,287	361,188	8,686	2,180	361,785	6,316	1,680
영천시	50,926	94,273	85,310	29,601	116,731	52,401	27,088
1분위	8,393	22,378	11,455	3,719	38,312	5,502	3,695
2분위	6,605	45,772	9,332	3,919	67,118	5,964	3,851
3분위	5,688	53,854	8,489	3,558	75,221	5,327	3,482
4분위	4,500	66,999	6,197	3,196	86,221	4,778	2,984
5분위	5,158	72,825	8,149	3,150	99,351	4,943	2,897
6분위	5,118	93,001	8,648	3,227	115,765	5,420	2,929
7분위	5,460	113,016	10,342	2,891	138,599	5,639	2,548
8분위	4,176	150,860	8,777	2,441	171,927	5,636	2,078
9분위	3,553	205,233	8,520	2,204	224,623	5,853	1,585
10분위	2,275	384,663	5,401	1,296	389,398	3,339	1,039

주 : 1) 연도말 기준 2) 주민등록주소지 기준

3) 직장은 산정보험료 기준이며, 지역은 부과보험료 기준

4) 직장보험료는 임의계속가입자와 소득월액 대상자를 제외



# 분위별 현황 <계속> of Contribution in each District <Cont'd>

(단위 : 명, 원)  
Unit : Person, Won

근로자 C.E.		공·교 G. & T.			지역 S.E.			Division
평균보험료 Average Contribution	적용인구 Population under	가입자 Insured	평균보험료 Average Contribution	적용인구 Population under	세대수 Households	평균보험료 Average Contribution	적용인구 Population under	
129,438	142,641	6,198	184,904	13,843	50,959	76,539	79,910	Gyeongju-si
38,125	13,692	14	41,619	22	8,508	9,585	11,440	1 decile
67,021	14,402	74	67,247	107	6,108	14,715	8,213	2 decile
75,229	12,458	120	76,456	153	5,106	17,890	7,241	3 decile
86,135	12,105	305	87,913	359	3,168	19,868	3,415	4 decile
99,281	11,672	508	100,103	678	4,463	31,469	7,080	5 decile
115,459	13,205	553	115,684	803	4,283	54,649	7,143	6 decile
138,739	13,870	711	138,801	1,302	5,599	85,559	9,657	7 decile
171,767	15,673	1,093	174,449	2,555	6,375	123,758	10,883	8 decile
225,267	18,034	1,955	228,182	5,609	3,981	175,548	7,802	9 decile
393,688	17,530	865	293,883	2,255	3,368	366,168	7,036	10 decile
123,956	72,009	4,417	179,657	10,113	25,925	64,317	41,968	Gimcheon-si
37,904	7,665	10	48,814	12	4,923	9,489	6,569	1 decile
67,027	6,920	97	65,530	130	3,267	14,497	4,102	2 decile
75,124	6,462	106	76,925	134	2,388	18,541	3,854	3 decile
86,161	6,219	148	86,208	213	1,948	19,851	2,065	4 decile
99,248	6,566	360	99,818	516	2,740	31,628	4,594	5 decile
115,498	6,585	430	116,165	638	2,684	55,162	4,554	6 decile
138,278	6,788	615	139,322	1,089	2,812	83,692	5,490	7 decile
172,537	7,761	801	173,901	1,962	2,039	121,329	3,965	8 decile
221,617	9,122	1,325	227,270	4,002	1,866	174,328	3,921	9 decile
384,053	7,921	525	292,941	1,417	1,258	355,833	2,854	10 decile
111,767	70,350	7,746	178,763	17,043	29,585	65,260	46,832	Andong-si
37,304	9,292	13	39,405	25	5,741	9,358	7,698	1 decile
66,614	8,716	114	66,694	144	3,749	14,439	4,639	2 decile
75,313	8,281	221	76,273	276	2,952	18,615	4,617	3 decile
86,092	7,142	419	86,480	506	2,284	19,856	2,425	4 decile
99,228	6,562	636	99,767	865	3,230	31,379	5,233	5 decile
115,216	6,808	811	115,766	1,203	2,718	54,633	4,700	6 decile
138,846	6,541	1,076	138,685	1,915	2,902	83,975	5,400	7 decile
170,493	6,542	1,177	173,573	2,749	2,242	121,234	4,196	8 decile
222,141	5,451	2,269	227,919	6,657	2,108	175,231	4,196	9 decile
436,212	5,015	1,010	292,562	2,703	1,659	354,330	3,728	10 decile
145,741	284,189	9,097	171,098	18,789	67,989	70,736	110,111	Gumi-si
39,382	18,971	55	41,189	78	5,973	10,098	9,053	1 decile
66,606	22,436	317	66,103	397	8,457	14,530	10,931	2 decile
75,171	21,695	447	75,641	528	9,048	19,003	15,041	3 decile
86,227	20,191	355	85,643	462	9,938	19,825	10,247	4 decile
99,329	22,259	665	100,688	887	7,306	31,609	12,020	5 decile
115,372	27,272	880	115,971	1,275	6,182	54,113	10,720	6 decile
138,559	30,239	1,406	139,719	2,342	6,301	83,634	11,753	7 decile
171,395	29,981	1,849	172,935	4,133	5,412	121,881	10,165	8 decile
226,587	38,509	2,210	225,704	6,294	5,087	175,239	10,580	9 decile
386,613	52,636	913	312,187	2,393	4,285	376,576	9,601	10 decile
119,135	44,626	3,804	172,165	8,181	20,587	64,713	32,992	Yeongju-si
38,380	5,297	28	33,298	39	4,006	9,447	5,286	1 decile
66,410	5,815	193	66,726	242	2,689	14,435	3,400	2 decile
75,251	4,835	105	76,369	134	2,023	18,515	3,156	3 decile
86,026	4,184	167	86,942	214	1,512	19,851	1,619	4 decile
99,212	3,698	376	100,143	488	2,283	31,280	3,890	5 decile
115,305	3,702	413	115,642	619	1,874	54,666	3,466	6 decile
138,664	3,773	530	138,738	975	2,081	83,704	3,953	7 decile
171,342	3,472	484	173,627	1,250	1,584	120,878	2,985	8 decile
226,534	4,802	1,008	228,577	2,952	1,428	175,122	2,867	9 decile
383,043	5,048	500	290,362	1,268	1,107	360,012	2,370	10 decile
112,145	47,028	2,513	166,161	5,373	21,325	63,099	32,909	Yeongcheon-si
38,329	5,471	24	35,671	31	4,674	9,700	5,953	1 decile
67,103	5,872	68	67,937	92	2,686	14,627	3,368	2 decile
75,219	5,230	76	75,288	97	2,130	18,162	3,162	3 decile
86,176	4,463	212	86,864	315	1,304	19,886	1,419	4 decile
99,341	4,582	253	99,474	361	2,008	31,212	3,206	5 decile
115,761	4,964	298	115,806	456	1,891	54,155	3,228	6 decile
138,569	5,038	343	138,823	601	2,569	84,226	4,703	7 decile
171,808	4,775	363	172,613	861	1,735	121,219	3,141	8 decile
222,238	4,009	619	230,730	1,844	1,349	173,552	2,667	9 decile
413,363	2,624	257	292,512	715	979	378,394	2,062	10 decile

Note : 1) As of the end of the Year 2) Based on the resident place

3) While C.E. is based on estimated contribution S.E. is based on imposed contribution

4) Excluding contributions of the insured recently retired from the company and contributions imposed on the monthly incomes

제 1-8 표  
Table 1-8

시·군·구별 보험료  
Distribution of Contributions by decile

구 분		계 Total			직장 계 I.W. Sub_Total			
		세대수 Households	평균보험료 Average Contribution	적용인구 Population under	가입자 Insured	평균보험료 Average Contribution	적용인구 Population under	
상	주 시	44,006	89,883	77,031	23,145	116,287	43,155	19,838
1분위		8,584	20,348	12,049	3,283	38,384	5,008	3,273
2분위		5,602	44,253	8,467	3,179	66,860	5,146	3,140
3분위		4,789	54,964	7,476	3,096	75,098	4,918	2,968
4분위		3,530	65,489	5,218	2,430	86,132	3,991	2,323
5분위		4,270	64,327	7,150	2,067	99,357	3,451	1,799
6분위		4,214	84,549	7,716	2,094	115,409	3,746	1,713
7분위		4,456	109,122	8,741	2,078	138,277	4,162	1,667
8분위		3,251	149,045	7,147	1,818	171,146	4,355	1,335
9분위		3,272	206,196	8,127	1,985	226,874	5,472	910
10분위		2,038	373,894	4,940	1,115	372,405	2,906	710
문	경 시	33,938	92,766	57,518	18,819	116,967	33,663	15,897
1분위		6,371	20,697	8,696	2,636	37,295	3,866	2,617
2분위		4,274	43,882	6,212	2,408	66,635	3,803	2,362
3분위		3,921	54,591	5,954	2,514	75,021	3,880	2,134
4분위		2,852	66,321	4,000	1,999	86,142	3,055	1,809
5분위		3,439	71,418	5,579	2,030	99,295	3,271	1,781
6분위		3,107	89,141	5,495	1,784	115,245	3,116	1,505
7분위		3,252	111,640	6,191	1,654	138,073	3,236	1,321
8분위		2,546	149,534	5,358	1,433	171,634	3,253	1,058
9분위		2,477	204,198	5,946	1,464	225,442	3,882	741
10분위		1,699	384,662	4,087	897	412,588	2,301	569
경	산 시	144,609	100,419	253,842	88,684	119,184	166,086	81,561
1분위		17,049	26,552	24,846	9,916	38,452	14,761	9,884
2분위		17,300	47,791	25,931	10,964	66,905	17,212	10,798
3분위		17,727	54,593	26,770	11,372	75,184	17,556	10,682
4분위		14,308	66,044	20,295	9,975	86,112	15,716	9,552
5분위		14,109	75,175	23,384	9,088	99,260	14,905	8,594
6분위		19,108	86,455	29,919	9,202	115,447	16,557	8,487
7분위		14,116	118,621	28,250	8,838	138,560	18,481	7,929
8분위		12,466	154,468	27,785	8,248	171,287	19,842	7,113
9분위		11,193	205,626	28,289	7,003	223,755	19,671	5,301
10분위		7,233	375,366	18,373	4,078	385,535	11,385	3,221
의	성 군	22,948	76,884	37,627	11,107	109,784	19,304	9,499
1분위		6,404	16,842	8,523	1,816	36,758	2,630	1,810
2분위		2,424	47,777	3,694	1,525	66,936	2,337	1,496
3분위		2,633	54,492	3,888	1,729	74,472	2,788	1,686
4분위		1,258	77,645	1,885	1,097	86,058	1,635	966
5분위		2,364	62,408	3,904	1,080	99,649	1,676	913
6분위		2,204	81,922	3,893	999	115,099	1,692	747
7분위		2,316	104,428	4,251	867	138,182	1,566	655
8분위		1,401	146,363	2,901	708	172,203	1,573	520
9분위		1,267	207,962	3,067	834	227,410	2,218	403
10분위		677	385,547	1,621	452	383,596	1,189	303
청	송 군	11,404	75,486	18,635	5,304	110,527	9,281	4,181
1분위		3,107	15,871	4,104	757	37,391	1,139	757
2분위		1,184	45,840	1,807	695	67,339	1,095	691
3분위		1,300	54,775	1,816	843	75,658	1,258	816
4분위		635	78,013	960	559	85,870	843	477
5분위		1,226	62,104	2,042	560	98,872	871	371
6분위		1,196	80,420	2,092	512	115,230	835	322
7분위		1,133	103,558	2,163	420	138,334	839	262
8분위		667	144,626	1,384	325	171,689	738	209
9분위		635	208,547	1,583	426	226,719	1,189	147
10분위		321	367,502	684	207	359,916	474	129
영	양 군	7,559	74,889	12,305	3,738	112,066	6,510	2,904
1분위		2,340	16,178	3,111	600	37,303	835	598
2분위		874	48,674	1,367	559	67,485	899	535
3분위		699	51,200	968	416	75,058	625	397
4분위		471	80,179	717	431	85,742	648	355
5분위		769	63,808	1,276	366	99,625	584	272
6분위		695	81,887	1,219	321	115,030	529	210
7분위		621	108,421	1,096	271	139,591	479	181
8분위		407	151,632	842	252	170,994	532	144
9분위		459	214,273	1,211	358	226,483	1,000	114
10분위		224	351,604	498	164	336,771	379	98

주 : 1) 연도말 기준 2) 주민등록주소지 기준

3) 직장은 산정보험료 기준이며, 지역은 부과보험료 기준

4) 직장보험료는 임의계속가입자와 소득월액 대상자를 제외

# 분위별 현황 <계속>

## of Contribution in each District <Cont'd>

(단위 : 명, 원)

Unit : Person, Won

근로자 C.E.		공·교 G. & T.			지역 S.E.			Division
평균보험료 Average Contribution	적용인구 Population under	가입자 Insured	평균보험료 Average Contribution	적용인구 Population under	세대수 Households	평균보험료 Average Contribution	적용인구 Population under	
105,472	35,631	3,307	181,165	7,524	20,861	60,588	33,876	Sangju-si
38,361	4,992	10	45,918	16	5,301	9,177	7,041	1 decile
66,865	5,092	39	66,503	54	2,423	14,593	3,321	2 decile
75,006	4,772	128	77,245	146	1,693	18,143	2,558	3 decile
86,107	3,826	107	86,661	165	1,100	19,887	1,227	4 decile
99,163	3,085	268	100,659	366	2,203	31,459	3,699	5 decile
115,464	3,156	381	115,163	590	2,120	54,067	3,970	6 decile
138,332	3,399	411	138,053	763	2,378	83,645	4,579	7 decile
170,634	3,136	483	172,561	1,219	1,433	121,005	2,792	8 decile
222,433	2,319	1,075	230,633	3,153	1,287	174,302	2,655	9 decile
418,593	1,854	405	291,432	1,052	923	375,694	2,034	10 decile
108,351	27,662	2,922	163,841	6,001	15,119	62,642	23,855	Mungyeong-si
37,256	3,844	19	42,747	22	3,735	8,983	4,830	1 decile
66,674	3,745	46	64,618	58	1,866	14,520	2,409	2 decile
75,066	3,397	380	74,770	483	1,407	18,088	2,074	3 decile
86,154	2,815	190	86,030	240	853	19,870	945	4 decile
99,186	2,914	249	100,077	357	1,409	31,255	2,308	5 decile
115,212	2,677	279	115,423	439	1,323	53,940	2,379	6 decile
138,012	2,628	333	138,315	608	1,598	84,281	2,955	7 decile
170,858	2,356	375	173,823	897	1,113	121,080	2,105	8 decile
221,152	1,844	723	229,839	2,038	1,013	173,495	2,064	9 decile
482,299	1,442	328	291,656	859	802	353,428	1,786	10 decile
114,834	150,731	7,123	168,994	15,355	55,925	70,661	87,756	Gyeongsan-si
38,447	14,712	32	40,041	49	7,133	10,007	10,085	1 decile
66,901	16,971	166	67,187	241	6,336	14,715	8,719	2 decile
75,214	16,619	690	74,706	937	6,355	17,748	9,214	3 decile
86,132	15,104	423	85,649	612	4,333	19,848	4,579	4 decile
99,228	14,216	494	99,820	689	5,021	31,580	8,479	5 decile
115,425	15,455	715	115,713	1,102	9,906	59,524	13,362	6 decile
138,458	16,808	909	139,449	1,673	5,278	85,232	9,769	7 decile
170,972	17,164	1,135	173,263	2,678	4,218	121,579	7,943	8 decile
222,434	14,593	1,702	227,868	5,078	4,190	175,326	8,618	9 decile
407,317	9,089	857	303,670	2,296	3,155	362,221	6,988	10 decile
100,205	15,872	1,608	166,369	3,432	11,841	46,023	18,323	Uiseong-gun
36,729	2,624	6	45,585	6	4,588	8,959	5,893	1 decile
66,970	2,303	29	65,177	34	899	15,277	1,357	2 decile
74,440	2,742	43	75,733	46	904	16,277	1,100	3 decile
85,935	1,469	131	86,958	166	161	20,322	250	4 decile
99,503	1,443	167	100,444	233	1,284	31,084	2,228	5 decile
114,718	1,298	252	116,229	394	1,205	54,417	2,201	6 decile
138,310	1,166	212	137,787	400	1,449	84,232	2,685	7 decile
171,731	1,096	188	173,507	477	693	119,964	1,328	8 decile
223,229	944	431	231,318	1,274	433	170,504	849	9 decile
429,926	787	149	289,382	402	225	389,467	432	10 decile
97,594	6,969	1,123	158,679	2,312	6,100	45,018	9,354	Cheongsong-gun
37,391	1,139	-	-	-	2,350	8,939	2,965	1 decile
67,352	1,091	4	65,050	4	489	15,285	712	2 decile
75,621	1,229	27	76,756	29	457	16,255	558	3 decile
85,651	741	82	87,147	102	76	20,223	117	4 decile
98,634	612	189	99,338	259	666	31,188	1,171	5 decile
114,987	547	190	115,642	288	684	54,363	1,257	6 decile
138,512	527	158	138,039	312	713	83,074	1,324	7 decile
170,686	440	116	173,496	298	342	118,908	646	8 decile
223,463	366	279	228,434	823	209	171,507	394	9 decile
404,654	277	78	285,925	197	114	381,279	210	10 decile
96,913	4,695	834	164,828	1,815	3,821	38,519	5,795	Yeongyang-gun
37,256	833	2	51,305	2	1,740	8,894	2,276	1 decile
67,620	858	24	64,463	41	315	15,292	468	2 decile
74,978	606	19	76,728	19	283	16,129	343	3 decile
85,562	535	76	86,582	113	40	20,238	69	4 decile
99,375	439	94	100,347	145	403	31,279	692	5 decile
114,654	367	111	115,743	162	374	53,441	690	6 decile
139,703	311	90	139,366	168	350	84,286	617	7 decile
170,934	280	108	171,075	252	155	120,153	310	8 decile
222,816	256	244	228,196	744	101	170,994	211	9 decile
371,740	210	66	284,848	169	60	392,145	119	10 decile

Note : 1) As of the end of the Year 2) Based on the resident place

3) While C.E. is based on estimated contribution S.E. is based on imposed contribution

4) Excluding contributions of the insured recently retired from the company and contributions imposed on the monthly incomes

제 1-8 표  
Table 1-8

시·군·구별 보험료  
Distribution of Contributions by decile

구 분			계 Total			직장 계 I.W. Sub_Total				
			세대수 Households	평균보험료 Average Contribution	적용인구 Population under	가입자 Insured	평균보험료 Average Contribution	적용인구 Population under		가입자 Insured
영	덕	군	17,522	77,930	28,090	7,977	111,326	13,592	6,891	
			1분위	4,987	15,994	6,595	1,133	39,494	1,651	1,133
			2분위	2,155	46,066	3,243	1,272	67,426	1,894	1,227
			3분위	1,911	52,663	2,731	1,176	75,360	1,836	1,131
			4분위	937	79,681	1,441	844	86,214	1,293	801
			5분위	1,640	63,427	2,666	777	99,357	1,214	630
			6분위	1,507	82,269	2,603	705	115,161	1,109	581
			7분위	1,728	104,758	2,987	572	138,973	1,048	440
			8분위	1,031	147,342	2,095	544	172,176	1,177	416
			9분위	978	206,830	2,243	617	225,778	1,558	300
			10분위	648	382,629	1,486	337	371,790	812	232
청	도	군	19,851	86,829	32,931	10,037	114,076	17,790	8,929	
			1분위	4,675	18,414	6,149	1,512	37,559	2,255	1,508
			2분위	2,299	49,418	3,488	1,511	67,208	2,303	1,489
			3분위	2,206	55,886	3,109	1,481	75,295	2,254	1,447
			4분위	1,324	80,221	1,992	1,206	86,082	1,814	1,152
			5분위	1,880	66,233	3,059	969	99,047	1,605	878
			6분위	1,779	82,486	3,212	832	114,874	1,504	737
			7분위	2,083	101,427	3,845	642	138,726	1,256	519
			8분위	1,416	143,184	2,902	613	173,263	1,425	441
			9분위	1,367	202,898	3,221	766	227,253	2,080	383
			10분위	822	403,649	1,954	505	416,662	1,294	375
고	령	군	16,631	91,528	27,004	9,539	115,632	16,097	8,453	
			1분위	3,436	18,814	4,535	1,138	38,044	1,647	1,098
			2분위	2,025	49,532	3,160	1,333	67,287	2,083	1,289
			3분위	1,892	56,007	2,601	1,273	75,352	1,870	1,087
			4분위	1,102	81,901	1,661	1,026	86,454	1,550	935
			5분위	1,703	75,244	2,670	1,097	99,398	1,702	967
			6분위	1,696	92,338	2,802	1,055	115,582	1,682	958
			7분위	1,911	112,618	3,341	974	138,527	1,736	889
			8분위	1,210	148,872	2,537	678	171,660	1,513	548
			9분위	964	201,334	2,228	547	222,611	1,378	335
			10분위	692	414,539	1,469	418	433,825	936	347
성	주	군	21,250	88,271	35,424	10,936	116,143	18,843	9,885	
			1분위	4,665	17,965	6,325	1,433	37,563	2,043	1,427
			2분위	2,590	48,643	3,992	1,658	67,370	2,540	1,585
			3분위	2,139	53,255	3,023	1,346	75,106	2,125	1,305
			4분위	1,440	81,390	2,181	1,336	86,146	2,009	1,284
			5분위	2,188	70,429	3,570	1,245	99,661	1,959	1,125
			6분위	2,230	85,243	3,892	1,126	115,177	1,881	1,001
			7분위	2,341	103,297	4,396	821	138,355	1,540	707
			8분위	1,505	143,613	3,079	669	172,728	1,474	553
			9분위	1,263	204,222	2,934	761	224,904	1,929	441
			10분위	889	421,580	2,032	541	433,217	1,343	457
칠	곡	군	60,578	103,007	107,526	38,118	125,969	71,079	36,529	
			1분위	8,786	21,345	12,248	3,490	39,049	5,116	3,488
			2분위	7,578	45,965	12,176	4,494	66,957	6,932	4,428
			3분위	7,335	50,908	10,145	4,331	75,130	6,736	4,268
			4분위	4,544	82,354	6,910	4,268	86,366	6,505	4,196
			5분위	6,234	78,980	10,270	4,340	99,344	7,056	4,194
			6분위	6,574	97,386	11,521	4,664	115,169	8,098	4,486
			7분위	6,635	116,648	13,026	3,921	138,157	8,149	3,701
			8분위	4,866	153,097	10,750	3,144	170,779	7,459	2,870
			9분위	4,483	208,166	10,860	3,012	224,686	7,796	2,596
			10분위	3,543	387,183	9,620	2,454	385,814	7,232	2,302
예	천	군	25,419	97,361	46,142	14,712	126,333	28,842	11,328	
			1분위	5,473	19,644	7,433	1,984	38,584	3,030	1,980
			2분위	2,655	50,671	4,231	1,824	66,792	2,855	1,806
			3분위	2,372	54,294	3,563	1,535	74,986	2,545	1,490
			4분위	1,392	79,927	2,209	1,262	86,072	1,987	1,153
			5분위	2,442	67,138	4,097	1,286	99,212	2,038	1,007
			6분위	2,332	86,330	4,233	1,231	115,461	2,214	924
			7분위	2,683	112,067	5,225	1,355	139,028	2,792	846
			8분위	2,344	153,773	5,351	1,523	171,742	3,733	855
			9분위	2,420	211,232	6,379	1,790	224,700	5,081	723
			10분위	1,306	348,512	3,421	922	341,248	2,567	544

주 : 1) 연도말 기준 2) 주민등록주소지 기준

3) 직장은 산정보험료 기준이며, 지역은 부과보험료 기준

4) 직장보험료는 임의계속가입자와 소득월액 대상자를 제외

# 분위별 현황 <계속> of Contribution in each District <Cont'd>

(단위 : 명, 원)  
Unit : Person, Won

근로자 C.E.		공·교 G. & T.			지역 S.E.			Division
평균보험료 Average Contribution	적용인구 Population under	가입자 Insured	평균보험료 Average Contribution	적용인구 Population under	세대수 Households	평균보험료 Average Contribution	적용인구 Population under	
102,497	11,329	1,086	167,346	2,263	9,545	50,020	14,498	Yeongdeok-gun
39,494	1,651	-	-	-	3,854	9,085	4,944	1 decile
67,481	1,836	45	65,921	58	883	15,297	1,349	2 decile
75,299	1,788	45	76,907	48	735	16,346	895	3 decile
86,173	1,243	43	86,980	50	93	20,395	148	4 decile
99,244	1,027	147	99,843	187	863	31,078	1,452	5 decile
115,142	926	124	115,252	183	802	53,355	1,494	6 decile
138,841	820	132	139,412	228	1,156	87,829	1,939	7 decile
172,072	852	128	172,514	325	487	119,600	918	8 decile
223,010	667	317	228,397	891	361	174,445	685	9 decile
411,969	519	105	283,015	293	311	394,374	674	10 decile
105,544	15,160	1,108	182,832	2,630	9,814	58,962	15,141	Cheongdo-gun
37,529	2,251	4	48,665	4	3,163	9,262	3,894	1 decile
67,204	2,272	22	67,466	31	788	15,304	1,185	2 decile
75,303	2,209	34	74,923	45	725	16,238	855	3 decile
85,945	1,745	54	89,001	69	118	20,319	178	4 decile
99,008	1,476	91	99,424	129	911	31,331	1,454	5 decile
114,931	1,334	95	114,431	170	947	54,031	1,708	6 decile
138,606	1,007	123	139,231	249	1,441	84,810	2,589	7 decile
172,532	996	172	175,138	429	803	120,222	1,477	8 decile
222,505	943	383	232,000	1,137	601	171,857	1,141	9 decile
461,046	927	130	288,633	367	317	382,917	660	10 decile
112,381	13,892	1,086	140,936	2,205	7,092	59,108	10,907	Goryeong-gun
37,983	1,599	40	39,714	48	2,298	9,290	2,888	1 decile
67,401	2,027	44	63,968	56	692	15,330	1,077	2 decile
75,151	1,618	186	76,532	252	619	16,222	731	3 decile
86,415	1,408	91	86,849	142	76	20,436	111	4 decile
99,279	1,489	130	100,282	213	606	31,519	968	5 decile
115,654	1,535	97	114,869	147	641	54,083	1,120	6 decile
138,539	1,563	85	138,406	173	937	85,685	1,605	7 decile
171,043	1,168	130	174,264	345	532	119,830	1,024	8 decile
221,509	761	212	224,353	617	417	173,425	850	9 decile
463,932	724	71	286,683	212	274	385,117	533	10 decile
111,079	16,411	1,051	163,774	2,432	10,314	58,719	16,581	Seongju-gun
37,529	2,032	6	45,665	11	3,232	9,276	4,282	1 decile
67,372	2,429	73	67,330	111	932	15,328	1,452	2 decile
75,127	2,066	41	74,408	59	793	16,166	898	3 decile
86,092	1,933	52	87,486	76	104	20,289	172	4 decile
99,636	1,770	120	99,895	189	943	31,835	1,611	5 decile
115,116	1,660	125	115,659	221	1,104	54,713	2,011	6 decile
138,244	1,283	114	139,045	257	1,520	84,361	2,856	7 decile
172,460	1,169	116	174,006	305	836	120,314	1,605	8 decile
223,087	970	320	227,407	959	502	172,870	1,005	9 decile
460,141	1,099	84	286,738	244	348	403,489	689	10 decile
124,138	67,643	1,589	168,043	3,436	22,460	64,039	36,447	Chilgok-gun
39,050	5,114	2	38,570	2	5,296	9,677	7,132	1 decile
66,950	6,839	66	67,471	93	3,084	15,374	5,244	2 decile
75,120	6,656	63	75,787	80	3,004	15,986	3,409	3 decile
86,355	6,410	72	87,022	95	276	20,320	405	4 decile
99,299	6,836	146	100,627	220	1,894	32,317	3,214	5 decile
115,157	7,815	178	115,487	283	1,910	53,961	3,423	6 decile
138,120	7,745	220	138,771	404	2,714	85,572	4,877	7 decile
170,560	6,818	274	173,076	641	1,722	120,812	3,291	8 decile
224,473	6,585	416	226,021	1,211	1,471	174,338	3,064	9 decile
392,078	6,825	152	290,950	407	1,089	390,268	2,388	10 decile
109,772	20,912	3,384	181,774	7,930	10,707	57,551	17,300	Yecheon-gun
38,585	3,023	4	38,055	7	3,489	8,873	4,403	1 decile
66,790	2,832	18	66,995	23	831	15,288	1,376	2 decile
74,923	2,489	45	77,063	56	837	16,346	1,018	3 decile
86,004	1,846	109	86,794	141	130	20,269	222	4 decile
99,110	1,693	279	99,581	345	1,156	31,458	2,059	5 decile
115,183	1,738	307	116,298	476	1,101	53,759	2,019	6 decile
138,685	1,779	509	139,599	1,013	1,328	84,557	2,433	7 decile
171,199	2,013	668	172,436	1,720	821	120,441	1,618	8 decile
223,595	1,920	1,067	225,449	3,161	630	172,966	1,298	9 decile
375,146	1,579	378	292,465	988	384	365,952	854	10 decile

Note : 1) As of the end of the Year 2) Based on the resident place

3) While C.E. is based on estimated contribution S.E. is based on imposed contribution

4) Excluding contributions of the insured recently retired from the company and contributions imposed on the monthly incomes

제 1-8 표  
Table 1-8

시·군·구별 보험료  
Distribution of Contributions by decile

구 분	계 Total			직장 계 I.W. Sub_Total			
	세대수 Households	평균보험료 Average Contribution	적용인구 Population under	가입자 Insured	평균보험료 Average Contribution	적용인구 Population under	가입자 Insured
봉 화 군	13,735	78,323	23,079	6,638	115,706	11,870	5,762
1분위	3,801	15,547	5,106	861	38,474	1,271	860
2분위	1,547	46,849	2,496	954	66,472	1,532	948
3분위	1,447	53,395	2,074	909	75,292	1,414	889
4분위	882	78,471	1,342	781	85,995	1,174	682
5분위	1,364	62,245	2,272	624	99,660	950	522
6분위	1,243	81,867	2,274	569	114,958	965	471
7분위	1,285	106,166	2,434	523	139,074	948	433
8분위	879	151,966	1,920	533	172,809	1,267	431
9분위	835	208,721	2,073	589	224,281	1,584	306
10분위	452	368,985	1,088	295	377,537	765	220
울 진 군	25,800	100,217	42,500	14,782	136,798	26,464	13,230
1분위	5,914	17,072	7,569	1,514	40,226	2,079	1,512
2분위	2,707	47,081	3,986	1,666	66,917	2,482	1,594
3분위	2,753	53,200	3,604	1,726	75,201	2,397	1,671
4분위	1,489	81,237	2,184	1,372	86,427	2,010	1,319
5분위	2,251	71,227	3,485	1,316	99,484	1,937	1,145
6분위	2,105	91,836	3,449	1,306	115,228	2,095	1,115
7분위	2,651	113,258	4,344	1,293	138,770	2,270	1,105
8분위	1,979	158,691	3,962	1,458	172,398	2,958	1,238
9분위	2,212	216,846	5,133	1,782	227,130	4,301	1,332
10분위	1,739	369,266	4,784	1,349	359,119	3,935	1,199
울릉 군	5,738	97,207	9,267	3,256	138,368	5,690	2,113
1분위	1,487	13,644	1,878	211	40,298	299	210
2분위	399	61,038	566	353	67,079	494	290
3분위	341	64,160	464	274	75,535	365	225
4분위	389	81,739	555	360	86,687	506	266
5분위	581	72,074	793	348	99,499	443	185
6분위	604	88,379	881	330	115,274	484	194
7분위	580	115,170	1,000	336	138,412	574	193
8분위	498	154,252	966	326	172,215	648	169
9분위	570	214,107	1,402	461	224,266	1,190	223
10분위	289	340,986	762	257	341,398	687	158
경 남	1,725,214	112,128	3,111,218	1,122,510	133,453	2,136,565	1,032,399
1분위	206,629	25,310	293,234	112,743	38,258	163,445	112,263
2분위	189,659	47,182	276,873	118,667	66,682	182,231	117,214
3분위	184,401	54,761	280,625	117,918	75,290	178,994	114,930
4분위	162,880	67,060	225,813	115,663	86,327	175,550	111,942
5분위	182,870	75,711	293,520	119,139	99,383	188,223	113,231
6분위	177,693	95,996	308,287	121,047	115,496	210,823	112,571
7분위	183,389	119,408	355,624	117,830	138,586	237,811	105,977
8분위	158,200	155,677	347,654	107,717	171,656	254,687	91,433
9분위	156,316	209,308	399,417	107,290	224,782	299,337	79,755
10분위	123,177	390,479	330,171	84,496	401,856	245,464	73,083
창원시 의창구	115,461	120,194	206,332	78,752	138,203	146,982	72,859
1분위	11,025	28,513	15,761	7,271	38,068	10,420	7,247
2분위	12,183	48,037	17,745	7,843	66,556	11,999	7,802
3분위	12,084	55,532	17,989	7,869	75,311	11,574	7,687
4분위	11,620	65,690	15,716	8,020	86,271	11,970	7,800
5분위	12,356	77,533	19,200	8,407	99,409	12,960	8,063
6분위	12,329	99,134	20,856	9,009	115,554	15,415	8,432
7분위	12,465	122,690	24,470	8,790	138,754	17,735	7,965
8분위	11,209	156,919	24,159	7,907	171,645	18,115	6,698
9분위	10,563	207,821	25,678	7,011	223,821	18,490	5,305
10분위	9,627	403,046	24,758	6,625	419,264	18,304	5,860
창원시 성산구	138,759	147,658	258,673	106,439	163,817	207,541	97,384
1분위	9,672	34,551	13,675	8,309	38,484	11,582	8,276
2분위	11,857	52,135	16,227	8,599	66,464	12,448	8,519
3분위	12,355	60,174	18,158	9,005	75,313	12,718	8,743
4분위	13,856	64,007	17,618	9,205	86,335	12,887	8,900
5분위	13,306	82,412	19,837	9,957	99,467	14,856	9,440
6분위	13,692	102,089	22,171	10,704	115,551	17,415	9,880
7분위	13,965	126,612	25,216	10,859	138,881	19,848	9,648
8분위	14,330	161,273	29,788	11,242	172,060	24,410	9,616
9분위	16,726	214,953	41,184	13,027	225,635	33,944	10,218
10분위	19,000	407,225	54,799	15,532	416,128	47,433	14,144

주 : 1) 연도말 기준 2) 주민등록주소지 기준  
3) 직장은 산정보험료 기준이며, 지역은 부과보험료 기준  
4) 직장보험료는 임의계속가입자와 소득월액 대상자를 제외

# 분위별 현황 <계속> of Contribution in each District <Cont'd>

(단위 : 명, 원)  
Unit : Person, Won

근로자 C.E.		공·교 G. & T.			지역 S.E.			Division
평균보험료 Average Contribution	적용인구 Population under	가입자 Insured	평균보험료 Average Contribution	적용인구 Population under	세대수 Households	평균보험료 Average Contribution	적용인구 Population under	
107,645	9,916	876	168,731	1,954	7,097	43,358	11,209	Bonghwa-gun
38,456	1,270	1	53,470	1	2,940	8,833	3,835	1 decile
66,470	1,518	6	66,912	14	593	15,279	964	2 decile
75,262	1,388	20	76,638	26	538	16,398	660	3 decile
86,030	1,049	99	85,753	125	101	20,288	168	4 decile
99,519	785	102	100,384	165	740	30,696	1,322	5 decile
114,911	792	98	115,181	173	674	53,931	1,309	6 decile
139,460	794	90	137,215	154	762	83,579	1,486	7 decile
172,551	1,005	102	173,900	262	346	119,859	653	8 decile
222,453	752	283	226,258	832	246	171,464	489	9 decile
407,670	563	75	289,144	202	157	352,916	323	10 decile
132,966	23,400	1,552	169,464	3,064	11,018	51,138	16,036	Ulsjin-gun
40,233	2,076	2	34,750	3	4,400	9,105	5,490	1 decile
66,906	2,402	72	67,160	80	1,041	15,334	1,504	2 decile
75,172	2,328	55	76,087	69	1,027	16,225	1,207	3 decile
86,386	1,950	53	87,440	60	117	20,384	174	4 decile
99,336	1,741	171	100,476	196	935	31,456	1,548	5 decile
115,319	1,840	191	114,700	255	799	53,602	1,354	6 decile
138,844	1,998	188	138,338	272	1,358	88,966	2,074	7 decile
172,389	2,467	220	172,446	491	521	120,335	1,004	8 decile
226,214	3,048	450	229,843	1,253	430	174,229	832	9 decile
368,334	3,550	150	285,460	385	390	404,366	849	10 decile
129,372	3,465	1,143	154,998	2,225	2,482	43,211	3,577	Ulleung-gun
40,280	298	1	44,140	1	1,276	9,237	1,579	1 decile
66,481	411	63	69,830	83	46	14,686	72	2 decile
75,496	305	49	75,716	60	67	17,641	99	3 decile
86,646	386	94	86,804	120	29	20,312	49	4 decile
99,473	243	163	99,529	200	233	31,113	350	5 decile
115,323	289	136	115,204	195	274	55,988	397	6 decile
138,964	338	143	137,668	236	244	83,164	426	7 decile
172,582	319	157	171,821	329	172	120,205	318	8 decile
225,277	489	238	223,319	701	109	171,137	212	9 decile
370,841	387	99	294,407	300	32	337,682	75	10 decile
<b>129,268</b>	<b>1,941,420</b>	<b>90,111</b>	<b>181,399</b>	<b>195,145</b>	<b>602,704</b>	<b>72,411</b>	<b>974,653</b>	<b>Gyeongnam</b>
38,265	162,738	480	36,558	707	93,886	9,762	129,789	1 decile
66,679	180,458	1,453	66,947	1,773	70,992	14,586	94,642	2 decile
75,261	175,287	2,988	76,420	3,707	66,483	18,350	101,631	3 decile
86,323	170,770	3,721	86,474	4,780	47,217	19,861	50,263	4 decile
99,337	180,414	5,908	100,258	7,809	63,731	31,460	105,297	5 decile
115,437	198,715	8,476	116,282	12,108	56,646	54,326	97,464	6 decile
138,500	217,677	11,853	139,352	20,134	65,559	84,939	117,813	7 decile
171,359	217,593	16,284	173,325	37,094	50,483	121,582	92,967	8 decile
224,047	221,895	27,535	226,909	77,442	49,026	175,443	100,080	9 decile
418,348	215,873	11,413	296,248	29,591	38,681	365,626	84,707	10 decile
134,624	134,574	5,893	182,444	12,408	36,709	81,561	59,350	Uichang-gu
38,060	10,391	24	40,678	29	3,754	10,007	5,341	1 decile
66,560	11,952	41	65,760	47	4,340	14,571	5,746	2 decile
75,287	11,367	182	76,331	207	4,215	18,605	6,415	3 decile
86,262	11,704	220	86,600	266	3,600	19,841	3,746	4 decile
99,376	12,505	344	100,181	455	3,949	30,962	6,240	5 decile
115,504	14,598	577	116,284	817	3,320	54,579	5,441	6 decile
138,653	16,403	825	139,728	1,332	3,675	84,268	6,735	7 decile
171,447	15,484	1,209	172,743	2,631	3,302	121,656	6,044	8 decile
223,383	13,736	1,706	225,183	4,754	3,552	176,241	7,188	9 decile
434,972	16,434	765	298,935	1,870	3,002	367,255	6,454	10 decile
161,525	188,532	9,055	188,461	19,009	32,320	94,440	51,132	Seongsan-gun
38,494	11,532	33	35,950	50	1,363	10,575	2,093	1 decile
66,460	12,350	80	66,900	98	3,258	14,317	3,779	2 decile
75,275	12,405	262	76,566	313	3,350	19,482	5,440	3 decile
86,327	12,519	305	86,568	368	4,651	19,816	4,731	4 decile
99,413	14,178	517	100,454	678	3,349	31,704	4,981	5 decile
115,488	16,299	824	116,310	1,116	2,988	53,864	4,756	6 decile
138,787	17,966	1,211	139,629	1,882	3,106	83,718	5,368	7 decile
171,967	20,966	1,626	172,613	3,444	3,088	122,000	5,378	8 decile
225,395	26,486	2,809	226,508	7,458	3,699	177,334	7,240	9 decile
427,289	43,831	1,388	302,391	3,602	3,468	367,354	7,366	10 decile

Note : 1) As of the end of the Year 2) Based on the resident place

3) While C.E. is based on estimated contribution S.E. is based on imposed contribution

4) Excluding contributions of the insured recently retired from the company and contributions imposed on the monthly incomes

제 1-8 표  
Table 1-8

시·군·구별 보험료  
Distribution of Contributions by decile

구 분	계 Total			직장 계 I.W. Sub_Total			
	세대수 Households	평균보험료 Average Contribution	적용인구 Population under	가입자 Insured	평균보험료 Average Contribution	적용인구 Population under	가입자 Insured
창원시 마산합포구	93,480	108,585	166,272	58,595	129,516	110,113	53,317
1분위	11,046	26,486	15,883	6,599	37,377	9,450	6,578
2분위	10,973	43,138	15,158	6,053	66,558	9,180	6,014
3분위	9,545	54,453	14,523	5,998	75,432	8,958	5,889
4분위	9,250	62,778	12,617	5,972	86,340	9,173	5,797
5분위	9,884	72,796	16,044	6,017	99,333	9,667	5,705
6분위	9,901	94,020	17,180	6,362	115,581	11,266	5,870
7분위	10,086	120,443	19,834	6,719	138,685	13,698	5,916
8분위	8,670	155,831	19,415	5,970	171,291	14,187	4,899
9분위	7,964	206,742	19,996	5,133	223,843	14,168	3,504
10분위	6,161	393,025	15,622	3,772	406,943	10,366	3,145
창원시 마산회원구	95,088	112,313	170,378	63,164	132,503	118,366	58,841
1분위	10,516	27,731	15,126	6,596	38,057	9,352	6,575
2분위	11,378	44,572	16,354	6,561	66,678	10,047	6,529
3분위	10,543	54,225	15,750	6,613	75,453	9,953	6,483
4분위	9,107	66,968	12,648	6,468	86,185	9,838	6,289
5분위	10,049	76,231	16,256	6,625	99,392	10,594	6,359
6분위	10,093	97,851	17,645	7,158	115,604	12,675	6,816
7분위	10,116	122,552	20,069	7,195	138,486	14,536	6,632
8분위	8,792	157,048	19,651	6,261	171,488	14,810	5,444
9분위	7,992	207,919	20,044	5,344	223,936	14,550	3,926
10분위	6,502	409,630	16,835	4,343	430,978	12,011	3,788
창원시 진해구	92,525	111,318	168,204	60,818	130,055	116,500	57,438
1분위	9,075	31,201	13,108	6,636	38,687	9,259	6,623
2분위	10,129	45,794	13,924	6,126	66,439	9,178	6,109
3분위	10,174	55,607	16,100	6,577	75,359	9,826	6,439
4분위	10,081	61,177	13,387	6,272	86,282	9,449	6,171
5분위	10,352	73,514	16,544	6,413	99,302	10,132	6,223
6분위	9,110	97,232	15,964	6,398	115,584	11,242	6,105
7분위	9,231	120,503	18,407	6,196	138,564	12,832	5,775
8분위	8,931	154,698	19,874	5,864	171,935	14,352	5,184
9분위	8,924	206,983	22,595	5,917	223,242	16,550	4,756
10분위	6,518	365,504	18,301	4,419	372,286	13,680	4,053
진주시	177,829	117,028	319,894	117,692	137,867	223,101	102,623
1분위	19,407	26,873	28,115	12,372	36,483	17,964	12,294
2분위	20,678	47,100	30,136	12,897	66,830	20,338	12,461
3분위	19,447	56,183	30,439	12,877	75,209	20,021	12,387
4분위	17,807	62,399	24,199	11,399	86,326	17,481	10,914
5분위	17,911	75,988	28,734	11,758	99,306	18,685	10,862
6분위	16,919	96,046	29,182	11,508	115,504	20,174	10,257
7분위	17,826	120,853	33,947	11,992	138,710	23,272	10,108
8분위	16,018	156,246	33,805	11,082	171,547	24,802	8,448
9분위	17,285	209,819	42,980	11,871	225,582	31,970	7,463
10분위	14,531	402,039	38,357	9,936	424,805	28,394	7,429
통영시	63,432	94,374	112,419	33,342	120,966	62,973	29,846
1분위	9,361	21,480	13,843	3,787	38,416	5,831	3,779
2분위	8,649	40,139	12,768	4,289	66,184	6,839	4,255
3분위	7,722	49,616	12,308	4,241	75,224	6,970	4,137
4분위	5,420	65,134	8,235	3,693	86,291	6,304	3,510
5분위	6,555	65,810	11,327	3,319	99,384	5,648	3,086
6분위	6,172	88,423	11,243	3,453	115,385	6,234	3,075
7분위	6,520	112,279	12,420	3,309	138,108	6,598	2,848
8분위	4,994	149,368	10,759	2,817	171,142	6,715	2,237
9분위	4,704	203,534	11,484	2,683	225,182	7,253	1,606
10분위	3,335	386,624	8,032	1,751	396,716	4,581	1,313
사천시	57,615	105,005	101,055	35,743	131,857	66,591	33,098
1분위	8,257	22,548	11,542	3,637	38,599	5,277	3,635
2분위	7,132	43,266	10,328	3,943	66,389	5,891	3,900
3분위	6,510	51,537	9,658	3,831	75,218	5,895	3,792
4분위	4,932	71,988	7,091	3,878	86,145	5,919	3,752
5분위	5,770	74,033	9,223	3,625	99,257	5,647	3,386
6분위	5,555	96,099	9,440	3,804	115,452	6,443	3,497
7분위	5,868	117,569	11,043	3,563	138,520	6,955	3,207
8분위	4,758	154,371	9,878	3,115	171,622	6,900	2,701
9분위	5,009	211,255	12,063	3,547	226,942	9,084	2,741
10분위	3,824	371,600	10,789	2,800	377,310	8,580	2,487

주 : 1) 연도말 기준 2) 주민등록주소지 기준  
3) 직장은 산정보험료 기준이며, 지역은 부과보험료 기준  
4) 직장보험료는 임의계속가입자와 소득월액 대상자를 제외



# 분위별 현황 <계속> of Contribution in each District <Cont'd>

(단위 : 명, 원)  
Unit : Person, Won

근로자 C.E.		공·교 G. & T.			지역 S.E.			Division
평균보험료 Average Contribution	적용인구 Population under	가입자 Insured	평균보험료 Average Contribution	적용인구 Population under	세대수 Households	평균보험료 Average Contribution	적용인구 Population under	
124,173	98,527	5,278	183,496	11,586	34,885	73,428	56,159	Masanhappo-gu
37,386	9,426	21	34,580	24	4,447	10,325	6,433	1 decile
66,559	9,131	39	66,352	49	4,920	14,325	5,978	2 decile
75,412	8,821	109	76,534	137	3,547	18,978	5,565	3 decile
86,355	8,951	175	85,834	222	3,278	19,853	3,444	4 decile
99,269	9,250	312	100,516	417	3,867	31,503	6,377	5 decile
115,526	10,570	492	116,230	696	3,539	55,261	5,914	6 decile
138,526	12,320	803	139,856	1,378	3,367	84,039	6,136	7 decile
170,889	11,774	1,071	173,129	2,413	2,700	121,647	5,228	8 decile
222,501	9,581	1,629	226,731	4,587	2,831	175,735	5,828	9 decile
428,868	8,703	627	296,968	1,663	2,389	371,051	5,256	10 decile
128,559	108,853	4,323	186,191	9,513	31,924	72,364	52,012	Masanhoevov-gu
38,066	9,324	21	35,417	28	3,920	10,356	5,774	1 decile
66,674	10,010	32	67,505	37	4,817	14,462	6,307	2 decile
75,428	9,790	130	76,718	163	3,930	18,503	5,797	3 decile
86,195	9,610	179	85,834	228	2,639	19,867	2,810	4 decile
99,348	10,246	266	100,448	348	3,424	31,418	5,662	5 decile
115,585	12,180	342	115,981	495	2,935	54,553	4,970	6 decile
138,413	13,606	563	139,346	930	2,921	83,303	5,533	7 decile
171,134	12,971	817	173,849	1,839	2,531	121,328	4,841	8 decile
222,742	10,595	1,418	227,241	3,955	2,648	175,594	5,494	9 decile
449,887	10,521	555	301,918	1,490	2,159	366,687	4,824	10 decile
126,941	109,121	3,380	182,972	7,379	31,707	75,379	51,704	Jinhae-gu
38,682	9,246	13	41,181	13	2,439	10,834	3,849	1 decile
66,435	9,160	17	67,978	18	4,003	14,200	4,746	2 decile
75,334	9,658	138	76,528	168	3,597	19,490	6,274	3 decile
86,285	9,321	101	86,127	128	3,809	19,838	3,938	4 decile
99,259	9,887	190	100,720	245	3,939	31,530	6,412	5 decile
115,561	10,836	293	116,057	406	2,712	53,937	4,722	6 decile
138,475	12,125	421	139,784	707	3,035	83,633	5,575	7 decile
171,822	12,817	680	172,802	1,535	3,067	121,741	5,522	8 decile
222,639	13,358	1,161	225,711	3,192	3,007	174,989	6,045	9 decile
379,764	12,713	366	289,475	967	2,099	351,227	4,621	10 decile
130,576	190,152	15,069	187,521	32,949	60,137	76,245	96,793	Jinju-si
36,461	17,833	78	39,959	131	7,035	9,970	10,151	1 decile
66,793	19,803	436	67,884	535	7,781	14,399	9,798	2 decile
75,139	19,383	490	76,980	638	6,570	18,892	10,418	3 decile
86,319	16,873	485	86,504	608	6,408	19,836	6,718	4 decile
99,251	17,498	896	99,983	1,187	6,153	31,429	10,049	5 decile
115,410	18,422	1,251	116,268	1,752	5,411	54,665	9,008	6 decile
138,581	20,104	1,884	139,399	3,168	5,834	84,148	10,675	7 decile
170,965	18,788	2,634	173,415	6,014	4,936	121,893	9,003	8 decile
224,537	19,599	4,408	227,351	12,371	5,414	175,257	11,010	9 decile
466,294	21,849	2,507	301,860	6,545	4,595	352,810	9,963	10 decile
113,967	55,452	3,496	180,717	7,521	30,090	64,908	49,446	Tongyeong-si
38,421	5,819	8	36,490	12	5,574	9,972	8,012	1 decile
66,167	6,794	34	68,348	45	4,360	14,518	5,929	2 decile
75,194	6,844	104	76,443	126	3,481	18,415	5,338	3 decile
86,390	6,064	183	84,378	240	1,727	19,894	1,931	4 decile
99,297	5,353	233	100,537	295	3,236	31,374	5,679	5 decile
115,264	5,747	378	116,373	487	2,719	54,182	5,009	6 decile
138,010	5,888	461	138,717	710	3,211	85,661	5,822	7 decile
170,662	5,402	580	172,994	1,313	2,177	121,193	4,044	8 decile
222,663	4,142	1,077	228,938	3,111	2,021	174,796	4,231	9 decile
431,939	3,399	438	291,126	1,182	1,584	375,469	3,451	10 decile
128,188	60,973	2,645	177,764	5,618	21,872	61,124	34,464	Sacheon-si
38,601	5,272	2	35,385	5	4,620	9,912	6,265	1 decile
66,373	5,839	43	67,887	52	3,189	14,675	4,437	2 decile
75,202	5,846	39	76,773	49	2,679	17,673	3,763	3 decile
86,160	5,763	126	85,695	156	1,054	19,902	1,172	4 decile
99,186	5,329	239	100,250	318	2,145	31,406	3,576	5 decile
115,387	5,986	307	116,197	457	1,751	54,054	2,997	6 decile
138,455	6,332	356	139,108	623	2,305	85,183	4,088	7 decile
171,479	5,980	414	172,558	920	1,643	121,665	2,978	8 decile
226,995	6,859	806	226,762	2,225	1,462	173,196	2,979	9 decile
388,592	7,767	313	287,666	813	1,024	355,989	2,209	10 decile

Note : 1) As of the end of the Year 2) Based on the resident place

3) While C.E. is based on estimated contribution S.E. is based on imposed contribution

4) Excluding contributions of the insured recently retired from the company and contributions imposed on the monthly incomes

제 1-8 표  
Table 1-8

시·군·구별 보험료  
Distribution of Contributions by decile

구 분	계 Total			직장 계 I.W. Sub_Total			
	세대수 Households	평균보험료 Average Contribution	적용인구 Population under	가입자 Insured	평균보험료 Average Contribution	적용인구 Population under	가입자 Insured
김해시	295,574	116,167	545,817	204,869	131,705	394,345	192,547
	1분위	26,283	29,987	38,865	18,260	38,577	26,666
	2분위	32,442	49,998	47,112	21,993	66,888	33,637
	3분위	32,193	55,486	50,477	20,847	75,409	31,448
	4분위	31,057	66,298	42,475	21,701	86,328	32,740
	5분위	32,665	79,666	52,678	23,157	99,422	36,700
	6분위	32,725	99,481	57,304	24,109	115,469	42,481
	7분위	32,146	122,763	64,644	22,648	138,469	47,517
	8분위	28,611	156,948	65,368	20,201	171,409	49,891
	9분위	25,894	208,443	67,808	17,530	223,918	50,213
밀양시	21,558	389,114	59,086	14,423	398,760	43,052	13,108
	1분위	52,380	96,495	88,516	29,200	117,706	52,080
	2분위	8,357	22,476	11,729	3,749	38,365	5,576
	3분위	6,046	44,222	8,605	3,438	66,719	5,207
	4분위	5,602	55,403	8,455	3,662	75,129	5,536
	5분위	4,238	69,174	6,067	3,140	86,414	4,865
	6분위	5,146	72,613	8,164	3,131	99,025	4,921
	7분위	5,399	90,879	9,006	3,202	115,483	5,310
	8분위	6,649	111,965	12,009	3,168	138,522	6,271
	9분위	4,463	146,083	9,005	2,186	171,344	5,008
거제시	3,988	202,446	9,569	2,179	225,655	5,943	1,243
	1분위	2,492	372,227	5,907	1,345	395,847	3,443
	2분위	126,751	114,852	244,703	83,761	136,277	174,082
	3분위	11,814	27,411	17,479	7,077	39,005	10,481
	4분위	11,662	46,771	17,472	7,185	66,827	11,411
	5분위	13,717	53,180	22,393	8,414	74,883	13,318
	6분위	13,235	64,311	17,991	8,821	86,559	13,320
	7분위	14,348	76,392	23,164	9,459	99,674	15,009
	8분위	13,373	95,262	23,800	8,996	115,415	16,271
	9분위	13,124	118,324	26,518	8,203	138,637	17,629
양산시	11,644	155,752	26,291	7,901	171,759	19,677	7,039
	1분위	14,884	215,261	44,114	11,425	227,046	37,252
	2분위	8,950	353,886	25,481	6,280	349,600	19,714
	3분위	190,648	112,119	352,290	129,343	128,833	250,273
	4분위	20,156	28,338	29,324	12,653	39,082	18,694
	5분위	20,925	48,512	31,289	13,640	66,598	21,212
	6분위	21,157	53,355	31,356	13,050	75,380	19,706
	7분위	17,487	71,436	25,224	13,575	86,294	21,012
	8분위	20,713	76,544	33,999	13,724	99,440	22,291
	9분위	20,230	97,919	35,995	14,448	115,568	25,825
의령군	21,097	122,362	42,739	14,790	138,595	31,030	13,675
	1분위	19,374	157,351	44,656	13,794	171,762	34,166
	2분위	17,848	208,548	46,868	12,274	223,408	35,130
	3분위	11,661	385,252	30,840	7,395	393,503	21,207
	4분위	12,746	86,419	20,412	6,811	117,202	11,670
	5분위	3,177	17,475	4,072	901	38,828	1,255
	6분위	1,419	48,881	2,069	920	67,079	1,323
	7분위	1,213	52,279	1,666	739	75,343	1,109
	8분위	762	79,732	1,133	686	86,308	1,017
	9분위	1,391	73,036	2,100	848	99,780	1,211
함안군	1,172	88,010	1,965	646	115,635	1,072	512
	1분위	1,341	110,103	2,413	620	138,948	1,210
	2분위	930	151,730	1,878	564	172,327	1,224
	3분위	889	208,866	2,141	598	225,668	1,574
	4분위	452	383,334	975	289	377,438	675
	5분위	32,760	99,691	55,654	20,319	122,192	36,007
	6분위	5,550	20,316	7,485	2,120	38,137	3,106
	7분위	3,576	49,441	5,461	2,364	66,922	3,494
	8분위	3,341	54,778	4,539	2,180	75,311	3,196
	9분위	2,317	82,049	3,428	2,162	86,466	3,199
창녕군	3,773	78,716	5,898	2,627	99,317	4,012	2,546
	1분위	3,594	95,468	6,108	2,418	115,516	4,025
	2분위	4,015	115,133	7,277	2,230	138,029	4,153
	3분위	2,822	152,221	6,148	1,763	171,336	4,214
	4분위	2,294	205,852	5,751	1,481	223,998	4,111
	5분위	1,478	405,312	3,559	974	421,787	2,497
	6분위	30,550	86,622	49,973	16,837	112,610	28,998
	7분위	7,055	19,533	9,292	2,581	37,502	3,689
	8분위	3,329	46,488	5,006	2,016	66,786	2,949
	9분위	3,052	52,546	4,142	1,878	75,264	2,793
합계	2,115	81,866	3,181	1,966	86,526	2,954	1,895
	3분위	3,226	72,541	5,002	1,955	99,298	2,935
	4분위	3,132	90,175	5,309	1,851	115,345	3,047
	5분위	3,448	108,469	6,119	1,427	138,436	2,701
	6분위	2,310	150,475	5,005	1,329	172,302	3,132
	7분위	1,788	204,436	4,336	1,137	223,488	3,056
	8분위	1,095	380,508	2,581	697	379,997	1,742
	9분위						
	10분위						

주 : 1) 연도말 기준 2) 주민등록주소지 기준

3) 직장은 산정보험료 기준이며, 지역은 부과보험료 기준

4) 직장보험료는 임의계속가입자와 소득월액 대상자를 제외

# 분위별 현황 <계속> of Contribution in each District <Cont'd>

(단위 : 명, 원)  
Unit : Person, Won

근로자 C.E.		공·교 G. & T.			지역 S.E.			Division
평균보험료 Average Contribution	적용인구 Population under	가입자 Insured	평균보험료 Average Contribution	적용인구 Population under	세대수 Households	평균보험료 Average Contribution	적용인구 Population under	
128,718	367,293	12,322	178,379	27,052	90,705	81,072	151,472	Gimhae-si
38,589	26,523	90	36,077	143	8,023	10,436	12,199	1 decile
66,907	33,407	195	64,719	230	10,449	14,449	13,475	2 decile
75,387	30,950	410	76,496	498	11,346	18,879	19,029	3 decile
86,319	32,062	491	86,675	678	9,356	19,840	9,735	4 decile
99,423	35,608	785	99,371	1,092	9,508	31,550	15,978	5 decile
115,411	40,837	1,082	116,711	1,644	8,616	54,746	14,823	6 decile
138,393	44,587	1,685	139,421	2,930	9,498	85,313	17,127	7 decile
171,151	44,226	2,497	173,243	5,665	8,410	122,212	15,477	8 decile
223,375	39,433	3,772	225,895	10,780	8,364	176,010	17,595	9 decile
409,444	39,660	1,315	292,263	3,392	7,135	369,614	16,034	10 decile
110,551	45,888	2,732	187,027	6,192	23,180	69,776	36,436	Miryang-si
38,364	5,573	2	40,765	3	4,608	9,548	6,153	1 decile
66,713	5,197	8	69,106	10	2,608	14,566	3,398	2 decile
75,091	5,426	82	76,802	110	1,940	18,167	2,919	3 decile
86,317	4,669	155	88,270	196	1,098	19,873	1,202	4 decile
98,999	4,717	158	99,532	204	2,015	31,573	3,243	5 decile
115,467	4,927	272	115,664	383	2,197	55,019	3,696	6 decile
138,404	5,655	352	139,463	616	3,481	87,796	5,738	7 decile
170,875	4,079	390	173,503	929	2,277	121,832	3,997	8 decile
222,630	3,213	936	229,671	2,730	1,809	174,492	3,626	9 decile
434,901	2,432	377	295,569	1,011	1,147	344,531	2,464	10 decile
134,137	164,461	4,945	170,380	9,621	42,990	73,108	70,621	Geosje-si
39,040	10,415	45	33,524	66	4,737	10,091	6,998	1 decile
66,815	11,296	95	67,748	115	4,477	14,584	6,061	2 decile
74,863	13,076	202	75,702	242	5,303	18,746	9,075	3 decile
86,582	13,045	197	85,527	275	4,414	19,850	4,671	4 decile
99,533	14,399	474	102,347	610	4,889	31,346	8,155	5 decile
115,327	15,512	567	116,708	759	4,377	53,842	7,529	6 decile
138,653	16,457	735	138,467	1,172	4,921	84,464	8,889	7 decile
171,676	17,867	862	172,445	1,810	3,743	121,962	6,614	8 decile
226,897	33,960	1,223	228,288	3,292	3,459	176,335	6,862	9 decile
355,248	18,434	545	290,170	1,280	2,670	363,967	5,767	10 decile
126,083	232,655	8,120	169,894	17,618	61,305	76,855	102,017	Yangsan-si
39,118	18,535	117	35,298	159	7,503	10,219	10,630	1 decile
66,591	20,976	203	67,041	236	7,285	14,648	10,077	2 decile
75,365	19,013	542	75,724	693	8,107	17,900	11,650	3 decile
86,288	20,434	429	86,448	578	3,912	19,877	4,212	4 decile
99,421	21,739	418	100,033	552	6,989	31,583	11,708	5 decile
115,506	24,672	766	116,677	1,153	5,782	53,819	10,170	6 decile
138,545	29,048	1,115	139,200	1,982	6,307	84,298	11,709	7 decile
171,492	30,660	1,478	174,015	3,506	5,580	121,726	10,490	8 decile
222,941	28,401	2,299	225,435	6,729	5,574	175,825	11,738	9 decile
404,719	19,177	753	294,566	2,030	4,266	370,949	9,633	10 decile
108,100	9,543	971	171,946	2,127	5,935	51,093	8,742	Uiryeong-gun
38,813	1,251	4	42,200	4	2,276	9,022	2,817	1 decile
67,115	1,289	25	65,794	34	499	15,330	746	2 decile
75,319	1,090	18	76,304	19	474	16,322	557	3 decile
86,208	977	33	88,299	40	76	20,376	116	4 decile
99,678	1,090	92	100,620	121	543	31,270	889	5 decile
115,581	854	134	115,843	218	526	54,083	893	6 decile
138,825	920	137	139,382	290	721	85,300	1,203	7 decile
171,059	844	154	175,703	380	366	119,991	654	8 decile
223,997	743	296	227,373	831	291	174,338	567	9 decile
409,748	485	78	290,035	190	163	393,789	300	10 decile
117,693	32,994	1,246	191,072	3,013	12,441	62,942	19,647	Haman-gun
38,175	3,087	7	26,799	19	3,430	9,301	4,379	1 decile
66,896	3,470	19	70,140	24	1,212	15,343	1,967	2 decile
75,291	3,172	21	77,390	24	1,161	16,223	1,343	3 decile
86,456	3,140	47	86,929	59	155	20,440	229	4 decile
99,305	3,898	81	99,689	114	1,146	31,492	1,886	5 decile
115,512	3,872	99	115,609	153	1,176	54,247	2,083	6 decile
137,906	3,948	111	140,362	205	1,785	86,529	3,124	7 decile
170,713	3,718	194	176,377	496	1,059	120,399	1,934	8 decile
222,209	2,595	516	227,343	1,516	813	172,798	1,640	9 decile
445,446	2,094	151	292,841	403	504	373,473	1,062	10 decile
107,185	26,095	1,281	178,497	2,903	13,713	54,714	20,975	Changnyeong-gun
37,505	3,688	1	29,990	1	4,474	9,166	5,603	1 decile
66,789	2,913	26	66,569	36	1,313	15,321	2,057	2 decile
75,240	2,768	22	77,307	25	1,174	16,205	1,349	3 decile
86,507	2,863	71	87,052	91	149	20,381	227	4 decile
99,267	2,784	111	99,810	151	1,271	31,386	2,067	5 decile
115,367	2,859	125	115,045	188	1,281	53,805	2,262	6 decile
138,267	2,412	149	139,883	289	2,021	87,309	3,418	7 decile
172,085	2,592	222	173,388	540	981	120,904	1,873	8 decile
220,801	1,822	421	228,057	1,234	651	171,161	1,280	9 decile
401,864	1,394	133	287,267	348	398	381,402	839	10 decile

Note : 1) As of the end of the Year 2) Based on the resident place

3) While C.E. is based on estimated contribution S.E. is based on imposed contribution

4) Excluding contributions of the insured recently retired from the company and contributions imposed on the monthly incomes

제 1-8 표  
Table 1-8

시·군·구별 보험료  
Distribution of Contributions by decile

구 분			계 Total			직장 계 I.W. Sub_Total			
			세대수 Households	평균보험료 Average Contribution	적용인구 Population under	가입자 Insured	평균보험료 Average Contribution	적용인구 Population under	
고성군	총인구	25,520	87,039	42,642	13,511	115,258	23,766	12,289	
	1분위	5,417	18,554	7,261	1,725	38,528	2,480	1,724	
	2분위	2,927	45,568	4,561	1,735	66,349	2,646	1,719	
	3분위	2,660	54,163	3,866	1,708	75,300	2,741	1,676	
	4분위	1,704	80,442	2,613	1,547	86,538	2,351	1,506	
	5분위	2,894	70,450	4,695	1,655	99,272	2,582	1,541	
	6분위	2,644	86,549	4,600	1,416	114,908	2,452	1,297	
	7분위	2,897	107,166	5,190	1,143	138,875	2,226	1,024	
	8분위	1,875	147,743	3,997	1,021	171,449	2,366	811	
	9분위	1,542	203,023	3,618	930	223,013	2,386	530	
남해군	총인구	960	388,477	2,241	631	388,277	1,536	461	
	1분위	19,794	83,984	32,834	9,516	115,753	16,725	8,386	
	2분위	5,006	16,456	6,779	1,249	38,324	1,799	1,247	
	3분위	2,303	48,674	3,617	1,503	66,441	2,337	1,443	
	4분위	2,001	54,235	2,865	1,289	75,266	1,975	1,267	
	5분위	1,161	78,764	1,821	1,031	86,137	1,624	988	
	6분위	1,983	63,167	3,344	928	99,311	1,518	815	
	7분위	1,872	83,278	3,263	896	115,482	1,490	767	
	8분위	2,151	104,636	3,851	751	138,201	1,478	649	
	9분위	1,274	147,934	2,652	677	172,656	1,515	516	
하남시	총인구	1,231	204,235	2,836	747	223,395	1,935	382	
	1분위	812	396,339	1,806	445	415,206	1,054	312	
	2분위	20,442	83,118	33,717	9,823	117,858	17,172	8,710	
	3분위	5,191	16,697	7,000	1,373	37,525	2,030	1,371	
	4분위	2,339	45,594	3,673	1,378	66,714	2,173	1,325	
	5분위	2,135	52,577	3,040	1,319	75,051	2,039	1,282	
	6분위	1,175	79,592	1,790	1,059	86,091	1,592	1,014	
	7분위	1,924	62,740	3,067	881	99,436	1,349	786	
	8분위	1,908	80,177	3,293	816	115,120	1,328	693	
	9분위	2,109	103,311	3,877	731	138,381	1,364	615	
산청군	총인구	1,505	149,709	3,062	855	172,264	1,853	685	
	1분위	1,344	207,241	3,096	880	225,035	2,195	526	
	2분위	812	375,115	1,819	531	369,277	1,249	413	
	3분위	17,110	81,700	27,858	8,316	111,936	14,413	7,360	
	4분위	4,414	17,743	5,774	1,353	37,250	1,896	1,352	
	5분위	2,070	47,964	3,156	1,317	66,659	2,042	1,304	
	6분위	1,720	54,305	2,437	1,107	75,355	1,721	1,068	
	7분위	988	79,415	1,539	885	86,295	1,384	845	
	8분위	1,693	65,510	2,755	851	99,241	1,353	773	
	9분위	1,548	80,361	2,767	669	115,233	1,174	586	
함안군	총인구	1,890	104,117	3,326	630	138,585	1,195	521	
	1분위	1,100	144,039	2,309	492	172,717	1,165	351	
	2분위	1,036	203,367	2,329	598	225,787	1,504	272	
	3분위	651	379,719	1,466	414	396,221	979	288	
	4분위	18,045	83,146	30,082	9,393	114,603	16,821	8,123	
	5분위	4,539	17,694	6,005	1,318	38,943	1,973	1,318	
	6분위	2,019	48,516	3,137	1,294	67,127	2,031	1,289	
	7분위	2,024	54,243	2,944	1,308	75,055	2,111	1,277	
	8분위	1,291	81,013	2,032	1,191	86,103	1,887	1,088	
	9분위	1,837	66,463	3,046	955	99,055	1,579	832	
거창군	총인구	1,624	82,930	2,869	767	115,470	1,312	654	
	1분위	1,709	106,984	3,194	719	138,363	1,353	596	
	2분위	1,152	147,898	2,449	618	172,399	1,400	442	
	3분위	1,187	207,687	2,866	767	226,416	2,042	330	
	4분위	663	378,925	1,540	456	383,127	1,133	297	
	5분위	29,317	91,984	51,769	16,397	123,213	30,688	14,082	
	6분위	6,156	17,938	8,518	1,784	39,226	2,703	1,779	
	7분위	3,472	48,281	5,780	2,211	67,090	3,689	2,199	
	8분위	3,236	54,650	4,721	2,114	75,084	3,398	2,080	
	9분위	2,016	80,848	3,110	1,845	86,464	2,849	1,689	
합천군	총인구	3,054	70,516	5,102	1,769	98,890	2,836	1,614	
	1분위	2,989	86,487	5,376	1,578	115,210	2,758	1,323	
	2분위	2,818	110,086	5,527	1,351	138,615	2,709	1,065	
	3분위	2,128	151,695	4,678	1,309	171,692	3,012	924	
	4분위	2,042	210,715	5,229	1,443	226,153	3,983	670	
	5분위	1,406	385,226	3,728	993	391,408	2,751	739	
	6분위	19,388	81,806	31,724	9,869	113,737	17,358	8,520	
	7분위	5,155	17,358	6,598	1,393	40,301	1,962	1,390	
	8분위	2,151	47,954	3,295	1,362	66,870	2,160	1,361	
	9분위	1,970	55,084	2,799	1,292	75,419	1,988	1,250	
합계	총인구	1,261	80,362	1,898	1,147	86,331	1,735	1,051	
	1분위	2,040	66,821	3,341	1,078	98,644	1,738	964	
	2분위	1,712	84,033	2,951	839	115,248	1,414	694	
	3분위	1,918	106,947	3,534	796	138,040	1,501	606	
	4분위	1,310	149,862	2,827	749	172,437	1,773	536	
	5분위	1,182	207,406	2,832	768	225,838	2,004	365	
	6분위	689	372,711	1,649	445	366,931	1,083	303	

주 : 1) 연도말 기준 2) 주민등록주소지 기준  
3) 직장은 산정보험료 기준이며, 지역은 부과보험료 기준  
4) 직장보험료는 임의계속가입자와 소득월액 대상자를 제외

# 분위별 현황 <계속>

## of Contribution in each District <Cont'd>

(단위 : 명, 원)

Unit : Person, Won

근로자 C.E.		공·교 G. & T.			지역 S.E.			Division
평균보험료 Average Contribution	적용인구 Population under	가입자 Insured	평균보험료 Average Contribution	적용인구 Population under	세대수 Households	평균보험료 Average Contribution	적용인구 Population under	
108,398	21,121	1,222	184,253	2,645	12,009	55,290	18,876	Goseong-gun
38,528	2,479	1	38,510	1	3,692	9,222	4,781	1 decile
66,337	2,628	16	67,638	18	1,192	15,320	1,915	2 decile
75,293	2,708	32	75,632	33	952	16,242	1,125	3 decile
86,530	2,302	41	86,867	49	157	20,368	262	4 decile
99,200	2,440	114	100,244	142	1,239	31,952	2,113	5 decile
114,804	2,279	119	116,044	173	1,228	53,848	2,148	6 decile
138,862	2,025	119	138,990	201	1,754	86,503	2,964	7 decile
170,527	1,846	210	175,010	520	854	119,401	1,631	8 decile
221,064	1,296	400	225,595	1,090	612	172,646	1,232	9 decile
424,545	1,118	170	289,925	418	329	388,862	705	10 decile
107,613	14,334	1,130	176,160	2,391	10,278	54,571	16,109	Namhae-gun
38,321	1,795	2	39,765	4	3,757	9,186	4,980	1 decile
66,370	2,264	60	68,137	73	800	15,295	1,280	2 decile
75,271	1,950	22	74,981	25	712	16,160	890	3 decile
86,065	1,572	43	87,782	52	130	20,296	197	4 decile
99,228	1,375	113	99,910	143	1,055	31,374	1,826	5 decile
115,395	1,320	129	115,996	170	976	53,715	1,773	6 decile
138,092	1,308	102	138,897	170	1,400	86,631	2,373	7 decile
172,194	1,122	161	174,135	393	597	119,899	1,137	8 decile
220,527	917	365	226,397	1,018	484	174,664	901	9 decile
469,195	711	133	288,555	343	367	373,462	752	10 decile
110,733	14,713	1,113	173,613	2,459	10,619	50,982	16,545	Hadong-gun
37,556	2,028	2	16,270	2	3,818	9,207	4,970	1 decile
66,860	2,105	53	63,057	68	961	15,310	1,500	2 decile
74,998	1,988	37	76,896	51	816	16,248	1,001	3 decile
86,047	1,530	45	87,072	62	116	20,265	198	4 decile
99,410	1,230	95	99,653	119	1,043	31,743	1,718	5 decile
115,185	1,139	123	114,758	189	1,092	54,065	1,965	6 decile
138,396	1,150	116	138,301	214	1,378	84,707	2,513	7 decile
171,732	1,405	170	174,411	448	650	120,040	1,209	8 decile
223,987	1,185	354	226,592	1,010	464	173,495	901	9 decile
393,418	953	118	284,785	296	281	386,147	570	10 decile
102,492	12,290	956	184,643	2,123	8,794	53,107	13,445	Sancheong-gun
37,238	1,895	1	53,680	1	3,061	9,121	3,878	1 decile
66,700	2,026	13	62,519	16	753	15,268	1,114	2 decile
75,258	1,678	39	78,012	43	613	16,291	716	3 decile
86,308	1,332	40	86,006	52	103	20,299	155	4 decile
99,128	1,251	78	100,358	102	842	31,418	1,402	5 decile
115,136	1,038	83	115,916	136	879	53,820	1,593	6 decile
138,196	970	109	140,444	225	1,260	86,883	2,131	7 decile
171,570	799	141	175,573	366	608	120,832	1,144	8 decile
220,633	628	326	230,088	876	438	172,758	825	9 decile
442,317	673	126	290,858	306	237	350,893	487	10 decile
104,093	14,086	1,270	181,824	2,735	8,652	48,996	13,261	Hamyang-gun
38,943	1,973	0	0	0	3,221	8,999	4,032	1 decile
67,132	2,019	5	65,798	12	725	15,299	1,106	2 decile
75,008	2,076	31	76,977	35	716	16,223	833	3 decile
86,069	1,762	103	86,462	125	100	20,390	145	4 decile
98,822	1,426	123	100,626	153	882	31,175	1,467	5 decile
115,337	1,166	113	116,242	146	857	53,807	1,557	6 decile
138,338	1,142	123	138,483	211	990	84,194	1,841	7 decile
171,293	969	176	175,177	431	534	119,544	1,049	8 decile
222,858	830	437	229,103	1,212	420	173,484	824	9 decile
434,022	723	159	288,059	410	207	369,668	407	10 decile
113,687	25,459	2,315	181,159	5,229	12,920	52,350	21,081	Geochang-gun
39,219	2,696	5	41,716	7	4,372	9,252	5,815	1 decile
67,078	3,670	12	69,404	19	1,261	15,301	2,091	2 decile
75,061	3,350	34	76,497	48	1,122	16,150	1,323	3 decile
86,317	2,661	156	88,049	188	171	20,255	261	4 decile
98,793	2,634	155	99,904	202	1,285	31,455	2,266	5 decile
115,093	2,412	255	115,820	346	1,411	54,363	2,618	6 decile
138,492	2,205	286	139,074	504	1,467	83,812	2,818	7 decile
170,833	2,087	385	173,754	925	819	119,733	1,666	8 decile
223,136	1,636	773	228,768	2,347	599	173,524	1,246	9 decile
426,509	2,108	254	289,285	643	413	370,363	977	10 decile
104,063	14,304	1,349	174,837	3,054	9,519	48,701	14,366	Hapcheon-gun
40,291	1,957	3	44,723	5	3,762	8,862	4,636	1 decile
66,869	2,159	1	67,830	1	789	15,303	1,135	2 decile
75,385	1,928	42	76,427	60	678	16,336	811	3 decile
86,275	1,616	96	86,946	119	114	20,303	163	4 decile
98,486	1,577	114	99,979	161	962	31,160	1,603	5 decile
114,997	1,190	145	116,448	224	873	54,035	1,537	6 decile
137,939	1,106	190	138,362	395	1,122	84,888	2,033	7 decile
172,642	1,197	213	171,921	576	561	119,721	1,054	8 decile
222,547	880	403	228,820	1,124	414	173,212	828	9 decile
404,597	694	142	286,559	389	244	383,251	566	10 decile

Note : 1) As of the end of the Year 2) Based on the resident place

3) While C.E. is based on estimated contribution S.E. is based on imposed contribution

4) Excluding contributions of the insured recently retired from the company and contributions imposed on the monthly incomes



## 제2장

# 진료실적 현황



제 2-1 표  
Table 2-1

시·군·구별  
Medical Treatment

구 분		진료실인원수 Patients	입내원일수 Visit	요양급여일수 Reimbursed Days	진료비 Medical Expense	급여비 Benefit
부 산		3,187,061	87,976,825	877,063,008	9,070,270,622	7,076,107,701
중 구		37,434	1,196,605	11,966,971	132,199,058	106,003,605
서 구		100,665	3,210,550	31,034,730	342,548,999	270,647,558
동 구		84,978	2,657,120	26,662,536	287,118,550	228,665,973
영 도 구		103,494	3,638,480	35,608,833	399,078,010	320,602,635
부 산 진 구		345,144	9,406,101	93,939,144	986,929,018	767,765,978
동 래 구		261,118	6,938,192	68,538,024	687,406,259	528,172,929
남 구		246,403	6,794,065	67,751,336	687,543,785	530,409,927
북 구		263,457	7,129,391	72,564,657	736,074,517	576,955,873
해 운 대 구		367,048	9,724,386	98,878,084	987,413,842	767,304,216
사 하 구		288,340	8,294,989	82,699,070	874,374,703	688,062,034
금 정 구		209,174	5,971,862	59,338,510	594,230,545	463,816,587
강 서 구		142,910	3,200,876	29,420,368	313,007,596	237,633,099
연 제 구		198,307	5,405,807	53,894,105	540,952,931	418,022,037
수 영 구		167,130	4,570,975	46,026,089	471,567,841	364,643,657
사 상 구		197,217	5,502,151	56,369,715	590,836,674	464,313,697
기 장 군		174,242	4,335,275	42,370,836	438,988,293	343,087,897
대 구		2,302,304	57,281,821	597,994,085	5,770,732,835	4,496,476,978
중 구		85,811	2,007,392	20,683,191	205,506,304	159,074,233
동 구		331,058	8,580,065	92,153,849	866,272,077	678,447,047
서 구		157,853	4,643,729	48,891,182	492,847,783	392,864,159
남 구		133,327	3,713,660	40,325,395	396,711,524	315,395,471
북 구		406,633	9,643,428	100,233,798	960,023,627	744,039,971
수 성 구		393,317	9,458,040	97,849,328	922,284,073	713,002,515
달 서 구		513,183	12,505,934	129,660,341	1,256,080,082	976,096,441
달 성 군		258,368	6,045,288	59,464,812	590,479,344	455,287,797
군 위 군		22,754	684,285	8,732,189	80,528,021	62,269,345
울 산		1,080,008	24,751,191	242,153,203	2,479,023,567	1,901,431,665
중 구		201,627	4,751,955	48,829,584	496,426,664	382,408,254
남 구		297,915	6,621,662	65,352,750	671,712,010	514,459,801
동 구		150,979	3,639,482	35,114,450	340,117,741	261,294,655
북 구		211,399	4,528,535	41,736,594	432,068,944	328,262,418
울 주 군		218,088	5,209,557	51,119,825	538,698,209	415,006,537
경 북		2,495,755	62,136,265	682,539,022	6,676,079,309	5,187,775,755
포 함 시 남 구		219,106	5,254,348	56,189,579	564,375,195	438,242,744
포 함 시 북 구		258,830	6,337,549	65,854,561	676,127,924	525,345,712
경 주 시		247,191	6,414,276	67,542,799	675,212,014	523,581,704
김 천 시		134,179	3,235,975	38,266,243	372,154,814	289,126,588
안 동 시		148,189	3,748,969	41,001,604	416,072,832	326,689,059

주 : 진료일 기준(의료이용은 약국제외, 요양급여일수, 진료비와 급여비는 약국포함)이며, 의료급여 포함



## 진료실적 현황 (계)

### Activities by District (Total)

(단위 : 명, 일, 천원, 원)  
Unit : Person, Day, 1,000Won, WON

진료실인원수당		Per Patient		입내원1일당		요양급여1일당		Division
진료비 Medical Expense	급여비 Benefit	입내원일수 Visit	요양급여일수 Reimbursed Days	진료비 Medical Expense	급여비 Benefit	진료비 Medical Expense	급여비 Benefit	
<b>2,845,967</b>	<b>2,220,261</b>	<b>27.60</b>	<b>275.19</b>	<b>103,098</b>	<b>80,431</b>	<b>10,342</b>	<b>8,068</b>	<b>Busan</b>
3,531,524	2,831,747	31.97	319.68	110,478	88,587	11,047	8,858	Jung-gu
3,402,861	2,688,596	31.89	308.30	106,695	84,299	11,038	8,721	Seo-gu
3,378,740	2,690,884	31.27	313.76	108,056	86,058	10,769	8,576	Dong-gu
3,856,050	3,097,790	35.16	344.07	109,683	88,114	11,207	9,003	Yeongdo-gu
2,859,470	2,224,480	27.25	272.17	104,924	81,624	10,506	8,173	Busanjin-gu
2,632,550	2,022,737	26.57	262.48	99,076	76,125	10,030	7,706	Dongnae-gu
2,790,322	2,152,611	27.57	274.96	101,198	78,070	10,148	7,829	Nam-gu
2,793,908	2,189,943	27.06	275.43	103,245	80,926	10,144	7,951	Buk-gu
2,690,149	2,090,474	26.49	269.39	101,540	78,905	9,986	7,760	Haeundae-gu
3,032,443	2,386,287	28.77	286.81	105,410	82,949	10,573	8,320	Saha-gu
2,840,843	2,217,372	28.55	283.68	99,505	77,667	10,014	7,816	Geumjeong-gu
2,190,243	1,662,816	22.40	205.87	97,788	74,240	10,639	8,077	Gangseo-gu
2,727,856	2,107,954	27.26	271.77	100,069	77,328	10,037	7,756	Yeonje-gu
2,821,563	2,181,797	27.35	275.39	103,166	79,774	10,246	7,923	Suyeong-gu
2,995,871	2,354,329	27.90	285.83	107,383	84,388	10,481	8,237	Sasang-gu
2,519,417	1,969,031	24.88	243.17	101,260	79,139	10,361	8,097	Gijang-gun
<b>2,506,503</b>	<b>1,953,034</b>	<b>24.88</b>	<b>259.74</b>	<b>100,743</b>	<b>78,497</b>	<b>9,650</b>	<b>7,519</b>	<b>Daegu</b>
2,394,871	1,853,774	23.39	241.03	102,375	79,244	9,936	7,691	Jung-gu
2,616,678	2,049,330	25.92	278.36	100,963	79,072	9,400	7,362	Dong-gu
3,122,195	2,488,798	29.42	309.73	106,132	84,601	10,081	8,035	Seo-gu
2,975,478	2,365,578	27.85	302.45	106,825	84,928	9,838	7,821	Nam-gu
2,360,909	1,829,758	23.72	246.50	99,552	77,155	9,578	7,423	Buk-gu
2,344,887	1,812,794	24.05	248.78	97,513	75,386	9,426	7,287	Suseong-gu
2,447,626	1,902,044	24.37	252.66	100,439	78,051	9,687	7,528	Dalseo-gu
2,285,420	1,762,168	23.40	230.16	97,676	75,313	9,930	7,656	Dalseong-gun
3,539,071	2,736,633	30.07	383.77	117,682	90,999	9,222	7,131	Gunwi-gun
<b>2,295,375</b>	<b>1,760,572</b>	<b>22.92</b>	<b>224.21</b>	<b>100,158</b>	<b>76,822</b>	<b>10,237</b>	<b>7,852</b>	<b>Ulsan</b>
2,462,104	1,896,612	23.57	242.18	104,468	80,474	10,167	7,831	Jung-gu
2,254,710	1,726,868	22.23	219.37	101,442	77,693	10,278	7,872	Nam-gu
2,252,749	1,730,669	24.11	232.58	93,452	71,794	9,686	7,441	Dong-gu
2,043,855	1,552,810	21.42	197.43	95,410	72,488	10,352	7,865	Buk-gu
2,470,096	1,902,932	23.89	234.40	103,406	79,663	10,538	8,118	Ulju-gun
<b>2,674,974</b>	<b>2,078,640</b>	<b>24.90</b>	<b>273.48</b>	<b>107,443</b>	<b>83,490</b>	<b>9,781</b>	<b>7,601</b>	<b>Gyeongbuk</b>
2,575,809	2,000,140	23.98	256.45	107,411	83,406	10,044	7,799	Nam-gu
2,612,247	2,029,694	24.49	254.43	106,686	82,894	10,267	7,977	Buk-gu
2,731,540	2,118,126	25.95	273.24	105,267	81,628	9,997	7,752	Gyeongju-si
2,773,570	2,154,783	24.12	285.19	115,005	89,348	9,725	7,556	Gimcheon-si
2,807,717	2,204,543	25.30	276.68	110,983	87,141	10,148	7,968	Andong-si

Note : Based on the Treatments(excluding pharmacy from Medical Service Use, including pharmacy in Treatment Days/Medical Expense /Benefit Amount) including Medical aid

제 2-1 표  
Table 2-1

시·군·구별  
Medical Treatment

구 분	진료실인원수 Patients	입내원일수 Visit	요양급여일수 Reimbursed Days	진료비 Medical Expense	급여비 Benefit
구 미 시	391,402	7,806,453	82,602,640	763,458,431	584,472,644
영 주 시	97,404	2,563,381	28,317,484	279,116,418	218,220,277
영 천 시	99,161	2,960,019	31,924,586	309,152,330	242,733,442
상 주 시	91,493	2,492,422	30,147,356	296,692,106	231,233,127
문 경 시	67,028	1,812,311	20,841,347	197,616,461	153,352,989
경 산 시	262,111	6,296,165	65,974,798	630,514,030	488,637,164
의 성 군	49,057	1,527,077	18,185,868	181,876,176	141,987,725
청 송 군	23,432	620,452	8,301,647	79,750,822	62,092,064
영 양 군	15,103	359,568	5,104,716	47,442,897	36,753,347
영 덕 군	33,616	1,120,224	13,015,507	126,849,614	99,951,574
청 도 군	40,852	1,379,140	15,077,675	153,210,289	119,961,897
고 령 군	30,474	858,432	10,531,669	99,220,552	77,390,846
성 주 군	41,985	1,271,501	14,362,281	141,047,205	109,634,063
칠 곡 군	108,226	2,532,607	27,571,931	258,047,695	200,161,823
예 천 군	54,191	1,448,604	15,738,308	160,905,178	125,384,889
봉 화 군	28,518	762,440	9,684,993	93,399,738	72,749,857
울 진 군	45,467	1,150,284	13,643,702	131,031,032	102,762,057
울 립 군	8,740	184,068	2,657,728	22,805,555	17,310,163
<b>경 남</b>	<b>3,180,233</b>	<b>79,721,499</b>	<b>778,378,788</b>	<b>8,273,243,048</b>	<b>6,396,759,396</b>
창 원 시 의 창 구	207,283	4,870,619	46,891,043	498,548,497	384,657,984
창 원 시 성 산 구	238,798	4,980,911	47,123,640	488,699,052	366,730,069
창원시 마산합포구	172,983	4,643,995	44,578,154	499,240,962	390,120,403
창원시 마산회원구	173,384	4,467,973	44,279,862	473,327,161	369,062,296
창 원 시 진 해 구	185,989	4,352,845	41,095,369	441,656,189	340,310,030
진 주 시	330,212	7,523,865	75,896,529	778,553,874	600,583,973
통 영 시	117,945	3,294,679	31,406,659	334,025,947	262,539,570
사 천 시	106,984	2,869,528	27,673,800	306,517,154	239,373,695
김 해 시	527,341	12,424,143	112,730,473	1,256,171,954	966,018,676
밀 양 시	100,533	2,866,805	30,686,328	323,645,872	252,818,274
거 제 시	230,058	5,093,791	48,310,239	508,763,929	387,472,577
양 산 시	346,344	8,449,569	81,192,727	838,067,515	647,502,024
의 령 군	25,326	946,986	9,186,372	98,127,852	77,005,066
함 안 군	60,728	1,670,455	17,556,525	185,625,678	144,852,022
창 녕 군	57,646	1,863,330	19,795,978	202,875,976	158,626,084
고 성 군	49,002	1,517,264	15,574,901	170,197,823	132,217,832
남 해 군	40,161	1,401,385	14,020,811	149,348,432	116,236,049
하 동 군	40,539	1,282,048	13,952,610	143,085,559	111,455,247
산 청 군	33,273	1,051,758	11,183,788	117,094,793	91,053,148
함 양 군	36,285	1,160,896	12,471,905	124,303,016	96,715,423
거 창 군	58,865	1,606,036	17,627,390	175,623,588	136,798,257
합 천 군	40,554	1,382,618	15,143,685	159,742,223	124,610,698

주 : 진료일 기준(의료이용은 약국제외, 요양급여일수, 진료비와 급여비는 약국포함)이며, 의료급여 포함

# 진료실적 현황 (계) <계속> Activities by District (Total) <Cont'd>

(단위 : 명, 일, 천원, 원)  
Unit : Person, Day, 1,000Won, WON

진료실인원수당		Per Patient		입내원1일당		요양급여1일당		Division
진료비 Medical Expense	급여비 Benefit	입내원일수 Visit	요양급여일수 Reimbursed Days	진료비 Medical Expense	급여비 Benefit	진료비 Medical Expense	급여비 Benefit	
1,950,574	1,493,280	19.94	211.04	97,798	74,870	9,243	7,076	Gumi-si
2,865,554	2,240,363	26.32	290.72	108,886	85,130	9,857	7,706	Yeongju-si
3,117,681	2,447,872	29.85	321.95	104,443	82,004	9,684	7,603	Yeongcheon-si
3,242,785	2,527,331	27.24	329.50	119,038	92,774	9,841	7,670	Sangju-si
2,948,267	2,287,894	27.04	310.93	109,041	84,617	9,482	7,358	Mungyeong-si
2,405,523	1,864,238	24.02	251.71	100,143	77,609	9,557	7,406	Gyeongsan-si
3,707,446	2,894,342	31.13	370.71	119,101	92,980	10,001	7,808	Uiseong-gun
3,403,500	2,649,883	26.48	354.29	128,537	100,076	9,607	7,479	Cheongsong-gun
3,141,290	2,433,513	23.81	337.99	131,944	102,215	9,294	7,200	Yeongyang-gun
3,773,489	2,973,333	33.32	387.18	113,236	89,225	9,746	7,679	Yeongdeok-gun
3,750,374	2,936,500	33.76	369.08	111,091	86,983	10,161	7,956	Cheongdo-gun
3,255,908	2,539,570	28.17	345.60	115,583	90,154	9,421	7,348	Goryeong-gun
3,359,467	2,611,267	30.28	342.08	110,930	86,224	9,821	7,633	Seongju-gun
2,384,341	1,849,480	23.40	254.76	101,890	79,034	9,359	7,260	Chilgok-gun
2,969,223	2,313,759	26.73	290.42	111,076	86,556	10,224	7,967	Yecheon-gun
3,275,115	2,551,015	26.74	339.61	122,501	95,417	9,644	7,512	Bonghwa-gun
2,881,893	2,260,146	25.30	300.08	113,912	89,336	9,604	7,532	Uljin-gun
2,609,331	1,980,568	21.06	304.09	123,897	94,042	8,581	6,513	Ulleung-gun
<b>2,601,458</b>	<b>2,011,412</b>	<b>25.07</b>	<b>244.76</b>	<b>103,777</b>	<b>80,239</b>	<b>10,629</b>	<b>8,218</b>	<b>Gyeongnam</b>
2,405,159	1,855,714	23.50	226.22	102,358	78,975	10,632	8,203	Uichang-gu
2,046,496	1,535,733	20.86	197.34	98,114	73,627	10,371	7,782	Seongsan-gu
2,886,070	2,255,253	26.85	257.70	107,502	84,005	11,199	8,751	Masanhappo-gu
2,729,936	2,128,583	25.77	255.39	105,938	82,602	10,689	8,335	Masanhoewon-gu
2,374,636	1,829,732	23.40	220.96	101,464	78,181	10,747	8,281	Jinhae-gu
2,357,739	1,818,783	22.78	229.84	103,478	79,824	10,258	7,913	Jinju-si
2,832,048	2,225,949	27.93	266.28	101,383	79,686	10,636	8,359	Tongyeong-si
2,865,075	2,237,472	26.82	258.67	106,818	83,419	11,076	8,650	Sacheon-si
2,382,087	1,831,867	23.56	213.77	101,107	77,753	11,143	8,569	Gimhae-si
3,219,300	2,514,779	28.52	305.24	112,894	88,188	10,547	8,239	Miryang-si
2,211,459	1,684,239	22.14	209.99	99,879	76,068	10,531	8,021	Geoje-si
2,419,755	1,869,534	24.40	234.43	99,185	76,631	10,322	7,975	Yangsang-si
3,874,589	3,040,554	37.39	362.72	103,621	81,316	10,682	8,383	Uiryeong-gun
3,056,674	2,385,259	27.51	289.10	111,123	86,714	10,573	8,251	Haman-gun
3,519,342	2,751,728	32.32	343.41	108,878	85,130	10,248	8,013	Changnyeong-gun
3,473,283	2,698,213	30.96	317.84	112,174	87,142	10,928	8,489	Goseong-gun
3,718,743	2,894,252	34.89	349.12	106,572	82,944	10,652	8,290	Namhae-gun
3,529,578	2,749,334	31.63	344.18	111,607	86,935	10,255	7,988	Hadong-gun
3,519,214	2,736,548	31.61	336.12	111,332	86,572	10,470	8,142	Sancheong-gun
3,425,741	2,665,438	31.99	343.72	107,075	83,311	9,967	7,755	Hamyang-gun
2,983,498	2,323,932	27.28	299.45	109,352	85,178	9,963	7,761	Geochang-gun
3,939,000	3,072,710	34.09	373.42	115,536	90,127	10,548	8,229	Hapcheon-gun

Note : Based on the Treatments(excluding pharmacy from Medical Service Use, including pharmacy in Treatment Days/Medical Expense /Benefit Amount) including Medical aid

제 2-2 표  
Table 2-2

시·군·구별  
Medical Treatment

구 분		진료실인원수 Patients	입내원일수 Visit	요양급여일수 Reimbursed Days	진료비 Medical Expense	급여비 Benefit
부 산		3,046,243	77,752,713	797,614,903	7,986,335,526	6,025,538,802
중 구		34,373	962,321	10,176,014	106,072,013	80,662,995
서 구		94,293	2,703,392	27,397,106	290,377,421	220,053,222
동 구		78,379	2,194,312	22,889,167	238,406,957	181,514,183
영 도 구		94,665	2,953,534	30,122,742	320,798,342	244,456,922
부 산 진 구		330,873	8,362,804	85,900,367	874,493,353	658,959,581
동 래 구		253,954	6,398,222	64,586,328	632,614,127	475,136,377
남 구		238,595	6,211,345	63,405,372	628,249,554	473,108,226
북 구		248,505	6,106,454	64,121,004	625,200,887	469,390,622
해 운 대 구		353,667	8,756,997	91,168,008	883,994,401	666,845,670
사 하 구		272,174	7,100,160	73,567,525	750,357,072	568,011,269
금 정 구		200,190	5,275,364	54,328,566	524,546,391	396,343,880
강 서 구		140,450	3,052,673	28,285,258	296,738,129	221,946,142
연 제 구		190,989	4,871,740	49,819,418	486,523,771	365,286,559
수 영 구		161,021	4,165,892	42,739,673	428,427,264	322,826,712
사 상 구		186,025	4,695,047	50,089,014	505,165,136	381,193,678
기 장 군		168,090	3,942,456	39,019,341	394,370,708	299,802,766
대 구		2,206,875	50,792,993	543,479,476	5,069,667,920	3,815,573,697
중 구		83,122	1,840,585	19,218,551	187,090,852	141,140,494
동 구		316,022	7,577,537	83,104,069	757,981,668	573,127,086
서 구		147,105	3,865,597	42,863,285	405,596,415	308,243,335
남 구		123,227	3,090,988	34,649,920	327,374,281	248,046,387
북 구		393,481	8,712,275	92,859,834	862,331,675	649,214,447
수 성 구		379,687	8,562,341	90,238,107	827,736,257	621,094,219
달 서 구		491,666	11,012,372	116,875,605	1,094,518,336	819,054,951
달 성 군		250,641	5,497,593	55,376,063	532,119,155	398,809,717
군 위 군		21,924	633,705	8,294,042	74,919,282	56,843,062
울 산		1,057,389	23,160,387	230,175,685	2,304,711,746	1,732,739,858
중 구		196,358	4,398,119	45,914,378	457,196,408	344,319,452
남 구		291,881	6,202,441	62,062,097	623,147,597	467,488,098
동 구		147,703	3,442,434	33,371,243	317,371,810	239,187,370
북 구		208,345	4,342,790	40,270,734	411,619,369	308,506,534
울 주 군		213,102	4,774,603	48,557,233	495,376,562	373,238,404
경 북		2,405,174	55,723,020	634,721,420	5,995,841,491	4,528,979,088
포 향 시 남 구		210,891	4,708,754	51,616,381	502,286,398	378,032,875
포 향 시 북 구		249,181	5,629,365	60,645,479	598,104,745	449,779,893
경 주 시		238,729	5,811,700	63,204,136	610,621,653	461,121,886
김 천 시		128,973	2,868,183	35,458,616	332,652,926	250,862,102
안 동 시		141,176	3,252,866	37,472,698	365,358,837	277,659,341

주 : 진료일 기준(의료이용은 약국제외, 요양급여일수, 진료비와 급여비는 약국포함)이며, 의료급여 포함

# 진료실적 현황 (건강보험)

## Activities by District (Health Insurance)

(단위 : 명, 일, 천원, 원)  
Unit : Person, Day, 1,000Won, WON

진료실인원수당 Per Patient		입내원1일당 Per Visit		요양급여1일당 Per reimbursed day				Division
진료비 Medical Expense	급여비 Benefit	입내원일수 Visit	요양급여일수 Reimbursed Days	진료비 Medical Expense	급여비 Benefit	진료비 Medical Expense	급여비 Benefit	
<b>2,621,700</b>	<b>1,978,023</b>	<b>25.52</b>	<b>261.84</b>	<b>102,715</b>	<b>77,496</b>	<b>10,013</b>	<b>7,554</b>	<b>Busan</b>
3,085,911	2,346,696	28.00	296.05	110,225	83,821	10,424	7,927	Jung-gu
3,079,523	2,333,717	28.67	290.55	107,412	81,399	10,599	8,032	Seo-gu
3,041,720	2,315,852	28.00	292.03	108,648	82,720	10,416	7,930	Dong-gu
3,388,775	2,582,337	31.20	318.20	108,615	82,768	10,650	8,115	Yeongdo-gu
2,642,988	1,991,579	25.27	259.62	104,569	78,796	10,180	7,671	Busanjin-gu
2,491,058	1,870,954	25.19	254.32	98,873	74,261	9,795	7,357	Dongnae-gu
2,633,121	1,982,892	26.03	265.74	101,145	76,168	9,908	7,462	Nam-gu
2,515,848	1,888,858	24.57	258.03	102,384	76,868	9,750	7,320	Buk-gu
2,499,511	1,885,518	24.76	257.78	100,947	76,150	9,696	7,314	Haeundae-gu
2,756,902	2,086,942	26.09	270.30	105,682	80,000	10,200	7,721	Saha-gu
2,620,243	1,979,839	26.35	271.39	99,433	75,131	9,655	7,295	Geumjeong-gu
2,112,767	1,580,250	21.73	201.39	97,206	72,706	10,491	7,847	Gangseo-gu
2,547,392	1,912,605	25.51	260.85	99,867	74,981	9,766	7,332	Yeonje-gu
2,660,692	2,004,873	25.87	265.43	102,842	77,493	10,024	7,553	Suyeong-gu
2,715,577	2,049,153	25.24	269.26	107,595	81,191	10,085	7,610	Sasang-gu
2,346,188	1,783,585	23.45	232.13	100,032	76,045	10,107	7,683	Gijang-gun
<b>2,297,216</b>	<b>1,728,949</b>	<b>23.02</b>	<b>246.27</b>	<b>99,810</b>	<b>75,120</b>	<b>9,328</b>	<b>7,021</b>	<b>Daegu</b>
2,250,798	1,697,992	22.14	231.21	101,647	76,682	9,735	7,344	Jung-gu
2,398,509	1,813,567	23.98	262.97	100,030	75,635	9,121	6,896	Dong-gu
2,757,190	2,095,397	26.28	291.38	104,925	79,740	9,463	7,191	Seo-gu
2,656,677	2,012,922	25.08	281.19	105,913	80,248	9,448	7,159	Nam-gu
2,191,546	1,649,926	22.14	236.00	98,979	74,517	9,286	6,991	Buk-gu
2,180,049	1,635,806	22.55	237.66	96,672	72,538	9,173	6,883	Suseong-gu
2,226,142	1,665,877	22.40	237.71	99,390	74,376	9,365	7,008	Dalseo-gu
2,123,033	1,591,159	21.93	220.94	96,791	72,543	9,609	7,202	Dalseong-gun
3,417,227	2,592,732	28.90	378.31	118,224	89,700	9,033	6,853	Gunwi-gun
<b>2,179,625</b>	<b>1,638,697</b>	<b>21.90</b>	<b>217.68</b>	<b>99,511</b>	<b>74,815</b>	<b>10,013</b>	<b>7,528</b>	<b>Ulsan</b>
2,328,382	1,753,529	22.40	233.83	103,953	78,288	9,958	7,499	Jung-gu
2,134,937	1,601,639	21.25	212.63	100,468	75,372	10,041	7,533	Nam-gu
2,148,716	1,619,381	23.31	225.93	92,194	69,482	9,510	7,167	Dong-gu
1,975,662	1,480,748	20.84	193.29	94,782	71,039	10,221	7,661	Buk-gu
2,324,598	1,751,454	22.41	227.86	103,752	78,172	10,202	7,687	Ulju-gun
<b>2,492,893</b>	<b>1,883,015</b>	<b>23.17</b>	<b>263.90</b>	<b>107,601</b>	<b>81,277</b>	<b>9,446</b>	<b>7,135</b>	<b>Gyeongbuk</b>
2,381,735	1,792,551	22.33	244.75	106,671	80,283	9,731	7,324	Nam-gu
2,400,282	1,805,033	22.59	243.38	106,247	79,899	9,862	7,417	Buk-gu
2,557,803	1,931,570	24.34	264.75	105,068	79,344	9,661	7,296	Gyeongju-si
2,579,245	1,945,075	22.24	274.93	115,980	87,464	9,381	7,075	Gimcheon-si
2,587,967	1,966,760	23.04	265.43	112,319	85,358	9,750	7,410	Andong-si

Note : Based on the Treatments(excluding pharmacy from Medical Service Use, including pharmacy in Treatment Days/Medical Expense /Benefit Amount) including Medical aid

제 2-2 표  
Table 2-2

시·군·구별  
Medical Treatment

구 분	진료실인원수 Patients	입내원일수 Visit	요양급여일수 Reimbursed Days	진료비 Medical Expense	급여비 Benefit
구 미 시	382,682	7,281,823	78,157,464	707,813,985	530,601,064
영 주 시	92,719	2,252,753	26,022,192	246,560,039	186,733,783
영 천 시	94,093	2,565,327	29,132,712	269,916,933	204,701,195
상 주 시	88,120	2,240,839	28,309,583	268,542,830	203,933,119
문 경 시	64,584	1,659,195	19,543,386	180,716,315	136,914,558
경 산 시	253,523	5,750,943	61,431,835	571,529,311	431,324,950
의 성 군	46,917	1,341,111	17,064,240	162,984,701	123,722,178
청 송 군	22,434	554,518	7,811,888	72,585,214	55,186,194
영 양 군	14,383	321,364	4,773,104	43,021,664	32,472,643
영 덕 군	31,792	971,806	11,920,805	112,202,451	85,777,742
청 도 군	39,231	1,199,990	14,165,630	136,053,834	103,341,834
고 령 군	29,055	770,397	9,741,213	89,574,508	68,054,275
성 주 군	40,273	1,124,057	13,428,383	126,462,130	95,583,549
칠 곡 군	104,540	2,245,451	25,598,151	229,447,679	172,497,604
예 천 군	52,317	1,303,710	14,803,920	145,910,878	110,858,500
봉 화 군	27,461	681,280	9,183,559	84,821,272	64,433,077
울 진 군	43,521	1,013,106	12,665,918	117,071,328	89,215,733
울 립 군	8,579	174,482	2,570,127	21,601,861	16,170,994
<b>경 남</b>	<b>3,082,443</b>	<b>72,160,824</b>	<b>727,458,501</b>	<b>7,488,242,410</b>	<b>5,637,653,186</b>
창 원 시 의 창 구	201,524	4,467,794	43,920,750	453,816,227	341,380,662
창 원 시 성 산 구	236,074	4,804,942	45,786,207	469,427,092	348,096,589
창원시 마산합포구	166,616	4,106,685	41,137,562	441,057,027	333,802,973
창원시 마산회원구	167,656	4,006,776	41,033,212	422,620,012	319,898,640
창 원 시 진 해 구	181,419	4,001,500	38,647,670	403,523,101	303,419,197
진 주 시	319,438	6,794,277	70,348,529	703,942,587	528,448,368
통 영 시	112,216	2,876,043	28,452,676	291,282,400	221,218,608
사 천 시	102,984	2,528,126	25,556,303	272,573,535	206,477,296
김 해 시	512,813	11,267,906	105,228,730	1,132,306,863	846,340,243
밀 양 시	95,999	2,525,274	28,290,349	288,308,249	218,610,495
거 제 시	225,352	4,765,747	46,071,779	474,676,573	354,595,526
양 산 시	336,487	7,660,383	76,126,913	759,901,880	571,967,630
의 령 군	24,013	818,175	8,534,627	86,298,962	65,603,903
함 안 군	58,640	1,501,696	16,434,555	167,261,026	127,094,505
창 녕 군	55,263	1,635,150	18,420,196	180,856,507	137,304,798
고 성 군	46,848	1,348,285	14,470,635	152,794,030	115,408,740
남 해 군	38,649	1,276,307	13,274,315	137,616,532	104,903,373
하 동 군	38,575	1,124,789	12,979,326	127,579,941	96,487,276
산 청 군	31,899	939,652	10,451,275	106,698,715	80,993,629
함 양 군	34,673	1,050,628	11,661,254	113,119,243	85,899,539
거 창 군	56,604	1,445,475	16,506,400	159,183,677	120,878,297
합 천 군	38,701	1,215,214	14,125,238	143,398,232	108,822,900

주 : 진료일 기준(의료이용은 약국제외, 요양급여일수, 진료비와 급여비는 약국포함)이며, 의료급여 포함

# 진료실적 현황 (건강보험) <계속>

## Activities by District (Health Insurance) <Cont'd>

(단위 : 명, 일, 천원, 원)

Unit : Person, Day, 1,000Won, WON

진료실인원수당		Per Patient		입내원1일당		요양급여1일당		Division
진료비 Medical Expense	급여비 Benefit	입내원일수 Visit	요양급여일수 Reimbursed Days	진료비 Medical Expense	급여비 Benefit	진료비 Medical Expense	급여비 Benefit	
1,849,614	1,386,533	19.03	204.24	97,203	72,867	9,056	6,789	Gumi-si
2,659,218	2,013,975	24.30	280.66	109,448	82,891	9,475	7,176	Yeongju-si
2,868,619	2,175,520	27.26	309.62	105,217	79,795	9,265	7,027	Yeongcheon-si
3,047,467	2,314,266	25.43	321.26	119,840	91,007	9,486	7,204	Sangju-si
2,798,159	2,119,945	25.69	302.60	108,918	82,519	9,247	7,006	Mungyeong-si
2,254,349	1,701,325	22.68	242.31	99,380	75,001	9,303	7,021	Gyeongsan-si
3,473,894	2,637,044	28.58	363.71	121,530	92,253	9,551	7,250	Uiseong-gun
3,235,500	2,459,936	24.72	348.22	130,898	99,521	9,292	7,064	Cheongsong-gun
2,991,147	2,257,710	22.34	331.86	133,872	101,046	9,013	6,803	Yeongyang-gun
3,529,267	2,698,092	30.57	374.96	115,458	88,266	9,412	7,196	Yeongdeok-gun
3,468,018	2,634,188	30.59	361.08	113,379	86,119	9,605	7,295	Cheongdo-gun
3,082,929	2,342,257	26.52	335.27	116,271	88,337	9,195	6,986	Goryeong-gun
3,140,122	2,373,390	27.91	333.43	112,505	85,034	9,418	7,118	Seongju-gun
2,194,831	1,650,063	21.48	244.86	102,183	76,821	8,963	6,739	Chilgok-gun
2,788,976	2,118,977	24.92	282.97	111,920	85,033	9,856	7,488	Yecheon-gun
3,088,790	2,346,349	24.81	334.42	124,503	94,576	9,236	7,016	Bonghwa-gun
2,689,996	2,049,947	23.28	291.03	115,557	88,062	9,243	7,044	Uljin-gun
2,517,993	1,884,951	20.34	299.58	123,806	92,680	8,405	6,292	Ulleung-gun
<b>2,429,321</b>	<b>1,828,956</b>	<b>23.41</b>	<b>236.00</b>	<b>103,772</b>	<b>78,126</b>	<b>10,294</b>	<b>7,750</b>	<b>Gyeongnam</b>
2,251,921	1,693,995	22.17	217.94	101,575	76,409	10,333	7,773	Uichang-gu
1,988,474	1,474,523	20.35	193.95	97,697	72,446	10,253	7,603	Seongsan-gu
2,647,147	2,003,427	24.65	246.90	107,400	81,283	10,722	8,114	Masanhappo-gu
2,520,757	1,908,066	23.90	244.75	105,476	79,839	10,299	7,796	Masanhoewon-gu
2,224,260	1,672,478	22.06	213.03	100,843	75,826	10,441	7,851	Jinhae-gu
2,203,691	1,654,307	21.27	220.23	103,608	77,778	10,007	7,512	Jinju-si
2,595,730	1,971,364	25.63	253.55	101,279	76,918	10,237	7,775	Tongyeong-si
2,646,756	2,004,945	24.55	248.16	107,816	81,672	10,666	8,079	Sacheon-si
2,208,031	1,650,388	21.97	205.20	100,490	75,111	10,760	8,043	Gimhae-si
3,003,242	2,277,216	26.31	294.69	114,169	86,569	10,191	7,727	Miryang-si
2,106,378	1,573,518	21.15	204.44	99,602	74,405	10,303	7,697	Geoje-si
2,258,339	1,699,821	22.77	226.24	99,199	74,666	9,982	7,513	Yangsang-si
3,593,843	2,732,016	34.07	355.42	105,477	80,183	10,112	7,687	Uiryeong-gun
2,852,337	2,167,369	25.61	280.26	111,381	84,634	10,177	7,733	Haman-gun
3,272,651	2,484,570	29.59	333.32	110,605	83,971	9,818	7,454	Changnyeong-gun
3,261,485	2,463,472	28.78	308.88	113,325	85,597	10,559	7,975	Goseong-gun
3,560,675	2,714,258	33.02	343.46	107,824	82,193	10,367	7,903	Namhae-gun
3,307,322	2,501,290	29.16	336.47	113,426	85,783	9,829	7,434	Hadong-gun
3,344,892	2,539,065	29.46	327.64	113,551	86,195	10,209	7,750	Sancheong-gun
3,262,459	2,477,419	30.30	336.32	107,668	81,760	9,700	7,366	Hamyang-gun
2,812,234	2,135,508	25.54	291.61	110,126	83,625	9,644	7,323	Geochang-gun
3,705,285	2,811,889	31.40	364.98	118,002	89,550	10,152	7,704	Hapcheon-gun

Note : Based on the Treatments(excluding pharmacy from Medical Service Use, including pharmacy in Treatment Days/Medical Expense /Benefit Amount) including Medical aid

제 2-3 표  
Table 2-3

시·군·구별  
Medical Treatment

구 분		진료실인원수 Patients	입내원일수 Visit	요양급여일수 Reimbursed Days	진료비 Medical Expense	급여비 Benefit
부 산		105,714	9,113,000	69,912,955	990,702,157	964,094,636
중 구		2,396	214,076	1,610,952	24,336,237	23,686,721
서 구		5,185	468,475	3,319,514	48,887,686	47,533,793
동 구		4,944	414,416	3,327,922	44,864,411	43,606,906
영 도 구		6,947	622,659	4,928,192	72,691,764	70,979,797
부 산 진 구		10,585	928,479	7,046,956	102,566,617	99,664,544
동 래 구		5,493	490,060	3,527,799	50,725,349	49,262,320
남 구		5,873	519,862	3,798,982	54,121,746	52,485,141
북 구		11,073	898,125	7,385,149	100,559,933	97,993,697
해 운 대 구		9,926	853,376	6,697,013	93,617,565	91,327,040
사 하 구		11,426	1,037,826	7,790,299	110,656,143	107,693,438
금 정 구		6,989	631,784	4,501,319	64,316,539	62,518,845
강 서 구		1,824	132,388	998,145	14,971,073	14,490,841
연 제 구		5,445	474,384	3,572,331	49,634,735	48,291,328
수 영 구		4,417	352,823	2,866,088	38,962,120	37,913,309
사 상 구		8,547	724,450	5,575,070	78,687,120	76,650,561
기 장 군		4,644	349,817	2,967,224	41,103,120	39,996,356
대 구		72,802	5,825,944	48,807,579	647,330,014	630,721,370
중 구		2,111	151,738	1,327,271	17,128,042	16,731,061
동 구		11,895	908,953	8,216,539	100,642,547	98,172,809
서 구		8,029	695,381	5,292,311	80,656,809	78,464,780
남 구		7,700	551,970	5,070,396	63,688,532	62,038,784
북 구		10,351	854,270	6,740,258	91,581,430	89,109,409
수 성 구		10,163	791,786	6,727,555	86,349,452	84,227,999
달 서 구		16,369	1,343,167	11,499,639	149,073,973	145,398,698
달 성 군		5,487	482,009	3,535,501	52,888,987	51,419,636
군 위 군		697	46,670	398,109	5,320,241	5,158,193
울 산		18,066	1,453,760	10,820,028	162,539,886	157,947,547
중 구		4,359	327,131	2,689,955	36,970,688	36,020,815
남 구		4,933	383,600	2,982,014	45,190,003	43,907,322
동 구		2,405	173,143	1,534,141	20,850,413	20,362,296
북 구		2,275	165,112	1,282,488	18,772,292	18,206,657
울 주 군		4,094	404,774	2,331,430	40,756,488	39,450,458
경 북		73,880	5,968,890	43,909,743	643,128,709	624,446,159
포 향 시 남 구		6,551	504,589	4,189,083	58,443,128	56,845,964
포 향 시 북 구		7,443	650,363	4,699,280	73,063,551	70,979,840
경 주 시		7,060	564,327	4,020,167	61,388,173	59,526,308
김 천 시		4,324	344,482	2,592,591	37,458,267	36,380,701
안 동 시		5,744	464,760	3,249,153	48,197,588	46,693,412

주 : 진료일 기준(의료이용은 약국제외, 요양급여일수, 진료비와 급여비는 약국포함)이며, 의료급여 포함



# 진료실적 현황 (의료급여 1종)

## Activities by District (Medical Aid Class 1)

(단위 : 명, 일, 천원, 원)  
Unit : Person, Day, 1,000Won, WON

진료실인원수당 Per Patient				입내원1일당 Per Visit		요양급여1일당 Per reimbursed day		Division
진료비 Medical Expense	급여비 Benefit	입내원일수 Visit	요양급여일수 Reimbursed Days	진료비 Medical Expense	급여비 Benefit	진료비 Medical Expense	급여비 Benefit	
9,371,532	9,119,839	86.20	661.34	108,713	105,793	14,171	13,790	Busan
10,157,027	9,885,944	89.35	672.35	113,680	110,646	15,107	14,704	Jung-gu
9,428,676	9,167,559	90.35	640.21	104,355	101,465	14,727	14,320	Seo-gu
9,074,517	8,820,167	83.82	673.12	108,259	105,225	13,481	13,103	Dong-gu
10,463,763	10,217,331	89.63	709.40	116,744	113,995	14,750	14,403	Yeongdo-gu
9,689,808	9,415,639	87.72	665.75	110,467	107,342	14,555	14,143	Busanjin-gu
9,234,544	8,968,199	89.22	642.24	103,508	100,523	14,379	13,964	Dongnae-gu
9,215,349	8,936,683	88.52	646.86	104,108	100,960	14,246	13,816	Nam-gu
9,081,544	8,849,788	81.11	666.95	111,967	109,109	13,617	13,269	Buk-gu
9,431,550	9,200,790	85.97	674.69	109,703	107,019	13,979	13,637	Haeundae-gu
9,684,592	9,425,296	90.83	681.80	106,623	103,768	14,204	13,824	Saha-gu
9,202,538	8,945,321	90.40	644.06	101,801	98,956	14,288	13,889	Geumjeong-gu
8,207,825	7,944,540	72.58	547.23	113,085	109,457	14,999	14,518	Gangseo-gu
9,115,654	8,868,931	87.12	656.08	104,630	101,798	13,894	13,518	Yeonje-gu
8,820,946	8,583,498	79.88	648.88	110,430	107,457	13,594	13,228	Suyeong-gu
9,206,402	8,968,125	84.76	652.28	108,616	105,805	14,114	13,749	Sasang-gu
8,850,801	8,612,480	75.33	638.94	117,499	114,335	13,852	13,479	Gijang-gun
8,891,652	8,663,517	80.02	670.42	111,112	108,261	13,263	12,923	Daegu
8,113,710	7,925,657	71.88	628.74	112,879	110,263	12,905	12,606	Jung-gu
8,460,912	8,253,284	76.41	690.76	110,724	108,006	12,249	11,948	Dong-gu
10,045,686	9,772,672	86.61	659.15	115,989	112,837	15,240	14,826	Seo-gu
8,271,238	8,056,985	71.68	658.49	115,384	112,395	12,561	12,235	Nam-gu
8,847,593	8,608,773	82.53	651.17	107,204	104,311	13,587	13,220	Buk-gu
8,496,453	8,287,710	77.91	661.97	109,057	106,377	12,835	12,520	Suseong-gu
9,107,091	8,882,564	82.06	702.53	110,987	108,251	12,963	12,644	Dalseo-gu
9,638,962	9,371,175	87.85	644.34	109,726	106,678	14,959	14,544	Dalseong-gun
7,633,058	7,400,563	66.96	571.18	113,997	110,525	13,364	12,957	Gunwi-gun
8,997,005	8,742,807	80.47	598.92	111,807	108,648	15,022	14,598	Ulsan
8,481,461	8,263,550	75.05	617.10	113,015	110,111	13,744	13,391	Jung-gu
9,160,755	8,900,734	77.76	604.50	117,805	114,461	15,154	14,724	Nam-gu
8,669,611	8,466,651	71.99	637.90	120,423	117,604	13,591	13,273	Dong-gu
8,251,557	8,002,926	72.58	563.73	113,694	110,269	14,637	14,196	Buk-gu
9,955,175	9,636,165	98.87	569.47	100,689	97,463	17,481	16,921	Ulju-gun
8,705,045	8,452,168	80.79	594.34	107,747	104,617	14,647	14,221	Gyeongbuk
8,921,253	8,677,448	77.02	639.46	115,823	112,658	13,951	13,570	Nam-gu
9,816,412	9,536,456	87.38	631.37	112,343	109,139	15,548	15,104	Buk-gu
8,695,209	8,431,488	79.93	569.43	108,781	105,482	15,270	14,807	Gyeongju-si
8,662,874	8,413,668	79.67	599.58	108,738	105,610	14,448	14,033	Gimcheon-si
8,390,945	8,129,076	80.91	565.66	103,704	100,468	14,834	14,371	Andong-si

Note : Based on the Treatments(excluding pharmacy from Medical Service Use, including pharmacy in Treatment Days/Medical Expense /Benefit Amount) including Medical aid

제 2-3 표  
Table 2-3

시·군·구별  
Medical Treatment

구 분	진료실인원수 Patients	입내원일수 Visit	요양급여일수 Reimbursed Days	진료비 Medical Expense	급여비 Benefit
구 미 시	6,387	467,755	3,920,131	51,247,827	49,756,841
영 주 시	3,719	282,490	2,061,571	30,087,362	29,205,684
영 천 시	4,289	373,933	2,620,928	37,552,835	36,456,550
상 주 시	2,918	238,056	1,712,167	27,023,926	26,265,006
문 경 시	2,164	144,351	1,228,219	16,219,698	15,811,601
경 산 시	6,690	496,783	4,140,282	55,073,872	53,673,751
의 성 군	1,971	180,631	1,068,904	18,342,651	17,756,200
청 송 군	845	61,512	442,992	6,732,040	6,516,453
영 양 군	585	34,947	298,348	4,032,997	3,922,041
영 덕 군	1,662	141,245	1,027,770	14,112,088	13,671,766
청 도 군	1,473	174,560	879,058	16,833,008	16,319,883
고 령 군	1,231	83,411	740,790	9,261,916	8,976,661
성 주 군	1,520	141,262	890,711	14,043,693	13,556,707
칠 곡 군	2,935	266,926	1,793,364	26,960,370	26,141,309
예 천 군	1,540	134,230	852,942	14,202,931	13,796,893
봉 화 군	933	77,069	470,547	8,192,614	7,962,652
울 진 군	1,745	131,792	926,466	13,476,596	13,110,159
울 립 군	151	9,416	84,279	1,181,579	1,119,776
<b>경 남</b>	<b>79,133</b>	<b>7,013,391</b>	<b>46,561,455</b>	<b>738,486,369</b>	<b>716,280,970</b>
창 원 시 의 창 구	4,431	368,831	2,666,673	41,952,364	40,692,649
창 원 시 성 산 구	2,140	161,484	1,221,299	18,087,966	17,539,405
창원시 마산합포구	5,498	511,145	3,219,705	55,841,467	54,158,862
창원시 마산회원구	4,898	437,626	3,039,435	48,582,965	47,194,468
창 원 시 진 해 구	3,910	334,108	2,301,751	36,505,409	35,387,025
진 주 시	8,278	664,942	5,011,100	69,278,191	67,212,830
통 영 시	4,555	383,383	2,677,334	39,888,847	38,698,068
사 천 시	3,418	323,299	1,973,829	32,474,832	31,547,586
김 해 시	11,312	1,056,547	6,767,753	115,226,487	111,738,902
밀 양 시	3,770	316,509	2,201,111	33,211,860	32,259,027
거 제 시	3,629	294,199	1,976,931	31,113,773	30,149,899
양 산 시	7,645	722,306	4,546,082	72,699,164	70,489,007
의 령 군	1,139	122,237	598,437	11,294,554	10,909,774
함 안 군	1,741	158,209	1,030,929	17,490,562	16,946,660
창 녕 군	2,110	219,890	1,308,700	21,344,739	20,692,751
고 성 군	1,877	160,172	1,043,085	16,532,186	16,025,505
남 해 군	1,257	116,842	687,333	11,140,419	10,788,557
하 동 군	1,627	148,246	904,762	14,801,848	14,318,603
산 청 군	1,191	107,065	694,022	9,989,660	9,691,688
함 양 군	1,378	102,745	750,534	10,444,363	10,145,530
거 창 군	1,780	147,108	1,010,329	15,277,363	14,847,920
합 천 군	1,549	156,498	930,321	15,307,352	14,846,254

주 : 진료일 기준(의료이용은 약국제외, 요양급여일수, 진료비와 급여비는 약국포함)이며, 의료급여 포함

# 진료실적 현황 (의료급여 1종) <계속>

## Activities by District (Medical Aid Class 1) <Cont'd>

(단위 : 명, 일, 천원, 원)  
Unit : Person, Day, 1,000Won, WON

진료실인원수당		Per Patient		입내원1일당		요양급여1일당		Division
진료비 Medical Expense	급여비 Benefit	입내원일수 Visit	요양급여일수 Reimbursed Days	진료비 Medical Expense	급여비 Benefit	진료비 Medical Expense	급여비 Benefit	
8,023,771	7,790,331	73.24	613.77	109,561	106,374	13,073	12,693	Gumi-si
8,090,175	7,853,101	75.96	554.33	106,508	103,387	14,594	14,167	Yeongju-si
8,755,615	8,500,012	87.18	611.08	100,427	97,495	14,328	13,910	Yeongcheon-si
9,261,112	9,001,030	81.58	586.76	113,519	110,331	15,783	15,340	Sangju-si
7,495,239	7,306,655	66.71	567.57	112,363	109,536	13,206	12,874	Mungyeong-si
8,232,268	8,022,982	74.26	618.88	110,861	108,043	13,302	12,964	Gyeongsan-si
9,306,266	9,008,726	91.64	542.32	101,548	98,301	17,160	16,612	Uiseong-gun
7,966,911	7,711,779	72.80	524.25	109,443	105,938	15,197	14,710	Cheongsong-gun
6,894,012	6,704,343	59.74	510.00	115,403	112,228	13,518	13,146	Yeongyang-gun
8,491,027	8,226,092	84.98	618.39	99,912	96,795	13,731	13,302	Yeongdeok-gun
11,427,704	11,079,350	118.51	596.78	96,431	93,492	19,149	18,565	Cheongdo-gun
7,523,896	7,292,170	67.76	601.78	111,040	107,620	12,503	12,118	Goryeong-gun
9,239,272	8,918,886	92.94	585.99	99,416	95,969	15,767	15,220	Seongju-gun
9,185,816	8,906,749	90.95	611.03	101,003	97,935	15,033	14,577	Chilgok-gun
9,222,682	8,959,021	87.16	553.86	105,810	102,785	16,652	16,176	Yecheon-gun
8,780,936	8,534,461	82.60	504.34	106,302	103,318	17,411	16,922	Bonghwa-gun
7,722,977	7,512,985	75.53	530.93	102,257	99,476	14,546	14,151	Uljin-gun
7,825,028	7,415,734	62.36	558.14	125,486	118,923	14,020	13,287	Ulleung-gun
<b>9,332,218</b>	<b>9,051,609</b>	<b>88.63</b>	<b>588.39</b>	<b>105,297</b>	<b>102,130</b>	<b>15,860</b>	<b>15,384</b>	<b>Gyeongnam</b>
9,467,922	9,183,626	83.24	601.82	113,744	110,329	15,732	15,260	Uichang-gu
8,452,321	8,195,984	75.46	570.70	112,011	108,614	14,810	14,361	Seongsan-gu
10,156,687	9,850,648	92.97	585.61	109,248	105,956	17,344	16,821	Masanhappo-gu
9,918,939	9,635,457	89.35	620.55	111,015	107,842	15,984	15,527	Masanhoewon-gu
9,336,422	9,050,390	85.45	588.68	109,262	105,915	15,860	15,374	Jinhae-gu
8,368,953	8,119,453	80.33	605.35	104,187	101,081	13,825	13,413	Jinju-si
8,757,156	8,495,734	84.17	587.78	104,044	100,938	14,899	14,454	Tongyeong-si
9,501,121	9,229,838	94.59	577.48	100,448	97,580	16,453	15,983	Sacheon-si
10,186,217	9,877,909	93.40	598.28	109,059	105,759	17,026	16,510	Gimhae-si
8,809,512	8,556,771	83.95	583.85	104,932	101,921	15,089	14,656	Miryang-si
8,573,649	8,308,046	81.07	544.76	105,758	102,481	15,738	15,251	Geoje-si
9,509,374	9,220,276	94.48	594.65	100,649	97,589	15,992	15,505	Yangsang-si
9,916,202	9,578,379	107.32	525.41	92,399	89,251	18,873	18,230	Uiryeong-gun
10,046,273	9,733,866	90.87	592.15	110,554	107,116	16,966	16,438	Haman-gun
10,115,990	9,806,991	104.21	620.24	97,070	94,105	16,310	15,812	Changnyeong-gun
8,807,771	8,537,829	85.33	555.72	103,215	100,052	15,849	15,364	Goseong-gun
8,862,704	8,582,782	92.95	546.80	95,346	92,335	16,208	15,696	Namhae-gun
9,097,632	8,800,616	91.12	556.09	99,847	96,587	16,360	15,826	Hadong-gun
8,387,624	8,137,438	89.90	582.72	93,305	90,522	14,394	13,965	Sancheong-gun
7,579,363	7,362,504	74.56	544.65	101,653	98,745	13,916	13,518	Hamyang-gun
8,582,788	8,341,528	82.64	567.60	103,851	100,932	15,121	14,696	Geochang-gun
9,882,087	9,584,412	101.03	600.59	97,812	94,865	16,454	15,958	Hapcheon-gun

Note : Based on the Treatments(excluding pharmacy from Medical Service Use, including pharmacy in Treatment Days/Medical Expense /Benefit Amount) including Medical aid

제 2-4 표  
Table 2-4

시·군·구별  
Medical Treatment

구 분		진료실인원수 Patients	입내원일수 Visit	요양급여일수 Reimbursed Days	진료비 Medical Expense	급여비 Benefit
부 산		35,104	1,111,112	9,535,150	93,232,939	86,474,263
중 구		665	20,208	180,005	1,790,809	1,653,889
서 구		1,187	38,683	318,110	3,283,893	3,060,543
동 구		1,655	48,392	445,447	3,847,181	3,544,883
영 도 구		1,882	62,287	557,899	5,587,904	5,165,916
부 산 진 구		3,686	114,818	991,821	9,869,048	9,141,854
동 래 구		1,671	49,910	423,897	4,066,783	3,774,232
남 구		1,935	62,858	546,982	5,172,485	4,816,560
북 구		3,879	124,812	1,058,504	10,313,698	9,571,555
해 운 대 구		3,455	114,013	1,013,063	9,801,877	9,131,506
사 하 구		4,740	157,003	1,341,246	13,361,489	12,357,327
금 정 구		1,995	64,714	508,625	5,367,615	4,953,862
강 서 구		636	15,815	136,965	1,298,393	1,196,117
연 제 구		1,873	59,683	502,356	4,794,425	4,444,150
수 영 구		1,692	52,260	420,328	4,178,458	3,903,636
사 상 구		2,645	82,654	705,631	6,984,418	6,469,458
기 장 군		1,508	43,002	384,271	3,514,465	3,288,775
대 구		22,627	662,884	5,707,030	53,734,900	50,181,911
중 구		578	15,069	137,369	1,287,409	1,202,677
동 구		3,141	93,575	833,241	7,647,862	7,147,152
서 구		2,719	82,751	735,586	6,594,558	6,156,044
남 구		2,400	70,702	605,079	5,648,711	5,310,299
북 구		2,801	76,883	633,706	6,110,522	5,716,115
수 성 구		3,467	103,913	883,666	8,198,364	7,680,297
달 서 구		5,148	150,395	1,285,097	12,487,773	11,642,792
달 성 군		2,240	65,686	553,248	5,471,203	5,058,444
군 위 군		133	3,910	40,038	288,498	268,090
울 산		4,553	137,044	1,157,490	11,771,936	10,744,260
중 구		910	26,705	225,251	2,259,568	2,067,987
남 구		1,101	35,621	308,639	3,374,410	3,064,382
동 구		871	23,905	209,066	1,895,517	1,744,989
북 구		779	20,633	183,372	1,677,282	1,549,227
울 주 군		892	30,180	231,162	2,565,159	2,317,676
경 북		16,701	444,355	3,907,859	37,109,109	34,350,509
포 향 시 남 구		1,664	41,005	384,115	3,645,669	3,363,904
포 향 시 북 구		2,206	57,821	509,802	4,959,628	4,585,979
경 주 시		1,402	38,249	318,496	3,202,188	2,933,509
김 천 시		882	23,310	215,036	2,043,622	1,883,785
안 동 시		1,269	31,343	279,753	2,516,407	2,336,306

주 : 진료일 기준(의료이용은 약국제외, 요양급여일수, 진료비와 급여비는 약국포함)이며, 의료급여 포함

## 진료실적 현황 (의료급여 2종) Activities by District (Medical Aid Class 2)

(단위 : 명, 일, 천원, 원)  
Unit : Person, Day, 1,000Won, WON

진료실인원수당 Per Patient		입내원1일당 Per Visit		요양급여1일당 Per reimbursed day				Division
진료비 Medical Expense	급여비 Benefit	입내원일수 Visit	요양급여일수 Reimbursed Days	진료비 Medical Expense	급여비 Benefit	진료비 Medical Expense	급여비 Benefit	
<b>2,655,906</b>	<b>2,463,373</b>	<b>31.65</b>	<b>271.63</b>	<b>83,910</b>	<b>77,827</b>	<b>9,778</b>	<b>9,069</b>	<b>Busan</b>
2,692,946	2,487,051	30.39	270.68	88,619	81,843	9,949	9,188	Jung-gu
2,766,548	2,578,385	32.59	267.99	84,892	79,119	10,323	9,621	Seo-gu
2,324,581	2,141,924	29.24	269.15	79,500	73,254	8,637	7,958	Dong-gu
2,969,131	2,744,907	33.10	296.44	89,712	82,937	10,016	9,260	Yeongdo-gu
2,677,441	2,480,156	31.15	269.08	85,954	79,620	9,950	9,217	Busanjin-gu
2,433,742	2,258,667	29.87	253.68	81,482	75,621	9,594	8,904	Dongnae-gu
2,673,119	2,489,178	32.48	282.68	82,288	76,626	9,456	8,806	Nam-gu
2,658,855	2,467,531	32.18	272.88	82,634	76,688	9,744	9,043	Buk-gu
2,837,012	2,642,983	33.00	293.22	85,972	80,092	9,675	9,014	Haeundae-gu
2,818,879	2,607,031	33.12	282.96	85,103	78,708	9,962	9,213	Saha-gu
2,690,534	2,483,139	32.44	254.95	82,944	76,550	10,553	9,740	Geumjeong-gu
2,041,499	1,880,687	24.87	215.35	82,099	75,632	9,480	8,733	Gangseo-gu
2,559,757	2,372,744	31.86	268.21	80,331	74,463	9,544	8,847	Yeonje-gu
2,469,538	2,307,113	30.89	248.42	79,955	74,696	9,941	9,287	Suyeong-gu
2,640,612	2,445,920	31.25	266.78	84,502	78,272	9,898	9,168	Sasang-gu
2,330,547	2,180,885	28.52	254.82	81,728	76,480	9,146	8,558	Gijang-gun
<b>2,374,813</b>	<b>2,217,789</b>	<b>29.30</b>	<b>252.22</b>	<b>81,062</b>	<b>75,702</b>	<b>9,416</b>	<b>8,793</b>	<b>Daegu</b>
2,227,352	2,080,757	26.07	237.66	85,434	79,811	9,372	8,755	Jung-gu
2,434,849	2,275,438	29.79	265.28	81,730	76,379	9,178	8,578	Dong-gu
2,425,362	2,264,084	30.43	270.54	79,692	74,392	8,965	8,369	Seo-gu
2,353,630	2,212,625	29.46	252.12	79,895	75,108	9,335	8,776	Nam-gu
2,181,550	2,040,741	27.45	226.24	79,478	74,348	9,643	9,020	Buk-gu
2,364,685	2,215,257	29.97	254.88	78,896	73,911	9,278	8,691	Suseong-gu
2,425,752	2,261,615	29.21	249.63	83,033	77,415	9,717	9,060	Dalseo-gu
2,442,501	2,258,234	29.32	246.99	83,293	77,009	9,889	9,143	Dalseong-gun
2,169,157	2,015,717	29.40	301.04	73,785	68,565	7,206	6,696	Gunwi-gun
<b>2,585,534</b>	<b>2,359,820</b>	<b>30.10</b>	<b>254.23</b>	<b>85,899</b>	<b>78,400</b>	<b>10,170</b>	<b>9,282</b>	<b>Ulsan</b>
2,483,042	2,272,513	29.35	247.53	84,612	77,438	10,031	9,181	Jung-gu
3,064,859	2,783,271	32.35	280.33	94,731	86,027	10,933	9,929	Nam-gu
2,176,254	2,003,431	27.45	240.03	79,294	72,997	9,067	8,347	Dong-gu
2,153,122	1,988,739	26.49	235.39	81,291	75,085	9,147	8,449	Buk-gu
2,875,738	2,598,291	33.83	259.15	84,995	76,795	11,097	10,026	Ulju-gun
<b>2,221,969</b>	<b>2,056,794</b>	<b>26.61</b>	<b>233.99</b>	<b>83,512</b>	<b>77,304</b>	<b>9,496</b>	<b>8,790</b>	<b>Gyeongbuk</b>
2,190,907	2,021,577	24.64	230.84	88,908	82,036	9,491	8,758	Nam-gu
2,248,245	2,078,866	26.21	231.10	85,776	79,313	9,729	8,996	Buk-gu
2,284,014	2,092,375	27.28	227.17	83,720	76,695	10,054	9,211	Gyeongju-si
2,317,031	2,135,811	26.43	243.80	87,671	80,814	9,504	8,760	Gimcheon-si
1,982,984	1,841,061	24.70	220.45	80,286	74,540	8,995	8,351	Andong-si

Note : Based on the Treatments(excluding pharmacy from Medical Service Use, including pharmacy in Treatment Days/Medical Expense /Benefit Amount) including Medical aid

제 2-4 표  
Table 2-4

시·군·구별  
Medical Treatment

구 분	진료실인원수 Patients	입내원일수 Visit	요양급여일수 Reimbursed Days	진료비 Medical Expense	급여비 Benefit
구 미 시	2,333	56,875	525,045	4,396,620	4,114,740
영 주 시	966	28,138	233,721	2,469,017	2,280,810
영 천 시	779	20,759	170,946	1,682,563	1,575,697
상 주 시	455	13,527	125,606	1,125,350	1,035,003
문 경 시	280	8,765	69,742	680,448	626,830
경 산 시	1,898	48,439	402,681	3,910,848	3,638,464
의 성 군	169	5,335	52,724	548,824	509,348
청 송 군	153	4,422	46,767	433,568	389,417
영 양 군	135	3,257	33,264	388,236	358,663
영 덕 군	162	7,173	66,932	535,075	502,067
청 도 군	148	4,590	32,987	323,447	300,180
고 령 군	188	4,624	49,666	384,128	359,910
성 주 군	192	6,182	43,187	541,383	493,806
칠 곡 군	751	20,230	180,416	1,639,645	1,522,909
예 천 군	334	10,664	81,446	791,370	729,496
봉 화 군	124	4,091	30,887	385,852	354,128
울 진 군	201	5,386	51,318	483,108	436,165
울 립 군	10	170	3,322	22,115	19,393
<b>경 남</b>	<b>18,657</b>	<b>547,284</b>	<b>4,358,832</b>	<b>46,514,269</b>	<b>42,825,240</b>
창 원 시 의 창 구	1,328	33,994	303,620	2,779,906	2,584,673
창 원 시 성 산 구	584	14,485	116,134	1,183,994	1,094,074
창원시 마산합포구	869	26,165	220,887	2,342,468	2,158,568
창원시 마산회원구	830	23,571	207,215	2,124,185	1,969,188
창 원 시 진 해 구	660	17,237	145,948	1,627,680	1,503,808
진 주 시	2,496	64,646	536,900	5,333,097	4,922,775
통 영 시	1,174	35,253	276,649	2,854,701	2,622,894
사 천 시	582	18,103	143,668	1,468,787	1,348,813
김 해 시	3,216	99,690	733,990	8,638,604	7,939,531
밀 양 시	764	25,022	194,868	2,125,763	1,948,753
거 제 시	1,077	33,845	261,529	2,973,583	2,727,152
양 산 시	2,212	66,880	519,732	5,466,471	5,045,386
의 령 군	174	6,574	53,308	534,337	491,389
함 안 군	347	10,550	91,041	874,089	810,857
창 녕 군	273	8,290	67,082	674,731	628,535
고 성 군	277	8,807	61,181	871,607	783,587
남 해 군	255	8,236	59,163	591,480	544,120
하 동 군	337	9,013	68,522	703,770	649,368
산 청 군	183	5,041	38,491	406,418	367,830
함 양 군	234	7,523	60,117	739,411	670,354
거 창 군	481	13,453	110,661	1,162,547	1,072,040
합 천 군	304	10,906	88,126	1,036,638	941,544

주 : 진료일 기준(의료이용은 약국제외, 요양급여일수, 진료비와 급여비는 약국포함)이며, 의료급여 포함

# 진료실적 현황 (의료급여 2종) <계속>

## Activities by District (Medical Aid Class 2) <Cont'd>

(단위 : 명, 일, 천원, 원)  
Unit : Person, Day, 1,000Won, WON

진료실인원수당		Per Patient		입내원1일당		요양급여1일당		Division
진료비 Medical Expense	급여비 Benefit	입내원일수 Visit	요양급여일수 Reimbursed Days	진료비 Medical Expense	급여비 Benefit	진료비 Medical Expense	급여비 Benefit	
1,884,535	1,763,712	24.38	225.05	77,303	72,347	8,374	7,837	Gumi-si
2,555,918	2,361,087	29.13	241.95	87,747	81,058	10,564	9,759	Yeongju-si
2,159,901	2,022,718	26.65	219.44	81,052	75,904	9,843	9,218	Yeongcheon-si
2,473,296	2,274,731	29.73	276.06	83,193	76,514	8,959	8,240	Sangju-si
2,430,172	2,238,678	31.30	249.08	77,632	71,515	9,757	8,988	Mungyeong-si
2,060,510	1,916,999	25.52	212.16	80,738	75,114	9,712	9,036	Gyeongsan-si
3,247,478	3,013,891	31.57	311.98	102,872	95,473	10,409	9,661	Uiseong-gun
2,833,777	2,545,209	28.90	305.67	98,048	88,064	9,271	8,327	Cheongsong-gun
2,875,824	2,656,760	24.13	246.40	119,201	110,121	11,671	10,782	Yeongyang-gun
3,302,932	3,099,180	44.28	413.16	74,596	69,994	7,994	7,501	Yeongdeok-gun
2,185,455	2,028,245	31.01	222.89	70,468	65,399	9,805	9,100	Cheongdo-gun
2,043,236	1,914,416	24.60	264.18	83,073	77,835	7,734	7,247	Goryeong-gun
2,819,702	2,571,908	32.20	224.93	87,574	79,878	12,536	11,434	Seongju-gun
2,183,282	2,027,841	26.94	240.23	81,050	75,280	9,088	8,441	Chilgok-gun
2,369,371	2,184,119	31.93	243.85	74,209	68,407	9,716	8,957	Yecheon-gun
3,111,710	2,855,872	32.99	249.09	94,317	86,563	12,492	11,465	Bonghwa-gun
2,403,523	2,169,977	26.80	255.31	89,697	80,981	9,414	8,499	Uljin-gun
2,211,494	1,939,341	17.00	332.20	130,088	114,079	6,657	5,838	Ulleung-gun
<b>2,493,127</b>	<b>2,295,398</b>	<b>29.33</b>	<b>233.63</b>	<b>84,991</b>	<b>78,250</b>	<b>10,671</b>	<b>9,825</b>	<b>Gyeongnam</b>
2,093,302	1,946,290	25.60	228.63	81,776	76,033	9,156	8,513	Uichang-gu
2,027,387	1,873,415	24.80	198.86	81,739	75,532	10,195	9,421	Seongsan-gu
2,695,590	2,483,968	30.11	254.19	89,527	82,498	10,605	9,772	Masanhappo-gu
2,559,259	2,372,516	28.40	249.66	90,119	83,543	10,251	9,503	Masanhoewon-gu
2,466,181	2,278,497	26.12	221.13	94,429	87,243	11,152	10,304	Jinhae-gu
2,136,657	1,972,266	25.90	215.10	82,497	76,150	9,933	9,169	Jinju-si
2,431,602	2,234,151	30.03	235.65	80,978	74,402	10,319	9,481	Tongyeong-si
2,523,690	2,317,549	31.10	246.85	81,135	74,508	10,223	9,388	Sacheon-si
2,686,133	2,468,760	31.00	228.23	86,655	79,642	11,769	10,817	Gimhae-si
2,782,413	2,550,723	32.75	255.06	84,956	77,882	10,909	10,000	Miryang-si
2,760,987	2,532,175	31.43	242.83	87,859	80,578	11,370	10,428	Geoje-si
2,471,280	2,280,916	30.24	234.96	81,736	75,439	10,518	9,708	Yangsang-si
3,070,903	2,824,073	37.78	306.37	81,280	74,747	10,024	9,218	Uiryeong-gun
2,518,990	2,336,763	30.40	262.37	82,852	76,858	9,601	8,906	Haman-gun
2,471,542	2,302,326	30.37	245.72	81,391	75,818	10,058	9,370	Changnyeong-gun
3,146,595	2,828,834	31.79	220.87	98,968	88,973	14,246	12,808	Goseong-gun
2,319,531	2,133,805	32.30	232.01	71,816	66,066	9,997	9,197	Namhae-gun
2,088,339	1,926,907	26.74	203.33	78,084	72,048	10,271	9,477	Hadong-gun
2,220,865	2,010,002	27.55	210.33	80,623	72,968	10,559	9,556	Sancheong-gun
3,159,877	2,864,761	32.15	256.91	98,287	89,107	12,300	11,151	Hamyang-gun
2,416,939	2,228,773	27.97	230.06	86,415	79,688	10,505	9,688	Geochang-gun
3,409,995	3,097,186	35.88	289.89	95,052	86,333	11,763	10,684	Hapcheon-gun

Note : Based on the Treatments(excluding pharmacy from Medical Service Use, including pharmacy in Treatment Days/Medical Expense /Benefit Amount) including Medical aid





## 제 3 장

# 관내 및 관외 진료실적 현황



제 3-1 표  
Table 3-1

시·군·구별  
Medical Treatment

구 분		진료실인원수 Patients	입내원일수 Visit	요양급여일수 Reimbursed Days	진료비 Medical Expense	급여비 Benefit
부 산		3,102,524	81,902,473	821,652,408	8,127,317,488	6,314,504,463
중 구		29,244	570,092	5,793,661	47,920,472	38,144,927
서 구		85,299	1,662,357	18,156,343	182,635,288	144,730,210
동 구		69,390	1,323,149	13,254,716	105,465,549	83,001,755
영 도 구		91,149	2,240,702	20,144,823	175,971,211	140,196,602
부 산 진 구		306,498	5,819,690	58,596,362	520,354,444	400,406,731
동 래 구		231,224	4,038,751	37,134,954	307,722,252	232,265,798
남 구		214,283	3,841,731	33,734,239	262,219,991	198,924,798
북 구		239,979	4,681,001	43,579,308	366,097,481	280,256,451
해 운 대 구		330,332	6,159,241	59,596,498	517,010,345	398,469,741
사 하 구		260,677	5,496,876	47,582,969	399,819,978	309,687,340
금 정 구		182,418	3,385,839	28,655,390	219,833,205	170,270,453
강 서 구		115,179	1,485,942	10,514,545	82,773,816	61,055,972
연 제 구		164,837	2,583,331	22,560,080	171,938,929	132,181,525
수 영 구		141,343	2,508,239	24,474,543	202,711,210	154,379,978
사 상 구		167,123	2,941,679	26,578,096	224,438,591	174,627,745
기 장 군		152,775	2,608,721	22,648,880	184,909,882	142,868,929
대 구		2,248,022	53,387,823	564,273,614	5,256,686,924	4,082,370,792
중 구		70,581	871,768	9,742,965	76,718,562	58,089,456
동 구		291,202	5,162,765	55,161,688	410,789,180	320,265,477
서 구		127,444	2,294,415	22,032,709	163,426,765	131,051,494
남 구		107,723	1,783,290	20,398,029	182,846,745	146,608,926
북 구		367,445	6,132,500	58,085,552	476,236,131	367,752,356
수 성 구		354,320	5,705,087	52,529,794	384,771,105	292,351,131
달 서 구		470,918	8,189,390	79,992,603	677,166,294	515,962,877
달 성 군		222,726	3,181,886	26,774,397	180,969,105	136,984,069
군 위 군		15,368	237,274	3,044,333	12,737,453	9,682,680
울 산		1,044,763	22,404,585	218,210,526	2,079,487,065	1,581,606,393
중 구		176,330	2,512,178	26,878,366	194,324,713	145,988,209
남 구		281,195	4,975,087	46,488,105	385,816,913	285,874,282
동 구		140,802	2,684,589	27,706,756	224,361,222	172,813,947
북 구		186,387	2,568,407	20,321,591	156,927,853	114,896,145
울 주 군		174,001	2,563,975	20,788,238	158,677,338	121,056,255
경 북		2,330,686	49,752,546	518,961,100	4,238,022,787	3,248,453,019
포 향 시 남 구		199,589	3,254,870	38,470,835	307,923,939	233,066,978
포 향 시 북 구		237,216	4,358,612	37,765,603	315,045,259	243,287,127
경 주 시		220,571	4,633,066	46,970,613	366,661,457	279,445,235
김 천 시		120,044	2,273,903	26,551,117	202,772,452	155,364,479
안 동 시		138,640	3,098,877	33,452,351	291,420,150	226,807,352

주 : 진료일 기준(의료이용은 약국제외, 요양급여일수, 진료비와 급여비는 약국포함)이며, 의료급여 포함

# 진료실적 현황 (관내-계)

## Activities by District (Internal-Total)

(단위 : 명, 일, 천원, 원)  
Unit : Person, Day, 1,000Won, WON

진료실인원수당		Per Patient		입내원1일당		요양급여1일당		Division
진료비 Medical Expense	급여비 Benefit	입내원일수 Visit	요양급여일수 Reimbursed Days	진료비 Medical Expense	급여비 Benefit	진료비 Medical Expense	급여비 Benefit	
<b>2,619,582</b>	<b>2,035,280</b>	<b>26.40</b>	<b>264.83</b>	<b>99,232</b>	<b>77,098</b>	<b>9,891</b>	<b>7,685</b>	<b>Busan</b>
1,638,643	1,304,368	19.49	198.11	84,057	66,910	8,271	6,584	Jung-gu
2,141,119	1,696,740	19.49	212.86	109,865	87,063	10,059	7,971	Seo-gu
1,519,895	1,196,163	19.07	191.02	79,708	62,730	7,957	6,262	Dong-gu
1,930,588	1,538,104	24.58	221.01	78,534	62,568	8,735	6,959	Yeongdo-gu
1,697,742	1,306,393	18.99	191.18	89,413	68,802	8,880	6,833	Busanjin-gu
1,330,840	1,004,506	17.47	160.60	76,192	57,509	8,287	6,255	Dongnae-gu
1,223,709	928,327	17.93	157.43	68,256	51,780	7,773	5,897	Nam-gu
1,525,540	1,167,837	19.51	181.60	78,209	59,871	8,401	6,431	Buk-gu
1,565,123	1,206,270	18.65	180.41	83,941	64,695	8,675	6,686	Haeundae-gu
1,533,775	1,188,012	21.09	182.54	72,736	56,339	8,403	6,508	Saha-gu
1,205,107	933,408	18.56	157.09	64,927	50,289	7,672	5,942	Geumjeong-gu
718,654	530,096	12.90	91.29	55,705	41,089	7,872	5,807	Gangseo-gu
1,043,085	801,892	15.67	136.86	66,557	51,167	7,621	5,859	Yeonje-gu
1,434,179	1,092,236	17.75	173.16	80,818	61,549	8,283	6,308	Suyeong-gu
1,342,955	1,044,906	17.60	159.03	76,296	59,363	8,444	6,570	Sasang-gu
1,210,341	935,159	17.08	148.25	70,881	54,766	8,164	6,308	Gijang-gun
<b>2,338,361</b>	<b>1,815,983</b>	<b>23.75</b>	<b>251.01</b>	<b>98,462</b>	<b>76,466</b>	<b>9,316</b>	<b>7,235</b>	<b>Daegu</b>
1,086,958	823,018	12.35	138.04	88,003	66,634	7,874	5,962	Jung-gu
1,410,667	1,099,805	17.73	189.43	79,568	62,034	7,447	5,806	Dong-gu
1,282,342	1,028,307	18.00	172.88	71,228	57,118	7,417	5,948	Seo-gu
1,697,379	1,360,981	16.55	189.36	102,533	82,213	8,964	7,187	Nam-gu
1,296,075	1,000,836	16.69	158.08	77,658	59,968	8,199	6,331	Buk-gu
1,085,942	825,105	16.10	148.26	67,444	51,244	7,325	5,565	Suseong-gu
1,437,971	1,095,653	17.39	169.87	82,688	63,004	8,465	6,450	Dalseo-gu
812,519	615,034	14.29	120.21	56,875	43,051	6,759	5,116	Dalseong-gun
828,830	630,055	15.44	198.10	53,682	40,808	4,184	3,181	Gunwi-gun
<b>1,990,391</b>	<b>1,513,842</b>	<b>21.44</b>	<b>208.86</b>	<b>92,815</b>	<b>70,593</b>	<b>9,530</b>	<b>7,248</b>	<b>Ulsan</b>
1,102,051	827,926	14.25	152.43	77,353	58,112	7,230	5,431	Jung-gu
1,372,062	1,016,641	17.69	165.32	77,550	57,461	8,299	6,149	Nam-gu
1,593,452	1,227,354	19.07	196.78	83,574	64,373	8,098	6,237	Dong-gu
841,946	616,439	13.78	109.03	61,099	44,734	7,722	5,654	Buk-gu
911,933	695,722	14.74	119.47	61,887	47,214	7,633	5,823	Ulju-gun
<b>1,818,359</b>	<b>1,393,775</b>	<b>21.35</b>	<b>222.66</b>	<b>85,182</b>	<b>65,292</b>	<b>8,166</b>	<b>6,260</b>	<b>Gyeongbuk</b>
1,542,790	1,167,735	16.31	192.75	94,604	71,606	8,004	6,058	Nam-gu
1,328,094	1,025,593	18.37	159.20	72,281	55,818	8,342	6,442	Buk-gu
1,662,328	1,266,917	21.00	212.95	79,140	60,315	7,806	5,949	Gyeongju-si
1,689,151	1,294,229	18.94	221.18	89,174	68,325	7,637	5,852	Gimcheon-si
2,101,992	1,635,945	22.35	241.29	94,041	73,190	8,711	6,780	Andong-si

Note : Based on the Treatments(excluding pharmacy from Medical Service Use, including pharmacy in Treatment Days/Medical Expense /Benefit Amount) including Medical aid

제 3-1 표  
Table 3-1

시·군·구별  
Medical Treatment

구 분	진료실인원수 Patients	입내원일수 Visit	요양급여일수 Reimbursed Days	진료비 Medical Expense	급여비 Benefit
구 미 시	371,568	6,379,777	66,476,819	503,483,881	375,517,148
영 주 시	90,861	1,948,668	19,401,120	141,120,787	108,299,098
영 천 시	83,376	1,946,549	19,310,551	137,787,233	106,955,191
상 주 시	80,117	1,624,784	20,248,523	138,981,278	106,093,067
문 경 시	60,145	1,254,809	13,954,809	90,288,485	68,470,163
경 산 시	235,269	4,056,157	37,852,584	279,811,799	213,178,018
의 성 군	38,083	751,683	8,324,498	51,316,018	40,045,957
청 송 군	18,768	247,529	3,486,088	15,331,714	11,844,528
영 양 군	10,960	102,969	1,927,806	7,292,732	5,448,335
영 덕 군	28,928	644,129	6,937,957	41,475,344	32,332,793
청 도 군	31,290	693,647	6,473,378	43,413,323	34,413,489
고 령 군	21,854	316,539	4,013,966	20,226,995	15,516,921
성 주 군	30,059	563,682	4,837,991	34,332,479	27,055,208
칠 곡 군	88,637	1,284,124	12,306,251	75,575,584	58,225,801
예 천 군	44,634	745,615	7,108,085	48,729,054	37,600,730
봉 화 군	20,748	277,891	3,988,464	19,234,938	14,879,650
울 진 군	40,060	667,408	8,140,984	44,495,681	34,408,308
울 립 군	6,251	58,766	982,397	3,062,788	2,237,030
<b>경 남</b>	<b>3,051,029</b>	<b>69,563,897</b>	<b>654,074,276</b>	<b>6,393,760,409</b>	<b>4,905,272,364</b>
창 원 시 의 창 구	185,011	2,916,809	27,830,526	236,829,904	178,220,939
창 원 시 성 산 구	214,028	2,865,294	24,024,024	196,829,775	145,086,187
창원시 마산합포구	151,523	2,853,258	25,301,078	230,770,658	177,357,604
창원시 마산회원구	155,875	2,737,415	28,501,147	251,063,789	193,571,201
창 원 시 진 해 구	169,933	2,787,717	24,316,233	188,157,052	141,095,235
진 주 시	316,554	6,536,819	67,244,970	625,468,819	477,565,941
통 영 시	109,735	2,561,189	23,668,573	192,361,228	148,558,100
사 천 시	95,874	2,007,129	17,203,602	150,583,202	117,556,702
김 해 시	493,204	9,613,369	76,881,359	752,257,347	568,309,047
밀 양 시	88,321	1,825,805	18,287,207	144,409,460	110,939,909
거 제 시	214,512	3,891,035	34,012,696	290,985,560	216,033,902
양 산 시	321,953	6,395,476	58,924,247	547,172,588	420,353,361
의 령 군	19,091	426,053	3,917,730	23,630,621	18,416,734
함 안 군	45,148	690,385	6,979,487	44,244,852	34,240,833
창 녕 군	47,146	1,060,437	9,743,540	72,452,154	56,857,270
고 성 군	38,489	803,227	7,856,245	59,776,957	45,616,858
남 해 군	33,317	719,399	7,070,850	40,586,169	31,381,489
하 동 군	31,935	593,158	6,557,402	33,012,298	25,846,351
산 청 군	25,279	420,919	3,765,890	20,617,915	16,052,793
함 양 군	31,287	662,724	6,819,878	44,744,815	34,453,717
거 창 군	53,501	1,104,729	11,686,063	79,518,847	60,976,451
합 천 군	31,910	725,833	7,606,557	51,805,855	40,044,084

주 : 진료일 기준(의료이용은 약국제외, 요양급여일수, 진료비와 급여비는 약국포함)이며, 의료급여 포함

# 진료실적 현황 (관내-계) <계속> Activities by District (Internal-Total) <Cont'd>

(단위 : 명, 일, 천원, 원)  
Unit : Person, Day, 1,000Won, WON

진료실인원수당		Per Patient		입내원1일당		요양급여1일당		Division
진료비 Medical Expense	급여비 Benefit	입내원일수 Visit	요양급여일수 Reimbursed Days	진료비 Medical Expense	급여비 Benefit	진료비 Medical Expense	급여비 Benefit	
1,355,025	1,010,628	17.17	178.91	78,919	58,861	7,574	5,649	Gumi-si
1,553,150	1,191,921	21.45	213.53	72,419	55,576	7,274	5,582	Yeongju-si
1,652,601	1,282,805	23.35	231.61	70,785	54,946	7,135	5,539	Yeongcheon-si
1,734,729	1,324,227	20.28	252.74	85,538	65,297	6,864	5,240	Sangju-si
1,501,180	1,138,418	20.86	232.02	71,954	54,566	6,470	4,907	Mungyeong-si
1,189,327	906,103	17.24	160.89	68,984	52,557	7,392	5,632	Gyeongsan-si
1,347,478	1,051,544	19.74	218.59	68,268	53,275	6,164	4,811	Uiseong-gun
816,907	631,102	13.19	185.75	61,939	47,851	4,398	3,398	Cheongsong-gun
665,395	497,111	9.39	175.89	70,825	52,912	3,783	2,826	Yeongyang-gun
1,433,744	1,117,699	22.27	239.84	64,390	50,196	5,978	4,660	Yeongdeok-gun
1,387,450	1,099,824	22.17	206.88	62,587	49,612	6,706	5,316	Cheongdo-gun
925,551	710,027	14.48	183.67	63,900	49,021	5,039	3,866	Goryeong-gun
1,142,170	900,070	18.75	160.95	60,908	47,997	7,096	5,592	Seongju-gun
852,641	656,902	14.49	138.84	58,854	45,343	6,141	4,731	Chilgok-gun
1,091,747	842,423	16.71	159.25	65,354	50,429	6,855	5,290	Yecheon-gun
927,074	717,161	13.39	192.23	69,218	53,545	4,823	3,731	Bonghwa-gun
1,110,726	858,919	16.66	203.22	66,669	51,555	5,466	4,227	Uljin-gun
489,968	357,868	9.40	157.16	52,118	38,067	3,118	2,277	Ulleung-gun
<b>2,095,608</b>	<b>1,607,744</b>	<b>22.80</b>	<b>214.38</b>	<b>91,912</b>	<b>70,515</b>	<b>9,775</b>	<b>7,500</b>	<b>Gyeongnam</b>
1,280,086	963,299	15.77	150.43	81,195	61,101	8,510	6,404	Uichang-gu
919,645	677,884	13.39	112.25	68,694	50,636	8,193	6,039	Seongsan-gu
1,523,007	1,170,500	18.83	166.98	80,880	62,160	9,121	7,010	Masanhappo-gu
1,610,674	1,241,836	17.56	182.85	91,716	70,713	8,809	6,792	Masanhoewon-gu
1,107,243	830,299	16.40	143.09	67,495	50,613	7,738	5,803	Jinhae-gu
1,975,868	1,508,640	20.65	212.43	95,684	73,058	9,301	7,102	Jinju-si
1,752,961	1,353,790	23.34	215.69	75,106	58,004	8,127	6,277	Tongyeong-si
1,570,636	1,226,158	20.94	179.44	75,024	58,570	8,753	6,833	Sacheon-si
1,525,246	1,152,280	19.49	155.88	78,251	59,117	9,785	7,392	Gimhae-si
1,635,052	1,256,099	20.67	207.05	79,094	60,762	7,897	6,067	Miryang-si
1,356,500	1,007,095	18.14	158.56	74,784	55,521	8,555	6,352	Geoje-si
1,699,542	1,305,636	19.86	183.02	85,556	65,727	9,286	7,134	Yangsang-si
1,237,789	964,681	22.32	205.21	55,464	43,226	6,032	4,701	Uiryeong-gun
979,996	758,413	15.29	154.59	64,087	49,597	6,339	4,906	Haman-gun
1,536,761	1,205,983	22.49	206.67	68,323	53,617	7,436	5,835	Changnyeong-gun
1,553,092	1,185,192	20.87	204.12	74,421	56,792	7,609	5,806	Goseong-gun
1,218,182	941,906	21.59	212.23	56,417	43,622	5,740	4,438	Namhae-gun
1,033,734	809,342	18.57	205.34	55,655	43,574	5,034	3,942	Hadong-gun
815,614	635,025	16.65	148.97	48,983	38,137	5,475	4,263	Sancheong-gun
1,430,141	1,101,215	21.18	217.98	67,517	51,988	6,561	5,052	Hamyang-gun
1,486,306	1,139,725	20.65	218.43	71,980	55,196	6,805	5,218	Geochang-gun
1,623,499	1,254,907	22.75	238.38	71,374	55,170	6,811	5,264	Hapcheon-gun

Note : Based on the Treatments(excluding pharmacy from Medical Service Use, including pharmacy in Treatment Days/Medical Expense /Benefit Amount) including Medical aid

제 3-1-1 표  
Table 3-1-1

시·군·구별  
Medical Treatment

구 분	진료실인원수 Patients	입내원일수 Visit	요양급여일수 Reimbursed Days	진료비 Medical Expense	급여비 Benefit
부 산	512,762	14,572,191	19,842,085	3,141,489,582	2,597,898,738
중 구	2,789	109,711	127,249	17,512,767	14,833,150
서 구	9,935	251,651	362,932	73,046,671	61,613,084
동 구	7,002	201,381	251,898	35,093,613	29,306,950
영 도 구	8,993	376,712	463,498	60,565,457	50,831,729
부 산 진 구	34,180	772,841	1,045,988	168,979,719	138,787,948
동 래 구	22,765	485,312	657,497	86,801,616	69,869,168
남 구	12,503	363,550	472,368	62,142,920	50,185,581
북 구	22,408	571,397	764,242	106,359,057	85,778,613
해 운 대 구	31,262	658,749	905,835	149,887,194	123,803,419
사 하 구	27,315	881,947	1,072,055	115,293,899	94,538,084
금 정 구	10,991	484,560	561,311	59,920,972	48,838,559
강 서 구	7,471	53,903	113,922	10,153,061	8,521,239
연 제 구	9,365	271,273	325,905	38,112,819	31,382,553
수 영 구	13,512	318,816	421,402	61,118,671	49,275,231
사 상 구	12,523	445,650	530,903	69,622,214	57,820,364
기 장 군	11,495	255,807	330,566	43,454,023	36,545,912
대 구	307,339	6,950,067	10,073,580	1,750,495,902	1,462,160,864
중 구	4,401	51,974	90,379	17,012,656	13,985,293
동 구	25,626	424,833	609,509	93,882,218	79,400,102
서 구	5,714	333,256	373,750	48,135,028	41,711,865
남 구	9,590	235,924	327,790	64,812,635	55,396,435
북 구	24,383	594,023	806,386	120,786,970	100,797,529
수 성 구	15,614	391,311	469,733	63,351,348	51,714,283
달 서 구	39,331	693,443	1,059,175	175,362,421	143,125,437
달 성 군	7,626	207,240	247,978	24,170,041	20,189,072
군 위 군	-	-	-	-	-
울 산	159,855	3,081,137	4,525,856	760,976,823	627,735,319
중 구	14,358	217,173	318,053	51,370,060	41,386,852
남 구	32,786	533,823	757,904	104,053,486	83,025,803
동 구	12,247	202,694	319,914	68,824,322	59,205,934
북 구	13,652	231,299	335,326	42,922,926	33,984,689
울 주 군	8,178	330,376	387,952	39,597,067	32,251,387
경 북	281,525	7,688,450	10,146,225	1,379,592,358	1,131,226,547
포 항 시 남 구	27,456	374,971	631,316	102,672,608	83,621,862
포 항 시 북 구	14,398	804,985	891,988	96,399,572	80,333,212
경 주 시	23,128	740,113	865,553	110,521,098	89,727,702
김 천 시	11,878	305,136	415,040	61,100,910	51,490,101
안 동 시	20,749	592,333	827,722	115,335,653	95,460,065

주 : 진료일 기준이며, 의료급여 포함

## 진료실적 현황 (관내-입원)

### Activities by District (Internal-Hospitalization)

(단위 : 명, 일, 천원, 원)  
Unit : Person, Day, 1,000Won, WON

진료실인원수당		Per Patient		입내원1일당		요양급여1일당		Division
진료비 Medical Expense	급여비 Benefit	입내원일수 Visit	요양급여일수 Reimbursed Days	진료비 Medical Expense	급여비 Benefit	진료비 Medical Expense	급여비 Benefit	
<b>6,126,604</b>	<b>5,066,481</b>	<b>28.42</b>	<b>38.70</b>	<b>215,581</b>	<b>178,278</b>	<b>158,325</b>	<b>130,929</b>	<b>Busan</b>
6,279,228	5,318,448	39.34	45.63	159,626	135,202	137,626	116,568	Jung-gu
7,352,458	6,201,619	25.33	36.53	290,270	244,835	201,268	169,765	Seo-gu
5,011,941	4,185,511	28.76	35.98	174,265	145,530	139,317	116,345	Dong-gu
6,734,733	5,652,366	41.89	51.54	160,774	134,935	130,670	109,670	Yeongdo-gu
4,943,819	4,060,502	22.61	30.60	218,647	179,582	161,550	132,686	Busanjin-gu
3,812,942	3,069,149	21.32	28.88	178,857	143,968	132,018	106,265	Dongnae-gu
4,970,241	4,013,883	29.08	37.78	170,934	138,043	131,556	106,243	Nam-gu
4,746,477	3,828,035	25.50	34.11	186,139	150,121	139,169	112,240	Buk-gu
4,794,549	3,960,189	21.07	28.98	227,533	187,937	165,469	136,673	Haeundae-gu
4,220,901	3,461,032	32.29	39.25	130,727	107,192	107,545	88,184	Saha-gu
5,451,822	4,443,505	44.09	51.07	123,661	100,789	106,752	87,008	Geumjeong-gu
1,358,996	1,140,575	7.21	15.25	188,358	158,085	89,123	74,799	Gangseo-gu
4,069,708	3,351,047	28.97	34.80	140,496	115,686	116,945	96,294	Yeonje-gu
4,523,288	3,646,776	23.60	31.19	191,705	154,557	145,036	116,932	Suyeong-gu
5,559,548	4,617,134	35.59	42.39	156,226	129,744	131,139	108,909	Sasang-gu
3,780,254	3,179,288	22.25	28.76	169,870	142,865	131,453	110,556	Gijang-gun
<b>5,695,652</b>	<b>4,757,486</b>	<b>22.61</b>	<b>32.78</b>	<b>251,867</b>	<b>210,381</b>	<b>173,771</b>	<b>145,148</b>	<b>Daegu</b>
3,865,634	3,177,753	11.81	20.54	327,330	269,082	188,237	154,741	Jung-gu
3,663,553	3,098,420	16.58	23.78	220,986	186,897	154,029	130,269	Dong-gu
8,424,051	7,299,941	58.32	65.41	144,439	125,165	128,789	111,604	Seo-gu
6,758,356	5,776,479	24.60	34.18	274,718	234,806	197,726	169,000	Nam-gu
4,953,737	4,133,926	24.36	33.07	203,337	169,686	149,788	124,999	Buk-gu
4,057,343	3,312,046	25.06	30.08	161,895	132,156	134,867	110,093	Suseong-gu
4,458,631	3,638,998	17.63	26.93	252,887	206,398	165,565	135,129	Dalseo-gu
3,169,426	2,647,400	27.18	32.52	116,628	97,419	97,468	81,415	Dalseong-gun
-	-	-	-	-	-	-	-	Gunwi-gun
<b>4,760,419</b>	<b>3,926,905</b>	<b>19.27</b>	<b>28.31</b>	<b>246,979</b>	<b>203,735</b>	<b>168,140</b>	<b>138,700</b>	<b>Ulsan</b>
3,577,801	2,882,494	15.13	22.15	236,540	190,571	161,514	130,126	Jung-gu
3,173,717	2,532,355	16.28	23.12	194,921	155,531	137,291	109,547	Nam-gu
5,619,688	4,834,321	16.55	26.12	339,548	292,095	215,134	185,068	Dong-gu
3,144,076	2,489,356	16.94	24.56	185,573	146,930	128,004	101,348	Buk-gu
4,841,901	3,943,677	40.40	47.44	119,855	97,620	102,067	83,132	Ulju-gun
<b>4,900,426</b>	<b>4,018,210</b>	<b>27.31</b>	<b>36.04</b>	<b>179,437</b>	<b>147,133</b>	<b>135,971</b>	<b>111,492</b>	<b>Gyeongbuk</b>
3,739,533	3,045,668	13.66	22.99	273,815	223,009	162,633	132,456	Nam-gu
6,695,345	5,579,470	55.91	61.95	119,753	99,795	108,073	90,061	Buk-gu
4,778,671	3,879,614	32.00	37.42	149,330	121,235	127,688	103,665	Gyeongju-si
5,144,040	4,334,913	25.69	34.94	200,242	168,745	147,217	124,061	Gimcheon-si
5,558,613	4,600,707	28.55	39.89	194,714	161,159	139,341	115,329	Andong-si

Note : Based on the Treatments including medical aid

제 3-1-1 표  
Table 3-1-1

시·군·구별  
Medical Treatment

구 분			진료실인원수 Patients	입내원일수 Visit	요양급여일수 Reimbursed Days	진료비 Medical Expense	급여비 Benefit
구	미	시	41,862	523,076	787,935	125,683,198	101,771,832
영	주	시	7,235	278,728	330,989	36,593,128	29,968,525
영	천	시	5,972	234,281	267,940	30,088,040	24,499,921
상	주	시	6,400	193,500	237,424	37,451,524	31,023,977
문	경	시	5,656	114,799	175,390	18,805,463	15,073,968
경	산	시	11,472	373,673	459,083	56,128,220	46,208,894
의	성	군	2,790	165,269	175,257	14,165,907	11,597,557
청	송	군	443	8,669	10,104	1,010,194	791,979
영	양	군	430	3,439	3,798	259,317	208,769
영	덕	군	1,490	78,057	84,942	8,356,786	6,839,629
청	도	군	1,474	58,484	65,849	6,038,849	4,932,396
고	령	군	903	26,884	34,331	3,232,401	2,663,046
성	주	군	1,071	106,266	109,310	9,919,541	8,142,399
칠	곡	군	1,593	74,509	79,093	7,990,019	6,559,756
예	천	군	2,098	115,566	130,737	13,425,269	11,038,826
봉	화	군	1,098	46,968	54,072	4,501,903	3,684,212
울	진	군	1,940	66,220	75,023	7,612,059	6,371,789
울	릉	군	32	1,225	2,110	88,419	66,486
<b>경 남</b>			<b>485,065</b>	<b>12,313,981</b>	<b>17,498,772</b>	<b>2,408,115,714</b>	<b>1,975,772,198</b>
창 원 시	의 창 구		20,846	388,157	545,213	78,387,459	64,230,265
창 원 시	성 산 구		11,719	167,414	261,144	39,590,192	32,359,851
창원시	마산합포구		14,508	548,845	701,641	80,316,430	65,613,626
창원시	마산회원구		17,983	370,510	534,669	82,749,637	69,561,739
창 원 시	진 해 구		14,169	328,362	456,058	45,217,840	36,305,492
진 주 시			47,489	846,284	1,372,152	211,887,964	173,871,098
통 영 시			14,877	310,458	435,888	50,718,259	41,614,534
사 천 시			11,624	319,879	412,161	45,500,354	37,333,677
김 해 시			70,352	1,689,641	2,363,758	264,556,913	213,503,012
밀 양 시			15,246	297,353	414,791	48,042,467	39,117,217
거 제 시			26,732	460,530	717,319	88,799,159	70,784,523
양 산 시			38,546	850,797	1,214,644	172,111,846	141,739,743
의 령 군			859	54,288	62,181	5,181,794	4,089,835
함 안 군			2,626	106,381	127,429	12,965,907	10,525,854
창 녕 군			4,340	244,011	279,181	23,051,880	18,903,546
고 성 군			5,282	139,813	180,107	16,694,993	13,514,736
남 해 군			2,832	58,205	79,979	8,025,808	6,379,756
하 등 군			1,319	18,357	22,454	2,267,097	1,833,879
산 청 군			340	30,491	30,737	2,718,624	2,203,518
함 양 군			2,715	37,616	61,936	8,812,048	7,071,713
거 창 군			4,692	136,597	162,920	18,629,218	15,268,962
합 천 군			2,678	133,136	161,384	13,224,627	10,472,953

주 : 진료일 기준이며, 의료급여 포함



## 진료실적 현황 (관내-입원) <계속>

### Activities by District (Internal-Hospitalization) <Cont'd>

(단위 : 명, 일, 천원, 원)

Unit : Person, Day, 1,000Won, WON

진료실인원수당		Per Patient		입내원1일당		요양급여1일당		Division
진료비 Medical Expense	급여비 Benefit	입내원일수 Visit	요양급여일수 Reimbursed Days	진료비 Medical Expense	급여비 Benefit	진료비 Medical Expense	급여비 Benefit	
3,002,322	2,431,127	12.50	18.82	240,277	194,564	159,510	129,163	Gumi-si
5,057,792	4,142,160	38.52	45.75	131,286	107,519	110,557	90,542	Yeongju-si
5,038,185	4,102,465	39.23	44.87	128,427	104,575	112,294	91,438	Yeongcheon-si
5,851,801	4,847,496	30.23	37.10	193,548	160,331	157,741	130,669	Sangju-si
3,324,870	2,665,129	20.30	31.01	163,812	131,307	107,221	85,945	Mungyeong-si
4,892,627	4,027,972	32.57	40.02	150,207	123,661	122,262	100,655	Gyeongsan-si
5,077,386	4,156,831	59.24	62.82	85,714	70,174	80,829	66,175	Uiseong-gun
2,280,347	1,787,762	19.57	22.81	116,529	91,358	99,980	78,383	Cheongsong-gun
603,063	485,509	8.00	8.83	75,405	60,706	68,277	54,968	Yeongyang-gun
5,608,581	4,590,355	52.39	57.01	107,060	87,624	98,382	80,521	Yeongdeok-gun
4,096,913	3,346,266	39.68	44.67	103,256	84,338	91,708	74,905	Cheongdo-gun
3,579,625	2,949,109	29.77	38.02	120,235	99,057	94,154	77,570	Goryeong-gun
9,261,943	7,602,614	99.22	102.06	93,346	76,623	90,747	74,489	Seongju-gun
5,015,706	4,117,863	46.77	49.65	107,236	88,040	101,021	82,937	Chilgok-gun
6,399,079	5,261,595	55.08	62.32	116,170	95,520	102,689	84,435	Yecheon-gun
4,100,094	3,355,385	42.78	49.25	95,850	78,441	83,258	68,135	Bonghwa-gun
3,923,742	3,284,427	34.13	38.67	114,951	96,222	101,463	84,931	Uljin-gun
2,763,096	2,077,694	38.28	65.94	72,179	54,274	41,905	31,510	Ulleung-gun
<b>4,964,522</b>	<b>4,073,211</b>	<b>25.39</b>	<b>36.08</b>	<b>195,559</b>	<b>160,450</b>	<b>137,616</b>	<b>112,909</b>	<b>Gyeongnam</b>
3,760,312	3,081,179	18.62	26.15	201,948	165,475	143,774	117,808	Uichang-gu
3,378,291	2,761,315	14.29	22.28	236,481	193,292	151,603	123,916	Seongsan-gu
5,536,010	4,522,582	37.83	48.36	146,337	119,549	114,469	93,515	Masanhappo-gu
4,601,548	3,868,194	20.60	29.73	223,340	187,746	154,768	130,102	Masanhoewon-gu
3,191,322	2,562,319	23.17	32.19	137,707	110,565	99,149	79,607	Jinhae-gu
4,461,833	3,661,292	17.82	28.89	250,375	205,452	154,420	126,714	Jinju-si
3,409,172	2,797,240	20.87	29.30	163,366	134,042	116,356	95,471	Tongyeong-si
3,914,346	3,211,775	27.52	35.46	142,242	116,712	110,395	90,580	Sacheon-si
3,760,475	3,034,782	24.02	33.60	156,576	126,360	111,922	90,324	Gimhae-si
3,151,152	2,565,736	19.50	27.21	161,567	131,551	115,823	94,306	Miryang-si
3,321,830	2,647,932	17.23	26.83	192,819	153,702	123,793	98,679	Geoje-si
4,465,103	3,677,158	22.07	31.51	202,295	166,596	141,697	116,692	Yangsang-si
6,032,356	4,761,159	63.20	72.39	95,450	75,336	83,334	65,773	Uiryeong-gun
4,937,512	4,008,322	40.51	48.53	121,882	98,945	101,750	82,602	Haman-gun
5,311,493	4,355,656	56.22	64.33	94,471	77,470	82,570	67,711	Changnyeong-gun
3,160,733	2,558,640	26.47	34.10	119,409	96,663	92,695	75,037	Goseong-gun
2,833,972	2,252,739	20.55	28.24	137,889	109,608	100,349	79,768	Namhae-gun
1,718,800	1,390,355	13.92	17.02	123,500	99,901	100,966	81,673	Hadong-gun
7,995,954	6,480,937	89.68	90.40	89,162	72,268	88,448	71,689	Sancheong-gun
3,245,690	2,604,682	13.85	22.81	234,263	187,997	142,277	114,178	Hamyang-gun
3,970,422	3,254,254	29.11	34.72	136,381	111,781	114,346	93,721	Geochang-gun
4,938,248	3,910,737	49.71	60.26	99,332	78,664	81,945	64,895	Hapcheon-gun

Note : Based on the Treatments including medical aid

제 3-1-2 표  
Table 3-1-2

시·군·구별  
Medical Treatment

구 분		진료실인원수 Patients	입내원일수 Visit	요양급여일수 Reimbursed Days	진료비 Medical Expense	급여비 Benefit
부 산		3,078,196	67,330,282	801,810,323	4,985,827,906	3,716,605,724
중 구		29,002	460,381	5,666,412	30,407,705	23,311,777
서 구		84,685	1,410,706	17,793,411	109,588,617	83,117,127
동 구		68,960	1,121,768	13,002,818	70,371,936	53,694,806
영 도 구		90,368	1,863,990	19,681,325	115,405,754	89,364,873
부 산 진 구		304,730	5,046,849	57,550,374	351,374,724	261,618,783
동 래 구		229,980	3,553,439	36,477,457	220,920,636	162,396,629
남 구		213,492	3,478,181	33,261,871	200,077,070	148,739,218
북 구		238,712	4,109,604	42,815,066	259,738,424	194,477,838
해 운 대 구		328,909	5,500,492	58,690,663	367,123,151	274,666,322
사 하 구		258,716	4,614,929	46,510,914	284,526,080	215,149,256
금 정 구		181,156	2,901,279	28,094,079	159,912,232	121,431,894
강 서 구		115,011	1,432,039	10,400,623	72,620,754	52,534,732
연 제 구		164,030	2,312,058	22,234,175	133,826,110	100,798,971
수 영 구		140,567	2,189,423	24,053,141	141,592,539	105,104,747
사 상 구		165,987	2,496,029	26,047,193	154,816,377	116,807,381
기 장 군		152,208	2,352,914	22,318,314	141,455,859	106,323,017
대 구		2,237,654	46,437,756	554,200,034	3,506,191,023	2,620,209,928
중 구		70,394	819,794	9,652,586	59,705,907	44,104,164
동 구		290,111	4,737,932	54,552,179	316,906,963	240,865,375
서 구		126,555	1,961,159	21,658,959	115,291,738	89,339,629
남 구		106,963	1,547,366	20,070,239	118,034,110	91,212,491
북 구		366,113	5,538,477	57,279,166	355,449,160	266,954,827
수 성 구		353,229	5,313,776	52,060,061	321,419,757	240,636,848
달 서 구		469,395	7,495,947	78,933,428	501,803,873	372,837,440
달 성 군		222,131	2,974,646	26,526,419	156,799,064	116,794,996
군 위 군		15,368	237,274	3,044,333	12,737,453	9,682,680
울 산		1,039,546	19,323,448	213,684,670	1,318,510,242	953,871,074
중 구		175,746	2,295,005	26,560,313	142,954,653	104,601,357
남 구		279,967	4,441,264	45,730,201	281,763,426	202,848,479
동 구		140,335	2,481,895	27,386,842	155,536,900	113,608,013
북 구		185,895	2,337,108	19,986,265	114,004,928	80,911,456
울 주 군		173,106	2,233,599	20,400,286	119,080,271	88,804,868
경 북		2,315,743	42,064,096	508,814,875	2,858,430,429	2,117,226,473
포 향 시 남 구		198,513	2,879,899	37,839,519	205,251,332	149,445,116
포 향 시 북 구		235,172	3,553,627	36,873,615	218,645,687	162,953,915
경 주 시		218,981	3,892,953	46,105,060	256,140,359	189,717,533
김 천 시		119,488	1,968,767	26,136,077	141,671,542	103,874,378
안 동 시		137,386	2,506,544	32,624,629	176,084,497	131,347,287

주 : 진료일 기준(의료이용은 약국제외, 요양급여일수, 진료비와 급여비는 약국포함)이며, 의료급여 포함

## 진료실적 현황 (관내-외래)

### Activities by District (Internal-Outpatients)

(단위 : 명, 일, 천원, 원)  
Unit : Person, Day, 1,000Won, WON

진료실인원수당		Per Patient		입내원1일당		요양급여1일당		Division
진료비 Medical Expense	급여비 Benefit	입내원일수 Visit	요양급여일수 Reimbursed Days	진료비 Medical Expense	급여비 Benefit	진료비 Medical Expense	급여비 Benefit	
<b>1,619,724</b>	<b>1,207,397</b>	<b>21.87</b>	<b>260.48</b>	<b>74,050</b>	<b>55,200</b>	<b>6,218</b>	<b>4,635</b>	<b>Busan</b>
1,048,469	803,799	15.87	195.38	66,049	50,636	5,366	4,114	Jung-gu
1,294,074	981,486	16.66	210.11	77,684	58,919	6,159	4,671	Seo-gu
1,020,475	778,637	16.27	188.56	62,733	47,866	5,412	4,129	Dong-gu
1,277,064	988,900	20.63	217.79	61,913	47,943	5,864	4,541	Yeongdo-gu
1,153,069	858,527	16.56	188.86	69,623	51,838	6,106	4,546	Busanjin-gu
960,608	706,134	15.45	158.61	62,171	45,701	6,056	4,452	Dongnae-gu
937,164	696,697	16.29	155.80	57,523	42,764	6,015	4,472	Nam-gu
1,088,083	814,697	17.22	179.36	63,203	47,323	6,067	4,542	Buk-gu
1,116,185	835,083	16.72	178.44	66,744	49,935	6,255	4,680	Haeundae-gu
1,099,762	831,604	17.84	179.78	61,653	46,620	6,117	4,626	Saha-gu
882,732	670,317	16.02	155.08	55,118	41,855	5,692	4,322	Geumjeong-gu
631,424	456,780	12.45	90.43	50,711	36,685	6,982	5,051	Gangseo-gu
815,864	614,515	14.10	135.55	57,882	43,597	6,019	4,534	Yeonje-gu
1,007,296	747,720	15.58	171.12	64,671	48,006	5,887	4,370	Suyeong-gu
932,702	703,714	15.04	156.92	62,025	46,797	5,944	4,484	Sasang-gu
929,359	698,538	15.46	146.63	60,119	45,188	6,338	4,764	Gijang-gun
<b>1,566,905</b>	<b>1,170,963</b>	<b>20.75</b>	<b>247.67</b>	<b>75,503</b>	<b>56,424</b>	<b>6,327</b>	<b>4,728</b>	<b>Daegu</b>
848,168	626,533	11.65	137.12	72,830	53,799	6,185	4,569	Jung-gu
1,092,365	830,252	16.33	188.04	66,887	50,838	5,809	4,415	Dong-gu
911,001	705,935	15.50	171.14	58,788	45,555	5,323	4,125	Seo-gu
1,103,504	852,748	14.47	187.64	76,281	58,947	5,881	4,545	Nam-gu
970,873	729,160	15.13	156.45	64,178	48,200	6,206	4,661	Buk-gu
909,947	681,249	15.04	147.38	60,488	45,285	6,174	4,622	Suseong-gu
1,069,044	794,294	15.97	168.16	66,943	49,739	6,357	4,723	Dalseo-gu
705,886	525,793	13.39	119.42	52,712	39,263	5,911	4,403	Dalseong-gun
828,830	630,055	15.44	198.10	53,682	40,808	4,184	3,181	Gunwi-gun
<b>1,268,352</b>	<b>917,584</b>	<b>18.59</b>	<b>205.56</b>	<b>68,234</b>	<b>49,363</b>	<b>6,170</b>	<b>4,464</b>	<b>Ulsan</b>
813,416	595,185	13.06	151.13	62,289	45,578	5,382	3,938	Jung-gu
1,006,417	724,544	15.86	163.34	63,442	45,674	6,161	4,436	Nam-gu
1,108,326	809,549	17.69	195.15	62,669	45,775	5,679	4,148	Dong-gu
613,276	435,254	12.57	107.51	48,780	34,620	5,704	4,048	Buk-gu
687,904	513,009	12.90	117.85	53,313	39,759	5,837	4,353	Ulju-gun
<b>1,234,347</b>	<b>914,275</b>	<b>18.16</b>	<b>219.72</b>	<b>67,954</b>	<b>50,333</b>	<b>5,618</b>	<b>4,161</b>	<b>Gyeongbuk</b>
1,033,944	752,823	14.51	190.61	71,270	51,892	5,424	3,949	Nam-gu
929,727	692,914	15.11	156.79	61,527	45,856	5,930	4,419	Buk-gu
1,169,692	866,365	17.78	210.54	65,796	48,734	5,556	4,115	Gyeongju-si
1,185,655	869,329	16.48	218.73	71,960	52,761	5,421	3,974	Gimcheon-si
1,281,677	956,046	18.24	237.47	70,250	52,402	5,397	4,026	Andong-si

Note : Based on the Treatments(excluding pharmacy from Medical Service Use, including pharmacy in Treatment Days/Medical Expense /Benefit Amount) including Medical aid

제 3-1-2 표  
Table 3-1-2

시·군·구별  
Medical Treatment

구 분	진료실인원수 Patients	입내원일수 Visit	요양급여일수 Reimbursed Days	진료비 Medical Expense	급여비 Benefit
구 미 시	370,402	5,856,701	65,688,884	377,800,683	273,745,317
영 주 시	90,378	1,669,940	19,070,131	104,527,659	78,330,572
영 천 시	82,867	1,712,268	19,042,611	107,699,193	82,455,270
상 주 시	79,800	1,431,284	20,011,099	101,529,754	75,069,091
문 경 시	59,859	1,140,010	13,779,419	71,483,023	53,396,195
경 산 시	234,495	3,682,484	37,393,501	223,683,579	166,969,124
의 성 군	37,666	586,414	8,149,241	37,150,111	28,448,400
청 송 군	18,747	238,860	3,475,984	14,321,520	11,052,550
영 양 군	10,939	99,530	1,924,008	7,033,415	5,239,566
영 덕 군	28,755	566,072	6,853,015	33,118,558	25,493,164
청 도 군	31,190	635,163	6,407,529	37,374,474	29,481,093
고 령 군	21,786	289,655	3,979,635	16,994,594	12,853,875
성 주 군	29,755	457,416	4,728,681	24,412,937	18,912,809
칠 곡 군	88,441	1,209,615	12,227,158	67,585,565	51,666,045
예 천 군	44,302	630,049	6,977,348	35,303,785	26,561,904
봉 화 군	20,611	230,923	3,934,392	14,733,035	11,195,438
울 진 군	39,899	601,188	8,065,961	36,883,622	28,036,519
울 립 군	6,248	57,541	980,287	2,974,369	2,170,544
<b>경 남</b>	<b>3,031,224</b>	<b>57,249,916</b>	<b>636,575,504</b>	<b>3,985,644,695</b>	<b>2,929,500,166</b>
창 원 시 의 창 구	183,978	2,528,652	27,285,313	158,442,445	113,990,674
창 원 시 성 산 구	213,565	2,697,880	23,762,880	157,239,583	112,726,336
창원시 마산합포구	150,311	2,304,413	24,599,437	150,454,228	111,743,978
창원시 마산회원구	155,084	2,366,905	27,966,478	168,314,152	124,009,463
창 원 시 진 해 구	169,257	2,459,355	23,860,175	142,939,211	104,789,742
진 주 시	315,145	5,690,535	65,872,818	413,580,855	303,694,843
통 영 시	109,285	2,250,731	23,232,685	141,642,969	106,943,566
사 천 시	95,265	1,687,250	16,791,441	105,082,848	80,223,025
김 해 시	489,929	7,923,728	74,517,601	487,700,434	354,806,035
밀 양 시	87,835	1,528,452	17,872,416	96,366,993	71,822,692
거 제 시	213,894	3,430,505	33,295,377	202,186,401	145,249,379
양 산 시	320,484	5,544,679	57,709,603	375,060,742	278,613,618
의 령 군	18,955	371,765	3,855,549	18,448,827	14,326,899
함 안 군	44,794	584,004	6,852,058	31,278,945	23,714,979
창 녕 군	46,642	816,426	9,464,359	49,400,274	37,953,723
고 성 군	38,186	663,414	7,676,138	43,081,964	32,102,122
남 해 군	33,179	661,194	6,990,871	32,560,361	25,001,733
하 동 군	31,883	574,801	6,534,948	30,745,201	24,012,472
산 청 군	25,200	390,428	3,735,153	17,899,291	13,849,274
함 양 군	31,249	625,108	6,757,942	35,932,767	27,382,004
거 창 군	53,263	968,132	11,523,143	60,889,628	45,707,489
합 천 군	31,637	592,697	7,445,173	38,581,228	29,571,131

주 : 진료일 기준(의료이용은 약국제외, 요양급여일수, 진료비와 급여비는 약국포함)이며, 의료급여 포함

# 진료실적 현황 (관내-외래) <계속>

## Activities by District (Internal-Outpatients) <Cont'd>

(단위 : 명, 일, 천원, 원)  
Unit : Person, Day, 1,000Won, WON

진료실인원수당		Per Patient		입내원1일당		요양급여1일당		Division
진료비 Medical Expense	급여비 Benefit	입내원일수 Visit	요양급여일수 Reimbursed Days	진료비 Medical Expense	급여비 Benefit	진료비 Medical Expense	급여비 Benefit	
1,019,975	739,049	15.81	177.34	64,507	46,741	5,751	4,167	Gumi-si
1,156,561	866,700	18.48	211.00	62,594	46,906	5,481	4,108	Yeongju-si
1,299,663	995,031	20.66	229.80	62,899	48,156	5,656	4,330	Yeongcheon-si
1,272,303	940,715	17.94	250.77	70,936	52,449	5,074	3,751	Sangju-si
1,194,190	892,033	19.04	230.20	62,704	46,838	5,188	3,875	Mungyeong-si
953,895	712,037	15.70	159.46	60,743	45,341	5,982	4,465	Gyeongsan-si
986,304	755,281	15.57	216.36	63,351	48,512	4,559	3,491	Uiseong-gun
763,937	589,564	12.74	185.42	59,958	46,272	4,120	3,180	Cheongsong-gun
642,967	478,980	9.10	175.89	70,666	52,643	3,656	2,723	Yeongyang-gun
1,151,750	886,565	19.69	238.32	58,506	45,035	4,833	3,720	Yeongdeok-gun
1,198,284	945,210	20.36	205.44	58,842	46,415	5,833	4,601	Cheongdo-gun
780,070	590,006	13.30	182.67	58,672	44,376	4,270	3,230	Goryeong-gun
820,465	635,618	15.37	158.92	53,371	41,347	5,163	4,000	Seongju-gun
764,188	584,187	13.68	138.25	55,874	42,713	5,527	4,226	Chilgok-gun
796,889	599,564	14.22	157.50	56,033	42,158	5,060	3,807	Yecheon-gun
714,814	543,178	11.20	190.89	63,801	48,481	3,745	2,846	Bonghwa-gun
924,425	702,687	15.07	202.16	61,351	46,635	4,573	3,476	Uljin-gun
476,051	347,398	9.21	156.90	51,691	37,722	3,034	2,214	Ulleung-gun
<b>1,314,863</b>	<b>966,441</b>	<b>18.89</b>	<b>210.01</b>	<b>69,618</b>	<b>51,170</b>	<b>6,261</b>	<b>4,602</b>	<b>Gyeongnam</b>
861,203	619,589	13.74	148.31	62,659	45,080	5,807	4,178	Uichang-gu
736,261	527,832	12.63	111.27	58,283	41,783	6,617	4,744	Seongsan-gu
1,000,953	743,418	15.33	163.66	65,290	48,491	6,116	4,543	Masanhappo-gu
1,085,310	799,628	15.26	180.33	71,111	52,393	6,018	4,434	Masanhoewon-gu
844,510	619,116	14.53	140.97	58,121	42,609	5,991	4,392	Jinhae-gu
1,312,351	963,667	18.06	209.02	72,679	53,368	6,278	4,610	Jinju-si
1,296,088	978,575	20.60	212.59	62,932	47,515	6,097	4,603	Tongyeong-si
1,103,058	842,104	17.71	176.26	62,281	47,547	6,258	4,778	Sacheon-si
995,451	724,199	16.17	152.10	61,549	44,778	6,545	4,761	Gimhae-si
1,097,137	817,700	17.40	203.48	63,049	46,990	5,392	4,019	Miryang-si
945,264	679,072	16.04	155.66	58,938	42,341	6,073	4,362	Geoje-si
1,170,295	869,353	17.30	180.07	67,643	50,249	6,499	4,828	Yangsang-si
973,296	755,837	19.61	203.41	49,625	38,538	4,785	3,716	Uiryeong-gun
698,284	529,423	13.04	152.97	53,559	40,608	4,565	3,461	Haman-gun
1,059,137	813,724	17.50	202.91	60,508	46,488	5,220	4,010	Changnyeong-gun
1,128,214	840,678	17.37	201.02	64,940	48,389	5,612	4,182	Goseong-gun
981,355	753,541	19.93	210.70	49,245	37,813	4,658	3,576	Namhae-gun
964,313	753,143	18.03	204.97	53,488	41,775	4,705	3,674	Hadong-gun
710,289	549,574	15.49	148.22	45,845	35,472	4,792	3,708	Sancheong-gun
1,149,885	876,252	20.00	216.26	57,482	43,804	5,317	4,052	Hamyang-gun
1,143,188	858,147	18.18	216.34	62,894	47,212	5,284	3,967	Geochang-gun
1,219,497	934,701	18.73	235.33	65,094	49,892	5,182	3,972	Hapcheon-gun

Note : Based on the Treatments(excluding pharmacy from Medical Service Use, including pharmacy in Treatment Days/Medical Expense /Benefit Amount) including Medical aid

제 3-2 표  
Table 3-2

시·군·구별  
Medical Treatment

구 분		진료실인원수 Patients	입내원일수 Visit	요양급여일수 Reimbursed Days	진료비 Medical Expense	급여비 Benefit
부	산	673,785	6,074,352	55,410,600	942,953,134	761,603,239
중	구	31,664	626,513	6,173,310	84,278,587	67,858,678
서	구	82,291	1,548,193	12,878,387	159,913,711	125,917,348
동	구	70,194	1,333,971	13,407,820	181,653,002	145,664,217
영	도	75,871	1,397,778	15,464,010	223,106,799	180,406,033
부	산	245,546	3,586,411	35,342,782	466,574,574	367,359,247
동	래	200,671	2,899,441	31,403,070	379,684,007	295,907,132
남	구	189,248	2,952,334	34,017,097	425,323,794	331,485,128
북	구	174,142	2,448,390	28,985,349	369,977,036	296,699,422
해	운	249,329	3,565,145	39,281,586	470,403,497	368,834,475
사	하	195,572	2,798,113	35,116,101	474,554,725	378,374,695
금	정	163,814	2,586,023	30,683,120	374,397,340	293,546,134
강	서	111,101	1,714,934	18,905,823	230,233,780	176,577,128
연	제	167,386	2,822,476	31,334,025	369,014,002	285,840,512
수	영	133,621	2,062,736	21,551,546	268,856,631	210,263,679
사	상	155,884	2,560,472	29,791,619	366,398,083	289,685,951
기	장	120,192	1,726,554	19,721,956	254,078,411	200,218,968
대	구	464,224	3,893,998	33,720,471	514,045,910	414,106,186
중	구	72,382	1,135,624	10,940,226	128,787,741	100,984,776
동	구	246,656	3,417,300	36,992,161	455,482,896	358,181,570
서	구	135,269	2,349,314	26,858,473	329,421,018	261,812,665
남	구	114,376	1,930,370	19,927,366	213,864,780	168,786,545
북	구	280,816	3,510,928	42,148,246	483,787,496	376,287,614
수	성	295,294	3,752,953	45,319,534	537,512,968	420,651,385
달	서	349,288	4,316,544	49,667,738	578,913,788	460,133,564
달	성	200,229	2,863,402	32,690,415	409,510,239	318,303,728
군	위	20,519	447,011	5,687,856	67,790,568	52,586,666
울	산	266,538	2,346,606	23,942,677	399,536,502	319,825,272
중	구	159,278	2,239,777	21,951,218	302,101,951	236,420,045
남	구	167,185	1,646,575	18,864,645	285,895,097	228,585,519
동	구	85,913	954,893	7,407,694	115,756,519	88,480,708
북	구	157,315	1,960,128	21,415,003	275,141,091	213,366,273
울	주	175,788	2,645,582	30,331,587	380,020,871	293,950,283
경	북	1,080,113	12,383,719	163,577,922	2,438,056,522	1,939,322,736
포	항	150,862	1,999,478	17,718,744	256,451,256	205,175,765
포	항	176,969	1,978,937	28,088,958	361,082,665	282,058,585
경	주	133,254	1,781,210	20,572,186	308,550,558	244,136,468
김	천	79,375	962,072	11,715,126	169,382,362	133,762,109
안	동	61,228	650,092	7,549,253	124,652,683	99,881,707

주 : 진료일 기준(의료이용은 약국제외, 요양급여일수, 진료비와 급여비는 약국포함)이며, 의료급여 포함

## 진료실적 현황 (관외-계)

### Activities by District (External-Total)

(단위 : 명, 일, 천원, 원)  
Unit : Person, Day, 1,000Won, WON

진료실인원수당		Per Patient		입내원1일당		요양급여1일당		Division
진료비 Medical Expense	급여비 Benefit	입내원일수 Visit	요양급여일수 Reimbursed Days	진료비 Medical Expense	급여비 Benefit	진료비 Medical Expense	급여비 Benefit	
<b>1,399,487</b>	<b>1,130,336</b>	<b>9.02</b>	<b>82.24</b>	<b>155,235</b>	<b>125,380</b>	<b>17,018</b>	<b>13,745</b>	<b>Busan</b>
2,661,653	2,143,086	19.79	194.96	134,520	108,312	13,652	10,992	Jung-gu
1,943,271	1,530,147	18.81	156.50	103,291	81,332	12,417	9,777	Seo-gu
2,587,871	2,075,166	19.00	191.01	136,175	109,196	13,548	10,864	Dong-gu
2,940,607	2,377,800	18.42	203.82	159,615	129,066	14,427	11,666	Yeongdo-gu
1,900,151	1,496,091	14.61	143.94	130,095	102,431	13,201	10,394	Busanjin-gu
1,892,072	1,474,588	14.45	156.49	130,951	102,057	12,091	9,423	Dongnae-gu
2,247,441	1,751,591	15.60	179.75	144,064	112,279	12,503	9,745	Nam-gu
2,124,571	1,703,779	14.06	166.45	151,110	121,181	12,764	10,236	Buk-gu
1,886,678	1,479,308	14.30	157.55	131,945	103,456	11,975	9,390	Haeundae-gu
2,426,496	1,934,708	14.31	179.56	169,598	135,225	13,514	10,775	Saha-gu
2,285,503	1,791,948	15.79	187.30	144,777	113,513	12,202	9,567	Geumjeong-gu
2,072,293	1,589,339	15.44	170.17	134,252	102,964	12,178	9,340	Gangseo-gu
2,204,569	1,707,673	16.86	187.20	130,741	101,273	11,777	9,122	Yeonje-gu
2,012,084	1,573,583	15.44	161.29	130,340	101,934	12,475	9,756	Suyeong-gu
2,350,453	1,858,343	16.43	191.11	143,098	113,138	12,299	9,724	Sasang-gu
2,113,938	1,665,826	14.36	164.09	147,159	115,964	12,883	10,152	Gijang-gun
<b>1,107,323</b>	<b>892,040</b>	<b>8.39</b>	<b>72.64</b>	<b>132,010</b>	<b>106,345</b>	<b>15,244</b>	<b>12,281</b>	<b>Daegu</b>
1,779,279	1,395,164	15.69	151.15	113,407	88,924	11,772	9,231	Jung-gu
1,846,632	1,452,150	13.85	149.97	133,287	104,814	12,313	9,683	Dong-gu
2,435,303	1,935,496	17.37	198.56	140,220	111,442	12,265	9,748	Seo-gu
1,869,840	1,475,716	16.88	174.23	110,790	87,437	10,732	8,470	Nam-gu
1,722,792	1,339,979	12.50	150.09	137,795	107,176	11,478	8,928	Buk-gu
1,820,264	1,424,517	12.71	153.47	143,224	112,085	11,861	9,282	Suseong-gu
1,657,411	1,317,347	12.36	142.20	134,115	106,598	11,656	9,264	Dalseo-gu
2,045,209	1,589,698	14.30	163.27	143,015	111,163	12,527	9,737	Dalseong-gun
3,303,795	2,562,828	21.79	277.20	151,653	117,641	11,918	9,245	Gunwi-gun
<b>1,498,985</b>	<b>1,199,924</b>	<b>8.80</b>	<b>89.83</b>	<b>170,261</b>	<b>136,293</b>	<b>16,687</b>	<b>13,358</b>	<b>Ulsan</b>
1,896,696	1,484,323	14.06	137.82	134,880	105,555	13,762	10,770	Jung-gu
1,710,052	1,367,261	9.85	112.84	173,630	138,825	15,155	12,117	Nam-gu
1,347,369	1,029,887	11.11	86.22	121,225	92,660	15,627	11,944	Dong-gu
1,748,982	1,356,300	12.46	136.13	140,369	108,853	12,848	9,963	Buk-gu
2,161,813	1,672,186	15.05	172.55	143,644	111,110	12,529	9,691	Ulju-gun
<b>2,257,224</b>	<b>1,795,481</b>	<b>11.47</b>	<b>151.45</b>	<b>196,876</b>	<b>156,603</b>	<b>14,905</b>	<b>11,856</b>	<b>Gyeongbuk</b>
1,699,906	1,360,023	13.25	117.45	128,259	102,615	14,473	11,580	Nam-gu
2,040,372	1,593,830	11.18	158.72	182,463	142,530	12,855	10,042	Buk-gu
2,315,507	1,832,114	13.37	154.38	173,225	137,062	14,998	11,867	Gyeongju-si
2,133,951	1,685,192	12.12	147.59	176,060	139,035	14,458	11,418	Gimcheon-si
2,035,877	1,631,308	10.62	123.30	191,746	153,642	16,512	13,231	Andong-si

Note : Based on the Treatments(excluding pharmacy from Medical Service Use, including pharmacy in Treatment Days/Medical Expense /Benefit Amount) including Medical aid

제 3-2 표  
Table 3-2

시·군·구별  
Medical Treatment

구 분	진료실인원수 Patients	입내원일수 Visit	요양급여일수 Reimbursed Days	진료비 Medical Expense	급여비 Benefit
구 미 시	162,985	1,426,676	16,125,821	259,974,551	208,955,496
영 주 시	55,412	614,713	8,916,364	137,995,631	109,921,180
영 천 시	67,039	1,013,470	12,614,035	171,365,097	135,778,250
상 주 시	58,237	867,638	9,898,833	157,710,827	125,140,060
문 경 시	41,833	557,502	6,886,538	107,327,975	84,882,826
경 산 시	180,804	2,240,008	28,122,214	350,702,232	275,459,146
의 성 군	41,178	775,394	9,861,370	130,560,158	101,941,768
청 송 군	20,432	372,923	4,815,559	64,419,108	50,247,536
영 양 군	13,479	256,599	3,176,910	40,150,165	31,305,012
영 덕 군	25,169	476,095	6,077,550	85,374,270	67,618,782
청 도 군	33,542	685,493	8,604,297	109,796,966	85,548,408
고 령 군	26,404	541,893	6,517,703	78,993,557	61,873,925
성 주 군	36,874	707,819	9,524,290	106,714,727	82,578,855
칠 곡 군	86,997	1,248,483	15,265,680	182,472,111	141,936,022
예 천 군	43,726	702,989	8,630,223	112,176,125	87,784,159
봉 화 군	25,340	484,549	5,696,529	74,164,800	57,870,207
울 진 군	32,603	482,876	5,502,718	86,535,351	68,353,749
울 립 군	7,792	125,302	1,675,331	19,742,766	15,073,133
<b>경 남</b>	<b>976,301</b>	<b>10,157,602</b>	<b>124,304,512</b>	<b>1,879,482,639</b>	<b>1,491,487,032</b>
창 원 시 의 창 구	153,846	1,953,810	19,060,517	261,718,593	206,437,045
창 원 시 성 산 구	174,462	2,115,617	23,099,616	291,869,277	221,643,882
창원시 마산합포구	127,911	1,790,737	19,277,076	268,470,304	212,762,799
창원시 마산회원구	121,418	1,730,558	15,778,715	222,263,372	175,491,095
창 원 시 진 해 구	124,599	1,565,128	16,779,136	253,499,138	199,214,795
진 주 시	101,788	987,046	8,651,559	153,085,056	123,018,032
통 영 시	58,329	733,490	7,738,086	141,664,719	113,981,470
사 천 시	70,534	862,399	10,470,198	155,933,952	121,816,993
김 해 시	266,529	2,810,774	35,849,114	503,914,607	397,709,628
밀 양 시	62,510	1,041,000	12,399,121	179,236,411	141,878,365
거 제 시	110,407	1,202,756	14,297,543	217,778,369	171,438,674
양 산 시	177,157	2,054,093	22,268,480	290,894,927	227,148,663
의 령 군	21,743	520,933	5,268,642	74,497,231	58,588,332
함 안 군	51,756	980,070	10,577,038	141,380,826	110,611,189
창 녕 군	45,278	802,893	10,052,438	130,423,822	101,768,814
고 성 군	38,062	714,037	7,718,656	110,420,865	86,600,974
남 해 군	32,530	681,986	6,949,961	108,762,262	84,854,560
하 동 군	34,380	688,890	7,395,208	110,073,262	85,608,895
산 청 군	29,936	630,839	7,417,898	96,476,878	75,000,355
함 양 군	28,329	498,172	5,652,027	79,558,202	62,261,706
거 창 군	37,555	501,307	5,941,327	96,104,741	75,821,806
합 천 군	32,357	656,785	7,537,128	107,936,368	84,566,614

주 : 진료일 기준(의료이용은 약국제외, 요양급여일수, 진료비와 급여비는 약국포함)이며, 의료급여 포함



# 진료실적 현황 (관외-계) <계속> Activities by District (External-Total) <Cont'd>

(단위 : 명, 일, 천원, 원)  
Unit : Person, Day, 1,000Won, WON

진료실인원수당 Per Patient		입내원1일당 Per Visit		요양급여1일당 Per reimbursed day				Division
진료비 Medical Expense	급여비 Benefit	입내원일수 Visit	요양급여일수 Reimbursed Days	진료비 Medical Expense	급여비 Benefit	진료비 Medical Expense	급여비 Benefit	
1,595,083	1,282,054	8.75	98.94	182,224	146,463	16,122	12,958	Gumi-si
2,490,356	1,983,707	11.09	160.91	224,488	178,817	15,477	12,328	Yeongju-si
2,556,200	2,025,362	15.12	188.16	169,087	133,974	13,585	10,764	Yeongcheon-si
2,708,086	2,148,807	14.90	169.97	181,770	144,231	15,932	12,642	Sangju-si
2,565,629	2,029,088	13.33	164.62	192,516	152,256	15,585	12,326	Mungyeong-si
1,939,682	1,523,524	12.39	155.54	156,563	122,972	12,471	9,795	Gyeongsan-si
3,170,629	2,475,637	18.83	239.48	168,379	131,471	13,240	10,337	Uiseong-gun
3,152,854	2,459,257	18.25	235.69	172,741	134,740	13,377	10,434	Cheongsong-gun
2,978,720	2,322,503	19.04	235.69	156,470	122,000	12,638	9,854	Yeongyang-gun
3,392,041	2,686,590	18.92	241.47	179,322	142,028	14,047	11,126	Yeongdeok-gun
3,273,417	2,550,486	20.44	256.52	160,172	124,798	12,761	9,943	Cheongdo-gun
2,991,727	2,343,354	20.52	246.85	145,773	114,181	12,120	9,493	Goryeong-gun
2,894,037	2,239,487	19.20	258.29	150,766	116,667	11,204	8,670	Seongju-gun
2,097,453	1,631,505	14.35	175.47	146,155	113,687	11,953	9,298	Chilgok-gun
2,565,433	2,007,596	16.08	197.37	159,570	124,873	12,998	10,172	Yecheon-gun
2,926,788	2,283,749	19.12	224.80	153,059	119,431	13,019	10,159	Bonghwa-gun
2,654,214	2,096,548	14.81	168.78	179,208	141,555	15,726	12,422	Uljin-gun
2,533,723	1,934,437	16.08	215.01	157,561	120,294	11,784	8,997	Ulleung-gun
<b>1,925,106</b>	<b>1,527,692</b>	<b>10.40</b>	<b>127.32</b>	<b>185,032</b>	<b>146,835</b>	<b>15,120</b>	<b>11,999</b>	<b>Gyeongnam</b>
1,701,173	1,341,842	12.70	123.89	133,953	105,659	13,731	10,831	Uichang-gu
1,672,968	1,270,442	12.13	132.40	137,959	104,766	12,635	9,595	Seongsan-gu
2,098,884	1,663,366	14.00	150.71	149,922	118,813	13,927	11,037	Masanhappo-gu
1,830,564	1,445,347	14.25	129.95	128,435	101,407	14,086	11,122	Masanhoewon-gu
2,034,520	1,598,847	12.56	134.67	161,967	127,283	15,108	11,873	Jinhae-gu
1,503,960	1,208,571	9.70	85.00	155,094	124,633	17,695	14,219	Jinju-si
2,428,718	1,954,113	12.58	132.66	193,138	155,396	18,307	14,730	Tongyeong-si
2,210,763	1,727,068	12.23	148.44	180,814	141,254	14,893	11,635	Sacheon-si
1,890,656	1,492,181	10.55	134.50	179,280	141,495	14,057	11,094	Gimhae-si
2,867,324	2,269,691	16.65	198.35	172,177	136,290	14,456	11,443	Miryang-si
1,972,505	1,552,788	10.89	129.50	181,066	142,538	15,232	11,991	Geoje-si
1,642,018	1,282,188	11.59	125.70	141,617	110,583	13,063	10,200	Yangsang-si
3,426,263	2,694,584	23.96	242.31	143,007	112,468	14,140	11,120	Uiryeong-gun
2,731,680	2,137,166	18.94	204.36	144,256	112,860	13,367	10,458	Haman-gun
2,880,512	2,247,644	17.73	222.02	162,442	126,753	12,974	10,124	Changnyeong-gun
2,901,079	2,275,261	18.76	202.79	154,643	121,284	14,306	11,220	Goseong-gun
3,343,445	2,608,502	20.96	213.65	159,479	124,423	15,649	12,209	Namhae-gun
3,201,666	2,490,078	20.04	215.10	159,784	124,271	14,884	11,576	Hadong-gun
3,222,771	2,505,357	21.07	247.79	152,934	118,890	13,006	10,111	Sancheong-gun
2,808,366	2,197,808	17.59	199.51	159,700	124,980	14,076	11,016	Hamyang-gun
2,559,040	2,018,954	13.35	158.20	191,708	151,248	16,176	12,762	Geochang-gun
3,335,797	2,613,549	20.30	232.94	164,340	128,758	14,321	11,220	Hapcheon-gun

Note : Based on the Treatments(excluding pharmacy from Medical Service Use, including pharmacy in Treatment Days/Medical Expense /Benefit Amount) including Medical aid

제 3-2-1 표  
Table 3-2-1

시·군·구별  
Medical Treatment

구 분		진료실인원수 Patients	입내원일수 Visit	요양급여일수 Reimbursed Days	진료비 Medical Expense	급여비 Benefit
부 산		67,182	1,819,094	2,839,800	488,472,501	411,091,115
중 구		5,048	177,434	244,398	42,672,035	36,113,119
서 구		11,326	445,853	560,768	75,027,810	62,103,154
동 구		11,563	399,952	541,162	92,475,160	77,938,548
영 도 구		14,631	478,490	669,995	119,828,406	101,235,951
부 산 진 구		33,904	1,008,492	1,413,914	231,636,846	193,237,783
동 래 구		26,512	692,415	1,011,491	176,682,905	146,029,644
남 구		29,849	799,437	1,162,527	205,803,416	170,170,347
북 구		24,716	697,819	1,027,771	180,599,326	152,515,723
해 운 대 구		34,002	994,912	1,399,104	223,042,879	184,561,621
사 하 구		32,500	808,434	1,234,251	243,305,100	204,168,610
금 정 구		27,915	689,605	1,029,905	180,635,031	149,440,039
강 서 구		18,571	424,004	621,409	106,528,736	87,237,789
연 제 구		27,546	687,699	1,015,427	170,600,137	140,141,259
수 영 구		17,926	483,956	693,852	123,487,908	102,271,399
사 상 구		26,604	626,270	948,493	173,627,439	145,153,620
기 장 군		19,417	473,253	699,847	125,944,274	104,739,664
대 구		32,996	1,041,514	1,538,464	245,987,174	205,954,106
중 구		9,009	243,690	335,501	55,482,003	46,302,061
동 구		30,990	752,874	1,127,195	199,933,524	167,053,126
서 구		21,924	484,592	752,984	145,678,114	122,543,364
남 구		13,645	379,624	537,261	83,143,070	69,298,329
북 구		36,948	688,969	1,081,212	203,564,250	169,402,737
수 성 구		38,162	810,673	1,270,492	235,766,736	196,800,652
달 서 구		36,977	937,846	1,354,836	247,350,449	209,406,980
달 성 군		32,249	621,844	969,818	183,811,130	152,855,850
군 위 군		4,538	139,465	198,045	34,240,483	28,131,857
울 산		27,809	671,412	1,096,431	208,236,356	174,035,274
중 구		24,531	532,629	804,964	144,397,463	120,579,290
남 구		20,178	434,707	711,686	151,573,653	128,303,580
동 구		12,282	281,000	406,824	60,388,526	48,499,652
북 구		23,977	395,364	639,068	125,088,711	104,737,348
울 주 군		31,773	593,484	940,596	180,996,965	149,796,058
경 북		176,729	3,552,506	6,188,739	1,268,112,324	1,062,035,140
포 항 시 남 구		16,524	569,226	781,774	121,856,416	102,806,497
포 항 시 북 구		35,336	464,774	901,447	175,725,982	145,589,051
경 주 시		24,065	544,884	882,145	165,061,922	137,221,756
김 천 시		14,010	265,131	440,583	85,637,825	71,233,889
안 동 시		8,710	207,586	348,019	67,123,668	56,236,199

주 : 진료일 기준이며, 의료급여 포함

## 진료실적 현황 (관외-입원)

### Activities by District (External-Hospitalization)

(단위 : 명, 일, 천원, 원)  
Unit : Person, Day, 1,000Won, WON

진료실인원수당		Per Patient		입내원1일당		요양급여1일당		Division
진료비 Medical Expense	급여비 Benefit	입내원일수 Visit	요양급여일수 Reimbursed Days	진료비 Medical Expense	급여비 Benefit	진료비 Medical Expense	급여비 Benefit	
<b>7,270,884</b>	<b>6,119,066</b>	<b>27.08</b>	<b>42.27</b>	<b>268,525</b>	<b>225,987</b>	<b>172,009</b>	<b>144,761</b>	<b>Busan</b>
8,453,256	7,153,946	35.15	48.41	240,495	203,530	174,601	147,764	Jung-gu
6,624,387	5,483,238	39.37	49.51	168,279	139,291	133,795	110,747	Seo-gu
7,997,506	6,740,340	34.59	46.80	231,216	194,870	170,883	144,021	Dong-gu
8,190,035	6,919,278	32.70	45.79	250,430	211,574	178,850	151,100	Yeongdo-gu
6,832,139	5,699,557	29.75	41.70	229,686	191,611	163,827	136,669	Busanjin-gu
6,664,262	5,508,058	26.12	38.15	255,169	210,899	174,676	144,371	Dongnae-gu
6,894,818	5,701,040	26.78	38.95	257,435	212,863	177,031	146,380	Nam-gu
7,306,980	6,170,728	28.23	41.58	258,805	218,561	175,719	148,395	Buk-gu
6,559,699	5,427,964	29.26	41.15	224,184	185,505	159,418	131,914	Haeundae-gu
7,486,311	6,282,111	24.87	37.98	300,959	252,548	197,128	165,419	Saha-gu
6,470,895	5,353,396	24.70	36.89	261,940	216,704	175,390	145,101	Geumjeong-gu
5,736,295	4,697,528	22.83	33.46	251,245	205,748	171,431	140,387	Gangseo-gu
6,193,282	5,087,536	24.97	36.86	248,074	203,783	168,008	138,012	Yeonje-gu
6,888,760	5,705,199	27.00	38.71	255,164	211,324	177,974	147,397	Suyeong-gu
6,526,366	5,456,083	23.54	35.65	277,241	231,775	183,056	153,036	Sasang-gu
6,486,289	5,394,225	24.37	36.04	266,125	221,319	179,960	149,661	Gijang-gun
<b>7,455,060</b>	<b>6,241,790</b>	<b>31.56</b>	<b>46.63</b>	<b>236,182</b>	<b>197,745</b>	<b>159,891</b>	<b>133,870</b>	<b>Daegu</b>
6,158,508	5,139,534	27.05	37.24	227,675	190,004	165,371	138,009	Jung-gu
6,451,550	5,390,549	24.29	36.37	265,560	221,887	177,373	148,203	Dong-gu
6,644,687	5,589,462	22.10	34.35	300,620	252,879	193,468	162,744	Seo-gu
6,093,299	5,078,661	27.82	39.37	219,014	182,545	154,754	128,984	Nam-gu
5,509,480	4,584,896	18.65	29.26	295,462	245,879	188,274	156,679	Buk-gu
6,178,050	5,156,980	21.24	33.29	290,828	242,762	185,571	154,901	Suseong-gu
6,689,305	5,663,168	25.36	36.64	263,743	223,285	182,569	154,563	Dalseo-gu
5,699,747	4,739,863	19.28	30.07	295,590	245,811	189,532	157,613	Dalseong-gun
7,545,281	6,199,175	30.73	43.64	245,513	201,713	172,892	142,048	Gunwi-gun
<b>7,488,092</b>	<b>6,258,236</b>	<b>24.14</b>	<b>39.43</b>	<b>310,147</b>	<b>259,208</b>	<b>189,922</b>	<b>158,729</b>	<b>Ulsan</b>
5,886,326	4,915,384	21.71	32.81	271,103	226,385	179,384	149,795	Jung-gu
7,511,827	6,358,588	21.54	35.27	348,680	295,150	212,978	180,281	Nam-gu
4,916,832	3,948,840	22.88	33.12	214,906	172,597	148,439	119,215	Dong-gu
5,217,029	4,368,242	16.49	26.65	316,389	264,914	195,736	163,891	Buk-gu
5,696,565	4,714,571	18.68	29.60	304,974	252,401	192,428	159,257	Ulju-gun
<b>7,175,463</b>	<b>6,009,399</b>	<b>20.10</b>	<b>35.02</b>	<b>356,963</b>	<b>298,954</b>	<b>204,906</b>	<b>171,608</b>	<b>Gyeongbuk</b>
7,374,511	6,221,647	34.45	47.31	214,074	180,608	155,872	131,504	Nam-gu
4,973,002	4,120,134	13.15	25.51	378,089	313,247	194,938	161,506	Buk-gu
6,859,004	5,702,130	22.64	36.66	302,930	251,837	187,114	155,555	Gyeongju-si
6,112,621	5,084,503	18.92	31.45	323,002	268,674	194,374	161,681	Gimcheon-si
7,706,506	6,456,510	23.83	39.96	323,354	270,906	192,874	161,589	Andong-si

Note : Based on the Treatments including medical aid

제 3-2-1 표  
Table 3-2-1

시·군·구별  
Medical Treatment

구 분	진료실인원수 Patients	입내원일수 Visit	요양급여일수 Reimbursed Days	진료비 Medical Expense	급여비 Benefit
구 미 시	18,443	351,610	608,919	128,278,307	108,520,899
영 주 시	10,803	218,089	402,441	78,107,586	65,551,197
영 천 시	12,295	292,158	453,906	88,376,117	73,996,731
상 주 시	11,502	292,262	469,880	87,177,257	72,150,596
문 경 시	7,948	194,231	328,370	59,209,377	49,068,195
경 산 시	27,646	467,836	784,343	160,579,699	134,499,332
의 성 군	8,973	253,811	388,095	70,083,839	57,696,499
청 송 군	4,557	127,688	199,675	34,841,764	28,681,457
영 양 군	2,987	86,057	133,540	21,181,049	17,327,658
영 덕 군	6,216	196,453	293,233	48,939,229	40,393,723
청 도 군	7,157	233,408	329,218	58,289,323	47,826,001
고 령 군	5,179	154,901	220,944	38,638,762	31,937,090
성 주 군	7,308	175,800	272,860	50,297,435	41,444,697
칠 곡 군	15,415	287,554	457,214	84,605,391	69,968,132
예 천 군	8,588	209,271	343,705	58,887,995	48,653,065
봉 화 군	5,099	144,036	231,010	38,907,651	32,145,908
울 진 군	6,580	181,396	289,297	49,056,369	40,530,052
울 립 군	1,452	35,643	59,340	9,461,643	7,706,160
<b>경 남</b>	<b>139,161</b>	<b>3,162,656</b>	<b>5,254,336</b>	<b>986,428,997</b>	<b>819,015,303</b>
창 원 시 의 창 구	17,995	501,753	732,878	122,529,877	102,603,994
창 원 시 성 산 구	28,619	565,465	860,555	141,877,384	115,744,975
창원시 마산합포구	20,029	482,186	738,040	131,849,695	110,840,974
창원시 마산회원구	15,584	519,624	727,248	109,824,880	91,029,548
창 원 시 진 해 구	21,473	479,163	762,212	133,096,353	110,921,184
진 주 시	10,725	335,991	495,725	80,011,750	66,583,850
통 영 시	10,552	290,252	484,959	83,684,039	70,036,968
사 천 시	13,145	255,341	454,828	80,932,048	66,687,377
김 해 시	39,927	751,923	1,270,552	256,410,582	214,760,908
밀 양 시	12,505	390,358	578,967	100,531,708	83,256,680
거 제 시	17,621	396,823	666,144	118,847,675	98,328,069
양 산 시	23,507	552,634	822,104	142,254,936	117,339,354
의 령 군	5,239	211,809	287,984	42,109,363	34,664,161
함 안 군	10,630	315,556	453,696	73,048,330	60,470,095
창 녕 군	9,469	264,300	395,227	68,150,701	56,219,819
고 성 군	7,751	242,437	359,391	58,023,565	47,608,379
남 해 군	7,759	285,416	405,909	62,313,953	50,754,393
하 동 군	8,645	275,059	417,428	62,456,816	50,809,001
산 청 군	7,242	209,907	317,644	49,317,161	40,088,758
함 양 군	5,805	186,391	275,834	43,172,831	35,358,533
거 창 군	7,517	171,804	283,702	53,719,007	44,449,224
합 천 군	7,222	255,320	364,335	60,931,539	49,931,726

주 : 진료일 기준이며, 의료급여 포함

# 진료실적 현황 (관외-입원) <계속>

## Activities by District (External-Hospitalization) <Cont'd>

(단위 : 명, 일, 천원, 원)

Unit : Person, Day, 1,000Won, WON

진료실인원수당		Per Patient		입내원1일당		요양급여1일당		Division
진료비 Medical Expense	급여비 Benefit	입내원일수 Visit	요양급여일수 Reimbursed Days	진료비 Medical Expense	급여비 Benefit	진료비 Medical Expense	급여비 Benefit	
6,955,393	5,884,124	19.06	33.02	364,831	308,640	210,666	178,219	Gumi-si
7,230,176	6,067,870	20.19	37.25	358,145	300,571	194,085	162,884	Yeongju-si
7,187,972	6,018,441	23.76	36.92	302,494	253,276	194,701	163,022	Yeongcheon-si
7,579,313	6,272,874	25.41	40.85	298,285	246,870	185,531	153,551	Sangju-si
7,449,594	6,173,653	24.44	41.31	304,840	252,628	180,313	149,430	Mungyeong-si
5,808,424	4,865,056	16.92	28.37	343,239	287,492	204,731	171,480	Gyeongsan-si
7,810,525	6,430,012	28.29	43.25	276,126	227,321	180,584	148,666	Uiseong-gun
7,645,768	6,293,934	28.02	43.82	272,866	224,621	174,492	143,641	Cheongsong-gun
7,091,078	5,801,024	28.81	44.71	246,128	201,351	158,612	129,756	Yeongyang-gun
7,873,106	6,498,347	31.60	47.17	249,114	205,615	166,895	137,753	Yeongdeok-gun
8,144,379	6,682,409	32.61	46.00	249,731	204,903	177,054	145,272	Cheongdo-gun
7,460,661	6,166,652	29.91	42.66	249,442	206,177	174,880	144,548	Goryeong-gun
6,882,517	5,671,141	24.06	37.34	286,106	235,749	184,334	151,890	Seongju-gun
5,488,511	4,538,964	18.65	29.66	294,224	243,322	185,045	153,031	Chilgok-gun
6,857,009	5,665,238	24.37	40.02	281,396	232,488	171,333	141,555	Yecheon-gun
7,630,447	6,304,355	28.25	45.30	270,124	223,180	168,424	139,154	Bonghwa-gun
7,455,375	6,159,582	27.57	43.97	270,438	223,434	169,571	140,098	Uljin-gun
6,516,283	5,307,273	24.55	40.87	265,456	216,204	159,448	129,865	Ulleung-gun
<b>7,088,401</b>	<b>5,885,380</b>	<b>22.73</b>	<b>37.76</b>	<b>311,899</b>	<b>258,964</b>	<b>187,736</b>	<b>155,874</b>	<b>Gyeongnam</b>
6,809,107	5,701,806	27.88	40.73	244,204	204,491	167,190	140,001	Uichang-gu
4,957,454	4,044,340	19.76	30.07	250,904	204,690	164,867	134,500	Seongsan-gu
6,582,939	5,534,024	24.07	36.85	273,442	229,872	178,648	150,183	Masanhappo-gu
7,047,284	5,841,218	33.34	46.67	211,355	175,183	151,014	125,170	Masanhoewon-gu
6,198,312	5,165,612	22.31	35.50	277,768	231,489	174,619	145,525	Jinhae-gu
7,460,303	6,208,284	31.33	46.22	238,137	198,172	161,404	134,316	Jinju-si
7,930,633	6,637,317	27.51	45.96	288,315	241,297	172,559	144,418	Tongyeong-si
6,156,869	5,073,212	19.42	34.60	316,957	261,170	177,940	146,621	Sacheon-si
6,421,985	5,378,839	18.83	31.82	341,006	285,616	201,810	169,030	Gimhae-si
8,039,321	6,657,871	31.22	46.30	257,537	213,283	173,640	143,802	Miryang-si
6,744,661	5,580,164	22.52	37.80	299,498	247,788	178,411	147,608	Geoje-si
6,051,599	4,991,677	23.51	34.97	257,413	212,327	173,038	142,731	Yangsang-si
8,037,672	6,616,561	40.43	54.97	198,808	163,658	146,221	120,368	Uiryeong-gun
6,871,903	5,688,626	29.69	42.68	231,491	191,630	161,007	133,283	Haman-gun
7,197,244	5,937,250	27.91	41.74	257,854	212,712	172,434	142,247	Changnyeong-gun
7,485,946	6,142,224	31.28	46.37	239,335	196,374	161,450	132,470	Goseong-gun
8,031,184	6,541,357	36.79	52.31	218,327	177,826	153,517	125,039	Namhae-gun
7,224,617	5,877,270	31.82	48.29	227,067	184,720	149,623	121,719	Hadong-gun
6,809,881	5,535,592	28.98	43.86	234,948	190,983	155,259	126,207	Sancheong-gun
7,437,180	6,091,048	32.11	47.52	231,625	189,701	156,517	128,188	Hamyang-gun
7,146,336	5,913,160	22.86	37.74	312,676	258,721	189,350	156,676	Geochang-gun
8,436,934	6,913,836	35.35	50.45	238,648	195,565	167,240	137,049	Hapcheon-gun

Note : Based on the Treatments including medical aid

제 3-2-2 표  
Table 3-2-2

시·군·구별  
Medical Treatment

구 분		진료실인원수 Patients	입내원일수 Visit	요양급여일수 Reimbursed Days	진료비 Medical Expense	급여비 Benefit
부 산		663,965	4,255,258	52,570,800	454,480,633	350,512,124
중 구		31,235	449,079	5,928,912	41,606,552	31,745,560
서 구		81,177	1,102,340	12,317,619	84,885,900	63,814,194
동 구		69,261	934,019	12,866,658	89,177,841	67,725,669
영 도 구		74,641	919,288	14,794,015	103,278,394	79,170,082
부 산 진 구		242,655	2,577,919	33,928,868	234,937,728	174,121,464
동 래 구		198,908	2,207,026	30,391,579	203,001,102	149,877,488
남 구		187,415	2,152,897	32,854,570	219,520,378	161,314,781
북 구		172,113	1,750,571	27,957,578	189,377,710	144,183,699
해 운 대 구		246,522	2,570,233	37,882,482	247,360,618	184,272,854
사 하 구		193,145	1,989,679	33,881,850	231,249,625	174,206,085
금 정 구		161,917	1,896,418	29,653,215	193,762,309	144,106,095
강 서 구		110,105	1,290,930	18,284,414	123,705,044	89,339,339
연 제 구		165,907	2,134,777	30,318,598	198,413,865	145,699,253
수 영 구		132,506	1,578,780	20,857,694	145,368,723	107,992,280
사 상 구		154,430	1,934,202	28,843,126	192,770,644	144,532,332
기 장 군		118,826	1,253,301	19,022,109	128,134,137	95,479,303
대 구		459,044	2,852,484	32,182,007	268,058,736	208,152,080
중 구		71,782	891,934	10,604,725	73,305,739	54,682,715
동 구		244,534	2,664,426	35,864,966	255,549,372	191,128,444
서 구		134,239	1,864,722	26,105,489	183,742,904	139,269,301
남 구		113,548	1,550,746	19,390,105	130,721,710	99,488,216
북 구		278,563	2,821,959	41,067,034	280,223,246	206,884,877
수 성 구		292,660	2,942,280	44,049,042	301,746,232	223,850,733
달 서 구		346,334	3,378,698	48,312,902	331,563,339	250,726,584
달 성 군		198,502	2,241,558	31,720,597	225,699,109	165,447,878
군 위 군		20,223	307,546	5,489,811	33,550,085	24,454,809
울 산		263,531	1,675,194	22,846,246	191,300,147	145,789,999
중 구		157,955	1,707,148	21,146,254	157,704,488	115,840,755
남 구		165,266	1,211,868	18,152,959	134,321,445	100,281,939
동 구		84,910	673,893	7,000,870	55,367,993	39,981,056
북 구		156,008	1,564,764	20,775,935	150,052,379	108,628,925
울 주 군		174,260	2,052,098	29,390,991	199,023,905	144,154,225
경 북		1,067,391	8,831,213	157,389,183	1,169,944,198	877,287,596
포 향 시 남 구		149,321	1,430,252	16,936,970	134,594,840	102,369,268
포 향 시 북 구		174,022	1,514,163	27,187,511	185,356,682	136,469,535
경 주 시		131,276	1,236,326	19,690,041	143,488,635	106,914,713
김 천 시		78,396	696,941	11,274,543	83,744,537	62,528,221
안 동 시		60,497	442,506	7,201,234	57,529,014	43,645,508

주 : 진료일 기준(의료이용은 약국제외, 요양급여일수, 진료비와 급여비는 약국포함)이며, 의료급여 포함

## 진료실적 현황 (관외-외래)

### Activities by District (External-Outpatients)

(단위 : 명, 일, 천원, 원)  
Unit : Person, Day, 1,000Won, WON

진료실인원수당		Per Patient		입내원1일당		요양급여1일당		Division
진료비 Medical Expense	급여비 Benefit	입내원일수 Visit	요양급여일수 Reimbursed Days	진료비 Medical Expense	급여비 Benefit	진료비 Medical Expense	급여비 Benefit	
<b>684,495</b>	<b>527,908</b>	<b>6.41</b>	<b>79.18</b>	<b>106,804</b>	<b>82,372</b>	<b>8,645</b>	<b>6,667</b>	<b>Busan</b>
1,332,049	1,016,346	14.38	189.82	92,649	70,690	7,018	5,354	Jung-gu
1,045,689	786,112	13.58	151.74	77,005	57,890	6,891	5,181	Seo-gu
1,287,562	977,833	13.49	185.77	95,478	72,510	6,931	5,264	Dong-gu
1,383,668	1,060,678	12.32	198.20	112,346	86,121	6,981	5,351	Yeongdo-gu
968,197	717,568	10.62	139.82	91,135	67,543	6,924	5,132	Busanjin-gu
1,020,578	753,502	11.10	152.79	91,979	67,909	6,680	4,932	Dongnae-gu
1,171,306	860,736	11.49	175.30	101,965	74,929	6,682	4,910	Nam-gu
1,100,310	837,727	10.17	162.44	108,181	82,364	6,774	5,157	Buk-gu
1,003,402	747,491	10.43	153.67	96,241	71,695	6,530	4,864	Haeundae-gu
1,197,285	901,945	10.30	175.42	116,225	87,555	6,825	5,142	Saha-gu
1,196,677	890,000	11.71	183.14	102,173	75,989	6,534	4,860	Geumjeong-gu
1,123,519	811,401	11.72	166.06	95,826	69,205	6,766	4,886	Gangseo-gu
1,195,934	878,198	12.87	182.74	92,944	68,250	6,544	4,806	Yeonje-gu
1,097,073	814,999	11.91	157.41	92,077	68,402	6,970	5,178	Suyeong-gu
1,248,272	935,908	12.52	186.77	99,664	74,725	6,683	5,011	Sasang-gu
1,078,334	803,522	10.55	160.08	102,237	76,182	6,736	5,019	Gijang-gun
<b>583,950</b>	<b>453,447</b>	<b>6.21</b>	<b>70.11</b>	<b>93,974</b>	<b>72,972</b>	<b>8,329</b>	<b>6,468</b>	<b>Daegu</b>
1,021,227	761,789	12.43	147.74	82,187	61,308	6,913	5,156	Jung-gu
1,045,046	781,603	10.90	146.67	95,912	71,733	7,125	5,329	Dong-gu
1,368,774	1,037,473	13.89	194.47	98,536	74,686	7,038	5,335	Seo-gu
1,151,246	876,178	13.66	170.77	84,296	64,155	6,742	5,131	Nam-gu
1,005,960	742,686	10.13	147.42	99,301	73,313	6,824	5,038	Buk-gu
1,031,047	764,883	10.05	150.51	102,555	76,081	6,850	5,082	Suseong-gu
957,351	723,944	9.76	139.50	98,133	74,208	6,863	5,190	Dalseo-gu
1,137,012	833,482	11.29	159.80	100,688	73,809	7,115	5,216	Dalseong-gun
1,659,006	1,209,257	15.21	271.46	109,090	79,516	6,111	4,455	Gunwi-gun
<b>725,911</b>	<b>553,218</b>	<b>6.36</b>	<b>86.69</b>	<b>114,196</b>	<b>87,029</b>	<b>8,373</b>	<b>6,381</b>	<b>Ulsan</b>
998,414	733,378	10.81	133.88	92,379	67,856	7,458	5,478	Jung-gu
812,759	606,791	7.33	109.84	110,838	82,750	7,399	5,524	Nam-gu
652,079	470,864	7.94	82.45	82,161	59,328	7,909	5,711	Dong-gu
961,825	696,304	10.03	133.17	95,895	69,422	7,222	5,229	Buk-gu
1,142,109	827,236	11.78	168.66	96,986	70,247	6,772	4,905	Ulju-gun
<b>1,096,078</b>	<b>821,899</b>	<b>8.27</b>	<b>147.45</b>	<b>132,478</b>	<b>99,339</b>	<b>7,433</b>	<b>5,574</b>	<b>Gyeongbuk</b>
901,379	685,565	9.58	113.43	94,106	71,574	7,947	6,044	Nam-gu
1,065,134	784,209	8.70	156.23	122,415	90,129	6,818	5,020	Buk-gu
1,093,030	814,427	9.42	149.99	116,061	86,478	7,287	5,430	Gyeongju-si
1,068,225	797,595	8.89	143.82	120,160	89,718	7,428	5,546	Gimcheon-si
950,940	721,449	7.31	119.03	130,007	98,633	7,989	6,061	Andong-si

Note : Based on the Treatments(excluding pharmacy from Medical Service Use, including pharmacy in Treatment Days/Medical Expense /Benefit Amount) including Medical aid

제 3-2-2 표  
Table 3-2-2

시·군·구별  
Medical Treatment

구 분	진료실인원수 Patients	입내원일수 Visit	요양급여일수 Reimbursed Days	진료비 Medical Expense	급여비 Benefit
구 미 시	161,557	1,075,066	15,516,902	131,696,244	100,434,597
영 주 시	54,358	396,624	8,513,923	59,888,044	44,369,982
영 천 시	66,104	721,312	12,160,129	82,988,981	61,781,519
상 주 시	57,325	575,376	9,428,953	70,533,571	52,989,464
문 경 시	41,114	363,271	6,558,168	48,118,599	35,814,631
경 산 시	179,280	1,772,172	27,337,871	190,122,532	140,959,814
의 성 군	40,518	521,583	9,473,275	60,476,319	44,245,270
청 송 군	20,127	245,235	4,615,884	29,577,344	21,566,079
영 양 군	13,253	170,542	3,043,370	18,969,116	13,977,353
영 덕 군	24,595	279,642	5,784,317	36,435,042	27,225,059
청 도 군	32,969	452,085	8,275,079	51,507,643	37,722,407
고 령 군	26,081	386,992	6,296,759	40,354,795	29,936,835
성 주 군	36,490	532,019	9,251,430	56,417,292	41,134,158
칠 곡 군	86,115	960,929	14,808,466	97,866,721	71,967,890
예 천 군	43,123	493,718	8,286,518	53,288,129	39,131,094
봉 화 군	25,054	340,513	5,465,519	35,257,149	25,724,298
울 진 군	32,084	301,480	5,213,421	37,478,982	27,823,697
울 립 군	7,710	89,659	1,615,991	10,281,124	7,366,973
<b>경 남</b>	<b>964,261</b>	<b>6,994,946</b>	<b>119,050,176</b>	<b>893,053,642</b>	<b>672,471,729</b>
창 원 시 의 창 구	152,476	1,452,057	18,327,639	139,188,716	103,833,051
창 원 시 성 산 구	172,492	1,550,152	22,239,061	149,991,894	105,898,907
창원시 마산합포구	126,439	1,308,551	18,539,036	136,620,609	101,921,825
창원시 마산회원구	119,936	1,210,934	15,051,467	112,438,492	84,461,547
창 원 시 진 해 구	122,968	1,085,965	16,016,924	120,402,785	88,293,612
진 주 시	100,433	651,055	8,155,834	73,073,305	56,434,182
통 영 시	57,301	443,238	7,253,127	57,980,680	43,944,502
사 천 시	69,635	607,058	10,015,370	75,001,903	55,129,616
김 해 시	263,432	2,058,851	34,578,562	247,504,025	182,948,720
밀 양 시	61,381	650,642	11,820,154	78,704,703	58,621,685
거 제 시	109,074	805,933	13,631,399	98,930,693	73,110,605
양 산 시	175,061	1,501,459	21,446,376	148,639,991	109,809,309
의 령 군	21,255	309,124	4,980,658	32,387,868	23,924,170
함 안 군	51,022	664,514	10,123,342	68,332,497	50,141,095
창 녕 군	44,615	538,593	9,657,211	62,273,121	45,548,995
고 성 군	37,484	471,600	7,359,265	52,397,300	38,992,595
남 해 군	31,809	396,570	6,544,052	46,448,310	34,100,168
하 동 군	33,622	413,831	6,977,780	47,616,446	34,799,895
산 청 군	29,505	420,932	7,100,254	47,159,717	34,911,597
함 양 군	27,858	311,781	5,376,193	36,385,370	26,903,173
거 창 군	36,970	329,503	5,657,625	42,385,734	31,372,582
합 천 군	31,706	401,465	7,172,793	47,004,829	34,634,888

주 : 진료일 기준(의료이용은 약국제외, 요양급여일수, 진료비와 급여비는 약국포함)이며, 의료급여 포함



# 진료실적 현황 (관외-외래) <계속>

## Activities by District (External-Outpatients) <Cont'd>

(단위 : 명, 일, 천원, 원)  
Unit : Person, Day, 1,000Won, WON

진료실인원수당		Per Patient		입내원1일당		요양급여1일당		Division
진료비 Medical Expense	급여비 Benefit	입내원일수 Visit	요양급여일수 Reimbursed Days	진료비 Medical Expense	급여비 Benefit	진료비 Medical Expense	급여비 Benefit	
815,169	621,667	6.65	96.05	122,501	93,422	8,487	6,473	Gumi-si
1,101,734	816,255	7.30	156.63	150,995	111,869	7,034	5,211	Yeongju-si
1,255,431	934,611	10.91	183.95	115,053	85,652	6,825	5,081	Yeongcheon-si
1,230,416	924,369	10.04	164.48	122,587	92,095	7,481	5,620	Sangju-si
1,170,370	871,105	8.84	159.51	132,459	98,589	7,337	5,461	Mungyeong-si
1,060,478	786,255	9.88	152.49	107,282	79,541	6,955	5,156	Gyeongsan-si
1,492,579	1,091,990	12.87	233.80	115,948	84,829	6,384	4,671	Uiseong-gun
1,469,536	1,071,500	12.18	229.34	120,608	87,940	6,408	4,672	Cheongsong-gun
1,431,307	1,054,656	12.87	229.64	111,228	81,958	6,233	4,593	Yeongyang-gun
1,481,400	1,106,935	11.37	235.18	130,292	97,357	6,299	4,707	Yeongdeok-gun
1,562,305	1,144,178	13.71	251.00	113,934	83,441	6,224	4,559	Cheongdo-gun
1,547,287	1,147,841	14.84	241.43	104,278	77,358	6,409	4,754	Goryeong-gun
1,546,103	1,127,272	14.58	253.53	106,044	77,317	6,098	4,446	Seongju-gun
1,136,465	835,718	11.16	171.96	101,846	74,894	6,609	4,860	Chilgok-gun
1,235,724	907,430	11.45	192.16	107,932	79,258	6,431	4,722	Yecheon-gun
1,407,246	1,026,754	13.59	218.15	103,541	75,546	6,451	4,707	Bonghwa-gun
1,168,152	867,214	9.40	162.49	124,317	92,290	7,189	5,337	Uljin-gun
1,333,479	955,509	11.63	209.60	114,669	82,167	6,362	4,559	Ulleung-gun
<b>926,153</b>	<b>697,396</b>	<b>7.25</b>	<b>123.46</b>	<b>127,671</b>	<b>96,137</b>	<b>7,501</b>	<b>5,649</b>	<b>Gyeongnam</b>
912,857	680,980	9.52	120.20	95,856	71,508	7,594	5,665	Uichang-gu
869,559	613,935	8.99	128.93	96,759	68,315	6,745	4,762	Seongsan-gu
1,080,526	806,095	10.35	146.62	104,406	77,889	7,369	5,498	Masanhappo-gu
937,487	704,222	10.10	125.50	92,853	69,749	7,470	5,612	Masanhoewon-gu
979,139	718,021	8.83	130.25	110,872	81,304	7,517	5,513	Jinhae-gu
727,583	561,909	6.48	81.21	112,238	86,681	8,960	6,919	Jinju-si
1,011,862	766,906	7.74	126.58	130,812	99,144	7,994	6,059	Tongyeong-si
1,077,072	791,694	8.72	143.83	123,550	90,814	7,489	5,505	Sacheon-si
939,537	694,482	7.82	131.26	120,215	88,860	7,158	5,291	Gimhae-si
1,282,232	955,046	10.60	192.57	120,965	90,098	6,659	4,959	Miryang-si
907,005	670,284	7.39	124.97	122,753	90,715	7,258	5,363	Geoje-si
849,075	627,263	8.58	122.51	98,997	73,135	6,931	5,120	Yangsang-si
1,523,776	1,125,578	14.54	234.33	104,773	77,393	6,503	4,803	Uiryeong-gun
1,339,275	982,735	13.02	198.41	102,831	75,455	6,750	4,953	Haman-gun
1,395,789	1,020,935	12.07	216.46	115,622	84,570	6,448	4,717	Changnyeong-gun
1,397,858	1,040,246	12.58	196.33	111,105	82,681	7,120	5,298	Goseong-gun
1,460,225	1,072,029	12.47	205.73	117,125	85,988	7,098	5,211	Namhae-gun
1,416,229	1,035,033	12.31	207.54	115,063	84,092	6,824	4,987	Hadong-gun
1,598,364	1,183,243	14.27	240.65	112,036	82,939	6,642	4,917	Sancheong-gun
1,306,101	965,725	11.19	192.99	116,702	86,289	6,768	5,004	Hamyang-gun
1,146,490	848,596	8.91	153.03	128,635	95,212	7,492	5,545	Geochang-gun
1,482,522	1,092,376	12.66	226.23	117,083	86,271	6,553	4,829	Hapcheon-gun

Note : Based on the Treatments(excluding pharmacy from Medical Service Use, including pharmacy in Treatment Days/Medical Expense /Benefit Amount) including Medical aid



## 제4장

# 연령별 성별 진료실적 현황



제 4-1 표  
Table 4-1

시·군·구별 연령별  
Medical Treatment Activities by

구 분	계				
	진료실인원수 Patients	입내원일수 Visit	요양급여일수 Reimbursed Days	진료비 Medical Expense	급여비 Benefit
부 산	3,187,061	87,976,825	877,063,008	9,070,270,622	7,076,107,701
중 구	37,434	1,196,605	11,966,971	132,199,058	106,003,605
서 구	100,665	3,210,550	31,034,730	342,548,999	270,647,558
동 구	84,978	2,657,120	26,662,536	287,118,550	228,665,973
영 도 구	103,494	3,638,480	35,608,833	399,078,010	320,602,635
부 산 진 구	345,144	9,406,101	93,939,144	986,929,018	767,765,978
동 래 구	261,118	6,938,192	68,538,024	687,406,259	528,172,929
남 구	246,403	6,794,065	67,751,336	687,543,785	530,409,927
북 구	263,457	7,129,391	72,564,657	736,074,517	576,955,873
해 운 대 구	367,048	9,724,386	98,878,084	987,413,842	767,304,216
사 하 구	288,340	8,294,989	82,699,070	874,374,703	688,062,034
금 정 구	209,174	5,971,862	59,338,510	594,230,545	463,816,587
강 서 구	142,910	3,200,876	29,420,368	313,007,596	237,633,099
연 제 구	198,307	5,405,807	53,894,105	540,952,931	418,022,037
수 영 구	167,130	4,570,975	46,026,089	471,567,841	364,643,657
사 상 구	197,217	5,502,151	56,369,715	590,836,674	464,313,697
기 장 군	174,242	4,335,275	42,370,836	438,988,293	343,087,897
대 구	2,302,304	57,281,821	597,994,085	5,770,732,835	4,496,476,978
중 구	85,811	2,007,392	20,683,191	205,506,304	159,074,233
동 구	331,058	8,580,065	92,153,849	866,272,077	678,447,047
서 구	157,853	4,643,729	48,891,182	492,847,783	392,864,159
남 구	133,327	3,713,660	40,325,395	396,711,524	315,395,471
북 구	406,633	9,643,428	100,233,798	960,023,627	744,039,971
수 성 구	393,317	9,458,040	97,849,328	922,284,073	713,002,515
달 서 구	513,183	12,505,934	129,660,341	1,256,080,082	976,096,441
달 성 군	258,368	6,045,288	59,464,812	590,479,344	455,287,797
군 위 군	22,754	684,285	8,732,189	80,528,021	62,269,345
울 산	1,080,008	24,751,191	242,153,203	2,479,023,567	1,901,431,665
중 구	201,627	4,751,955	48,829,584	496,426,664	382,408,254
남 구	297,915	6,621,662	65,352,750	671,712,010	514,459,801
동 구	150,979	3,639,482	35,114,450	340,117,741	261,294,655
북 구	211,399	4,528,535	41,736,594	432,068,944	328,262,418
울 주 군	218,088	5,209,557	51,119,825	538,698,209	415,006,537
경 북	2,495,755	62,136,265	682,539,022	6,676,079,309	5,187,775,755
포 향 시 남 구	219,106	5,254,348	56,189,579	564,375,195	438,242,744
포 향 시 북 구	258,830	6,337,549	65,854,561	676,127,924	525,345,712
경 주 시	247,191	6,414,276	67,542,799	675,212,014	523,581,704
김 천 시	134,179	3,235,975	38,266,243	372,154,814	289,126,588
안 동 시	148,189	3,748,969	41,001,604	416,072,832	326,689,059

주 : 진료일 기준(의료이용은 약국제외, 요양급여일수, 진료비와 급여비는 약국포함)이며, 의료급여 포함

# 진료실적 현황 (계)

## Age and District (Total)

(단위 : 명, 일, 천원)  
Unit : Person, Day, 1,000Won

0 ~ 9세					Division
진료실인원수 Patients	입내원일수 Visit	요양급여일수 Reimbursed Days	진료비 Medical Expense	급여비 Benefit	
<b>191,472</b>	<b>5,712,056</b>	<b>24,541,091</b>	<b>325,207,054</b>	<b>264,889,960</b>	<b>Busan</b>
858	24,644	101,182	1,687,018	1,397,059	Jung-gu
4,782	144,075	609,402	8,990,378	7,358,513	Seo-gu
3,942	120,743	511,915	8,404,709	6,940,659	Dong-gu
4,257	131,037	541,517	7,743,318	6,259,394	Yeongdo-gu
19,189	590,943	2,494,585	35,257,090	29,189,429	Busanjin-gu
17,878	546,989	2,311,968	30,059,085	24,355,382	Dongnae-gu
13,824	393,086	1,764,069	23,298,345	18,812,320	Nam-gu
15,705	453,072	2,035,318	23,674,856	19,102,224	Buk-gu
22,649	651,592	2,827,396	37,036,261	30,154,649	Haeundae-gu
15,374	483,311	2,069,265	28,647,237	23,533,239	Saha-gu
9,684	271,639	1,178,214	14,422,905	11,650,320	Geumjeong-gu
17,299	540,498	2,355,797	29,109,721	23,432,960	Gangseo-gu
12,411	371,862	1,593,163	20,510,913	16,669,287	Yeonje-gu
8,708	229,681	1,001,534	14,233,258	11,588,230	Suyeong-gu
9,392	280,399	1,190,691	15,779,005	12,875,134	Sasang-gu
15,520	478,485	1,955,075	26,352,956	21,571,161	Gijang-gun
<b>149,137</b>	<b>4,368,170</b>	<b>19,122,089</b>	<b>233,553,627</b>	<b>189,318,685</b>	<b>Daegu</b>
6,757	191,938	849,337	10,517,907	8,615,145	Jung-gu
21,707	675,648	2,948,091	34,992,333	28,614,065	Dong-gu
6,699	187,136	796,780	11,285,134	9,373,789	Seo-gu
5,525	150,713	671,279	8,390,682	6,927,015	Nam-gu
25,984	745,820	3,229,889	39,250,778	31,742,998	Buk-gu
25,197	686,112	3,072,182	37,363,279	29,922,213	Suseong-gu
31,563	928,093	4,043,619	48,991,267	39,267,498	Dalseo-gu
25,176	788,905	3,450,719	42,004,223	34,218,462	Dalseong-gun
529	13,805	60,193	758,024	637,499	Gunwi-gun
<b>79,081</b>	<b>2,264,594</b>	<b>9,560,893</b>	<b>123,004,242</b>	<b>99,577,911</b>	<b>Ulsan</b>
13,422	379,916	1,617,619	21,112,758	17,062,803	Jung-gu
19,807	562,600	2,370,467	29,688,797	23,786,376	Nam-gu
11,612	298,823	1,338,653	15,729,869	12,616,170	Dong-gu
20,320	629,530	2,537,958	32,761,986	26,499,317	Buk-gu
13,920	393,725	1,696,196	23,710,832	19,613,245	Ulju-gun
<b>151,173</b>	<b>4,016,628</b>	<b>18,247,544</b>	<b>231,124,946</b>	<b>189,147,809</b>	<b>Gyeongbuk</b>
13,848	375,280	1,663,625	21,499,045	17,495,227	Nam-gu
17,933	473,201	2,074,300	26,857,988	22,018,329	Buk-gu
13,832	362,177	1,525,264	21,509,643	17,713,844	Gyeongju-si
8,537	221,784	1,063,981	12,625,787	10,234,249	Gimcheon-si
8,353	203,706	1,073,280	15,076,393	12,512,336	Andong-si

Note : Based on the Treatments (excluding pharmacy from Medical Service Use, including pharmacy in Treatment Days/Medical Expense /Benefit Amount) including Medical aid

제 4-1 표  
Table 4-1

시·군·구별 연령별  
Medical Treatment Activities by

구 분	계				
	진료실인원수 Patients	입내원일수 Visit	요양급여일수 Reimbursed Days	진료비 Medical Expense	급여비 Benefit
구 미 시	391,402	7,806,453	82,602,640	763,458,431	584,472,644
영 주 시	97,404	2,563,381	28,317,484	279,116,418	218,220,277
영 천 시	99,161	2,960,019	31,924,586	309,152,330	242,733,442
상 주 시	91,493	2,492,422	30,147,356	296,692,106	231,233,127
문 경 시	67,028	1,812,311	20,841,347	197,616,461	153,352,989
경 산 시	262,111	6,296,165	65,974,798	630,514,030	488,637,164
의 성 군	49,057	1,527,077	18,185,868	181,876,176	141,987,725
청 송 군	23,432	620,452	8,301,647	79,750,822	62,092,064
영 양 군	15,103	359,568	5,104,716	47,442,897	36,753,347
영 덕 군	33,616	1,120,224	13,015,507	126,849,614	99,951,574
청 도 군	40,852	1,379,140	15,077,675	153,210,289	119,961,897
고 령 군	30,474	858,432	10,531,669	99,220,552	77,390,846
성 주 군	41,985	1,271,501	14,362,281	141,047,205	109,634,063
칠 곡 군	108,226	2,532,607	27,571,931	258,047,695	200,161,823
예 천 군	54,191	1,448,604	15,738,308	160,905,178	125,384,889
봉 화 군	28,518	762,440	9,684,993	93,399,738	72,749,857
울 진 군	45,467	1,150,284	13,643,702	131,031,032	102,762,057
울 립 군	8,740	184,068	2,657,728	22,805,555	17,310,163
<b>경 남</b>	<b>3,180,233</b>	<b>79,721,499</b>	<b>778,378,788</b>	<b>8,273,243,048</b>	<b>6,396,759,396</b>
창 원 시 의 창 구	207,283	4,870,619	46,891,043	498,548,497	384,657,984
창 원 시 성 산 구	238,798	4,980,911	47,123,640	488,699,052	366,730,069
창원시 마산합포구	172,983	4,643,995	44,578,154	499,240,962	390,120,403
창원시 마산회원구	173,384	4,467,973	44,279,862	473,327,161	369,062,296
창 원 시 진 해 구	185,989	4,352,845	41,095,369	441,656,189	340,310,030
진 주 시	330,212	7,523,865	75,896,529	778,553,874	600,583,973
통 영 시	117,945	3,294,679	31,406,659	334,025,947	262,539,570
사 천 시	106,984	2,869,528	27,673,800	306,517,154	239,373,695
김 해 시	527,341	12,424,143	112,730,473	1,256,171,954	966,018,676
밀 양 시	100,533	2,866,805	30,686,328	323,645,872	252,818,274
거 제 시	230,058	5,093,791	48,310,239	508,763,929	387,472,577
양 산 시	346,344	8,449,569	81,192,727	838,067,515	647,502,024
의 령 군	25,326	946,986	9,186,372	98,127,852	77,005,066
함 안 군	60,728	1,670,455	17,556,525	185,625,678	144,852,022
창 녕 군	57,646	1,863,330	19,795,978	202,875,976	158,626,084
고 성 군	49,002	1,517,264	15,574,901	170,197,823	132,217,832
남 해 군	40,161	1,401,385	14,020,811	149,348,432	116,236,049
하 동 군	40,539	1,282,048	13,952,610	143,085,559	111,455,247
산 청 군	33,273	1,051,758	11,183,788	117,094,793	91,053,148
함 양 군	36,285	1,160,896	12,471,905	124,303,016	96,715,423
거 창 군	58,865	1,606,036	17,627,390	175,623,588	136,798,257
합 천 군	40,554	1,382,618	15,143,685	159,742,223	124,610,698

주 : 진료일 기준(의료이용은 약국제외, 요양급여일수, 진료비와 급여비는 약국포함)이며, 의료급여 포함

# 진료실적 현황 (계) <계속> Age and District (Total) <Cont'd>

(단위 : 명, 일, 천원)  
Unit : Person, Day, 1,000Won

0 ~ 9세					Division
진료실인원수 Patients	입내원일수 Visit	요양급여일수 Reimbursed Days	진료비 Medical Expense	급여비 Benefit	
32,463	888,716	4,037,293	48,664,484	39,535,038	Gumi-si
4,825	118,146	650,959	7,960,621	6,537,725	Yeongju-si
4,950	135,286	592,253	7,139,474	5,893,615	Yeongcheon-si
4,157	111,440	484,683	5,385,613	4,316,841	Sangju-si
3,188	86,456	360,683	4,391,603	3,595,580	Mungyeong-si
16,919	501,325	2,197,074	28,779,942	23,690,620	Gyeongsan-si
1,566	36,016	166,835	2,174,607	1,804,243	Uiseong-gun
800	17,745	88,441	1,176,441	967,214	Cheongsong-gun
504	9,771	47,459	665,505	534,246	Yeongyang-gun
1,188	28,100	142,640	1,783,297	1,481,766	Yeongdeok-gun
1,184	29,743	128,066	1,825,953	1,539,524	Cheongdo-gun
1,067	27,382	119,085	1,786,025	1,508,697	Goryeong-gun
1,527	40,360	175,733	2,097,995	1,740,646	Seongju-gun
6,840	180,213	792,077	8,775,783	6,996,121	Chilgok-gun
3,933	93,753	480,659	6,078,680	4,995,913	Yecheon-gun
916	20,133	108,803	1,421,784	1,193,803	Bonghwa-gun
2,334	50,510	252,138	3,106,797	2,556,470	Ulljin-gun
309	5,385	22,213	341,485	285,761	Ulleung-gun
<b>211,366</b>	<b>6,120,255</b>	<b>25,731,722</b>	<b>349,274,954</b>	<b>283,128,079</b>	<b>Gyeongnam</b>
14,536	423,832	1,742,209	23,033,425	18,701,045	Uichang-gu
16,209	465,127	1,903,157	25,934,255	20,854,935	Seongsan-gu
11,420	315,115	1,399,598	18,513,736	14,785,577	Masanhappo-gu
9,770	291,069	1,292,214	18,087,267	14,677,559	Masanhoewon-gu
14,707	437,559	1,782,582	25,631,300	20,913,679	Jinhae-gu
23,310	657,691	2,878,580	37,574,659	30,655,191	Jinju-si
6,550	174,421	735,912	8,993,676	7,178,319	Tongyeong-si
6,387	188,307	790,616	10,892,041	8,840,617	Sacheon-si
40,223	1,214,411	4,996,950	67,411,808	54,717,336	Gimhae-si
4,424	123,586	472,860	6,866,191	5,623,277	Miryang-si
18,874	537,041	2,218,087	31,764,144	25,145,093	Geoje-si
28,446	887,921	3,745,293	49,074,393	40,111,334	Yangsang-si
830	20,335	94,536	1,485,151	1,257,522	Uiryeong-gun
2,839	72,930	332,733	4,526,152	3,632,212	Haman-gun
2,240	57,368	252,474	3,949,526	3,286,433	Changnyeong-gun
1,712	42,485	183,068	2,679,829	2,184,136	Goseong-gun
1,282	31,572	138,467	2,027,117	1,672,279	Namhae-gun
1,307	31,677	137,287	1,774,466	1,438,119	Hadong-gun
925	21,899	99,653	1,401,230	1,161,886	Sancheong-gun
1,333	33,890	144,226	1,775,344	1,424,239	Hamyang-gun
2,931	65,133	272,901	4,506,522	3,767,497	Geochang-gun
1,111	26,886	118,319	1,372,722	1,099,794	Hapcheon-gun

Note : Based on the Treatments (excluding pharmacy from Medical Service Use, including pharmacy in Treatment Days/Medical Expense /Benefit Amount) including Medical aid

제 4-1 표  
Table 4-1

시·군·구별 연령별  
Medical Treatment Activities by

구 분	10 ~ 19세				
	진료실인원수 Patients	입내원일수 Visit	요양급여일수 Reimbursed Days	진료비 Medical Expense	급여비 Benefit
부 산	253,971	3,590,928	16,668,914	226,245,993	166,893,009
중 구	1,580	21,501	97,356	1,943,793	1,562,912
서 구	6,759	94,867	438,675	6,069,899	4,502,216
동 구	4,460	63,064	296,842	4,285,127	3,227,935
영 도 구	6,394	95,683	434,081	6,319,876	4,783,315
부 산 진 구	22,924	325,653	1,511,715	20,679,675	15,259,923
동 래 구	24,597	349,137	1,604,002	21,756,044	15,965,604
남 구	21,222	300,212	1,441,624	19,408,200	14,115,961
북 구	20,547	268,540	1,243,524	16,577,765	12,140,815
해 운 대 구	34,254	502,214	2,339,953	30,769,975	22,647,591
사 하 구	22,727	320,901	1,460,076	20,808,490	15,536,682
금 정 구	15,458	216,479	1,019,984	12,656,781	9,295,570
강 서 구	14,707	213,488	969,906	13,610,801	9,887,793
연 제 구	15,559	224,683	1,032,902	13,986,638	10,249,877
수 영 구	10,864	150,410	717,589	9,751,986	7,218,714
사 상 구	13,359	185,814	870,862	11,812,519	8,749,625
기 장 군	18,560	258,282	1,189,823	15,808,426	11,748,477
대 구	208,038	2,821,976	13,275,209	174,387,472	127,659,458
중 구	5,993	76,556	378,165	4,905,618	3,554,545
동 구	25,259	352,264	1,637,508	21,537,749	15,967,406
서 구	9,280	124,623	589,354	7,428,102	5,535,531
남 구	7,989	111,514	558,829	7,607,300	5,886,537
북 구	38,086	487,088	2,299,968	29,772,709	21,767,202
수 성 구	45,870	642,118	3,075,837	40,676,736	29,725,152
달 서 구	49,190	678,953	3,118,565	41,553,453	30,106,270
달 성 군	25,534	339,619	1,569,704	20,338,942	14,696,079
군 위 군	837	9,241	47,279	566,864	420,736
울 산	106,809	1,383,178	6,193,332	86,010,582	63,068,531
중 구	18,552	234,285	1,070,821	14,545,470	10,576,187
남 구	27,379	351,119	1,581,262	21,852,679	15,815,241
동 구	15,785	210,209	913,644	11,766,984	8,611,907
북 구	24,227	319,310	1,417,893	20,292,030	14,909,482
울 주 군	20,866	268,255	1,209,712	17,553,420	13,155,714
경 북	209,669	2,474,361	11,930,126	160,769,268	118,177,418
포 향 시 남 구	20,059	248,557	1,167,326	16,102,459	11,877,713
포 향 시 북 구	24,136	287,347	1,335,265	19,598,404	14,579,483
경 주 시	19,180	232,251	1,080,906	14,943,772	10,985,359
김 천 시	11,696	132,354	676,167	8,928,139	6,484,507
안 동 시	12,327	133,764	674,000	8,987,661	6,565,298

주 : 진료일 기준(의료이용은 약국제외, 요양급여일수, 진료비와 급여비는 약국포함)이며, 의료급여 포함



# 진료실적 현황 (계) <계속> Age and District (Total) <Cont'd>

(단위 : 명, 일, 천원)  
Unit : Person, Day, 1,000Won

20 ~ 29세					Division
진료실인원수 Patients	입내원일수 Visit	요양급여일수 Reimbursed Days	진료비 Medical Expense	급여비 Benefit	
<b>358,540</b>	<b>4,050,683</b>	<b>22,951,307</b>	<b>320,879,601</b>	<b>233,925,391</b>	<b>Busan</b>
5,158	55,053	314,367	4,362,999	3,156,914	Jung-gu
11,650	131,407	752,613	10,676,997	7,788,131	Seo-gu
8,777	101,970	581,388	8,220,669	5,944,149	Dong-gu
9,182	108,478	605,213	9,646,385	7,304,808	Yeongdo-gu
46,518	534,151	2,964,195	43,415,196	31,544,329	Busanjin-gu
26,652	306,285	1,778,309	23,108,235	16,608,032	Dongnae-gu
31,394	345,035	1,950,337	26,540,966	19,187,975	Nam-gu
27,975	310,525	1,764,012	24,355,471	17,668,686	Buk-gu
38,011	436,828	2,549,358	34,235,209	25,046,116	Haeundae-gu
31,852	353,194	1,983,456	28,740,301	21,063,753	Saha-gu
27,661	312,072	1,757,615	23,572,847	17,268,512	Geumjeong-gu
11,713	125,432	698,226	10,248,694	7,408,934	Gangseo-gu
21,518	253,114	1,415,007	19,744,064	14,365,551	Yeonje-gu
20,880	244,442	1,343,455	18,919,517	13,748,193	Suyeong-gu
24,095	265,569	1,500,650	21,775,093	16,084,473	Sasang-gu
15,504	167,128	993,106	13,316,958	9,736,836	Gijang-gun
<b>267,147</b>	<b>2,839,312</b>	<b>16,653,043</b>	<b>225,587,671</b>	<b>164,790,598</b>	<b>Daegu</b>
11,908	124,462	730,737	9,975,741	7,162,741	Jung-gu
34,907	378,131	2,198,129	30,444,512	22,500,038	Dong-gu
16,029	176,960	1,022,088	14,064,349	10,378,066	Seo-gu
17,039	182,942	1,117,403	14,868,151	10,880,980	Nam-gu
53,470	547,807	3,230,926	43,123,700	31,456,279	Buk-gu
44,108	492,375	2,919,119	37,490,827	27,320,334	Suseong-gu
63,840	670,860	3,876,083	53,997,373	39,306,409	Dalseo-gu
24,763	255,120	1,493,705	20,802,373	15,182,082	Dalseong-gun
1,083	10,655	64,853	820,645	603,669	Gunwi-gun
<b>116,062</b>	<b>1,217,744</b>	<b>6,735,973</b>	<b>99,983,718</b>	<b>72,771,749</b>	<b>Ulsan</b>
20,250	210,166	1,180,607	18,485,621	13,570,109	Jung-gu
36,165	379,901	2,073,318	31,064,699	22,556,428	Nam-gu
14,952	162,731	905,098	12,620,337	9,106,797	Dong-gu
22,110	233,481	1,269,849	18,678,574	13,521,988	Buk-gu
22,585	231,465	1,307,101	19,134,487	14,016,427	Ulju-gun
<b>237,253</b>	<b>2,349,243</b>	<b>13,764,391</b>	<b>195,595,146</b>	<b>143,515,933</b>	<b>Gyeongbuk</b>
22,356	215,797	1,234,862	18,018,946	13,066,581	Nam-gu
24,429	244,428	1,410,169	20,433,176	14,844,865	Buk-gu
22,728	227,802	1,331,046	19,137,969	14,076,581	Gyeongju-si
11,991	119,604	733,510	10,353,030	7,587,025	Gimcheon-si
13,804	137,095	803,685	11,571,293	8,532,221	Andong-si

Note : Based on the Treatments (excluding pharmacy from Medical Service Use, including pharmacy in Treatment Days/Medical Expense /Benefit Amount) including Medical aid

제 4-1 표  
Table 4-1

시·군·구별 연령별  
Medical Treatment Activities by

구 분	10 ~ 19세				
	진료실인원수 Patients	입내원일수 Visit	요양급여일수 Reimbursed Days	진료비 Medical Expense	급여비 Benefit
구 미 시	42,498	502,695	2,403,177	31,208,998	22,605,921
영 주 시	8,367	95,467	493,078	7,233,532	5,458,089
영 천 시	6,050	72,796	350,401	4,261,203	3,154,376
상 주 시	6,880	75,103	376,184	5,716,384	4,390,840
문 경 시	4,939	60,937	279,821	3,719,720	2,713,122
경 산 시	22,133	296,737	1,411,028	19,065,142	14,141,756
의 성 군	1,950	19,955	101,127	1,511,483	1,150,553
청 송 군	982	10,204	50,792	686,163	502,487
영 양 군	790	6,577	37,362	556,634	413,585
영 덕 군	1,748	18,683	102,112	1,154,372	850,452
청 도 군	2,010	23,271	111,075	1,502,140	1,086,509
고 령 군	1,711	19,631	94,221	1,289,151	933,520
성 주 군	2,016	22,949	108,048	1,291,411	908,357
칠 곡 군	10,582	121,266	585,994	7,124,190	5,193,844
예 천 군	4,498	45,582	223,122	2,844,920	2,005,384
봉 화 군	1,595	14,836	85,507	1,039,318	750,372
울 진 군	3,106	29,478	161,511	1,742,370	1,243,123
울 립 군	416	3,921	21,902	261,702	182,770
<b>경 남</b>	<b>306,431</b>	<b>3,938,057</b>	<b>17,633,865</b>	<b>252,331,786</b>	<b>185,931,699</b>
창 원 시 의 창 구	18,742	235,544	1,018,174	14,889,789	11,000,561
창 원 시 성 산 구	23,760	309,033	1,346,326	19,003,299	13,672,387
창원시 마산합포구	14,247	183,600	804,738	12,040,073	8,741,386
창원시 마산회원구	16,380	213,261	986,398	13,194,811	9,585,362
창 원 시 진 해 구	21,011	273,699	1,242,719	17,559,701	12,870,258
진 주 시	32,561	375,704	1,848,492	25,035,139	18,371,515
통 영 시	11,987	155,340	671,124	9,656,393	7,279,688
사 천 시	9,677	119,675	545,893	8,071,151	6,041,209
김 해 시	58,251	792,824	3,442,982	49,384,385	36,284,297
밀 양 시	6,949	87,818	376,448	6,045,489	4,570,607
거 제 시	27,546	356,003	1,547,460	24,037,457	17,730,020
양 산 시	34,853	480,882	2,153,653	28,931,134	21,381,189
의 령 군	1,255	13,276	71,133	954,613	712,715
함 안 군	5,367	64,315	294,189	4,123,793	3,005,340
창 녕 군	3,659	41,880	202,337	2,801,191	2,085,299
고 성 군	3,788	49,068	219,849	3,607,712	2,754,008
남 해 군	2,448	30,843	141,396	2,105,043	1,614,008
하 동 군	2,229	24,409	118,733	1,940,098	1,493,331
산 청 군	1,778	19,490	97,354	1,252,291	930,623
함 양 군	2,533	28,935	137,277	2,075,710	1,597,026
거 창 군	5,418	61,343	269,045	4,020,084	2,988,830
합 천 군	1,992	21,115	98,145	1,602,429	1,222,039

주 : 진료일 기준(의료이용은 약국제외, 요양급여일수, 진료비와 급여비는 약국포함)이며, 의료급여 포함

# 진료실적 현황 (계) <계속> Age and District (Total) <Cont'd>

(단위 : 명, 일, 천원)  
Unit : Person, Day, 1,000Won

20 ~ 29세						Division
진료실인원수 Patients	입내원일수 Visit	요양급여일수 Reimbursed Days	진료비 Medical Expense	급여비 Benefit		
46,051	451,681	2,629,453	38,753,095	28,608,269		Gumi-si
8,340	83,896	519,413	7,056,823	5,229,353		Yeongju-si
8,014	82,752	478,281	6,805,803	5,006,073		Yeongcheon-si
6,396	63,091	372,731	4,977,965	3,637,239		Sangju-si
5,079	53,781	299,761	4,140,325	3,034,200		Mungyeong-si
35,473	358,747	2,035,976	28,432,079	20,852,007		Gyeongsan-si
2,333	22,224	142,377	1,891,905	1,389,306		Uiseong-gun
1,257	11,905	81,199	1,129,601	856,697		Cheongsong-gun
770	7,549	46,434	643,552	464,963		Yeongyang-gun
1,857	18,122	122,365	1,473,529	1,064,969		Yeongdeok-gun
2,274	24,122	141,991	1,979,608	1,457,647		Cheongdo-gun
2,223	20,134	130,846	1,689,943	1,220,408		Goryeong-gun
2,703	27,396	157,348	2,364,222	1,742,817		Seongju-gun
9,951	94,638	579,832	7,804,965	5,778,274		Chilgok-gun
3,485	33,611	193,673	2,716,849	1,965,541		Yecheon-gun
1,431	13,814	85,293	1,225,278	935,111		Bonghwa-gun
3,596	31,603	199,713	2,547,530	1,849,925		Uljin-gun
712	5,451	34,433	447,662	315,862		Ulleung-gun
<b>308,572</b>	<b>3,204,298</b>	<b>18,070,278</b>	<b>271,651,147</b>	<b>198,645,623</b>		<b>Gyeongnam</b>
23,040	234,847	1,325,274	19,586,933	14,243,679		Uichang-gu
30,272	322,875	1,778,420	28,078,525	20,433,185		Seongsan-gu
16,093	175,223	950,392	14,658,832	10,739,107		Masanhappo-gu
16,940	173,868	1,001,675	15,146,197	11,077,216		Masanhoewon-gu
18,082	189,529	1,071,789	16,336,319	11,877,390		Jinhae-gu
38,307	378,463	2,241,576	31,172,996	22,543,238		Jinju-si
8,832	94,891	531,309	7,937,424	5,889,770		Tongyeong-si
9,235	91,926	511,626	9,263,073	7,011,267		Sacheon-si
58,376	613,564	3,373,144	50,269,477	36,535,875		Gimhae-si
7,799	77,982	426,183	7,145,488	5,320,695		Miryang-si
19,354	199,473	1,135,730	17,655,782	12,973,938		Geoje-si
33,337	364,045	2,064,692	28,978,441	21,148,812		Yangsang-si
1,445	14,190	84,786	1,094,139	787,902		Uiryeong-gun
4,696	45,365	265,912	3,997,898	2,923,270		Haman-gun
3,692	37,221	212,564	3,000,874	2,182,101		Changnyeong-gun
3,219	31,992	181,525	2,820,151	2,067,019		Goseong-gun
2,430	24,359	145,143	2,546,509	1,947,063		Namhae-gun
2,276	20,911	118,156	2,187,029	1,707,887		Hadong-gun
1,882	18,497	107,819	1,531,882	1,122,050		Sancheong-gun
2,245	23,617	139,250	1,919,045	1,386,900		Hamyang-gun
4,788	48,447	272,621	4,374,350	3,271,365		Geochang-gun
2,232	23,013	130,692	1,949,785	1,455,891		Hapcheon-gun

Note : Based on the Treatments (excluding pharmacy from Medical Service Use, including pharmacy in Treatment Days/Medical Expense /Benefit Amount) including Medical aid

제 4-1 표  
Table 4-1

시·군·구별 연령별  
Medical Treatment Activities by

구 분	30 ~ 39세				
	진료실인원수 Patients	입내원일수 Visit	요양급여일수 Reimbursed Days	진료비 Medical Expense	급여비 Benefit
부 산	371,919	5,457,166	36,496,054	491,660,824	363,321,486
중 구	4,173	55,456	388,061	5,470,743	4,115,152
서 구	9,814	146,377	988,769	13,370,553	9,904,308
동 구	10,467	153,723	999,684	14,255,612	10,563,107
영 도 구	9,308	144,082	988,292	12,984,647	9,805,981
부 산 진 구	47,012	685,892	4,503,489	62,297,895	45,814,282
동 래 구	29,557	441,166	2,953,127	39,768,627	29,269,561
남 구	25,163	369,749	2,439,070	33,065,719	24,399,372
북 구	30,369	444,919	2,973,579	41,320,138	30,852,641
해 운 대 구	39,087	599,841	4,019,789	52,644,663	38,693,503
사 하 구	31,208	456,588	3,155,863	41,137,588	30,388,703
금 정 구	20,650	304,556	2,029,420	26,459,044	19,710,801
강 서 구	24,248	338,603	2,235,887	31,004,011	22,704,377
연 제 구	24,519	362,935	2,413,466	31,985,630	23,436,977
수 영 구	21,964	323,310	2,079,909	28,443,190	20,899,290
사 상 구	22,938	320,854	2,213,288	29,046,724	21,691,234
기 장 군	21,442	309,115	2,114,361	28,406,041	21,072,197
대 구	267,040	3,728,460	25,327,662	341,036,650	253,927,841
중 구	13,831	185,202	1,246,200	17,240,433	12,607,144
동 구	41,290	590,116	3,904,167	53,190,584	39,728,313
서 구	17,193	243,208	1,673,749	22,625,324	17,172,718
남 구	15,082	208,073	1,499,487	19,692,043	14,832,433
북 구	46,094	629,818	4,291,408	57,320,333	42,586,131
수 성 구	37,870	544,229	3,674,438	48,522,883	36,005,461
달 서 구	57,647	805,033	5,458,022	73,581,762	54,692,537
달 성 군	36,803	506,260	3,456,019	47,311,339	35,160,176
군 위 군	1,230	16,521	124,172	1,551,949	1,142,928
울 산	133,912	1,865,209	11,967,685	166,319,453	122,488,979
중 구	23,175	318,903	2,084,344	29,415,089	21,634,745
남 구	38,659	531,899	3,387,133	48,484,139	35,698,280
동 구	19,239	267,452	1,729,252	21,913,142	16,140,036
북 구	29,212	410,690	2,593,945	35,592,358	25,933,829
울 주 군	23,627	336,265	2,173,011	30,914,726	23,082,089
경 북	251,895	3,387,762	23,949,074	315,614,947	236,121,974
포 향 시 남 구	23,309	306,352	2,178,441	28,504,835	20,909,995
포 향 시 북 구	28,072	379,459	2,619,125	35,752,067	26,370,060
경 주 시	23,967	311,444	2,202,518	27,799,063	20,564,935
김 천 시	13,226	179,077	1,265,955	17,779,217	13,380,290
안 동 시	13,157	173,526	1,226,916	16,499,402	12,573,327

주 : 진료일 기준(의료이용은 약국제외, 요양급여일수, 진료비와 급여비는 약국포함)이며, 의료급여 포함

# 진료실적 현황 (계) <계속> Age and District (Total) <Cont'd>

(단위 : 명, 일, 천원)  
Unit : Person, Day, 1,000Won

40 ~ 49세					Division
진료실인원수 Patients	입내원일수 Visit	요양급여일수 Reimbursed Days	진료비 Medical Expense	급여비 Benefit	
<b>452,685</b>	<b>7,891,514</b>	<b>75,748,373</b>	<b>776,217,714</b>	<b>583,640,456</b>	<b>Busan</b>
4,089	80,810	770,390	8,354,751	6,547,689	Jung-gu
12,438	231,235	2,217,666	23,050,856	17,450,635	Seo-gu
10,518	192,608	1,857,475	20,402,271	15,724,930	Dong-gu
12,573	244,382	2,372,945	24,996,565	19,465,535	Yeongdo-gu
45,864	798,221	7,688,843	80,534,545	60,676,354	Busanjin-gu
40,502	679,817	6,531,757	66,023,661	48,873,513	Dongnae-gu
35,121	607,730	5,855,377	58,152,097	43,082,221	Nam-gu
34,439	592,046	5,696,693	58,498,471	44,130,193	Buk-gu
55,561	978,177	9,322,465	94,134,683	70,602,954	Haeundae-gu
39,714	720,718	7,046,844	72,450,493	54,973,414	Saha-gu
26,147	471,465	4,315,207	43,668,785	32,880,685	Geumjeong-gu
28,117	428,330	4,197,066	41,387,296	30,203,223	Gangseo-gu
28,693	498,875	4,767,180	47,493,173	35,216,660	Yeonje-gu
22,395	392,531	3,618,285	37,994,804	28,467,895	Suyeong-gu
24,746	445,077	4,286,277	44,948,903	34,549,092	Sasang-gu
31,768	529,492	5,203,903	54,126,360	40,795,464	Gijang-gun
<b>335,322</b>	<b>5,654,526</b>	<b>54,640,429</b>	<b>543,384,862</b>	<b>409,540,578</b>	<b>Daegu</b>
12,197	199,568	1,927,721	19,398,689	14,426,806	Jung-gu
46,626	791,398	7,664,524	75,050,715	56,946,574	Dong-gu
18,658	343,734	3,303,368	33,837,395	26,246,147	Seo-gu
16,425	306,089	2,969,077	31,135,100	24,144,726	Nam-gu
59,601	992,655	9,652,156	96,984,800	73,349,023	Buk-gu
61,780	1,031,850	9,784,774	95,532,918	71,213,370	Suseong-gu
74,455	1,257,002	12,175,669	121,056,255	90,884,534	Dalseo-gu
43,901	702,094	6,878,166	67,071,349	49,712,256	Dalseong-gun
1,679	30,136	284,974	3,317,641	2,617,143	Gunwi-gun
<b>170,388</b>	<b>2,770,332</b>	<b>26,105,453</b>	<b>263,528,984</b>	<b>195,125,403</b>	<b>Ulsan</b>
29,654	475,959	4,555,626	46,727,126	34,655,073	Jung-gu
44,217	709,099	6,695,250	68,763,574	50,876,308	Nam-gu
26,182	450,282	4,032,087	39,466,758	29,498,339	Dong-gu
37,736	597,401	5,701,383	56,842,365	41,620,043	Buk-gu
32,599	537,591	5,121,107	51,729,162	38,475,640	Ulju-gun
<b>337,014</b>	<b>5,388,708</b>	<b>54,053,998</b>	<b>524,581,075</b>	<b>395,385,743</b>	<b>Gyeongbuk</b>
32,194	497,897	5,065,667	50,875,478	38,123,291	Nam-gu
37,472	587,137	5,852,678	60,111,839	44,750,967	Buk-gu
32,295	513,023	5,158,894	50,259,454	37,865,954	Gyeongju-si
17,260	270,401	2,800,190	26,830,090	20,175,950	Gimcheon-si
18,847	304,833	2,928,378	29,036,222	22,380,618	Andong-si

Note : Based on the Treatments (excluding pharmacy from Medical Service Use, including pharmacy in Treatment Days/Medical Expense /Benefit Amount) including Medical aid

제 4-1 표  
Table 4-1

시·군·구별 연령별  
Medical Treatment Activities by

구 분	30 ~ 39세				
	진료실인원수 Patients	입내원일수 Visit	요양급여일수 Reimbursed Days	진료비 Medical Expense	급여비 Benefit
구 미 시	55,973	742,610	5,288,649	68,215,142	50,653,289
영 주 시	7,222	99,293	708,788	9,001,988	6,816,765
영 천 시	8,824	124,532	848,428	11,833,399	8,986,386
상 주 시	6,154	89,689	644,005	10,507,660	8,281,814
문 경 시	4,708	66,107	456,278	6,060,992	4,613,375
경 산 시	30,456	426,543	2,939,248	37,786,618	28,313,401
의 성 군	2,688	38,146	275,545	3,730,725	2,847,249
청 송 군	1,395	18,716	136,534	1,862,686	1,439,347
영 양 군	812	8,274	74,977	790,943	581,389
영 덕 군	1,912	25,547	211,660	2,382,767	1,769,795
청 도 군	2,241	36,226	222,207	3,360,397	2,588,082
고 령 군	2,123	26,260	191,489	2,443,990	1,848,071
성 주 군	3,201	45,204	300,471	4,095,564	3,113,179
칠 곡 군	11,845	152,991	1,148,550	13,451,911	9,992,733
예 천 군	4,818	63,624	452,391	6,134,075	4,695,800
봉 화 군	1,338	18,871	141,250	1,987,865	1,526,266
울 진 군	3,705	47,128	347,574	4,716,849	3,571,535
울 림 군	749	8,143	68,075	916,789	684,890
<b>경 남</b>	<b>344,823</b>	<b>4,779,677</b>	<b>31,900,773</b>	<b>438,636,351</b>	<b>324,053,911</b>
창 원 시 의 창 구	25,422	354,148	2,365,528	32,893,554	24,291,519
창 원 시 성 산 구	33,223	461,503	2,978,375	42,306,582	30,743,254
창원시 마산합포구	18,543	263,251	1,710,769	25,102,243	18,629,742
창원시 마산회원구	17,331	240,515	1,651,284	22,595,657	16,771,725
창 원 시 진 해 구	21,899	299,323	2,041,484	27,425,403	20,148,677
진 주 시	37,549	507,395	3,370,095	46,727,188	34,441,291
통 영 시	10,136	144,244	976,522	13,610,166	10,268,802
사 천 시	10,385	139,849	918,116	12,469,926	9,308,438
김 해 시	64,634	889,918	5,888,723	81,851,358	60,034,395
밀 양 시	7,860	104,999	700,800	10,191,245	7,772,756
거 제 시	26,556	358,713	2,424,114	32,025,347	23,619,996
양 산 시	43,208	626,528	4,159,084	55,602,366	41,118,012
의 령 군	1,540	22,203	155,125	1,898,694	1,412,696
함 안 군	4,953	64,243	437,081	5,859,383	4,331,501
창 녕 군	4,319	58,379	404,422	5,226,474	3,938,519
고 성 군	3,005	43,173	298,899	4,045,928	3,022,742
남 해 군	2,045	31,191	206,650	2,794,960	2,108,358
하 동 군	2,120	32,238	216,375	2,973,835	2,237,205
산 청 군	1,755	23,016	172,354	2,136,847	1,592,530
함 양 군	2,060	29,995	204,089	2,761,396	2,064,057
거 창 군	4,264	55,405	404,393	5,171,381	3,870,107
합 천 군	2,016	29,448	216,491	2,966,419	2,327,589

주 : 진료일 기준(의료이용은 약국제외, 요양급여일수, 진료비와 급여비는 약국포함)이며, 의료급여 포함

# 진료실적 현황 (계) <계속> Age and District (Total) <Cont'd>

(단위 : 명, 일, 천원)  
Unit : Person, Day, 1,000Won

40 ~ 49세					Division
진료실인원수 Patients	입내원일수 Visit	요양급여일수 Reimbursed Days	진료비 Medical Expense	급여비 Benefit	
67,442	1,013,654	10,545,835	96,732,239	71,741,568	Gumi-si
11,480	195,200	1,906,106	18,030,821	13,818,090	Yeongju-si
11,010	196,582	1,827,459	18,750,186	14,412,086	Yeongcheon-si
9,597	167,153	1,651,932	15,785,980	12,090,954	Sangju-si
7,256	118,700	1,150,179	10,302,792	7,735,561	Mungyeong-si
37,404	637,091	6,127,467	60,068,784	45,252,159	Gyeongsan-si
3,789	68,324	654,492	6,946,178	5,457,534	Uiseong-gun
1,905	29,971	319,693	3,053,331	2,335,827	Cheongsong-gun
1,270	17,599	188,554	1,906,788	1,480,398	Yeongyang-gun
3,038	54,251	561,737	5,679,015	4,384,148	Yeongdeok-gun
3,615	72,972	642,818	6,636,051	5,148,621	Cheongdo-gun
3,165	51,658	546,823	5,184,782	3,918,684	Goryeong-gun
3,942	69,555	671,644	6,892,685	5,315,987	Seongju-gun
18,561	291,571	3,048,742	28,355,872	21,398,911	Chilgok-gun
6,675	98,823	965,148	9,402,371	7,067,400	Yecheon-gun
2,444	39,110	391,881	4,221,235	3,291,705	Bonghwa-gun
5,236	78,943	862,471	7,961,495	6,095,438	Uljin-gun
1,117	14,260	185,210	1,557,386	1,143,893	Ulleung-gun
<b>479,437</b>	<b>7,815,209</b>	<b>73,454,699</b>	<b>770,120,422</b>	<b>574,628,268</b>	<b>Gyeongnam</b>
30,741	496,441	4,630,738	47,934,260	35,663,501	Uichang-gu
35,866	560,462	5,229,463	53,632,277	38,979,258	Seongsan-gu
24,899	404,945	3,676,056	41,511,822	31,308,753	Masanhappo-gu
25,601	420,933	3,989,452	42,675,156	32,261,272	Masanhoewon-gu
33,489	519,897	5,076,760	50,838,818	37,415,429	Jinhae-gu
47,375	730,434	6,933,971	70,194,969	52,150,778	Jinju-si
18,292	302,320	2,756,060	28,866,408	21,791,481	Tongyeong-si
15,768	268,700	2,409,463	26,063,901	19,630,693	Sacheon-si
88,588	1,455,392	13,664,583	146,983,553	108,902,425	Gimhae-si
11,139	187,045	1,772,385	19,372,038	14,821,832	Miryang-si
44,343	670,245	6,530,413	64,462,931	47,354,648	Geoje-si
58,655	991,527	9,431,548	98,335,707	73,501,186	Yangsang-si
2,232	48,288	393,437	4,492,649	3,501,858	Uiryeong-gun
7,807	125,816	1,202,136	13,051,966	9,896,476	Haman-gun
5,988	111,869	1,023,544	11,129,719	8,493,065	Changnyeong-gun
5,357	96,338	890,176	9,833,029	7,517,290	Goseong-gun
3,632	65,611	598,479	6,584,627	5,115,267	Namhae-gun
3,557	66,959	584,519	6,078,710	4,688,676	Hadong-gun
2,741	47,828	424,426	4,783,815	3,685,690	Sancheong-gun
3,456	64,008	573,155	5,896,298	4,545,812	Hamyang-gun
6,625	118,073	1,073,472	11,081,782	8,494,506	Geochang-gun
3,286	62,078	590,463	6,315,986	4,908,370	Hapcheon-gun

Note : Based on the Treatments (excluding pharmacy from Medical Service Use, including pharmacy in Treatment Days/Medical Expense /Benefit Amount) including Medical aid

제 4-1 표  
Table 4-1

시·군·구별 연령별  
Medical Treatment Activities by

구 분	50 ~ 59세				
	진료실인원수 Patients	입내원일수 Visit	요양급여일수 Reimbursed Days	진료비 Medical Expense	급여비 Benefit
부 산	514,847	12,360,517	144,745,731	1,294,857,464	1,002,712,427
중 구	5,927	156,977	1,755,365	17,161,525	13,753,910
서 구	15,809	411,879	4,613,117	43,401,473	33,861,067
동 구	13,324	338,869	3,848,150	36,545,705	29,027,029
영 도 구	16,706	463,518	5,167,651	50,142,891	40,251,626
부 산 진 구	53,057	1,279,316	14,953,721	137,241,972	106,532,632
동 래 구	41,882	959,989	11,425,990	95,272,535	71,985,794
남 구	39,335	935,717	10,878,924	96,542,753	73,888,667
북 구	46,755	1,123,952	13,312,482	117,782,725	91,248,854
해 운 대 구	64,425	1,480,137	17,886,170	152,748,626	117,279,782
사 하 구	48,918	1,232,532	14,334,133	132,595,584	103,773,797
금 정 구	34,275	837,168	9,470,250	82,068,821	63,653,279
강 서 구	17,010	347,261	4,394,028	36,920,711	27,385,076
연 제 구	31,768	743,998	8,740,640	76,449,328	58,677,571
수 영 구	25,248	587,642	6,820,424	60,577,149	46,574,162
사 상 구	34,677	892,423	10,224,518	97,557,339	76,816,157
기 장 군	25,731	569,139	6,920,168	61,848,329	48,003,023
대 구	402,085	9,276,052	110,410,052	939,792,128	726,427,044
중 구	12,135	262,313	3,214,751	27,598,315	21,193,052
동 구	54,222	1,276,405	15,245,688	130,237,182	101,768,739
서 구	28,753	758,003	8,506,691	80,091,121	64,165,041
남 구	21,895	546,014	6,367,795	56,183,254	44,633,554
북 구	74,106	1,648,121	20,091,786	166,274,827	127,164,844
수 성 구	71,759	1,579,766	19,066,639	153,461,775	117,069,603
달 서 구	94,708	2,210,681	25,879,099	222,764,680	171,657,722
달 성 군	40,730	915,192	10,998,482	94,433,822	72,041,638
군 위 군	3,777	79,557	1,039,121	8,747,152	6,732,853
울 산	199,261	4,286,213	51,930,872	445,261,505	336,814,425
중 구	37,417	798,565	9,855,004	85,510,911	65,041,286
남 구	57,132	1,195,589	14,690,653	127,858,613	96,694,656
동 구	23,909	564,525	6,532,077	52,865,608	40,267,540
북 구	37,759	797,330	9,839,014	81,195,943	60,532,027
울 주 군	43,044	930,204	11,014,124	97,830,430	74,278,918
경 북	425,523	9,209,743	113,617,895	961,416,177	741,887,660
포 항 시 남 구	38,078	792,602	10,024,681	86,220,396	65,998,864
포 항 시 북 구	45,003	940,759	11,776,209	99,661,893	75,940,622
경 주 시	44,786	950,282	11,773,381	98,467,322	75,393,727
김 천 시	21,805	471,401	6,007,951	51,559,512	39,930,324
안 동 시	24,239	526,844	6,316,280	53,467,845	42,158,086

주 : 진료일 기준(의료이용은 약국제외, 요양급여일수, 진료비와 급여비는 약국포함)이며, 의료급여 포함



# 진료실적 현황 (계) <계속> Age and District (Total) <Cont'd>

(단위 : 명, 일, 천원)  
Unit : Person, Day, 1,000Won

60 ~ 69세					Division
진료실인원수 Patients	입내원일수 Visit	요양급여일수 Reimbursed Days	진료비 Medical Expense	급여비 Benefit	
<b>550,949</b>	<b>19,561,769</b>	<b>245,089,465</b>	<b>2,219,439,741</b>	<b>1,741,352,784</b>	<b>Busan</b>
7,566	291,107	3,396,429	33,658,403	27,252,028	Jung-gu
19,013	733,027	8,603,000	84,184,987	66,990,665	Seo-gu
15,822	595,130	7,279,558	67,881,856	54,481,034	Dong-gu
21,627	879,896	10,321,692	103,736,387	83,655,896	Yeongdo-gu
57,784	2,072,246	26,009,132	236,990,822	184,988,010	Busanjin-gu
42,194	1,461,316	18,373,857	161,388,093	124,751,008	Dongnae-gu
40,313	1,434,894	17,854,062	159,566,092	123,840,390	Nam-gu
50,632	1,754,278	22,430,776	198,513,509	156,111,709	Buk-gu
60,729	2,042,228	26,568,487	229,701,104	179,365,231	Haeundae-gu
54,096	2,015,416	24,745,678	231,507,700	183,143,400	Saha-gu
38,905	1,374,199	16,953,011	147,280,539	115,486,899	Geumjeong-gu
17,588	544,586	7,354,022	67,296,824	51,368,274	Gangseo-gu
33,176	1,162,125	14,608,257	127,831,271	99,599,990	Yeonje-gu
28,354	985,917	12,309,021	109,043,110	84,639,728	Suyeong-gu
39,629	1,425,979	18,013,426	166,893,132	131,519,265	Sasang-gu
23,521	789,425	10,269,057	93,965,912	74,159,257	Gijang-gun
<b>360,131</b>	<b>12,132,482</b>	<b>158,363,667</b>	<b>1,346,182,116</b>	<b>1,056,544,835</b>	<b>Daegu</b>
10,811	345,078	4,649,131	39,167,813	30,686,751	Jung-gu
54,631	1,838,258	24,498,438	202,815,754	159,273,292	Dong-gu
32,386	1,207,289	14,718,140	133,914,804	106,948,836	Seo-gu
23,716	842,273	10,743,425	95,489,038	76,601,162	Nam-gu
60,281	2,015,193	26,222,174	224,268,987	175,076,918	Buk-gu
55,659	1,800,428	23,691,241	192,977,779	150,716,008	Suseong-gu
81,164	2,733,002	35,863,635	303,300,850	237,760,725	Dalseo-gu
35,526	1,172,809	15,423,542	133,106,707	103,284,606	Dalseong-gun
5,957	178,152	2,553,941	21,140,383	16,196,538	Gunwi-gun
<b>167,965</b>	<b>5,248,564</b>	<b>68,459,365</b>	<b>602,839,608</b>	<b>465,428,399</b>	<b>Ulsan</b>
34,708	1,075,077	14,251,143	126,044,577	97,705,643	Jung-gu
46,464	1,413,431	18,522,080	164,488,587	127,122,133	Nam-gu
24,762	869,565	10,902,885	89,749,718	69,056,907	Dong-gu
26,214	769,330	10,471,079	91,007,902	69,550,877	Buk-gu
35,817	1,121,161	14,312,178	131,548,824	101,992,840	Ulju-gun
<b>442,857</b>	<b>13,733,422</b>	<b>188,131,827</b>	<b>1,602,778,853</b>	<b>1,245,062,351</b>	<b>Gyeongbuk</b>
38,820	1,195,992	16,592,446	143,139,730	111,169,637	Nam-gu
46,103	1,439,018	19,512,309	172,105,248	134,072,928	Buk-gu
45,688	1,414,934	19,008,695	161,244,071	125,321,074	Gyeongju-si
24,042	723,421	10,508,018	88,518,275	68,588,036	Gimcheon-si
26,733	825,847	11,033,243	96,494,990	75,835,050	Andong-si

Note : Based on the Treatments (excluding pharmacy from Medical Service Use, including pharmacy in Treatment Days/Medical Expense /Benefit Amount) including Medical aid

제 4-1 표  
Table 4-1

시·군·구별 연령별  
Medical Treatment Activities by

구 분	50 ~ 59세				
	진료실인원수 Patients	입내원일수 Visit	요양급여일수 Reimbursed Days	진료비 Medical Expense	급여비 Benefit
구 미 시	68,348	1,373,057	18,177,229	141,839,811	107,676,735
영 주 시	16,270	363,567	4,305,751	36,928,747	28,832,010
영 천 시	16,986	416,838	4,641,275	42,604,356	33,654,741
상 주 시	14,754	332,327	4,094,477	35,313,271	27,527,705
문 경 시	10,709	233,070	2,779,180	24,793,936	19,349,636
경 산 시	44,655	1,011,049	12,126,656	101,125,015	77,759,347
의 성 군	7,381	180,652	2,129,685	18,982,438	14,950,774
청 송 군	3,851	74,637	993,723	8,488,913	6,603,931
영 양 군	2,464	46,378	615,957	5,411,310	4,236,286
영 덕 군	5,465	132,620	1,603,174	13,850,933	10,900,362
청 도 군	6,567	179,088	1,772,135	17,558,106	13,897,279
고 령 군	5,339	117,492	1,458,549	12,909,340	9,959,165
성 주 군	7,231	169,996	2,001,212	17,626,851	13,596,006
칠 곡 군	20,047	444,562	5,353,152	44,537,355	34,304,959
예 천 군	7,413	162,387	1,941,959	17,058,510	13,386,070
봉 화 군	4,647	98,219	1,181,755	10,511,274	8,251,417
울 진 군	7,744	161,921	2,068,929	18,678,255	14,716,484
울 립 군	1,741	29,995	474,595	3,820,787	2,863,129
<b>경 남</b>	<b>559,817</b>	<b>12,383,108</b>	<b>142,055,216</b>	<b>1,305,196,333</b>	<b>998,782,769</b>
창 원 시 의 창 구	38,573	829,244	9,630,872	86,735,776	65,894,450
창 원 시 성 산 구	47,824	979,619	11,475,898	99,235,176	73,475,637
창원시 마산합포구	27,248	635,447	6,887,902	68,382,180	53,235,611
창원시 마산회원구	30,890	690,909	7,790,380	73,672,638	56,905,842
창 원 시 진 해 구	29,630	621,538	7,332,678	66,593,562	50,695,361
진 주 시	55,182	1,167,923	13,512,830	123,663,979	95,147,804
통 영 시	20,916	503,813	5,386,650	51,808,388	40,466,437
사 천 시	18,195	426,074	4,667,480	45,035,353	34,977,809
김 해 시	99,511	2,196,105	25,376,609	235,232,362	178,108,425
밀 양 시	16,664	380,086	4,291,528	41,540,032	32,508,586
거 제 시	41,624	858,329	10,255,299	90,481,913	68,363,157
양 산 시	59,111	1,356,072	15,764,849	142,092,132	108,676,840
의 령 군	4,157	112,722	1,128,012	11,074,114	8,770,912
함 안 군	10,455	230,624	2,712,687	24,541,527	18,884,352
창 녕 군	9,654	232,290	2,707,571	24,884,337	19,372,279
고 성 군	8,436	192,171	2,212,713	20,475,952	15,814,769
남 해 군	6,351	149,541	1,687,665	16,035,899	12,435,805
하 동 군	7,120	160,969	1,770,694	16,139,464	12,598,149
산 청 군	5,790	131,260	1,427,609	13,054,562	10,030,303
함 양 군	6,169	144,667	1,607,016	14,162,908	10,913,402
거 창 군	9,818	219,538	2,611,807	23,098,832	17,945,854
합 천 군	6,499	164,167	1,816,467	17,255,246	13,560,987

주 : 진료일 기준(의료이용은 약국제외, 요양급여일수, 진료비와 급여비는 약국포함)이며, 의료급여 포함

# 진료실적 현황 (계) <계속> Age and District (Total) <Cont'd>

(단위 : 명, 일, 천원)  
Unit : Person, Day, 1,000Won

60 ~ 69세					Division
진료실인원수 Patients	입내원일수 Visit	요양급여일수 Reimbursed Days	진료비 Medical Expense	급여비 Benefit	
48,368	1,421,330	20,702,102	162,895,102	125,531,223	Gumi-si
18,947	593,593	7,771,167	66,874,784	52,115,059	Yeongju-si
20,305	699,222	8,807,005	77,717,093	61,098,717	Yeongcheon-si
19,469	592,795	8,454,213	71,760,455	55,434,420	Sangju-si
14,123	432,201	5,911,823	49,565,736	38,307,732	Mungyeong-si
39,598	1,283,952	17,022,746	141,960,556	109,936,635	Gyeongsan-si
12,291	384,207	5,308,458	46,583,768	36,108,956	Uiseong-gun
5,795	159,154	2,427,027	20,635,717	15,973,518	Cheongsong-gun
3,616	88,287	1,453,997	11,335,527	8,672,823	Yeongyang-gun
7,490	250,870	3,443,869	29,765,942	23,293,295	Yeongdeok-gun
10,079	344,930	4,272,931	39,408,707	30,808,373	Cheongdo-gun
6,914	213,582	3,021,599	25,655,482	19,850,359	Goryeong-gun
10,278	336,920	4,424,742	39,105,251	30,203,433	Seongju-gun
16,134	535,234	7,009,013	60,625,795	47,191,516	Chilgok-gun
9,909	305,472	4,022,471	35,933,168	27,973,790	Yecheon-gun
7,236	189,826	2,857,974	24,148,095	18,653,882	Bonghwa-gun
8,983	256,871	3,761,677	31,137,403	24,270,985	Uljin-gun
1,936	45,764	804,302	6,167,959	4,650,909	Ulleung-gun
<b>522,432</b>	<b>16,938,637</b>	<b>212,312,709</b>	<b>1,975,029,801</b>	<b>1,533,978,321</b>	<b>Gyeongnam</b>
34,649	1,095,469	13,829,937	127,418,224	99,003,452	Uichang-gu
35,820	1,021,522	13,546,745	116,832,703	87,888,669	Seongsan-gu
31,584	1,087,768	12,833,651	127,429,518	100,316,360	Masanhappo-gu
31,437	1,050,160	13,048,719	121,234,054	94,932,863	Masanhoewon-gu
25,959	815,602	10,397,716	96,209,218	74,804,302	Jinhae-gu
50,636	1,535,822	19,894,957	177,031,034	137,416,110	Jinju-si
22,067	821,857	9,340,425	89,757,527	70,633,903	Tongyeong-si
18,062	615,713	7,265,040	70,365,571	55,156,939	Sacheon-si
70,562	2,361,096	28,667,014	282,381,773	219,350,356	Gimhae-si
22,403	699,690	9,126,573	85,441,553	66,476,969	Miryang-si
31,242	972,752	12,506,371	114,213,916	87,452,997	Geoje-si
50,577	1,659,830	20,996,901	189,880,365	147,491,852	Yangsan-si
6,011	206,200	2,574,442	22,883,541	17,922,042	Uiryeong-gun
12,051	382,856	5,007,422	46,541,346	36,448,357	Haman-gun
13,167	454,631	5,826,366	53,292,693	41,516,962	Changnyeong-gun
10,636	353,203	4,342,915	42,929,082	33,453,974	Goseong-gun
8,850	294,968	3,697,363	33,694,394	25,908,571	Namhae-gun
9,709	309,043	3,953,711	36,678,734	28,520,744	Hadong-gun
8,114	252,139	3,186,496	28,677,490	22,162,655	Sancheong-gun
7,981	263,450	3,382,296	30,474,428	23,614,217	Hamyang-gun
11,279	367,865	4,751,192	43,346,771	33,746,190	Geochang-gun
9,636	317,001	4,136,457	38,315,866	29,759,836	Hapcheon-gun

Note : Based on the Treatments (excluding pharmacy from Medical Service Use, including pharmacy in Treatment Days/Medical Expense /Benefit Amount) including Medical aid

제 4-1 표  
Table 4-1

시·군·구별 연령별  
Medical Treatment Activities by

구 분	70 ~ 79세				
	진료실인원수 Patients	입내원일수 Visit	요양급여일수 Reimbursed Days	진료비 Medical Expense	급여비 Benefit
부 산	322,157	16,593,834	201,509,265	1,949,146,867	1,544,152,723
중 구	5,115	282,323	3,233,312	33,272,538	26,893,121
서 구	12,661	711,486	7,932,906	82,600,465	66,144,453
동 구	10,982	581,974	6,928,505	69,081,835	55,613,675
영 도 구	14,950	856,014	9,700,964	100,848,722	81,404,759
부 산 진 구	33,998	1,746,496	21,616,832	208,918,343	164,664,820
동 래 구	25,221	1,272,095	15,545,178	145,405,317	113,813,195
남 구	26,130	1,390,615	16,467,661	154,871,593	121,020,437
북 구	24,606	1,239,169	15,327,397	146,808,601	117,356,037
해 운 대 구	33,663	1,668,632	21,098,720	196,748,739	156,024,450
사 하 구	29,941	1,564,461	18,759,465	187,587,072	149,662,026
금 정 구	23,566	1,212,084	14,513,037	137,017,669	108,341,875
강 서 구	8,274	380,248	4,831,490	49,415,235	38,521,845
연 제 구	20,196	1,021,346	12,549,415	117,235,231	92,233,083
수 영 구	18,784	951,562	11,553,333	109,688,173	85,967,107
사 상 구	19,716	1,019,006	12,576,796	126,001,688	99,932,865
기 장 군	14,354	696,323	8,874,254	83,645,645	66,558,976
대 구	196,611	9,365,534	123,830,959	1,101,742,715	874,672,216
중 구	7,374	339,024	4,508,310	40,777,560	32,256,224
동 구	33,035	1,548,414	21,152,122	182,092,398	144,471,324
서 구	18,672	955,024	11,786,997	111,243,228	89,187,252
남 구	15,391	738,985	9,639,844	86,592,108	69,524,567
북 구	30,966	1,487,692	19,437,025	171,173,422	135,095,225
수 성 구	31,264	1,453,918	19,397,431	167,228,527	132,310,364
달 서 구	39,108	1,878,149	25,016,846	225,037,075	179,226,985
달 성 군	16,712	792,755	10,404,285	96,027,802	75,861,562
군 위 군	4,089	171,573	2,488,099	21,570,596	16,738,713
울 산	72,312	3,364,408	41,157,063	414,308,530	326,980,980
중 구	16,707	759,115	9,597,153	93,558,462	73,771,436
남 구	19,664	897,060	10,982,050	110,928,997	87,660,364
동 구	10,625	522,605	6,332,124	62,246,159	49,341,261
북 구	9,189	432,061	5,276,700	55,479,386	43,871,375
울 주 군	16,127	753,567	8,969,036	92,095,526	72,336,543
경 북	254,951	11,166,977	150,202,300	1,393,656,234	1,095,707,332
포 향 시 남 구	20,359	924,422	12,043,000	118,140,597	93,863,826
포 향 시 북 구	23,046	1,057,769	13,637,408	133,458,962	106,080,801
경 주 시	26,477	1,222,527	15,154,512	144,896,984	113,637,393
김 천 시	14,472	587,024	8,579,681	80,095,400	62,735,722
안 동 시	17,213	713,784	9,490,571	90,518,249	71,395,461

주 : 진료일 기준(의료이용은 약국제외, 요양급여일수, 진료비와 급여비는 약국포함)이며, 의료급여 포함

# 진료실적 현황 (계) <계속> Age and District (Total) <Cont'd>

(단위 : 명, 일, 천원)  
Unit : Person, Day, 1,000Won

80세이상					Division
진료실인원수 Patients	입내원일수 Visit	요양급여일수 Reimbursed Days	진료비 Medical Expense	급여비 Benefit	
<b>170,521</b>	<b>12,758,358</b>	<b>109,312,808</b>	<b>1,466,615,363</b>	<b>1,175,219,466</b>	<b>Busan</b>
2,968	228,734	1,910,509	26,287,288	21,324,821	Jung-gu
7,739	606,197	4,878,582	70,203,392	56,647,571	Seo-gu
6,686	509,039	4,359,019	58,040,766	47,143,455	Dong-gu
8,497	715,390	5,476,478	82,659,220	67,671,320	Yeongdo-gu
18,798	1,373,183	12,196,632	161,593,480	129,096,198	Busanjin-gu
12,635	921,398	8,013,836	104,624,662	82,550,841	Dongnae-gu
13,901	1,017,027	9,100,212	116,098,021	92,062,585	Nam-gu
12,429	942,890	7,780,876	108,542,980	88,344,715	Buk-gu
18,669	1,364,737	12,265,746	159,394,581	127,489,940	Haeundae-gu
14,510	1,147,868	9,144,290	130,900,240	105,987,021	Saha-gu
12,828	972,200	8,101,772	107,083,154	85,528,647	Geumjeong-gu
3,954	282,430	2,383,946	34,014,302	26,720,617	Gangseo-gu
10,467	766,869	6,774,075	85,716,684	67,573,041	Yeonje-gu
9,933	705,480	6,582,539	82,916,654	65,540,339	Suyeong-gu
8,665	667,030	5,493,207	77,022,272	62,095,851	Sasang-gu
7,842	537,886	4,851,089	61,517,665	49,442,505	Gijang-gun
<b>116,793</b>	<b>7,095,309</b>	<b>76,370,975</b>	<b>865,065,595</b>	<b>693,595,722</b>	<b>Daegu</b>
4,805	283,251	3,178,839	35,924,227	28,571,824	Jung-gu
19,381	1,129,431	12,905,182	135,910,849	109,177,296	Dong-gu
10,183	647,752	6,494,015	78,358,325	63,856,778	Seo-gu
10,265	627,057	6,758,256	76,753,849	61,964,497	Nam-gu
18,045	1,089,234	11,778,466	131,854,070	105,801,352	Buk-gu
19,810	1,227,244	13,167,667	149,029,350	118,720,011	Suseong-gu
21,508	1,344,161	14,228,803	165,797,368	133,193,761	Dalseo-gu
9,223	572,534	5,790,190	69,382,788	55,130,937	Dalseong-gun
3,573	174,645	2,069,557	22,054,768	17,179,266	Gunwi-gun
<b>34,218</b>	<b>2,350,949</b>	<b>20,042,567</b>	<b>277,766,945</b>	<b>219,175,289</b>	<b>Ulsan</b>
7,742	499,969	4,617,267	61,026,651	48,390,973	Jung-gu
8,428	580,964	5,050,537	68,581,925	54,250,016	Nam-gu
3,913	293,290	2,428,630	33,759,167	26,655,699	Dong-gu
4,632	339,402	2,628,773	40,218,400	31,823,480	Buk-gu
9,503	637,324	5,317,360	74,180,802	58,055,122	Ulju-gun
<b>185,420</b>	<b>10,409,421</b>	<b>108,641,867</b>	<b>1,290,542,662</b>	<b>1,022,769,536</b>	<b>Gyeongbuk</b>
10,083	697,449	6,219,531	81,873,708	65,737,609	Nam-gu
12,636	928,431	7,637,098	108,148,346	86,687,658	Buk-gu
18,238	1,179,836	10,307,583	136,953,736	108,022,837	Gyeongju-si
11,150	530,909	6,630,790	75,465,364	60,010,486	Gimcheon-si
13,516	729,570	7,455,251	94,420,778	74,736,660	Andong-si

Note : Based on the Treatments (excluding pharmacy from Medical Service Use, including pharmacy in Treatment Days/Medical Expense /Benefit Amount) including Medical aid

제 4-1 표  
Table 4-1

시·군·구별 연령별  
Medical Treatment Activities by

구 분	70 ~ 79세				
	진료실인원수 Patients	입내원일수 Visit	요양급여일수 Reimbursed Days	진료비 Medical Expense	급여비 Benefit
구 미 시	18,624	814,151	11,560,226	98,365,816	77,401,387
영 주 시	12,422	512,970	6,751,459	62,612,532	49,043,671
영 천 시	13,322	648,667	8,275,102	74,061,414	58,342,978
상 주 시	12,695	525,211	7,397,382	71,268,136	55,633,540
문 경 시	9,376	395,822	5,267,203	48,983,367	38,223,893
경 산 시	21,930	1,010,415	13,525,181	118,374,334	92,954,347
의 성 군	8,773	353,986	4,977,631	46,660,491	36,299,471
청 송 군	4,041	150,861	2,322,940	21,773,605	16,958,026
영 양 군	2,479	79,281	1,359,646	11,692,472	9,028,044
영 덕 군	5,602	267,757	3,553,325	32,011,367	25,294,849
청 도 군	7,120	332,249	4,336,541	40,697,331	31,723,551
고 령 군	4,418	194,869	2,823,496	25,135,021	19,858,207
성 주 군	6,403	284,391	3,872,098	35,849,649	28,060,052
칠 곡 군	8,121	368,163	5,084,027	44,949,973	35,523,624
예 천 군	6,788	288,508	3,821,915	35,775,978	27,932,228
봉 화 군	4,601	163,536	2,536,055	22,523,482	17,458,460
울 진 군	5,552	231,661	3,159,486	30,289,876	23,998,787
울 립 군	1,117	38,953	673,415	5,521,197	4,259,012
<b>경 남</b>	<b>271,328</b>	<b>12,897,958</b>	<b>155,599,830</b>	<b>1,560,976,243</b>	<b>1,230,353,235</b>
창 원 시 의 창 구	14,326	679,135	8,154,718	83,253,013	65,869,885
창 원 시 성 산 구	10,769	476,568	5,971,835	57,318,859	44,437,721
창원시 마산합포구	18,706	892,732	10,492,315	108,849,108	86,470,235
창원시 마산회원구	17,134	833,255	9,855,333	101,576,292	80,872,197
창 원 시 진 해 구	13,530	642,955	7,631,489	78,196,714	61,642,178
진 주 시	27,637	1,197,632	15,096,795	145,335,467	113,926,851
통 영 시	12,303	643,665	7,123,517	72,217,113	57,731,886
사 천 시	11,208	529,966	6,124,134	65,869,537	52,212,962
김 해 시	30,312	1,545,631	17,568,371	188,503,256	149,313,983
밀 양 시	13,700	609,418	7,915,557	78,084,277	61,417,078
거 제 시	13,214	649,759	7,519,567	78,287,218	61,123,208
양 산 시	24,678	1,176,311	14,627,729	142,253,816	112,490,650
의 령 군	3,854	195,978	2,304,346	21,522,020	16,802,036
함 안 군	7,012	315,019	4,119,850	38,880,297	30,633,067
창 녕 군	8,207	413,691	5,132,105	48,946,703	38,508,564
고 성 군	7,084	335,771	4,051,362	41,229,051	32,181,312
남 해 군	6,654	328,408	3,794,351	36,419,133	28,449,106
하 동 군	6,352	292,038	3,671,470	35,231,967	27,568,605
산 청 군	5,314	239,593	2,908,552	29,779,475	23,110,229
함 양 군	5,319	263,184	3,226,921	30,175,702	23,578,810
거 창 군	7,156	313,366	4,200,610	38,003,104	29,733,237
합 천 군	6,859	323,883	4,108,903	41,044,119	32,279,436

주 : 진료일 기준(의료이용은 약국제외, 요양급여일수, 진료비와 급여비는 약국포함)이며, 의료급여 포함

# 진료실적 현황 (계) <계속> Age and District (Total) <Cont'd>

(단위 : 명, 일, 천원)  
Unit : Person, Day, 1,000Won

80세이상					Division
진료실인원수 Patients	입내원일수 Visit	요양급여일수 Reimbursed Days	진료비 Medical Expense	급여비 Benefit	
11,635	598,559	7,258,676	76,783,744	60,719,215	Gumi-si
9,531	501,249	5,210,763	63,416,569	50,369,515	Yeongju-si
9,700	583,344	6,104,382	65,979,401	52,184,469	Yeongcheon-si
11,391	535,613	6,671,749	75,976,641	59,919,775	Sangju-si
7,650	365,237	4,336,419	45,657,990	35,779,889	Mungyeong-si
13,543	770,306	8,589,422	94,921,561	75,736,891	Gyeongsan-si
8,286	423,567	4,429,718	53,394,582	41,979,640	Uiseong-gun
3,406	147,259	1,881,298	20,944,365	16,455,019	Cheongsong-gun
2,398	95,852	1,280,330	14,440,166	11,341,613	Yeongyang-gun
5,316	324,274	3,274,625	38,748,393	30,911,939	Yeongdeok-gun
5,762	336,539	3,449,911	40,241,996	31,712,312	Cheongdo-gun
3,514	187,424	2,145,561	23,126,818	18,293,733	Goryeong-gun
4,684	274,730	2,650,985	31,723,577	24,953,585	Seongju-gun
6,145	343,969	3,970,544	42,421,852	33,781,841	Chilgok-gun
6,672	356,844	3,636,970	44,960,626	35,362,762	Yecheon-gun
4,310	204,095	2,296,475	26,321,406	20,688,841	Bonghwa-gun
5,211	262,169	2,830,203	30,850,457	24,459,310	Ulljin-gun
643	32,196	373,583	3,770,587	2,923,937	Ulleung-gun
<b>176,027</b>	<b>11,644,300</b>	<b>101,619,696</b>	<b>1,350,026,012</b>	<b>1,067,257,492</b>	<b>Gyeongnam</b>
7,254	521,959	4,193,593	62,803,523	49,989,892	Uichang-gu
5,055	384,202	2,893,421	46,357,377	36,245,023	Seongsan-gu
10,243	685,914	5,822,733	82,753,450	65,893,633	Masanhappo-gu
7,901	554,003	4,664,407	65,145,090	51,978,260	Masanhoewon-gu
7,682	552,743	4,518,152	62,865,154	49,942,757	Jinhae-gu
17,655	972,801	10,119,233	121,818,444	95,931,195	Jinju-si
6,862	454,128	3,885,140	51,178,851	41,299,283	Tongyeong-si
8,067	489,318	4,441,432	58,486,603	46,193,762	Sacheon-si
16,884	1,355,202	9,752,097	154,153,981	122,771,583	Gimhae-si
9,595	596,181	5,603,994	68,959,559	54,306,474	Miryang-si
7,305	491,476	4,173,198	55,835,220	43,709,520	Geoje-si
13,479	906,453	8,248,978	102,919,159	81,582,148	Yangsang-si
4,002	313,794	2,380,555	32,722,932	25,837,382	Uiryeong-gun
5,548	369,287	3,184,515	44,103,316	35,097,447	Haman-gun
6,720	456,001	4,034,595	49,644,459	39,242,863	Changnyeong-gun
5,765	373,063	3,194,394	42,577,091	33,222,583	Goseong-gun
6,469	444,892	3,611,297	47,140,750	36,985,592	Namhae-gun
5,869	343,804	3,381,665	40,081,255	31,202,529	Hadong-gun
4,974	298,036	2,759,525	34,477,202	27,257,181	Sancheong-gun
5,189	309,150	3,057,675	35,062,184	27,590,960	Hamyang-gun
6,586	356,866	3,771,349	42,020,762	32,980,670	Geochang-gun
6,923	415,027	3,927,748	48,919,650	37,996,755	Hapcheon-gun

Note : Based on the Treatments (excluding pharmacy from Medical Service Use, including pharmacy in Treatment Days/Medical Expense /Benefit Amount) including Medical aid

제 4-2 표  
Table 4-2

시·군·구별 연령별  
Medical Treatment Activities by

구 분	계				
	진료실인원수 Patients	입내원일수 Visit	요양급여일수 Reimbursed Days	진료비 Medical Expense	급여비 Benefit
부 산	1,529,703	37,210,287	396,006,346	4,132,082,928	3,252,869,218
중 구	17,812	494,432	5,296,265	61,022,537	49,721,123
서 구	47,555	1,342,242	13,853,873	155,494,760	124,294,741
동 구	40,470	1,110,976	11,928,936	129,872,830	104,748,832
영 도 구	50,032	1,516,965	16,006,800	180,161,840	145,867,115
부 산 진 구	162,559	3,941,554	41,871,616	445,126,416	350,151,820
동 래 구	124,368	2,940,899	30,972,621	311,748,201	242,067,457
남 구	118,126	2,851,738	30,704,943	311,916,820	242,232,106
북 구	127,314	3,050,245	32,792,237	340,059,343	268,947,229
해 운 대 구	173,267	4,044,602	44,418,999	442,128,581	345,953,079
사 하 구	140,994	3,542,536	37,447,964	401,714,198	318,786,612
금 정 구	100,063	2,506,595	26,354,146	268,358,503	211,118,832
강 서 구	74,277	1,484,956	14,578,101	153,380,661	117,292,889
연 제 구	93,314	2,248,443	24,044,423	242,137,451	189,151,828
수 영 구	77,164	1,850,500	20,295,943	209,633,269	163,632,113
사 상 구	97,089	2,400,712	25,697,217	278,012,464	220,682,825
기 장 군	85,299	1,882,892	19,742,262	201,315,055	158,220,616
대 구	1,112,709	24,861,369	272,439,026	2,677,679,087	2,104,020,035
중 구	40,402	863,728	9,346,615	93,369,763	73,007,174
동 구	159,308	3,706,295	41,470,074	397,710,003	314,386,454
서 구	76,640	1,999,613	21,732,367	233,390,067	188,452,711
남 구	62,310	1,545,528	17,750,597	180,970,589	145,470,743
북 구	197,960	4,200,867	45,645,810	445,335,559	347,741,425
수 성 구	187,115	4,084,868	45,059,357	425,455,964	330,922,738
달 서 구	247,848	5,425,182	59,146,366	580,652,443	455,040,671
달 성 군	129,513	2,721,283	28,124,653	280,719,916	217,732,623
군 위 군	11,613	314,005	4,163,187	40,074,784	31,265,496
울 산	548,588	11,218,921	114,335,117	1,175,588,036	908,520,080
중 구	100,222	2,105,565	22,508,213	232,565,608	180,592,498
남 구	149,572	2,955,126	30,726,620	318,345,327	246,061,442
동 구	78,529	1,691,982	16,516,029	162,708,838	125,883,465
북 구	108,144	2,084,853	20,066,456	203,018,175	154,937,925
울 주 군	112,121	2,381,395	24,517,799	258,950,088	201,044,751
경 북	1,241,788	27,708,289	315,376,258	3,158,605,690	2,473,071,110
포 향 시 남 구	112,180	2,382,094	26,138,422	271,130,540	211,906,071
포 향 시 북 구	127,055	2,829,112	30,401,528	319,577,230	250,540,302
경 주 시	122,323	2,792,092	31,145,025	314,062,196	245,476,735
김 천 시	66,411	1,441,267	17,395,491	174,617,505	136,579,287
안 동 시	71,849	1,676,572	18,925,295	199,083,160	157,832,952

주 : 진료일 기준(의료이용은 약국제외, 요양급여일수, 진료비와 급여비는 약국포함)이며, 의료급여 포함



# 진료실적 현황 (남자)

## Age and District (Male)

(단위 : 명, 일, 천원)  
Unit : Person, Day, 1,000Won

0 ~ 9세					Division
진료실인원수 Patients	입내원일수 Visit	요양급여일수 Reimbursed Days	진료비 Medical Expense	급여비 Benefit	
<b>98,250</b>	<b>3,026,828</b>	<b>13,262,063</b>	<b>173,075,172</b>	<b>141,524,410</b>	<b>Busan</b>
473	14,062	59,024	962,709	803,412	Jung-gu
2,495	77,433	332,296	4,807,281	3,964,566	Seo-gu
2,009	62,986	273,834	4,362,856	3,610,117	Dong-gu
2,157	69,283	293,403	4,116,926	3,340,420	Yeongdo-gu
9,798	313,082	1,341,156	18,905,498	15,760,801	Busanjin-gu
9,185	290,702	1,250,643	16,335,058	13,347,380	Dongnae-gu
7,107	207,564	960,006	12,104,769	9,745,449	Nam-gu
8,099	240,357	1,108,610	12,836,057	10,412,936	Buk-gu
11,621	347,635	1,537,405	19,916,021	16,266,982	Haeundae-gu
7,981	258,599	1,127,033	15,348,549	12,662,411	Saha-gu
4,931	143,224	635,869	7,582,595	6,146,317	Geumjeong-gu
8,906	287,430	1,272,688	15,666,417	12,694,191	Gangseo-gu
6,292	193,910	848,128	10,672,546	8,708,170	Yeonje-gu
4,408	117,455	524,650	7,149,701	5,809,169	Suyeong-gu
4,855	148,651	644,191	8,281,255	6,767,122	Sasang-gu
7,933	254,455	1,053,127	14,026,935	11,484,966	Gijang-gun
<b>76,510</b>	<b>2,301,517</b>	<b>10,279,473</b>	<b>124,759,037</b>	<b>101,625,706</b>	<b>Daegu</b>
3,418	98,619	444,400	5,751,884	4,755,783	Jung-gu
11,053	354,608	1,577,023	18,332,040	15,010,044	Dong-gu
3,506	100,056	435,007	5,965,020	4,952,501	Seo-gu
2,901	81,195	368,547	4,587,764	3,812,792	Nam-gu
13,269	391,125	1,734,234	21,128,045	17,206,187	Buk-gu
13,062	366,887	1,676,723	20,156,966	16,202,488	Suseong-gu
16,233	489,018	2,177,982	26,039,948	20,971,820	Dalseo-gu
12,781	412,069	1,830,158	22,353,275	18,339,960	Dalseong-gun
287	7,940	35,399	444,097	374,131	Gunwi-gun
<b>40,604</b>	<b>1,194,673</b>	<b>5,148,395</b>	<b>65,035,105</b>	<b>52,654,351</b>	<b>Ulsan</b>
6,912	201,859	872,935	11,299,287	9,152,390	Jung-gu
10,181	298,872	1,292,649	16,215,318	13,050,974	Nam-gu
5,899	154,873	710,931	8,134,395	6,527,243	Dong-gu
10,442	331,243	1,362,320	17,120,512	13,846,914	Buk-gu
7,170	207,826	909,560	12,265,594	10,076,828	Ulju-gun
<b>77,669</b>	<b>2,116,263</b>	<b>9,809,425</b>	<b>123,196,024</b>	<b>101,274,607</b>	<b>Gyeongbuk</b>
7,195	200,379	913,987	11,638,765	9,498,984	Nam-gu
9,305	250,824	1,126,416	14,209,670	11,672,044	Buk-gu
7,086	191,508	814,086	12,145,269	10,139,151	Gyeongju-si
4,406	117,477	572,491	6,874,562	5,616,360	Gimcheon-si
4,306	107,236	584,766	8,011,040	6,683,957	Andong-si

Note : Based on the Treatments (excluding pharmacy from Medical Service Use, including pharmacy in Treatment Days/Medical Expense /Benefit Amount) including Medical aid

제 4-2 표  
Table 4-2

시·군·구별 연령별  
Medical Treatment Activities by

구 분	계				
	진료실인원수 Patients	입내원일수 Visit	요양급여일수 Reimbursed Days	진료비 Medical Expense	급여비 Benefit
구 미 시	198,051	3,556,940	39,341,332	361,805,084	278,254,593
영 주 시	47,543	1,122,036	12,981,604	130,729,061	102,857,976
영 천 시	50,081	1,326,137	14,769,666	146,270,075	115,511,324
상 주 시	44,200	1,119,390	13,401,584	141,077,092	111,188,916
문 경 시	32,358	784,384	9,271,741	92,833,263	73,079,492
경 산 시	129,876	2,783,722	30,435,259	296,126,215	231,083,685
의 성 군	23,902	685,900	8,365,659	87,171,894	68,808,325
청 송 군	11,567	283,459	3,789,714	39,107,870	30,836,636
영 양 군	7,355	161,586	2,317,543	22,400,109	17,539,421
영 덕 군	15,815	458,231	5,542,735	56,561,155	44,927,003
청 도 군	19,915	627,147	6,980,773	73,357,008	57,952,539
고 령 군	15,663	382,530	4,948,694	48,000,608	37,583,721
성 주 군	21,818	576,753	6,938,899	69,605,485	54,520,629
칠 곡 군	55,944	1,157,144	13,120,520	123,479,323	96,068,471
예 천 군	26,240	628,309	7,204,125	73,505,979	57,754,113
봉 화 군	14,212	343,056	4,506,922	44,487,378	34,815,656
울 진 군	22,649	500,315	6,115,878	61,532,067	48,667,275
울 림 군	4,781	90,113	1,337,849	12,085,394	9,285,989
<b>경 남</b>	<b>1,581,787</b>	<b>35,102,693</b>	<b>358,851,893</b>	<b>3,864,085,502</b>	<b>3,014,174,055</b>
창 원 시 의 창 구	103,679	2,154,001	22,124,872	232,391,369	180,737,326
창 원 시 성 산 구	120,172	2,203,933	22,739,557	226,519,656	171,324,371
창원시 마산합포구	84,600	2,057,747	20,415,449	234,423,787	185,540,160
창원시 마산회원구	84,960	1,930,041	20,280,615	219,106,036	172,887,293
창 원 시 진 해 구	94,338	1,953,799	19,341,473	207,972,231	161,201,973
진 주 시	160,279	3,287,889	34,197,939	363,336,598	283,225,474
통 영 시	58,655	1,457,706	14,361,458	157,233,462	124,430,332
사 천 시	53,553	1,266,089	12,609,236	144,147,522	113,616,650
김 해 시	264,288	5,498,446	52,734,494	587,534,646	455,257,320
밀 양 시	48,720	1,243,537	13,804,545	151,301,281	119,449,661
거 제 시	119,798	2,373,519	23,287,190	244,958,125	187,528,735
양 산 시	171,078	3,741,087	37,679,444	389,333,701	303,083,778
의 령 군	12,461	397,744	4,052,335	44,839,407	35,665,438
함 안 군	31,199	728,500	8,127,166	86,784,673	68,310,324
창 녕 군	28,615	798,060	8,863,199	94,205,031	74,367,791
고 성 군	24,509	668,632	7,090,568	79,994,579	62,998,679
남 해 군	19,302	561,379	6,073,825	67,594,482	53,121,499
하 동 군	19,938	556,954	6,234,041	67,800,679	53,442,261
산 청 군	16,232	447,285	4,963,732	53,921,192	42,147,848
함 양 군	17,307	490,140	5,410,436	56,263,527	44,040,215
거 창 군	28,577	701,918	7,872,540	81,691,069	64,218,219
합 천 군	19,527	584,287	6,587,779	72,732,448	57,578,707

주 : 진료일 기준(의료이용은 약국제외, 요양급여일수, 진료비와 급여비는 약국포함)이며, 의료급여 포함

# 진료실적 현황 (남자) <계속> Age and District (Male) <Cont'd>

(단위 : 명, 일, 천원)  
Unit : Person, Day, 1,000Won

0 ~ 9세						Division
진료실인원수 Patients	입내원일수 Visit	요양급여일수 Reimbursed Days	진료비 Medical Expense	급여비 Benefit		
16,628	469,476	2,164,400	25,330,768	20,599,859		Gumi-si
2,503	62,863	354,784	4,720,529	3,969,913		Yeongju-si
2,533	69,919	311,073	3,701,912	3,049,260		Yeongcheon-si
2,154	58,063	257,327	2,765,077	2,209,166		Sangju-si
1,644	45,773	192,822	2,580,650	2,164,040		Mungyeong-si
8,605	262,035	1,164,010	14,940,593	12,299,228		Gyeongsan-si
806	19,439	93,378	1,233,009	1,027,917		Uiseong-gun
414	9,422	47,429	628,715	521,725		Cheongsong-gun
253	5,336	26,536	349,328	279,629		Yeongyang-gun
581	13,910	71,682	822,558	675,280		Yeongdeok-gun
611	15,804	71,137	929,120	776,312		Cheongdo-gun
539	13,969	63,226	864,407	725,869		Goryeong-gun
786	20,743	91,578	1,059,925	882,858		Seongju-gun
3,491	93,249	421,693	4,634,904	3,727,424		Chilgok-gun
1,956	47,608	252,019	3,199,566	2,642,356		Yecheon-gun
505	11,439	64,341	795,315	666,222		Bonghwa-gun
1,194	26,781	137,958	1,596,688	1,315,023		Uljin-gun
168	3,010	12,286	163,653	132,030		Ulleung-gun
<b>108,811</b>	<b>3,229,809</b>	<b>13,803,873</b>	<b>185,619,433</b>	<b>151,080,486</b>		<b>Gyeongnam</b>
7,372	221,206	922,707	11,949,427	9,718,302		Uichang-gu
8,260	243,844	1,011,051	13,181,445	10,565,974		Seongsan-gu
5,934	166,165	751,837	9,866,217	7,925,760		Masanhappo-gu
5,017	152,980	683,429	9,415,984	7,642,972		Masanhoewon-gu
7,637	233,034	964,698	13,994,468	11,486,867		Jinhae-gu
11,998	347,235	1,546,650	19,591,648	15,966,977		Jinju-si
3,291	89,613	385,242	4,706,703	3,797,351		Tongyeong-si
3,284	99,004	421,433	5,502,361	4,456,315		Sacheon-si
20,794	646,628	2,701,679	36,850,184	30,195,717		Gimhae-si
2,265	65,259	251,245	3,702,024	3,063,561		Miryang-si
9,769	284,252	1,198,945	17,196,309	13,692,879		Geoje-si
14,642	467,227	2,007,316	26,115,120	21,420,072		Yangsang-si
456	10,981	51,648	759,600	636,908		Uiryeong-gun
1,481	39,326	183,294	2,486,548	2,019,076		Haman-gun
1,152	29,479	131,506	2,181,669	1,827,614		Changnyeong-gun
862	22,000	95,776	1,406,864	1,165,006		Goseong-gun
682	16,762	76,087	1,002,090	811,393		Namhae-gun
673	16,897	72,642	958,588	787,130		Hadong-gun
477	11,252	52,257	765,090	639,405		Sancheong-gun
668	17,671	77,722	938,526	755,607		Hamyang-gun
1,514	34,725	151,771	2,340,976	1,943,132		Geochang-gun
583	14,269	64,938	707,591	562,468		Hapcheon-gun

Note : Based on the Treatments (excluding pharmacy from Medical Service Use, including pharmacy in Treatment Days/Medical Expense /Benefit Amount) including Medical aid

제 4-2 표  
Table 4-2

시·군·구별 연령별  
Medical Treatment Activities by

구 분	10 ~ 19세				
	진료실인원수 Patients	입내원일수 Visit	요양급여일수 Reimbursed Days	진료비 Medical Expense	급여비 Benefit
부 산	129,975	1,901,209	9,200,955	123,429,941	91,588,036
중 구	777	11,453	53,803	1,307,232	1,086,206
서 구	3,417	50,565	239,662	3,268,934	2,439,248
동 구	2,275	32,779	162,097	2,341,193	1,772,208
영 도 구	3,251	49,789	233,657	3,215,912	2,435,471
부 산 진 구	11,555	170,595	831,426	11,483,925	8,584,285
동 래 구	12,793	188,233	894,349	11,805,070	8,666,061
남 구	10,912	159,681	803,838	10,438,403	7,589,408
북 구	10,588	140,000	673,887	9,035,468	6,680,825
해 운 대 구	17,640	268,585	1,311,568	16,801,858	12,372,275
사 하 구	11,594	169,490	800,542	11,638,733	8,793,507
금 정 구	7,860	114,590	548,664	6,661,881	4,893,178
강 서 구	7,482	111,875	535,700	7,481,564	5,504,455
연 제 구	7,866	118,083	564,726	7,487,004	5,498,574
수 영 구	5,609	81,114	398,549	5,474,719	4,093,444
사 상 구	6,811	97,614	484,731	6,229,566	4,632,995
기 장 군	9,545	136,763	663,756	8,758,480	6,545,894
대 구	107,259	1,506,263	7,297,651	96,438,273	70,901,682
중 구	2,993	39,901	204,714	2,614,043	1,905,807
동 구	13,133	190,247	914,172	12,060,739	8,993,696
서 구	4,675	64,204	309,203	3,791,492	2,814,768
남 구	4,110	58,323	303,317	4,288,851	3,354,269
북 구	19,544	256,138	1,243,409	16,069,167	11,795,982
수 성 구	23,978	349,211	1,716,752	23,238,998	17,081,852
달 서 구	25,212	361,150	1,713,180	22,710,083	16,473,532
달 성 군	13,154	181,935	864,431	11,379,916	8,273,388
군 위 군	460	5,154	28,473	284,984	208,387
울 산	55,539	742,924	3,434,466	47,992,586	35,397,934
중 구	9,768	126,534	596,625	7,836,709	5,693,686
남 구	14,304	189,292	883,797	12,134,424	8,840,104
동 구	8,306	116,229	517,979	6,578,460	4,813,620
북 구	12,424	169,094	780,123	11,516,699	8,545,661
울 주 군	10,737	141,775	655,942	9,926,293	7,504,864
경 북	109,367	1,321,472	6,579,496	88,810,768	65,618,615
포 향 시 남 구	10,463	132,158	648,907	8,928,168	6,616,655
포 향 시 북 구	12,549	153,209	732,469	10,965,600	8,228,114
경 주 시	9,956	123,100	584,999	7,929,007	5,777,009
김 천 시	6,308	74,189	390,790	5,317,847	3,933,623
안 동 시	6,478	71,644	377,321	4,685,582	3,382,795

주 : 진료일 기준(의료이용은 약국제외, 요양급여일수, 진료비와 급여비는 약국포함)이며, 의료급여 포함

# 진료실적 현황 (남자) <계속> Age and District (Male) <Cont'd>

(단위 : 명, 일, 천원)  
Unit : Person, Day, 1,000Won

20 ~ 29세					Division
진료실인원수 Patients	입내원일수 Visit	요양급여일수 Reimbursed Days	진료비 Medical Expense	급여비 Benefit	
<b>178,000</b>	<b>1,748,471</b>	<b>10,423,452</b>	<b>146,635,135</b>	<b>107,759,103</b>	<b>Busan</b>
2,360	21,291	132,539	1,785,724	1,295,784	Jung-gu
5,369	54,405	332,940	4,634,449	3,422,524	Seo-gu
4,071	41,212	252,804	3,367,585	2,438,079	Dong-gu
4,868	49,766	292,759	4,780,745	3,665,940	Yeongdo-gu
21,178	209,212	1,228,347	18,236,090	13,354,127	Busanjin-gu
13,210	132,675	799,088	10,256,658	7,343,385	Dongnae-gu
15,902	152,106	911,432	12,596,540	9,190,159	Nam-gu
14,377	139,966	838,881	11,846,476	8,705,555	Buk-gu
19,089	194,978	1,187,358	16,178,548	11,880,794	Haeundae-gu
16,727	162,948	956,635	13,987,712	10,277,301	Saha-gu
14,249	141,730	820,387	10,885,975	7,962,985	Geumjeong-gu
6,555	58,901	342,918	4,920,242	3,548,367	Gangseo-gu
10,313	103,579	615,304	8,446,245	6,246,076	Yeonje-gu
9,511	95,434	551,176	7,815,150	5,768,765	Suyeong-gu
12,159	116,634	690,774	10,560,142	7,953,977	Sasang-gu
8,062	73,634	470,110	6,336,853	4,705,286	Gijang-gun
<b>136,303</b>	<b>1,287,787</b>	<b>7,925,833</b>	<b>106,241,857</b>	<b>77,949,105</b>	<b>Daegu</b>
5,292	48,631	310,334	3,989,585	2,862,907	Jung-gu
17,623	169,205	1,039,782	14,056,200	10,429,725	Dong-gu
8,248	81,073	495,860	6,649,919	4,922,023	Seo-gu
7,928	75,269	495,825	6,327,964	4,630,943	Nam-gu
27,601	251,879	1,547,098	20,970,359	15,424,428	Buk-gu
22,912	231,304	1,415,908	18,446,382	13,509,956	Suseong-gu
32,515	303,624	1,837,734	25,298,884	18,495,757	Dalseo-gu
13,531	121,412	747,198	10,075,667	7,362,372	Dalseong-gun
653	5,390	36,094	426,898	310,993	Gunwi-gun
<b>64,392</b>	<b>598,470</b>	<b>3,405,535</b>	<b>51,313,681</b>	<b>37,577,391</b>	<b>Ulsan</b>
11,062	102,034	587,341	10,216,116	7,699,314	Jung-gu
19,632	181,041	1,017,489	15,697,673	11,476,446	Nam-gu
8,346	81,513	462,675	6,278,679	4,532,856	Dong-gu
12,615	118,427	658,830	9,515,082	6,866,300	Buk-gu
12,737	115,455	679,200	9,606,131	7,002,474	Ulju-gun
<b>132,058</b>	<b>1,148,111</b>	<b>7,070,460</b>	<b>98,475,890</b>	<b>72,251,768</b>	<b>Gyeongbuk</b>
13,301	113,204	668,056	9,738,922	7,088,592	Nam-gu
13,231	116,025	698,434	9,690,048	6,998,254	Buk-gu
12,500	109,472	666,020	10,033,549	7,419,908	Gyeongju-si
6,553	57,911	376,350	5,015,927	3,644,561	Gimcheon-si
7,131	65,009	396,702	5,937,390	4,429,039	Andong-si

Note : Based on the Treatments (excluding pharmacy from Medical Service Use, including pharmacy in Treatment Days/Medical Expense /Benefit Amount) including Medical aid

제 4-2 표  
Table 4-2

시·군·구별 연령별  
Medical Treatment Activities by

구 분	10 ~ 19세				
	진료실인원수 Patients	입내원일수 Visit	요양급여일수 Reimbursed Days	진료비 Medical Expense	급여비 Benefit
구 미 시	22,037	268,038	1,326,046	17,529,771	12,875,175
영 주 시	4,423	51,398	275,193	3,498,381	2,560,690
영 천 시	3,164	38,856	189,026	2,351,959	1,747,820
상 주 시	3,585	40,595	209,146	3,178,699	2,472,181
문 경 시	2,667	33,009	155,521	2,077,258	1,527,302
경 산 시	11,319	155,680	759,148	10,920,117	8,235,431
의 성 군	1,033	11,012	59,651	796,336	600,831
청 송 군	507	4,891	24,541	332,876	245,645
영 양 군	418	3,425	19,153	275,855	208,655
영 덕 군	900	9,794	55,924	556,856	405,905
청 도 군	1,017	11,565	56,915	731,366	519,990
고 령 군	912	10,667	54,456	713,483	510,889
성 주 군	1,063	12,424	58,454	732,684	511,178
칠 곡 군	5,555	66,056	330,040	4,025,711	2,926,417
예 천 군	2,323	23,677	122,258	1,553,360	1,101,572
봉 화 군	808	7,450	45,507	586,158	428,173
울 진 군	1,683	16,791	94,447	1,001,149	716,774
울 립 군	199	1,844	9,584	122,545	85,792
<b>경 남</b>	<b>158,480</b>	<b>2,081,762</b>	<b>9,621,594</b>	<b>136,418,501</b>	<b>100,912,585</b>
창 원 시 의창구	9,673	121,937	547,433	7,354,116	5,379,491
창 원 시 성산구	12,380	166,184	754,020	10,471,771	7,585,424
창원시 마산합포구	7,325	96,881	440,129	6,482,166	4,720,390
창원시 마산회원구	8,507	114,568	541,890	7,069,953	5,149,422
창 원 시 진 해 구	10,862	144,600	677,373	9,390,982	6,890,248
진 주 시	16,952	198,925	1,009,217	14,060,363	10,442,203
통 영 시	6,162	81,248	366,649	5,181,742	3,936,743
사 천 시	4,987	62,282	291,662	4,324,339	3,251,946
김 해 시	29,739	415,765	1,855,565	26,793,129	19,824,085
밀 양 시	3,620	46,266	205,530	3,296,467	2,496,319
거 제 시	14,246	189,152	845,814	12,581,358	9,220,305
양 산 시	17,675	249,079	1,154,876	15,273,600	11,331,092
의 령 군	669	7,323	41,763	519,662	382,979
함 안 군	2,803	35,101	165,405	2,334,300	1,711,579
창 녕 군	1,923	22,512	113,483	1,480,015	1,090,674
고 성 군	2,086	27,986	127,656	2,161,192	1,661,488
남 해 군	1,352	16,594	79,391	1,124,465	850,137
하 동 군	1,212	13,258	66,211	1,208,165	948,722
산 청 군	963	11,392	58,043	768,028	574,255
함 양 군	1,336	15,145	71,764	1,194,501	929,693
거 창 군	2,960	34,294	153,503	2,340,837	1,748,134
합 천 군	1,048	11,270	54,217	1,007,352	787,255

주 : 진료일 기준(의료이용은 약국제외, 요양급여일수, 진료비와 급여비는 약국포함)이며, 의료급여 포함

# 진료실적 현황 (남자) <계속> Age and District (Male) <Cont'd>

(단위 : 명, 일, 천원)  
Unit : Person, Day, 1,000Won

20 ~ 29세					Division
진료실인원수 Patients	입내원일수 Visit	요양급여일수 Reimbursed Days	진료비 Medical Expense	급여비 Benefit	
25,808	216,914	1,345,319	19,183,837	14,192,081	Gumi-si
4,616	40,633	260,445	3,559,544	2,651,141	Yeongju-si
4,740	41,905	255,604	3,325,715	2,400,403	Yeongcheon-si
3,600	32,199	205,564	2,626,228	1,899,737	Sangju-si
2,759	26,776	159,428	2,120,349	1,554,377	Mungyeong-si
18,887	168,665	995,007	13,592,645	9,963,607	Gyeongsan-si
1,308	11,038	77,038	941,549	684,173	Uiseong-gun
732	5,799	44,151	568,839	426,741	Cheongsong-gun
416	3,820	23,994	289,047	202,381	Yeongyang-gun
1,068	9,302	64,181	783,198	570,353	Yeongdeok-gun
1,246	13,080	76,925	1,174,722	875,963	Cheongdo-gun
1,346	10,408	71,269	915,686	659,692	Goryeong-gun
1,687	15,277	93,490	1,364,205	1,005,071	Seongju-gun
5,833	47,722	317,003	4,130,691	3,069,623	Chilgok-gun
1,901	16,260	100,091	1,324,391	943,411	Yecheon-gun
832	7,343	48,267	669,960	511,846	Bonghwa-gun
2,125	16,463	109,022	1,262,931	903,256	Ulljin-gun
438	2,886	18,100	226,519	157,558	Ulleung-gun
<b>169,599</b>	<b>1,543,055</b>	<b>9,037,689</b>	<b>137,183,175</b>	<b>100,724,581</b>	<b>Gyeongnam</b>
12,584	111,759	649,956	9,559,028	6,955,240	Uichang-gu
16,833	156,872	908,017	14,332,768	10,575,596	Seongsan-gu
8,698	84,051	467,001	7,285,094	5,358,820	Masanhappo-gu
9,036	80,756	484,139	7,084,648	5,177,937	Masanhoewon-gu
10,250	92,945	551,591	8,344,249	6,058,024	Jinhae-gu
20,248	178,068	1,081,143	15,228,257	11,052,797	Jinju-si
4,985	46,260	268,973	4,225,838	3,158,760	Tongyeong-si
5,529	48,483	282,045	5,639,204	4,334,764	Sacheon-si
31,655	287,796	1,662,475	25,278,487	18,466,160	Gimhae-si
4,186	39,061	221,333	3,510,231	2,571,403	Miryang-si
11,032	99,872	574,686	9,465,491	6,963,681	Geoje-si
17,509	165,679	989,306	13,933,424	10,238,054	Yangsang-si
875	7,609	46,403	585,078	418,627	Uiryeong-gun
2,950	24,380	144,133	2,240,060	1,650,383	Haman-gun
2,236	19,964	115,925	1,567,412	1,141,759	Changnyeong-gun
1,911	17,299	99,245	1,549,176	1,137,194	Goseong-gun
1,499	13,384	84,874	1,236,654	913,592	Namhae-gun
1,308	10,150	61,555	1,274,274	1,025,889	Hadong-gun
1,027	9,365	53,947	849,317	624,159	Sancheong-gun
1,235	11,935	73,396	964,868	690,596	Hamyang-gun
2,739	25,113	149,294	1,992,188	1,436,412	Geochang-gun
1,274	12,254	68,252	1,037,428	774,736	Hapcheon-gun

Note : Based on the Treatments (excluding pharmacy from Medical Service Use, including pharmacy in Treatment Days/Medical Expense /Benefit Amount) including Medical aid

제 4-2 표  
Table 4-2

시·군·구별 연령별  
Medical Treatment Activities by

구 분	30 ~ 39세				
	진료실인원수 Patients	입내원일수 Visit	요양급여일수 Reimbursed Days	진료비 Medical Expense	급여비 Benefit
부 산	187,087	2,248,697	16,739,621	201,994,754	149,094,624
중 구	2,202	24,490	189,108	2,751,115	2,110,649
서 구	4,900	62,553	480,401	5,655,451	4,160,509
동 구	5,330	65,852	474,497	6,274,599	4,702,528
영 도 구	4,955	65,537	485,338	5,829,873	4,358,090
부 산 진 구	23,240	279,928	2,025,483	24,740,780	18,154,380
동 래 구	14,440	177,458	1,316,905	15,750,291	11,561,812
남 구	12,570	151,528	1,125,738	13,418,145	9,846,077
북 구	15,469	188,979	1,386,152	17,648,582	13,150,893
해 운 대 구	18,770	233,529	1,757,595	20,173,787	14,838,240
사 하 구	16,300	195,927	1,493,412	18,053,789	13,323,553
금 정 구	10,663	131,541	979,555	11,430,236	8,557,860
강 서 구	12,747	137,870	1,051,231	12,889,332	9,363,455
연 제 구	11,972	144,707	1,060,629	12,330,919	9,038,630
수 영 구	10,691	128,148	894,089	11,313,575	8,312,142
사 상 구	12,164	140,093	1,065,002	12,978,509	9,708,174
기 장 군	10,674	120,557	954,486	10,755,772	7,907,633
대 구	138,624	1,640,405	12,358,004	146,316,735	108,665,755
중 구	6,982	77,723	604,125	6,645,410	4,779,390
동 구	21,456	258,795	1,905,270	22,389,838	16,670,048
서 구	9,512	116,840	868,108	10,680,508	8,099,928
남 구	7,864	92,454	738,231	8,971,485	6,789,275
북 구	24,194	281,019	2,112,332	24,475,273	18,056,853
수 성 구	18,529	227,201	1,702,112	19,865,814	14,737,530
달 서 구	30,089	358,870	2,676,772	32,717,524	24,407,923
달 성 군	19,262	218,879	1,675,067	19,729,724	14,504,371
군 위 군	736	8,624	75,987	841,160	620,436
울 산	71,689	839,216	5,826,961	71,939,488	52,487,592
중 구	12,069	141,729	992,237	13,053,243	9,575,520
남 구	20,616	236,498	1,628,493	20,900,487	15,234,737
동 구	10,821	127,889	869,403	9,492,974	6,880,674
북 구	15,269	179,722	1,245,469	14,872,252	10,702,252
울 주 군	12,914	153,378	1,091,359	13,620,531	10,094,409
경 북	134,209	1,543,481	12,118,229	140,254,429	104,400,928
포 향 시 남 구	12,728	144,666	1,126,477	12,942,185	9,441,709
포 향 시 북 구	14,683	172,468	1,289,796	16,063,987	11,892,985
경 주 시	12,842	140,526	1,117,776	11,822,396	8,592,580
김 천 시	6,982	78,482	626,869	7,943,942	5,994,356
안 동 시	6,731	76,763	612,336	6,922,463	5,202,005

주 : 진료일 기준(의료이용은 약국제외, 요양급여일수, 진료비와 급여비는 약국포함)이며, 의료급여 포함



# 진료실적 현황 (남자) <계속> Age and District (Male) <Cont'd>

(단위 : 명, 일, 천원)  
Unit : Person, Day, 1,000Won

40 ~ 49세					Division
진료실인원수 Patients	입내원일수 Visit	요양급여일수 Reimbursed Days	진료비 Medical Expense	급여비 Benefit	
<b>224,277</b>	<b>3,518,049</b>	<b>38,316,805</b>	<b>359,581,864</b>	<b>272,136,181</b>	<b>Busan</b>
2,156	39,951	401,453	4,390,235	3,512,865	Jung-gu
6,190	105,190	1,118,566	10,389,327	7,831,722	Seo-gu
5,534	93,213	1,003,514	10,149,137	7,944,168	Dong-gu
6,441	112,581	1,205,896	11,890,685	9,303,804	Yeongdo-gu
22,751	358,110	3,870,731	37,221,984	28,253,122	Busanjin-gu
19,489	297,363	3,285,755	30,485,886	22,808,746	Dongnae-gu
17,221	271,736	2,996,224	26,711,373	19,818,777	Nam-gu
17,078	264,886	2,889,571	28,015,467	21,290,122	Buk-gu
26,020	405,508	4,491,609	41,537,351	31,473,117	Haeundae-gu
20,065	326,678	3,557,496	34,044,566	26,036,607	Saha-gu
12,790	211,059	2,163,581	20,039,886	15,200,987	Geumjeong-gu
15,331	209,884	2,336,646	20,533,231	14,962,247	Gangseo-gu
13,838	214,064	2,341,060	20,383,305	15,129,337	Yeonje-gu
10,798	168,196	1,799,373	16,905,560	12,683,311	Suyeong-gu
12,734	204,476	2,160,082	22,164,566	17,247,321	Sasang-gu
15,841	235,154	2,695,248	24,719,307	18,639,928	Gijang-gun
<b>162,685</b>	<b>2,519,609</b>	<b>27,389,524</b>	<b>252,420,122</b>	<b>191,477,656</b>	<b>Daegu</b>
6,081	91,962	999,536	9,316,016	7,025,303	Jung-gu
23,399	364,609	3,953,463	35,719,360	27,261,243	Dong-gu
9,718	166,847	1,706,209	17,779,160	13,985,488	Seo-gu
7,979	135,277	1,453,399	14,350,394	11,166,993	Nam-gu
28,730	435,546	4,763,388	44,252,824	33,589,824	Buk-gu
27,872	431,434	4,809,399	42,127,568	31,558,053	Suseong-gu
35,572	551,813	5,966,148	55,059,084	41,666,263	Dalseo-gu
22,384	325,077	3,568,825	31,678,035	23,500,065	Dalseong-gun
950	17,044	169,157	2,137,681	1,724,423	Gunwi-gun
<b>86,559</b>	<b>1,299,003</b>	<b>13,350,421</b>	<b>122,180,443</b>	<b>90,527,459</b>	<b>Ulsan</b>
14,865	218,205	2,309,848	21,462,911	15,948,913	Jung-gu
21,724	316,120	3,319,664	31,026,779	22,982,124	Nam-gu
14,134	228,334	2,120,571	18,905,713	14,056,169	Dong-gu
19,097	275,918	2,919,814	25,272,346	18,368,339	Buk-gu
16,739	260,426	2,680,524	25,512,695	19,171,913	Ulju-gun
<b>171,788</b>	<b>2,573,836</b>	<b>28,318,883</b>	<b>256,168,041</b>	<b>194,364,613</b>	<b>Gyeongbuk</b>
16,596	238,877	2,637,285	24,533,712	18,467,568	Nam-gu
18,375	274,707	3,039,494	28,766,103	21,573,976	Buk-gu
16,595	245,661	2,729,426	24,682,082	18,756,576	Gyeongju-si
8,839	133,245	1,493,115	13,535,282	10,246,478	Gimcheon-si
9,329	146,675	1,500,708	13,959,354	10,857,461	Andong-si

Note : Based on the Treatments (excluding pharmacy from Medical Service Use, including pharmacy in Treatment Days/Medical Expense /Benefit Amount) including Medical aid

제 4-2 표  
Table 4-2

시·군·구별 연령별  
Medical Treatment Activities by

구 분	30 ~ 39세				
	진료실인원수 Patients	입내원일수 Visit	요양급여일수 Reimbursed Days	진료비 Medical Expense	급여비 Benefit
구 미 시	29,279	329,359	2,651,993	28,951,938	21,329,619
영 주 시	3,870	46,891	374,863	4,172,010	3,138,958
영 천 시	4,905	59,640	442,920	5,513,885	4,177,560
상 주 시	3,191	40,680	317,254	5,789,693	4,663,761
문 경 시	2,419	29,037	226,797	2,508,329	1,890,465
경 산 시	16,407	194,697	1,469,264	16,848,641	12,515,940
의 성 군	1,457	17,491	148,696	1,671,477	1,260,300
청 송 군	837	10,116	81,481	981,302	762,356
영 양 군	422	3,971	40,351	357,115	258,076
영 덕 군	1,007	11,861	105,525	1,085,063	807,465
청 도 군	1,169	18,012	113,132	1,540,975	1,180,143
고 령 군	1,266	13,081	99,839	1,125,840	846,229
성 주 군	1,901	22,494	159,645	1,914,152	1,435,826
칠 곡 군	6,432	70,148	595,870	5,997,553	4,390,303
예 천 군	2,412	26,805	215,731	2,459,437	1,869,220
봉 화 군	731	9,593	79,955	1,096,045	848,775
울 진 군	2,085	22,310	180,647	2,049,131	1,526,347
울 림 군	453	4,390	41,012	496,868	375,951
<b>경 남</b>	<b>180,900</b>	<b>2,085,409</b>	<b>15,387,562</b>	<b>187,512,833</b>	<b>137,365,914</b>
창 원 시 의 창 구	13,342	152,063	1,143,929	13,480,051	9,854,095
창 원 시 성 산 구	17,640	202,686	1,468,049	17,829,438	12,843,951
창원시 마산합포구	9,482	111,263	815,175	10,394,510	7,710,820
창원시 마산회원구	9,023	105,465	806,590	9,854,381	7,350,728
창 원 시 진 해 구	11,514	130,530	996,489	11,515,003	8,393,230
진 주 시	19,369	218,455	1,594,527	19,794,407	14,435,784
통 영 시	5,242	62,929	455,075	5,661,777	4,178,641
사 천 시	5,764	65,832	468,120	5,628,939	4,145,579
김 해 시	34,001	381,112	2,800,742	34,855,485	25,254,066
밀 양 시	4,191	47,639	345,865	4,875,999	3,723,472
거 제 시	14,022	157,997	1,154,006	13,754,698	9,984,613
양 산 시	21,913	260,061	1,926,263	22,477,652	16,380,421
의 령 군	824	11,328	80,779	941,637	704,237
함 안 군	2,880	31,431	228,112	2,879,117	2,122,753
창 녕 군	2,475	31,145	225,837	2,656,793	2,008,085
고 성 군	1,657	21,521	152,095	2,059,164	1,537,445
남 해 군	1,072	14,038	98,445	1,204,975	907,929
하 동 군	1,109	15,507	108,090	1,496,443	1,139,632
산 청 군	957	11,114	88,417	962,640	718,579
함 양 군	1,066	13,640	100,679	1,336,416	998,527
거 창 군	2,215	25,476	212,351	2,296,904	1,726,418
합 천 군	1,142	14,177	117,927	1,556,404	1,246,907

주 : 진료일 기준(의료이용은 약국제외, 요양급여일수, 진료비와 급여비는 약국포함)이며, 의료급여 포함

# 진료실적 현황 (남자) <계속> Age and District (Male) <Cont'd>

(단위 : 명, 일, 천원)  
Unit : Person, Day, 1,000Won

40 ~ 49세					Division
진료실인원수 Patients	입내원일수 Visit	요양급여일수 Reimbursed Days	진료비 Medical Expense	급여비 Benefit	
33,514	459,325	5,427,266	44,746,325	33,235,602	Gumi-si
5,718	92,427	974,734	8,790,333	6,766,942	Yeongju-si
6,008	102,391	1,001,552	9,780,133	7,574,873	Yeongcheon-si
4,905	84,065	893,096	8,120,869	6,301,887	Sangju-si
3,718	57,455	613,618	5,555,442	4,245,602	Mungyeong-si
18,807	285,430	3,064,107	28,088,889	21,249,366	Gyeongsan-si
2,146	39,944	377,943	4,166,825	3,304,290	Uiseong-gun
1,036	15,096	174,666	1,614,396	1,268,909	Cheongsong-gun
714	9,605	107,689	1,087,837	866,581	Yeongyang-gun
1,578	26,463	295,932	2,933,835	2,314,521	Yeongdeok-gun
1,977	40,139	363,479	3,614,855	2,841,387	Cheongdo-gun
1,735	26,298	312,475	2,891,919	2,194,618	Goryeong-gun
2,299	39,816	396,021	4,164,123	3,266,768	Seongju-gun
9,734	139,846	1,602,430	13,489,759	10,172,200	Chilgok-gun
3,364	48,101	513,744	4,609,080	3,483,131	Yecheon-gun
1,360	21,263	226,042	2,171,620	1,655,525	Bonghwa-gun
2,758	38,884	459,355	4,046,932	3,132,513	Ulljin-gun
683	8,123	114,706	818,336	587,841	Ulleung-gun
<b>242,468</b>	<b>3,622,061</b>	<b>37,870,574</b>	<b>367,547,887</b>	<b>275,875,840</b>	<b>Gyeongnam</b>
15,573	223,752	2,412,193	22,004,915	16,360,768	Uichang-gu
17,311	240,146	2,656,340	23,522,707	17,123,132	Seongsan-gu
12,910	194,945	1,970,176	20,829,090	15,836,416	Masanhappo-gu
12,812	190,946	2,069,199	20,636,549	15,793,433	Masanhoewon-gu
17,253	240,930	2,661,934	23,890,023	17,613,396	Jinhae-gu
22,896	325,399	3,417,727	32,392,234	24,214,677	Jinju-si
9,469	146,310	1,436,060	14,527,007	10,968,335	Tongyeong-si
8,137	133,095	1,263,584	13,396,103	10,207,123	Sacheon-si
43,671	644,745	6,894,969	67,241,793	49,985,845	Gimhae-si
5,810	93,625	967,020	10,134,752	7,877,792	Miryang-si
23,577	326,468	3,379,450	31,468,407	23,143,671	Geoje-si
29,464	448,065	4,770,777	46,230,643	34,706,737	Yangsang-si
1,230	28,471	219,339	2,686,319	2,151,726	Uiryeong-gun
4,087	62,269	648,018	6,545,184	5,007,649	Haman-gun
3,226	57,233	564,964	5,885,104	4,536,770	Changnyeong-gun
2,889	49,208	473,877	5,012,638	3,874,217	Goseong-gun
1,895	32,301	314,281	3,360,139	2,635,266	Namhae-gun
1,934	35,397	324,587	3,314,716	2,569,115	Hadong-gun
1,442	24,978	229,717	2,744,212	2,148,208	Sancheong-gun
1,773	33,410	301,451	3,049,898	2,380,969	Hamyang-gun
3,302	55,924	552,672	5,534,548	4,293,584	Geochang-gun
1,807	34,444	342,239	3,140,905	2,447,010	Hapcheon-gun

Note : Based on the Treatments (excluding pharmacy from Medical Service Use, including pharmacy in Treatment Days/Medical Expense /Benefit Amount) including Medical aid

제 4-2 표  
Table 4-2

시·군·구별 연령별  
Medical Treatment Activities by

구 분	50 ~ 59세				
	진료실인원수 Patients	입내원일수 Visit	요양급여일수 Reimbursed Days	진료비 Medical Expense	급여비 Benefit
부 산	246,553	5,428,035	66,940,753	621,419,065	490,093,891
중 구	3,012	73,602	852,962	8,891,006	7,283,717
서 구	7,872	190,741	2,241,560	21,807,161	17,358,472
동 구	6,724	162,134	1,889,719	19,007,892	15,473,763
영 도 구	8,411	216,609	2,516,654	25,611,711	20,957,919
부 산 진 구	25,245	567,554	6,885,676	66,613,370	52,845,126
동 래 구	19,833	411,250	5,240,574	44,317,060	34,067,426
남 구	19,073	420,267	5,226,321	47,831,753	37,261,600
북 구	21,409	476,638	5,784,147	55,021,353	43,552,974
해 운 대 구	29,986	612,206	8,133,352	69,446,893	53,941,469
사 하 구	23,617	542,186	6,535,836	62,731,304	50,010,328
금 정 구	16,137	356,790	4,251,864	38,592,730	30,520,651
강 서 구	8,923	164,198	2,204,161	18,633,182	13,925,053
연 제 구	14,838	318,457	3,976,827	35,550,630	27,778,638
수 영 구	11,622	251,267	3,106,428	29,215,163	22,938,529
사 상 구	16,844	401,462	4,665,458	47,432,564	38,014,867
기 장 군	13,007	262,674	3,429,214	30,715,293	24,163,357
대 구	192,406	4,091,176	51,250,681	454,874,855	357,543,083
중 구	5,837	119,905	1,553,409	13,533,733	10,553,402
동 구	25,979	571,011	7,059,112	63,366,395	50,534,140
서 구	14,105	349,107	3,922,865	41,528,224	34,121,914
남 구	10,472	241,392	2,946,340	27,435,137	22,163,960
북 구	35,772	722,721	9,339,483	80,521,590	62,452,631
수 성 구	33,642	683,017	8,923,092	71,489,868	54,976,227
달 서 구	44,468	961,854	11,796,882	106,211,335	83,517,619
달 성 군	20,012	399,921	5,145,840	45,644,244	35,214,775
군 위 군	2,119	42,248	563,658	5,144,329	4,008,416
울 산	98,808	1,929,190	24,538,501	215,241,437	165,150,044
중 구	18,185	348,578	4,562,980	40,440,970	31,193,758
남 구	27,729	525,214	6,932,097	62,926,967	48,628,037
동 구	12,192	259,505	3,046,631	25,918,732	20,061,346
북 구	18,520	353,705	4,583,329	37,038,241	27,744,726
울 주 군	22,182	442,188	5,413,464	48,916,527	37,522,178
경 북	216,274	4,415,751	55,485,821	496,468,289	389,500,668
포 향 시 남 구	19,526	377,402	4,816,072	43,849,853	34,045,080
포 향 시 북 구	21,533	426,772	5,415,336	48,243,337	37,469,457
경 주 시	22,597	448,981	5,729,780	49,596,539	38,509,805
김 천 시	11,120	227,930	2,933,323	26,785,362	21,095,727
안 동 시	12,365	265,057	3,132,445	29,017,645	23,351,381

주 : 진료일 기준(의료이용은 약국제외, 요양급여일수, 진료비와 급여비는 약국포함)이며, 의료급여 포함

# 진료실적 현황 (남자) <계속> Age and District (Male) <Cont'd>

(단위 : 명, 일, 천원)  
Unit : Person, Day, 1,000Won

60 ~ 69세					Division
진료실인원수 Patients	입내원일수 Visit	요양급여일수 Reimbursed Days	진료비 Medical Expense	급여비 Benefit	
<b>258,080</b>	<b>8,496,443</b>	<b>109,497,300</b>	<b>1,091,866,322</b>	<b>873,775,172</b>	<b>Busan</b>
3,579	127,925	1,529,960	17,178,523	14,271,718	Jung-gu
8,948	324,181	3,864,190	42,369,065	34,584,709	Seo-gu
7,442	266,813	3,324,782	34,265,934	28,203,492	Dong-gu
10,336	391,179	4,705,634	52,000,575	42,904,210	Yeongdo-gu
26,871	893,327	11,489,138	115,486,237	92,223,014	Busanjin-gu
19,202	615,792	7,987,430	77,417,288	61,068,315	Dongnae-gu
18,410	593,795	7,833,099	75,474,239	59,546,184	Nam-gu
24,506	792,956	10,180,684	100,551,283	80,557,176	Buk-gu
28,460	879,548	12,038,221	112,687,236	89,563,901	Haeundae-gu
25,666	890,476	11,104,139	114,381,910	92,098,102	Saha-gu
18,023	586,506	7,386,654	71,230,832	56,884,305	Geumjeong-gu
8,788	254,155	3,566,296	35,445,560	27,469,845	Gangseo-gu
15,085	490,093	6,349,500	61,399,082	48,959,930	Yeonje-gu
12,359	387,986	5,222,207	50,440,202	39,916,292	Suyeong-gu
19,382	659,262	8,263,830	85,838,011	68,974,455	Sasang-gu
11,023	342,449	4,651,536	45,700,347	36,549,522	Gijang-gun
<b>171,106</b>	<b>5,364,892</b>	<b>72,508,860</b>	<b>674,040,923</b>	<b>538,304,690</b>	<b>Daegu</b>
4,999	153,467	2,109,757	19,841,964	15,867,211	Jung-gu
25,183	787,782	10,843,657	98,429,695	78,801,449	Dong-gu
15,237	532,982	6,543,307	68,043,274	55,798,912	Seo-gu
10,881	368,123	4,774,412	47,830,932	39,249,914	Nam-gu
29,070	911,261	12,165,610	113,824,486	90,306,344	Buk-gu
26,246	789,880	11,005,406	96,303,418	76,273,439	Suseong-gu
38,804	1,194,462	16,444,596	149,353,057	118,892,663	Dalseo-gu
17,473	536,031	7,297,148	68,557,868	53,912,226	Dalseong-gun
3,213	90,904	1,324,967	11,856,228	9,202,532	Gunwi-gun
<b>84,344</b>	<b>2,424,838</b>	<b>32,573,212</b>	<b>304,101,356</b>	<b>237,902,035</b>	<b>Ulsan</b>
16,815	480,208	6,589,427	62,081,673	48,824,476	Jung-gu
22,938	641,929	8,757,711	82,070,700	64,301,443	Nam-gu
12,034	390,764	4,879,613	43,996,283	34,413,344	Dong-gu
13,849	370,137	5,232,887	46,680,020	35,956,481	Buk-gu
18,708	541,800	7,113,574	69,272,680	54,406,291	Ulju-gun
<b>221,705</b>	<b>6,522,396</b>	<b>90,440,037</b>	<b>842,879,917</b>	<b>665,264,513</b>	<b>Gyeongbuk</b>
19,068	546,086	7,609,309	72,015,827	56,740,092	Nam-gu
22,157	672,167	9,053,776	88,474,449	70,272,806	Buk-gu
22,822	661,903	9,164,069	83,275,690	65,701,959	Gyeongju-si
11,999	338,094	4,953,007	45,939,370	36,227,356	Gimcheon-si
13,136	400,058	5,342,561	52,899,530	42,433,704	Andong-si

Note : Based on the Treatments (excluding pharmacy from Medical Service Use, including pharmacy in Treatment Days/Medical Expense /Benefit Amount) including Medical aid

제 4-2 표  
Table 4-2

시·군·구별 연령별  
Medical Treatment Activities by

구 분	50 ~ 59세				
	진료실인원수 Patients	입내원일수 Visit	요양급여일수 Reimbursed Days	진료비 Medical Expense	급여비 Benefit
구 미 시	33,792	611,777	8,676,611	68,957,054	52,902,872
영 주 시	8,278	180,029	2,160,680	20,111,637	16,037,159
영 천 시	8,936	210,292	2,374,063	22,569,599	18,030,862
상 주 시	7,672	171,138	2,030,381	19,383,569	15,379,151
문 경 시	5,475	111,730	1,375,818	13,052,987	10,453,488
경 산 시	21,835	452,348	5,685,726	49,653,982	38,891,513
의 성 군	4,050	99,901	1,116,024	11,110,593	8,927,972
청 송 군	2,074	41,051	515,858	4,929,084	3,966,256
영 양 군	1,389	25,901	341,733	3,210,436	2,541,825
영 덕 군	2,930	69,061	802,788	7,783,492	6,271,262
청 도 군	3,446	99,952	917,590	10,332,878	8,364,898
고 령 군	2,950	60,686	768,628	7,228,806	5,651,892
성 주 군	3,950	88,903	1,036,009	9,865,118	7,698,965
칠 곡 군	10,650	212,569	2,723,735	22,754,356	17,615,473
예 천 군	3,936	83,076	1,003,051	9,550,647	7,645,117
봉 화 군	2,505	49,981	593,909	5,707,340	4,545,611
울 진 군	4,232	84,190	1,068,537	10,376,877	8,276,548
울 립 군	1,033	17,024	267,724	2,397,099	1,828,355
<b>경 남</b>	<b>280,741</b>	<b>5,774,653</b>	<b>68,692,995</b>	<b>657,803,804</b>	<b>512,495,939</b>
창 원 시 의창구	18,372	363,225	4,509,082	41,318,317	31,997,520
창 원 시 성산구	22,357	401,073	5,335,732	44,442,436	33,269,813
창원시 마산합포구	13,463	307,977	3,374,094	35,669,855	28,453,135
창원시 마산회원구	15,069	311,455	3,668,130	37,024,858	29,259,581
창 원 시 진해구	15,362	294,324	3,683,293	34,204,203	26,448,139
진 주 시	26,744	536,950	6,436,041	61,424,985	48,170,728
통 영 시	10,805	238,188	2,581,893	27,108,893	21,549,141
사 천 시	9,528	213,978	2,356,577	24,133,140	19,026,532
김 해 시	49,287	987,135	11,996,206	114,734,025	88,240,931
밀 양 시	8,340	187,301	2,086,118	22,621,268	18,129,123
거 제 시	22,501	418,145	5,139,003	45,399,982	34,616,416
양 산 시	28,997	615,978	7,384,236	69,341,786	53,943,418
의 령 군	2,296	63,993	599,995	6,828,732	5,516,843
함 안 군	5,671	117,115	1,408,877	13,319,763	10,409,347
창 녕 군	5,138	116,729	1,383,588	13,341,994	10,553,303
고 성 군	4,595	101,982	1,165,972	11,554,795	9,114,917
남 해 군	3,394	76,062	857,056	9,102,344	7,229,951
하 동 군	3,848	84,631	905,048	9,026,469	7,189,344
산 청 군	3,119	68,485	742,796	7,370,344	5,781,795
함 양 군	3,257	74,354	835,764	7,826,672	6,142,329
거 창 군	5,028	107,455	1,290,501	12,292,343	9,688,787
합 천 군	3,570	88,118	952,993	9,716,599	7,764,846

주 : 진료일 기준(의료이용은 약국제외, 요양급여일수, 진료비와 급여비는 약국포함)이며, 의료급여 포함

# 진료실적 현황 (남자) <계속> Age and District (Male) <Cont'd>

(단위 : 명, 일, 천원)  
Unit : Person, Day, 1,000Won

60 ~ 69세					Division
진료실인원수 Patients	입내원일수 Visit	요양급여일수 Reimbursed Days	진료비 Medical Expense	급여비 Benefit	
24,736	672,083	10,183,665	85,609,947	66,618,394	Gumi-si
9,183	270,327	3,639,207	33,667,020	26,577,701	Yeongju-si
10,391	336,010	4,329,558	41,030,373	32,692,860	Yeongcheon-si
9,781	293,541	4,049,591	38,674,116	30,424,896	Sangju-si
7,010	198,413	2,817,402	25,598,353	20,139,663	Mungyeong-si
19,432	587,108	8,089,575	72,786,095	57,261,610	Gyeongsan-si
6,325	197,555	2,644,664	26,276,457	20,825,856	Uiseong-gun
2,944	81,085	1,196,583	11,307,839	8,875,541	Cheongsong-gun
1,834	43,774	708,700	6,045,287	4,723,966	Yeongyang-gun
3,691	117,644	1,598,618	15,430,818	12,322,350	Yeongdeok-gun
5,204	177,758	2,140,431	21,966,673	17,483,907	Cheongdo-gun
3,680	106,233	1,550,330	14,655,535	11,474,148	Goryeong-gun
5,474	167,907	2,274,455	21,532,506	16,883,404	Seongju-gun
8,491	266,323	3,482,352	33,354,527	26,322,193	Chilgok-gun
5,003	146,106	1,951,499	18,915,491	14,992,913	Yecheon-gun
3,816	97,165	1,468,359	13,044,855	10,163,337	Bonghwa-gun
4,492	122,152	1,775,770	16,839,731	13,374,805	Uljin-gun
1,036	22,904	416,556	3,539,430	2,731,053	Ulleung-gun
<b>259,823</b>	<b>7,940,147</b>	<b>101,218,224</b>	<b>1,024,308,752</b>	<b>809,563,794</b>	<b>Gyeongnam</b>
17,459	510,212	6,695,145	66,058,899	52,058,190	Uichang-gu
18,458	478,064	6,769,942	60,833,767	46,500,001	Seongsan-gu
14,840	500,187	5,910,574	64,574,423	52,029,315	Masanhappo-gu
14,827	462,580	5,904,725	59,720,077	47,797,850	Masanhoewon-gu
12,576	372,035	4,854,068	48,374,425	38,213,092	Jinhae-gu
24,127	694,156	9,238,004	90,555,234	71,675,613	Jinju-si
10,741	375,518	4,330,138	44,852,264	35,881,288	Tongyeong-si
8,855	289,550	3,459,335	36,192,885	28,866,938	Sacheon-si
36,006	1,134,097	13,857,441	148,799,367	117,454,435	Gimhae-si
11,032	334,630	4,326,663	44,855,949	35,466,366	Miryang-si
15,895	459,989	6,046,731	58,784,254	45,799,448	Geoje-si
24,838	762,374	9,781,122	95,599,896	75,454,862	Yangsang-si
3,229	107,484	1,320,686	13,228,000	10,597,636	Uiryeong-gun
6,387	188,387	2,531,237	25,513,722	20,313,738	Haman-gun
6,679	224,245	2,830,508	29,099,423	23,163,203	Changnyeong-gun
5,414	174,874	2,104,698	23,107,217	18,403,133	Goseong-gun
4,433	136,015	1,753,146	17,897,889	13,977,410	Namhae-gun
5,096	151,769	1,970,727	20,041,693	15,749,491	Hadong-gun
4,232	122,122	1,573,929	15,228,762	11,899,825	Sancheong-gun
4,057	125,232	1,618,525	15,825,258	12,380,058	Hamyang-gun
5,642	177,138	2,299,174	23,638,695	18,798,367	Geochang-gun
5,000	159,489	2,041,706	21,526,653	17,083,535	Hapcheon-gun

Note : Based on the Treatments (excluding pharmacy from Medical Service Use, including pharmacy in Treatment Days/Medical Expense /Benefit Amount) including Medical aid

제 4-2 표  
Table 4-2

시·군·구별 연령별  
Medical Treatment Activities by

구 분	70 ~ 79세				
	진료실인원수 Patients	입내원일수 Visit	요양급여일수 Reimbursed Days	진료비 Medical Expense	급여비 Benefit
부 산	145,548	7,004,781	89,904,133	919,616,047	732,073,291
중 구	2,200	115,754	1,373,943	15,305,079	12,513,927
서 구	5,606	296,058	3,435,584	39,151,944	31,684,481
동 구	4,775	244,743	3,000,230	32,290,790	26,277,515
영 도 구	6,597	348,393	4,221,387	45,174,275	36,472,109
부 산 진 구	15,100	727,974	9,548,666	96,685,765	76,562,660
동 래 구	11,457	537,968	7,027,184	68,712,976	54,165,750
남 구	11,599	569,093	7,234,410	72,013,008	56,594,917
북 구	11,439	539,276	7,013,898	70,990,679	56,971,950
해 운 대 구	15,104	696,658	9,344,169	91,878,372	73,119,246
사 하 구	13,876	669,581	8,497,672	89,703,819	71,838,408
금 정 구	10,631	518,496	6,433,863	65,370,202	51,927,239
강 서 구	4,191	184,190	2,393,974	26,672,105	20,977,934
연 제 구	9,042	420,850	5,521,410	54,749,499	43,364,092
수 영 구	8,317	391,740	5,124,390	50,712,268	39,914,242
사 상 구	9,114	445,214	5,726,332	60,129,003	47,779,156
기 장 군	6,500	298,793	4,007,021	40,076,263	31,909,666
대 구	86,820	3,884,308	55,066,158	515,179,238	412,264,944
중 구	3,021	133,580	1,880,326	17,601,915	14,041,071
동 구	14,572	644,158	9,363,441	84,602,563	67,794,705
서 구	8,091	387,407	5,082,764	51,828,355	41,904,225
남 구	6,528	290,073	4,099,609	39,179,828	31,799,330
북 구	13,531	609,165	8,468,522	78,958,447	62,824,000
수 성 구	13,654	600,744	8,675,960	78,938,788	62,928,588
달 서 구	17,539	787,530	11,341,322	105,620,056	84,648,469
달 성 군	7,888	353,233	4,954,332	47,548,851	37,769,765
군 위 군	1,996	78,418	1,199,882	10,900,435	8,554,792
울 산	34,894	1,511,182	18,923,202	205,388,834	163,445,482
중 구	7,778	333,206	4,287,973	44,797,267	35,544,067
남 구	9,416	388,940	5,013,419	53,637,598	42,632,012
동 구	5,402	247,421	3,025,967	31,843,975	25,408,395
북 구	4,453	196,864	2,419,418	28,617,505	22,952,314
울 주 군	7,845	344,751	4,176,425	46,492,488	36,908,694
경 북	118,316	4,933,960	68,383,624	681,030,227	538,845,896
포 향 시 남 구	9,830	422,443	5,522,663	60,136,434	48,057,409
포 향 시 북 구	11,054	496,653	6,366,833	68,264,708	54,483,982
경 주 시	12,084	528,118	6,806,355	69,725,880	55,110,470
김 천 시	6,645	253,239	3,843,429	37,969,344	29,817,794
안 동 시	7,801	316,710	4,301,569	44,495,026	35,368,215

주 : 진료일 기준(의료이용은 약국제외, 요양급여일수, 진료비와 급여비는 약국포함)이며, 의료급여 포함



# 진료실적 현황 (남자) <계속> Age and District (Male) <Cont'd>

(단위 : 명, 일, 천원)  
Unit : Person, Day, 1,000Won

80세이상					Division
진료실인원수 Patients	입내원일수 Visit	요양급여일수 Reimbursed Days	진료비 Medical Expense	급여비 Benefit	
<b>61,933</b>	<b>3,837,774</b>	<b>41,721,264</b>	<b>494,464,627</b>	<b>394,824,511</b>	<b>Busan</b>
1,053	65,904	703,473	8,450,913	6,842,845	Jung-gu
2,758	181,116	1,808,674	23,411,148	18,848,509	Seo-gu
2,310	141,244	1,547,459	17,812,844	14,326,961	Dong-gu
3,016	213,828	2,052,072	27,541,137	22,429,152	Yeongdo-gu
6,821	421,772	4,650,993	55,752,767	44,414,305	Busanjin-gu
4,759	289,458	3,170,693	36,667,914	29,038,582	Dongnae-gu
5,332	325,968	3,613,875	41,328,590	32,639,535	Nam-gu
4,349	267,187	2,916,407	34,113,978	27,624,798	Buk-gu
6,577	405,955	4,617,722	53,508,517	42,497,057	Haeundae-gu
5,168	326,651	3,375,199	41,823,817	33,746,394	Saha-gu
4,779	302,659	3,133,709	36,564,167	29,025,309	Geumjeong-gu
1,354	76,453	874,487	11,139,027	8,847,342	Gangseo-gu
4,068	244,700	2,766,839	31,118,222	24,428,381	Yeonje-gu
3,849	229,160	2,675,081	30,606,932	24,196,220	Suyeong-gu
3,026	187,306	1,996,817	24,398,848	19,604,757	Sasang-gu
2,714	158,413	1,817,764	20,225,805	16,314,364	Gijang-gun
<b>40,996</b>	<b>2,265,412</b>	<b>28,362,842</b>	<b>307,408,047</b>	<b>245,287,414</b>	<b>Daegu</b>
1,779	99,940	1,240,014	14,075,213	11,216,300	Jung-gu
6,910	365,880	4,814,154	48,753,174	38,891,402	Dong-gu
3,548	201,097	2,369,044	27,124,115	21,852,954	Seo-gu
3,647	203,422	2,570,917	27,998,233	22,503,266	Nam-gu
6,249	342,013	4,271,734	45,135,369	36,085,177	Buk-gu
7,220	405,190	5,134,005	54,888,161	43,654,606	Suseong-gu
7,416	416,861	5,191,750	57,642,473	45,966,624	Dalseo-gu
3,028	172,726	2,041,654	23,752,337	18,855,701	Dalseong-gun
1,199	58,283	729,570	8,038,973	6,261,385	Gunwi-gun
<b>11,759</b>	<b>679,425</b>	<b>7,134,424</b>	<b>92,395,107</b>	<b>73,377,794</b>	<b>Ulsan</b>
2,768	153,212	1,708,847	21,377,433	16,960,374	Jung-gu
3,032	177,220	1,881,301	23,735,380	18,915,566	Nam-gu
1,395	85,454	882,259	11,559,626	9,189,817	Dong-gu
1,475	89,743	864,266	12,385,518	9,954,938	Buk-gu
3,089	173,796	1,797,751	23,337,149	18,357,099	Ulju-gun
<b>60,402</b>	<b>3,133,019</b>	<b>37,170,283</b>	<b>431,322,105</b>	<b>341,549,504</b>	<b>Gyeongbuk</b>
3,473	206,879	2,195,666	27,346,674	21,949,984	Nam-gu
4,168	266,287	2,678,974	34,899,329	27,948,683	Buk-gu
5,841	342,823	3,532,514	44,851,783	35,469,277	Gyeongju-si
3,559	160,700	2,206,117	25,235,869	20,003,032	Gimcheon-si
4,572	227,420	2,676,887	33,155,130	26,124,396	Andong-si

Note : Based on the Treatments (excluding pharmacy from Medical Service Use, including pharmacy in Treatment Days/Medical Expense /Benefit Amount) including Medical aid

제 4-2 표  
Table 4-2

시·군·구별 연령별  
Medical Treatment Activities by

구 분	70 ~ 79세				
	진료실인원수 Patients	입내원일수 Visit	요양급여일수 Reimbursed Days	진료비 Medical Expense	급여비 Benefit
구 미 시	8,642	351,411	5,230,047	46,754,903	36,964,540
영 주 시	5,682	221,036	3,066,420	30,524,796	24,080,111
영 천 시	6,251	285,611	3,779,634	36,046,759	28,537,853
상 주 시	5,782	229,555	3,299,257	34,026,088	26,764,084
문 경 시	4,233	170,001	2,326,453	23,557,074	18,600,396
경 산 시	9,912	425,144	6,056,219	55,279,998	43,610,646
의 성 군	4,057	162,581	2,328,294	23,204,154	18,149,034
청 송 군	1,885	70,052	1,067,795	11,362,098	8,962,403
영 양 군	1,129	35,240	617,780	5,535,965	4,318,603
영 덕 군	2,418	108,969	1,484,385	14,244,370	11,266,648
청 도 군	3,415	150,072	2,061,466	20,163,796	15,845,736
고 령 군	2,112	87,299	1,309,953	12,519,776	9,965,051
성 주 군	3,111	132,344	1,866,415	18,744,861	14,823,891
칠 곡 군	3,816	158,600	2,335,508	21,733,357	17,247,416
예 천 군	3,162	131,377	1,792,284	17,525,328	13,756,330
봉 화 군	2,213	76,027	1,182,514	11,327,223	8,862,261
울 진 군	2,544	102,169	1,419,610	15,042,103	12,026,980
울 립 군	538	19,309	318,741	2,846,186	2,226,045
경 남	125,439	5,595,264	69,895,488	747,815,703	593,888,726
창 원 시 의 창 구	6,992	312,462	3,867,838	41,597,896	33,138,486
창 원 시 성 산 구	5,360	218,028	2,891,649	28,771,910	22,548,376
창원시 마산합포구	8,478	393,132	4,622,341	51,768,484	41,515,175
창원시 마산회원구	7,848	348,624	4,380,717	46,586,950	37,345,570
창 원 시 진 해 구	6,244	279,019	3,386,950	37,292,609	29,510,251
진 주 시	12,336	506,035	6,555,618	70,098,516	55,615,973
통 영 시	5,762	283,487	3,244,454	34,909,450	27,997,976
사 천 시	4,991	219,157	2,641,198	30,863,927	24,799,290
김 해 시	13,798	650,220	7,756,039	87,190,491	69,306,235
밀 양 시	6,289	266,536	3,571,438	37,652,881	29,832,056
거 제 시	6,457	295,963	3,588,628	39,065,403	30,652,107
양 산 시	11,362	510,565	6,647,413	67,048,973	53,127,720
의 령 군	1,781	81,763	1,006,200	10,069,228	7,964,602
함 안 군	3,318	137,507	1,859,321	18,420,528	14,644,614
창 녕 군	3,806	184,531	2,282,339	23,998,869	19,038,434
고 성 군	3,336	150,011	1,836,716	20,101,636	15,897,363
남 해 군	3,079	136,803	1,726,134	17,998,268	14,210,744
하 동 군	2,968	129,291	1,652,700	17,507,145	13,926,802
산 청 군	2,565	107,645	1,354,146	14,871,643	11,608,523
함 양 군	2,390	109,333	1,398,545	14,356,262	11,329,707
거 창 군	3,166	134,905	1,840,723	17,968,004	14,160,864
합 천 군	3,113	140,247	1,784,381	19,676,630	15,717,859

주 : 진료일 기준(의료이용은 약국제외, 요양급여일수, 진료비와 급여비는 약국포함)이며, 의료급여 포함

# 진료실적 현황 (남자) <계속> Age and District (Male) <Cont'd>

(단위 : 명, 일, 천원)  
Unit : Person, Day, 1,000Won

80세이상					Division
진료실인원수 Patients	입내원일수 Visit	요양급여일수 Reimbursed Days	진료비 Medical Expense	급여비 Benefit	
3,615	178,557	2,335,985	24,740,540	19,536,452	Gumi-si
3,270	156,432	1,875,278	21,684,810	17,075,362	Yeongju-si
3,153	181,513	2,086,236	21,949,739	17,299,835	Yeongcheon-si
3,530	169,554	2,139,968	26,512,753	21,074,055	Sangju-si
2,433	112,190	1,403,882	15,782,822	12,504,158	Mungyeong-si
4,672	252,615	3,152,203	34,015,255	27,056,343	Gyeongsan-si
2,720	126,939	1,519,971	17,771,495	14,027,952	Uiseong-gun
1,138	45,947	637,210	7,382,721	5,807,060	Cheongsong-gun
780	30,514	431,607	5,249,237	4,139,705	Yeongyang-gun
1,642	91,227	1,063,700	12,920,966	10,293,220	Yeongdeok-gun
1,830	100,765	1,179,698	12,902,622	10,064,202	Cheongdo-gun
1,123	53,889	718,518	7,085,157	5,555,335	Goryeong-gun
1,547	76,845	962,832	10,227,911	8,012,668	Seongju-gun
1,942	102,631	1,311,889	13,358,465	10,597,423	Chilgok-gun
2,183	105,299	1,253,448	14,368,678	11,320,063	Yecheon-gun
1,442	62,795	798,028	9,088,864	7,133,906	Bonghwa-gun
1,536	70,575	870,532	9,316,525	7,395,029	Uljin-gun
233	10,623	139,140	1,474,758	1,161,363	Ulleung-gun
55,526	3,230,533	33,323,894	419,875,414	332,266,190	Gyeongnam
2,312	137,385	1,376,589	19,068,720	15,275,234	Uichang-gu
1,573	97,036	944,757	13,133,415	10,312,104	Seongsan-gu
3,470	203,146	2,064,122	27,553,948	21,990,329	Masanhappo-gu
2,821	162,667	1,741,796	21,712,635	17,369,800	Masanhoewon-gu
2,640	166,382	1,565,077	20,966,269	16,588,727	Jinhae-gu
5,609	282,666	3,319,012	40,190,954	31,650,722	Jinju-si
2,198	134,153	1,292,974	16,059,787	12,962,097	Tongyeong-si
2,478	134,708	1,425,282	18,466,624	14,528,163	Sacheon-si
5,337	350,948	3,209,378	45,791,685	36,529,846	Gimhae-si
2,987	163,220	1,829,333	20,651,711	16,289,569	Miryang-si
2,299	141,681	1,359,927	17,242,223	13,455,615	Geoje-si
4,678	262,059	3,018,135	33,312,607	26,481,404	Yangsang-si
1,101	78,792	685,522	9,221,150	7,291,880	Uiryeong-gun
1,622	92,984	958,769	13,045,451	10,431,185	Haman-gun
1,980	112,222	1,215,049	13,993,752	11,007,949	Changnyeong-gun
1,759	103,751	1,034,533	13,041,899	10,207,915	Goseong-gun
1,896	119,420	1,084,411	14,667,659	11,585,078	Namhae-gun
1,790	100,054	1,072,481	12,973,188	10,106,136	Hadong-gun
1,450	80,932	810,480	10,361,156	8,153,099	Sancheong-gun
1,525	89,420	932,590	10,771,128	8,432,729	Hamyang-gun
2,011	106,888	1,222,551	13,286,573	10,422,521	Geochang-gun
1,990	110,019	1,161,126	14,362,885	11,194,091	Hapcheon-gun

Note : Based on the Treatments (excluding pharmacy from Medical Service Use, including pharmacy in Treatment Days/Medical Expense /Benefit Amount) including Medical aid

제 4-3 표  
Table 4-3

시·군·구별 연령별  
Medical Treatment Activities by

구 분	계				
	진료실인원수 Patients	입내원일수 Visit	요양급여일수 Reimbursed Days	진료비 Medical Expense	급여비 Benefit
부 산	1,657,358	50,766,538	481,056,662	4,938,187,693	3,823,238,484
중 구	19,622	702,173	6,670,706	71,176,522	56,282,482
서 구	53,110	1,868,308	17,180,857	187,054,239	146,352,817
동 구	44,508	1,546,144	14,733,600	157,245,720	123,917,141
영 도 구	53,462	2,121,515	19,602,033	218,916,171	174,735,519
부 산 진 구	182,585	5,464,547	52,067,528	541,802,602	417,614,158
동 래 구	136,750	3,997,293	37,565,403	375,658,058	286,105,472
남 구	128,277	3,942,327	37,046,393	375,626,965	288,177,820
북 구	136,143	4,079,146	39,772,420	396,015,173	308,008,645
해 운 대 구	193,781	5,679,784	54,459,085	545,285,261	421,351,137
사 하 구	147,346	4,752,453	45,251,106	472,660,506	369,275,422
금 정 구	109,111	3,465,267	32,984,364	325,872,042	252,697,755
강 서 구	68,633	1,715,920	14,842,267	159,626,934	120,340,210
연 제 구	104,993	3,157,364	29,849,682	298,815,480	228,870,208
수 영 구	89,966	2,720,475	25,730,146	261,934,572	201,011,543
사 상 구	100,128	3,101,439	30,672,498	312,824,210	243,630,872
기 장 군	88,943	2,452,383	22,628,574	237,673,238	184,867,281
대 구	1,189,595	32,420,452	325,555,059	3,093,053,748	2,392,456,944
중 구	45,409	1,143,664	11,336,576	112,136,541	86,067,059
동 구	171,750	4,873,770	50,683,775	468,562,074	364,060,593
서 구	81,213	2,644,116	27,158,815	259,457,716	204,411,448
남 구	71,017	2,168,132	22,574,798	215,740,935	169,924,728
북 구	208,673	5,442,561	54,587,988	514,688,068	396,298,546
수 성 구	206,202	5,373,172	52,789,971	496,828,110	382,079,777
달 서 구	265,335	7,080,752	70,513,975	675,427,639	521,055,770
달 성 군	128,855	3,324,005	31,340,159	309,759,428	237,555,173
군 위 군	11,141	370,280	4,569,002	40,453,236	31,003,850
울 산	531,420	13,532,270	127,818,086	1,303,435,531	992,911,585
중 구	101,405	2,646,390	26,321,371	263,861,056	201,815,756
남 구	148,343	3,666,536	34,626,130	353,366,683	268,398,359
동 구	72,450	1,947,500	18,598,421	177,408,903	135,411,190
북 구	103,255	2,443,682	21,670,138	229,050,769	173,324,493
울 주 군	105,967	2,828,162	26,602,026	279,748,121	213,961,786
경 북	1,253,967	34,427,976	367,162,764	3,517,473,619	2,714,704,645
포 향 시 남 구	106,926	2,872,254	30,051,157	293,244,655	226,336,672
포 향 시 북 구	131,775	3,508,437	35,453,033	356,550,693	274,805,410
경 주 시	124,868	3,622,184	36,397,774	361,149,818	278,104,969
김 천 시	67,768	1,794,708	20,870,752	197,537,309	152,547,301
안 동 시	76,340	2,072,397	22,076,309	216,989,672	168,856,108

주 : 진료일 기준(의료이용은 약국제외, 요양급여일수, 진료비와 급여비는 약국포함)이며, 의료급여 포함

# 진료실적 현황 (여자)

## Age and District (Female)

(단위 : 명, 일, 천원)  
Unit : Person, Day, 1,000Won

0 ~ 9세					Division
진료실인원수 Patients	입내원일수 Visit	요양급여일수 Reimbursed Days	진료비 Medical Expense	급여비 Benefit	
<b>93,222</b>	<b>2,685,228</b>	<b>11,279,028</b>	<b>152,131,882</b>	<b>123,365,551</b>	<b>Busan</b>
385	10,582	42,158	724,309	593,648	Jung-gu
2,287	66,642	277,106	4,183,097	3,393,948	Seo-gu
1,933	57,757	238,081	4,041,853	3,330,542	Dong-gu
2,100	61,754	248,114	3,626,392	2,918,974	Yeongdo-gu
9,391	277,861	1,153,429	16,351,592	13,428,628	Busanjin-gu
8,693	256,287	1,061,325	13,724,027	11,008,001	Dongnae-gu
6,717	185,522	804,063	11,193,575	9,066,871	Nam-gu
7,606	212,715	926,708	10,838,799	8,689,288	Buk-gu
11,028	303,957	1,289,991	17,120,240	13,887,667	Haeundae-gu
7,393	224,712	942,232	13,298,688	10,870,828	Saha-gu
4,753	128,415	542,345	6,840,310	5,504,003	Geumjeong-gu
8,393	253,068	1,083,109	13,443,304	10,738,769	Gangseo-gu
6,119	177,952	745,035	9,838,367	7,961,117	Yeonje-gu
4,300	112,226	476,884	7,083,557	5,779,061	Suyeong-gu
4,537	131,748	546,500	7,497,749	6,108,012	Sasang-gu
7,587	224,030	901,948	12,326,022	10,086,195	Gijang-gun
<b>72,627</b>	<b>2,066,653</b>	<b>8,842,616</b>	<b>108,794,590</b>	<b>87,692,979</b>	<b>Daegu</b>
3,339	93,319	404,937	4,766,023	3,859,362	Jung-gu
10,654	321,040	1,371,068	16,660,293	13,604,021	Dong-gu
3,193	87,080	361,773	5,320,115	4,421,288	Seo-gu
2,624	69,518	302,732	3,802,918	3,114,223	Nam-gu
12,715	354,695	1,495,655	18,122,734	14,536,811	Buk-gu
12,135	319,225	1,395,459	17,206,313	13,719,725	Suseong-gu
15,330	439,075	1,865,637	22,951,319	18,295,678	Dalseo-gu
12,395	376,836	1,620,561	19,650,948	15,878,503	Dalseong-gun
242	5,865	24,794	313,926	263,367	Gunwi-gun
<b>38,477</b>	<b>1,069,921</b>	<b>4,412,498</b>	<b>57,969,137</b>	<b>46,923,560</b>	<b>Ulsan</b>
6,510	178,057	744,684	9,813,471	7,910,412	Jung-gu
9,626	263,728	1,077,818	13,473,479	10,735,402	Nam-gu
5,713	143,950	627,722	7,595,474	6,088,926	Dong-gu
9,878	298,287	1,175,638	15,641,474	12,652,403	Buk-gu
6,750	185,899	786,636	11,445,238	9,536,417	Ulju-gun
<b>73,504</b>	<b>1,900,365</b>	<b>8,438,119</b>	<b>107,928,922</b>	<b>87,873,202</b>	<b>Gyeongbuk</b>
6,653	174,901	749,638	9,860,280	7,996,243	Nam-gu
8,628	222,377	947,884	12,648,319	10,346,285	Buk-gu
6,746	170,669	711,178	9,364,374	7,574,693	Gyeongju-si
4,131	104,307	491,490	5,751,225	4,617,889	Gimcheon-si
4,047	96,470	488,514	7,065,353	5,828,379	Andong-si

Note : Based on the Treatments (excluding pharmacy from Medical Service Use, including pharmacy in Treatment Days/Medical Expense /Benefit Amount) including Medical aid

제 4-3 표  
Table 4-3

시·군·구별 연령별  
Medical Treatment Activities by

구 분	계				
	진료실인원수 Patients	입내원일수 Visit	요양급여일수 Reimbursed Days	진료비 Medical Expense	급여비 Benefit
구 미 시	193,351	4,249,513	43,261,308	401,653,348	306,218,051
영 주 시	49,861	1,441,345	15,335,880	148,387,357	115,362,301
영 천 시	49,080	1,633,882	17,154,920	162,882,256	127,222,117
상 주 시	47,293	1,373,032	16,745,772	155,615,013	120,044,211
문 경 시	34,670	1,027,927	11,569,606	104,783,198	80,273,497
경 산 시	132,235	3,512,443	35,539,539	334,387,816	257,553,479
의 성 군	25,155	841,177	9,820,209	94,704,282	73,179,401
청 송 군	11,865	336,993	4,511,933	40,642,952	31,255,429
영 양 군	7,748	197,982	2,787,173	25,042,788	19,213,926
영 덕 군	17,801	661,993	7,472,772	70,288,459	55,024,572
청 도 군	20,937	751,993	8,096,902	79,853,281	62,009,359
고 령 군	14,811	475,902	5,582,975	51,219,945	39,807,124
성 주 군	20,167	694,748	7,423,382	71,441,721	55,113,434
칠 곡 군	52,282	1,375,463	14,451,411	134,568,372	104,093,352
예 천 군	27,951	820,295	8,534,183	87,399,199	67,630,776
봉 화 군	14,306	419,384	5,178,071	48,912,359	37,934,201
울 진 군	22,818	649,969	7,527,824	69,498,965	54,094,782
울 립 군	3,959	93,955	1,319,879	10,720,161	8,024,174
<b>경 남</b>	<b>1,598,446</b>	<b>44,618,806</b>	<b>419,526,895</b>	<b>4,409,157,546</b>	<b>3,382,585,342</b>
창 원 시 의창구	103,604	2,716,618	24,766,171	266,157,128	203,920,657
창 원 시 성산구	118,626	2,776,978	24,384,083	262,179,396	195,405,698
창원시 마산합포구	88,383	2,586,248	24,162,705	264,817,175	204,580,243
창원시 마산회원구	88,424	2,537,932	23,999,247	254,221,125	196,175,003
창 원 시 진 해 구	91,651	2,399,046	21,753,896	233,683,959	179,108,057
진 주 시	169,933	4,235,976	41,698,590	415,217,277	317,358,500
통 영 시	59,290	1,836,973	17,045,201	176,792,485	138,109,238
사 천 시	53,431	1,603,439	15,064,564	162,369,633	125,757,044
김 해 시	263,053	6,925,697	59,995,979	668,637,308	510,761,356
밀 양 시	51,813	1,623,268	16,881,783	172,344,591	133,368,613
거 제 시	110,260	2,720,272	25,023,049	263,805,803	199,943,842
양 산 시	175,266	4,708,482	43,513,283	448,733,814	344,418,246
의 령 군	12,865	549,242	5,134,037	53,288,446	41,339,628
함 안 군	29,529	941,955	9,429,359	98,841,005	76,541,698
창 녕 군	29,031	1,065,270	10,932,779	108,670,946	84,258,293
고 성 군	24,493	848,632	8,484,333	90,203,243	69,219,153
남 해 군	20,859	840,006	7,946,986	81,753,949	63,114,550
하 동 군	20,601	725,094	7,718,569	75,284,880	58,012,986
산 청 군	17,041	604,473	6,220,056	63,173,601	48,905,299
함 양 군	18,978	670,756	7,061,469	68,039,489	52,675,208
거 창 군	30,288	904,118	9,754,850	93,932,519	72,580,038
합 천 군	21,027	798,331	8,555,906	87,009,775	67,031,991

주 : 진료일 기준(의료이용은 약국제외, 요양급여일수, 진료비와 급여비는 약국포함)이며, 의료급여 포함

# 진료실적 현황 (여자) <계속> Age and District (Female) <Cont'd>

(단위 : 명, 일, 천원)  
Unit : Person, Day, 1,000Won

0 ~ 9세					Division
진료실인원수 Patients	입내원일수 Visit	요양급여일수 Reimbursed Days	진료비 Medical Expense	급여비 Benefit	
15,835	419,240	1,872,893	23,333,716	18,935,179	Gumi-si
2,322	55,283	296,175	3,240,092	2,567,812	Yeongju-si
2,417	65,367	281,180	3,437,562	2,844,356	Yeongcheon-si
2,003	53,377	227,356	2,620,536	2,107,675	Sangju-si
1,544	40,683	167,861	1,810,953	1,431,541	Mungyeong-si
8,314	239,290	1,033,064	13,839,348	11,391,392	Gyeongsan-si
760	16,577	73,457	941,598	776,326	Uiseong-gun
386	8,323	41,012	547,726	445,489	Cheongsong-gun
251	4,435	20,923	316,177	254,617	Yeongyang-gun
607	14,190	70,958	960,738	806,486	Yeongdeok-gun
573	13,939	56,929	896,833	763,212	Cheongdo-gun
528	13,413	55,859	921,618	782,829	Goryeong-gun
741	19,617	84,155	1,038,070	857,788	Seongju-gun
3,349	86,964	370,384	4,140,879	3,268,697	Chilgok-gun
1,977	46,145	228,640	2,879,115	2,353,558	Yecheon-gun
411	8,694	44,462	626,470	527,581	Bonghwa-gun
1,140	23,729	114,180	1,510,109	1,241,447	Uljin-gun
141	2,375	9,927	177,832	153,731	Ulleung-gun
<b>102,555</b>	<b>2,890,446</b>	<b>11,927,849</b>	<b>163,655,521</b>	<b>132,047,593</b>	<b>Gyeongnam</b>
7,164	202,626	819,502	11,083,998	8,982,743	Uichang-gu
7,949	221,283	892,106	12,752,811	10,288,960	Seongsan-gu
5,486	148,950	647,761	8,647,519	6,859,818	Masanhappo-gu
4,753	138,089	608,785	8,671,283	7,034,588	Masanhoewon-gu
7,070	204,525	817,884	11,636,832	9,426,812	Jinhae-gu
11,312	310,456	1,331,930	17,983,010	14,688,215	Jinju-si
3,259	84,808	350,670	4,286,973	3,380,968	Tongyeong-si
3,103	89,303	369,183	5,389,680	4,384,301	Sacheon-si
19,429	567,783	2,295,271	30,561,623	24,521,619	Gimhae-si
2,159	58,327	221,615	3,164,167	2,559,715	Miryang-si
9,105	252,789	1,019,142	14,567,835	11,452,215	Geoje-si
13,804	420,694	1,737,977	22,959,273	18,691,262	Yangsang-si
374	9,354	42,888	725,551	620,614	Uiryeong-gun
1,358	33,604	149,439	2,039,604	1,613,136	Haman-gun
1,088	27,889	120,968	1,767,856	1,458,819	Changnyeong-gun
850	20,485	87,292	1,272,965	1,019,130	Goseong-gun
600	14,810	62,380	1,025,027	860,886	Namhae-gun
634	14,780	64,645	815,878	650,989	Hadong-gun
448	10,647	47,396	636,140	522,481	Sancheong-gun
665	16,219	66,504	836,819	668,633	Hamyang-gun
1,417	30,408	121,130	2,165,546	1,824,365	Geochang-gun
528	12,617	53,381	665,131	537,325	Hapcheon-gun

Note : Based on the Treatments (excluding pharmacy from Medical Service Use, including pharmacy in Treatment Days/Medical Expense /Benefit Amount) including Medical aid

제 4-3 표  
Table 4-3

시·군·구별 연령별  
Medical Treatment Activities by

구 분	10 ~ 19세				
	진료실인원수 Patients	입내원일수 Visit	요양급여일수 Reimbursed Days	진료비 Medical Expense	급여비 Benefit
부 산	123,996	1,689,719	7,467,959	102,816,052	75,304,973
중 구	803	10,048	43,553	636,561	476,706
서 구	3,342	44,302	199,013	2,800,965	2,062,968
동 구	2,185	30,285	134,745	1,943,934	1,455,727
영 도 구	3,143	45,894	200,424	3,103,964	2,347,843
부 산 진 구	11,369	155,058	680,289	9,195,750	6,675,638
동 래 구	11,804	160,904	709,653	9,950,974	7,299,543
남 구	10,310	140,531	637,786	8,969,796	6,526,553
북 구	9,959	128,540	569,637	7,542,298	5,459,989
해 운 대 구	16,614	233,629	1,028,385	13,968,117	10,275,316
사 하 구	11,133	151,411	659,534	9,169,758	6,743,174
금 정 구	7,598	101,889	471,320	5,994,900	4,402,392
강 서 구	7,225	101,613	434,206	6,129,238	4,383,339
연 제 구	7,693	106,600	468,176	6,499,634	4,751,303
수 영 구	5,255	69,296	319,040	4,277,267	3,125,270
사 상 구	6,548	88,200	386,131	5,582,953	4,116,630
기 장 군	9,015	121,519	526,067	7,049,945	5,202,583
대 구	100,779	1,315,713	5,977,558	77,949,198	56,757,776
중 구	3,000	36,655	173,451	2,291,575	1,648,737
동 구	12,126	162,017	723,336	9,477,010	6,973,710
서 구	4,605	60,419	280,151	3,636,609	2,720,763
남 구	3,879	53,191	255,512	3,318,448	2,532,268
북 구	18,542	230,950	1,056,559	13,703,542	9,971,219
수 성 구	21,892	292,907	1,359,085	17,437,738	12,643,300
달 서 구	23,978	317,803	1,405,385	18,843,370	13,632,738
달 성 군	12,380	157,684	705,273	8,959,026	6,422,691
군 위 군	377	4,087	18,806	281,880	212,349
울 산	51,270	640,254	2,758,866	38,017,996	27,670,596
중 구	8,784	107,751	474,196	6,708,761	4,882,501
남 구	13,075	161,827	697,465	9,718,255	6,975,137
동 구	7,479	93,980	395,665	5,188,524	3,798,286
북 구	11,803	150,216	637,770	8,775,330	6,363,822
울 주 군	10,129	126,480	553,770	7,627,127	5,650,850
경 북	100,302	1,152,889	5,350,630	71,958,500	52,558,803
포 향 시 남 구	9,596	116,399	518,419	7,174,291	5,261,059
포 향 시 북 구	11,587	134,138	602,796	8,632,803	6,351,369
경 주 시	9,224	109,151	495,907	7,014,765	5,208,349
김 천 시	5,388	58,165	285,377	3,610,291	2,550,884
안 동 시	5,849	62,120	296,679	4,302,079	3,182,504

주 : 진료일 기준(의료이용은 약국제외, 요양급여일수, 진료비와 급여비는 약국포함)이며, 의료급여 포함



# 진료실적 현황 (여자) <계속> Age and District (Female) <Cont'd>

(단위 : 명, 일, 천원)  
Unit : Person, Day, 1,000Won

20 ~ 29세					Division
진료실인원수 Patients	입내원일수 Visit	요양급여일수 Reimbursed Days	진료비 Medical Expense	급여비 Benefit	
<b>180,540</b>	<b>2,302,212</b>	<b>12,527,855</b>	<b>174,244,465</b>	<b>126,166,288</b>	<b>Busan</b>
2,798	33,762	181,828	2,577,275	1,861,130	Jung-gu
6,281	77,002	419,673	6,042,548	4,365,607	Seo-gu
4,706	60,758	328,584	4,853,085	3,506,069	Dong-gu
4,314	58,712	312,454	4,865,640	3,638,869	Yeongdo-gu
25,340	324,939	1,735,848	25,179,106	18,190,203	Busanjin-gu
13,442	173,610	979,221	12,851,577	9,264,647	Dongnae-gu
15,492	192,929	1,038,905	13,944,426	9,997,815	Nam-gu
13,598	170,559	925,131	12,508,995	8,963,131	Buk-gu
18,922	241,850	1,362,000	18,056,661	13,165,322	Haeundae-gu
15,125	190,246	1,026,821	14,752,588	10,786,453	Saha-gu
13,412	170,342	937,228	12,686,872	9,305,527	Geumjeong-gu
5,158	66,531	355,308	5,328,452	3,860,567	Gangseo-gu
11,205	149,535	799,703	11,297,819	8,119,475	Yeonje-gu
11,369	149,008	792,279	11,104,367	7,979,428	Suyeong-gu
11,936	148,935	809,876	11,214,951	8,130,496	Sasang-gu
7,442	93,494	522,996	6,980,105	5,031,551	Gijang-gun
<b>130,844</b>	<b>1,551,525</b>	<b>8,727,210</b>	<b>119,345,814</b>	<b>86,841,494</b>	<b>Daegu</b>
6,616	75,831	420,403	5,986,156	4,299,834	Jung-gu
17,284	208,926	1,158,347	16,388,312	12,070,313	Dong-gu
7,781	95,887	526,228	7,414,430	5,456,043	Seo-gu
9,111	107,673	621,578	8,540,187	6,250,036	Nam-gu
25,869	295,928	1,683,828	22,153,342	16,031,851	Buk-gu
21,196	261,071	1,503,211	19,044,444	13,810,378	Suseong-gu
31,325	367,236	2,038,349	28,698,489	20,810,652	Dalseo-gu
11,232	133,708	746,507	10,726,706	7,819,710	Dalseong-gun
430	5,265	28,759	393,747	292,676	Gunwi-gun
<b>51,670</b>	<b>619,274</b>	<b>3,330,438</b>	<b>48,670,037</b>	<b>35,194,358</b>	<b>Ulsan</b>
9,188	108,132	593,266	8,269,505	5,870,795	Jung-gu
16,533	198,860	1,055,829	15,367,026	11,079,982	Nam-gu
6,606	81,218	442,423	6,341,657	4,573,941	Dong-gu
9,495	115,054	611,019	9,163,492	6,655,688	Buk-gu
9,848	116,010	627,901	9,528,356	7,013,953	Ulju-gun
<b>105,195</b>	<b>1,201,132</b>	<b>6,693,931</b>	<b>97,119,256</b>	<b>71,264,165</b>	<b>Gyeongbuk</b>
9,055	102,593	566,806	8,280,025	5,977,989	Nam-gu
11,198	128,403	711,735	10,743,128	7,846,611	Buk-gu
10,228	118,330	665,026	9,104,420	6,656,673	Gyeongju-si
5,438	61,693	357,160	5,337,104	3,942,465	Gimcheon-si
6,673	72,086	406,983	5,633,902	4,103,182	Andong-si

Note : Based on the Treatments (excluding pharmacy from Medical Service Use, including pharmacy in Treatment Days/Medical Expense /Benefit Amount) including Medical aid

제 4-3 표  
Table 4-3

시·군·구별 연령별  
Medical Treatment Activities by

구 분	10 ~ 19세				
	진료실인원수 Patients	입내원일수 Visit	요양급여일수 Reimbursed Days	진료비 Medical Expense	급여비 Benefit
구 미 시	20,461	234,657	1,077,131	13,679,227	9,730,746
영 주 시	3,944	44,069	217,885	3,735,151	2,897,399
영 천 시	2,886	33,940	161,375	1,909,244	1,406,557
상 주 시	3,295	34,508	167,038	2,537,685	1,918,659
문 경 시	2,272	27,928	124,300	1,642,462	1,185,819
경 산 시	10,814	141,057	651,880	8,145,025	5,906,325
의 성 군	917	8,943	41,476	715,148	549,722
청 송 군	475	5,313	26,251	353,287	256,842
영 양 군	372	3,152	18,209	280,779	204,930
영 덕 군	848	8,889	46,188	597,516	444,548
청 도 군	993	11,706	54,160	770,774	566,519
고 령 군	799	8,964	39,765	575,668	422,631
성 주 군	953	10,525	49,594	558,726	397,179
칠 곡 군	5,027	55,210	255,954	3,098,479	2,267,427
예 천 군	2,175	21,905	100,864	1,291,560	903,812
봉 화 군	787	7,386	40,000	453,160	322,199
울 진 군	1,423	12,687	67,064	741,222	526,348
울 립 군	217	2,077	12,318	139,158	96,978
<b>경 남</b>	<b>147,951</b>	<b>1,856,295</b>	<b>8,012,271</b>	<b>115,913,284</b>	<b>85,019,114</b>
창 원 시 의 창 구	9,069	113,607	470,741	7,535,674	5,621,069
창 원 시 성 산 구	11,380	142,849	592,306	8,531,528	6,086,963
창원시 마산합포구	6,922	86,719	364,609	5,557,907	4,020,996
창원시 마산회원구	7,873	98,693	444,508	6,124,858	4,435,940
창 원 시 진 해 구	10,149	129,099	565,346	8,168,719	5,980,010
진 주 시	15,609	176,779	839,275	10,974,776	7,929,311
통 영 시	5,825	74,092	304,475	4,474,651	3,342,945
사 천 시	4,690	57,393	254,231	3,746,812	2,789,262
김 해 시	28,512	377,059	1,587,417	22,591,256	16,460,212
밀 양 시	3,329	41,552	170,918	2,749,022	2,074,288
거 제 시	13,300	166,851	701,646	11,456,099	8,509,715
양 산 시	17,178	231,803	998,777	13,657,534	10,050,097
의 령 군	586	5,953	29,370	434,951	329,736
함 안 군	2,564	29,214	128,784	1,789,493	1,293,761
창 녕 군	1,736	19,368	88,854	1,321,177	994,625
고 성 군	1,702	21,082	92,193	1,446,520	1,092,519
남 해 군	1,096	14,249	62,005	980,578	763,871
하 동 군	1,017	11,151	52,522	731,933	544,610
산 청 군	815	8,098	39,311	484,263	356,368
함 양 군	1,197	13,790	65,513	881,209	667,333
거 창 군	2,458	27,049	115,542	1,679,246	1,240,696
합 천 군	944	9,845	43,928	595,077	434,785

주 : 진료일 기준(의료이용은 약국제외, 요양급여일수, 진료비와 급여비는 약국포함)이며, 의료급여 포함

# 진료실적 현황 (여자) <계속> Age and District (Female) <Cont'd>

(단위 : 명, 일, 천원)  
Unit : Person, Day, 1,000Won

20 ~ 29세						Division
진료실인원수 Patients	입내원일수 Visit	요양급여일수 Reimbursed Days	진료비 Medical Expense	급여비 Benefit		
20,243	234,767	1,284,134	19,569,258	14,416,188	Gumi-si	
3,724	43,263	258,968	3,497,279	2,578,212	Yeongju-si	
3,274	40,847	222,677	3,480,088	2,605,670	Yeongcheon-si	
2,796	30,892	167,167	2,351,737	1,737,502	Sangju-si	
2,320	27,005	140,333	2,019,976	1,479,823	Mungyeong-si	
16,586	190,082	1,040,969	14,839,434	10,888,400	Gyeongsan-si	
1,025	11,186	65,339	950,356	705,133	Uiseong-gun	
525	6,106	37,048	560,762	429,956	Cheongsong-gun	
354	3,729	22,440	354,504	262,581	Yeongyang-gun	
789	8,820	58,184	690,331	494,616	Yeongdeok-gun	
1,028	11,042	65,066	804,885	581,684	Cheongdo-gun	
877	9,726	59,577	774,257	560,717	Goryeong-gun	
1,016	12,119	63,858	1,000,017	737,746	Seongju-gun	
4,118	46,916	262,829	3,674,274	2,708,651	Chilgok-gun	
1,584	17,351	93,582	1,392,458	1,022,131	Yecheon-gun	
599	6,471	37,026	555,318	423,264	Bonghwa-gun	
1,471	15,140	90,691	1,284,599	946,669	Uljin-gun	
274	2,565	16,333	221,143	158,303	Ulleung-gun	
138,973	1,661,243	9,032,589	134,467,972	97,921,042	Gyeongnam	
10,456	123,088	675,318	10,027,906	7,288,440	Uichang-gu	
13,439	166,003	870,403	13,745,757	9,857,589	Seongsan-gu	
7,395	91,172	483,391	7,373,738	5,380,287	Masanhappo-gu	
7,904	93,112	517,536	8,061,549	5,899,279	Masanhoewon-gu	
7,832	96,584	520,198	7,992,069	5,819,367	Jinhae-gu	
18,059	200,395	1,160,433	15,944,738	11,490,442	Jinju-si	
3,847	48,631	262,336	3,711,586	2,731,010	Tongyeong-si	
3,706	43,443	229,581	3,623,869	2,676,503	Sacheon-si	
26,721	325,768	1,710,669	24,990,990	18,069,715	Gimhae-si	
3,613	38,921	204,850	3,635,257	2,749,292	Miryang-si	
8,322	99,601	561,044	8,190,291	6,010,257	Geoje-si	
15,828	198,366	1,075,386	15,045,017	10,910,758	Yangsang-si	
570	6,581	38,383	509,060	369,275	Uiryeong-gun	
1,746	20,985	121,779	1,757,838	1,272,887	Haman-gun	
1,456	17,257	96,639	1,433,463	1,040,342	Changnyeong-gun	
1,308	14,693	82,280	1,270,974	929,826	Goseong-gun	
931	10,975	60,269	1,309,855	1,033,471	Namhae-gun	
968	10,761	56,601	912,755	681,998	Hadong-gun	
855	9,132	53,872	682,565	497,891	Sancheong-gun	
1,010	11,682	65,854	954,176	696,304	Hamyang-gun	
2,049	23,334	123,327	2,382,162	1,834,953	Geochang-gun	
958	10,759	62,440	912,356	681,155	Hapcheon-gun	

Note : Based on the Treatments (excluding pharmacy from Medical Service Use, including pharmacy in Treatment Days/Medical Expense /Benefit Amount) including Medical aid

제 4-3 표  
Table 4-3

시·군·구별 연령별  
Medical Treatment Activities by

구 분	30 ~ 39세				
	진료실인원수 Patients	입내원일수 Visit	요양급여일수 Reimbursed Days	진료비 Medical Expense	급여비 Benefit
부 산	184,832	3,208,469	19,756,433	289,666,070	214,226,862
중 구	1,971	30,966	198,953	2,719,628	2,004,503
서 구	4,914	83,824	508,368	7,715,102	5,743,799
동 구	5,137	87,871	525,187	7,981,013	5,860,579
영 도 구	4,353	78,545	502,954	7,154,774	5,447,891
부 산 진 구	23,772	405,964	2,478,006	37,557,115	27,659,902
동 래 구	15,117	263,708	1,636,222	24,018,336	17,707,749
남 구	12,593	218,221	1,313,332	19,647,574	14,553,295
북 구	14,900	255,940	1,587,427	23,671,556	17,701,748
해 운 대 구	20,317	366,312	2,262,194	32,470,876	23,855,263
사 하 구	14,908	260,661	1,662,451	23,083,798	17,065,150
금 정 구	9,987	173,015	1,049,865	15,028,808	11,152,941
강 서 구	11,501	200,733	1,184,656	18,114,679	13,340,922
연 제 구	12,547	218,228	1,352,837	19,654,711	14,398,347
수 영 구	11,273	195,162	1,185,820	17,129,615	12,587,148
사 상 구	10,774	180,761	1,148,286	16,068,215	11,983,061
기 장 군	10,768	188,558	1,159,875	17,650,269	13,164,564
대 구	128,416	2,088,055	12,969,658	194,719,915	145,262,086
중 구	6,849	107,479	642,075	10,595,023	7,827,754
동 구	19,834	331,321	1,998,897	30,800,747	23,058,265
서 구	7,681	126,368	805,641	11,944,816	9,072,791
남 구	7,218	115,619	761,256	10,720,558	8,043,158
북 구	21,900	348,799	2,179,076	32,845,060	24,529,278
수 성 구	19,341	317,028	1,972,326	28,657,068	21,267,931
달 서 구	27,558	446,163	2,781,250	40,864,238	30,284,613
달 성 군	17,541	287,381	1,780,952	27,581,615	20,655,805
군 위 군	494	7,897	48,185	710,790	522,492
울 산	62,223	1,025,993	6,140,724	94,379,966	70,001,387
중 구	11,106	177,174	1,092,107	16,361,846	12,059,225
남 구	18,043	295,401	1,758,640	27,583,652	20,463,544
동 구	8,418	139,563	859,849	12,420,168	9,259,362
북 구	13,943	230,968	1,348,476	20,720,105	15,231,577
울 주 군	10,713	182,887	1,081,652	17,294,195	12,987,679
경 북	117,686	1,844,281	11,830,845	175,360,518	131,721,046
포 향 시 남 구	10,581	161,686	1,051,964	15,562,650	11,468,287
포 향 시 북 구	13,389	206,991	1,329,329	19,688,081	14,477,075
경 주 시	11,125	170,918	1,084,742	15,976,667	11,972,354
김 천 시	6,244	100,595	639,086	9,835,275	7,385,934
안 동 시	6,426	96,763	614,580	9,576,939	7,371,323

주 : 진료일 기준(의료이용은 약국제외, 요양급여일수, 진료비와 급여비는 약국포함)이며, 의료급여 포함

# 진료실적 현황 (여자) <계속> Age and District (Female) <Cont'd>

(단위 : 명, 일, 천원)  
Unit : Person, Day, 1,000Won

40 ~ 49세					Division
진료실인원수 Patients	입내원일수 Visit	요양급여일수 Reimbursed Days	진료비 Medical Expense	급여비 Benefit	
<b>228,408</b>	<b>4,373,465</b>	<b>37,431,568</b>	<b>416,635,850</b>	<b>311,504,275</b>	<b>Busan</b>
1,933	40,859	368,937	3,964,516	3,034,824	Jung-gu
6,248	126,045	1,099,100	12,661,529	9,618,912	Seo-gu
4,984	99,395	853,961	10,253,133	7,780,762	Dong-gu
6,132	131,801	1,167,049	13,105,880	10,161,731	Yeongdo-gu
23,113	440,111	3,818,112	43,312,561	32,423,232	Busanjin-gu
21,013	382,454	3,246,002	35,537,775	26,064,766	Dongnae-gu
17,900	335,994	2,859,153	31,440,725	23,263,444	Nam-gu
17,361	327,160	2,807,122	30,483,004	22,840,071	Buk-gu
29,541	572,669	4,830,856	52,597,333	39,129,837	Haeundae-gu
19,649	394,040	3,489,348	38,405,927	28,936,807	Saha-gu
13,357	260,406	2,151,626	23,628,899	17,679,698	Geumjeong-gu
12,786	218,446	1,860,420	20,854,065	15,240,976	Gangseo-gu
14,855	284,811	2,426,120	27,109,868	20,087,323	Yeonje-gu
11,597	224,335	1,818,912	21,089,245	15,784,584	Suyeong-gu
12,012	240,601	2,126,195	22,784,337	17,301,771	Sasang-gu
15,927	294,338	2,508,655	29,407,053	22,155,537	Gijang-gun
<b>172,637</b>	<b>3,134,917</b>	<b>27,250,905</b>	<b>290,964,740</b>	<b>218,062,922</b>	<b>Daegu</b>
6,116	107,606	928,185	10,082,673	7,401,503	Jung-gu
23,227	426,789	3,711,061	39,331,356	29,685,330	Dong-gu
8,940	176,887	1,597,159	16,058,235	12,260,659	Seo-gu
8,446	170,812	1,515,678	16,784,706	12,977,733	Nam-gu
30,871	557,109	4,888,768	52,731,976	39,759,199	Buk-gu
33,908	600,416	4,975,375	53,405,350	39,655,316	Suseong-gu
38,883	705,189	6,209,521	65,997,171	49,218,271	Dalseo-gu
21,517	377,017	3,309,341	35,393,314	26,212,191	Dalseong-gun
729	13,092	115,817	1,179,959	892,720	Gunwi-gun
<b>83,829</b>	<b>1,471,329</b>	<b>12,755,032</b>	<b>141,348,541</b>	<b>104,597,944</b>	<b>Ulsan</b>
14,789	257,754	2,245,778	25,264,215	18,706,160	Jung-gu
22,493	392,979	3,375,586	37,736,795	27,894,184	Nam-gu
12,048	221,948	1,911,516	20,561,045	15,442,169	Dong-gu
18,639	321,483	2,781,569	31,570,019	23,251,704	Buk-gu
15,860	277,165	2,440,583	26,216,466	19,303,727	Ulju-gun
<b>165,226</b>	<b>2,814,872</b>	<b>25,735,115</b>	<b>268,413,034</b>	<b>201,021,130</b>	<b>Gyeongbuk</b>
15,598	259,020	2,428,382	26,341,767	19,655,723	Nam-gu
19,097	312,430	2,813,184	31,345,736	23,176,991	Buk-gu
15,700	267,362	2,429,468	25,577,372	19,109,379	Gyeongju-si
8,421	137,156	1,307,075	13,294,809	9,929,472	Gimcheon-si
9,518	158,158	1,427,670	15,076,868	11,523,157	Andong-si

Note : Based on the Treatments (excluding pharmacy from Medical Service Use, including pharmacy in Treatment Days/Medical Expense /Benefit Amount) including Medical aid

제 4-3 표  
Table 4-3

시·군·구별 연령별  
Medical Treatment Activities by

구 분	30 ~ 39세				
	진료실인원수 Patients	입내원일수 Visit	요양급여일수 Reimbursed Days	진료비 Medical Expense	급여비 Benefit
구 미 시	26,694	413,251	2,636,656	39,263,204	29,323,670
영 주 시	3,352	52,402	333,925	4,829,978	3,677,807
영 천 시	3,919	64,892	405,508	6,319,514	4,808,826
상 주 시	2,963	49,009	326,751	4,717,967	3,618,053
문 경 시	2,289	37,070	229,481	3,552,663	2,722,911
경 산 시	14,049	231,846	1,469,984	20,937,977	15,797,461
의 성 군	1,231	20,655	126,849	2,059,248	1,586,949
청 송 군	558	8,600	55,053	881,383	676,991
영 양 군	390	4,303	34,626	433,828	323,313
영 덕 군	905	13,686	106,135	1,297,704	962,331
청 도 군	1,072	18,214	109,075	1,819,421	1,407,939
고 령 군	857	13,179	91,650	1,318,150	1,001,842
성 주 군	1,300	22,710	140,826	2,181,413	1,677,353
칠 곡 군	5,413	82,843	552,680	7,454,358	5,602,431
예 천 군	2,406	36,819	236,660	3,674,637	2,826,580
봉 화 군	607	9,278	61,295	891,820	677,492
울 진 군	1,620	24,818	166,927	2,667,718	2,045,187
울 림 군	296	3,753	27,063	419,921	308,939
<b>경 남</b>	<b>163,923</b>	<b>2,694,268</b>	<b>16,513,211</b>	<b>251,123,518</b>	<b>186,687,996</b>
창 원 시 의 창 구	12,080	202,085	1,221,599	19,413,502	14,437,424
창 원 시 성 산 구	15,583	258,817	1,510,326	24,477,144	17,899,303
창원시 마산합포구	9,061	151,988	895,594	14,707,733	10,918,922
창원시 마산회원구	8,308	135,050	844,694	12,741,275	9,420,997
창 원 시 진 해 구	10,385	168,793	1,044,995	15,910,400	11,755,447
진 주 시	18,180	288,940	1,775,568	26,932,781	20,005,506
통 영 시	4,894	81,315	521,447	7,948,389	6,090,161
사 천 시	4,621	74,017	449,996	6,840,987	5,162,859
김 해 시	30,633	508,806	3,087,981	46,995,873	34,780,329
밀 양 시	3,669	57,360	354,935	5,315,247	4,049,285
거 제 시	12,534	200,716	1,270,108	18,270,649	13,635,383
양 산 시	21,295	366,467	2,232,821	33,124,715	24,737,591
의 령 군	716	10,875	74,346	957,057	708,459
함 안 군	2,073	32,812	208,969	2,980,265	2,208,747
창 녕 군	1,844	27,234	178,585	2,569,680	1,930,434
고 성 군	1,348	21,652	146,804	1,986,764	1,485,296
남 해 군	973	17,153	108,205	1,589,985	1,200,429
하 동 군	1,011	16,731	108,285	1,477,392	1,097,573
산 청 군	798	11,902	83,937	1,174,207	873,951
함 양 군	994	16,355	103,410	1,424,981	1,065,529
거 창 군	2,049	29,929	192,042	2,874,477	2,143,689
합 천 군	874	15,271	98,564	1,410,015	1,080,682

주 : 진료일 기준(의료이용은 약국제외, 요양급여일수, 진료비와 급여비는 약국포함)이며, 의료급여 포함

# 진료실적 현황 (여자) <계속> Age and District (Female) <Cont'd>

(단위 : 명, 일, 천원)  
Unit : Person, Day, 1,000Won

40 ~ 49세					Division
진료실인원수 Patients	입내원일수 Visit	요양급여일수 Reimbursed Days	진료비 Medical Expense	급여비 Benefit	
33,928	554,329	5,118,569	51,985,914	38,505,966	Gumi-si
5,762	102,773	931,372	9,240,487	7,051,148	Yeongju-si
5,002	94,191	825,907	8,970,052	6,837,213	Yeongcheon-si
4,692	83,088	758,836	7,665,111	5,789,068	Sangju-si
3,538	61,245	536,561	4,747,350	3,489,959	Mungyeong-si
18,597	351,661	3,063,360	31,979,895	24,002,792	Gyeongsan-si
1,643	28,380	276,549	2,779,353	2,153,244	Uiseong-gun
869	14,875	145,027	1,438,935	1,066,918	Cheongsong-gun
556	7,994	80,865	818,951	613,817	Yeongyang-gun
1,460	27,788	265,805	2,745,180	2,069,627	Yeongdeok-gun
1,638	32,833	279,339	3,021,196	2,307,233	Cheongdo-gun
1,430	25,360	234,348	2,292,864	1,724,067	Goryeong-gun
1,643	29,739	275,623	2,728,562	2,049,219	Seongju-gun
8,827	151,725	1,446,312	14,866,113	11,226,711	Chilgok-gun
3,311	50,722	451,404	4,793,291	3,584,269	Yecheon-gun
1,084	17,847	165,839	2,049,615	1,636,180	Bonghwa-gun
2,478	40,059	403,116	3,914,563	2,962,926	Ulljin-gun
434	6,137	70,504	739,050	556,052	Ulleung-gun
<b>236,969</b>	<b>4,193,148</b>	<b>35,584,125</b>	<b>402,572,535</b>	<b>298,752,427</b>	<b>Gyeongnam</b>
15,168	272,689	2,218,545	25,929,345	19,302,733	Uichang-gu
18,555	320,316	2,573,123	30,109,570	21,856,126	Seongsan-gu
11,989	210,000	1,705,880	20,682,732	15,472,337	Masanhappo-gu
12,789	229,987	1,920,253	22,038,606	16,467,839	Masanhoewon-gu
16,236	278,967	2,414,826	26,948,795	19,802,034	Jinhae-gu
24,479	405,035	3,516,244	37,802,736	27,936,101	Jinju-si
8,823	156,010	1,320,000	14,339,401	10,823,145	Tongyeong-si
7,631	135,605	1,145,879	12,667,798	9,423,570	Sacheon-si
44,917	810,647	6,769,614	79,741,760	58,916,580	Gimhae-si
5,329	93,420	805,365	9,237,286	6,944,040	Miryang-si
20,766	343,777	3,150,963	32,994,524	24,210,977	Geoje-si
29,191	543,462	4,660,771	52,105,064	38,794,450	Yangsang-si
1,002	19,817	174,098	1,806,330	1,350,132	Uiryeong-gun
3,720	63,547	554,118	6,506,782	4,888,827	Haman-gun
2,762	54,636	458,580	5,244,615	3,956,295	Changnyeong-gun
2,468	47,130	416,299	4,820,391	3,643,073	Goseong-gun
1,737	33,310	284,198	3,224,488	2,480,001	Namhae-gun
1,623	31,562	259,932	2,763,994	2,119,562	Hadong-gun
1,299	22,850	194,709	2,039,602	1,537,482	Sancheong-gun
1,683	30,598	271,704	2,846,400	2,164,843	Hamyang-gun
3,323	62,149	520,800	5,547,234	4,200,921	Geochang-gun
1,479	27,634	248,224	3,175,082	2,461,360	Hapcheon-gun

Note : Based on the Treatments (excluding pharmacy from Medical Service Use, including pharmacy in Treatment Days/Medical Expense /Benefit Amount) including Medical aid

제 4-3 표  
Table 4-3

시·군·구별 연령별  
Medical Treatment Activities by

구 분	50 ~ 59세				
	진료실인원수 Patients	입내원일수 Visit	요양급여일수 Reimbursed Days	진료비 Medical Expense	급여비 Benefit
부 산	268,294	6,932,482	77,804,978	673,438,399	512,618,536
중 구	2,915	83,375	902,403	8,270,519	6,470,193
서 구	7,937	221,138	2,371,557	21,594,312	16,502,595
동 구	6,600	176,735	1,958,431	17,537,813	13,553,266
영 도 구	8,295	246,909	2,650,997	24,531,179	19,293,707
부 산 진 구	27,812	711,762	8,068,045	70,628,602	53,687,506
동 래 구	22,049	548,739	6,185,416	50,955,475	37,918,369
남 구	20,262	515,450	5,652,603	48,711,000	36,627,067
북 구	25,346	647,314	7,528,335	62,761,371	47,695,880
해 운 대 구	34,439	867,931	9,752,818	83,301,733	63,338,313
사 하 구	25,301	690,346	7,798,297	69,864,280	53,763,468
금 정 구	18,138	480,378	5,218,386	43,476,091	33,132,627
강 서 구	8,087	183,063	2,189,867	18,287,529	13,460,023
연 제 구	16,930	425,541	4,763,813	40,898,698	30,898,934
수 영 구	13,626	336,375	3,713,996	31,361,986	23,635,633
사 상 구	17,833	490,961	5,559,060	50,124,775	38,801,290
기 장 군	12,724	306,465	3,490,954	31,133,036	23,839,665
대 구	209,679	5,184,876	59,159,371	484,917,273	368,883,961
중 구	6,298	142,408	1,661,342	14,064,582	10,639,650
동 구	28,243	705,394	8,186,576	66,870,787	51,234,598
서 구	14,648	408,896	4,583,826	38,562,897	30,043,127
남 구	11,423	304,622	3,421,455	28,748,116	22,469,594
북 구	38,334	925,400	10,752,303	85,753,237	64,712,213
수 성 구	38,117	896,749	10,143,547	81,971,906	62,093,376
달 서 구	50,240	1,248,827	14,082,217	116,553,345	88,140,103
달 성 군	20,718	515,271	5,852,642	48,789,578	36,826,862
군 위 군	1,658	37,309	475,463	3,602,823	2,724,437
울 산	100,453	2,357,023	27,392,371	230,020,068	171,664,382
중 구	19,232	449,987	5,292,024	45,069,941	33,847,528
남 구	29,403	670,375	7,758,556	64,931,647	48,066,619
동 구	11,717	305,020	3,485,446	26,946,875	20,206,194
북 구	19,239	443,625	5,255,685	44,157,702	32,787,301
울 주 군	20,862	488,016	5,600,660	48,913,903	36,756,740
경 북	209,249	4,793,992	58,132,074	464,947,888	352,386,992
포 향 시 남 구	18,552	415,200	5,208,609	42,370,543	31,953,784
포 향 시 북 구	23,470	513,987	6,360,873	51,418,556	38,471,164
경 주 시	22,189	501,301	6,043,601	48,870,783	36,883,923
김 천 시	10,685	243,471	3,074,628	24,774,150	18,834,597
안 동 시	11,874	261,787	3,183,835	24,450,200	18,806,705

주 : 진료일 기준(의료이용은 약국제외, 요양급여일수, 진료비와 급여비는 약국포함)이며, 의료급여 포함



# 진료실적 현황 (여자) <계속> Age and District (Female) <Cont'd>

(단위 : 명, 일, 천원)  
Unit : Person, Day, 1,000Won

60 ~ 69세					Division
진료실인원수 Patients	입내원일수 Visit	요양급여일수 Reimbursed Days	진료비 Medical Expense	급여비 Benefit	
<b>292,869</b>	<b>11,065,326</b>	<b>135,592,165</b>	<b>1,127,573,419</b>	<b>867,577,612</b>	<b>Busan</b>
3,987	163,182	1,866,469	16,479,881	12,980,310	Jung-gu
10,065	408,846	4,738,810	41,815,922	32,405,955	Seo-gu
8,380	328,317	3,954,776	33,615,922	26,277,541	Dong-gu
11,291	488,717	5,616,058	51,735,812	40,751,686	Yeongdo-gu
30,913	1,178,919	14,519,994	121,504,585	92,764,995	Busanjin-gu
22,992	845,524	10,386,427	83,970,805	63,682,693	Dongnae-gu
21,903	841,099	10,020,963	84,091,852	64,294,206	Nam-gu
26,126	961,322	12,250,092	97,962,226	75,554,533	Buk-gu
32,269	1,162,680	14,530,266	117,013,869	89,801,330	Haeundae-gu
28,430	1,124,940	13,641,539	117,125,790	91,045,298	Saha-gu
20,882	787,693	9,566,357	76,049,707	58,602,594	Geumjeong-gu
8,800	290,431	3,787,726	31,851,264	23,898,429	Gangseo-gu
18,091	672,032	8,258,757	66,432,189	50,640,061	Yeonje-gu
15,995	597,931	7,086,814	58,602,909	44,723,436	Suyeong-gu
20,247	766,717	9,749,596	81,055,121	62,544,809	Sasang-gu
12,498	446,976	5,617,521	48,265,566	37,609,734	Gijang-gun
<b>189,025</b>	<b>6,767,590</b>	<b>85,854,807</b>	<b>672,141,193</b>	<b>518,240,145</b>	<b>Daegu</b>
5,812	191,611	2,539,374	19,325,849	14,819,540	Jung-gu
29,448	1,050,476	13,654,781	104,386,059	80,471,843	Dong-gu
17,149	674,307	8,174,833	65,871,529	51,149,924	Seo-gu
12,835	474,150	5,969,013	47,658,106	37,351,247	Nam-gu
31,211	1,103,932	14,056,564	110,444,501	84,770,575	Buk-gu
29,413	1,010,548	12,685,835	96,674,361	74,442,569	Suseong-gu
42,360	1,538,540	19,419,039	153,947,794	118,868,062	Dalseo-gu
18,053	636,778	8,126,394	64,548,839	49,372,380	Dalseong-gun
2,744	87,248	1,228,974	9,284,155	6,994,005	Gunwi-gun
<b>83,621</b>	<b>2,823,726</b>	<b>35,886,153</b>	<b>298,738,252</b>	<b>227,526,365</b>	<b>Ulsan</b>
17,893	594,869	7,661,716	63,962,904	48,881,167	Jung-gu
23,526	771,502	9,764,369	82,417,887	62,820,690	Nam-gu
12,728	478,801	6,023,272	45,753,434	34,643,563	Dong-gu
12,365	399,193	5,238,192	44,327,882	33,594,396	Buk-gu
17,109	579,361	7,198,604	62,276,144	47,586,548	Ulju-gun
<b>221,152</b>	<b>7,211,026</b>	<b>97,691,790</b>	<b>759,898,936</b>	<b>579,797,838</b>	<b>Gyeongbuk</b>
19,752	649,906	8,983,137	71,123,903	54,429,545	Nam-gu
23,946	766,851	10,458,533	83,630,799	63,800,122	Buk-gu
22,866	753,031	9,844,626	77,968,381	59,619,115	Gyeongju-si
12,043	385,327	5,555,011	42,578,905	32,360,680	Gimcheon-si
13,597	425,789	5,690,682	43,595,460	33,401,346	Andong-si

Note : Based on the Treatments (excluding pharmacy from Medical Service Use, including pharmacy in Treatment Days/Medical Expense /Benefit Amount) including Medical aid

제 4-3 표  
Table 4-3

시·군·구별 연령별  
Medical Treatment Activities by

구 분	50 ~ 59세				
	진료실인원수 Patients	입내원일수 Visit	요양급여일수 Reimbursed Days	진료비 Medical Expense	급여비 Benefit
구 미 시	34,556	761,280	9,500,618	72,882,757	54,773,862
영 주 시	7,992	183,538	2,145,071	16,817,110	12,794,851
영 천 시	8,050	206,546	2,267,212	20,034,758	15,623,879
상 주 시	7,082	161,189	2,064,096	15,929,702	12,148,553
문 경 시	5,234	121,340	1,403,362	11,740,949	8,896,149
경 산 시	22,820	558,701	6,440,930	51,471,033	38,867,834
의 성 군	3,331	80,751	1,013,661	7,871,845	6,022,802
청 송 군	1,777	33,586	477,865	3,559,829	2,637,675
영 양 군	1,075	20,477	274,224	2,200,874	1,694,461
영 덕 군	2,535	63,559	800,386	6,067,441	4,629,101
청 도 군	3,121	79,136	854,545	7,225,228	5,532,380
고 령 군	2,389	56,806	689,921	5,680,535	4,307,273
성 주 군	3,281	81,093	965,203	7,761,733	5,897,042
칠 곡 군	9,397	231,993	2,629,417	21,782,999	16,689,486
예 천 군	3,477	79,311	938,908	7,507,863	5,740,953
봉 화 군	2,142	48,238	587,846	4,803,934	3,705,806
울 진 군	3,512	77,731	1,000,392	8,301,378	6,439,936
울 립 군	708	12,971	206,871	1,423,688	1,034,774
<b>경 남</b>	<b>279,076</b>	<b>6,608,455</b>	<b>73,362,221</b>	<b>647,392,529</b>	<b>486,286,831</b>
창 원 시 의 창 구	20,201	466,019	5,121,790	45,417,459	33,896,930
창 원 시 성 산 구	25,467	578,546	6,140,166	54,792,739	40,205,824
창원시 마산합포구	13,785	327,470	3,513,808	32,712,325	24,782,476
창원시 마산회원구	15,821	379,454	4,122,250	36,647,779	27,646,261
창 원 시 진 해 구	14,268	327,214	3,649,385	32,389,359	24,247,222
진 주 시	28,438	630,973	7,076,789	62,238,994	46,977,077
통 영 시	10,111	265,625	2,804,757	24,699,495	18,917,297
사 천 시	8,667	212,096	2,310,903	20,902,212	15,951,277
김 해 시	50,224	1,208,970	13,380,403	120,498,337	89,867,494
밀 양 시	8,324	192,785	2,205,410	18,918,764	14,379,463
거 제 시	19,123	440,184	5,116,296	45,081,932	33,746,740
양 산 시	30,114	740,094	8,380,613	72,750,347	54,733,422
의 령 군	1,861	48,729	528,017	4,245,383	3,254,069
함 안 군	4,784	113,509	1,303,810	11,221,764	8,475,005
창 녕 군	4,516	115,561	1,323,983	11,542,343	8,818,975
고 성 군	3,841	90,189	1,046,741	8,921,157	6,699,852
남 해 군	2,957	73,479	830,609	6,933,555	5,205,854
하 동 군	3,272	76,338	865,646	7,112,996	5,408,804
산 청 군	2,671	62,775	684,813	5,684,218	4,248,508
함 양 군	2,912	70,313	771,252	6,336,237	4,771,073
거 창 군	4,790	112,083	1,321,306	10,806,488	8,257,067
합 천 군	2,929	76,049	863,474	7,538,647	5,796,141

주 : 진료일 기준(의료이용은 약국제외, 요양급여일수, 진료비와 급여비는 약국포함)이며, 의료급여 포함

# 진료실적 현황 (여자) <계속> Age and District (Female) <Cont'd>

(단위 : 명, 일, 천원)  
Unit : Person, Day, 1,000Won

60 ~ 69세					Division
진료실인원수 Patients	입내원일수 Visit	요양급여일수 Reimbursed Days	진료비 Medical Expense	급여비 Benefit	
23,632	749,247	10,518,437	77,285,154	58,912,829	Gumi-si
9,764	323,266	4,131,960	33,207,764	25,537,358	Yeongju-si
9,914	363,212	4,477,447	36,686,720	28,405,858	Yeongcheon-si
9,688	299,254	4,404,622	33,086,339	25,009,524	Sangju-si
7,113	233,788	3,094,421	23,967,383	18,168,069	Mungyeong-si
20,166	696,844	8,933,171	69,174,461	52,675,026	Gyeongsan-si
5,966	186,652	2,663,794	20,307,310	15,283,100	Uiseong-gun
2,851	78,069	1,230,444	9,327,879	7,097,977	Cheongsong-gun
1,782	44,513	745,297	5,290,240	3,948,858	Yeongyang-gun
3,799	133,226	1,845,251	14,335,125	10,970,944	Yeongdeok-gun
4,875	167,172	2,132,500	17,442,034	13,324,466	Cheongdo-gun
3,234	107,349	1,471,269	10,999,947	8,376,211	Goryeong-gun
4,804	169,013	2,150,287	17,572,745	13,320,029	Seongju-gun
7,643	268,911	3,526,661	27,271,268	20,869,324	Chilgok-gun
4,906	159,366	2,070,972	17,017,677	12,980,877	Yecheon-gun
3,420	92,661	1,389,615	11,103,241	8,490,545	Bonghwa-gun
4,491	134,719	1,985,907	14,297,671	10,896,181	Ulljin-gun
900	22,860	387,746	2,628,529	1,919,856	Ulleung-gun
<b>262,609</b>	<b>8,998,490</b>	<b>111,094,485</b>	<b>950,721,049</b>	<b>724,414,527</b>	<b>Gyeongnam</b>
17,190	585,257	7,134,792	61,359,325	46,945,262	Uichang-gu
17,362	543,458	6,776,803	55,998,936	41,388,668	Seongsan-gu
16,744	587,581	6,923,077	62,855,094	48,287,045	Masanhappo-gu
16,610	587,580	7,143,994	61,513,977	47,135,013	Masanhoewon-gu
13,383	443,567	5,543,648	47,834,793	36,591,209	Jinhae-gu
26,509	841,666	10,656,953	86,475,800	65,740,497	Jinju-si
11,326	446,339	5,010,287	44,905,263	34,752,615	Tongyeong-si
9,207	326,163	3,805,705	34,172,686	26,290,001	Sacheon-si
34,556	1,226,999	14,809,573	133,582,406	101,895,921	Gimhae-si
11,371	365,060	4,799,910	40,585,604	31,010,603	Miryang-si
15,347	512,763	6,459,640	55,429,662	41,653,548	Geoje-si
25,739	897,456	11,215,779	94,280,468	72,036,990	Yangsan-si
2,782	98,716	1,253,756	9,655,541	7,324,406	Uiryeong-gun
5,664	194,469	2,476,185	21,027,624	16,134,619	Haman-gun
6,488	230,386	2,995,858	24,193,270	18,353,759	Changnyeong-gun
5,222	178,329	2,238,217	19,821,864	15,050,841	Goseong-gun
4,417	158,953	1,944,217	15,796,505	11,931,162	Namhae-gun
4,613	157,274	1,982,984	16,637,042	12,771,253	Hadong-gun
3,882	130,017	1,612,567	13,448,729	10,262,830	Sancheong-gun
3,924	138,218	1,763,771	14,649,171	11,234,158	Hamyang-gun
5,637	190,727	2,452,018	19,708,077	14,947,823	Geochang-gun
4,636	157,512	2,094,751	16,789,213	12,676,302	Hapcheon-gun

Note : Based on the Treatments (excluding pharmacy from Medical Service Use, including pharmacy in Treatment Days/Medical Expense /Benefit Amount) including Medical aid

제 4-3 표  
Table 4-3

시·군·구별 연령별  
Medical Treatment Activities by

구 분	70 ~ 79세				
	진료실인원수 Patients	입내원일수 Visit	요양급여일수 Reimbursed Days	진료비 Medical Expense	급여비 Benefit
부 산	176,609	9,589,053	111,605,132	1,029,530,820	812,079,431
중 구	2,915	166,569	1,859,369	17,967,459	14,379,194
서 구	7,055	415,428	4,497,322	43,448,521	34,459,972
동 구	6,207	337,231	3,928,275	36,791,045	29,336,160
영 도 구	8,353	507,621	5,479,577	55,674,447	44,932,650
부 산 진 구	18,898	1,018,522	12,068,166	112,232,578	88,102,160
동 래 구	13,764	734,127	8,517,994	76,692,341	59,647,445
남 구	14,531	821,522	9,233,251	82,858,585	64,425,520
북 구	13,167	699,893	8,313,499	75,817,922	60,384,087
해 운 대 구	18,559	971,974	11,754,551	104,870,368	82,905,204
사 하 구	16,065	894,880	10,261,793	97,883,253	77,823,617
금 정 구	12,935	693,588	8,079,174	71,647,467	56,414,636
강 서 구	4,083	196,058	2,437,516	22,743,130	17,543,911
연 제 구	11,154	600,496	7,028,005	62,485,732	48,868,991
수 영 구	10,467	559,822	6,428,943	58,975,905	46,052,865
사 상 구	10,602	573,792	6,850,464	65,872,685	52,153,709
기 장 군	7,854	397,530	4,867,233	43,569,382	34,649,310
대 구	109,791	5,481,226	68,764,801	586,563,476	462,407,272
중 구	4,353	205,444	2,627,984	23,175,645	18,215,154
동 구	18,463	904,256	11,788,681	97,489,834	76,676,619
서 구	10,581	567,617	6,704,233	59,414,873	47,283,027
남 구	8,863	448,912	5,540,235	47,412,279	37,725,237
북 구	17,435	878,527	10,968,503	92,214,975	72,271,225
수 성 구	17,610	853,174	10,721,471	88,289,739	69,381,776
달 서 구	21,569	1,090,619	13,675,524	119,417,019	94,578,517
달 성 군	8,824	439,522	5,449,953	48,478,950	38,091,797
군 위 군	2,093	93,155	1,288,217	10,670,161	8,183,921
울 산	37,418	1,853,226	22,233,861	208,919,696	163,535,498
중 구	8,929	425,909	5,309,180	48,761,194	38,227,370
남 구	10,248	508,120	5,968,631	57,291,398	45,028,352
동 구	5,223	275,184	3,306,157	30,402,184	23,932,866
북 구	4,736	235,197	2,857,282	26,861,882	20,919,061
울 주 군	8,282	408,816	4,792,611	45,603,038	35,427,849
경 북	136,635	6,233,017	81,818,676	712,626,008	556,861,436
포 향 시 남 구	10,529	501,979	6,520,337	58,004,163	45,806,417
포 향 시 북 구	11,992	561,116	7,270,575	65,194,254	51,596,819
경 주 시	14,393	694,409	8,348,157	75,171,104	58,526,923
김 천 시	7,827	333,785	4,736,252	42,126,056	32,917,928
안 동 시	9,412	397,074	5,189,002	46,023,223	36,027,247

주 : 진료일 기준(의료이용은 약국제외, 요양급여일수, 진료비와 급여비는 약국포함)이며, 의료급여 포함

# 진료실적 현황 (여자) <계속> Age and District (Female) <Cont'd>

(단위 : 명, 일, 천원)  
Unit : Person, Day, 1,000Won

80세이상					Division
진료실인원수 Patients	입내원일수 Visit	요양급여일수 Reimbursed Days	진료비 Medical Expense	급여비 Benefit	
<b>108,588</b>	<b>8,920,584</b>	<b>67,591,544</b>	<b>972,150,736</b>	<b>780,394,955</b>	<b>Busan</b>
1,915	162,830	1,207,036	17,836,375	14,481,975	Jung-gu
4,981	425,081	3,069,908	46,792,245	37,799,062	Seo-gu
4,376	367,795	2,811,560	40,227,922	32,816,495	Dong-gu
5,481	501,562	3,424,406	55,118,083	45,242,168	Yeongdo-gu
11,977	951,411	7,545,639	105,840,713	84,681,894	Busanjin-gu
7,876	631,940	4,843,143	67,956,747	53,512,259	Dongnae-gu
8,569	691,059	5,486,337	74,769,430	59,423,050	Nam-gu
8,080	675,703	4,864,469	74,429,002	60,719,918	Buk-gu
12,092	958,782	7,648,024	105,886,065	84,992,883	Haeundae-gu
9,342	821,217	5,769,091	89,076,423	72,240,627	Saha-gu
8,049	669,541	4,968,063	70,518,987	56,503,337	Geumjeong-gu
2,600	205,977	1,509,459	22,875,275	17,873,275	Gangseo-gu
6,399	522,169	4,007,236	54,598,462	43,144,659	Yeonje-gu
6,084	476,320	3,907,458	52,309,722	41,344,118	Suyeong-gu
5,639	479,724	3,496,390	52,623,424	42,491,095	Sasang-gu
5,128	379,473	3,033,325	41,291,860	33,128,141	Gijang-gun
<b>75,797</b>	<b>4,829,897</b>	<b>48,008,133</b>	<b>557,657,548</b>	<b>448,308,308</b>	<b>Daegu</b>
3,026	183,311	1,938,825	21,849,014	17,355,525	Jung-gu
12,471	763,551	8,091,028	87,157,675	70,285,894	Dong-gu
6,635	446,655	4,124,971	51,234,211	42,003,824	Seo-gu
6,618	423,635	4,187,339	48,755,616	39,461,230	Nam-gu
11,796	747,221	7,506,732	86,718,701	69,716,175	Buk-gu
12,590	822,054	8,033,662	94,141,189	75,065,405	Suseong-gu
14,092	927,300	9,037,053	108,154,895	87,227,136	Dalseo-gu
6,195	399,808	3,748,536	45,630,451	36,275,236	Dalseong-gun
2,374	116,362	1,339,987	14,015,795	10,917,882	Gunwi-gun
<b>22,459</b>	<b>1,671,524</b>	<b>12,908,143</b>	<b>185,371,839</b>	<b>145,797,495</b>	<b>Ulsan</b>
4,974	346,757	2,908,420	39,649,218	31,430,599	Jung-gu
5,396	403,744	3,169,236	44,846,545	35,334,450	Nam-gu
2,518	207,836	1,546,371	22,199,541	17,465,882	Dong-gu
3,157	249,659	1,764,507	27,832,882	21,868,541	Buk-gu
6,414	463,528	3,519,609	50,843,653	39,698,023	Ulju-gun
<b>125,018</b>	<b>7,276,402</b>	<b>71,471,584</b>	<b>859,220,558</b>	<b>681,220,032</b>	<b>Gyeongbuk</b>
6,610	490,570	4,023,865	54,527,034	43,787,625	Nam-gu
8,468	662,144	4,958,124	73,249,018	58,738,975	Buk-gu
12,397	837,013	6,775,069	92,101,953	72,553,560	Gyeongju-si
7,591	370,209	4,424,673	50,229,495	40,007,453	Gimcheon-si
8,944	502,150	4,778,364	61,265,648	48,612,265	Andong-si

Note : Based on the Treatments (excluding pharmacy from Medical Service Use, including pharmacy in Treatment Days/Medical Expense /Benefit Amount) including Medical aid

제 4-3 표  
Table 4-3

시·군·구별 연령별  
Medical Treatment Activities by

구 분	70 ~ 79세				
	진료실인원수 Patients	입내원일수 Visit	요양급여일수 Reimbursed Days	진료비 Medical Expense	급여비 Benefit
구 미 시	9,982	462,740	6,330,179	51,610,913	40,436,847
영 주 시	6,740	291,934	3,685,039	32,087,736	24,963,561
영 천 시	7,071	363,056	4,495,468	38,014,656	29,805,126
상 주 시	6,913	295,656	4,098,125	37,242,047	28,869,456
문 경 시	5,143	225,821	2,940,750	25,426,293	19,623,497
경 산 시	12,018	585,271	7,468,962	63,094,336	49,343,701
의 성 군	4,716	191,405	2,649,337	23,456,338	18,150,437
청 송 군	2,156	80,809	1,255,145	10,411,507	7,995,623
영 양 군	1,350	44,041	741,866	6,156,507	4,709,441
영 덕 군	3,184	158,788	2,068,940	17,766,997	14,028,200
청 도 군	3,705	182,177	2,275,075	20,533,535	15,877,815
고 령 군	2,306	107,570	1,513,543	12,615,246	9,893,156
성 주 군	3,292	152,047	2,005,683	17,104,789	13,236,161
칠 곡 군	4,305	209,563	2,748,519	23,216,616	18,276,209
예 천 군	3,626	157,131	2,029,631	18,250,650	14,175,897
봉 화 군	2,388	87,509	1,353,541	11,196,259	8,596,199
울 진 군	3,008	129,492	1,739,876	15,247,773	11,971,807
울 립 군	579	19,644	354,674	2,675,011	2,032,967
경 남	145,889	7,302,694	85,704,342	813,160,541	636,464,509
창 원 시 의 창 구	7,334	366,673	4,286,880	41,655,117	32,731,399
창 원 시 성 산 구	5,409	258,540	3,080,186	28,546,949	21,889,346
창원시 마산합포구	10,228	499,600	5,869,974	57,080,625	44,955,060
창원시 마산회원구	9,286	484,631	5,474,616	54,989,342	43,526,626
창 원 시 진 해 구	7,286	363,936	4,244,539	40,904,104	32,131,927
진 주 시	15,301	691,597	8,541,177	75,236,951	58,310,878
통 영 시	6,541	360,178	3,879,063	37,307,663	29,733,910
사 천 시	6,217	310,809	3,482,936	35,005,610	27,413,672
김 해 시	16,514	895,411	9,812,332	101,312,765	80,007,748
밀 양 시	7,411	342,882	4,344,119	40,431,397	31,585,021
거 제 시	6,757	353,796	3,930,939	39,221,815	30,471,102
양 산 시	13,316	665,746	7,980,316	75,204,844	59,362,930
의 령 군	2,073	114,215	1,298,146	11,452,792	8,837,434
함 안 군	3,694	177,512	2,260,529	20,459,769	15,988,453
창 녕 군	4,401	229,160	2,849,766	24,947,835	19,470,130
고 성 군	3,748	185,760	2,214,646	21,127,416	16,283,948
남 해 군	3,575	191,605	2,068,217	18,420,866	14,238,362
하 동 군	3,384	162,747	2,018,770	17,724,822	13,641,803
산 청 군	2,749	131,948	1,554,406	14,907,831	11,501,706
함 양 군	2,929	153,851	1,828,376	15,819,441	12,249,104
거 창 군	3,990	178,461	2,359,887	20,035,100	15,572,373
합 천 군	3,746	183,636	2,324,522	21,367,489	16,561,578

주 : 진료일 기준(의료이용은 약국제외, 요양급여일수, 진료비와 급여비는 약국포함)이며, 의료급여 포함

# 진료실적 현황 (여자) <계속> Age and District (Female) <Cont'd>

(단위 : 명, 일, 천원)  
Unit : Person, Day, 1,000Won

80세이상					Division
진료실인원수 Patients	입내원일수 Visit	요양급여일수 Reimbursed Days	진료비 Medical Expense	급여비 Benefit	
8,020	420,002	4,922,691	52,043,204	41,182,763	Gumi-si
6,261	344,817	3,335,485	41,731,759	33,294,153	Yeongju-si
6,547	401,831	4,018,146	44,029,662	34,884,634	Yeongcheon-si
7,861	366,059	4,531,781	49,463,888	38,845,719	Sangju-si
5,217	253,047	2,932,537	29,875,169	23,275,730	Mungyeong-si
8,871	517,691	5,437,219	60,906,306	48,680,549	Gyeongsan-si
5,566	296,628	2,909,747	35,623,087	27,951,688	Uiseong-gun
2,268	101,312	1,244,088	13,561,644	10,647,959	Cheongsong-gun
1,618	65,338	848,723	9,190,928	7,201,908	Yeongyang-gun
3,674	233,047	2,210,925	25,827,427	20,618,719	Yeongdeok-gun
3,932	235,774	2,270,213	27,339,374	21,648,110	Cheongdo-gun
2,391	133,535	1,427,043	16,041,661	12,738,398	Goryeong-gun
3,137	197,885	1,688,153	21,495,665	16,940,917	Seongju-gun
4,203	241,338	2,658,655	29,063,387	23,184,417	Chilgok-gun
4,489	251,545	2,383,522	30,591,949	24,042,699	Yecheon-gun
2,868	141,300	1,498,447	17,232,542	13,554,935	Bonghwa-gun
3,675	191,594	1,959,671	21,533,931	17,064,281	Uljin-gun
410	21,573	234,443	2,295,828	1,762,574	Ulleung-gun
<b>120,501</b>	<b>8,413,767</b>	<b>68,295,802</b>	<b>930,150,598</b>	<b>734,991,303</b>	<b>Gyeongnam</b>
4,942	384,574	2,817,004	43,734,803	34,714,658	Uichang-gu
3,482	287,166	1,948,664	33,223,962	25,932,920	Seongsan-gu
6,773	482,768	3,758,611	55,199,502	43,903,303	Masanhappo-gu
5,080	391,336	2,922,611	43,432,455	34,608,460	Masanhoewon-gu
5,042	386,361	2,953,075	41,898,885	33,354,030	Jinhae-gu
12,046	690,135	6,800,221	81,627,490	64,280,473	Jinju-si
4,664	319,975	2,592,166	35,119,064	28,337,187	Tongyeong-si
5,589	354,610	3,016,150	40,019,979	31,665,599	Sacheon-si
11,547	1,004,254	6,542,719	108,362,297	86,241,738	Gimhae-si
6,608	432,961	3,774,661	48,307,849	38,016,905	Miryang-si
5,006	349,795	2,813,271	38,592,997	30,253,904	Geoje-si
8,801	644,394	5,230,843	69,606,552	55,100,745	Yangsang-si
2,901	235,002	1,695,033	23,501,782	18,545,503	Uiryeong-gun
3,926	276,303	2,225,746	31,057,866	24,666,262	Haman-gun
4,740	343,779	2,819,546	35,650,707	28,234,914	Changnyeong-gun
4,006	269,312	2,159,861	29,535,192	23,014,668	Goseong-gun
4,573	325,472	2,526,886	32,473,092	25,400,515	Namhae-gun
4,079	243,750	2,309,184	27,108,067	21,096,393	Hadong-gun
3,524	217,104	1,949,045	24,116,046	19,104,083	Sancheong-gun
3,664	219,730	2,125,085	24,291,056	19,158,231	Hamyang-gun
4,575	249,978	2,548,798	28,734,189	22,558,150	Geochang-gun
4,933	305,008	2,766,622	34,556,765	26,802,664	Hapcheon-gun

Note : Based on the Treatments (excluding pharmacy from Medical Service Use, including pharmacy in Treatment Days/Medical Expense /Benefit Amount) including Medical aid





## 제5장

# 주요 암질환 급여현황



제 5-1 표  
Table 5-1

시·군·구별  
Benefits for Major Cancer

구 분		위암 (C16) Gastric cancer				
		진료실인원수 Patients	입내원일수 Visit	요양급여일수 Reimbursed Days	진료비 Medical Expense	급여비 Benefit
부 산		12,641	191,734	1,486,627	57,997,457	52,380,235
중 구		166	2,634	20,263	870,077	809,012
서 구		509	8,779	62,538	2,774,760	2,510,860
동 구		386	6,236	43,080	2,033,191	1,857,366
영 도 구		457	7,417	55,244	2,431,435	2,244,989
부 산 진 구		1,379	20,839	159,347	6,024,069	5,450,015
동 래 구		998	13,410	117,377	4,054,755	3,655,257
남 구		986	13,792	110,112	4,451,852	3,981,083
북 구		1,048	16,279	124,969	4,830,546	4,376,733
해 운 대 구		1,455	23,825	182,912	6,783,436	6,078,860
사 하 구		1,170	18,782	131,975	5,783,142	5,236,983
금 정 구		848	13,577	110,088	3,855,650	3,471,496
강 서 구		387	5,540	41,659	1,843,226	1,658,351
연 제 구		750	10,779	80,904	3,233,370	2,930,770
수 영 구		658	9,729	73,963	2,874,716	2,591,403
사 상 구		820	11,501	104,776	3,697,490	3,315,647
기 장 군		624	8,615	67,420	2,455,742	2,211,411
대 구		7,600	99,428	941,534	30,541,616	27,690,222
중 구		245	2,361	30,072	777,475	713,132
동 구		1,139	17,276	154,455	4,833,023	4,391,259
서 구		618	7,593	82,153	2,880,513	2,648,608
남 구		545	8,325	64,083	2,149,698	1,957,571
북 구		1,285	16,017	155,015	5,038,479	4,547,494
수 성 구		1,220	16,112	140,964	4,651,533	4,198,442
달 서 구		1,659	20,949	206,786	6,818,941	6,174,794
달 성 군		744	9,653	91,370	2,949,954	2,657,818
군 위 군		145	1,142	16,636	442,000	401,104
울 산		3,405	37,189	298,650	13,669,089	12,437,483
중 구		691	7,602	67,802	2,710,293	2,469,833
남 구		951	10,429	77,662	3,726,987	3,393,079
동 구		517	4,661	38,618	1,820,643	1,674,959
북 구		541	6,214	44,296	2,602,265	2,362,201
울 주 군		705	8,283	70,272	2,808,900	2,537,412
경 북		10,213	131,787	1,127,395	41,791,353	37,616,241
포 향 시 남 구		799	11,296	77,262	3,533,740	3,176,930
포 향 시 북 구		1,062	12,700	100,176	3,907,420	3,521,323
경 주 시		1,008	13,181	115,614	3,911,509	3,521,702
김 천 시		589	7,183	61,307	2,555,610	2,306,014
안 동 시		572	8,261	62,294	2,896,360	2,621,666

주 : 진료일 기준(의료이용은 약국제외, 요양급여일수, 진료비와 급여비는 약국포함)이며, 의료급여 포함

# 주요 암질환 급여현황

## Diseases (Gastric cancer, Hepatic cancer)

(단위 : 명, 일, 천원)  
Unit : Person, Day, 1,000Won

간암(C22) Hepatic cancer					Division
진료실인원수 Patients	입내원일수 Visit	요양급여일수 Reimbursed Days	진료비 Medical Expense	급여비 Benefit	
<b>6,532</b>	<b>159,985</b>	<b>1,687,117</b>	<b>70,992,934</b>	<b>65,245,292</b>	<b>Busan</b>
96	2,805	29,237	1,203,388	1,129,455	Jung-gu
280	8,082	75,433	3,081,984	2,863,604	Seo-gu
197	6,433	50,078	2,968,504	2,739,458	Dong-gu
273	7,403	75,131	3,556,719	3,318,441	Yeongdo-gu
718	16,812	163,217	7,907,855	7,233,989	Busanjin-gu
476	10,932	122,856	4,600,879	4,192,925	Dongnae-gu
474	11,446	126,381	5,453,745	5,010,985	Nam-gu
531	11,284	137,439	5,023,740	4,626,659	Buk-gu
695	15,252	175,506	7,406,698	6,796,999	Haeundae-gu
629	16,008	170,755	7,151,039	6,624,983	Saha-gu
472	12,080	122,735	4,825,034	4,396,404	Geumjeong-gu
201	5,194	53,222	2,038,180	1,859,307	Gangseo-gu
397	9,915	97,042	3,989,084	3,657,388	Yeonje-gu
326	7,645	89,429	3,494,740	3,181,647	Suyeong-gu
445	10,047	115,216	4,683,369	4,302,167	Sasang-gu
322	8,647	83,440	3,607,977	3,310,882	Gijang-gun
<b>3,644</b>	<b>73,011</b>	<b>854,157</b>	<b>31,977,955</b>	<b>29,356,799</b>	<b>Daegu</b>
130	2,509	32,638	1,265,818	1,151,778	Jung-gu
592	11,305	142,765	4,897,294	4,510,351	Dong-gu
342	7,218	76,318	3,090,466	2,861,757	Seo-gu
276	5,746	64,893	2,413,254	2,220,086	Nam-gu
627	12,128	138,687	5,301,307	4,867,342	Buk-gu
501	10,859	124,704	4,290,143	3,888,970	Suseong-gu
748	15,219	173,734	6,816,839	6,264,532	Dalseo-gu
348	6,468	81,779	2,980,363	2,738,802	Dalseong-gun
80	1,559	18,639	922,470	853,182	Gunwi-gun
<b>1,627</b>	<b>29,405</b>	<b>421,135</b>	<b>14,957,469</b>	<b>13,605,516</b>	<b>Ulsan</b>
333	6,633	84,877	3,122,239	2,861,751	Jung-gu
404	7,566	110,008	3,833,066	3,475,815	Nam-gu
245	3,301	60,811	1,949,493	1,779,374	Dong-gu
261	5,058	71,925	2,936,434	2,695,901	Buk-gu
384	6,847	93,514	3,116,236	2,792,676	Ulju-gun
<b>5,198</b>	<b>97,784</b>	<b>1,272,151</b>	<b>46,641,203</b>	<b>42,477,386</b>	<b>Gyeongbuk</b>
459	8,633	112,570	4,568,453	4,128,792	Nam-gu
483	8,104	111,320	4,122,811	3,740,891	Buk-gu
477	10,090	119,513	3,986,221	3,620,431	Gyeongju-si
272	4,980	68,937	2,353,413	2,150,753	Gimcheon-si
370	7,795	97,581	3,579,314	3,266,135	Andong-si

Note : Based on the Treatments (excluding pharmacy from Medical Service Use, including pharmacy in Treatment Days/Medical Expense /Benefit Amount) including Medical aid

제 5-1 표  
Table 5-1

시·군·구별  
Benefits for Major Cancer

구 분	위암 (C16) Gastric cancer				
	진료실인원수 Patients	입내원일수 Visit	요양급여일수 Reimbursed Days	진료비 Medical Expense	급여비 Benefit
구 미 시	994	11,809	95,044	3,670,819	3,296,873
영 주 시	423	5,539	47,830	1,736,677	1,549,656
영 천 시	469	6,327	47,829	1,837,344	1,652,267
상 주 시	543	5,774	70,295	2,247,239	2,016,103
문 경 시	380	5,771	58,267	1,650,115	1,475,571
경 산 시	858	12,861	107,795	3,593,935	3,241,774
의 성 군	298	3,871	37,055	1,060,213	964,753
청 송 군	154	1,774	19,696	619,940	562,238
영 양 군	84	1,287	9,610	378,279	336,981
영 덕 군	179	2,239	20,540	809,498	741,434
청 도 군	254	3,332	31,538	1,032,224	926,770
고 령 군	161	1,398	18,440	547,903	495,805
성 주 군	274	2,816	34,868	829,083	742,284
칠 곡 군	372	5,414	42,558	1,743,980	1,559,101
예 천 군	284	3,288	29,227	1,133,504	1,019,404
봉 화 군	166	2,412	15,698	818,202	733,269
울 진 군	240	2,882	20,048	1,135,426	1,026,568
울 립 군	50	372	4,404	142,333	127,756
<b>경 남</b>	<b>11,939</b>	<b>181,066</b>	<b>1,403,866</b>	<b>52,178,703</b>	<b>46,889,770</b>
창 원 시 의 창 구	698	13,214	69,184	3,395,430	3,063,807
창 원 시 성 산 구	682	10,771	65,012	2,913,812	2,624,768
창원시 마산합포구	673	12,635	63,310	3,063,697	2,769,445
창원시 마산회원구	631	11,860	61,239	2,981,080	2,699,400
창 원 시 진 해 구	574	8,975	57,838	2,644,620	2,391,642
진 주 시	1,233	14,924	172,583	4,881,220	4,369,237
통 영 시	425	5,878	53,869	1,811,919	1,637,018
사 천 시	455	6,157	61,352	2,013,771	1,784,710
김 해 시	1,577	23,449	175,928	6,772,462	6,054,288
밀 양 시	566	6,889	60,412	2,065,662	1,860,480
거 제 시	631	9,953	80,762	3,076,827	2,754,901
양 산 시	1,241	18,715	154,594	5,347,091	4,806,650
의 령 군	146	2,778	18,513	768,915	689,613
함 안 군	276	4,354	27,802	1,246,296	1,121,528
창 녕 군	287	4,368	33,609	1,398,429	1,259,188
고 성 군	287	4,166	31,620	1,109,045	1,002,787
남 해 군	213	2,707	26,903	906,096	813,737
하 등 군	273	3,101	38,285	1,069,492	955,981
산 청 군	223	3,030	31,621	947,090	836,503
함 양 군	235	3,713	31,801	1,104,755	998,306
거 창 군	336	5,352	49,955	1,352,428	1,220,334
합 천 군	277	4,077	37,674	1,308,565	1,175,444

주 : 진료일 기준(의료이용은 약국제외, 요양급여일수, 진료비와 급여비는 약국포함)이며, 의료급여 포함

## 주요 암질환 급여현황 <계속>

### Diseases (Gastric cancer, Hepatic cancer) <Cont'd>

(단위 : 명, 일, 천원)  
Unit : Person, Day, 1,000Won

간암(C22) Hepatic cancer					Division
진료실인원수 Patients	입내원일수 Visit	요양급여일수 Reimbursed Days	진료비 Medical Expense	급여비 Benefit	
432	8,134	104,650	3,423,473	3,132,924	Gumi-si
235	3,656	60,399	2,197,982	2,002,825	Yeongju-si
234	4,517	56,370	2,108,412	1,924,351	Yeongcheon-si
239	3,912	56,473	1,755,667	1,580,532	Sangju-si
171	3,569	46,944	1,578,034	1,420,575	Mungyeong-si
411	7,335	98,466	3,999,928	3,675,251	Gyeongsan-si
162	3,150	38,897	1,372,705	1,266,105	Uiseong-gun
70	1,302	16,250	814,414	746,874	Cheongsong-gun
54	1,239	12,591	499,168	449,233	Yeongyang-gun
139	2,519	33,163	1,096,255	998,859	Yeongdeok-gun
142	2,777	35,542	1,254,732	1,144,112	Cheongdo-gun
83	1,507	21,822	925,377	845,297	Goryeong-gun
113	1,891	27,008	886,745	816,908	Seongju-gun
183	4,883	45,983	2,231,140	2,040,984	Chilgok-gun
195	3,130	41,851	1,358,490	1,235,210	Yecheon-gun
86	1,758	21,150	744,152	672,869	Bonghwa-gun
147	2,143	35,004	1,320,330	1,199,389	Uljin-gun
41	760	9,667	463,987	418,085	Ulleung-gun
<b>6,216</b>	<b>145,315</b>	<b>1,519,577</b>	<b>65,293,008</b>	<b>59,544,296</b>	<b>Gyeongnam</b>
320	6,960	74,868	3,442,496	3,143,547	Uichang-gu
280	7,589	76,747	3,059,213	2,746,004	Seongsan-gu
348	9,291	90,714	3,693,436	3,408,914	Masanhappo-gu
329	8,734	93,110	3,879,662	3,514,318	Masanhoewon-gu
273	7,862	71,031	3,554,548	3,257,017	Jinhae-gu
641	13,532	148,789	6,441,313	5,881,129	Jinju-si
328	6,504	79,465	2,897,280	2,640,252	Tongyeong-si
299	5,553	77,940	3,264,557	2,982,189	Sacheon-si
773	20,037	192,506	8,406,538	7,714,044	Gimhae-si
278	5,841	59,929	3,008,868	2,764,060	Miryang-si
365	8,414	90,719	4,162,470	3,792,794	Geoje-si
569	12,077	134,103	4,749,850	4,325,501	Yangsang-si
86	2,233	19,529	1,017,951	918,769	Uiryeong-gun
186	4,504	42,925	2,034,650	1,823,229	Haman-gun
170	4,099	41,286	1,806,266	1,646,616	Changnyeong-gun
161	3,243	37,328	1,527,945	1,391,850	Goseong-gun
164	3,587	41,915	1,764,228	1,618,697	Namhae-gun
126	3,240	29,159	1,261,637	1,163,516	Hadong-gun
107	2,309	23,009	1,047,862	960,096	Sancheong-gun
110	3,074	28,747	1,199,841	1,088,490	Hamyang-gun
174	3,650	36,716	1,727,216	1,553,882	Geochang-gun
129	2,982	29,042	1,345,182	1,209,382	Hapcheon-gun

Note : Based on the Treatments (excluding pharmacy from Medical Service Use, including pharmacy in Treatment Days/Medical Expense /Benefit Amount) including Medical aid

제 5-2 표  
Table 5-2

시·군·구별  
Benefits for Major Cancer

구 분		기관지 및 폐의 악성신생물(C33~C34) Malignant neoplasm of bronchus and lung				
		진료실인원수 Patients	입내원일수 Visit	요양급여일수 Reimbursed Days	진료비 Medical Expense	급여비 Benefit
부 산		8,693	235,831	1,380,592	110,229,208	101,845,689
중 구		127	3,850	22,317	1,918,152	1,807,193
서 구		343	10,984	54,097	4,560,026	4,203,165
동 구		264	7,813	43,883	3,641,023	3,395,449
영 도 구		399	12,967	73,314	5,850,503	5,447,047
부 산 진 구		884	23,737	133,022	11,190,028	10,311,334
동 래 구		632	17,487	101,127	7,925,200	7,289,138
남 구		634	16,327	96,866	8,527,845	7,891,707
북 구		726	16,350	114,812	8,372,750	7,744,748
해 운 대 구		971	27,529	148,233	12,078,242	11,151,055
사 하 구		887	28,101	159,046	12,739,209	11,748,936
금 정 구		571	12,108	86,712	5,945,433	5,508,296
강 서 구		276	7,263	40,284	3,229,181	2,958,028
연 제 구		511	13,644	81,758	6,481,934	5,986,553
수 영 구		421	11,172	65,231	5,500,026	5,101,051
사 상 구		594	15,659	92,465	7,548,735	6,963,153
기 장 군		453	10,840	67,425	4,720,922	4,338,833
대 구		6,291	154,958	927,909	76,440,350	71,136,902
중 구		246	5,449	35,052	2,724,334	2,529,817
동 구		973	22,856	150,311	11,420,729	10,612,907
서 구		572	14,220	85,430	7,323,563	6,856,019
남 구		436	11,038	60,800	5,121,189	4,778,950
북 구		1,000	25,298	146,475	12,186,693	11,342,597
수 성 구		1,034	23,238	145,888	12,061,480	11,184,562
달 서 구		1,314	32,720	191,029	15,778,723	14,710,176
달 성 군		598	17,511	96,027	8,526,838	7,918,670
군 위 군		118	2,628	16,897	1,296,800	1,203,203
울 산		2,511	53,042	310,622	26,577,253	24,483,766
중 구		545	12,263	70,099	6,072,299	5,610,606
남 구		681	15,147	79,323	7,317,390	6,725,278
동 구		358	5,904	43,833	3,838,027	3,546,025
북 구		384	7,931	49,175	3,978,013	3,661,271
울 주 군		543	11,797	68,192	5,371,524	4,940,586
경 북		7,990	175,337	1,162,484	89,962,845	83,468,850
포 항 시 남 구		643	16,019	91,882	8,464,695	7,859,741
포 항 시 북 구		730	16,626	104,486	8,881,468	8,261,488
경 주 시		785	17,401	112,536	8,659,496	8,038,266
김 천 시		490	8,378	62,849	5,054,842	4,692,173
안 동 시		436	10,391	64,195	5,286,577	4,913,740

주 : 진료일 기준(의료이용은 약국제외, 요양급여일수, 진료비와 급여비는 약국포함)이며, 의료급여 포함

## 주요 암질환 급여현황

### Diseases (Malignant neoplasm of bronchus and lung, Colorectal cancer)

(단위 : 명, 일, 천원)  
Unit : Person, Day, 1,000Won

대장암(C18~C20) Colorectal cancer					Division
진료실인원수 Patients	입내원일수 Visit	요양급여일수 Reimbursed Days	진료비 Medical Expense	급여비 Benefit	
<b>11,693</b>	<b>252,681</b>	<b>1,356,009</b>	<b>79,504,001</b>	<b>72,202,755</b>	<b>Busan</b>
197	4,312	27,679	1,297,843	1,195,811	Jung-gu
442	11,071	62,740	3,464,548	3,168,385	Seo-gu
355	8,563	44,219	2,510,347	2,305,057	Dong-gu
460	11,210	56,909	3,912,553	3,602,833	Yeongdo-gu
1,339	29,501	156,178	9,599,711	8,681,696	Busanjin-gu
820	17,601	99,609	4,836,142	4,353,244	Dongnae-gu
839	18,100	93,097	5,741,546	5,165,234	Nam-gu
942	19,525	95,306	5,988,556	5,450,456	Buk-gu
1,304	24,704	153,495	7,624,319	6,916,895	Haeundae-gu
1,126	27,540	133,566	8,688,855	7,914,146	Saha-gu
793	17,363	90,679	5,406,308	4,897,307	Geumjeong-gu
319	6,298	29,751	2,151,417	1,948,684	Gangseo-gu
720	13,774	86,615	4,452,159	4,043,272	Yeonje-gu
614	13,177	76,168	4,166,863	3,796,570	Suyeong-gu
805	18,458	91,632	6,205,666	5,615,149	Sasang-gu
618	11,484	58,366	3,457,167	3,148,014	Gijang-gun
<b>7,391</b>	<b>143,507</b>	<b>714,580</b>	<b>42,319,748</b>	<b>38,847,584</b>	<b>Daegu</b>
268	4,980	26,010	1,780,853	1,655,501	Jung-gu
1,192	22,602	132,396	6,623,630	6,122,197	Dong-gu
700	14,985	68,078	4,324,965	3,999,175	Seo-gu
595	12,619	56,689	4,014,240	3,678,606	Nam-gu
1,238	26,510	139,180	7,498,507	6,893,929	Buk-gu
1,062	20,685	102,240	5,701,077	5,211,906	Suseong-gu
1,487	25,540	116,657	7,616,604	6,956,666	Dalseo-gu
712	13,664	62,002	4,147,510	3,775,095	Dalseong-gun
137	1,922	11,328	612,362	554,509	Gunwi-gun
<b>2,719</b>	<b>44,432</b>	<b>229,095</b>	<b>14,084,030</b>	<b>12,839,837</b>	<b>Ulsan</b>
604	9,272	51,973	2,841,797	2,586,762	Jung-gu
743	12,141	60,583	4,032,350	3,686,657	Nam-gu
393	4,471	23,997	1,579,863	1,443,561	Dong-gu
396	6,836	36,064	1,924,346	1,739,690	Buk-gu
583	11,712	56,478	3,705,674	3,383,167	Ulju-gun
<b>9,287</b>	<b>176,994</b>	<b>912,104</b>	<b>56,112,498</b>	<b>51,148,385</b>	<b>Gyeongbuk</b>
757	15,701	67,607	5,131,869	4,718,455	Nam-gu
888	17,245	79,434	5,296,854	4,821,233	Buk-gu
917	17,834	96,493	5,352,393	4,900,519	Gyeongju-si
482	7,754	42,588	2,504,506	2,280,869	Gimcheon-si
633	13,207	65,643	4,890,280	4,458,135	Andong-si

Note : Based on the Treatments (excluding pharmacy from Medical Service Use, including pharmacy in Treatment Days/Medical Expense /Benefit Amount) including Medical aid

제 5-2 표  
Table 5-2

시·군·구별  
Benefits for Major Cancer

구 분	기관지 및 폐의 악성신생물(C33~C34) Malignant neoplasm of bronchus and lung				
	진료실인원수 Patients	입내원일수 Visit	요양급여일수 Reimbursed Days	진료비 Medical Expense	급여비 Benefit
구 미 시	704	16,150	96,646	7,987,317	7,397,187
영 주 시	351	6,876	49,632	3,402,874	3,138,373
영 천 시	393	8,407	53,426	4,217,015	3,931,406
상 주 시	423	9,029	73,389	4,536,098	4,198,212
문 경 시	282	5,908	49,808	3,127,308	2,895,467
경 산 시	661	14,554	98,096	7,366,530	6,853,055
의 성 군	286	6,861	41,240	3,199,420	2,979,012
청 송 군	123	2,553	19,798	1,383,864	1,290,650
영 양 군	93	1,624	12,859	1,008,319	938,200
영 덕 군	137	2,666	23,792	1,495,135	1,381,760
청 도 군	233	5,232	38,241	2,397,704	2,206,042
고 령 군	136	3,196	21,485	1,361,459	1,259,127
성 주 군	203	4,919	30,412	2,384,424	2,206,721
칠 곡 군	280	5,834	38,830	2,950,299	2,747,880
예 천 군	209	5,080	28,672	2,643,380	2,442,070
봉 화 군	150	3,004	21,569	1,747,674	1,614,650
울 진 군	204	3,718	22,028	1,822,340	1,680,512
울 립 군	38	911	6,613	584,608	543,117
<b>경 남</b>	<b>8,185</b>	<b>213,617</b>	<b>1,198,017</b>	<b>100,744,910</b>	<b>92,981,450</b>
창 원 시 의 창 구	432	12,913	64,746	6,044,151	5,590,953
창 원 시 성 산 구	398	10,407	52,199	4,428,042	4,057,936
창원시 마산합포구	482	13,430	68,814	5,927,773	5,476,785
창원시 마산회원구	487	14,515	70,185	6,152,765	5,710,909
창 원 시 진 해 구	370	10,140	58,100	4,787,841	4,431,003
진 주 시	822	22,056	122,144	10,846,747	10,024,946
통 영 시	343	7,681	50,608	4,423,106	4,084,039
사 천 시	317	8,387	41,862	4,646,156	4,313,736
김 해 시	1,044	27,782	163,998	12,396,444	11,404,630
밀 양 시	372	8,463	48,702	3,753,987	3,446,291
거 제 시	447	11,883	65,522	5,687,799	5,193,487
양 산 시	889	18,820	120,489	8,369,675	7,709,734
의 령 군	102	2,038	15,314	1,196,574	1,116,623
함 안 군	191	5,132	26,681	2,171,725	2,003,464
창 녕 군	239	7,411	37,912	3,209,055	2,952,572
고 성 군	206	6,395	32,088	2,854,062	2,630,053
남 해 군	165	3,666	21,893	1,872,620	1,721,580
하 동 군	171	4,078	23,655	2,310,882	2,147,270
산 청 군	147	3,527	23,750	2,238,187	2,083,170
함 양 군	158	4,424	25,970	2,362,096	2,192,803
거 창 군	215	6,089	35,428	2,714,418	2,516,693
합 천 군	188	4,380	27,957	2,350,806	2,172,773

주 : 진료일 기준(의료이용은 약국제외, 요양급여일수, 진료비와 급여비는 약국포함)이며, 의료급여 포함



## 주요 암질환 급여현황 <계속>

### Diseases (Malignant neoplasm of bronchus and lung, Colorectal cancer) <Cont'd>

(단위 : 명, 일, 천원)

Unit : Person, Day, 1,000Won

대장암(C18-C20) Colorectal cancer						Division
진료실인원수 Patients	입내원일수 Visit	요양급여일수 Reimbursed Days	진료비 Medical Expense	급여비 Benefit		
854	15,701	82,622	5,031,453	4,581,568		Gumi-si
449	7,020	33,044	2,571,868	2,316,174		Yeongju-si
443	7,410	39,948	2,473,114	2,274,982		Yeongcheon-si
418	7,368	52,385	2,301,645	2,086,378		Sangju-si
379	7,348	45,051	2,137,775	1,946,764		Mungyeong-si
853	14,535	85,079	4,715,067	4,305,885		Gyeongsan-si
282	5,841	29,311	1,731,538	1,572,464		Uiseong-gun
165	3,638	21,049	1,209,752	1,100,329		Cheongsong-gun
92	1,886	8,282	619,340	557,643		Yeongyang-gun
174	3,752	21,131	1,018,343	930,795		Yeongdeok-gun
212	5,437	22,337	1,147,110	1,035,977		Cheongdo-gun
124	2,164	9,286	621,339	560,594		Goryeong-gun
196	3,843	18,486	1,057,792	967,078		Seongju-gun
345	6,680	34,092	2,005,265	1,840,160		Chilgok-gun
230	5,704	26,233	1,848,113	1,686,971		Yecheon-gun
162	2,897	12,908	1,024,700	913,420		Bonghwa-gun
201	3,601	15,896	1,301,268	1,180,935		Uljin-gun
31	428	3,199	121,114	111,057		Ulleung-gun
<b>10,208</b>	<b>222,611</b>	<b>1,024,859</b>	<b>64,709,734</b>	<b>58,680,868</b>		<b>Gyeongnam</b>
584	14,832	56,823	3,628,618	3,305,115		Uichang-gu
505	11,513	46,051	3,150,137	2,836,463		Seongsan-gu
652	16,540	58,884	4,322,814	3,957,309		Masanhappo-gu
579	14,935	56,037	3,609,799	3,294,595		Masanhoewon-gu
496	12,562	58,750	3,535,806	3,207,572		Jinhae-gu
1,044	17,728	103,055	5,592,371	5,067,417		Jinju-si
427	7,539	42,632	2,543,687	2,296,639		Tongyeong-si
366	7,649	36,891	2,245,359	2,033,978		Sacheon-si
1,376	32,960	146,115	9,847,765	8,919,579		Gimhae-si
459	9,892	42,583	2,807,793	2,533,164		Miryang-si
581	11,022	59,248	3,769,238	3,415,539		Geoje-si
1,074	22,195	113,012	6,454,420	5,860,951		Yangsang-si
108	3,375	9,326	765,489	698,813		Uiryeong-gun
229	5,351	24,463	1,752,212	1,602,114		Haman-gun
251	5,388	26,378	1,892,133	1,719,604		Changnyeong-gun
205	3,751	18,395	1,191,914	1,077,599		Goseong-gun
190	3,076	16,406	1,092,250	993,293		Namhae-gun
197	4,342	19,766	1,396,036	1,247,604		Hadong-gun
146	3,144	17,117	867,645	787,478		Sancheong-gun
228	5,251	24,920	1,596,853	1,435,191		Hamyang-gun
279	4,454	28,629	1,394,205	1,263,924		Geochang-gun
232	5,112	19,378	1,253,189	1,126,927		Hapcheon-gun

Note : Based on the Treatments (excluding pharmacy from Medical Service Use, including pharmacy in Treatment Days/Medical Expense /Benefit Amount) including Medical aid

제 5-3 표  
Table 5-3

시·군·구별  
Benefits for Major Cancer

구 분		유방암(C50) Breast cancer				
		진료실인원수 Patients	입내원일수 Visit	요양급여일수 Reimbursed Days	진료비 Medical Expense	급여비 Benefit
부 산		16,834	368,122	4,439,394	126,455,653	112,582,802
중 구		198	4,086	49,543	1,595,016	1,434,234
서 구		538	11,351	139,684	4,240,442	3,785,007
동 구		406	11,016	106,393	3,686,644	3,296,706
영 도 구		521	10,540	138,646	3,849,182	3,421,797
부 산 진 구		1,755	39,389	469,357	13,458,298	11,964,555
동 래 구		1,441	30,838	371,246	9,570,854	8,485,420
남 구		1,271	30,214	348,512	10,634,451	9,484,880
북 구		1,399	28,878	391,128	9,705,953	8,574,691
해 운 대 구		2,304	49,659	580,331	16,149,605	14,378,419
사 하 구		1,483	35,479	414,981	12,916,090	11,463,505
금 정 구		1,178	25,979	299,245	8,337,148	7,464,881
강 서 구		541	11,314	136,914	4,336,266	3,829,267
연 제 구		1,054	23,222	278,074	8,127,246	7,271,418
수 영 구		922	21,231	240,737	6,965,226	6,232,979
사 상 구		960	20,595	259,177	7,091,475	6,375,803
기 장 군		863	14,331	215,426	5,791,758	5,119,239
대 구		11,997	225,887	2,665,537	77,363,305	69,946,579
중 구		396	7,404	87,966	2,673,407	2,407,774
동 구		1,727	32,621	406,864	10,869,247	9,806,446
서 구		774	15,468	169,511	4,888,377	4,469,097
남 구		756	14,395	162,745	4,902,073	4,473,650
북 구		2,065	41,611	501,926	13,938,497	12,659,483
수 성 구		2,255	42,746	513,866	15,266,001	13,787,177
달 서 구		2,746	48,004	556,500	16,558,405	14,918,317
달 성 군		1,158	21,674	238,042	7,485,192	6,721,093
군 위 군		120	1,964	28,117	782,106	703,543
울 산		5,392	78,707	1,332,567	28,924,846	25,513,855
중 구		1,073	15,521	269,976	5,429,027	4,774,259
남 구		1,551	21,869	368,064	7,928,297	6,959,481
동 구		716	8,424	177,995	3,748,368	3,313,494
북 구		988	14,910	254,199	5,621,362	4,941,001
울 주 군		1,064	17,983	262,333	6,197,793	5,525,620
경 북		11,695	203,432	2,658,118	77,346,218	69,973,061
포 향 시 남 구		1,097	18,759	241,488	7,210,074	6,502,927
포 향 시 북 구		1,471	24,920	318,896	9,512,441	8,630,235
경 주 시		1,268	23,818	289,707	9,344,164	8,435,529
김 천 시		633	9,915	143,962	4,137,766	3,729,555
안 동 시		645	10,977	145,218	3,940,051	3,500,635

주 : 진료일 기준(의료이용은 약국제외, 요양급여일수, 진료비와 급여비는 약국포함)이며, 의료급여 포함

## 주요 암질환 급여현황 Diseases (Breast cancer, Cervical cancer)

(단위 : 명, 일, 천원)  
Unit : Person, Day, 1,000Won

자궁경부암(C53) Cervical cancer					Division
진료실인원수 Patients	입내원일수 Visit	요양급여일수 Reimbursed Days	진료비 Medical Expense	급여비 Benefit	
<b>2,074</b>	<b>39,820</b>	<b>296,035</b>	<b>11,018,618</b>	<b>9,934,848</b>	<b>Busan</b>
31	938	5,153	280,924	252,301	Jung-gu
68	1,358	6,716	475,605	421,332	Seo-gu
48	1,136	7,321	295,659	268,292	Dong-gu
70	1,263	11,006	400,404	374,553	Yeongdo-gu
210	3,834	34,639	1,125,899	1,029,098	Busanjin-gu
165	2,764	26,143	750,469	667,577	Dongnae-gu
158	3,564	23,730	1,017,309	919,425	Nam-gu
195	3,253	26,951	912,374	823,737	Buk-gu
270	3,741	32,342	1,169,180	1,048,056	Haeundae-gu
174	3,737	24,462	955,663	855,743	Saha-gu
147	2,316	20,687	676,788	615,052	Geumjeong-gu
61	2,007	7,935	512,231	461,894	Gangseo-gu
114	2,312	16,291	535,057	479,554	Yeonje-gu
105	2,108	15,711	446,474	405,279	Suyeong-gu
134	3,301	23,014	853,524	756,461	Sasang-gu
124	2,188	13,934	611,057	556,494	Gijang-gun
<b>1,344</b>	<b>20,969</b>	<b>116,578</b>	<b>5,398,621</b>	<b>4,923,171</b>	<b>Daegu</b>
47	506	4,400	165,822	148,628	Jung-gu
194	3,007	17,419	790,483	726,147	Dong-gu
110	2,225	8,831	592,316	540,171	Seo-gu
102	1,881	9,669	377,624	348,266	Nam-gu
242	4,629	21,499	1,106,706	1,007,511	Buk-gu
177	3,240	18,367	812,284	732,996	Suseong-gu
322	3,533	24,699	1,045,560	954,277	Dalseo-gu
142	1,850	11,025	475,085	434,198	Dalseong-gun
8	98	669	32,740	30,977	Gunwi-gun
<b>452</b>	<b>6,091</b>	<b>50,706</b>	<b>1,718,008</b>	<b>1,553,858</b>	<b>Ulsan</b>
88	1,365	11,635	431,635	385,492	Jung-gu
136	1,517	14,278	532,516	488,186	Nam-gu
50	410	5,220	122,399	116,536	Dong-gu
88	1,737	10,700	353,602	315,183	Buk-gu
90	1,062	8,873	277,855	248,460	Ulju-gun
<b>1,398</b>	<b>21,588</b>	<b>136,209</b>	<b>6,426,029</b>	<b>5,866,298</b>	<b>Gyeongbuk</b>
136	2,879	14,316	821,332	758,569	Nam-gu
143	1,622	13,527	433,868	386,170	Buk-gu
137	2,395	13,871	679,609	627,639	Gyeongju-si
83	1,250	8,536	431,636	389,946	Gimcheon-si
68	975	5,562	214,253	196,695	Andong-si

Note : Based on the Treatments (excluding pharmacy from Medical Service Use, including pharmacy in Treatment Days/Medical Expense /Benefit Amount) including Medical aid

제 5-3 표  
Table 5-3

시·군·구별  
Benefits for Major Cancer

구 분	유방암(C50) Breast cancer				
	진료실인원수 Patients	입내원일수 Visit	요양급여일수 Reimbursed Days	진료비 Medical Expense	급여비 Benefit
구 미 시	1,585	28,857	360,808	11,475,718	10,384,116
영 주 시	452	7,687	107,981	2,970,715	2,691,766
영 천 시	487	7,183	104,128	3,185,255	2,917,008
상 주 시	429	6,592	99,643	2,467,392	2,229,146
문 경 시	323	4,765	78,179	1,911,304	1,734,614
경 산 시	1,172	20,927	270,190	7,451,389	6,755,401
의 성 군	182	3,701	47,782	1,313,361	1,206,225
청 송 군	112	2,019	25,924	746,685	689,712
영 양 군	60	1,202	13,461	302,134	271,254
영 덕 군	169	2,686	42,821	1,131,800	1,022,459
청 도 군	217	4,595	55,445	1,520,768	1,406,506
고 령 군	136	2,061	25,728	748,394	693,245
성 주 군	195	3,936	41,952	1,160,545	1,052,665
칠 곡 군	459	9,485	111,998	3,186,140	2,845,407
예 천 군	219	3,641	48,538	1,361,036	1,220,138
봉 화 군	137	2,178	29,868	805,905	733,901
울 진 군	206	2,974	44,730	1,246,525	1,129,090
울 립 군	41	554	9,671	216,655	191,527
<b>경 남</b>	<b>14,646</b>	<b>293,587</b>	<b>3,681,625</b>	<b>102,991,010</b>	<b>92,031,345</b>
창 원 시 의 창 구	985	25,654	249,816	7,304,113	6,489,352
창 원 시 성 산 구	1,165	26,447	289,748	7,956,370	7,060,100
창원시 마산합포구	793	19,995	210,924	6,027,257	5,420,441
창원시 마산회원구	807	16,682	217,865	5,503,533	4,997,289
창 원 시 진 해 구	831	14,239	206,064	5,848,562	5,202,567
진 주 시	1,544	24,869	341,505	9,856,004	8,945,929
통 영 시	493	9,136	123,146	4,145,874	3,729,832
사 천 시	426	7,485	92,116	3,215,690	2,864,529
김 해 시	2,398	50,373	634,992	17,742,044	15,782,360
밀 양 시	500	8,406	118,151	2,929,100	2,621,256
거 제 시	983	18,470	256,531	7,795,160	6,921,145
양 산 시	1,753	35,182	466,638	11,251,583	9,942,848
의 령 군	98	1,907	22,784	746,356	682,225
함 안 군	249	4,836	62,192	1,897,370	1,678,413
창 녕 군	262	4,950	61,749	1,617,886	1,457,930
고 성 군	215	3,529	52,557	1,500,274	1,347,288
남 해 군	178	3,750	47,346	1,411,782	1,261,480
하 동 군	176	2,810	40,309	964,676	864,305
산 청 군	152	2,427	36,397	1,136,305	1,047,499
함 양 군	172	2,641	40,376	1,041,317	948,482
거 창 군	264	6,188	65,986	1,748,755	1,542,395
합 천 군	202	3,611	44,433	1,350,999	1,223,679

주 : 진료일 기준(의료이용은 약국제외, 요양급여일수, 진료비와 급여비는 약국포함)이며, 의료급여 포함

## 주요 암질환 급여현황 <계속>

### Diseases (Breast cancer, Cervical cancer) <Cont'd>

(단위 : 명, 일, 천원)  
Unit : Person, Day, 1,000Won

자궁경부암(C53) Cervical cancer						Division
진료실인원수 Patients	입내원일수 Visit	요양급여일수 Reimbursed Days	진료비 Medical Expense	급여비 Benefit		
205	2,139	16,912	685,018	623,276		Gumi-si
63	883	7,111	261,085	240,566		Yeongju-si
62	1,232	5,444	498,078	457,478		Yeongcheon-si
46	902	5,304	275,456	248,031		Sangju-si
37	602	5,859	159,539	136,487		Mungyeong-si
151	2,856	15,221	739,209	681,843		Gyeongsan-si
28	245	1,116	70,730	63,251		Uiseong-gun
12	85	1,381	24,714	21,897		Cheongsong-gun
2	30	292	13,646	11,883		Yeongyang-gun
15	207	2,434	75,977	69,595		Yeongdeok-gun
18	441	2,487	120,895	108,086		Cheongdo-gun
20	94	981	29,698	25,291		Goryeong-gun
27	310	1,882	94,335	85,348		Seongju-gun
71	1,449	7,805	546,064	508,737		Chilgok-gun
31	337	1,486	62,295	54,436		Yecheon-gun
19	296	2,637	78,784	71,309		Bonghwa-gun
21	297	1,789	86,231	77,409		Uljin-gun
3	62	256	23,580	22,356		Ulleung-gun
<b>1,785</b>	<b>31,261</b>	<b>196,855</b>	<b>8,851,926</b>	<b>8,000,397</b>		<b>Gyeongnam</b>
109	2,335	10,338	708,084	635,570		Uichang-gu
106	2,285	12,808	586,188	532,525		Seongsan-gu
101	1,732	12,228	522,720	470,879		Masanhappo-gu
104	1,759	12,627	506,318	454,704		Masanhoewon-gu
96	2,164	12,928	553,067	490,246		Jinhae-gu
167	3,353	12,992	962,552	878,146		Jinju-si
90	1,296	10,790	470,015	432,015		Tongyeong-si
47	623	4,303	186,158	173,779		Sacheon-si
306	4,948	39,344	1,309,712	1,184,591		Gimhae-si
71	1,084	8,688	244,571	220,191		Miryang-si
139	2,300	18,873	792,935	711,931		Geoje-si
203	3,143	16,568	831,075	748,579		Yangsang-si
9	56	694	17,645	16,195		Uiryeong-gun
31	630	2,749	164,710	148,194		Haman-gun
43	489	3,601	136,533	124,115		Changnyeong-gun
35	529	2,615	246,552	223,040		Goseong-gun
21	422	3,089	87,398	79,892		Namhae-gun
22	177	1,515	52,457	45,124		Hadong-gun
15	410	1,019	109,350	99,368		Sancheong-gun
11	538	2,161	93,758	83,430		Hamyang-gun
34	329	2,284	146,322	137,714		Geochang-gun
25	659	4,641	123,806	110,168		Hapcheon-gun

Note : Based on the Treatments (excluding pharmacy from Medical Service Use, including pharmacy in Treatment Days/Medical Expense /Benefit Amount) including Medical aid



## 제 6 장

# 만성질환 급여현황



제 6-1 표  
Table 6-1

시·군·구별  
Benefits for Chronic Diseases

구 분		고혈압(110~115) Hypertension				
		진료실인원수 Patients	입내원일수 Visit	요양급여일수 Reimbursed Days	진료비 Medical Expense	급여비 Benefit
부 산		488,787	3,410,382	128,340,602	314,589,416	231,363,473
중 구		6,842	44,883	1,718,548	4,218,999	3,106,336
서 구		17,382	119,636	4,387,772	10,979,461	8,074,458
동 구		15,317	105,293	4,061,519	10,498,955	7,868,849
영 도 구		20,606	139,280	5,533,041	14,026,224	10,545,685
부 산 진 구		50,689	362,834	13,429,004	33,857,894	24,856,056
동 래 구		36,860	263,814	9,764,732	23,441,091	17,052,093
남 구		37,012	249,143	10,078,674	23,219,456	16,834,477
북 구		41,515	310,923	11,019,403	27,194,528	20,174,492
해 운 대 구		53,208	365,163	13,714,779	33,496,496	24,697,089
사 하 구		49,209	352,652	12,327,564	30,756,204	22,800,444
금 정 구		35,680	271,746	9,691,881	24,328,895	18,011,691
강 서 구		15,811	99,893	3,871,720	9,471,805	6,778,539
연 제 구		28,925	188,493	7,916,224	18,835,769	13,793,183
수 영 구		24,289	165,903	6,317,118	15,159,938	11,011,150
사 상 구		31,824	219,765	8,377,399	20,201,424	14,812,623
기 장 군		23,618	150,961	6,131,224	14,902,277	10,946,309
대 구		344,732	2,540,312	93,111,546	228,442,807	168,310,682
중 구		10,839	75,566	2,865,634	6,899,357	5,050,384
동 구		52,551	387,196	14,483,158	35,956,073	26,505,932
서 구		30,883	248,328	8,301,298	21,354,670	15,967,419
남 구		23,581	172,895	6,330,851	15,884,476	11,919,264
북 구		58,278	434,390	16,044,014	38,828,047	28,510,348
수 성 구		53,270	405,342	14,388,926	35,334,014	26,020,372
달 서 구		74,978	538,308	20,229,701	49,411,908	36,304,248
달 성 군		34,545	237,610	8,944,433	21,277,925	15,484,529
군 위 군		5,807	40,677	1,523,531	3,496,335	2,548,187
울 산		149,461	955,188	39,945,886	85,713,041	61,579,451
중 구		29,817	195,520	8,015,660	17,421,047	12,606,175
남 구		40,768	250,383	10,628,959	22,755,888	16,289,330
동 구		22,455	146,307	6,065,953	12,697,921	9,203,083
북 구		23,988	151,895	6,586,681	13,662,556	9,739,607
울 주 군		32,433	211,083	8,648,633	19,175,630	13,741,256
경 북		441,276	3,197,327	118,276,864	284,029,182	206,653,052
포 향 시 남 구		36,749	269,684	9,939,396	24,071,151	17,553,306
포 향 시 북 구		40,220	284,249	10,639,860	26,040,846	18,981,816
경 주 시		45,645	336,556	12,105,835	30,953,736	22,578,666
김 천 시		23,550	169,022	6,527,173	15,993,870	11,540,251
안 동 시		26,406	209,946	7,538,283	17,768,776	12,916,044

주 : 진료일 기준(의료이용은 약국제외, 요양급여일수, 진료비와 급여비는 약국포함)이며, 의료급여 포함



# 만성질환 급여현황 by District (Hypertension, Diabetes)

(단위 : 명, 일, 천원)  
Unit : Person, Day, 1,000Won

당뇨(E10~E14) Diabetes					Division
진료실인원수 Patients	입내원일수 Visit	요양급여일수 Reimbursed Days	진료비 Medical Expense	급여비 Benefit	
<b>273,305</b>	<b>2,044,548</b>	<b>68,218,735</b>	<b>274,969,206</b>	<b>203,518,512</b>	<b>Busan</b>
3,876	28,980	916,483	3,927,377	2,945,482	Jung-gu
9,545	70,647	2,337,719	9,677,904	7,162,558	Seo-gu
8,089	62,567	2,107,357	8,846,634	6,697,795	Dong-gu
11,442	88,074	2,869,923	13,179,137	10,178,682	Yeongdo-gu
30,528	227,298	7,697,232	30,929,312	22,763,418	Busanjin-gu
21,012	158,308	5,098,991	20,516,313	14,932,961	Dongnae-gu
20,202	140,104	5,227,934	20,548,418	14,826,721	Nam-gu
22,792	187,111	5,701,707	24,279,337	18,235,564	Buk-gu
28,598	213,040	7,395,872	28,778,951	21,267,853	Haeundae-gu
27,581	209,128	6,242,553	25,412,008	19,056,331	Saha-gu
17,858	146,604	4,529,855	18,262,294	13,570,796	Geumjeong-gu
8,821	58,734	2,101,849	8,081,401	5,734,170	Gangseo-gu
16,052	115,586	4,109,509	15,563,638	11,409,151	Yeonje-gu
14,044	102,468	3,581,474	13,465,756	9,813,897	Suyeong-gu
18,859	136,074	4,796,797	19,699,044	14,654,128	Sasang-gu
14,006	99,825	3,503,480	13,801,683	10,269,004	Gijang-gun
<b>192,071</b>	<b>1,487,112</b>	<b>50,421,679</b>	<b>192,233,569</b>	<b>141,917,159</b>	<b>Daegu</b>
6,434	49,762	1,668,388	6,725,278	4,923,637	Jung-gu
29,942	230,744	7,844,735	29,531,614	21,860,229	Dong-gu
17,854	149,140	4,713,495	18,903,929	14,290,343	Seo-gu
13,361	101,792	3,370,887	13,216,373	9,967,281	Nam-gu
32,892	249,566	8,745,367	32,355,449	23,663,162	Buk-gu
27,457	221,372	7,265,968	27,374,237	20,140,779	Suseong-gu
41,070	312,991	10,691,165	41,558,693	30,701,060	Dalseo-gu
19,824	149,105	5,228,807	19,493,365	14,153,178	Dalseong-gun
3,237	22,640	892,867	3,074,632	2,217,491	Gunwi-gun
<b>81,107</b>	<b>566,652</b>	<b>20,347,706</b>	<b>74,232,655</b>	<b>53,437,009</b>	<b>Ulsan</b>
16,346	119,855	4,249,843	15,537,617	11,269,705	Jung-gu
21,695	150,853	5,307,752	19,658,763	14,168,190	Nam-gu
11,308	74,757	2,807,794	10,072,924	7,278,023	Dong-gu
13,205	88,515	3,364,145	11,662,156	8,288,085	Buk-gu
18,553	132,672	4,618,172	17,301,195	12,433,006	Ulju-gun
<b>236,384</b>	<b>1,741,164</b>	<b>59,909,415</b>	<b>227,860,413</b>	<b>165,265,928</b>	<b>Gyeongbuk</b>
18,387	132,041	4,377,627	17,612,204	12,864,810	Nam-gu
21,458	153,742	5,090,454	19,979,419	14,557,537	Buk-gu
24,669	186,058	6,047,777	23,778,657	17,268,310	Gyeongju-si
12,806	88,478	3,268,918	12,575,911	9,014,202	Gimcheon-si
14,504	109,172	3,759,685	14,558,249	10,718,525	Andong-si

Note : Based on the Treatments (excluding pharmacy from Medical Service Use, including pharmacy in Treatment Days/Medical Expense /Benefit Amount) including Medical aid

제 6-1 표  
Table 6-1

시·군·구별  
Benefits for Chronic Diseases

구 분	고혈압(110~115) Hypertension				
	진료실인원수 Patients	입내원일수 Visit	요양급여일수 Reimbursed Days	진료비 Medical Expense	급여비 Benefit
구 미 시	48,391	308,894	12,783,152	27,095,138	19,417,472
영 주 시	19,062	146,529	5,004,212	12,036,530	8,718,603
영 천 시	20,436	162,383	5,572,242	14,231,278	10,498,071
상 주 시	20,569	137,798	5,400,278	12,573,202	9,028,776
문 경 시	14,374	111,774	4,104,452	10,319,310	7,520,435
경 산 시	39,075	299,003	10,439,701	25,260,372	18,453,536
의 성 군	12,055	98,102	3,323,365	8,731,990	6,422,641
청 송 군	6,084	33,575	1,602,876	3,649,543	2,668,702
영 양 군	3,885	22,945	1,049,302	2,215,605	1,619,377
영 덕 군	9,464	67,362	2,330,662	5,833,182	4,299,191
청 도 군	10,283	80,705	2,731,025	7,177,753	5,274,599
고 령 군	6,861	51,910	1,907,924	4,483,754	3,280,243
성 주 군	9,340	68,742	2,517,691	5,837,567	4,254,073
칠 곡 군	18,150	123,831	4,705,720	10,824,225	7,873,374
예 천 군	10,294	71,396	2,690,760	6,298,350	4,567,049
봉 화 군	6,941	44,652	1,877,355	4,109,589	2,951,405
울 진 군	11,347	84,788	2,919,406	7,393,696	5,427,570
울 립 군	2,095	13,481	566,194	1,129,719	807,853
<b>경 남</b>	<b>490,320</b>	<b>3,323,505</b>	<b>128,292,188</b>	<b>301,038,328</b>	<b>217,307,735</b>
창 원 시 의 창 구	27,578	187,773	7,390,347	16,494,944	11,881,435
창 원 시 성 산 구	25,946	173,877	7,230,200	15,515,401	11,007,662
창원시 마산합포구	26,542	193,130	7,367,054	16,882,505	12,255,024
창원시 마산회원구	26,888	200,855	7,534,884	17,343,636	12,621,480
창 원 시 진 해 구	24,678	166,617	6,493,811	15,151,951	10,883,047
진 주 시	46,822	306,290	12,424,806	27,539,783	19,853,656
통 영 시	20,999	146,965	5,427,668	13,385,585	9,796,665
사 천 시	20,727	154,382	5,262,152	13,635,908	9,929,889
김 해 시	64,180	413,927	16,295,713	39,317,541	27,989,320
밀 양 시	20,934	145,242	5,470,217	13,432,727	9,725,945
거 제 시	33,019	200,101	8,517,084	18,707,029	13,320,940
양 산 시	48,986	313,742	12,543,589	30,384,903	22,056,240
의 령 군	6,324	45,003	1,552,206	3,715,875	2,710,914
함 안 군	11,548	80,888	3,177,267	7,170,381	5,207,988
창 녕 군	13,816	100,417	3,533,687	8,385,009	6,119,622
고 성 군	10,794	68,914	2,638,765	6,868,068	4,952,850
남 해 군	11,250	86,175	2,928,330	7,253,028	5,304,279
하 동 군	10,075	66,446	2,660,116	6,068,067	4,395,306
산 청 군	7,390	51,059	1,907,955	4,635,428	3,372,875
함 양 군	9,332	69,451	2,218,319	5,642,200	4,121,628
거 창 군	12,150	81,180	3,070,250	7,013,487	5,096,611
합 천 군	10,342	71,071	2,647,768	6,494,871	4,704,357

주 : 진료일 기준(의료이용은 약국제외, 요양급여일수, 진료비와 급여비는 약국포함)이며, 의료급여 포함

# 만성질환 급여현황 <계속> by District (Hypertension, Diabetes) <Cont'd>

(단위 : 명, 일, 천원)  
Unit : Person, Day, 1,000Won

당뇨(E10~E14) Diabetes					Division
진료실인원수 Patients	입내원일수 Visit	요양급여일수 Reimbursed Days	진료비 Medical Expense	급여비 Benefit	
27,715	186,385	7,666,352	25,768,156	18,194,907	Gumi-si
10,905	94,037	2,910,111	11,314,778	8,242,257	Yeongju-si
11,505	91,711	2,859,646	10,742,153	7,959,259	Yeongcheon-si
9,677	68,039	2,562,294	10,077,117	7,319,632	Sangju-si
7,524	58,162	1,917,209	7,209,063	5,198,883	Mungyeong-si
23,350	183,097	5,921,578	22,551,435	16,459,490	Gyeongsan-si
6,258	48,085	1,602,398	6,423,883	4,667,815	Uiseong-gun
2,808	16,553	676,344	2,610,012	1,891,018	Cheongsong-gun
1,569	8,360	390,640	1,383,680	987,340	Yeongyang-gun
4,407	35,473	1,007,323	4,282,584	3,190,403	Yeongdeok-gun
5,141	38,736	1,275,291	4,900,178	3,544,404	Cheongdo-gun
3,649	28,323	945,524	3,597,146	2,622,924	Goryeong-gun
5,212	36,950	1,351,742	5,056,622	3,649,567	Seongju-gun
9,877	66,801	2,548,096	9,099,489	6,517,096	Chilgok-gun
5,784	43,466	1,380,217	5,396,283	3,893,280	Yecheon-gun
3,593	27,055	972,754	3,448,281	2,483,464	Bonghwa-gun
4,541	34,966	1,104,839	4,588,126	3,378,677	Uljin-gun
1,045	5,474	272,596	906,989	642,128	Ulleung-gun
<b>257,841</b>	<b>1,879,776</b>	<b>63,691,041</b>	<b>248,202,035</b>	<b>179,632,665</b>	<b>Gyeongnam</b>
15,443	105,722	3,850,332	14,048,552	10,184,357	Uichang-gu
13,233	89,520	3,549,630	12,214,860	8,606,124	Seongsan-gu
14,385	115,159	3,750,187	14,467,080	10,511,586	Masanhappo-gu
14,318	109,560	3,610,598	13,380,245	9,725,396	Masanhoewon-gu
14,633	109,650	3,630,609	14,216,921	10,310,584	Jinhae-gu
24,995	183,064	6,495,005	24,096,242	17,325,605	Jinju-si
11,381	87,280	2,811,990	11,839,483	8,752,260	Tongyeong-si
9,682	71,092	2,032,489	9,090,783	6,619,779	Sacheon-si
36,636	264,685	8,981,168	36,283,400	26,150,899	Gimhae-si
10,447	72,745	2,448,223	10,086,080	7,385,565	Miryang-si
15,118	104,683	3,815,565	15,001,125	10,734,291	Geoje-si
27,120	195,544	6,883,070	27,030,235	19,709,508	Yangsang-si
3,133	22,813	719,138	2,702,644	1,958,520	Uiryeong-gun
5,854	44,554	1,488,853	5,501,783	3,957,677	Haman-gun
6,747	53,799	1,647,393	6,666,636	4,845,744	Changnyeong-gun
5,527	39,763	1,223,004	5,185,242	3,736,248	Goseong-gun
5,229	40,092	1,178,651	4,846,535	3,524,962	Namhae-gun
4,936	37,167	1,160,375	4,584,641	3,316,733	Hadong-gun
3,835	26,258	965,940	3,698,265	2,625,795	Sancheong-gun
4,396	30,407	841,858	3,410,627	2,470,445	Hamyang-gun
5,749	40,735	1,421,141	5,248,777	3,840,635	Geochang-gun
5,044	35,484	1,185,822	4,601,881	3,339,953	Hapcheon-gun

Note : Based on the Treatments (excluding pharmacy from Medical Service Use, including pharmacy in Treatment Days/Medical Expense /Benefit Amount) including Medical aid

제 6-2 표  
Table 6-2

시·군·구별  
Benefits for Chronic Diseases

구 분		치주질환(K00~K01,K03~K08) Periodontal disease				
		진료실인원수 Patients	입내원일수 Visit	요양급여일수 Reimbursed Days	진료비 Medical Expense	급여비 Benefit
부 산		1,473,621	4,776,051	8,070,491	378,708,775	270,891,130
중 구		16,173	57,718	96,744	5,026,547	3,650,883
서 구		45,033	149,561	252,846	12,833,255	9,265,935
동 구		37,293	123,933	221,758	10,736,399	7,793,038
영 도	구	44,779	156,548	275,788	14,193,969	10,369,057
부 산 진	구	157,704	507,737	867,764	40,553,996	28,945,275
동 래	구	125,006	394,902	658,225	30,194,241	21,429,205
남 구		117,968	389,587	633,475	30,527,609	21,735,487
북 구		123,847	407,074	680,546	31,551,299	22,542,997
해 운 대	구	177,757	570,345	945,281	42,737,747	30,530,001
사 하	구	125,430	421,152	732,189	35,080,293	25,139,797
금 정	구	99,408	321,644	550,525	25,534,199	18,333,636
강 서	구	62,953	181,466	305,983	12,922,569	9,074,414
연 제	구	94,235	299,932	507,296	23,545,106	16,789,532
수 영	구	82,128	271,179	456,601	21,300,557	15,209,789
사 상	구	86,715	288,911	497,383	23,868,655	17,104,665
기 장	군	77,192	234,362	388,087	18,102,334	12,977,419
대 구		1,021,850	2,976,676	5,329,183	234,474,201	168,198,797
중 구		38,308	107,011	184,030	8,335,960	5,949,476
동 구		147,126	432,423	770,901	35,276,304	25,392,954
서 구		65,855	211,168	384,568	18,288,352	13,257,773
남 구		57,709	179,369	329,631	15,800,528	11,546,683
북 구		177,451	504,835	897,577	39,161,401	27,961,338
수 성	구	186,278	526,283	907,594	39,226,905	27,996,627
달 서	구	229,194	667,505	1,219,416	51,352,522	36,854,641
달 성	군	110,316	316,492	574,303	23,575,559	16,780,632
군 위	군	9,613	31,590	61,163	3,456,669	2,458,673
울 산		471,114	1,383,086	2,461,958	99,896,878	70,583,915
중 구		88,413	266,442	471,203	20,183,581	14,378,364
남 구		134,902	390,412	692,818	27,812,424	19,638,977
동 구		64,360	192,957	355,849	13,919,736	9,777,307
북 구		91,033	252,240	447,473	16,777,082	11,798,056
울 주	군	92,406	281,035	494,615	21,204,056	14,991,211
경 북		1,029,696	2,966,582	5,582,302	262,460,202	186,823,312
포 향 시 남	구	91,857	263,891	475,261	21,837,173	15,562,178
포 향 시 북	구	112,672	321,219	587,907	26,444,047	18,908,642
경 주 시		98,286	275,970	503,671	25,916,024	18,390,386
김 천 시		55,031	155,336	302,914	14,251,522	10,162,911
안 동 시		58,787	167,547	321,846	15,301,289	10,869,774

주 : 진료일 기준(의료이용은 약국제외, 요양급여일수, 진료비와 급여비는 약국포함)이며, 의료급여 포함

# 만성질환 급여현황

## by District (Periodontal disease, Arthritis)

(단위 : 명, 일, 천원)  
Unit : Person, Day, 1,000Won

관절염(M00~M19,M22~M25) Arthritis					Division
진료실인원수 Patients	입내원일수 Visit	요양급여일수 Reimbursed Days	진료비 Medical Expense	급여비 Benefit	
<b>550,287</b>	<b>3,411,718</b>	<b>36,332,589</b>	<b>343,259,580</b>	<b>253,287,352</b>	<b>Busan</b>
7,616	53,767	482,852	5,000,635	3,778,408	Jung-gu
20,953	150,156	1,277,965	13,632,395	10,189,879	Seo-gu
18,204	121,095	1,175,655	11,173,843	8,424,006	Dong-gu
25,543	175,998	1,466,844	17,111,692	12,991,829	Yeongdo-gu
62,048	379,105	4,098,960	40,087,146	29,463,022	Busanjin-gu
40,940	242,649	2,965,535	24,396,060	17,743,058	Dongnae-gu
42,074	263,506	2,734,183	25,400,854	18,417,412	Nam-gu
47,177	281,412	3,151,458	29,696,420	22,056,053	Buk-gu
57,653	345,040	3,722,339	33,208,247	24,598,328	Haeundae-gu
51,642	339,909	3,490,941	36,168,185	26,807,744	Saha-gu
35,871	226,200	2,784,488	21,767,792	16,084,311	Geumjeong-gu
16,189	83,506	1,026,846	9,337,826	6,719,793	Gangseo-gu
31,255	181,994	2,064,565	18,861,424	13,783,071	Yeonje-gu
28,282	170,332	1,669,788	16,613,240	12,048,924	Suyeong-gu
38,887	244,165	2,593,707	26,247,983	19,342,310	Sasang-gu
25,953	152,884	1,626,463	14,555,838	10,839,204	Gijang-gun
<b>374,160</b>	<b>2,185,990</b>	<b>25,246,778</b>	<b>209,356,237</b>	<b>154,814,151</b>	<b>Daegu</b>
13,161	73,513	926,782	6,986,006	5,118,123	Jung-gu
58,782	350,201	3,999,342	33,295,290	24,675,134	Dong-gu
31,031	210,516	2,320,408	20,388,017	15,254,876	Seo-gu
26,464	178,062	1,923,171	16,016,253	12,111,743	Nam-gu
62,475	362,856	4,231,344	34,269,444	25,289,851	Buk-gu
59,082	318,616	3,918,558	29,431,983	21,702,702	Suseong-gu
80,270	460,661	5,311,786	45,226,074	33,420,877	Dalseo-gu
36,795	194,654	2,169,485	19,673,604	14,243,124	Dalseong-gun
6,100	36,911	445,902	4,069,565	2,997,721	Gunwi-gun
<b>152,349</b>	<b>854,996</b>	<b>8,655,306</b>	<b>80,776,277</b>	<b>58,489,366</b>	<b>Ulsan</b>
31,070	173,998	1,797,166	17,103,507	12,475,358	Jung-gu
40,750	211,123	2,192,113	20,268,234	14,651,903	Nam-gu
20,758	156,224	1,319,645	13,058,810	9,414,809	Dong-gu
25,540	123,335	1,441,343	12,173,914	8,688,407	Buk-gu
34,231	190,316	1,905,039	18,171,812	13,258,890	Ulju-gun
<b>430,900</b>	<b>2,411,737</b>	<b>27,840,284</b>	<b>246,510,269</b>	<b>181,872,475</b>	<b>Gyeongbuk</b>
34,008	181,945	2,356,985	19,672,491	14,614,025	Nam-gu
39,423	211,113	2,680,504	22,437,095	16,584,900	Buk-gu
40,426	247,123	2,557,828	23,218,923	17,162,336	Gyeongju-si
25,762	131,822	1,626,419	14,497,686	10,643,668	Gimcheon-si
24,549	138,462	1,498,563	14,792,599	10,917,673	Andong-si

Note : Based on the Treatments (excluding pharmacy from Medical Service Use, including pharmacy in Treatment Days/Medical Expense /Benefit Amount) including Medical aid

제 6-2 표  
Table 6-2

시·군·구별  
Benefits for Chronic Diseases

구 분	치주질환(K00~K01,K03~K08) Periodontal disease				
	진료실인원수 Patients	입내원일수 Visit	요양급여일수 Reimbursed Days	진료비 Medical Expense	급여비 Benefit
구 미 시	166,162	437,239	786,694	31,971,876	22,548,842
영 주 시	40,486	124,049	244,109	11,493,265	8,215,820
영 천 시	40,872	129,617	238,353	12,054,985	8,637,274
상 주 시	36,269	106,888	230,211	11,101,233	7,912,692
문 경 시	26,495	81,188	163,689	8,235,231	5,865,516
경 산 시	112,697	322,573	576,535	25,485,018	18,114,414
의 성 군	19,802	68,797	134,890	7,353,835	5,249,041
청 송 군	9,263	28,268	58,047	3,227,347	2,292,603
영 양 군	5,903	19,165	40,036	2,197,093	1,569,241
영 덕 군	12,792	41,405	81,976	4,490,294	3,229,395
청 도 군	16,592	53,870	108,565	5,795,296	4,126,506
고 령 군	12,427	39,294	77,990	3,923,161	2,812,267
성 주 군	17,322	56,917	110,417	5,748,931	4,105,196
칠 곡 군	43,114	123,047	230,512	9,915,900	7,061,571
예 천 군	20,917	60,209	115,797	6,221,438	4,429,282
봉 화 군	10,974	33,774	71,655	3,784,136	2,691,551
울 진 군	17,048	46,424	101,187	4,655,105	3,320,106
울 립 군	3,928	9,895	20,040	1,056,004	748,104
경 남	1,365,174	3,994,424	7,260,704	323,322,260	229,335,651
창 원 시 의 창 구	91,888	261,054	468,419	19,937,063	14,115,887
창 원 시 성 산 구	111,499	309,738	531,133	21,392,058	14,827,734
창원시 마산합포구	73,756	211,719	380,902	18,526,224	13,281,554
창원시 마산회원구	73,072	209,545	391,857	17,197,049	12,254,735
창 원 시 진 해 구	80,765	226,336	409,390	17,532,259	12,339,238
진 주 시	143,352	387,658	709,265	30,993,907	22,081,494
통 영 시	47,628	150,201	278,975	12,619,992	9,097,653
사 천 시	44,074	130,528	256,165	11,397,628	8,157,003
김 해 시	227,351	660,800	1,139,549	47,565,956	33,379,904
밀 양 시	42,257	134,963	260,026	13,057,721	9,318,129
거 제 시	94,725	259,496	471,253	20,201,680	14,219,152
양 산 시	154,213	475,091	810,939	35,062,378	24,904,732
의 령 군	9,922	31,593	61,644	3,844,128	2,759,435
함 안 군	23,914	72,459	144,292	6,885,784	4,911,075
창 녕 군	23,511	75,070	150,377	7,356,165	5,253,490
고 성 군	19,549	62,368	120,625	6,245,749	4,468,035
남 해 군	16,115	53,182	110,019	5,253,577	3,752,649
하 동 군	16,527	51,634	106,444	5,502,357	3,940,736
산 청 군	14,277	44,818	88,581	4,694,251	3,353,848
함 양 군	15,814	52,600	105,941	5,294,462	3,782,721
거 창 군	24,577	79,909	162,429	6,902,506	4,948,608
합 천 군	16,388	53,662	102,479	5,859,365	4,187,840

주 : 진료일 기준(의료이용은 약국제외, 요양급여일수, 진료비와 급여비는 약국포함)이며, 의료급여 포함

# 만성질환 급여현황 <계속>

## by District (Periodontal disease, Arthritis) <Cont'd>

(단위 : 명, 일, 천원)  
Unit : Person, Day, 1,000Won

관절염(M00~M19,M22~M25) Arthritis					Division
진료실인원수 Patients	입내원일수 Visit	요양급여일수 Reimbursed Days	진료비 Medical Expense	급여비 Benefit	
44,879	219,002	2,912,862	21,820,943	16,113,532	Gumi-si
16,513	88,735	951,937	9,358,052	6,824,075	Yeongju-si
20,998	138,117	1,397,860	12,767,811	9,465,510	Yeongcheon-si
21,356	121,130	1,443,022	13,109,667	9,626,102	Sangju-si
14,593	85,824	870,148	9,499,161	7,013,883	Mungyeong-si
42,297	231,786	2,538,570	21,663,313	15,909,992	Gyeongsan-si
12,467	72,114	839,839	8,174,321	6,065,458	Uiseong-gun
6,132	30,253	372,564	3,815,407	2,775,696	Cheongsong-gun
3,645	17,983	273,606	2,231,000	1,628,926	Yeongyang-gun
9,225	54,001	630,114	5,877,888	4,387,348	Yeongdeok-gun
11,631	78,679	779,983	7,310,388	5,439,282	Cheongdo-gun
7,210	41,537	516,183	3,886,996	2,849,366	Goryeong-gun
10,585	62,444	689,242	6,462,779	4,759,634	Seongju-gun
18,224	101,225	1,189,396	9,717,367	7,110,920	Chilgok-gun
10,480	64,428	612,976	6,279,684	4,643,244	Yecheon-gun
6,270	34,730	410,213	4,110,854	3,011,727	Bonghwa-gun
8,531	51,537	560,447	4,756,939	3,562,568	Uljin-gun
1,696	7,747	131,023	1,048,905	762,607	Ulleung-gun
<b>528,415</b>	<b>3,044,346</b>	<b>30,809,627</b>	<b>305,029,925</b>	<b>224,211,662</b>	<b>Gyeongnam</b>
33,767	179,726	1,916,593	19,263,923	14,086,718	Uichang-gu
33,526	162,236	1,708,990	16,281,602	11,677,082	Seongsan-gu
30,780	179,851	1,827,082	20,558,996	15,320,728	Masanhappo-gu
28,818	171,985	1,783,826	18,966,970	14,088,716	Masanhoewon-gu
26,900	147,550	1,513,818	15,449,400	11,322,358	Jinhae-gu
47,102	255,345	2,553,985	24,413,232	17,914,963	Jinju-si
26,462	171,258	1,535,301	14,038,324	10,489,709	Tongyeong-si
20,750	122,143	993,439	10,910,408	8,041,387	Sacheon-si
70,240	412,467	4,277,585	42,638,264	31,139,796	Gimhae-si
21,275	118,952	1,340,432	12,433,911	9,129,687	Miryang-si
31,285	193,105	1,802,436	17,113,855	12,451,877	Geoje-si
50,421	276,774	3,021,954	28,486,216	20,921,873	Yangsang-si
7,192	44,722	414,955	3,989,879	2,981,576	Uiryeong-gun
12,562	72,397	840,069	7,114,171	5,252,835	Haman-gun
13,570	81,897	912,965	8,257,702	6,111,803	Changnyeong-gun
11,746	69,891	637,217	7,526,990	5,480,849	Goseong-gun
10,557	78,656	659,688	6,756,671	4,993,172	Namhae-gun
9,842	59,293	565,952	5,628,629	4,171,261	Hadong-gun
8,322	53,822	494,739	5,028,179	3,720,439	Sancheong-gun
9,573	56,286	562,899	5,916,681	4,397,934	Hamyang-gun
13,156	74,650	713,479	7,375,889	5,466,356	Geochang-gun
10,569	61,340	732,223	6,880,034	5,050,544	Hapcheon-gun

Note : Based on the Treatments (excluding pharmacy from Medical Service Use, including pharmacy in Treatment Days/Medical Expense /Benefit Amount) including Medical aid

제 6-3 표  
Table 6-3

시·군·구별  
Benefits for Chronic Diseases

구 분	정신질환(F00-F99) Mental illness				
	진료실인원수 Patients	입내원일수 Visit	요양급여일수 Reimbursed Days	진료비 Medical Expense	급여비 Benefit
부 산	329,500	9,146,568	65,230,075	745,664,331	610,240,782
중 구	4,567	160,360	924,077	12,930,686	10,865,735
서 구	11,557	436,728	2,418,973	34,260,100	28,465,802
동 구	10,097	313,197	2,136,863	26,332,441	21,974,703
영 도 구	13,152	452,791	2,664,056	37,656,972	31,306,366
부 산 진 구	35,422	917,109	6,896,289	74,666,595	60,756,713
동 래 구	25,239	643,892	5,021,045	52,741,872	42,405,781
남 구	26,358	650,950	5,268,532	54,418,863	43,704,563
북 구	25,883	746,420	5,245,341	59,304,808	49,230,642
해 운 대 구	38,700	949,931	7,534,977	79,870,298	64,894,768
사 하 구	29,772	955,955	5,940,394	75,324,681	62,460,196
금 정 구	22,158	665,673	4,339,660	54,185,807	44,502,869
강 서 구	10,494	215,139	1,846,042	18,235,746	14,421,419
연 제 구	20,349	549,588	3,972,415	44,439,818	36,131,850
수 영 구	19,623	460,522	3,814,400	38,258,714	30,576,140
사 상 구	19,853	651,804	4,101,064	51,580,363	43,060,015
기 장 군	16,276	376,509	3,105,947	31,456,566	25,483,221
대 구	224,180	4,687,779	40,558,637	396,322,443	326,905,525
중 구	8,235	152,482	1,461,156	13,368,515	10,775,378
동 구	34,827	681,466	6,306,605	57,978,267	47,896,181
서 구	17,517	454,237	3,327,063	38,463,988	32,464,081
남 구	16,436	344,837	3,089,298	29,625,124	24,680,635
북 구	37,680	750,864	6,654,451	62,465,986	51,364,045
수 성 구	38,620	730,973	6,819,884	63,389,581	51,133,184
달 서 구	47,440	1,028,588	8,644,601	85,590,788	71,114,125
달 성 군	20,102	474,919	3,646,883	39,310,367	32,588,532
군 위 군	3,323	69,413	608,696	6,129,827	4,889,365
울 산	81,004	1,984,197	15,119,337	160,282,520	127,961,251
중 구	16,065	376,370	3,040,874	30,317,845	24,223,713
남 구	23,198	505,920	4,217,281	39,900,679	31,783,428
동 구	11,163	262,053	2,081,440	22,351,260	17,483,930
북 구	13,436	296,859	2,423,475	24,283,190	19,042,804
울 주 군	17,142	542,995	3,356,267	43,429,547	35,427,376
경 북	243,722	6,433,162	46,422,644	543,807,587	445,756,448
포 향 시 남 구	18,922	498,871	3,497,765	42,471,315	34,498,034
포 향 시 북 구	22,287	683,005	4,192,962	56,723,417	46,358,172
경 주 시	24,470	717,493	4,811,457	62,703,171	50,233,967
김 천 시	14,212	373,496	2,642,502	30,325,092	25,363,992
안 동 시	14,004	471,066	2,844,888	38,554,062	32,167,695

주 : 진료일 기준(의료이용은 약국제외, 요양급여일수, 진료비와 급여비는 약국포함)이며, 의료급여 포함



# 만성질환 급여현황 by District (Mental illness, Infectious disease)

(단위 : 명, 일, 천원)  
Unit : Person, Day, 1,000Won

전염병(A,B) Infectious disease					Division
진료실인원수 Patients	입내원일수 Visit	요양급여일수 Reimbursed Days	진료비 Medical Expense	급여비 Benefit	
<b>733,807</b>	<b>2,048,542</b>	<b>17,311,961</b>	<b>207,600,688</b>	<b>158,733,492</b>	<b>Busan</b>
7,494	24,191	205,645	2,923,186	2,302,558	Jung-gu
23,371	69,496	615,655	7,492,150	5,648,347	Seo-gu
17,956	54,884	464,343	6,175,770	4,880,478	Dong-gu
24,548	78,447	655,224	9,264,871	7,356,809	Yeongdo-gu
75,467	214,357	1,785,889	22,703,073	17,501,120	Busanjin-gu
60,167	164,004	1,354,830	15,128,049	11,307,006	Dongnae-gu
57,540	156,968	1,266,099	15,251,386	11,425,347	Nam-gu
61,700	168,984	1,481,566	16,350,627	12,392,584	Buk-gu
86,671	237,698	1,999,528	24,206,961	18,608,116	Haeundae-gu
65,993	184,509	1,685,975	19,543,476	14,981,366	Saha-gu
48,383	131,206	1,092,922	12,994,872	9,917,796	Geumjeong-gu
39,862	106,790	821,638	8,667,372	6,520,371	Gangseo-gu
44,694	127,369	1,048,627	12,155,888	9,206,484	Yeonje-gu
37,112	102,665	890,353	10,790,573	8,150,712	Suyeong-gu
41,459	116,409	1,056,361	12,580,893	9,788,221	Sasang-gu
41,390	110,565	887,306	11,371,542	8,746,177	Gijang-gun
<b>502,888</b>	<b>1,288,538</b>	<b>11,430,422</b>	<b>122,210,370</b>	<b>92,627,152</b>	<b>Daegu</b>
18,458	47,801	412,505	4,508,105	3,392,417	Jung-gu
75,154	199,992	1,652,949	18,603,264	14,347,548	Dong-gu
32,839	92,261	826,286	9,659,990	7,566,147	Seo-gu
26,854	75,391	726,246	8,967,049	7,071,002	Nam-gu
88,510	220,217	1,932,164	20,092,450	15,096,783	Buk-gu
88,527	218,408	1,924,795	19,574,658	14,631,953	Suseong-gu
108,836	271,099	2,516,577	25,865,242	19,274,001	Dalseo-gu
59,451	150,876	1,315,174	13,541,686	10,172,237	Dalseong-gun
4,259	12,493	123,726	1,397,926	1,075,064	Gunwi-gun
<b>251,135</b>	<b>661,948</b>	<b>5,430,045</b>	<b>63,000,649</b>	<b>47,044,309</b>	<b>Ulsan</b>
44,670	119,420	1,033,079	12,088,185	9,135,544	Jung-gu
65,568	166,325	1,420,837	16,006,914	11,891,139	Nam-gu
33,625	85,042	712,883	8,111,265	6,109,196	Dong-gu
55,100	151,636	1,064,848	12,909,961	9,460,360	Buk-gu
52,172	139,525	1,198,398	13,884,324	10,448,070	Ulju-gun
<b>518,492</b>	<b>1,384,186</b>	<b>12,339,373</b>	<b>146,530,885</b>	<b>112,149,377</b>	<b>Gyeongbuk</b>
45,536	121,303	1,043,800	12,880,451	9,892,523	Nam-gu
55,513	146,615	1,300,381	16,293,564	12,565,945	Buk-gu
50,987	148,884	1,272,679	14,276,098	10,906,019	Gyeongju-si
28,492	75,170	616,854	8,156,290	6,263,775	Gimcheon-si
27,939	76,308	709,138	9,209,510	7,145,039	Andong-si

Note : Based on the Treatments (excluding pharmacy from Medical Service Use, including pharmacy in Treatment Days/Medical Expense /Benefit Amount) including Medical aid

제 6-3 표  
Table 6-3

시·군·구별  
Benefits for Chronic Diseases

구 분	정신질환(F00-F99) Mental illness				
	진료실인원수 Patients	입내원일수 Visit	요양급여일수 Reimbursed Days	진료비 Medical Expense	급여비 Benefit
구 미 시	27,140	490,716	4,707,123	41,383,241	33,413,188
영 주 시	11,405	272,056	2,230,617	23,391,269	19,573,085
영 천 시	12,488	360,101	2,514,136	30,096,615	25,069,291
상 주 시	10,226	263,336	2,306,020	23,291,574	19,012,245
문 경 시	8,114	149,770	1,466,478	12,512,143	10,007,743
경 산 시	25,418	487,930	4,827,892	43,226,631	35,254,849
의 성 군	6,870	229,347	1,270,387	18,888,687	15,444,672
청 송 군	2,970	78,061	546,573	6,666,627	5,447,450
영 양 군	1,644	46,592	309,029	4,052,765	3,293,444
영 덕 군	4,898	153,288	948,690	12,974,844	10,627,233
청 도 군	6,168	211,287	1,232,003	17,934,456	15,069,554
고 령 군	3,268	98,831	627,232	8,588,761	7,012,529
성 주 군	4,843	175,394	924,612	14,379,422	11,805,222
칠 곡 군	9,475	283,933	1,795,767	22,546,168	19,040,136
예 천 군	6,000	164,362	1,171,480	14,387,370	11,662,005
봉 화 군	3,386	93,582	638,246	7,771,426	6,391,019
울 진 군	4,638	114,402	790,610	9,567,520	7,930,693
울 립 군	876	16,243	126,175	1,371,011	1,080,230
<b>경 남</b>	<b>283,848</b>	<b>7,725,731</b>	<b>52,923,222</b>	<b>639,090,342</b>	<b>521,341,434</b>
창 원 시 의 창 구	16,481	393,874	2,899,306	32,445,056	26,189,152
창 원 시 성 산 구	15,899	310,780	2,728,028	26,252,348	20,480,474
창원시마산합포구	16,253	494,104	3,126,728	40,418,091	33,266,258
창원시마산회원구	15,471	409,942	2,929,401	32,872,898	26,991,475
창 원 시 진 해 구	14,517	379,277	2,687,693	31,409,600	25,331,274
진 주 시	28,485	646,225	5,381,921	55,265,969	45,559,748
통 영 시	11,192	286,531	1,950,414	24,794,573	20,705,800
사 천 시	9,810	327,237	1,887,726	27,529,005	22,927,641
김 해 시	41,296	1,155,847	7,550,882	95,099,614	77,363,903
밀 양 시	11,984	357,007	2,210,493	28,838,251	23,633,385
거 제 시	17,237	351,963	3,163,357	28,682,360	23,093,289
양 산 시	29,171	826,501	5,738,569	65,757,207	54,084,584
의 령 군	3,374	150,199	660,661	12,066,937	9,932,648
함 안 군	6,824	206,410	1,315,499	17,352,097	13,947,535
창 녕 군	7,143	255,291	1,328,896	20,794,146	17,136,590
고 성 군	6,272	210,478	1,138,244	17,664,076	14,281,583
남 해 군	5,050	171,940	983,403	15,184,757	12,135,513
하 동 군	5,243	166,376	1,061,884	13,656,778	11,234,981
산 청 군	3,962	122,259	772,034	10,410,436	8,546,872
함 양 군	5,354	110,461	1,016,715	9,303,545	7,591,900
거 창 군	7,052	167,949	1,249,653	14,303,205	11,521,633
합 천 군	5,778	225,080	1,141,715	18,989,391	15,385,196

주 : 진료일 기준(의료이용은 약국제외, 요양급여일수, 진료비와 급여비는 약국포함)이며, 의료급여 포함

# 만성질환 급여현황 <계속>

## by District (Mental illness, Infectious disease) <Cont'd>

(단위 : 명, 일, 천원)  
Unit : Person, Day, 1,000Won

전염병(A,B) Infectious disease					Division
진료실인원수 Patients	입내원일수 Visit	요양급여일수 Reimbursed Days	진료비 Medical Expense	급여비 Benefit	
85,637	209,539	1,830,147	19,085,025	14,300,745	Gumi-si
19,093	51,080	477,893	5,917,104	4,536,654	Yeongju-si
18,489	55,017	518,920	5,854,825	4,525,160	Yeongcheon-si
17,930	50,129	477,293	6,689,358	5,214,169	Sangju-si
12,975	34,146	301,880	3,401,272	2,588,721	Mungyeong-si
58,179	150,315	1,255,625	14,019,448	10,572,534	Gyeongsan-si
8,126	24,521	242,864	3,253,277	2,559,677	Uiseong-gun
6,036	16,333	146,319	1,616,706	1,235,870	Cheongsong-gun
2,634	7,706	86,014	1,216,528	969,003	Yeongyang-gun
6,646	19,987	202,369	2,703,219	2,113,516	Yeongdeok-gun
8,469	23,597	236,896	2,897,053	2,195,930	Cheongdo-gun
5,463	15,434	157,643	1,964,981	1,490,913	Goryeong-gun
8,680	23,976	238,498	2,401,759	1,820,927	Seongju-gun
24,425	62,856	535,894	5,957,925	4,532,793	Chilgok-gun
11,251	29,478	260,907	3,529,123	2,731,576	Yecheon-gun
4,998	14,264	140,237	1,815,672	1,396,033	Bonghwa-gun
8,997	22,677	223,012	2,865,595	2,212,311	Uljin-gun
1,997	4,851	64,110	526,102	379,545	Ulleung-gun
<b>752,997</b>	<b>2,083,464</b>	<b>17,339,325</b>	<b>224,506,541</b>	<b>170,496,294</b>	<b>Gyeongnam</b>
47,142	122,151	1,073,737	12,897,222	9,868,363	Uichang-gu
50,685	126,599	1,115,343	13,213,950	9,775,947	Seongsan-gu
38,973	111,939	902,856	11,673,513	8,923,725	Masanhappo-gu
38,551	107,882	989,545	12,969,044	10,029,745	Masanhoewon-gu
46,454	123,218	932,217	12,472,781	9,515,101	Jinhae-gu
75,280	205,232	1,641,180	20,495,621	15,547,106	Jinju-si
28,168	78,036	672,125	8,406,187	6,427,954	Tongyeong-si
28,160	75,866	644,019	10,662,117	8,073,911	Sacheon-si
132,482	374,783	2,850,804	37,699,985	28,443,866	Gimhae-si
21,078	63,587	589,335	8,006,103	6,176,886	Miryang-si
58,042	161,349	1,360,653	17,953,467	13,337,304	Geoje-si
87,480	236,067	1,907,973	21,936,959	16,621,027	Yangsang-si
5,492	17,450	155,479	1,990,671	1,540,726	Uiryeong-gun
13,291	37,897	349,363	4,623,394	3,542,981	Haman-gun
13,809	41,405	379,476	4,460,817	3,442,428	Changnyeong-gun
11,761	35,607	316,183	4,480,529	3,436,823	Goseong-gun
10,222	30,401	309,616	4,256,780	3,223,338	Namhae-gun
9,522	26,874	226,001	3,581,909	2,786,586	Hadong-gun
6,742	20,258	175,594	2,435,159	1,844,296	Sancheong-gun
7,760	24,279	201,511	2,947,658	2,259,936	Hamyang-gun
12,648	35,175	304,129	4,004,815	3,070,376	Geochang-gun
9,255	27,409	242,186	3,337,859	2,607,869	Hapcheon-gun

Note : Based on the Treatments (excluding pharmacy from Medical Service Use, including pharmacy in Treatment Days/Medical Expense /Benefit Amount) including Medical aid

제 6-4 표  
Table 6-4

시·군·구별  
Benefits for Chronic Diseases

(단위 : 명, 일, 천원)  
Unit : Person, Day, 1,000Won

구 분	간질환(K70~K77) Liver disorder					Division
	진료실인원수 Patients	입내원일수 Visit	요양급여일수 Reimbursed Days	진료비 Medical Expense	급여비 Benefit	
부 산	114,631	362,573	8,026,897	66,534,766	50,013,856	Busan
중 구	1,379	6,688	119,968	1,283,680	1,031,229	Jung-gu
서 구	3,896	14,687	333,981	2,716,301	2,032,232	Seo-gu
동 구	2,865	10,445	215,316	1,970,317	1,530,421	Dong-gu
영 도 구	4,258	16,286	314,134	2,917,200	2,262,204	Yeongdo-gu
부 산 진 구	12,266	41,573	912,597	8,189,643	6,235,589	Busanjin-gu
동 래 구	10,126	27,709	644,412	5,040,236	3,695,825	Dongnae-gu
남 구	8,489	26,952	607,789	5,327,435	3,981,922	Nam-gu
북 구	8,306	27,171	617,935	4,969,718	3,724,154	Buk-gu
해 운 대 구	14,096	39,561	871,562	6,826,758	5,032,172	Haeundae-gu
사 하 구	10,951	36,810	803,497	6,792,107	5,203,908	Saha-gu
금 정 구	7,243	22,347	460,854	3,598,598	2,662,819	Geumjeong-gu
강 서 구	4,038	11,150	286,069	1,984,605	1,408,001	Gangseo-gu
연 제 구	7,660	22,260	522,651	3,538,984	2,588,692	Yeonje-gu
수 영 구	6,594	19,926	426,334	3,438,628	2,589,563	Suyeong-gu
사 상 구	6,666	23,652	541,090	4,985,624	3,770,273	Sasang-gu
기 장 군	5,798	15,356	348,708	2,954,934	2,264,853	Gijang-gun
대 구	80,140	218,661	4,603,804	39,478,918	29,554,049	Daegu
중 구	2,575	6,591	152,630	1,059,129	762,469	Jung-gu
동 구	12,475	34,157	722,188	5,849,343	4,385,642	Dong-gu
서 구	6,401	20,607	406,729	4,505,700	3,527,184	Seo-gu
남 구	5,059	16,185	300,516	3,124,901	2,411,477	Nam-gu
북 구	13,838	37,497	795,236	6,609,713	4,874,654	Buk-gu
수 성 구	13,240	33,447	711,134	5,744,073	4,286,493	Suseong-gu
달 서 구	18,169	47,528	1,030,461	8,180,225	6,036,485	Dalseo-gu
달 성 군	7,449	19,447	421,194	3,793,993	2,808,298	Dalseong-gun
군 위 군	934	3,202	63,716	611,840	461,347	Gunwi-gun
울 산	35,110	93,563	1,734,968	16,987,840	12,832,220	Ulsan
중 구	8,338	19,752	367,513	4,095,283	3,130,428	Jung-gu
남 구	10,075	28,995	509,435	4,921,931	3,718,550	Nam-gu
동 구	4,960	13,490	235,498	2,749,920	2,131,014	Dong-gu
북 구	5,370	12,783	255,998	2,079,430	1,492,531	Buk-gu
울 주 군	6,367	18,543	366,524	3,141,274	2,359,696	Ulsu-gun
경 북	81,083	239,394	4,954,238	43,979,452	32,758,240	Gyeongbuk
포 향 시 남 구	6,313	19,608	332,156	3,339,362	2,485,796	Nam-gu
포 향 시 북 구	7,132	21,010	383,400	3,933,503	3,014,025	Buk-gu
경 주 시	7,940	24,002	453,252	4,114,220	3,045,396	Gyeongju-si
김 천 시	3,645	13,113	314,020	2,609,521	1,989,586	Gimcheon-si
안 동 시	4,252	12,611	264,508	2,249,128	1,659,550	Andong-si

주 : 진료일 기준(의료이용은 약국제외, 요양급여일수, 진료비와 급여비는 약국포함)이며, 의료급여 포함

# 만성질환 급여현황 by District (Liver disorder)

(단위 : 명, 일, 천원)  
Unit : Person, Day, 1,000Won

구 분	간질환(K70~K77) Liver disorder					Division
	진료실인원수 Patients	입내원일수 Visit	요양급여일수 Reimbursed Days	진료비 Medical Expense	급여비 Benefit	
구 미 시	12,079	33,229	787,030	5,218,859	3,796,547	Gumi-si
영 주 시	4,519	9,782	191,650	1,733,681	1,218,389	Yeongju-si
영 천 시	4,062	13,260	249,122	2,253,227	1,694,903	Yeongcheon-si
상 주 시	2,995	9,967	213,389	2,225,230	1,680,088	Sangju-si
문 경 시	3,108	8,263	191,921	1,374,121	1,000,502	Mungyeong-si
경 산 시	8,812	24,018	493,892	4,680,347	3,545,688	Gyeongsan-si
의 성 군	1,888	6,054	119,697	1,001,448	725,689	Uiseong-gun
청 송 군	748	2,425	53,831	502,268	385,014	Cheongsong-gun
영 양 군	384	1,221	34,741	274,482	198,652	Yeongyang-gun
영 덕 군	1,120	3,122	66,146	484,251	346,188	Yeongdeok-gun
청 도 군	1,535	4,914	115,772	1,249,840	955,010	Cheongdo-gun
고 령 군	1,138	3,484	73,845	1,086,784	844,591	Goryeong-gun
성 주 군	1,655	5,454	113,874	1,080,942	798,081	Seongju-gun
칠 곡 군	3,447	9,775	214,758	1,834,277	1,365,797	Chilgok-gun
예 천 군	1,562	4,973	105,048	921,947	679,015	Yecheon-gun
봉 화 군	978	3,098	65,865	594,706	419,551	Bonghwa-gun
울 진 군	1,455	5,277	96,205	1,056,252	801,645	Ulsjin-gun
울 릉 군	316	734	20,116	161,056	108,536	Ulleung-gun
<b>경 남</b>	<b>97,937</b>	<b>308,711</b>	<b>6,296,082</b>	<b>60,239,471</b>	<b>44,859,253</b>	<b>Gyeongnam</b>
창 원 시 의 창 구	8,130	21,673	382,993	4,018,369	2,987,294	Uichang-gu
창 원 시 성 산 구	6,330	16,920	370,241	3,459,431	2,515,580	Seongsan-gu
창원시 마산합포구	5,344	17,335	304,416	3,186,066	2,424,803	Masanhappo-gu
창원시 마산회원구	5,303	16,152	309,208	2,767,251	2,076,533	Masanhoewon-gu
창 원 시 진 해 구	5,189	16,530	344,885	2,770,134	2,051,435	Jinhae-gu
진 주 시	9,776	28,109	613,366	6,021,611	4,472,240	Jinju-si
통 영 시	3,849	14,505	274,562	2,562,365	1,937,647	Tongyeong-si
사 천 시	3,407	11,394	224,058	2,187,504	1,644,625	Sacheon-si
김 해 시	15,071	48,623	953,948	9,762,400	7,308,322	Gimhae-si
밀 양 시	3,504	13,245	242,020	2,875,946	2,182,986	Miryang-si
거 제 시	6,820	22,320	443,938	4,133,982	3,075,390	Geoje-si
양 산 시	9,572	27,864	686,803	5,604,718	4,138,010	Yangsang-si
의 령 군	1,102	3,839	67,284	755,259	579,383	Uiryeong-gun
함 안 군	1,967	7,821	148,535	1,270,539	924,345	Haman-gun
창 녕 군	2,103	7,300	147,294	1,330,001	949,020	Changnyeong-gun
고 성 군	1,894	6,018	118,110	1,234,065	915,664	Goseong-gun
남 해 군	1,363	5,772	108,814	1,339,339	1,013,190	Namhae-gun
하 동 군	1,250	4,094	97,471	1,056,997	787,392	Hadong-gun
산 청 군	1,048	3,924	85,347	855,216	643,005	Sancheong-gun
함 양 군	1,147	3,530	95,568	717,013	517,875	Hamyang-gun
거 창 군	2,286	6,822	162,796	1,237,044	905,412	Geochang-gun
합 천 군	1,482	4,921	114,425	1,094,220	809,102	Hapcheon-gun

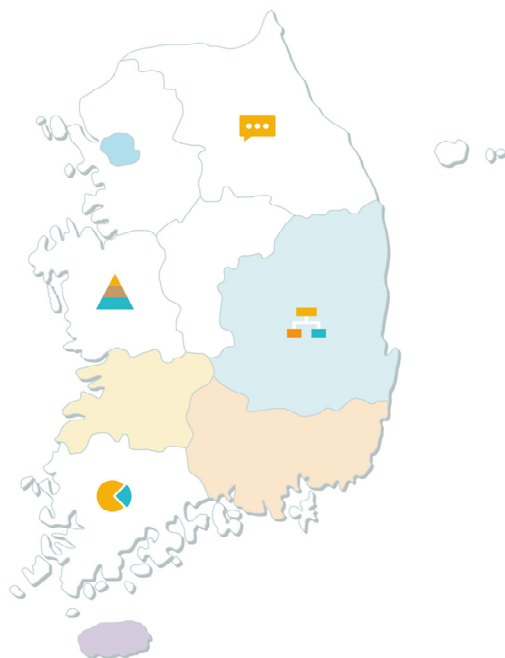
Note : Based on the Treatments (excluding pharmacy from Medical Service Use, including pharmacy in Treatment Days/Medical Expense /Benefit Amount) including Medical aid





# 지역별 의료이용통계연보 해설서

Guide for Regional Healthcare Utilization  
Statistics Yearbook







## 제 1 편

# 전국편 (시도별)



통계표 명	제 1 표 시도별 보험료 현황
개 요	<p>○ 건강보험 가입자의 연간 보험료 부과현황을 직장과 지역으로 구분하여 시도별로 수록</p> <p>- 건강보험 연간 총 보험료를 직장·지역으로 구분하고 직장은 근로자와 공교로 세분화하여 각 시도별로 구분 수록, 지역별·직역별로 총 보험료 현황을 세부적으로 파악할 수 있도록 함</p>
작성기준	<p>○ 대상: 직장은 건강보험료 고지 각 사업장, 지역은 건강보험료 고지 세대</p> <p>○ 연도말 실거주지 시도 기준</p> <p>○ 보험료 산출기준</p> <p>- 직장: 정산 포함된 산정보험료 기준으로 산출</p> <p>- 지역: 부과보험료 기준으로 산출</p>
용어정의	<p>○ 직장보험료: 사용자 또는 사업주가 납부해야 하는 건강보험료</p> <p>○ 지역보험료: 지역가입자가 납부하는 건강보험료</p> <p>○ 산정보험료</p> <p>- 직장보수월액보험료: 가입자의 보수월액에 보험료율을 곱하여 얻은 금액</p> <p>- 지역보험료: 지역가입자가 보유한 소득·재산 등에 따라 산정한 보험료부과점수에 보험료 부과점수당 금액을 곱하여 얻은 최초 보험료</p> <p>○ 부과보험료</p> <p>- 직장보수월액보험료: 가입자의 보수월액에 보험료율을 곱한 금액에서 경감 및 정산 보험료를 반영하여 부과하는 보험료</p> <p>- 임의계속보험료: 산정보험료에서 경감 및 면제보험료를 제외한 보험료</p> <p>- 소득월액보험료: 산정보험료에서 경감 및 면제보험료를 제외한 보험료</p> <p>- 지역보험료: 산정보험료에서 경감 및 면제보험료를 제외한 보험료</p> <p>※ 2013년부터 주민등록주소지 기준으로 발취</p>
관련부서	<p>국민건강보험공단 자격부과실(☎ 033-736-2551~3),</p> <p>국민건강보험공단 빅데이터사업실 통계관리부(☎ 033-736-2463~9)</p>

통계표 명	제 2 표 시도별 보험료분위별 현황
개 요	○ 보험료 분위별 현황을 수록하여, 지역별 소득규모를 파악하고자 함
작성기준	○ 대상 <ul style="list-style-type: none"> <li>- 직장: 각 사업장별 산정된 연도말(12월) 보험료</li> <li>- 지역: 각 세대별로 부과된 연도말(12월) 보험료</li> </ul>
용어정의	○ 근로자: 근로의 대가로서 보수를 받아 생활하는 자(법인의 이사, 기타 임원을 포함)로서 공무원과 교직원을 제외한 자 ○ 공교: 공무원 및 사립학교 교직원의 약칭 ○ 지역: 가입자중 직장가입자와 그 피부양자를 제외한 자 ○ 직장보험료: 직장가입자에게 부과되는 보험료 ○ 산정보험료 <ul style="list-style-type: none"> <li>- 직장보수월액보험료: 가입자의 보수월액에 보험료율을 곱한 금액</li> <li>- 지역보험료: 지역가입자가 보유한 소득재산 등에 따라 산정한 보험료부과 점수에 보험료 부과 점수당 금액을 곱하여 얻은 최초 보험료</li> </ul> ○ 부과보험료 <ul style="list-style-type: none"> <li>- 직장보수월액보험료: 가입자의 보수월액에 보험료율을 곱한 금액에서 경감 및 정산 보험료를 반영하여 부과하는 보험료</li> <li>- 지역보험료: 산정보험료에서 경감 및 면제보험료를 제외한 보험료</li> </ul> ○ 보험료분위: 전체 대상자(세대)를 10분위 균등분할 <ul style="list-style-type: none"> <li>- 1분위(하위 10%), 2분위, … , 10분위(상위 10%)</li> </ul>
관련부서	국민건강보험공단 자격부과실(☎ 033-736-2551~3), 국민건강보험공단 빅데이터사업실 통계관리부(☎ 033-736-2463~9)

통계표 명	제 3 표 시도별 적용인구 현황
개 요	<p>○ 의료보장 적용인구를 건강보험은 근로자와 공교, 지역으로, 의료급여는 1종과 2종으로 구분하여 시도별로 수록, 직역별·지역별 의료보장 적용인구를 확인할 수 있도록 함</p> <p>- 건강보험: 근로자와 직장은 사업장, 가입자, 피부양자로 구분하고, 지역은 세대수와 가입자 수로 세분화</p> <p>- 의료급여: 세대주와 부양가족으로 구분</p>
작성기준	<p>○ 대상: 의료보장 적용되는 내국인 및 외국인(재외국민포함)</p> <p>○ 연도말 실거주지 시도 기준</p>
용어정의	<p>○ 의료보장: 건강보험 가입자수 + 의료급여대상자수</p> <p>- 건강보험: 직장(공교 포함) + 지역</p> <p>- 의료급여: 의료급여 1종 + 의료급여 2종</p> <p>○ 사업장: 직장가입자가 근로를 제공하는 장소적 개념의 ‘사업소 또는 사무소’</p> <p>○ 가입자</p> <p>- 직장: 근로자 및 사용자, 공무원·군인·사립학교 교직원</p> <p>- 지역: 가입자 중 직장가입자와 그 피부양자를 제외한 자</p> <p>○ 피부양자: 직장가입자에 의하여 주로 생계를 유지하는 보수 또는 소득이 없는 자로 보험료를 부담하지 않는 자</p> <p>○ 세대주(지역): 세대별 주민등록표에 나타나는 구성원을 대표하는 자 (세대주+비가입세대주)</p>
관련부서	국민건강보험공단 빅데이터사업실 통계관리부(☎ 033-736-2463~9)

통계표 명	제 4 표 시도별 성별 연령별 의료보장 적용인구 현황
개 요	○ 의료보장 적용인구의 시군구별 현황을 성별, 연령별(5세 단위)로 구분하여 수록, 전국 시군구별 의료보장인구의 분포를 파악할 수 있도록 함
작성기준	○ 대상: 연도말 자격유지자 기준(계, 남자, 여자) ○ 주민등록주소지 기준
용어정의	○ 의료보장 적용인구 수: 건강보험가입자수 + 의료급여대상자수(1종, 2종) ○ 건강보험가입자수: 직장가입자(가입자 및 피부양자)와 지역가입자 ○ 의료급여대상자수: 의료급여법 제 3조 ‘국민기초생활보장법’을 제외한 ‘재해구호법’, ‘의사상자 등 예우 및 지원에 관한 법률’ 등에 의한 의료급여 수급권자
관련부서	국민건강보험공단 빅데이터사업실 통계관리부(☎ 033-736-2463~9) 국민건강보험공단 의료비지원실 의료급여부(☎ 033-736-4726~9)

통계표 명	제 5 표 시도별 요양기관 현황
개 요	○ 요양기관을 종류별로 세분화하여 시도별 분포현황 수록, 요양기관 종류를 지역별로 확인할 수 있도록 함
작성기준	○ 대상: 「의료법」, 「약사법」, 「지역보건법」 등에 의해 개설 또는 설립된 요양기관 중 건강보험법에 의해 당연 지정된 요양기관 ○ 연도말 기준 개설 요양기관 기준
용어정의	<p>○ 요양기관: 건강보험법 시행령 21조에 의거 제외되는 기관 외에 「의료법」, 「약사법」, 「지역보건법」 등에 의해 개설 또는 설립된 의료기관, 약국, 보건기관</p> <p>※ 2021년 3월 의료법 개정에 따른 ‘정신병원’ 요양기관 종별 분리 추가</p> <p>○ 상급종합병원: 의료법 3조 4항에 따른 일정한 기준을 충족하는 종합병원</p> <p>- 인정기준(3년 주기로 인정기준 충족여부 평가)</p> <ul style="list-style-type: none"> <li>• 9개 진료권역내 종합전문요양기관의 소요 병상 수 충족 여부</li> <li>• 종합병원·레지던트 수련병원으로서 수술실 5개 이상 보유 등</li> <li>• 8개 전문과목에서 3년차 이상인 레지던트 상근</li> <li>• 해당 병원의 전문진료질병군에 속하는 환자의 비율이 우리나라 전체 비율의 1.5배 이상, 단순진료질병군은 0.8배 이하</li> </ul> <p>※ 전문진료질병군: 희귀성 질병, 치명률이 높은 질병, 난이도가 높은 질병 등</p> <p>※ 단순진료질병군: 진료가 간단한 질병, 치명률이 낮은 질병 등</p> <p>○ 종합병원: 300병상을 초과하여 내과, 외과, 소아청소년과, 산부인과, 영상의학과, 마취통증의학과, 진단검사의학과 또는 병리과, 정신과 및 치과를 포함한 9개 이상의 진료과목을 갖추거나, 100병상 초과 300병상 미만 요양기관 중 내과, 외과, 소아청소년과, 산부인과 중 3개 진료과목, 영상의학과, 마취통증의학과, 진단검사의학과 또는 병리과를 포함한 7개 이상의 진료과목을 갖춘 요양기관</p> <p>○ 병원: 입원환자 30인 이상을 수용할 수 있는 시설을 갖추고 환자를 진찰, 치료하는 데에 필요한 인력, 시설, 장비를 갖추어 놓은 곳</p> <p>○ 의원: 입원환자 30병상 미만 수용 진료 시설을 갖추고 의사가 의료 행위를 하는 곳으로 주로 외래환자에 대하여 의료를 행할 목적으로 개설하는 의료기관</p> <p>○ 요양병원: 요양환자 30인 이상을 수용할 수 있는 시설을 갖추고 의료 서비스 제공을 목적으로 개설된 의료기관이며 일반 병원과 달리 의사 및 간호사의 법정 배치 기준 완화와 사회복지사나 물리치료를 추가 배치토록 함</p> <p>○ 보건소, 보건지소, 보건의료원: 「지역보건법」에 의해 지역의 공중보건 향상 및 증진을 도모하기 위해 설치된 의료기관</p> <p>○ 보건진료소: 의료취약지구로서 인구 500인 이상, 5,000인 미만인 지역에 「농어촌 등 보건의료를 위한 특별조치법」에 의하여 설치되며 관할 인구의 2/3이상이 교통시간 30분 이내에 보건진료소에 접근 가능하도록 설치되어야 함.</p> <p>○ 약국: 약사가 의약품의 조제업무를 행하는 장소로 「약사법」 제16조(약국의 개설등록)에 의하여 약사만이 개설할 수 있음</p>
관련부서	건강보험심사평가원 의료자원실(☎ 033-739-4807)

통계표 명	제 6 표 시도별 의료인력 현황
개 요	○ 의사 등 요양기관 의료인력을 세분화하여 시도별 분포현황을 수록, 요양기관에 종사하는 의료인력을 지역별로 확인하도록 함
작성기준	○ 대상: 「의료법」, 「약사법」에 의하여 일정한 자격을 갖추고 요양기관에서 종사하는 의료인력 ○ 연도말 기준 요양기관 종사 의료인력
용어정의	<p>○ 의사: 일정한 자격을 가지고 의술과 약으로 병을 고치는 직업에 종사하는 사람</p> <p>○ 일반의: 의사들 중에 전문의가 아닌 사람</p> <p>○ 인턴: 의사 또는 치과의사의 면허를 받은 사람으로서 일정한 수련병원에 전속되어 임상 각 과목의 실기를 수련하는 사람</p> <p>○ 레지던트: 인턴과정을 이수한 사람 또는 보건복지부장관이 이와 동등하다고 인정한 사람으로서 일정기간 수련병원 또는 수련기관에 전속되어 전문과목 중 1과목을 전공으로 수련하는 사람</p> <p>○ 전문의: 의사 또는 치과의사로서 전문의의 수련 및 자격인정 등에 관한 규정에 의한 소정의 과정을 이수하고 보건복지부장관이 실시하는 전문의 자격시험에 합격하여 그 자격을 인정받은 사람</p> <p>○ 일반수련의: 한의사면허를 받은 사람으로서 일정한 수련한방병원에 소속되어 임상 각 과목의 실기를 수련하는 자</p> <p>○ 전문수련의: 일반수련의 과정을 이수한 사람으로서 일정한 수련한방병원 또는 수련기관에 소속되어 한의사 전문의 전문 과목 중 1과목을 전문적으로 수련하는 자</p> <p>○ 약사: 「약사법」 제8조에 따른 약사 국가시험에 합격하여 보건복지부 장관으로부터 면허를 받은 사람</p> <p>○ 한약사: 「약사법」 제8조에 따른 한약사 국가시험에 합격하여 보건복지부 장관으로부터 면허를 받은 사람</p> <p>○ 간호사: 간호학을 전공하는 대학·전문대학을 졸업하고 「의료법」 제9조에 따른 간호사 국가시험에 합격하여 보건복지부장관으로부터 면허를 받은 사람</p> <p>○ 물리치료사: 의사의 지시에 따라 물리 치료를 시행하는 의료 기사로 온열 치료, 전기 치료, 광선 치료, 기계 치료, 마사지 등의 물리 요법에 따른 치료를 행함</p> <p>○ 작업치료사: 작업 요법을 지도하는 의료 기사, 의사의 지도 아래, 신체장애자나 정신 장애자에게 어떤 목적을 가진 일을 시켜 치료하는 업무에 종사</p> <p>○ 사회복지사: 사회복지에 관한 전문지식과 기술을 가진 자로서 보건복지부장관으로부터 자격증을 교부받은 사람</p>
관련부서	건강보험심사평가원 의료자원실(☎ 033-739-4807)

통계표 명	제 7 표 시도별 주요시설 현황
개 요	○ 건강보험요양기관 현황 신고(연도말 기준)
작성기준	○ 대상: 개설 요양기관 전체 ○ 범위 및 지역: 전국
용어정의	○ 시설 구분 - 국민건강보험법 시행규칙 별지 제14호 및 제17호 서식의 시설신고 구분. ※ 정신과폐쇄는 2008년 7월 이후 추가, 집중치료실의 기타는 삭제됨 ※ 집중치료실 → 중환자실로 명칭 변경 ※ 정신의료기관 입원실을 개방병상과 폐쇄병상으로 구분함에 따라 정신과개방 추가
관련부서	건강보험심사평가원 의료자원실(☎ 033-739-4807)



통계표 명	제 8 표 시도별 주요 의료장비 현황
개 요	○ 건강보험요양기관 현황 신고(연도말 기준)
작성기준	○ 대상: 개설 요양기관 전체 ○ 범위 및 지역: 전국
용어정의	○ 「의료장비 현황신고대상 및 식별부호와에 관한 기준」 「별표」 의료장비현황신고 대상에 의한 장비품목분류번호(보건복지부 고시 제2012-156호, '12.11.30) ○ 의료장비: 식약처에서 정한 의료기기 중 치료재료 및 의료용품을 제외한 반복되는 내구성 의료기기
관련부서	건강보험심사평가원 의료자원실(☎ 033-739-4807)

통계표 명	제 9-1 표 시도별 진료실적 현황
개 요	<ul style="list-style-type: none"> <li>○ 건강보험 및 의료급여대상자의 시도별 진료현황</li> <li>- 연간 의료보장 형태별 진료현황을 확인할 수 있도록 함</li> </ul>
작성기준	<ul style="list-style-type: none"> <li>○ 대상: 건강보험과 의료급여 대상자 중 급여 이용자</li> <li>○ 진료일 기준</li> <li>○ 연도말 실거주지 및 자격 기준</li> </ul>
용어정의	<ul style="list-style-type: none"> <li>○ 진료실인원수: 건강보험 또는 의료급여 가입자 중 실제 진료 받은 환자 수</li> <li>○ 입·내원일수: 진료비청구명세서상에 기재된 건강보험 환자가 실제로 요양기관에 방문 또는 입원한 일수</li> <li>○ 요양급여일수: 입·내원일수에 원내 투약일수를 포함한 일수 단, 내원과 투약이 중복된 날은 1일로 산정</li> <li>○ 진료비: 공단부담금(기관부담금)과 본인부담금을 더한 금액으로 요양급여(의료급여 비용)총액</li> <li>○ 급여비: 요양급여비용 총액 중에서 보험자인 공단이 부담한 금액</li> <li>○ 건강보험: 국내에 거주하는 국민으로서 의료급여수급권자를 제외한 자</li> <li>○ 의료급여(1종, 2종): 생활유지 능력이 없거나 생활이 어려운 저소득 국민의 의료문제를 국가가 보장하는 공공부조제도로, 1종과 2종으로 구분</li> </ul>
관련부서	국민건강보험공단 빅데이터사업실 통계관리부☎ 033-736-2463~9)

통계표 명	제 9-2 표 시도별 진료실적 현황(관내) 제 9-3 표 시도별 진료실적 현황(관외)
개 요	○ 의료보장인구를 관내/관외로 구분하여 요양기관 이용현황 파악
작성기준	○ 대상: 건강보험과 의료급여 대상자 중 관내/관외 요양기관 이용자 ○ 진료일 기준 ○ 연도말 실거주지(사·도) 기준
용어정의	○ 진료실인원수: 건강보험 또는 의료급여 가입자 중 실제 진료 받은 환자 수 ○ 입·내원일수: 진료비청구명세서상에 기재된 건강보험 환자가 실제로 요양기관에 방문 또는 입원한 일수 ○ 요양급여일수: 입내원일수에 원내 투약일수를 포함한 일수 단, 내원과 투약이 중복된 날은 1일로 산정 ○ 진료비: 공단부담금(기관부담금)과 본인부담금을 더한 금액, 요양급여(의료급여비용)총액 ○ 급여비: 요양급여비용 총액 중에서 보험자인 공단이 부담한 금액 ○ 입원: 의사(치과의사, 한의사 포함)의 자격을 가진 자에 의해 질병의 치료가 필요하다고 인정된 경우로서, 「의료법」 제3조(의료기관) 제2항에 정한 병원, 의원 또는 이와 동등하다고 인정되는 의료기관에 입실하여 의사의 관리 하에 치료에 전념하는 것 ○ 외래: 환자가 입원하지 아니하고 요양기관(약국 포함)에 방문하여 치료를 받음 ○ 관내: 거주지역내의 의료기관에 방문 또는 입원한 환자 ○ 관외: 거주지역외의 의료기관에 방문 또는 입원한 환자
관련부서	국민건강보험공단 빅데이터사업실 통계관리부(☎ 033-736-2463~9)

통계표 명	<p>제 10-1표 의료기관 시도별 진료실적 현황(계)</p> <p>제 10-2 표 의료기관 시도별 진료실적 현황(관내)</p> <p>제 10-3 표 의료기관 시도별 진료실적 현황(타지역)</p>
개 요	○ 건강보험과 의료급여대상자의 요양기관 소재지 시도별 연간 진료 현황
작성기준	<p>○ 대상: 건강보험과 의료급여 대상자 중 급여를 받은 자</p> <p>○ 진료일 기준</p> <p>○ 요양기관 소재지(시·도) 기준 진료실적</p>
용어정의	<p>○ 진료실인원수: 건강보험 또는 의료급여 가입자 중 실제 진료 받은 환자 수</p> <p>○ 입·내원일수: 진료비청구명세서상에 기재된 건강보험 환자가 실제로 요양기관에 방문 또는 입원한 일수</p> <p>○ 요양급여일수: 입·내원일수에 원내 투약일수를 포함한 일수 단, 내원과 투약이 중복된 날은 1일로 산정</p> <p>○ 진료비: 공단부담금(기관부담금)과 본인부담금을 더한 금액, 요양급여(의료급여비용) 총액</p> <p>○ 급여비: 요양급여비용 총액 중에서 보험자인 공단이 부담한 금액</p> <p>○ 입원: 의사(치과의사, 한의사 포함)의 자격을 가진 자에 의해 질병의 치료가 필요하다고 인정된 경우로서, 「의료법」 제3조(의료기관) 제2항에 정한 병원, 의원 또는 이와 동등하다고 인정되는 의료기관에 입실하여 의사의 관리 하에 치료에 전념하는 것</p> <p>○ 외래: 환자가 입원하지 아니하고 요양기관(약국 포함)에 방문하여 치료를 받음</p> <p>○ 관내: 지역 내의 의료기관에 방문 또는 입원한 소재지 내 거주 환자</p> <p>○ 타지역: 지역 내의 의료기관에 방문 또는 입원한 소재지 외 거주 환자</p>
관련부서	국민건강보험공단 빅데이터사업실 통계관리부(☎ 033-736-2463~9)

통계표 명	제 11 표 시도별 연령별 진료현황
개 요	○ 건강보험과 의료급여 대상자의 연간 시도별·연령별·성별 진료실적
작성기준	○ 대상: 건강보험과 의료급여 대상자 중 급여를 받은 자 ○ 진료일 기준 ○ 연령: 요양급여를 받은 자의 연도말 기준 연령
용어정의	○ 진료실인원수: 건강보험 또는 의료급여 가입자 중 실제 진료 받은 환자 수 ○ 입·내원일수: 진료비청구명세서상에 기재된 건강보험 환자가 실제로 요양기관에 방문 또는 입원한 일수 ○ 요양급여일수: 입·내원일수에 원내 투약일수를 포함한 일수 단, 내원과 투약이 중복된 날은 1일로 산정 ○ 진료비: 공단부담금(기관부담금)과 본인부담금을 더한 금액, 요양급여(의료급여비용) 총액 ○ 급여비: 요양급여비용 총액 중에서 보험자인 공단이 부담한 금액
관련부서	국민건강보험공단 빅데이터사업실 통계관리부(☎ 033-736-2463~9)

통계표 명	제 12 표 시도별 주요 암질환 급여현황
개 요	○ 위암 등 6개 주요 암질환에 대한 시도별 진료 현황
작성기준	○ 대상: 건강보험과 의료급여 대상자 중 위암 등 6개 주요 암 질환으로 급여를 받은 자 ○ 진료일 기준 ○ 연도말 실거주지(시·도) 기준
용어정의	○ 진료실인원수: 건강보험 또는 의료급여 가입자 중 실제 진료 받은 환자 수 ○ 입·내원일수: 진료비청구명세서상에 기재된 건강보험 환자가 실제로 요양기관에 방문 또는 입원한 일수 ○ 요양급여일수: 입·내원일수에 원내 투약일수를 포함한 일수 단, 내원과 투약이 중복된 날은 1일로 산정 ○ 진료비: 공단부담금(기관부담금)과 본인부담금을 더한 금액, 요양급여(의료급여비용) 총액 ○ 급여비: 요양급여비용 총액 중에서 보험자인 공단이 부담한 금액 ○ 주요 암질환 주상병 코드 <ul style="list-style-type: none"> <li>- 위암(C16)</li> <li>- 간암(C22)</li> <li>- 기관지 및 폐의 악성신생물(C33~C34)</li> <li>- 대장암(C18~C20)</li> <li>- 유방암(C50)</li> <li>- 자궁경부암(C53)</li> </ul>
관련부서	국민건강보험공단 빅데이터사업실 통계관리부(☎ 033-736-2463~9)

통계표 명	제 13 표 시도별 만성질환 급여현황
개 요	○ 고혈압 등 7개 주요 만성질환에 대한 시도별 진료 현황
작성기준	○ 대상: 건강보험과 의료급여 대상자 중 만성질환으로 급여를 받은 자 ○ 진료일 기준 ○ 연도말 실거주지(시·도) 기준
용어정의	○ 진료실인원수: 건강보험 또는 의료급여 가입자 중 실제 진료 받은 환자 수 ○ 입·내원일수: 진료비청구명세서상에 기재된 건강보험 환자가 실제로 요양기관에 방문 또는 입원한 일수 ○ 요양급여일수: 입·내원일수에 원내 투약일수를 포함한 일수 단, 내원과 투약이 중복된 날은 1일로 산정 ○ 진료비: 공단부담금(기관부담금)과 본인부담금을 더한 금액, 요양급여(의료급여비용) 총액 ○ 급여비: 요양급여비용 총액 중에서 보험자인 공단이 부담한 금액 ○ 주요 만성질환 주상병 코드 <ul style="list-style-type: none"> <li>- 고혈압(I10~I15)</li> <li>- 당뇨병(E10~E14)</li> <li>- 치주질환(K00~K01,K03~K08)</li> <li>- 관절염(M00~M19,M22~M25)</li> <li>- 정신질환(F)</li> <li>- 전염병(A,B)</li> <li>- 간질환(K70-K77)</li> </ul>
관련부서	국민건강보험공단 빅데이터사업실 통계관리부☎ 033-736-2463~9)

통계표 명	제 14-1 표 시도별 요양급여일수 구간별 급여현황(고혈압) 제 14-2 표 시도별 요양급여일수 구간별 급여현황(당뇨병)
개 요	○ 고혈압/당뇨병 진료를 받은 대상자에 대한 요양급여일수별 시도별 급여 현황
작성기준	○ 대상: 건강보험과 의료급여 대상자 중 고혈압/당뇨병으로 급여를 받은 자 ○ 진료일 기준 ○ 연도말 실거주지 기준
용어정의	○ 진료실인원수: 건강보험 또는 의료급여 가입자 중 실제 진료 받은 환자 수 ○ 입·내원일수: 진료비청구명세서상에 기재된 건강보험 환자가 실제로 요양기관에 방문 또는 입원한 일수 ○ 요양급여일수: 입·내원일수에 원내 투약일수를 포함한 일수 단, 내원과 투약이 중복된 날은 1일로 산정 ○ 진료비: 공단부담금(기관부담금)과 본인부담금을 더한 금액, 요양급여(의료급여비용) 총액 ○ 급여비: 요양급여비용 총액 중에서 보험자인 공단이 부담한 금액 ○ 주상병 코드: 고혈압(I10~I15), 당뇨병(E10~E14)
관련부서	국민건강보험공단 빅데이터사업실 통계관리부(☎ 033-736-2463~9)



통계표 명	제 14-3 표 보건기관 이용자의 시도별 요양급여일수 구간별 급여현황(고혈압) 제 14-4 표 보건기관 이용자의 시도별 요양급여일수 구간별 급여현황(당뇨병)
개 요	○ 보건기관에서 고혈압/당뇨병 진료를 받은 대상자에 대한 요양급여일수별 시도별 급여 현황
작성기준	○ 대상: 건강보험 및 의료급여 대상자 중 보건기관에서 고혈압/당뇨병으로 급여를 받은 자 ○ 진료일 기준 ○ 연도말 실거주지 기준
용어정의	○ 진료실인원수: 건강보험 또는 의료급여 가입자 중 실제 진료 받은 환자 수 ○ 입·내원일수: 진료비청구명세서상에 기재된 건강보험 환자가 실제로 요양기관에 방문 또는 입원한 일수 ○ 요양급여일수: 입·내원일수에 원내 투약일수를 포함한 일수 단, 내원과 투약이 중복된 날은 1일로 산정 ○ 진료비: 공단부담금(기관부담금)과 본인부담금을 더한 금액, 요양급여(의료급여비용) 총액 ○ 급여비: 요양급여비용 총액 중에서 보험자인 공단이 부담한 금액 ○ 주상병 코드: 고혈압(I10~I15), 당뇨병(E10~E14) ○ 보건기관: 지역의 공중보건 향상 및 증진을 도모하기 위해 공공기관이 운영하는 보건소, 보건지소, 보건진료소, 의료원
관련부서	국민건강보험공단 빅데이터사업실 통계관리부(☎ 033-736-2463~9)


통계표 명	제 15-1 표 시도별 다빈도상병 급여현황(입원) 제 15-2 표 시도별 다빈도상병 급여현황(외래)
개 요	○ 298질병분류별 입원/외래 진료실인원수 기준 시도별 다빈도상병 급여 현황
작성기준	○ 대상: 건강보험과 의료급여 대상자 중 요양기관 입원/외래 급여를 받은 자 ○ 진료일 기준 ○ 연도말 실거주지 기준
용어정의	○ 진료실인원수: 건강보험 또는 의료급여 가입자 중 실제 진료 받은 환자 수 ○ 입·내원일수: 진료비청구명세서상에 기재된 건강보험 환자가 실제로 요양기관에 방문 또는 입원한 일수 ○ 요양급여일수: 입·내원일수에 원내 투약일수를 포함한 일수 단, 내원과 투약이 중복된 날은 1일로 산정 ○ 진료비: 공단부담금(기관부담금)과 본인부담금을 더한 금액, 요양급여(의료급여비용) 총액 ○ 급여비: 요양급여비용 총액 중에서 보험자인 공단이 부담한 금액 ○ 연번(질병제표용분류표): 국가 차원적인 분류표의 기본으로 국가 간 비교를 위해 고안 되었으며 보통 통계 작성 시 이용 됨 298개의 세항목으로 구성된 요약분류표로서 하나의 소분류 번호는 한번씩만 포함되어 있으며 각 항목을 더하면 전체 질병군이 됨 ○ 입원: 의사(치과의사, 한의사 포함)의 자격을 가진 자에 의해 질병의 치료가 필요하다고 인정된 경우로서, 「의료법」 제3조(의료기관) 제2항에 정한 병원, 의원 또는 이와 동등하다고 인정되는 의료기관에 입실하여 의사의 관리 하에 치료에 전념하는 것 ○ 외래: 환자가 입원하지 아니하고 요양기관(약국 포함)에 방문하여 치료를 받음
관련부서	국민건강보험공단 빅데이터사업실 통계관리부(☎ 033-736-2463~9)

통계표 명	제 15-3 표 시도별 다빈도상병 급여현황(보건기관)
개 요	○ 298질병분류별 보건기관 이용 진료실인원수 기준 보건기관 시도별 다빈도 상병 급여 현황
작성기준	○ 대상: 건강보험과 의료급여 대상자 중 보건기관에서 급여를 받은 자 ○ 진료일 기준 ○ 보건기관 소재지 기준
용어정의	<p>○ 진료실인원수: 건강보험 또는 의료급여 가입자 중 실제 진료 받은 환자 수</p> <p>○ 입·내원일수: 진료비청구명세서상에 기재된 건강보험 환자가 실제로 요양기관에 방문 또는 입원한 일수</p> <p>○ 요양급여일수: 입·내원일수에 원내 투약일수를 포함한 일수 단, 내원과 투약이 중복된 날은 1일로 산정</p> <p>○ 진료비: 공단부담금(기관부담금)과 본인부담금을 더한 금액, 요양급여(의료급여비용) 총액</p> <p>○ 급여비: 요양급여비용 총액 중에서 보험자인 공단이 부담한 금액</p> <p>○ 연번(질병제표용분류표): 국가 차원적인 분류표의 기본으로 국가 간 비교를 위해 고안 되었으며 보통 통계 작성 시 이용 됨 298개의 세항목으로 구성된 요약분류표로서 하나의 소분류 번호는 한번씩만 포함되어 있으며 각 항목을 더하면 전체 질병군이 됨</p> <p>○ 입원: 의사(치과의사, 한의사 포함)의 자격을 가진 자에 의해 질병의 치료가 필요하다고 인정된 경우로서, 「의료법」 제3조(의료기관) 제2항에 정한 병원, 의원 또는 이와 동등하다고 인정되는 의료기관에 입실하여 의사의 관리 하에 치료에 전념하는 것</p> <p>○ 외래: 환자가 입원하지 아니하고 요양기관(약국 포함)에 방문하여 치료를 받음</p> <p>○ 보건기관: 지역의 공중보건 향상 및 증진을 도모하기 위해 공공기관이 운영하는 보건소, 보건지소, 보건진료소, 의료원</p>
관련부서	국민건강보험공단 빅데이터사업실 통계관리부(☎ 033-736-2463~9)



## 제2~5편

# 지역편 (시·군·구별)



통계표 명	제 1-1 표 시·군·구별 적용인구 현황
개 요	<p>○ 의료보장 적용인구를 건강보험은 근로자와 공·교, 지역으로, 의료급여는 1종과 2종으로 구분하여 시도별로 수록, 직역별·지역별 의료보장 적용인구를 확인할 수 있도록 함</p> <p>- 건강보험: 근로자와 직장은 사업장, 가입자, 피부양자로 구분하고, 지역은 세대수와 가입자 수로 세분화</p> <p>- 의료급여: 세대주와 부양가족으로 구분</p>
작성기준	<p>○ 대상: 의료보장 적용되는 내국인 및 외국인(재외국민포함)</p> <p>○ 연도말 실거주지 기준</p>
용어정의	<p>○ 의료보장: 건강보험 가입자수 + 의료급여대상자수</p> <p>- 건강보험: 직장(공교 포함) + 지역</p> <p>- 의료급여: 의료급여 1종 + 의료급여 2종</p> <p>○ 사업장: 직장가입자가 근로를 제공하는 장소적 개념의 ‘사업소 또는 사무소’</p> <p>○ 가입자</p> <p>- 직장: 근로자 및 사용자, 공무원·군인·사립학교 교직원</p> <p>- 지역: 가입자 중 직장가입자와 그 피부양자를 제외한 자</p> <p>○ 피부양자: 직장가입자에 의하여 주로 생계를 유지하는 보수 또는 소득이 없는 자로 보험료를 부담하지 않는 자</p> <p>○ 세대주(지역): 세대별 주민등록표에 나타나는 구성원을 대표하는 자 (세대주+비가입세대주)</p> <p>※ 의료급여의 경우, 공백이 있는 지역은 구 단위까지의 자료가 없는 지역으로, 해당 지역의 첫 번째 행정구역에 시 단위 자료 수록</p>
관련부서	국민건강보험공단 빅데이터사업실 통계관리부(☎ 033-736-2463~9)

통계표 명	제 1-2 표 시·군·구별 성별 연령별 의료보장 적용인구 현황
개 요	○ 의료보장 적용인구의 시군구별 현황을 성별, 연령별(5세 단위)로 구분하여 수록, 전국 시군구별 의료보장인구의 분포를 파악할 수 있도록 함
작성기준	○ 대상: 연도말 자격유지자 기준(계, 남자, 여자) ○ 주민등록주소지 기준
용어정의	○ 의료보장 적용인구 수: 건강보험가입자수 + 의료급여대상자수(1종, 2종) ○ 건강보험가입자수: 직장가입자(가입자 및 피부양자)와 지역가입자 ○ 의료급여대상자수: 「의료급여법」 제3조 ‘국민기초생활보장법’을 제외한 ‘재해구호법’, ‘의사상자 등 예우 및 지원에 관한 법률’ 등에 의한 의료급여 수급권자 ※ 의료급여의 경우, 공백이 있는 지역은 구 단위까지의 자료가 없는 지역으로, 해당 지역의 첫 번째 행정구역에 시 단위 자료 수록 (제1-1표의 시·군·구별 적용인구 현황 참조)
관련부서	국민건강보험공단 빅데이터사업실 통계관리부(☎ 033-736-2463~9) 국민건강보험공단 의료비지원실 의료급여부(☎ 033-736-4726~9)

통계표 명	제 1-3 표 시·군·구별 요양기관 현황
개 요	○ 요양기관을 종류별로 세분화하여 시·군·구별 분포현황 수록, 요양기관 종류를 지역별로 확인할 수 있도록 함
작성기준	○ 대상: 「의료법」, 「약사법」, 「지역보건법」 등에 의해 개설 또는 설립된 요양기관 중 건강보험법에 의해 당연 지정된 요양기관 ○ 연도말 기준 개설 요양기관을 요양기관 소재지 시·군·구로 구분
용어정의	<p>○ 요양기관: 건강보험법 시행령 21조에 의거 제외되는 기관 외에 「의료법」, 「약사법」, 「지역보건법」 등에 의해 개설 또는 설립된 의료기관, 약국, 보건기관</p> <p>※ 2021년 3월 의료법 개정에 따른 ‘정신병원’ 요양기관 종별 분리 추가</p> <p>○ 상급종합병원: 의료법 3조 4항에 따른 일정한 기준을 충족하는 종합병원</p> <p>- 인정기준(3년 주기로 인정기준 충족여부 평가)</p> <ul style="list-style-type: none"> <li>• 9개 진료권역내 종합전문요양기관의 소요 병상 수 충족 여부</li> <li>• 종합병원·레지던트 수련병원으로서 수술실 5개 이상 보유 등</li> <li>• 8개 전문과목에서 3년차 이상인 레지던트 상근</li> <li>• 해당 병원의 전문진료질병군에 속하는 환자의 비율이 우리나라 전체 비율의 1.5배 이상, 단순진료질병군은 0.8배 이하</li> </ul> <p>※ 전문진료질병군: 희귀성 질병, 치명률이 높은 질병, 난이도가 높은 질병 등</p> <p>※ 단순진료질병군: 진료가 간단한 질병, 치명률이 낮은 질병 등</p> <p>○ 종합병원: 300병상을 초과하여 내과, 외과, 소아청소년과, 산부인과, 영상의학과, 마취통증의학과, 진단검사의학과 또는 병리과, 정신과 및 치과를 포함한 9개 이상의 진료과목을 갖추거나, 100병상 초과 300병상 미만 요양기관 중 내과, 외과, 소아청소년과, 산부인과 중 3개 진료과목, 영상의학과, 마취통증의학과, 진단검사의학과 또는 병리과를 포함한 7개 이상의 진료과목을 갖춘 요양기관</p> <p>○ 병원: 입원환자 30인 이상을 수용할 수 있는 시설을 갖추고 환자를 진찰, 치료하는 데에 필요한 인력, 시설, 장비를 갖추어 놓은 곳</p> <p>○ 의원: 입원환자 30병상 미만 수용 진료 시설을 갖추고 의사가 의료 행위를 하는 곳으로 주로 외래환자에 대하여 의료를 행할 목적으로 개설하는 의료기관</p> <p>○ 요양병원: 요양환자 30인 이상을 수용할 수 있는 시설을 갖추고 의료 서비스 제공을 목적으로 개설된 의료기관이며 일반 병원과 달리 의사 및 간호사의 법정 배치기준 완화와 사회복지사나 물리치료를 추가 배치토록 함</p> <p>○ 보건소, 보건지소, 보건의료원: 「지역보건법」에 의해 지역의 공중보건 향상 및 증진을 도모하기 위해 설치된 의료기관</p> <p>○ 보건진료소: 의료취약지구로서 인구 500인 이상, 5,000인 미만인 지역에 「농어촌 등 보건 의료를 위한 특별조치법」에 의하여 설치되며 관할 인구의 2/3이상이 교통 시간 30분 이내에 보건진료소에 접근 가능하도록 설치되어야 함.</p> <p>○ 약국: 약사가 의약품의 조제업무를 행하는 장소로 「약사법」 제16조(약국의 개설등록)에 의하여 약사만이 개설할 수 있음</p>
관련부서	건강보험심사평가원 의료자원실(☎ 033-739-4807)



통계표 명	제 1-4 표 시·군·구별 의료인력 현황
개 요	○ 의사 등 요양기관 의료인력을 세분화하여 시·군·구별 분포현황을 수록, 요양기관에 종사하는 의료인력을 지역별로 확인하도록 함
작성기준	○ 대상: 「의료법」, 「약사법」에 의하여 일정한 자격을 갖추고 요양기관에서 종사하는 의료인력 ○ 연도말 기준 요양기관 종사 의료인력
용어정의	○ 의사: 일정한 자격을 가지고 의술과 약으로 병을 고치는 직업에 종사하는 사람 ○ 일반의: 의사들 중에 전문의가 아닌 사람 ○ 인턴: 의사 또는 치과의사의 면허를 받은 사람으로서 일정한 수련병원에 전속되어 임상 각 과목의 실기를 수련하는 사람 ○ 레지던트: 인턴과정을 이수한 사람 또는 보건복지부장관이 이와 동등하다고 인정한 사람으로서 일정기간 수련병원 또는 수련기관에 전속되어 전문과목 중 1과목을 전공으로 수련하는 사람 ○ 전문의: 의사 또는 치과의사로서 전문의의 수련 및 자격인정 등에 관한 규정에 의한 소정의 과정을 이수하고 보건복지부장관이 실시하는 전문의 자격시험에 합격하여 그 자격을 인정받은 사람 ○ 일반수련의: 한의사면허를 받은 사람으로서 일정한 수련한방병원에 소속되어 임상 각 과목의 실기를 수련하는 자 ○ 전문수련의: 일반수련의 과정을 이수한 사람으로서 일정한 수련한방병원 또는 수련기관에 소속되어 한의사 전문의 전문 과목 중 1과목을 전문적으로 수련하는 자 ○ 약사: 「약사법」 제8조에 따른 약사 국가시험에 합격하여 보건복지부 장관으로부터 면허를 받은 사람 ○ 한약사: 「약사법」 제8조에 따른 한약사 국가시험에 합격하여 보건복지부 장관으로부터 면허를 받은 사람 ○ 간호사: 간호학을 전공하는 대학·전문대학을 졸업하고 「의료법」 제9조에 따른 간호사 국가시험에 합격하여 보건복지부장관으로부터 면허를 받은 사람 ○ 물리치료사: 의사의 지시에 따라 물리 치료를 시행하는 의료 기사로 온열 치료, 전기 치료, 광선 치료, 기계 치료, 마사지 등의 물리 요법에 따른 치료를 행함 ○ 작업치료사: 작업 요법을 지도하는 의료 기사, 의사의 지도 아래, 신체장애자나 정신 장애자에게 어떤 목적을 가진 일을 시켜 치료하는 업무에 종사 ○ 사회복지사: 사회복지에 관한 전문지식과 기술을 가진 자로서 보건복지부 장관으로부터 자격증을 교부받은 사람
관련부서	건강보험심사평가원 의료자원실(☎ 033-739-4807)

통계표 명	제 1-5 표 시·군·구별 주요시설 현황
개 요	○ 건강보험요양기관 현황 신고(연도말 기준)
작성기준	○ 대상: 개설 요양기관 전체 ○ 범위 및 지역: 전국
용어정의	○ 시설 구분 - 국민건강보험법 시행규칙 별지 제14호 및 제17호 서식의 시설신고 구분 ※ 정신과폐쇄는 2008년 7월 이후 추가, 집중치료실의 기타는 삭제됨 ※ 집중치료실 → 중환자실로 명칭 변경 ※ 정신의료기관 입원실을 개방병상과 폐쇄병상으로 구분함에 따라 정신과개방 추가
관련부서	건강보험심사평가원 의료자원실(☎ 033-739-4807)

통계표 명	제 1-6 표 시·군·구별 주요 의료장비 현황
개 요	○ 건강보험요양기관 현황 신고(연도말 기준)
작성기준	○ 대상: 개설 요양기관 전체 ○ 범위 및 지역: 전국
용어정의	○ 「의료장비 현황신고대상 및 식별부호와에 관한 기준」 「별표」 의료장비현황신고 대상에 의한 장비품목분류번호(보건복지부 고시 제2012-156호, '12.11.30) ○ 의료장비: 식약처에서 정한 의료기기 중 치료재료 및 의료용품을 제외한 반복되는 내구성 의료기기
관련부서	건강보험심사평가원 의료자원실(☎ 033-739-4807)

통계표 명	제 1-7 표 시·군·구별 보험료 현황
개 요	<p>○ 건강보험 가입자의 연간 보험료 부과현황을 직장과 지역으로 구분하여 시도별로 수록</p> <p>- 건강보험 연간 총 보험료를 직장·지역으로 구분하고 직장은 근로자와 공교로 세분화하여 각 시도별로 구분 수록, 지역별·직역별로 총 보험료 현황을 세부적으로 파악할 수 있도록 함</p>
작성기준	<p>○ 대상: 직장은 건강보험료 고지 각 사업장, 지역은 건강보험료 고지 세대</p> <p>○ 연도말 실거주지 시도 기준</p> <p>○ 보험료 산출기준</p> <p>- 직장: 정산 포함된 산정보험료 기준으로 산출</p> <p>- 지역: 부과보험료 기준으로 산출</p>
용어정의	<p>○ 직장보험료: 사용자 또는 사업주가 납부해야 하는 건강보험료</p> <p>○ 지역보험료: 지역가입자가 납부하는 건강보험료</p> <p>○ 산정보험료</p> <p>- 직장보수월액보험료: 가입자의 보수월액에 보험료율을 곱하여 얻은 금액</p> <p>- 지역보험료: 지역가입자가 보유한 소득·재산 등에 따라 산정한 보험료부과점수에 보험료 부과점수당 금액을 곱하여 얻은 최초 보험료</p> <p>○ 부과보험료</p> <p>- 직장보수월액보험료: 가입자의 보수월액에 보험료율을 곱한 금액에서 경감 및 정산 보험료를 반영하여 부과하는 보험료</p> <p>- 임의계속보험료: 산정보험료에서 경감 및 면제보험료를 제외한 보험료</p> <p>- 소득월액보험료: 산정보험료에서 경감 및 면제보험료를 제외한 보험료</p> <p>- 지역보험료: 산정보험료에서 경감 및 면제보험료를 제외한 보험료</p> <p>※ 2013년부터 주민등록주소지 기준으로 발취</p>
관련부서	<p>국민건강보험공단 자격부과실(☎ 033-736-2551~3),</p> <p>국민건강보험공단 빅데이터사업실 통계관리부(☎ 033-736-2463~9)</p>

통계표 명	제 1-8 표 시·군·구별 보험료분위별 현황
개 요	○ 보험료 분위별 현황을 수록하여, 지역별 소득규모를 파악하고자 함
작성기준	○ 대상 - 직장: 각 사업장별 산정된 연도말(12월) 보험료 - 지역: 각 세대별로 부과된 연도말(12월) 보험료
용어정의	○ 근로자: 근로의 대가로서 보수를 받아 생활하는 자(법인의 이사, 기타 임원을 포함)로서 공무원과 교직원을 제외한 자 ○ 공교: 공무원 및 사립학교 교직원의 약칭 ○ 지역: 가입자중 직장가입자와 그 피부양자를 제외한 자 ○ 직장보험료: 직장가입자에게 부과되는 보험료 ○ 산정보험료 - 직장보수월액보험료: 가입자의 보수월액에 보험료율을 곱한 금액 - 지역보험료: 지역가입자가 보유한 소득재산 등에 따라 산정한 보험료부과 점수에 보험료 부과 점수당 금액을 곱하여 얻은 최초 보험료 ○ 부과보험료 - 직장보수월액보험료: 가입자의 보수월액에 보험료율을 곱한 금액에서 경감 및 정산 보험료를 반영하여 부과하는 보험료 - 지역보험료: 산정보험료에서 경감 및 면제보험료를 제외한 보험료 ○ 보험료분위: 전체 대상자(세대)를 10분위 균등분할 - 1분위(하위 10%), 2분위, … , 10분위(상위 10%)
관련부서	국민건강보험공단 자격부과실(☎ 033-736-2551~3), 국민건강보험공단 빅데이터사업실 통계관리부(☎ 033-736-2463~9)

통계표 명	제 2 표 시·군·구별 진료실적 현황 (계 / 건강보험 / 의료급여 1종 / 의료급여 2종)
개 요	○ 건강보험 및 의료급여대상자의 시·군·구별 진료현황 - 연간 의료보장 형태별 진료현황을 확인할 수 있도록 함
작성기준	○ 대상: 건강보험과 의료급여 대상자 중 급여 이용자 ○ 진료일 기준 ○ 연도말 실거주지 시·군·구 기준 및 자격 기준
용어정의	○ 진료실인원수: 건강보험 또는 의료급여 가입자 중 실제 진료 받은 환자 수 ○ 입·내원일수: 진료비청구명세서상에 기재된 건강보험 환자가 실제로 요양기관에 방문 또는 입원한 일수 ○ 요양급여일수: 입·내원일수에 원내 투약일수를 포함한 일수 단, 내원과 투약이 중복된 날은 1일로 산정 ○ 진료비: 공단부담금(기관부담금)과 본인부담금을 더한 금액으로 요양급여(의료급여 비용)총액 ○ 급여비: 요양급여비용 총액 중에서 보험자인 공단이 부담한 금액 ○ 건강보험: 국내에 거주하는 국민으로서 의료급여수급권자를 제외한 자 ○ 의료급여(1종, 2종): 생활유지 능력이 없거나 생활이 어려운 저소득 국민의 의료문제를 국가가 보장하는 공공부조제도로, 1종과 2종으로 구분
관련부서	국민건강보험공단 빅데이터사업실 통계관리부(☎ 033-736-2463~9)

통계표 명	제 3-1 표 시·군·구별 진료실적 현황(관내-계/입원/외래) 제 3-2 표 시·군·구별 진료실적 현황(관외-계/입원/외래)
개 요	○ 건강보험 및 의료급여대상자의 관내/관외(실거주지 시·군·구기준) 요양기관 이용현황
작성기준	○ 대상: 건강보험과 의료급여 대상자 중 관내/관외 요양기관 이용자 ○ 진료일 기준 ○ 연도말 실거주지 시·군·구 기준
용어정의	○ 진료실인원수: 건강보험 또는 의료급여 가입자 중 실제 진료 받은 환자 수 ○ 입·내원일수: 진료비청구명세서상에 기재된 건강보험 환자가 실제로 요양기관에 방문 또는 입원한 일수 ○ 요양급여일수: 입내원일수에 원내 투약일수를 포함한 일수 단, 내원과 투약이 중복된 날은 1일로 산정 ○ 진료비: 공단부담금(기관부담금)과 본인부담금을 더한 금액, 요양급여(의료급여비용) 총액 ○ 급여비: 요양급여비용 총액 중에서 보험자인 공단이 부담한 금액 ○ 입원: 의사(치과의사, 한의사 포함)의 자격을 가진 자에 의해 질병의 치료가 필요하다고 인정된 경우로서, 「의료법」 제3조(의료기관) 제2항에 정한 병원, 의원 또는 이와 동등하다고 인정되는 의료기관에 입실하여 의사의 관리 하에 치료에 전념하는 것 ○ 외래: 환자가 입원하지 아니하고 요양기관(약국 포함)에 방문하여 치료를 받음 ○ 관내: 거주지역내의 의료기관에 방문 또는 입원한 환자 ○ 관외: 거주지역외의 의료기관에 방문 또는 입원한 환자
관련부서	국민건강보험공단 빅데이터사업실 통계관리부☎ 033-736-2463~9)

통계표 명	제 4 표 시·군·구별 연령별 진료현황(계/남자/여자)
개 요	<ul style="list-style-type: none"> <li>○ 시·군·구별 연령별 진료실적</li> <li>- 건강보험과 의료급여 대상자 전체/남자/여자의 연간 연령대별 진료실적</li> </ul>
작성기준	<ul style="list-style-type: none"> <li>○ 대상: 건강보험과 의료급여 대상자 중 급여를 받은 자</li> <li>○ 진료일 기준</li> <li>○ 연령: 요양급여를 받은 자의 연도말 기준 연령</li> </ul>
용어정의	<ul style="list-style-type: none"> <li>○ 진료실인원수: 건강보험 또는 의료급여 가입자 중 실제 진료 받은 환자 수</li> <li>○ 입·내원일수: 진료비청구명세서상에 기재된 건강보험 환자가 실제로 요양기관에 방문 또는 입원한 일수</li> <li>○ 요양급여일수: 입·내원일수에 원내 투약일수를 포함한 일수 단, 내원과 투약이 중복된 날은 1일로 산정</li> <li>○ 진료비: 공단부담금(기관부담금)과 본인부담금을 더한 금액, 요양급여(의료급여비용) 총액</li> <li>○ 급여비: 요양급여비용 총액 중에서 보험자인 공단이 부담한 금액</li> </ul>
관련부서	국민건강보험공단 빅데이터사업실 통계관리부(☎ 033-736-2463~9)



통계표 명	제 5 표 시·군·구별 주요 암질환 급여현황
개 요	○ 위암 등 6개 주요 암질환에 대한 시·군·구별 진료 현황
작성기준	○ 대상: 건강보험과 의료급여 대상자 중 위암 등 6개 주요 암 질환으로 급여를 받은 자 ○ 진료일 기준 ○ 연도말 실거주지(시·군·구) 기준
용어정의	○ 진료실인원수: 건강보험 또는 의료급여 가입자 중 실제 진료 받은 환자 수 ○ 입·내원일수: 진료비청구명세서상에 기재된 건강보험 환자가 실제로 요양기관에 방문 또는 입원한 일수 ○ 요양급여일수: 입·내원일수에 원내 투약일수를 포함한 일수 단, 내원과 투약이 중복된 날은 1일로 산정 ○ 진료비: 공단부담금(기관부담금)과 본인부담금을 더한 금액, 요양급여(의료급여비용) 총액 ○ 급여비: 요양급여비용 총액 중에서 보험자인 공단이 부담한 금액 ○ 주요 암질환 주상병 코드 <ul style="list-style-type: none"> <li>- 위암(C16)</li> <li>- 간암(C22)</li> <li>- 기관지 및 폐의 악성신생물(C33~C34)</li> <li>- 대장암(C18~C20)</li> <li>- 유방암(C50)</li> <li>- 자궁경부암(C53)</li> </ul>
관련부서	국민건강보험공단 빅데이터사업실 통계관리부(☎ 033-736-2463~9)

통계표 명	제 6 표 시·군·구별 만성질환 급여현황
개 요	○ 고혈압 등 7개 주요 만성질환에 대한 시·군·구별 진료 현황
작성기준	○ 대상: 건강보험과 의료급여 대상자 중 위암 등 6개 주요 암 질환으로 급여를 받은 자 ○ 진료일 기준 ○ 연도말 실거주지(시·군·구) 기준
용어정의	○ 진료실인원수: 건강보험 또는 의료급여 가입자 중 실제 진료 받은 환자 수 ○ 입·내원일수: 진료비청구명세서상에 기재된 건강보험 환자가 실제로 요양기관에 방문 또는 입원한 일수 ○ 요양급여일수: 입·내원일수에 원내 투약일수를 포함한 일수 단, 내원과 투약이 중복된 날은 1일로 산정 ○ 진료비: 공단부담금(기관부담금)과 본인부담금을 더한 금액, 요양급여(의료급여비용) 총액 ○ 급여비: 요양급여비용 총액 중에서 보험자인 공단이 부담한 금액 ○ 주요 만성질환 주상병 코드 <ul style="list-style-type: none"> <li>- 고혈압(I10~I15)</li> <li>- 당뇨병(E10~E14)</li> <li>- 치주질환(K00~K01,K03~K08)</li> <li>- 관절염(M00~M19,M22~M25)</li> <li>- 정신질환(F)</li> <li>- 전염병(A,B)</li> <li>- 간질환(K70-K77)</li> </ul>
관련부서	국민건강보험공단 빅데이터사업실 통계관리부(☎ 033-736-2463~9)

부 록	『건강보험 통계연보』와의 비교 및 대조
개 요	○ 『지역별 의료이용 통계연보』 항목 기준으로 『건강보험 통계연보』와의 유사점 및 차이점 기술
작성기준	○ 대상: 『지역별 의료이용 통계연보』, 『건강보험 통계연보』 ○ 『지역별 의료이용 통계연보』 목차 기준으로 설명
유사점 및 차이점	<p>○ 보험료: (공통 사항) 전체 보험료 현황의 경우, 직장은 고지보험료(정산 포함) 기준이며 임의계속과 소득월액 포함. 반면 분위별 보험료 현황은 직장 산정보험료 기준이며 임의계속가입자와 소득월액 대상자를 제외</p> <p>○ 적용인구: (공통사항) 의료보장 적용인구 현황에 의료급여 포함</p> <p>○ 진료실적</p> <ul style="list-style-type: none"> <li>- 지역별 의료이용 통계연보: 의료급여 포함</li> <li>- 건강보험 통계연보: 의료급여 미포함</li> </ul> <p>○ 암질환 및 만성질환 급여현황</p> <ul style="list-style-type: none"> <li>- 지역별 의료이용 통계연보: 6대 암 및 7대 만성질환 수록</li> <li>- 건강보험 통계연보: 중증질환 산정특례 위주의 질병통계 수록</li> </ul> <p>○ 기타</p> <ul style="list-style-type: none"> <li>- 지역별 의료이용 통계연보: 시도·시군구 단위 지역 의료이용 현황 집중 수록</li> <li>- 건강보험 통계연보: 요양기관 상세 현황, 건강보험 재정현황, 건강보험 심사실적, 요양급여 적정성 평가, 기타 복지현황(부록) 수록</li> </ul>
관련부서	국민건강보험공단 빅데이터사업실 통계관리부(☎ 033-736-2463~9)



## 엑셀 파일에만 게시한 통계표 7~9장 해설

통계표 명	제 7-1 표 의료기관 시·군·구별 진료실적 현황(계-계/입원/외래) 제 7-2 표 의료기관 시·군·구별 진료실적 현황(관내-계/입원/외래) 제 7-3 표 의료기관 시·군·구별 진료실적 현황(타지역-계/입원/외래)
개 요	○ 건강보험과 의료급여대상자의 요양기관 소재지 시·군·구별 연간 진료 현황
작성기준	○ 대상: 건강보험과 의료급여 대상자 중 급여를 받은 자 ○ 요양기관 소재지(시·군·구) 기준 진료실적 ○ 진료일 기준
용어정의	○ 진료실인원수: 건강보험 또는 의료급여 가입자 중 실제 진료 받은 환자 수 ○ 입·내원일수: 진료비청구명세서상에 기재된 건강보험 환자가 실제로 요양기관에 방문 또는 입원한 일수 ○ 요양급여일수: 입·내원일수에 원내 투약일수를 포함한 일수 단, 내원과 투약이 중복된 날은 1일로 산정 ○ 진료비: 공단부담금(기관부담금)과 본인부담금을 더한 금액, 요양급여(의료급여비용) 총액 ○ 급여비: 요양급여비용 총액 중에서 보험자인 공단이 부담한 금액 ○ 입원: 의사(치과의사, 한의사 포함)의 자격을 가진 자에 의해 질병의 치료가 필요하다고 인정된 경우로서, 「의료법」 제3조(의료기관) 제2항에 정한 병원, 의원 또는 이와 동등하다고 인정되는 의료기관에 입실하여 의사의 관리 하에 치료에 전념하는 것 ○ 외래: 환자가 입원하지 아니하고 요양기관(약국 포함)에 방문하여 치료를 받음 ○ 관내: 지역 내의 의료기관에 방문 또는 입원한 소재지 내 거주 환자 ○ 타지역: 지역 내의 의료기관에 방문 또는 입원한 소재지 외 거주 환자
관련부서	국민건강보험공단 빅데이터사업실 통계관리부(☎ 033-736-2463~9)

통계표 명	제 8-1 표 시·군·구별 요양급여일수 구간별 급여현황(고혈압)
개 요	○ 고혈압 진료를 받은 대상자의 요양급여일수별 시·군·구별 급여 현황
작성기준	○ 대상: 건강보험과 의료급여 대상자 중 고혈압으로 급여를 받은 자 ○ 진료일 기준 ○ 연도말 실거주지 기준
용어정의	○ 진료실인원수: 건강보험 또는 의료급여 가입자 중 실제 진료 받은 환자 수 ○ 입·내원일수: 진료비청구명세서상에 기재된 건강보험 환자가 실제로 요양기관에 방문 또는 입원한 일수 ○ 요양급여일수: 입·내원일수에 원내 투약일수를 포함한 일수 단, 내원과 투약이 중복된 날은 1일로 산정 ○ 진료비: 공단부담금(기관부담금)과 본인부담금을 더한 금액, 요양급여(의료급여비용) 총액 ○ 급여비: 요양급여비용 총액 중에서 보험자인 공단이 부담한 금액 ○ 주상병 코드: 고혈압(I10~I15)
관련부서	국민건강보험공단 빅데이터사업실 통계관리부(☎ 033-736-2463~9)

통계표 명	제 8-2 표 시·군·구별 요양급여일수 구간별 급여현황(당뇨병)
개 요	○ 당뇨병 진료를 받은 대상자에 대한 요양급여일수별 시·군·구별 급여 현황
작성기준	○ 대상: 건강보험 및 의료급여 대상자 중 당뇨병으로 급여를 받은 자 ○ 진료일 기준 ○ 연도말 실거주지 기준
용어정의	○ 진료실인원수: 건강보험 또는 의료급여 가입자 중 실제 진료 받은 환자 수 ○ 입·내원일수: 진료비청구명세서상에 기재된 건강보험 환자가 실제로 요양기관에 방문 또는 입원한 일수 ○ 요양급여일수: 입·내원일수에 원내 투약일수를 포함한 일수 단, 내원과 투약이 중복된 날은 1일로 산정 ○ 진료비: 공단부담금(기관부담금)과 본인부담금을 더한 금액, 요양급여(의료급여비용) 총액 ○ 급여비: 요양급여비용 총액 중에서 보험자인 공단이 부담한 금액 ○ 주상병 코드: 당뇨병(E10~E14)
관련부서	국민건강보험공단 빅데이터사업실 통계관리부(☎ 033-736-2463~9)

통계표 명	제 8-3 표 보건기관 이용자의 시·군·구별 요양급여일수 구간별 급여현황(고혈압)
개 요	○ 보건기관에서 고혈압 진료를 받은 대상자의 요양급여일수 구간별 시·군·구별 급여 현황
작성기준	○ 대상: 건강보험 및 의료급여 대상자 중 보건기관에서 고혈압/당뇨병으로 급여를 받은 자 ○ 진료일 기준 ○ 연도말 실거주지 기준
용어정의	○ 진료실인원수: 건강보험 또는 의료급여 가입자 중 실제 진료 받은 환자 수 ○ 입·내원일수: 진료비청구명세서상에 기재된 건강보험 환자가 실제로 요양기관에 방문 또는 입원한 일수 ○ 요양급여일수: 입·내원일수에 원내 투약일수를 포함한 일수 단, 내원과 투약이 중복된 날은 1일로 산정 ○ 진료비: 공단부담금(기관부담금)과 본인부담금을 더한 금액, 요양급여(의료급여비용) 총액 ○ 급여비: 요양급여비용 총액 중에서 보험자인 공단이 부담한 금액 ○ 주상병 코드: 고혈압(I10~I15) ○ 보건기관: 지역의 공중보건 향상 및 증진을 도모하기 위해 공공기관이 운영하는 보건소, 보건지소, 보건진료소, 의료원
관련부서	국민건강보험공단 빅데이터사업실 통계관리부(☎ 033-736-2463~9)

통계표 명	제 8-4 표 보건기관 이용자의 시·군·구별 요양급여일수 구간별 급여현황(당뇨병)
개 요	○ 보건기관에서 당뇨병로 진료를 받은 대상자에 대한 요양급여일수 구간별 시·군·구별 급여 현황
작성기준	○ 대상: 건강보험과 의료급여 대상자 중 보건기관에서 당뇨병으로 급여를 받은 자 ○ 진료일 기준 ○ 연도말 실거주지 기준
용어정의	○ 진료실인원수: 건강보험 또는 의료급여 가입자 중 실제 진료 받은 환자 수 ○ 입·내원일수: 진료비청구명세서상에 기재된 건강보험 환자가 실제로 요양기관에 방문 또는 입원한 일수 ○ 요양급여일수: 입·내원일수에 원내 투약일수를 포함한 일수 단, 내원과 투약이 중복된 날은 1일로 산정 ○ 진료비: 공단부담금(기관부담금)과 본인부담금을 더한 금액, 요양급여(의료급여비용) 총액 ○ 급여비: 요양급여비용 총액 중에서 보험자인 공단이 부담한 금액 ○ 주상병 코드: 당뇨병(E10~E14) ○ 보건기관: 지역의 공중보건 향상 및 증진을 도모하기 위해 공공기관이 운영하는 보건소, 보건지소, 보건진료소, 의료원
관련부서	국민건강보험공단 빅데이터사업실 통계관리부(☎ 033-736-2463~9)



통계표 명	제 9-1 표 시·군·구별 다빈도상병 급여현황(입원) 제 9-2 표 시·군·구별 다빈도상병 급여현황(외래)
개 요	○ 298질병분류별 입원/외래 진료실인원수 기준 시·군·구별 다빈도상병 급여 현황
작성기준	○ 대상: 건강보험과 의료급여 대상자 중 요양기관 입원/외래 급여를 받은 자 ○ 진료일 기준 ○ 연도말 실거주지 기준
용어정의	○ 진료실인원수: 건강보험 또는 의료급여 가입자 중 실제 진료 받은 환자 수 ○ 입·내원일수: 진료비청구명세서상에 기재된 건강보험 환자가 실제로 요양기관에 방문 또는 입원한 일수 ○ 요양급여일수: 입·내원일수에 원내 투약일수를 포함한 일수 단, 내원과 투약이 중복된 날은 1일로 산정 ○ 진료비: 공단부담금(기관부담금)과 본인부담금을 더한 금액, 요양급여(의료급여비용) 총액 ○ 급여비: 요양급여비용 총액 중에서 보험자인 공단이 부담한 금액 ○ 연번(질병제표용분류표): 국가 차원적인 분류표의 기본으로 국가 간 비교를 위해 고안 되었으며 보통 통계 작성 시 이용 됨 298개의 세항목으로 구성된 요약분류표로서 하나의 소분류 번호는 한번씩만 포함되어 있으며 각 항목을 더하면 전체 질병군이 됨 ○ 입원: 의사(치과의사, 한의사 포함)의 자격을 가진 자에 의해 질병의 치료가 필요하다고 인정된 경우로서, 「의료법」 제3조(의료기관) 제2항에 정한 병원, 의원 또는 이와 동등하다고 인정되는 의료기관에 입실하여 의사의 관리 하에 치료에 전념하는 것 ○ 외래: 환자가 입원하지 아니하고 요양기관(약국 포함)에 방문하여 치료를 받음
관련부서	국민건강보험공단 빅데이터사업실 통계관리부(☎ 033-736-2463~9)

통계표 명	제 9-3 표 시·군·구별 다빈도상병 급여현황(보건기관)
개 요	○ 298질병분류별 보건기관 이용 진료실인원수 기준 보건기관 시·군·구별 다빈도 상병 급여 현황
작성기준	○ 대상: 건강보험과 의료급여 대상자 중 보건기관에서 급여를 받은 자 ○ 진료일 기준 ○ 보건기관 소재지(시·군·구) 기준
용어정의	<p>○ 진료실인원수: 건강보험 또는 의료급여 가입자 중 실제 진료 받은 환자 수</p> <p>○ 입·내원일수: 진료비청구명세서상에 기재된 건강보험 환자가 실제로 요양기관에 방문 또는 입원한 일수</p> <p>○ 요양급여일수: 입·내원일수에 원내 투약일수를 포함한 일수 단, 내원과 투약이 중복된 날은 1일로 산정</p> <p>○ 진료비: 공단부담금(기관부담금)과 본인부담금을 더한 금액, 요양급여(의료급여비용) 총액</p> <p>○ 급여비: 요양급여비용 총액 중에서 보험자인 공단이 부담한 금액</p> <p>○ 연번(질병제표용분류표): 국가 차원적인 분류표의 기본으로 국가 간 비교를 위해 고안 되었으며 보통 통계 작성 시 이용 됨 298개의 세항목으로 구성된 요약분류표로서 하나의 소분류 번호는 한번씩만 포함되어 있으며 각 항목을 더하면 전체 질병군이 됨</p> <p>○ 입원: 의사(치과의사, 한의사 포함)의 자격을 가진 자에 의해 질병의 치료가 필요하다고 인정된 경우로서, 「의료법」 제3조(의료기관) 제2항에 정한 병원, 의원 또는 이와 동등하다고 인정되는 의료기관에 입실하여 의사의 관리 하에 치료에 전념하는 것</p> <p>○ 외래: 환자가 입원하지 아니하고 요양기관(약국 포함)에 방문하여 치료를 받음</p> <p>○ 보건기관: 지역의 공중보건 향상 및 증진을 도모하기 위해 공공기관이 운영하는 보건소, 보건지소, 보건진료소, 의료원</p>
관련부서	국민건강보험공단 빅데이터사업실 통계관리부(☎ 033-736-2463~9)



승인번호  
제 350003 호

통계청 승인 제350003호  
ISSN 2951-2646

## 2023년 지역별 의료이용 통계연보

2023 Regional Healthcare Utilization Statistics Yearbook

발행일 2024년 12월  
발행인 정 기 석  
발행처 국민건강보험공단  
(우) 26464 강원도 원주시 건강로 32(반곡동)  
발행처 지성프린팅 TEL. 033-765-2490

〈비매품〉

